












# New Fane Hiking, Mountain Biking, Skiing, and Snowshoe Trails

**BIKES NOT ALLOWED ON  
HIKING / SKI TRAIL**

**A state trail pass is required for  
bikers age 16 and older.**

-  Water
-  Vault Toilets
-  Picnic / Warming Shelter

Hiking and Ski Trail Lengths			
	<b>Purple</b>	3.1 mi / 5.0 km	most difficult
	<b>Red</b>	2.4 mi / 3.8 km	more difficult
	<b>Green</b>	1.5 mi / 2.4 km	more difficult
	<b>Brown</b>	0.7 mi / 1.1 km	easiest

Mountain Biking and Snowshoe Trail Lengths		
	<b>Loop 1</b>	0.5 mi / 0.8 km
	<b>Loop 2</b>	1 mi / 1.6 km
	<b>Loop 3</b>	2 mi / 3.2 km
	<b>Loop 4</b>	2 mi / 3.2 km

