



**WISCONSIN DNR
FISHERIES INFORMATION SHEET**

LAKE: Kawaguesaga

COUNTY: Oneida

YEAR: 2015

Crews from the Department of Natural Resources, Great Lakes Indian Fish and Wildlife Commission, Wisconsin Valley Improvement Company and University of Wisconsin, Stevens Point surveyed Kawaguesaga Lake, Oneida County during spring of 2015. Walleye nets were set April 14-18 and panfish nets June 1-5. Electrofishing occurred on April 18 (2 boats) for walleye and May 11, 19 and 21 (2, 1 and 2 boats) for bass. Kawaguesaga Lake is a soft water drainage lake with a surface area of 670 acres, 11.1 miles of shoreline and a maximum depth of 44 feet.

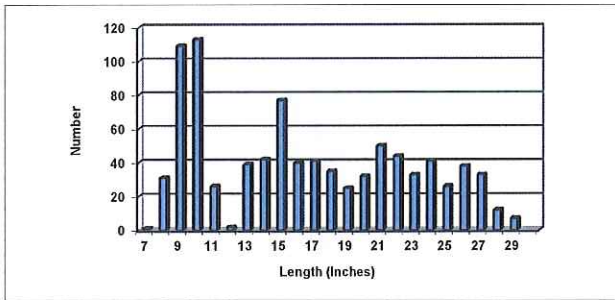


Figure 1. Length frequency distribution of 897 walleye captured during a survey of Kawaguesaga Lake, Oneida County in 2015.

Walleye

We captured 905 walleye (including 8 fish that were not measured). We handled 327 immature and unknown-sex fish that were mostly under 11.5 inches; 257 males ranged 12.5 to 20.9 inches and 327 females ranged 15.5 to 29.9 inches in length.

The adult walleye population was estimated at 866 fish, or 1.3 per acre.

Largemouth bass

We captured 1,042 largemouth bass in Kawaguesaga Lake, up to 21.4 inches in length.

The adult largemouth bass population (including all fish over 8 inches) was estimated at 6,754 fish, or 10.1 per acre.

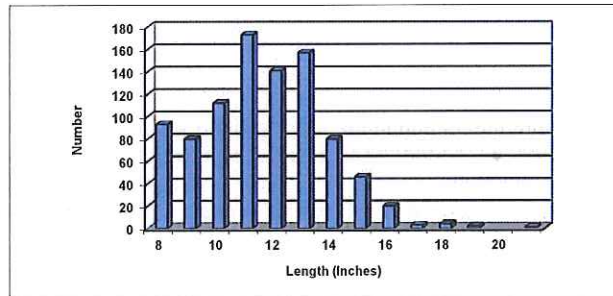


Figure 2. Length frequency distribution of 912 largemouth bass captured during a survey of Kawaguesaga Lake, Oneida County in 2015. Another 89 fish were less than 8 inches, and 41 fish from June panfish nets were not measured.

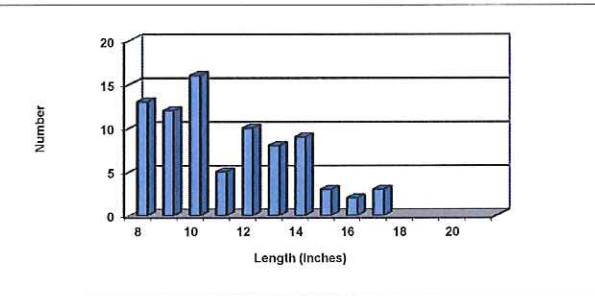


Figure 3. Length frequency distribution of 81 smallmouth bass captured during a survey of Kawaguesaga Lake, Oneida County in 2015. Another 16 fish were less than 8 inches, and 1 fish from June panfish nets was not measured.

Smallmouth bass

We captured 98 smallmouth bass in Kawaguesaga Lake, up to 17.4 inches in length.

The adult smallmouth bass population (including all fish over 8 inches) could not be accurately estimated, but it was in the neighborhood of 0.7 fish per acre.

Black Crappie

Panfish and nongame fishes were collected during June 1-5 netting. This is a little late for crappies, but we still found some fish onshore. We measured 151 black crappie, ranging from 6 to 10.9 inches. Peak abundances were at 7 and 9.5 inches.

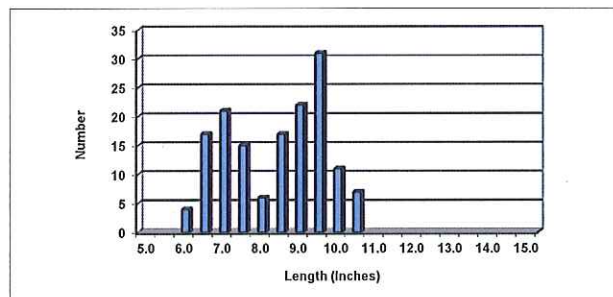


Figure 4. Length frequency distribution of 151 black crappie measured during a survey of Kawaguesaga Lake, Oneida County, June 1-5, 2015.

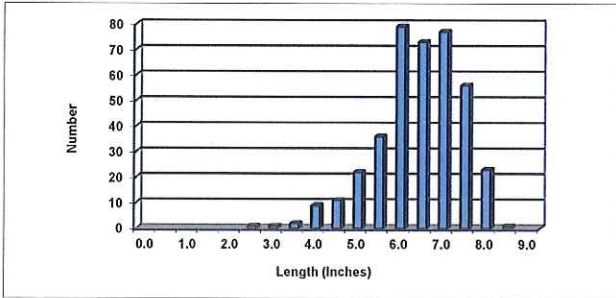


Figure 5. Length frequency distribution of 391 bluegill measured during a survey of Kawaguesaga Lake, Oneida County, June 1-5, 2015.

Pumpkinseed

We measured 182 pumpkinseed centered on about 6 inches and ranging from 3.5 to 7.9 inches in length.

Bluegill

We measured 391 bluegill during June netting, with very good numbers of fish from 6 to 8 inches and 24 fish over 8 inches in length.

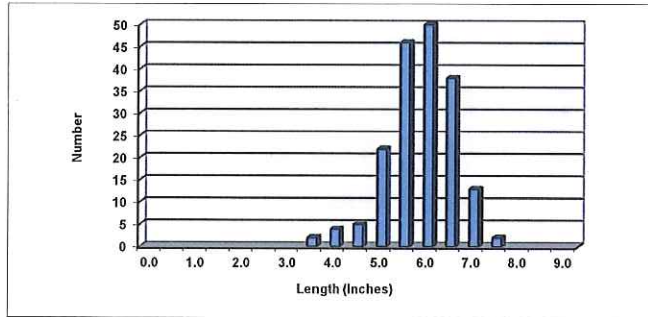


Figure 6. Length frequency distribution of 182 pumpkinseed captured during a survey of Kawaguesaga Lake, Oneida County, June 1-5, 2015.

Other Species

We captured 20 varieties of fish in our netting and electrofishing sample of Kawaguesaga Lake. In addition to the species listed above, we caught 33 true and 1 tiger muskellunge, 35 northern pike, 2,323 yellow perch, 306 rock bass, 178 bluegill x pumpkinseed hybrids, 166 yellow bullhead, 1 black bullhead, 1 bluntnose minnow, 3 bowfin, 3 burbot, 3 golden shiner, 3 grass pickerel and 19 white sucker. We also counted 1 mudpuppy in our nets.

John Kubisiak, Fisheries Biologist
 Wisconsin Department of Natural Resources
 107 Sutliff Avenue
 Rhinelander, WI 54501
 (715) 365-8919
 Email: JohnF1.Kubisiak@wisconsin.gov

MWBCODE: 1542300

YEAR: 2015

LAKE: Kawaguesaga

COUNTY: Oneida

Walleye		Smallmouth Bass		Largemouth Bass		Northern Pike		Muskellunge	
Length Interval	Number	Length Interval	Number	Length Interval	Number	Length Interval	Number	Length Interval	Number
<7		<7	1	<7	6			9	
7	1	7	15	7	83			10	2
8	31	8	13	8	93	9	2	11	9
9	109	9	12	9	80	10		12	13
10	113	10	16	10	112	11	1	13	
11	26	11	5	11	173	12	1	14	
12	2	12	10	12	141	13		15	
13	39	13	8	13	157	14		16	
14	42	14	9	14	80	15	1	17	
15	77	15	3	15	46	16	1	18	
16	40	16	2	16	20	17	1	19	
17	41	17	3	17	3	18		20	
18	35	18		18	4	19		21	1
19	25	19		19	2	20		22	
20	32	20		20		21	2	23	
21	50	21		21	1	22	2	24	
22	44	22		22		23	3	25	
23	33	23		23		24	1	26	
24	41	24		24		25	4	27	
25	26	25+		25+		26	4	28	
26	38					27	2	29	1
27	33					28	3	30	
28	12					29	2	31	1
29	7					30	1	32	
30+						31	2	33	2
						32	1	34	1
						33	1	35	
						34		36	1
						35+		37	
								38	
								39	
								40	
								41	1
								42	
								43	
								44	
								45	2
								46	
								47	
								48	
								49	
								50	
Total	897	Total	97	Total	1,001	Total	35		
								Total	34

MWBCODE: 1542300
 YEAR: 2015
 LAKE: Kawaguesaga
 COUNTY: Oneida

Black Crappie		Bluegill		Pumpkinseed		Rock Bass		Yellow Bullhead		hybrid BG X PKS	
Length Interval	Number	Length Interval	Number	Length Interval	Number	Length Interval	Number	Length Interval	Number	Length Interval	Number
0.0		0.0		0.0		0.0		0.0		0.0	
0.5		0.5		0.5		0.5		0.5		0.5	
1.0		1.0		1.0		1.0		1.0		1.0	
1.5		1.5		1.5		1.5		1.5		1.5	
2.0		2.0		2.0		2.0		2.0		2.0	
2.5		2.5	1	2.5		2.5		2.5		2.5	
3.0		3.0	1	3.0		3.0	1	3.0		3.0	1
3.5		3.5	2	3.5	2	3.5		3.5		3.5	4
4.0		4.0	9	4.0	4	4.0	3	4.0		4.0	5
4.5		4.5	11	4.5	5	4.5	8	4.5		4.5	2
5.0		5.0	22	5.0	22	5.0	9	5.0		5.0	10
5.5		5.5	36	5.5	46	5.5	4	5.5		5.5	6
6.0	4	6.0	79	6.0	50	6.0	16	6.0		6.0	23
6.5	17	6.5	73	6.5	38	6.5	31	6.5		6.5	43
7.0	21	7.0	77	7.0	13	7.0	25	7.0		7.0	27
7.5	15	7.5	56	7.5	2	7.5	23	7.5	1	7.5	16
8.0	6	8.0	23	8.0		8.0	17	8.0	3	8.0	1
8.5	17	8.5	1	8.5		8.5	4	8.5	2	8.5	
9.0	22	9.0		9.0		9.0	1	9.0	5	9.0	
9.5	31	9.5		9.5		9.5		9.5	8	9.5	
10.0	11	10.0		10.0		10.0		10.0	9	10.0	
10.5	7	10.5		10.5		10.5		10.5	7	10.5	
11.0		11.0		11.0		11.0		11.0	2	11.0	
11.5		11.5		11.5		11.5		11.5	4	11.5	
12.0		12.0		12.0		12.0		12.0	4	12.0	
12.5		12.5		12.5		12.5		12.5	7	12.5	
13.0		13.0		13.0		13.0		13.0		13.0	
13.5		13.5		13.5		13.5		13.5	1	13.5	
14.0		14.0		14.0		14.0		14.0		14.0	
14.5		14.5		14.5		14.5		14.5		14.5	
15.0		15.0		15.0		15.0		15.0		15.0	
								15.5		15.5	

Total	151	Total	391	Total	182	Total	142	Total	53	Total	138
Count	742	Count	2,430	Count	221	Count	306	Count	166	Count	178

Other species	Observed	count
Black Bullhead	1	
Bluntnose Minnow	1	
Bowfin	3	
Burbot	3	
Golden Shiner	3	
Grass Pickerel	3	
White Sucker	19	
Yellow Perch	2,323	