











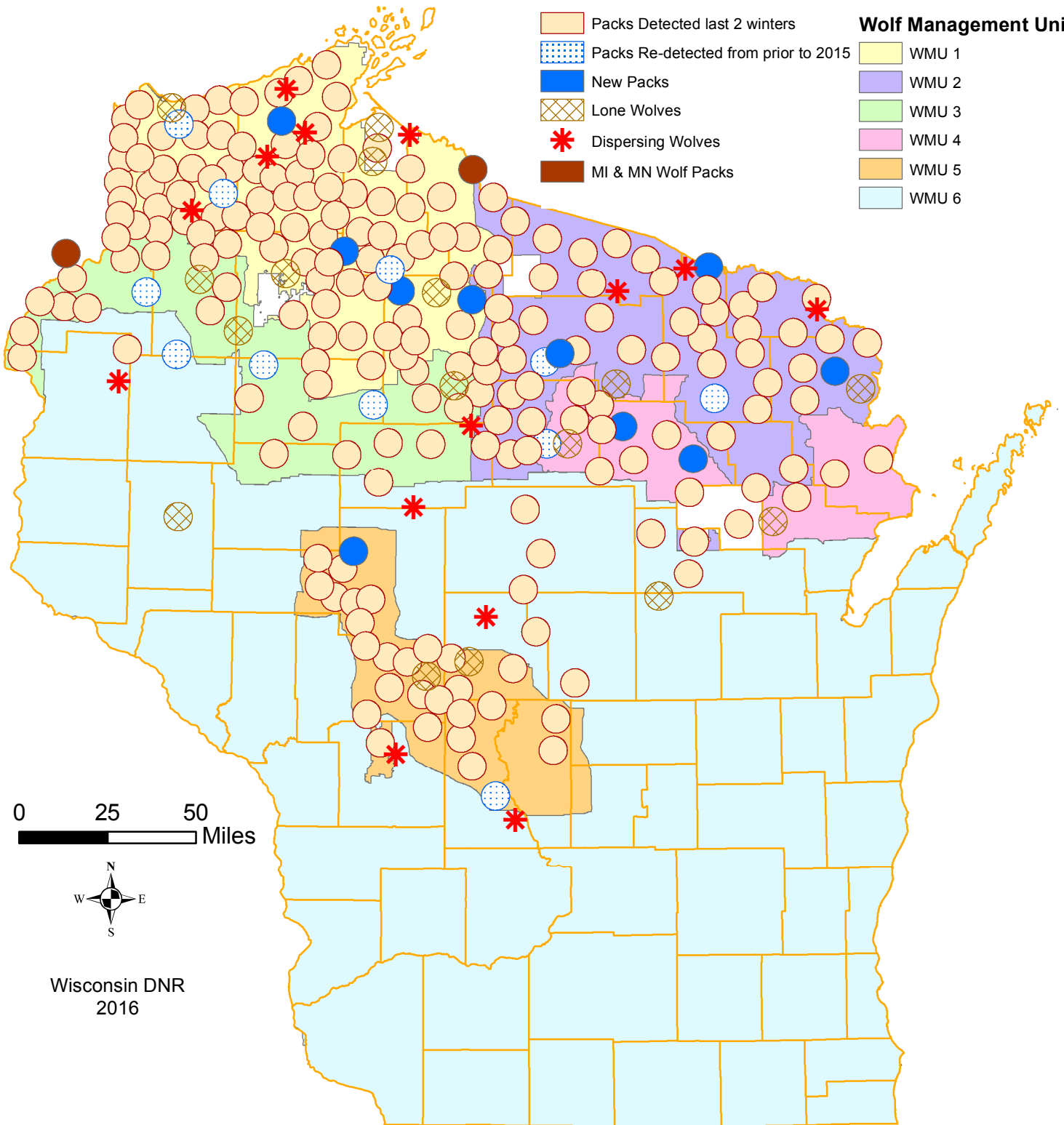


### Wolves Detected in Wisconsin in winter 2015-2016

-  Packs Detected last 2 winters
  -  Packs Re-detected from prior to 2015
  -  New Packs
  -  Lone Wolves
  -  Dispersing Wolves
  -  MI & MN Wolf Packs
- Wolf Management Units**
-  WMU 1
  -  WMU 2
  -  WMU 3
  -  WMU 4
  -  WMU 5
  -  WMU 6



0 25 50 Miles



Wisconsin DNR  
2016