

**CORRESPONDENCE/MEMORANDUM**

DATE: February 1, 2014  
TO: Air Dispersion Modeling Community in Wisconsin  
FROM: John Roth – AM/7  
SUBJECT: PSD Minor Source Baseline Dates

The Prevention of Significant Deterioration (PSD) regulations were devised by the U.S. Environmental Protection Agency (USEPA) in order to permit "economic growth in a manner consistent with the preservation of existing clean air resources in areas such as national parks, national wilderness areas, national monuments, national seashores, and other areas of special national or regional natural, recreational, scenic, or historic value" (Clean Air Act, 1977). The intent of the program is to protect pristine and scenic areas of the country by limiting the amount of additional pollution affecting an area to values less than the National Ambient Air Quality Standards (NAAQS).

The program uses an "increment" system for sulfur dioxide (SO<sub>2</sub>), nitrogen dioxide (NO<sub>2</sub>), and particulate matter (PM<sub>10</sub> & PM<sub>2.5</sub>) with different increment values in different areas depending on the degree of protection required. There are three possible area classifications under the PSD program – Class I, Class II, and Class III. Class I areas allow the least amounts of air quality deterioration while Class III areas allow greater deterioration but never to the extent that public health is threatened. Almost all of Wisconsin is designated as Class II with the exception of the Rainbow Lake Wilderness Area in Bayfield County and portions of the Forest County Potawatomi Community lands in Forest County.

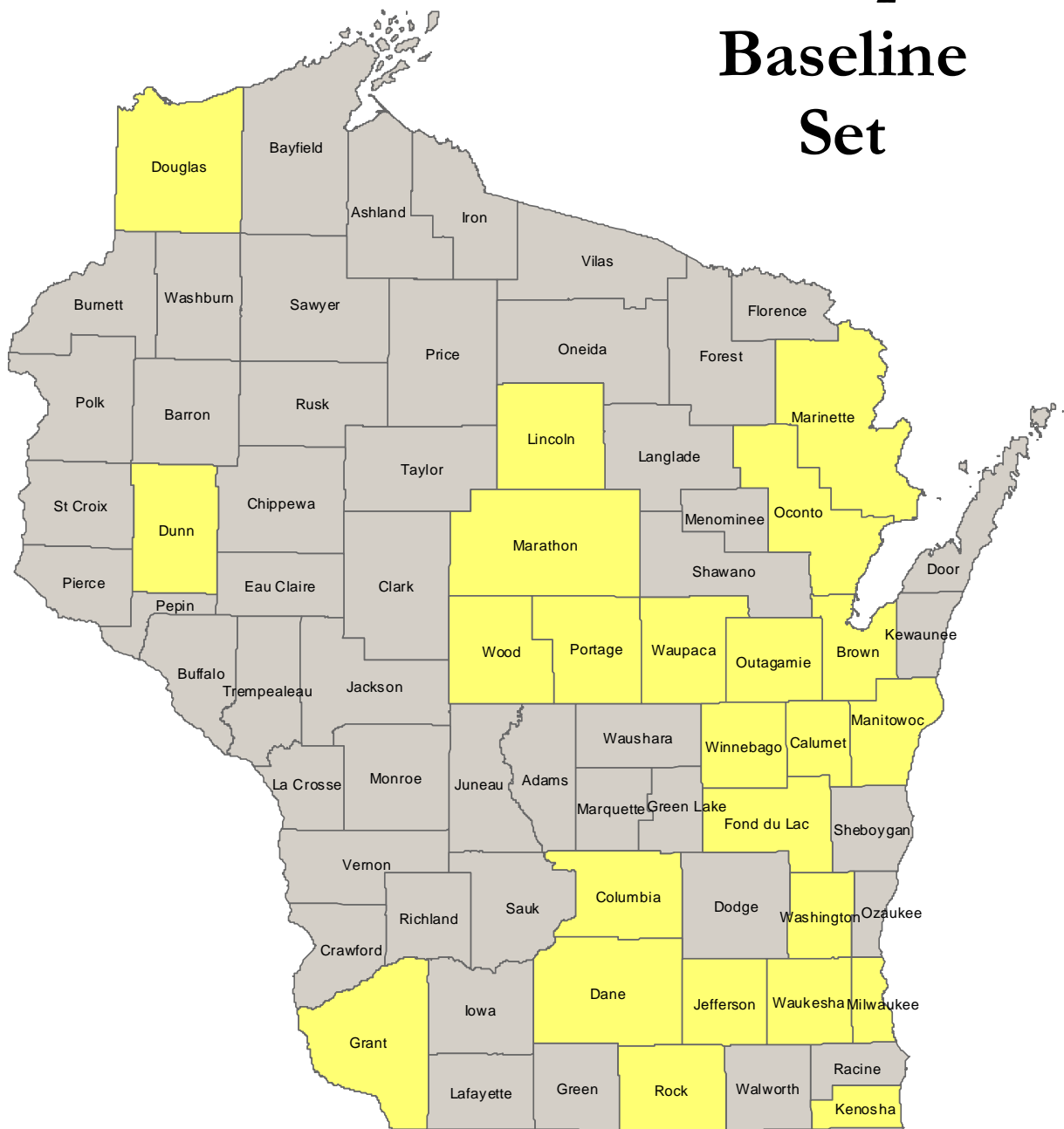
For each pollutant, once beyond the major source baseline date and the trigger date, the date of the first complete PSD application sets the minor source baseline date in the area. In Wisconsin, minor source baselines are set in the county of the applicant and in any surrounding counties if the air quality impact is significant. Using the county for baselines is consistent with federal attainment designation areas.

The following table and maps detail the minor source baseline dates and counties in Wisconsin.

PSD BASELINES: DATES AND COUNTIES IN WISCONSIN								Feb 2014	
Facility	City	PM2.5		PM10		SO <sub>2</sub>		NO <sub>x</sub>	
		Date	County	Date	County	Date	County	Date	County
Fort Howard Paper Co.	Green Bay			15-Mar-1988	Brown			15-Mar-1988	Brown
Appleton Papers, Inc.	Combined Locks					18-Aug-1983	Brown		
Brillion Iron Works	Brillion			11-Jun-1979	Calumet				
Appleton Papers, Inc.	Combined Locks					18-Aug-1983	Calumet		
Cardinal Glass	Portage			20-Sep-1994	Columbia	20-Sep-1994	Columbia	20-Sep-1994	Columbia
Ace Ethanol LLC	Stanley			1-Dec-2003	Chippewa			1-Dec-2003	Chippewa
University of Wisconsin-Walnut St. Plant	Madison			13-Sep-1998	Dane	13-Sep-1998	Dane	13-Sep-1998	Dane
CLM Corporation	Superior			14-Jul-1993	Douglas	14-Jul-1993	Douglas	14-Jul-1993	Douglas
Cardinal FG (AFG Glass)	Menomonie			11-Feb-1990	Dunn	11-Feb-1990	Dunn	11-Feb-1990	Dunn
Wisconsin Power & Light	Fond du Lac			7-Mar-1991	Fond du Lac	7-Mar-1991	Fond du Lac	3/7/91	Fond du Lac
Alliant Energy Nelson Dewey	Cassville			15-Mar-2007	Grant	15-Mar-2007	Grant	15-Mar-2007	Grant
Wisconsin Electric Power-Concord	Watertown			30-Mar-1990	Jefferson	30-Mar-1990	Jefferson	30-Mar-1990	Jefferson
Wisconsin Electric Power-Paris	Paris			4-Jun-1992	Kenosha	4-Jun-1992	Kenosha		
Wisconsin Electric Power-Pleasant Prairie	Pleasant Prairie							1-Apr-1999	Kenosha
Nekoosa Packaging [Owens-Illinois]	Tomahawk			16-Aug-1984	Lincoln	16-Aug-1984	Lincoln	24-Jan-1990	Lincoln
Rockwell Lime Company	Rockwood			19-Feb-1979	Manitowoc	19-Feb-1979	Manitowoc		
Energy Services of Manitowoc	Manitowoc							30-Apr-2001	Manitowoc
Wausau Paper Mills	Brokaw			27-Dec-1987	Marathon	27-Dec-1987	Marathon	2-Sep-1993	Marathon
Waupaca Foundry #4	Marinette			16-Feb-1995	Marinette				
Stora Enso Niagra	Niagra					24-Apr-2002	Marinette	24-Apr-2002	Marinette
Wisconsin Electric Power-Oak Creek	Oak Creek			8-Apr-1986	Milwaukee				
Milwaukee Regional Medical Center	Milwaukee					18-Jun-1991	Milwaukee		
Enertron Corporation	Milwaukee							6-Jan-1993	Milwaukee
Sparta Manufacturing	Sparta			29-Jan-1996	Monroe				
Oconto Falls Tissue Mill	Oconto Falls			20-Dec-2001	Oconto	20-Dec-2001	Oconto	20-Dec-2001	Oconto
Rhineland Paper	Rhineland							11-Aug-1995	Oneida
Appleton Papers, Inc.	Combined Locks			18-Aug-1983	Outagamie	18-Aug-1983	Outagamie	30-Nov-1992	Outagamie
Wisconsin Electric Power-Port Washington	Port Washington			28-Mar-1986	Ozaukee			21-May-1990	Ozaukee
Mirant-Portage Co. LLC	Plover			21-Nov-2001	Portage	21-Nov-2001	Portage	21-Nov-2001	Portage
Flambeau Paper Corp.	Park Falls			27-Feb-1981	Price				
Rivergen Energy	Janesville			30-Jul-2002	Rock	30-Jul-2002	Rock	30-Jul-2002	Rock
Grede Foundry	Reedsburg			27-Sep-2002	Sauk				
Louisiana-Pacific	Hayward			29-Jul-1993	Sawyer			29-Jul-1993	Sawyer
Aarrowcast Inc.	Shawano	17-Apr-2012	Shawano	20-Aug-1996	Shawano				
Kohler Company	Kohler	15-Jan-2014	Sheboygan	15-Jan-2014	Sheboygan			15-Jan-2014	Sheboygan
Wisconsin Electric Power-Germantown	Washington			1-Jun-1999	Washington	1-Jun-1999	Washington	1-Jun-1999	Washington
Milwaukee Regional Medical Center	Milwaukee					18-Jun-1991	Waukesha		
Waupaca Foundry #1 ('92) / #2/3 ('99,'12)	Waupaca	08-Nov-2012	Waupaca	26-Oct-1992	Waupaca	15-Feb-1999	Waupaca	15-Feb-1999	Waupaca
Wisconsin Tissue Mills	Menasha			19-Jan-1987	Winnebago			7-Nov-1988	Winnebago
Appleton Papers, Inc.	Combined Locks					18-Aug-1983	Winnebago		
Consolidated Papers	Biron			5-Dec-1984	Wood	5-Dec-1984	Wood		
Nekoosa Papers, Inc.	Nekoosa							13-Dec-1988	Wood



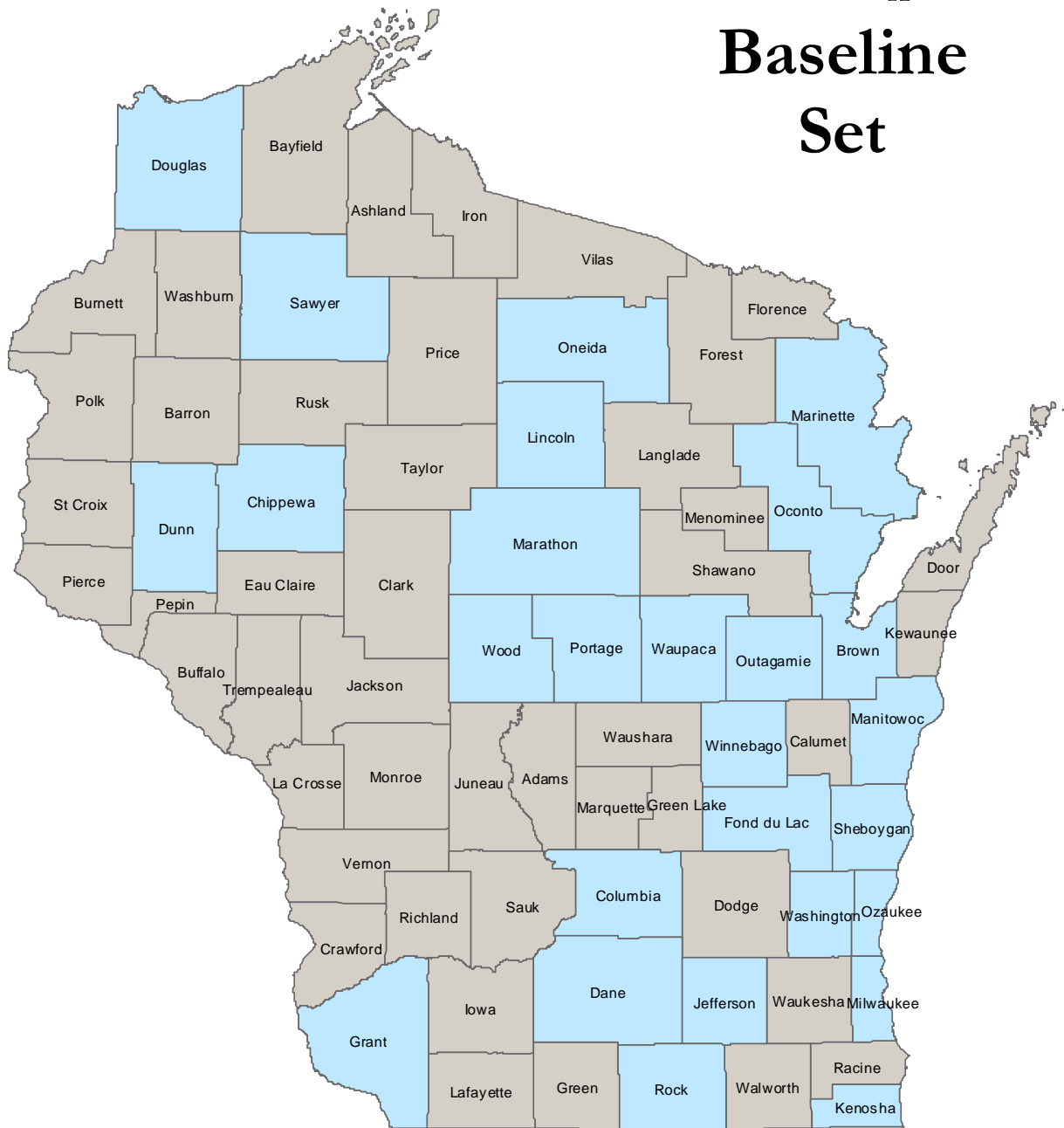
# SO<sub>2</sub> Baseline Set



Updated  
February 2014



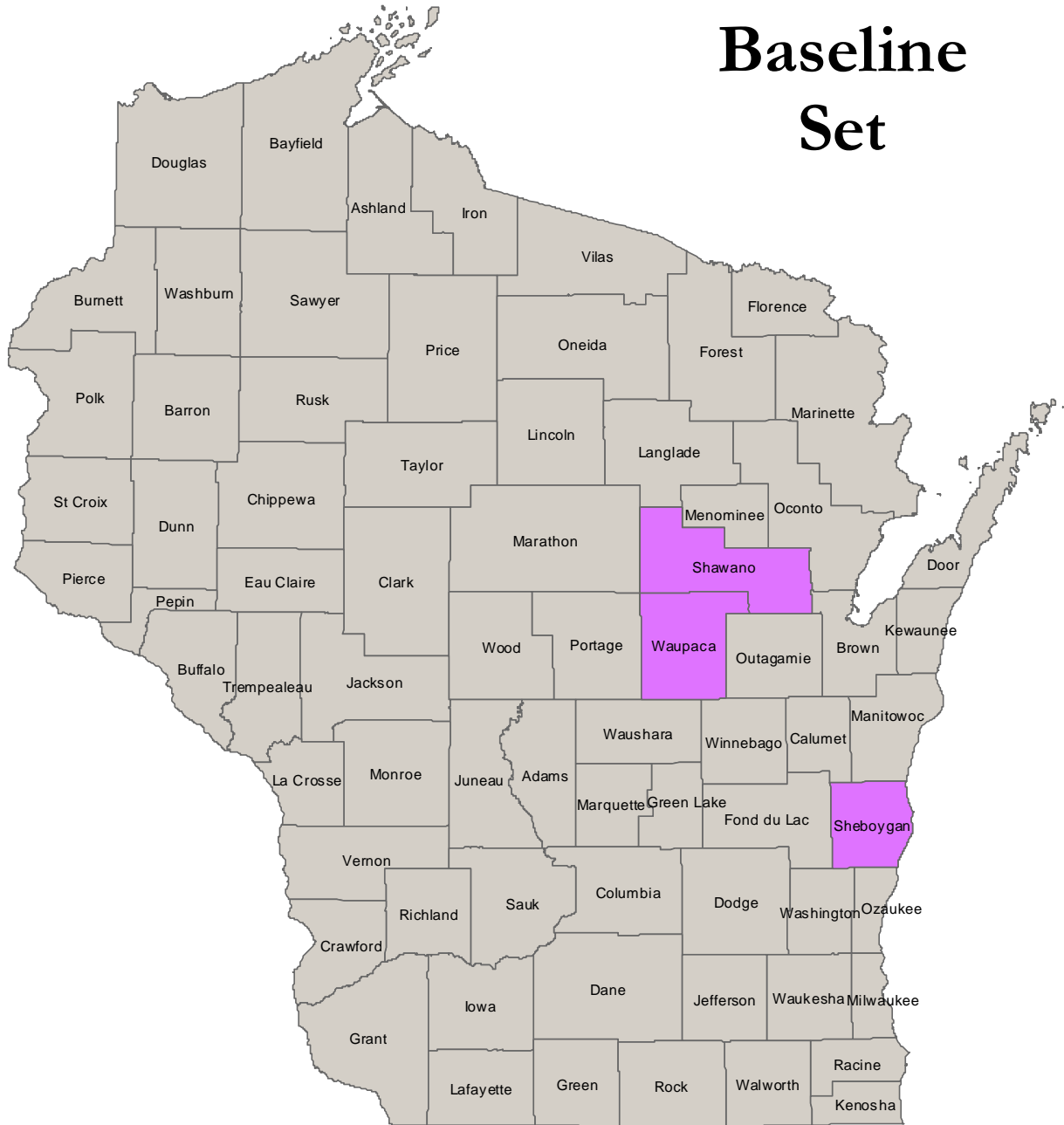
# NO<sub>x</sub> Baseline Set



Updated  
February 2014



# PM<sub>2.5</sub> Baseline Set



**Updated  
February 2014**

