



**THERESA MARSH WILDLIFE AREA  
NORTHERN SECTION**

WASHINGTON COUNTY

**PLEASE RESPECT LANDOWNERS' RIGHTS AND  
OBSERVE ALL PROPERTY POSTINGS**  
See map legend for the activities allowed on the property or contact the DNR Service Center for more property information.

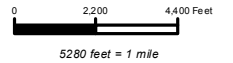
For more information:  
PROPERTY MANAGER  
C/O PIKE LAKE STATE PARK  
3544 KETTLE MORAIN E RD  
HARTFORD, WI 53027  
262-224-8523

**DNR Managed Land**

-  Open DNR Wildlife Land
-  Other DNR Land

**Easement Use**

-  Hunting and Fishing
-  Fishing Only
-  Hunting Only
-  Open, No Hunting or Fishing
-  Seasonally Closed
-  Dog Training Area
-  Ice Age Trail
-  State Trail
-  Boat Access - Ramp
-  Boat Access - Carry In
-  Parking Area



The data shown on this map have been obtained from various sources, and are of varying age, reliability and resolution. This map is not intended to be used for navigation, nor is this map an authoritative source of information about legal land ownership or public access. Users of this map should confirm the ownership of land through other means in order to avoid trespassing. No warranty, expressed or implied, is made regarding accuracy, applicability for a particular use, completeness, or legality of the information depicted on this map.

Wisconsin Department of Natural Resources



Featured property funded in part by  
Knowles-Nelson Stewardship Fund

WM-8650 ahr

Last Revision Date: August 23, 2016

[dnr.wi.gov](http://dnr.wi.gov)

