

Notice: This form may be used to comply with the requirements of s. NR 716.14 (2), Wis. Adm. Code; however, use of this form is not required. An alternate format may be used. The rule requires that notification be provided to 1) property owners when someone else is conducting the sampling, 2) to occupants of property belonging to the responsible person, and 3) to owners and occupants of property that does not belong to the responsible person but has been affected by contamination arising on his or her property. Notification is required within 10 business days of receiving the sample results. Personal information collected will be used for program administration and may be provided to requesters to the extent required by Wisconsin's Open Records law [ss. 19.31-19.39, Wis. Stats.].

NOTE: Under s. NR 716.14, Wis. Adm. Code, the responsible party must also submit sample results and other required information to the DNR. We recommend that copies of the sample results notifications be included with that submittal, along with all attachments. Using the same format used for data presentation for a closure request may be helpful to all parties. See s. NR 716.14, Wis. Adm. Code for the full list of information to be submitted to the DNR.

Notification of Property Owners and Occupants:

This notification form has been provided to you in order to provide the results of environmental sampling that has been conducted on property that you own or occupy. Samples were collected in accordance with the methods identified in the site investigation work plan, in accordance with s. NR. 716.09 and 716.13, Wis. Adm. Code. This sampling was conducted as a result of contamination originating at the following location.

Site Information

Site Name		DNR ID # (BRRTS #)	
Enbridge Line 13 Blackhawk Valve		02-28-586199	
Address	City	State	ZIP Code
Blackhawk Island Road	Fort Atkinson	WI	53538

Responsible Party

The person(s) responsible for completing this environmental investigation is:

Property Owner

Enbridge Energy, Limited Partnership (Responsible Party Only, not Property Owner)

Address	City	State	ZIP Code
11 East Superior Street - Suite 125	Duluth	MN	55802
Contact Person	Phone Number (include area code)		
Karl Beaster, P.G.	(715) 718-1040		

Person or company that collected samples

WSP USA Inc.

Sample Results (Results Attached)

Reason for Sampling: Routine Other (define) Potable well sampling

The contaminants that have been identified at this time on property that you own or occupy include:

Contaminant	In Soil?		In Groundwater?	
	Yes	No	Yes	No
Gasoline	<input type="radio"/>	<input type="radio"/>	<input type="radio"/>	<input type="radio"/>
Diesel or Fuel Oil	<input type="radio"/>	<input type="radio"/>	<input type="radio"/>	<input type="radio"/>
Solvents	<input type="radio"/>	<input type="radio"/>	<input type="radio"/>	<input type="radio"/>
Heavy Metals	<input type="radio"/>	<input type="radio"/>	<input type="radio"/>	<input type="radio"/>
Pesticides	<input type="radio"/>	<input type="radio"/>	<input type="radio"/>	<input type="radio"/>
Other: <u>diluent liquid</u>	<input checked="" type="radio"/>	<input type="radio"/>	<input checked="" type="radio"/>	<input type="radio"/>

This sampling event included sampling of a drinking water well. <input checked="" type="radio"/> Yes <input type="radio"/> No
If yes, the sampled drinking water well had detectable contaminants. <input type="radio"/> Yes <input checked="" type="radio"/> No

Contaminants in Vapor

	Yes	No
Indoor Air	<input type="radio"/>	<input type="radio"/>
Sub-slab	<input type="radio"/>	<input type="radio"/>
Exterior Soil Gas	<input type="radio"/>	<input type="radio"/>

Site Investigation Sample Results Notification

Form 4400-249 (R 03/14)

Page 2 of 2

Attached are:

- A map that shows the locations from which samples were collected. (The map needs to meet the requirements of s. NR 716.15 (4), Wis. Adm. Code.)
- A data table with specific contaminant levels at each sample location and whether or not the sample results exceed state standards.
- A copy of the laboratory results.

You are not identified as the person that is responsible for this contamination. However, your cooperation is important. Property owners may become legally responsible for contamination if they do not allow access to the person that is responsible so that person may complete the environmental investigation and clean up activities.

Option for written exemption: You have the option of requesting a written liability exemption from the DNR for contamination that originated on another property, or on property that you lease. To do this, you must present an adequate environmental assessment of your property and pay a \$700 fee for review of this information. If you are interested in this option, please see DNR publication # RR 589, "When Contamination Crosses a Property Line - Rights and Responsibilities of Property Owners", available at: dnr.wi.gov/files/PDF/pubs/rr/rr589.pdf.

Contact Information

Please address questions regarding this notification, or requests for additional information to the contact person listed above, or to one of the following contacts:

Environmental Consultant

Company Name		Contact Person Last Name		First Name	
WSP USA Inc.		Huff		Tim	
Address			City	State	ZIP Code
5957 McKee Road, Suite 7			Madison	WI	53719
Phone # (inc. area code)	Email				
(314) 206-4212	tim.huff@wsp.com				

Select which agency: Natural Resources Agriculture, Trade and Consumer Protection

State of Wisconsin Department of Natural Resources

Contact Person Last Name		First Name		Phone # (inc. area code)	
Rice		Caroline		(608) 219-2182	
Address			City	State	ZIP Code
3911 Fish Hatchery Rd			Fitchburg	WI	53711
Email					
caroline.rice@wisconsin.gov					



April 14, 2021

Karl Beaster, PG
Sr. Environmental Advisor
Enbridge Energy, Limited Partnership
11 East Superior Street, Suite 125
Duluth, MN 55802
karl.beaster@enbridge.com

**Subject: Potable Well Sampling Results
Enbridge Line 13 MP 312, Blackhawk Island Rd Valve Site, Ft. Atkinson, WI
WDNR BRRTS #02-28-586199**

Dear Mr. Beaster:

WSP USA Inc. (WSP) is pleased to submit the following summary of sampling results for potable wells that were sampled as a part of Enbridge's ongoing assessment of the Line 13 Milepost (MP) 312 Valve Site located at the intersection of Blackhawk Island Road and Westphal Lane near Ft Atkinson, Wisconsin. **No VOCs were detected at concentrations above the laboratory limit of detection in any of the potable well samples.** Sampling results were provided to each of the property owners on April 8, 2021.

At the request of Enbridge, WSP collected water samples from 15 potable wells and one artesian well on April 1 and 2, 2021. The well locations are shown on Figure 1, and the available well construction information is provided in Table 1. The Wisconsin Department of Natural Resources (WDNR) Unique Well Number (UWN) has been associated with 11 of the 15 wells based on the location coordinates listed in the WDNR well database. The depth and well construction information presented in Table 1 is based on the WDNR well logs and was not independently verified during the sampling activities. Potable wells were identified as a result of outreach conducted by Enbridge to property owners within approximately 1,500 feet of the Line 13 MP 312 Valve Site. Two identified potable wells (Hatchel [UWN SB164] and Pundsack [UWN YE929]) were not sampled as the homeowners did not provide access. WSP understands that these property owners conducted their own sampling of their well water and submitted the samples independently to a state laboratory and that Enbridge has not been provided these results to date.

Groundwater samples were collected in accordance with WSP's Standard Operating Procedure for private water well purge and sampling (Enclosure A; Section 11.8.6). At 14 of the 15 potable well locations, the sample was collected from an outdoor spigot, while at one location (Maasz), the sample was collected at an indoor spigot adjacent to the pressure tank. The artesian well sample was collected from a flowing artesian well with installed surface piping. Enclosure B includes a photographic log of all the wellhead locations and sampling points. At each potable well location, water was purged for a minimum of 15 minutes while recording geochemical measurements (pH, specific conductance, temperature, dissolved oxygen, turbidity, and oxidation reduction potential). After geochemical measurements had stabilized, samples were collected for laboratory analysis. Samples were transported by overnight shipment or courier to Pace Analytical of

WSP USA
Suite 2800
211 North Broadway
St. Louis, MO 63102

Tel.: +1 314 206-4444
Fax: +1 314 421-1741
wsp.com



Green Bay, Wisconsin for analysis of volatile organic compounds (VOCs) using EPA Method 8260. One duplicate sample was collected at the Hartwig B well location. Trip blank samples were submitted with each shipment of potable well samples.

The Table 2 includes sampling results for benzene, ethylbenzene, toluene, xylenes (BTEX) and trichloroethene, compounds that have been detected in samples from site monitoring wells, and Enclosure C includes the laboratory reports with results for all VOCs. No VOCs were detected at concentrations above the laboratory limit of detection in any of the potable well samples. Methylene chloride was detected at an estimated concentration of 0.58 µg/l in one of the trip blank samples.

Sampling results were provided to each of the property owners on April 8, 2021.

Please do not hesitate to contact me if you have questions:

Kind regards,

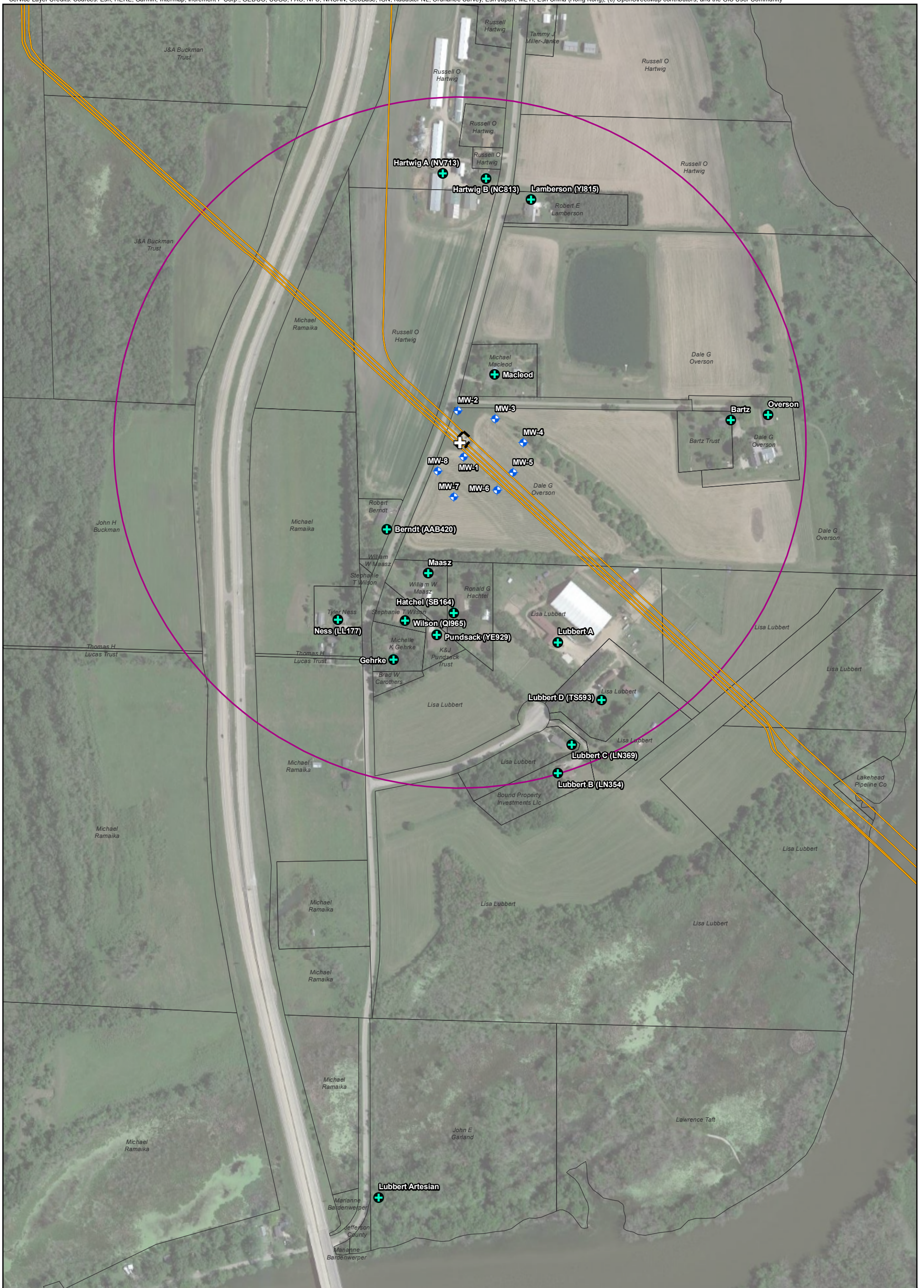
A handwritten signature in black ink that reads "Tim Huff". The signature is written in a cursive style.

Timothy A. Huff
Senior Lead Geologist

TAH :
\\10.0.199.15\job\enbridge\ft atkinson\line 13 mp 312_work plans and reports\2021-04 potable well sampling results report\2021.04.14_line13 mp312_potable well sampling results.docx

Encl.

FIGURE



	Map Location	 Coordinate System: NAD 1983 StatePlane Wisconsin South FIPS 4803 Feet	Legend + Potable Well (WDNR Unique Well Number, if known) + Monitoring Well + Line 13 Valve Enbridge Pipeline 1,500-ft radius from L13 MP312 Valve Site Site Fence Property Parcels	FIGURE 1 SAMPLE LOCATIONS POTABLE AND MONITORING WELLS FORT ATKINSON VALVE STATION LINE 13 MP 312 ENBRIDGE ENERGY LIMITED PARTNERSHIP	
	Drawn: WSP 4/2/2021 Approved: WSP 4/2/2021 Project #: 31401967.705				

TABLES

Table 1
Potable Well Construction Information
Line 13 MP 312 Valve Site
Fort Atkinson, Wisconsin

Groundwater Sample Date	Well Name	WDNR Unique Well Number	Distance from Extent of Impacts (feet)	Direction from Site	Address	Parcel ID Number	Easting (NAD83 WIS FIPS 4803 FT)	Northing (NAD83 WIS FIPS 4803 FT)	Date Drilled	Well Purpose	Well Reason	Casing Type	Casing Diameter (inches)	Screen Diameter (inches)	Total Depth Drilled (feet bgs)	Depth to Bedrock (feet bgs)	Top of Screen Depth (feet bgs)	Bottom Screen Depth (feet bgs)
4/1/2021	Ness	LL177	940	SW	Tyler Ness N1811 Blackhawk Island Road Fort Atkinson, WI 53538	016-0514-0741-001	2,269,401	333,105	11/22/1996	Private, Potable	Replacement for Old Well	Steel	6	6	78	ND	75	78
TBD	Pundsack	YE929	850	S	K&J Pundsack Trust W6871 Hartwig Lane Fort Atkinson, WI 53538	016-0514-0832-005	2,269,834	333,039	11/3/2010	Private, Potable	Replacement for Point Well	Steel	6	5	60	ND	57	60
TBD	Hachtel	SB164	745	S	Ronald & Victoria Hachtel W6876 Hartwig Lane Fort Atkinson, WI 53538	016-0514-0832-006	2,269,908	333,135	8/1/2003	Private, Potable	Replacement for Old Well	Steel	6	5	61	ND	58	61
4/1/2021	Wilson	QI965	815	S	Stephanie & Zachary Wilson N1828 Blackhawk Island Road Fort Atkinson, WI 53538	016-0514-0832-002	2,269,695	333,100	8/1/2001	Private, Potable	New Well	Steel	6	6	81	ND	78	81
4/1/2021	Hartwig A	NV713	1180	N	Russell Hartwig N1975 Blackhawk Island Road Fort Atkinson, WI 53538	016-0514-0822-005	2,269,860	335,063	12/10/1999	Private, Potable	Water supply for chicken	Steel	6	6	57	ND	54	57
4/1/2021	Hartwig B	NC813	1165	N	Russell Hartwig N1975 Blackhawk Island Road Fort Atkinson, WI 53538	016-0514-0822-005	2,270,049	335,041	2/16/1999	Private, Potable	Replacement for Point Well	Steel	6	6	61	ND	58	61
4/1/2021	Lamberson	YI815	1110	N	Robert Lamberson N1962 Blackhawk Island Road Fort Atkinson, WI 53538	016-0514-0823-001	2,270,245	334,948	2/21/2013	Private, Potable	Replacement for Point Well	Steel	6	5	60	ND	57	60
4/1/2021	Berndt	AAB420	495	SW	Robert Berndt N1859 Blackhawk Island Road Fort Atkinson, WI 53538	016-0514-0832-007	2,269,615	333,503	5/7/2020	Private, Potable	Replacement for Point Well	Steel	6	5	64	ND	59	64
4/1/2021	Lubbert A	NA	975	SE	Lisa Lubbert W6856 Christie Ct Fort Atkinson, WI 53538	016-0514-0832-008	2,270,363	333,007	--	--	--	--	--	--	--	--	--	--
4/1/2021	Lubbert B	LN354	1500	SE	Bound Property Investments W6851 Christie Ct Fort Atkinson, WI 53538	016-0514-0833-001	2,270,363	332,431	1/21/1997	Private, Potable	New Well	Steel	6	6	79	ND	76	79
4/1/2021	Lubbert C	LN369	1410	SE	Lisa Lubbert W6855 Christie Ct Fort Atkinson, WI 53538	016-0514-0833-002	2,270,424	332,558	2/12/1997	Private, Potable	New Well	Steel	6	6	93	ND	90	93
4/1/2021	Lubbert D	TS593	1285	SE	Lisa Lubbert W6856 Christie Ct Fort Atkinson, WI 53538	016-0514-0832-000	2,270,555	332,755	8/18/2004	Private, Potable	New Well	Steel	6	5	80	ND	77	80
4/1/2021	Gehrke	NA	990	S	Michelle Gehrke N1804 Blackhawk Island Road Fort Atkinson WI 53538	016-0514-0832-003	2,269,645	332,930	--	--	--	--	--	--	--	--	--	--
4/1/2021	Maasz	NA	590	S	William Maasz W6884 Hartwig Lane Fort Atkinson WI 53538	016-0514-0832-001	2,269,797	333,309	--	--	--	--	--	--	--	--	--	--
4/2/2021	Macleod	NA	335	N	Michael & Deanna Macleod N1908 Blackhawk Island Road Fort Atkinson WI 53538	016-0514-0823-002	2,270,086	334,179	--	--	--	--	--	--	--	--	--	--
4/1/2021	Bartz	NA	1190	E	Bartz Trust W6789 Westphal Lane Fort Atkinson WI 53538	016-0514-0824-000	2,271,120	333,981	--	--	--	--	--	--	--	--	--	--
4/1/2021	Overson	NA	1350	E	Dale Overson & Judith Springer W6783 Westphal Lane Fort Atkinson WI 53538	016-0514-0824-002	2,271,283	334,003	--	--	--	--	--	--	--	--	--	--
4/1/2021	Lubbert Artesian	NA	3330	S	John Garland W6893 Blackhawk Island Road Fort Atkinson WI 53538	016-0514-1722-000	2,269,579	330,571	--	--	--	--	--	--	--	--	--	--

Table 1
Potable Well Construction Information
Line 13 MP 312 Valve Site
Fort Atkinson, Wisconsin

Groundwater Sample Date	Well Name	WDNR Unique Well Number	Distance from Extent of Impacts (feet)	Direction from Site	Address	Parcel ID Number	Easting (NAD83 WIS FIPS 4803 FT)	Northing (NAD83 WIS FIPS 4803 FT)	Date Drilled	Well Purpose	Well Reason	Casing Type	Casing Diameter (inches)	Screen Diameter (inches)	Total Depth Drilled (feet bgs)	Depth to Bedrock (feet bgs)	Top of Screen Depth (feet bgs)	Bottom Screen Depth (feet bgs)
Additional wells listed in WDNR databased as installed within Section 8, Township 5N, Range 14E of Jefferson Country prior to 1988. Wells do not have assigned coordinates. Exact locations of these wells are unknown.																		
--	--	8BH711	Unknown		NA	--	--	--	6/2/1961	Unknown	Unknown	Steel	6	NA	81	ND	NA	NA
--	--	8BH712	Unknown		NA	--	--	--	5/4/1949	Private, Potable	Home use	Standard	4	NA	234	ND	NA	NA
--	--	8BH713	Unknown		NA	--	--	--	1/7/1964	Private, Potable	Home use	Standard	6	NA	83	ND	NA	NA
--	--	8BH714	Unknown		NA	--	--	--	1/8/1959	Private, Potable	Home use	Steel	5	NA	271	260	NA	NA
--	--	8BH715	Unknown		NA	--	--	--	5/26/1961	Private, Potable	Home use	Steel	6	NA	81	ND	NA	NA
--	--	8BH716	Unknown		NA	--	--	--	7/21/1973	Private, Potable	Unknown	Steel	6	NA	132	ND	NA	131
--	--	8BH717	Unknown		NA	--	--	--	2/12/1971	Private, Potable	Water supply for chicken	Steel	6	NA	298	263	NA	NA
--	--	8BH718	Unknown		NA	--	--	--	7/1/1974	City Owned	Sewage Treatment	Steel	Varies	NA	410	305	NA	NA

General Notes:

Well records obtained from Wisconsin Department of Natural Resources Well Records. Search completed on December 22, 2020.

Acronyms and Abbreviations:

NAD83 WIS FIPS 4803 FT = Coordinate System - North American Datum of 1983, State Plane Wisconsin, Federal Information Processing Standard, 4803 Feet

bgs = below ground surface

NA = not available

ND = not detected

TBD = To Be Determined

Table 2
Potable Well Analytical Results - April 2021
Line 13 MP312 Valve Site
Fort Atkinson, Wisconsin

			Volatile Organic Compounds (ug/l)						Purge Parameters (Final Reading)								
			Benzene	Ethylbenzene	Toluene	Trichloroethene	m&p-Xylene	o-Xylene	Purge Volume (gallons)	pH	Conductivity (mS/cm)	Turbidity (NTU)	Dissolved Oxygen (mg/L)	Temperature (°C)	Oxidation Reduction Potential (mV)	Appearance of Purge Water	Odor
Enforcement Standard (a)			5	700	800	5	2000 (b)	2000 (b)									
Preventative Action Limit (a)			0.5	140	160	0.5	400 (b)	400 (b)									
Well Name	Sample ID	Date															
Bartz	2021.04.01_BARTZ_POTABLE	4/1/2021	<0.25	<0.32	<0.27	<0.26	<0.47	<0.26	38	7.60	0.555	0.0	0.00	10.27	-104	Clear	None
Berndt	2021.04.01_BERNDT_POTABLE	4/1/2021	<0.25	<0.32	<0.27	<0.26	<0.47	<0.26	32	7.60	0.641	0.3	0.00	10.90	23	Clear	None
Gehrke	2021.04.01_GEHRKE_POTABLE	4/1/2021	<0.25	<0.32	<0.27	<0.26	<0.47	<0.26	13.4	7.45	0.614	0.0	0.00	10.27	14	Clear	None
Hartwig A	2021.04.01_HARTWIG_POTABLE A	4/1/2021	<0.25	<0.32	<0.27	<0.26	<0.47	<0.26	60	7.65	0.556	0.4	0.00	10.48	47	Clear	None
Hartwig B	2021.04.01_HARTWIG_POTABLE B	4/1/2021	<0.25	<0.32	<0.27	<0.26	<0.47	<0.26	38	7.56	0.650	0.0	0.00	11.65	56	Clear	None
Lamberson	2021.04.01_LAMBERSON_POTABLE	4/1/2021	<0.25	<0.32	<0.27	<0.26	<0.47	<0.26	50	7.45	0.852	0.3	0.43	10.53	139	Clear	None
Lubbert A	2021.04.01_LUBBERT_POTABLE A	4/1/2021	<0.25	<0.32	<0.27	<0.26	<0.47	<0.26	60	7.41	0.834	0.0	0.00	10.27	155	Clear	None
Lubbert B	2021.04.01_LUBBERT_POTABLE B	4/1/2021	<0.25	<0.32	<0.27	<0.26	<0.47	<0.26	41	7.34	0.705	0.0	0.00	9.77	129	Clear	None
Lubbert C	2021.04.01_LUBBERT_POTABLE C	4/1/2021	<0.25	<0.32	<0.27	<0.26	<0.47	<0.26	35	7.30	0.567	0.0	4.54	10.25	152	Clear / Effervesces	None
Lubbert D	2021.04.01_LUBBERT_POTABLE D	4/1/2021	<0.25	<0.32	<0.27	<0.26	<0.47	<0.26	38	7.42	0.583	1.7	0.00	9.96	-82	Clear	None
Lubbert Artesian	2021.04.01_LUBBERT ARTESIAN	4/1/2021	<0.25	<0.32	<0.27	<0.26	<0.47	<0.26	Flowing	7.10	NM	NM	NM	10.30	NM	Clear	None
Maasz	2021.04.01_MAASZ_POTABLE	4/1/2021	<0.25	<0.32	<0.27	<0.26	<0.47	<0.26	43	7.82	0.517	0.3	0.00	10.22	-167	Clear	None
Macleod	2021.04.02_MACLEOD_POTABLE	4/2/2021	<0.25	<0.32	<0.27	<0.26	<0.47	<0.26	NM	7.00	0.700	0.0	11.12	13.38	240	Clear	None
Ness	2021.04.01_NESS_POTABLE	4/1/2021	<0.25	<0.32	<0.27	<0.26	<0.47	<0.26	38	7.64	0.616	0.0	2.22	11.38	88	Clear / Effervesces	None
Overson	2021.04.01_OVERSON_POTABLE	4/1/2021	<0.25	<0.32	<0.27	<0.26	<0.47	<0.26	43	7.30	0.587	0.0	3.46	9.77	119	Clear	None
Wilson	2021.04.01_WILSON_POTABLE	4/1/2021	<0.25	<0.32	<0.27	<0.26	<0.47	<0.26	50	7.31	0.852	0.0	0.00	10.43	109	Clear	None
Duplicate (Hartwig B)	2021.04.01_DUPLICATE_POTABLE	4/1/2021	<0.25	<0.32	<0.27	<0.26	<0.47	<0.26	--	--	--	--	--	--	--	--	--
Trip Blank	TB-01042021B	4/1/2021	<0.25	<0.32	<0.27	<0.26	<0.47	<0.26	--	--	--	--	--	--	--	--	--
Trip Blank	TB-02042021	4/2/2021	<0.25	<0.32	<0.27	<0.26	<0.47	<0.26	--	--	--	--	--	--	--	--	--

Shaded = Regulatory exceedance

Bold = Enforcement Standard exceedance

Italics = Preventative Action Limit exceedance

Acronyms and Abbreviations

a/ Wisconsin Department of Natural Resources (WDNR) Administrative Code Chapter NR 140.10, Table 1 - Public Health Groundwater Standards. February 2021.

b/ Enforcement Standard and Preventative Action Limit are established for total xylenes.

J = Estimated concentration at or above the Limit of Detection and below the Limit of Quantitation.

ug/L = Micrograms per liter; NM = not measured.

ENCLOSURE A – WSP STANDARD OPERATING PROCEDURE



FIELD STANDARD OPERATING PROCEDURE #11

GROUNDWATER SAMPLING PROCEDURE

Groundwater sampling procedures outlined in this Standard Operating Procedure (SOP) are designed to ensure that collected samples are representative of current site conditions. These procedures can be applied to permanently or temporarily installed monitoring wells, direct-push sample points, water supply wells with installed plumbing, extraction wells for remedial groundwater treatment systems, and excavations where groundwater is present. The user is advised to read the entire SOP and review the site health and safety plan (HASP) and/or project safety plan (PSP) before beginning any onsite activities. In accordance with the HASP, proper personal protective equipment (PPE) must be selected and used appropriately.

11.1 ACRONYMS AND ABBREVIATIONS

ID	inside diameter
DI	deionized
DNAPL	dense non-aqueous phase liquid
DO	dissolved oxygen
DTW	depth-to-water
HASP	health and safety plan
IDW	investigation-derived waste
l/min	liters per minute
LNAPL	light non-aqueous phase liquid
mg/l	milligrams per liter
mV	millivolts
NAPL	non-aqueous phase liquid
NTU	nephelometric turbidity unit
ORP	oxygen reduction potential
PID	photoionization detector
PPE	personal protective equipment
PSP	project safety plan
QAPP	quality assurance project plan
SOP	standard operating procedure
SU	standard units
TD	total depth
TOC	top-of-casing
VOCs	volatile organic compounds

11.2 MATERIALS

- Field book
- PPE
- Air quality monitoring equipment (e.g., photoionization detector [PID]) with calibration reagents and standards, as needed
- Electronic water level indicator or interface probe
- Water quality meter(s) with a flow-through cell, and calibration reagents and standards, as needed
- Field test kits, as needed
- Adjustable wrench or manhole wrench, as needed
- Well key(s), as needed
- Power supply, as needed
- Sampling containers and labeling/shipping supplies
- Deionized (DI) water
- Container(s) for water storage (e.g., bucket, drum)
- Pump or bailers, tubing, and associated lanyard materials
- Filters, as needed
- Decontamination supplies

11.3 PRECONDITIONS AND BACKGROUND

This SOP has been prepared as part of the company's Environmental Quality Management Plan and is designed to provide detailed procedures for common field practices. Compliance with the methods presented in this document is mandatory for all field personnel and will ensure that the tasks are performed in a safe, consistent manner; are in accordance with federal and state guidance; and are technically defensible.

This SOP is written for the sole use of company employees and will be revised periodically to reflect updates to company policies, work practices, and the applicable state and/or federal guidance. Employees must verify that this document is the most recent version of the company SOPs. Employees are also strongly advised to review relevant state and/or federal guidance, which may stipulate program-specific procedures, in advance of task implementation.

WSP requires that all personnel performing specific project assignments be appropriately qualified, including having required certifications or licenses, and properly trained in accordance with the requirements of their assignment, the Environmental Service Line's field SOPs, and the Quality Management System.

This SOP is designed to provide the user with a general outline for conducting groundwater sampling and assumes the user is familiar with basic field procedures, such as recording field notes (SOP 1), utility location (SOP 2), sample shipment procedures (SOP 3), sample collection and quality assurance procedures (SOP 4), investigation derived waste (IDW) management procedures (SOP 5), equipment decontamination (SOP 6), and use and calibration of all sampling and monitoring equipment (SOPs 7 and 8). This SOP does not cover investigation planning, nor does it cover the analysis of the analytical results. These topics are more appropriately addressed in a project-specific work plan. Before groundwater sampling, be sure to review the project-specific work plan or quality assurance project plan (QAPP) and any applicable state and federal guidelines or sampling procedures. All sampling and monitoring references must be available for consultation in the field, including:

- Company SOPs
- Applicable state and federal guidelines or sampling procedures
- Manufacturer's manuals
- Project-specific work plan, PSP and/or HASP, and QAPP

11.4 GENERAL PROCEDURES

Although the techniques used to sample groundwater are varied, most sampling events can be broken down into a three-step sequence:

- 1** Gauging: The measurement of the water column height (i.e., total well depth less depth-to-water) within the well.

- 2 Purging: The removal of stagnant water from the well bore to ensure that samples collected are representative of groundwater conditions in the water-bearing zone surrounding the well.
- 3 Sample Collection: After purging, the collection of aliquots of groundwater in method-specific, preserved (as needed) containers.

The procedures and equipment that are used to accomplish these steps are project-specific and should be discussed by the project team before arriving onsite. All types of groundwater sampling, however, regardless of the equipment used, share common handling and management procedures that are designed to ensure the integrity of the samples collected. These procedures include:

- The use of new, disposable, decontaminated, or dedicated sampling equipment
- The use and rotation of the appropriate PPE
- Selection of a suitable sampling location and staging area

Wear a clean pair of new, disposable gloves each time a different sample is collected and don the gloves immediately prior to collection. This limits the possibility of cross-contamination from accidental contact with gloves soiled during collection of the previous sample. The gloves must not contact the medium being sampled and must be changed any time during sample collection when their cleanliness is compromised. *Gloved hands should not be used as a sampling device; always use the appropriate equipment to move the sample from the sampling device to the laboratory-supplied containers.*

11.5 EQUIPMENT SELECTION

Collect all samples using either new, disposable equipment or properly decontaminated sampling equipment. Groundwater purging and sampling equipment should be selected based on the analytical requirements of the project and the project-specific conditions (e.g., well diameter, depth to water, dissolved constituents, etc.) likely to be encountered. The equipment should be constructed of non-reactive, non-leachable materials (e.g., stainless steel, Teflon®, Teflon®-coated steel, polyethylene, polypropylene, etc.) that are compatible with the chemical constituents at the site. Note that project or regulatory guidance may limit the type of equipment for groundwater sampling.

Consider the following when choosing groundwater purging and sampling equipment:

- the diameter and depth of the well
- the depth to groundwater
- the volume of water to be withdrawn
- the sampling and purging technique
- the volume of sample required
- the analytes of interest

Select the decontamination procedures based on the types of sampling to be performed and media encountered; decontamination may require multiple steps or differing cleaning methods (see SOP 6 for decontamination procedures). In no case, should disposable, single-use materials be used to collect more than one sample.

11.6 PRE-SAMPLING CONSIDERATIONS

You should perform the following activities in preparing for sampling with all observations and measurements noted in the field book and on the project-specific groundwater monitoring log, if appropriate:

- Perform a quick reconnaissance of the site to identify sampling locations and evaluate the accessibility to the sampling location.
- Record the approximate ambient air temperature, precipitation, wind (direction and speed), tide, and other field conditions. In addition, any site-specific conditions or situations that could potentially affect the samples at the sample locations should be recorded.
- Record temporary sampling locations with respect to approximate distance to and direction from at least one permanent feature.
- Survey the breathing zone around the sampling location with the appropriate air quality meter(s), as necessary (see HASP), to ensure that the level of PPE is appropriate.
- Install the pump, tubing, passive sampler or other appropriate sampling equipment to the depth prescribed in the project-specific work plan or QAPP.

- Containerize and manage purge water in accordance with the project-specific work plan.

It is important to minimize any sources of cross-contamination that could compromise the integrity of the groundwater samples.

Consider the following:

- Position fuel-powered equipment away from the sample collection area, such as drill rigs or excavators, and upwind of other site activities (e.g., purging, sampling, decontamination) that could influence the sample. This is particularly important when screening samples in the field for volatile organic compounds with a PID but should not be limited to the active sample collection.
- Establish a secure sample staging area in an uncontaminated area of the site.

11.7 GAUGING PROCEDURES

All wells should be opened to the atmosphere in advance of sampling to allow any pressure differentials, which could artificially raise or depress the water column in the well, to dissipate. The wells should be inspected to ensure that the protective casing is intact and has not been damaged. Remove the well covers and all standing water around the top of the well casing (for flush mounted-protective covers), as necessary, before opening the inner well cap or plug. Unlock and carefully remove well cap and allow the well to stand undisturbed for a minimum of 15 minutes, or as required by the project-specific work plan, before conducting any down-hole testing or measurements. If required by the HASP, survey the open well casing and the breathing zone around the wellhead with a PID to ensure that the level of PPE is appropriate.

11.7.1 GROUNDWATER LEVEL AND TOTAL DEPTH MEASUREMENT PROCEDURES

Depth to water (DTW) and total depth (TD) measurements are collected prior to sampling and are used to determine the volume water to be purged from the well (if using techniques other than no-purge or low flow sampling). The DTW measurements are also used after the field event to establish the groundwater elevation, flow direction, and gradient. Unless otherwise directed, do not place any objects inside the casing of private water wells; accordingly, DTW and TD measurements should not be collected at private water wells. Measurements of TD are not required for low flow and no-purge sampling applications and should not be measured before sampling the well.

Water level measurements must be collected within the shortest interval possible from all the wells to be gauged during the event before beginning any purge and sampling procedures at the site. This will ensure a nearly instantaneous snapshot of the water levels before the formations are disturbed by pumping or acted upon by other outside influences, such as tides, precipitation, barometric pressure, river stage, or intermittent pumping of production, irrigation, or supply wells.

Record the following observations and measurements (and the time when they were collected) in the field book:

- Measure the casing inside diameter (ID) and record in inches
- Measure the DTW with an electronic water level indicator (or an interface meter, if non-aqueous phase liquid [NAPL] is potentially present – see procedures below) from the top-of-casing (TOC) at the surveyor's mark, if present, and record the depth (to the nearest 0.01 foot) in feet below TOC
- If no mark is present, measure from the north side of the casing and mark the measuring point with a knife, metal file (if the inner casing is metal) or indelible marker for future reference
- Measure the TD from TOC at the surveyor's mark or north side of the casing, as appropriate.

Measuring the depth of deep wells with long water columns can be problematic due to tape buoyancy and weight effects or sediment in the bottom of the well casing. Care must be taken, and proper equipment selection must be used in these situations to ensure accurate measurements. Multiple TD measurements in silt-laden wells can provide a more precise assessment of the bottom depth.

11.7.2 GAUGING WELLS WITH NON-AQUEOUS PHASE LIQUID

If NAPL is potentially present at the site, the DTW and NAPL thickness measurements are collected using an interface meter capable of distinguishing between the NAPL and the groundwater, or a weighted tape coated with the appropriate reactive indicator paste for the suspected NAPL. Measuring NAPL thicknesses must be done with care to avoid agitating the liquids and generating an emulsion. This is particularly the case for light NAPL (LNAPL; those having a density less than water), which are typically viscous oils that

cling to the probe. Oil coating the probe can result in thickness measurements that are biased high (i.e., overestimate the thickness of the NAPL).

Conduct the following procedures to ensure an accurate measurement of the NAPL thickness:

- For LNAPL, slowly lower the electronic interface probe in the well casing until the electronic tone indicates the probe is at the top of the LNAPL layer; measure the depth below the TOC to the nearest 0.01 foot.
- To gauge the NAPL thickness, advance the probe slowly through the layer until the electronic tone indicates top of the water column and then slowly bring the probe back up to the bottom of the LNAPL. Repeat this process several times to ensure an accurate measurement of the bottom of the LNAPL layer (which can include bubbles and an emulsion layer).
- For dense NAPL (DNAPL), advance the probe through the water column until the tone indicates the top of the DNAPL layer; record the depth below TOC.
- To gauge the DNAPL thickness, advance the probe through the layer to the bottom of the well.

11.8 GROUNDWATER PURGING PROCEDURES

Purging is a process whereby potentially stagnant water is removed allowing the collection of samples that are representative of groundwater conditions in the water-bearing zone. The water in a well bore that has not been purged may be different than the surrounding formation due to exposure to ambient air. There are several purging (and no-purge) methods that may be used, depending on specific conditions encountered (e.g., DTW, hydraulic conductivity of the formation, etc.) and the sampling requirements. The purge/no purge options are described below.

- *Multiple Volume Purge*: Traditional well purging technique that relies on the withdrawal of the volume of the well bore and the surrounding filter pack (if present); three to five well volumes are typically removed using pumps or bailers. This methodology relies on equipment that is easy to obtain and use and is generally accepted in most states as an appropriate purging method.
- *Temporary Well Purge*: A variation of the multiple volume purge technique that often uses inertia lift pumps, peristaltic pumps, or bailers to remove water from a temporary well or discrete groundwater sampler (e.g., a groundwater profiler or direct-push screen point sampler). This is a less stringent technique that is typically done to minimize the turbidity of the samples, which can be high due to the lack of a well filter pack.
- *Private Water Well or In-Place Plumbing Purge*: A variation on the multiple volume purge technique whereby a tap or faucet is opened on a fixed water supply pipe and is allowed to remain open until the potentially stagnant water within the well casing and other components of the system (e.g., fixed piping, pressure tanks, etc.) has been removed and groundwater representative of the water-bearing zone is discharged at the tap.
- *Low Flow (Minimal Drawdown/Low Stress) Purge (and Sampling)*: A modified purging technique that establishes an isolated, discrete, horizontal flow zone directly adjacent to the pump intake; this method requires the pump to be placed within a screened-interval or open borehole. Pumping rates are typically 0.1 to 0.5 liters per minute (l/min) or less to minimize the stress on the surrounding formation and reduce the geochemical alteration of the groundwater caused by pumping.
- *No-Purge/Passive Sampling Techniques*: These techniques use specialized equipment, such as trap-style samplers or permeable diffusion bags, to sample the undisturbed water column within a screened interval or open borehole. This methodology assumes that the water in the well is representative of the surrounding formation. This approach is well suited for some volatile organic compounds (VOCs), metals, and hydrophobic compounds, depending on the sampling device used.

11.8.1 CALCULATING ONE PURGE VOLUME

Multiple volume purging techniques require that a *minimum* of three well volumes of water must be removed before sample collection. The actual amount of water removed may be greater than the three volumes, depending on geochemical parameter stabilization (the field measurement of these parameters is discussed below).

Calculate the volume of water in a well or boring using the following equation:

$$\text{Volume (gallons)} = (\text{TD} - \text{DTW}) \times \text{ID}^2 \times 0.041$$

where:

TD = total depth (feet)



DTW = depth to water (feet)

ID = inner diameter (inches)

Alternately, the volume of water in a well or boring may also be calculated by multiplying the water column height by the gallons per foot of water for the appropriate well or boring diameter:

ID	Gallons per foot of water	Gallons per three water columns
1-inch	0.04	0.12
2-inch	0.16	0.48
3-inch	0.37	1.11
4-inch	0.65	1.98

Calculate the total volume of the pump, associated tubing and container for in situ measurements (flow-through cell), using the following equation:

$$\text{Volume (in gallons)} = P + ((0.0041) * D^2 * L) + fc$$

where:

P = volume of pump (gallons)

D = tubing diameter (inches)

L = length of tubing (feet)

fc = volume of flow-through cell (gallons)

11.8.2 MULTIPLE VOLUME PURGE PROCEDURES

Begin purging at a rate that will not cause excessive turbulence and drawdown in the well; commonly less than 1 gallon per minute for a typical 2-inch diameter monitoring well. You may need to observe the water elevation after the pump is started and adjust the flow rate to minimize the amount of drawdown in the well casing. The objective is to remove the stagnant water in the casing and surrounding filter pack or open borehole allowing water from the surrounding water-bearing zone to enter the well for sampling with as little disturbance as possible. Excessive pump rates or well dewatering can result in higher turbidity, potential volatilization, and geochemical alteration of dissolved parameters.

Typically collect geochemical parameters (i.e., pH, specific conductance, dissolved oxygen [DO], oxygen-reduction potential [ORP], and temperature) at a minimum frequency of once for every well volume of water removed during the purge process. Record the measurements in the field book along with any other pertinent details, such as the visual quality of the water (e.g., color, odor, and presence of suspended particulates) and the approximate withdrawal rate (this can be estimated using a calibrated container and stopwatch). Review the geochemical measurements to ensure that readings have stabilized (after the minimum purge volume has been achieved). This is a proxy for determining that you are purging formation water rather than potentially stagnant water in the casing. Stabilization occurs when at least three consecutive measurements are within the following tolerances:

Multiple Volume Purge Stabilization Parameters	
pH	± 0.1 standard units (SU)
Specific Conductance	± 3%
Temperature	± 3%
Dissolved Oxygen (DO)	± 0.2 milligrams per liter (mg/l) or 10% (flow-through cell only)
Turbidity	± 10% for values greater than 10 nephelometric turbidity units (NTU)
Oxygen Reduction Potential (ORP)	± 10 millivolts (mV; flow-through cell only)

Parameter stabilization that does not occur within five well volumes may require you consult your project manager to decide whether to collect a sample or to continue purging. Wells with extremely slow recharge may also be problematic. Purging these wells, in some cases, may result in dewatering the well before the minimum purge can be completed. Allow wells or borings purged dry to recharge to a level of approximately 90% of the static (pre-purge) water elevation and proceed immediately to sample collection. If recovery exceeds 2 hours, sample as soon as sufficient sample volume is available, in accordance with applicable regulations.

11.8.3 LOW FLOW PURGE PROCEDURES

Low flow purging and sampling is used to obtain representative groundwater samples without removing all the water within the well. The protocol uses relatively low pumping rates (i.e., less than 0.5 l/min) to establish an isolated zone around the inlet of the pump where flow is horizontal (i.e., from the water bearing zone) rather than from the stagnant water in the well casing above and below the pump. Selection of an appropriate pump is critical to establishing the flow zone: it must be well suited for both low pumping rates and the analytes being sampled. Bailers are not appropriate for low flow sampling.

The set-up for low flow sampling includes positioning the pump at the appropriate depth within the casing such that the pump inlet is within the screened section of the well. Slowly lower the pump, where appropriate, and tubing into the water column to avoid agitating the water column; use of a lanyard is recommended (i.e., do not use the extraction tubing to lift or lower the pump). Secure the pump and/or tubing at the wellhead once the specified sampling depth has been achieved and record the depth in the field book. Avoid contacting the bottom of the well by using pre-cut tubing at the appropriate length or by lowering the pump/tubing simultaneously with an electronic water level indicator. Once the pump/tubing has been inserted and secured, allow the water levels to return to static conditions before initiating the purge.

The discharge tubing must be connected to an in-line flow-through cell equipped with a multi-parameter real-time water quality meter. The flow-through cell minimizes the exposure of the groundwater to ambient air, which can influence DO and ORP measurements.

Start the pump and maintain a steady flow rate that results in a stabilized water level (less than 0.3 feet of drawdown or as specified in the project-specific work plan). The pumping rate may need to be adjusted depending on the response of the water levels in the well. Record each adjustment made to the pumping rate and the water level measured immediately after each adjustment. Purging should not exceed 0.5 l/min.

During purging, monitor and record the flow rate and geochemical parameters at 30 seconds to 5-minute intervals (depending on the hydraulic conductivity of the aquifer, diameter of the well, and pumping rate). Stabilization occurs once the following criteria have been met over three successive measurements made at least three minutes apart:

Low Flow Purge Stabilization Parameters	
Water Level Drawdown	<0.3 feet
pH	± 0.1 SU
Specific Conductance	± 3%
Temperature	± 3%
DO	± 0.2 mg/l or 10% (flow-through cell only)
Turbidity	± 10% for values greater than 10 NTU
ORP	± 10 mV (flow-through cell only)

Record any other notable observations in the field book (e.g., groundwater color).

11.8.4 NO-PURGE SAMPLING TECHNIQUES

Several alternate sampling devices are available, such as equilibrated grab samplers, passive diffusion samplers, and other in situ sampling devices, that will allow sample collection without purging the well. These devices may be particularly useful for sampling low permeability geologic materials, assuming the device is made of materials compatible with the analytical parameters, meets data quality objectives, and has been properly evaluated.

No-purge grab or trap samplers are placed in the well before sampling and typically remain closed (i.e., no water is allowed into the sampler during insertion) until the sampler is activated. This allows the sampler device to equilibrate with the surrounding groundwater (to prevent adsorption to the sampler materials) and for the groundwater to recover and re-establish the natural flow after the disturbance caused by the sampler insertion into the well. Typical equilibration times depend on the well recovery rates and the type of sampler used. Samples recovered using the no-purge devices are either transferred to containers at the well head or the sampler itself is shipped to the laboratory for analysis. Examples of equilibrated grab samplers include HydraSleeve™, Snap Sampler™, and Kemmerer samplers.

Equilibration time for diffusion samplers are generally dictated by the diffusion rate through the permeable membrane and, thus, are less sensitive to changes induced within the well during deployment. Most diffusion bag samplers have a minimum equilibration time of 14 days prior to sample collection. The samplers may be deployed for an extended period (e.g., three months or longer), although the continuous exchange between the sampler and the well water means that the sampler will likely reflect only the conditions in the few days preceding the sample collection.

11.8.5 TEMPORARY WELL PURGE PROCEDURES

Procedures used to purge temporary groundwater monitoring wells differ from permanent wells because temporary wells are installed for immediate sample acquisition. Wells of this type may include open bedrock boreholes, standard polyvinyl chloride well screen and riser placed in open boreholes, or drilling rod-based sampling devices (e.g., Wellpoint®, Geoprobe® screen point or Hydropunch® samplers). Purging temporary wells of this type may not be necessary because stagnant water is typically not present. However, if water is used in the drilling process, purging would be necessary. Purging can minimize the turbidity in the sample, which can be significant due to the disturbance caused by the sampler installation and to rinse the sampling system with groundwater. The exception is for groundwater profiling applications (e.g., using a Waterloo Profiler®) where a more rigorous purge is used (using the multiple volume purge techniques described above) to limit the potential for cross-contamination between sample intervals.

11.8.6 PRIVATE WATER WELL OR IN-PLACE PLUMBING PURGE PROCEDURES

The configuration and construction of private water wells varies widely and access points for obtaining groundwater samples may be limited. WSP personnel should coordinate with the property owner or site representative to access functioning ports and valves to avoid causing any inadvertent damage.

Collect the groundwater sample as close to the well as possible (e.g., from a sample port at the well head) to ensure the sample is representative. Ideally, the sample should be collected upstream of the piping and treatment equipment (e.g., particulate filter, water softener, carbon filters, ultra-violet lights), heating unit, or storage tanks. The following potential sampling locations are presented in order of preference:

- Sampling port or spigot near the well head or piping system prior to entry into the storage tank
- Sampling port or spigot at storage tank
- Sampling port or spigot downstream of the pressure tank or holding tank but upstream of any water treatment equipment
- Tap or faucet

If purging from a tap or faucet, try to remove any aerators, filters, or other devices from the tap before purging and work with the property owner or site representative to bypass any water treatment systems. Document where the sample was collected and any steps that were taken to minimize the potential alteration of the water sample in the field book.

Purge the system by opening the tap or spigot and allowing the water to run for several minutes. Observe and record the purge rate for the system. The minimum purge volume must be more than the combined volume of the pump, tanks, piping, etc. Review the geochemical measurements (after the minimum purge volume has been removed) to ensure that readings have stabilized using the same procedures as those used for the multiple volume purge detailed above. Purge the system for a minimum of 15 minutes if the minimum volume is unknown. Sample only after the geochemistry parameters have stabilized and there are no suspended particles (e.g., iron or rust) visible. Record the final purge volume in the field book and any water quality observations.

11.9 GROUNDWATER SAMPLE COLLECTION PROCEDURES

Collect groundwater samples as soon as possible after the geochemical parameters indicate representative groundwater is present. As practically possible, reduce the pump flow rate, but maintain a flow rate high enough to deliver a smooth stream of water without splashing or undue agitation. Collect samples directly from the tubing as it exits the well bore; do not sample on the downstream side of flow-through cells or any other instrumentation. If using a bailer for sample collection, lower and raise the bailer slowly and smoothly to minimize the disturbance to the water within the well.

Collect groundwater samples in order of volatilization sensitivity with organic compounds sampled first followed by inorganic compounds:

- VOCs
- Extractable organics, petroleum hydrocarbons, aggregate organics, and oil and grease
- Per- and Polyfluoroalkyl substances
- Total metals
- Dissolved metals (see filtering procedures below)
- Inorganic non-metallic and physical and aggregate properties
- Microbiological samples
- Radionuclides

Collect quality assurance/quality control samples in accordance with SOP 4 and the project-specific work plan or QAPP.

As necessary, conduct field tests or screening in accordance with the project-specific work plan and manufacturer's specifications for field testing equipment. Field samples must be directly transferred from the sampling equipment to the container that has been specifically prepared for that given parameter; intermediate containers should be avoided. If field chemical preservation is required, check the pH preservation by pouring a small portion of sample onto a pH test strip. Adjust pH with additional preservative, if necessary.

Record the sample depth interval, if applicable, in the field book. Note the volume, phases, odor, and color of the groundwater.

11.9.1 GROUNDWATER FILTRATION PROCEDURES

Filtered groundwater samples are sometimes used for field kit analyses and should only be collected for laboratory analysis after approval from the appropriate regulatory agency or project manager. The filtered samples can be collected by attaching the in-line filter directly to the outlet tubing for a pressurized bailer, a submersible pump or a peristaltic pump. Intermediate containers can be used with a peristaltic pump if the well is too deep to use the pump to recover the sample directly. The intermediate container should be unpreserved laboratory-supplied glassware to avoid any cross-contamination during the filtering process.

Filtered samples using pumps should use the following procedures:

- Use a variable speed peristaltic pump with the in-line filter fitted on the outlet end of the tubing and the pump inlet tubing into the intermediate container holding the unpreserved groundwater sample; or,
- If a submersible pump is used to collect the groundwater sample, attached the in-line filter to the outlet end of the tubing (do not allow the groundwater to pass through flow-through cells or any other instrumentation while sampling)

Once the filter is connected:

- Turn on the pump and maintain a flow rate high enough to deliver a smooth stream of water without splashing or undue agitation. Hold the filter upright with the inlet and outlet in the vertical position and pump groundwater through the filter until all atmospheric oxygen has been removed and the minimum volume of water has been flushed through the filter, in accordance with the manufacturer’s specifications
- Collect the filtered samples by placing the filtered output directly into the sample container
- If sediment is visible in the sample container after filtration, filter break-through has occurred and the sampling and filtering process should be repeated
- Discard the tubing and filter appropriately

Record sample filtration in the field book.

11.9.2 NON-AQUEOUS PHASE LIQUID SAMPLING PROCEDURES

Non-aqueous phase liquid is typically sampled to identify the compound, usually through an analytical “fingerprint” analysis. If samples are to be collected, the sampling options and techniques should be discussed with the assigned WSP compliance professional and project manager to ensure that the NAPL is either not considered to be a hazardous material for shipping to the laboratory or is properly shipped by qualified personnel using appropriate shipping containers (SOP 3). Samples of NAPL should be collected using the same procedures as above and placed in the appropriate laboratory-supplied containers, packed on ice, and shipped to the analytical laboratory using procedures outlined in SOP 3.

11.9.3 SAMPLE LABELING AND PREPARATION FOR SHIPMENT

Groundwater samples for offsite laboratory analysis should be prepared as follows:

- 1 Clean the outside of the sample container, if necessary
- 2 Affix a sample tag or label to each sample container and complete all required information (sample number, date, time, sampler’s initials, analysis, preservatives, place of collection)
- 3 Place clear tape over the tag or label (if non-waterproof labels are used), as needed
- 4 If needed, preserve samples immediately after collection by placing them into an insulated cooler filled with bagged wet ice to maintain a temperature of approximately 4°Celsius
- 5 Record the sample designation, date, time, and the sampler’s initials in the field book and on a sample tracking form, if appropriate
- 6 Complete the chain-of-custody forms with appropriate sampling information, including:
 - location
 - sample name
 - sample collection date and time
 - number of sample containers

- analytical method
 - field filtration status
- 7 Secure the sample packing and shipping in accordance with proper procedures

Do not ship hazardous waste samples without first consulting a WSP compliance professional.

11.10 CLOSING NOTES

Secure and restore the site once sampling is completed. This may include locking permanent monitoring wells, staging the IDW, and disposing of (in conformance with applicable regulations) sampling expendables, such as plastic sheeting, tubing, and PPE. All locations where temporary wells or other sampling devices (e.g., profilers or direct-push equipment) should be marked with spray paint, stakes, or other appropriate method for future reference or survey, including collecting Global Positioning System coordinates and photographs, in accordance with the project-specific work plan. Decontaminate all equipment prior to departure and properly manage all PPE and investigation-derived wastes in conformance with SOP 6, the project-specific work plan, and applicable regulations.

ENCLOSURE B – PHOTOGRAPHIC LOG

PHOTOGRAPHIC LOG		
Enbridge Energy, Limited Partnership	LN 13 MP 312 Valve Site – Potable Well Sampling Fort Atkinson, Wisconsin	Project No. 31401967.705

Photo No.	Date	
1	April 1, 2021	
<p>View of the well located at the Lamberson property (Parcel: 016-0514-0823-001). The well is located in the northwestern portion of the property.</p> <p>Well Name: "Lamberson"</p> <p>WDNR Unique Well Number: YI815</p>		

Photo No.	Date	
2	April 1, 2021	
<p>View of the sampling location at the Lamberson property (Parcel: 016-0514-0823-001). Exterior spigot located on the southeastern side of residence.</p>		

PHOTOGRAPHIC LOG		
Enbridge Energy, Limited Partnership	LN 13 MP 312 Valve Site – Potable Well Sampling Fort Atkinson, Wisconsin	Project No. 31401967.705

Photo No.	Date	
3	April 1, 2021	
<p>View of well "A" at the Hartwig property (Parcel: 016-0514-0822-005). The well is located in the south-central portion of the property.</p> <p>Well Name: "Hartwig A"</p> <p>WDNR Unique Well Number: NV713</p>		

Photo No.	Date	
4	April 1, 2021	
<p>View of the Potable Well A sampling location at the Hartwig property (Parcel: 016-0514-0822-005). Sample collected upstream of a pressure tank from inside a barn located immediately south of the well.</p>		

PHOTOGRAPHIC LOG		
Enbridge Energy, Limited Partnership	LN 13 MP 312 Valve Site – Potable Well Sampling Fort Atkinson, Wisconsin	Project No. 31401967.705

Photo No.	Date	
5	April 1, 2021	
<p>View of well “B” at the Hartwig property (Parcel: 016-0514-0822-005). The well is located in the southeast corner of the property.</p> <p>Well Name: “Hartwig B”</p> <p>WDNR Unique Well Number: NC813</p>		

Photo No.	Date	
6	April 1, 2021	
<p>View of the Potable Well B sampling location at the Hartwig property (Parcel: 016-0514-0822-005). Exterior spigot located on the southern side of residence.</p>		

PHOTOGRAPHIC LOG		
Enbridge Energy, Limited Partnership	LN 13 MP 312 Valve Site – Potable Well Sampling Fort Atkinson, Wisconsin	Project No. 31401967.705



Photo No.	Date	
7	April 1, 2021	
<p>View of the artesian well approximately 3,300 feet south of the Line 13 MP 312 Valve Site; located on the east side of Blackhawk Island Road adjacent to the Rock River.</p> <p>Well Name: "Lubbert Artesian"</p> <p>WDNR Unique Well Number: Unknown</p>		

Photo No.	Date	
8	April 1, 2021	
<p>View of the artesian well sampling point.</p>		

PHOTOGRAPHIC LOG		
Enbridge Energy, Limited Partnership	LN 13 MP 312 Valve Site – Potable Well Sampling Fort Atkinson, Wisconsin	Project No. 31401967.705

Photo No.	Date	
9	April 1, 2021	
<p>View of well “A” located at the Lubbert property (Parcel: 016-0514-0832-008). The well is located within a landscaping island in the central portion of the property.</p> <p>Well Name: “Lubbert A”</p> <p>WDNR Unique Well Number: Unknown</p>		

Photo No.	Date	
10	April 1, 2021	
<p>View of the Potable Well A sampling location at the Lubbert property (Parcel: 016-0514-0832-008). The exterior spigot is located on the southeastern side of a barn.</p>		


PHOTOGRAPHIC LOG		
Enbridge Energy, Limited Partnership	LN 13 MP 312 Valve Site – Potable Well Sampling Fort Atkinson, Wisconsin	Project No. 31401967.705

Photo No.	Date	
11	April 1, 2021	
<p>View of well "B" located at the Bound property (Parcel: 016-0514-0833-001). The well is located in the northeastern portion of the property.</p> <p>Well Name: "Lubbert B"</p> <p>WDNR Unique Well Number: LN354</p>		

Photo No.	Date	
12	April 1, 2021	
<p>View of the Potable Well B sampling location at the Bound property (Parcel: 016-0514-0833-001). The exterior spigot is located on the northeastern side of the residence.</p>		

PHOTOGRAPHIC LOG		
Enbridge Energy, Limited Partnership	LN 13 MP 312 Valve Site – Potable Well Sampling Fort Atkinson, Wisconsin	Project No. 31401967.705

Photo No.	Date	
13	April 1, 2021	
<p>View of well "C" located at the Lubbert property (Parcel: 016-0514-0833-002). The well is located in the eastern portion of the property.</p> <p>Well Name: "Lubbert C"</p> <p>WDNR Unique Well Number: LN369</p>		

Photo No.	Date	
14	April 1, 2021	
<p>View of the Potable Well C sampling location at the Lubbert property (Parcel: 016-0514-0833-002). The exterior spigot is located on the eastern side of the residence.</p>		

PHOTOGRAPHIC LOG		
Enbridge Energy, Limited Partnership	LN 13 MP 312 Valve Site – Potable Well Sampling Fort Atkinson, Wisconsin	Project No. 31401967.705

Photo No.	Date	
15	April 1, 2021	
<p>View of well “D” located at the Lubbert property (Parcel: 016-0514-0832-000). The well is located in the central portion of the property.</p> <p>Well Name: “Lubbert D”</p> <p>WDNR Unique Well Number: TS593</p>		

Photo No.	Date	
16	April 1, 2021	
<p>View of the Potable Well D sampling location at the Lubbert property (Parcel: 016-0514-0832-000). The exterior spigot is located on the northern side of the residence.</p>		

PHOTOGRAPHIC LOG		
Enbridge Energy, Limited Partnership	LN 13 MP 312 Valve Site – Potable Well Sampling Fort Atkinson, Wisconsin	Project No. 31401967.705

Photo No.	Date	
17	April 1, 2021	
<p>View of the sampling location at the Overson property (Parcel: 016-0514-0824-002). The exterior spigot is located on the northern side of the residential structure.</p> <p>Note: Physical well location not observed. Presumed location is within the basement of the building seen in this photograph or within nearby out-building.</p> <p>Well Name: "Overson"</p> <p>WDNR Unique Well Number: Unknown</p>		

Photo No.	Date	
18	April 1, 2021	
<p>Close-up view of the sampling location at the Overson property (Parcel: 016-0514-0824-002).</p>		


PHOTOGRAPHIC LOG		
Enbridge Energy, Limited Partnership	LN 13 MP 312 Valve Site – Potable Well Sampling Fort Atkinson, Wisconsin	Project No. 31401967.705

Photo No.	Date	
19	April 1, 2021	
<p>View of the well located at the Ness property (Parcel: 016-0514-0741-001). The well is located in the south-central portion of the property.</p> <p>Well Name: "Ness"</p> <p>WDNR Unique Well Number: LL177</p>		

Photo No.	Date	
20	April 1, 2021	
<p>View of the sampling location at the Ness property (Parcel: 016-0514-0741-001). The exterior spigot is located on the southern side of the residence.</p>		

PHOTOGRAPHIC LOG		
Enbridge Energy, Limited Partnership	LN 13 MP 312 Valve Site – Potable Well Sampling Fort Atkinson, Wisconsin	Project No. 31401967.705

Photo No.	Date	
21	April 1, 2021	
<p>View of the well located at the Wilson property (Parcel: 016-0514-0832-002). The well is located in the south-central portion of the property.</p> <p>Well Name: "Wilson"</p> <p>WDNR Unique Well Number: Q1965</p>		

Photo No.	Date	
22	April 1, 2021	
<p>View of the sampling location at the Wilson property (Parcel: 016-0514-0832-002). The exterior spigot is located on the southern side of the residence.</p>		

PHOTOGRAPHIC LOG		
Enbridge Energy, Limited Partnership	LN 13 MP 312 Valve Site – Potable Well Sampling Fort Atkinson, Wisconsin	Project No. 31401967.705

Photo No.	Date	
23	April 1, 2021	
<p>View of the well located at the Berndt property (Parcel: 016-0514-0832-007). The well is located in the eastern portion of the property.</p> <p>Well Name: "Berndt"</p> <p>WDNR Unique Well Number: AAB420</p>		

Photo No.	Date	
24	April 1, 2021	
<p>View of the sampling location at the Berndt property (Parcel: 016-0514-0832-007). The exterior spigot is located on the western side of the residence.</p>		

PHOTOGRAPHIC LOG		
Enbridge Energy, Limited Partnership	LN 13 MP 312 Valve Site – Potable Well Sampling Fort Atkinson, Wisconsin	Project No. 31401967.705

Photo No.	Date	
25	April 1, 2021	
<p>View of the well located at the Gehrke property (Parcel: 016-0514-0832-003). The well is located in the southern portion of the property.</p> <p>Note: This well is shared with the adjacent-south Carothers property (Parcel: 016-0514-0832-004).</p> <p>Well Name: "Gehrke"</p> <p>WDNR Unique Well Number: Unknown</p>		

Photo No.	Date	
26	April 1, 2021	
<p>View of the sampling location at the Gehrke property (Parcel: 016-0514-0832-003). The exterior spigot is located within a screened-in porch on the eastern side of the residence.</p>		

PHOTOGRAPHIC LOG		
Enbridge Energy, Limited Partnership	LN 13 MP 312 Valve Site – Potable Well Sampling Fort Atkinson, Wisconsin	Project No. 31401967.705

Photo No.	Date	
27	April 1, 2021	
<p>View of the well located at the Maasz property (Parcel: 016-0514-0832-001). The well is located in the northeastern portion of the property.</p> <p>Well Name: "Maasz"</p> <p>WDNR Unique Well Number: Unknown</p>		

Photo No.	Date	
28	April 1, 2021	
<p>View of the sampling location at the Maasz property (Parcel: 016-0514-0832-001). The sample was collected upstream of the pressure tank from inside the basement of the residence.</p>		

PHOTOGRAPHIC LOG		
Enbridge Energy, Limited Partnership	LN 13 MP 312 Valve Site – Potable Well Sampling Fort Atkinson, Wisconsin	Project No. 31401967.705



Photo No.	Date	
29	April 1, 2021	
<p>View of the well located at the Bartz property (Parcel: 016-0514-0824-000). The well is located in the northeastern portion of the property.</p> <p>Well Name: "Bartz"</p> <p>WDNR Unique Well Number: Unknown</p>		

Photo No.	Date	
30	April 1, 2021	
<p>View of the sampling location at the Bartz property (Parcel: 016-0514-0824-000). The exterior spigot is located on the southern side of the residence.</p>		

PHOTOGRAPHIC LOG		
Enbridge Energy, Limited Partnership	LN 13 MP 312 Valve Site – Potable Well Sampling Fort Atkinson, Wisconsin	Project No. 31401967.705

Photo No.	Date	
31	April 2, 2021	
<p>View of the sampling location at the MacLeod property (Parcel: 016-0514-0823-002). The exterior spigot is located on the western side of the residence.</p> <p>Note: Physical well location not observed. Presumed location is within the basement of the building seen in this photograph or within nearby out-building.</p> <p>Well Name: "MacLeod"</p> <p>WDNR Unique Well Number: Unknown</p>		

Photo No.	Date	
32	April 2, 2021	
<p>Close-up view of the sampling location at the MacLeod property (Parcel: 016-0514-0823-002).</p>		

ENCLOSURE C – LABORATORY ANALYTICAL RESULTS

April 06, 2021

Timothy Huff
WSP USA
211 North Broadway
Saint Louis, MO 63102

RE: Project: 31401967.705-01.00 L13 MP 312
Pace Project No.: 40224374

Dear Timothy Huff:


Enclosed are the analytical results for sample(s) received by the laboratory on April 02, 2021. The results relate only to the samples included in this report. Results reported herein conform to the applicable TNI/NELAC Standards and the laboratory's Quality Manual, where applicable, unless otherwise noted in the body of the report.

The test results provided in this final report were generated by each of the following laboratories within the Pace Network:

- Pace Analytical Services - Green Bay

If you have any questions concerning this report, please feel free to contact me.

Sincerely,



Dan Milewsky
dan.milewsky@pacelabs.com
(920)469-2436
Project Manager

Enclosures

cc: Cal Johnson, WSP USA - MADISON
Brian Kimpel, WSP USA



REPORT OF LABORATORY ANALYSIS

This report shall not be reproduced, except in full,
without the written consent of Pace Analytical Services, LLC.

CERTIFICATIONS

Project: 31401967.705-01.00 L13 MP 312

Pace Project No.: 40224374

Pace Analytical Services Green Bay

1241 Bellevue Street, Green Bay, WI 54302

Florida/NELAP Certification #: E87948

Illinois Certification #: 200050

Kentucky UST Certification #: 82

Louisiana Certification #: 04168

Minnesota Certification #: 055-999-334

New York Certification #: 12064

North Dakota Certification #: R-150

Virginia VELAP ID: 460263

South Carolina Certification #: 83006001

Texas Certification #: T104704529-14-1

Wisconsin Certification #: 405132750

Wisconsin DATCP Certification #: 105-444

USDA Soil Permit #: P330-16-00157

Federal Fish & Wildlife Permit #: LE51774A-0

REPORT OF LABORATORY ANALYSIS

This report shall not be reproduced, except in full,
without the written consent of Pace Analytical Services, LLC.

SAMPLE SUMMARY

Project: 31401967.705-01.00 L13 MP 312

Pace Project No.: 40224374

Lab ID	Sample ID	Matrix	Date Collected	Date Received
40224374001	2021.04.01_BARTZ_POTABLE	Water	04/01/21 16:30	04/02/21 08:20

REPORT OF LABORATORY ANALYSIS

This report shall not be reproduced, except in full,
without the written consent of Pace Analytical Services, LLC.

SAMPLE ANALYTE COUNT

Project: 31401967.705-01.00 L13 MP 312

Pace Project No.: 40224374

Lab ID	Sample ID	Method	Analysts	Analytes Reported
40224374001	2021.04.01_BARTZ_POTABLE	EPA 8260	HNW	68

PASI-G = Pace Analytical Services - Green Bay

REPORT OF LABORATORY ANALYSIS

This report shall not be reproduced, except in full,
without the written consent of Pace Analytical Services, LLC.

ANALYTICAL RESULTS

Project: 31401967.705-01.00 L13 MP 312

Pace Project No.: 40224374

Sample: 2021.04.01_BARTZ_POTAB LE **Lab ID:** 40224374001 **Collected:** 04/01/21 16:30 **Received:** 04/02/21 08:20 **Matrix:** Water

Parameters	Results	Units	LOQ	LOD	DF	Prepared	Analyzed	CAS No.	Qual
8260 MSV Oxygenates		Analytical Method: EPA 8260 Pace Analytical Services - Green Bay							
1,1,1,2-Tetrachloroethane	<0.27	ug/L	1.0	0.27	1		04/05/21 11:16	630-20-6	
1,1,1-Trichloroethane	<0.24	ug/L	1.0	0.24	1		04/05/21 11:16	71-55-6	
1,1,2,2-Tetrachloroethane	<0.28	ug/L	1.0	0.28	1		04/05/21 11:16	79-34-5	
1,1,2-Trichloroethane	<0.55	ug/L	5.0	0.55	1		04/05/21 11:16	79-00-5	
1,1-Dichloroethane	<0.27	ug/L	1.0	0.27	1		04/05/21 11:16	75-34-3	
1,1-Dichloroethene	<0.24	ug/L	1.0	0.24	1		04/05/21 11:16	75-35-4	
1,1-Dichloropropene	<0.54	ug/L	1.8	0.54	1		04/05/21 11:16	563-58-6	
1,2,3-Trichlorobenzene	<2.2	ug/L	7.4	2.2	1		04/05/21 11:16	87-61-6	
1,2,3-Trichloropropane	<0.59	ug/L	5.0	0.59	1		04/05/21 11:16	96-18-4	
1,2,4-Trichlorobenzene	<0.95	ug/L	5.0	0.95	1		04/05/21 11:16	120-82-1	
1,2,4-Trimethylbenzene	<0.84	ug/L	2.8	0.84	1		04/05/21 11:16	95-63-6	
1,2-Dibromo-3-chloropropane	<1.8	ug/L	5.9	1.8	1		04/05/21 11:16	96-12-8	
1,2-Dibromoethane (EDB)	<0.83	ug/L	2.8	0.83	1		04/05/21 11:16	106-93-4	
1,2-Dichlorobenzene	<0.71	ug/L	2.4	0.71	1		04/05/21 11:16	95-50-1	
1,2-Dichloroethane	<0.28	ug/L	1.0	0.28	1		04/05/21 11:16	107-06-2	
1,2-Dichloropropane	<0.28	ug/L	1.0	0.28	1		04/05/21 11:16	78-87-5	
1,3,5-Trimethylbenzene	<0.87	ug/L	2.9	0.87	1		04/05/21 11:16	108-67-8	
1,3-Dichlorobenzene	<0.63	ug/L	2.1	0.63	1		04/05/21 11:16	541-73-1	
1,3-Dichloropropane	<0.83	ug/L	2.8	0.83	1		04/05/21 11:16	142-28-9	
1,4-Dichlorobenzene	<0.94	ug/L	3.1	0.94	1		04/05/21 11:16	106-46-7	
2,2-Dichloropropane	<2.3	ug/L	7.6	2.3	1		04/05/21 11:16	594-20-7	
2-Chlorotoluene	<0.93	ug/L	5.0	0.93	1		04/05/21 11:16	95-49-8	
4-Chlorotoluene	<0.76	ug/L	2.5	0.76	1		04/05/21 11:16	106-43-4	
Benzene	<0.25	ug/L	1.0	0.25	1		04/05/21 11:16	71-43-2	
Bromobenzene	<0.24	ug/L	1.0	0.24	1		04/05/21 11:16	108-86-1	
Bromochloromethane	<0.36	ug/L	5.0	0.36	1		04/05/21 11:16	74-97-5	
Bromodichloromethane	<0.36	ug/L	1.2	0.36	1		04/05/21 11:16	75-27-4	
Bromoform	<4.0	ug/L	13.2	4.0	1		04/05/21 11:16	75-25-2	
Bromomethane	<0.97	ug/L	5.0	0.97	1		04/05/21 11:16	74-83-9	
Carbon tetrachloride	<1.1	ug/L	3.6	1.1	1		04/05/21 11:16	56-23-5	
Chlorobenzene	<0.71	ug/L	2.4	0.71	1		04/05/21 11:16	108-90-7	
Chloroethane	<1.3	ug/L	5.0	1.3	1		04/05/21 11:16	75-00-3	
Chloroform	<1.3	ug/L	5.0	1.3	1		04/05/21 11:16	67-66-3	
Chloromethane	<2.2	ug/L	7.3	2.2	1		04/05/21 11:16	74-87-3	
Cyclohexane	<1.3	ug/L	5.0	1.3	1		04/05/21 11:16	110-82-7	
Dibromochloromethane	<2.6	ug/L	8.7	2.6	1		04/05/21 11:16	124-48-1	
Dibromomethane	<0.94	ug/L	3.1	0.94	1		04/05/21 11:16	74-95-3	
Dichlorodifluoromethane	<0.50	ug/L	5.0	0.50	1		04/05/21 11:16	75-71-8	
Diisopropyl ether	<1.9	ug/L	6.3	1.9	1		04/05/21 11:16	108-20-3	
Ethylbenzene	<0.32	ug/L	1.1	0.32	1		04/05/21 11:16	100-41-4	
Hexachloro-1,3-butadiene	<1.5	ug/L	4.9	1.5	1		04/05/21 11:16	87-68-3	
Isopropylbenzene (Cumene)	<1.7	ug/L	5.6	1.7	1		04/05/21 11:16	98-82-8	
Methyl-tert-butyl ether	<1.2	ug/L	4.2	1.2	1		04/05/21 11:16	1634-04-4	
Methylcyclohexane	<0.87	ug/L	5.0	0.87	1		04/05/21 11:16	108-87-2	

REPORT OF LABORATORY ANALYSIS

This report shall not be reproduced, except in full,
without the written consent of Pace Analytical Services, LLC.

ANALYTICAL RESULTS

Project: 31401967.705-01.00 L13 MP 312

Pace Project No.: 40224374

Sample: 2021.04.01_BARTZ_POTAB LE **Lab ID:** 40224374001 Collected: 04/01/21 16:30 Received: 04/02/21 08:20 Matrix: Water

Parameters	Results	Units	LOQ	LOD	DF	Prepared	Analyzed	CAS No.	Qual
8260 MSV Oxygenates		Analytical Method: EPA 8260 Pace Analytical Services - Green Bay							
Methylene Chloride	<0.58	ug/L	5.0	0.58	1		04/05/21 11:16	75-09-2	
Naphthalene	<1.2	ug/L	5.0	1.2	1		04/05/21 11:16	91-20-3	
Styrene	<3.0	ug/L	10.0	3.0	1		04/05/21 11:16	100-42-5	
Tetrachloroethene	<0.33	ug/L	1.1	0.33	1		04/05/21 11:16	127-18-4	
Toluene	<0.27	ug/L	1.0	0.27	1		04/05/21 11:16	108-88-3	
Trichloroethene	<0.26	ug/L	1.0	0.26	1		04/05/21 11:16	79-01-6	
Trichlorofluoromethane	<0.21	ug/L	1.0	0.21	1		04/05/21 11:16	75-69-4	
Vinyl chloride	<0.17	ug/L	1.0	0.17	1		04/05/21 11:16	75-01-4	
cis-1,2-Dichloroethene	<0.27	ug/L	1.0	0.27	1		04/05/21 11:16	156-59-2	
cis-1,3-Dichloropropene	<3.6	ug/L	12.1	3.6	1		04/05/21 11:16	10061-01-5	
m&p-Xylene	<0.47	ug/L	2.0	0.47	1		04/05/21 11:16	179601-23-1	
n-Butylbenzene	<0.71	ug/L	2.4	0.71	1		04/05/21 11:16	104-51-8	
n-Heptane	<2.0	ug/L	6.7	2.0	1		04/05/21 11:16	142-82-5	
n-Hexane	<1.7	ug/L	5.7	1.7	1		04/05/21 11:16	110-54-3	
n-Propylbenzene	<0.81	ug/L	5.0	0.81	1		04/05/21 11:16	103-65-1	
o-Xylene	<0.26	ug/L	1.0	0.26	1		04/05/21 11:16	95-47-6	
p-Isopropyltoluene	<0.80	ug/L	2.7	0.80	1		04/05/21 11:16	99-87-6	
sec-Butylbenzene	<0.85	ug/L	5.0	0.85	1		04/05/21 11:16	135-98-8	
tert-Butylbenzene	<0.30	ug/L	1.0	0.30	1		04/05/21 11:16	98-06-6	
trans-1,2-Dichloroethene	<0.46	ug/L	1.5	0.46	1		04/05/21 11:16	156-60-5	
trans-1,3-Dichloropropene	<4.4	ug/L	14.6	4.4	1		04/05/21 11:16	10061-02-6	
Surrogates									
Dibromofluoromethane (S)	99	%	70-130		1		04/05/21 11:16	1868-53-7	
Toluene-d8 (S)	104	%	70-130		1		04/05/21 11:16	2037-26-5	
4-Bromofluorobenzene (S)	103	%	70-130		1		04/05/21 11:16	460-00-4	

REPORT OF LABORATORY ANALYSIS

This report shall not be reproduced, except in full,
without the written consent of Pace Analytical Services, LLC.

QUALITY CONTROL DATA

Project: 31401967.705-01.00 L13 MP 312
Pace Project No.: 40224374

QC Batch: 381438 Analysis Method: EPA 8260
QC Batch Method: EPA 8260 Analysis Description: 8260 MSV Oxygenates
Laboratory: Pace Analytical Services - Green Bay

Associated Lab Samples: 40224374001

METHOD BLANK: 2200299 Matrix: Water
Associated Lab Samples: 40224374001

Parameter	Units	Blank Result	Reporting Limit	Analyzed	Qualifiers
1,1,1,2-Tetrachloroethane	ug/L	<0.27	1.0	04/05/21 08:46	
1,1,1-Trichloroethane	ug/L	<0.24	1.0	04/05/21 08:46	
1,1,2,2-Tetrachloroethane	ug/L	<0.28	1.0	04/05/21 08:46	
1,1,2-Trichloroethane	ug/L	<0.55	5.0	04/05/21 08:46	
1,1-Dichloroethane	ug/L	<0.27	1.0	04/05/21 08:46	
1,1-Dichloroethene	ug/L	<0.24	1.0	04/05/21 08:46	
1,1-Dichloropropene	ug/L	<0.54	1.8	04/05/21 08:46	
1,2,3-Trichlorobenzene	ug/L	<2.2	7.4	04/05/21 08:46	
1,2,3-Trichloropropane	ug/L	<0.59	5.0	04/05/21 08:46	
1,2,4-Trichlorobenzene	ug/L	<0.95	5.0	04/05/21 08:46	
1,2,4-Trimethylbenzene	ug/L	<0.84	2.8	04/05/21 08:46	
1,2-Dibromo-3-chloropropane	ug/L	<1.8	5.9	04/05/21 08:46	
1,2-Dibromoethane (EDB)	ug/L	<0.83	2.8	04/05/21 08:46	
1,2-Dichlorobenzene	ug/L	<0.71	2.4	04/05/21 08:46	
1,2-Dichloroethane	ug/L	<0.28	1.0	04/05/21 08:46	
1,2-Dichloropropane	ug/L	<0.28	1.0	04/05/21 08:46	
1,3,5-Trimethylbenzene	ug/L	<0.87	2.9	04/05/21 08:46	
1,3-Dichlorobenzene	ug/L	<0.63	2.1	04/05/21 08:46	
1,3-Dichloropropane	ug/L	<0.83	2.8	04/05/21 08:46	
1,4-Dichlorobenzene	ug/L	<0.94	3.1	04/05/21 08:46	
2,2-Dichloropropane	ug/L	<2.3	7.6	04/05/21 08:46	
2-Chlorotoluene	ug/L	<0.93	5.0	04/05/21 08:46	
4-Chlorotoluene	ug/L	<0.76	2.5	04/05/21 08:46	
Benzene	ug/L	<0.25	1.0	04/05/21 08:46	
Bromobenzene	ug/L	<0.24	1.0	04/05/21 08:46	
Bromochloromethane	ug/L	<0.36	5.0	04/05/21 08:46	
Bromodichloromethane	ug/L	<0.36	1.2	04/05/21 08:46	
Bromoform	ug/L	<4.0	13.2	04/05/21 08:46	
Bromomethane	ug/L	<0.97	5.0	04/05/21 08:46	
Carbon tetrachloride	ug/L	<1.1	3.6	04/05/21 08:46	
Chlorobenzene	ug/L	<0.71	2.4	04/05/21 08:46	
Chloroethane	ug/L	<1.3	5.0	04/05/21 08:46	
Chloroform	ug/L	<1.3	5.0	04/05/21 08:46	
Chloromethane	ug/L	<2.2	7.3	04/05/21 08:46	
cis-1,2-Dichloroethene	ug/L	<0.27	1.0	04/05/21 08:46	
cis-1,3-Dichloropropene	ug/L	<3.6	12.1	04/05/21 08:46	
Cyclohexane	ug/L	<1.3	5.0	04/05/21 08:46	
Dibromochloromethane	ug/L	<2.6	8.7	04/05/21 08:46	
Dibromomethane	ug/L	<0.94	3.1	04/05/21 08:46	
Dichlorodifluoromethane	ug/L	<0.50	5.0	04/05/21 08:46	

Results presented on this page are in the units indicated by the "Units" column except where an alternate unit is presented to the right of the result.

REPORT OF LABORATORY ANALYSIS

This report shall not be reproduced, except in full,
without the written consent of Pace Analytical Services, LLC.

QUALITY CONTROL DATA

Project: 31401967.705-01.00 L13 MP 312

Pace Project No.: 40224374

METHOD BLANK: 2200299

Matrix: Water

Associated Lab Samples: 40224374001

Parameter	Units	Blank Result	Reporting Limit	Analyzed	Qualifiers
Diisopropyl ether	ug/L	<1.9	6.3	04/05/21 08:46	
Ethylbenzene	ug/L	<0.32	1.1	04/05/21 08:46	
Hexachloro-1,3-butadiene	ug/L	<1.5	4.9	04/05/21 08:46	
Isopropylbenzene (Cumene)	ug/L	<1.7	5.6	04/05/21 08:46	
m&p-Xylene	ug/L	<0.47	2.0	04/05/21 08:46	
Methyl-tert-butyl ether	ug/L	<1.2	4.2	04/05/21 08:46	
Methylcyclohexane	ug/L	<0.87	5.0	04/05/21 08:46	
Methylene Chloride	ug/L	<0.58	5.0	04/05/21 08:46	
n-Butylbenzene	ug/L	<0.71	2.4	04/05/21 08:46	
n-Heptane	ug/L	<2.0	6.7	04/05/21 08:46	
n-Hexane	ug/L	<1.7	5.7	04/05/21 08:46	
n-Propylbenzene	ug/L	<0.81	5.0	04/05/21 08:46	
Naphthalene	ug/L	<1.2	5.0	04/05/21 08:46	
o-Xylene	ug/L	<0.26	1.0	04/05/21 08:46	
p-Isopropyltoluene	ug/L	<0.80	2.7	04/05/21 08:46	
sec-Butylbenzene	ug/L	<0.85	5.0	04/05/21 08:46	
Styrene	ug/L	<3.0	10.0	04/05/21 08:46	
tert-Butylbenzene	ug/L	<0.30	1.0	04/05/21 08:46	
Tetrachloroethene	ug/L	<0.33	1.1	04/05/21 08:46	
Toluene	ug/L	<0.27	1.0	04/05/21 08:46	
trans-1,2-Dichloroethene	ug/L	<0.46	1.5	04/05/21 08:46	
trans-1,3-Dichloropropene	ug/L	<4.4	14.6	04/05/21 08:46	
Trichloroethene	ug/L	<0.26	1.0	04/05/21 08:46	
Trichlorofluoromethane	ug/L	<0.21	1.0	04/05/21 08:46	
Vinyl chloride	ug/L	<0.17	1.0	04/05/21 08:46	
4-Bromofluorobenzene (S)	%	102	70-130	04/05/21 08:46	
Dibromofluoromethane (S)	%	97	70-130	04/05/21 08:46	
Toluene-d8 (S)	%	103	70-130	04/05/21 08:46	

LABORATORY CONTROL SAMPLE: 2200300

Parameter	Units	Spike Conc.	LCS Result	LCS % Rec	% Rec Limits	Qualifiers
1,1,1-Trichloroethane	ug/L	50	49.8	100	70-130	
1,1,2,2-Tetrachloroethane	ug/L	50	45.1	90	66-130	
1,1,2-Trichloroethane	ug/L	50	50.6	101	70-130	
1,1-Dichloroethane	ug/L	50	49.2	98	68-132	
1,1-Dichloroethene	ug/L	50	45.6	91	85-126	
1,2,4-Trichlorobenzene	ug/L	50	49.5	99	70-130	
1,2-Dibromo-3-chloropropane	ug/L	50	44.0	88	51-126	
1,2-Dibromoethane (EDB)	ug/L	50	48.7	97	70-130	
1,2-Dichlorobenzene	ug/L	50	49.5	99	70-130	
1,2-Dichloroethane	ug/L	50	48.3	97	70-130	
1,2-Dichloropropane	ug/L	50	51.7	103	78-125	
1,3-Dichlorobenzene	ug/L	50	50.5	101	70-130	

Results presented on this page are in the units indicated by the "Units" column except where an alternate unit is presented to the right of the result.

REPORT OF LABORATORY ANALYSIS

This report shall not be reproduced, except in full,
without the written consent of Pace Analytical Services, LLC.

QUALITY CONTROL DATA

Project: 31401967.705-01.00 L13 MP 312

Pace Project No.: 40224374

LABORATORY CONTROL SAMPLE: 2200300

Parameter	Units	Spike Conc.	LCS Result	LCS % Rec	% Rec Limits	Qualifiers
1,4-Dichlorobenzene	ug/L	50	49.6	99	70-130	
Benzene	ug/L	50	46.7	93	70-132	
Bromodichloromethane	ug/L	50	52.8	106	70-130	
Bromoform	ug/L	50	50.8	102	65-130	
Bromomethane	ug/L	50	37.0	74	44-128	
Carbon tetrachloride	ug/L	50	53.8	108	70-130	
Chlorobenzene	ug/L	50	52.6	105	70-130	
Chloroethane	ug/L	50	44.9	90	73-137	
Chloroform	ug/L	50	49.5	99	80-122	
Chloromethane	ug/L	50	36.5	73	27-148	
cis-1,2-Dichloroethene	ug/L	50	47.0	94	70-130	
cis-1,3-Dichloropropene	ug/L	50	53.9	108	70-130	
Cyclohexane	ug/L	50	51.2	102	50-150	
Dibromochloromethane	ug/L	50	47.3	95	70-130	
Dichlorodifluoromethane	ug/L	50	38.3	77	22-151	
Ethylbenzene	ug/L	50	52.4	105	80-123	
Isopropylbenzene (Cumene)	ug/L	50	51.7	103	70-130	
m&p-Xylene	ug/L	100	103	103	70-130	
Methyl-tert-butyl ether	ug/L	50	45.5	91	66-130	
Methylcyclohexane	ug/L	50	58.1	116	50-150	
Methylene Chloride	ug/L	50	44.0	88	70-130	
o-Xylene	ug/L	50	50.2	100	70-130	
Styrene	ug/L	50	52.4	105	70-130	
Tetrachloroethene	ug/L	50	54.3	109	70-130	
Toluene	ug/L	50	50.4	101	80-121	
trans-1,2-Dichloroethene	ug/L	50	45.9	92	70-130	
trans-1,3-Dichloropropene	ug/L	50	53.1	106	58-125	
Trichloroethene	ug/L	50	55.8	112	70-130	
Trichlorofluoromethane	ug/L	50	50.4	101	84-148	
Vinyl chloride	ug/L	50	43.7	87	63-142	
4-Bromofluorobenzene (S)	%			106	70-130	
Dibromofluoromethane (S)	%			101	70-130	
Toluene-d8 (S)	%			104	70-130	

MATRIX SPIKE & MATRIX SPIKE DUPLICATE: 2200357 2200358

Parameter	Units	MS		MSD		MS Result	MSD Result	MS % Rec	MSD % Rec	% Rec Limits	RPD	Max RPD	Qual
		40224374001 Result	Spike Conc.	Spike Conc.	Conc.								
1,1,1-Trichloroethane	ug/L	<0.24	50	50	54.7	54.2	109	108	70-130	1	20		
1,1,2,2-Tetrachloroethane	ug/L	<0.28	50	50	50.3	51.0	101	102	66-130	1	20		
1,1,2-Trichloroethane	ug/L	<0.55	50	50	54.7	56.8	109	114	70-130	4	20		
1,1-Dichloroethane	ug/L	<0.27	50	50	52.5	52.5	105	105	68-132	0	20		
1,1-Dichloroethene	ug/L	<0.24	50	50	50.2	49.3	100	99	76-132	2	20		
1,2,4-Trichlorobenzene	ug/L	<0.95	50	50	54.7	54.7	109	109	70-130	0	20		

Results presented on this page are in the units indicated by the "Units" column except where an alternate unit is presented to the right of the result.

REPORT OF LABORATORY ANALYSIS

This report shall not be reproduced, except in full,
without the written consent of Pace Analytical Services, LLC.

QUALITY CONTROL DATA

Project: 31401967.705-01.00 L13 MP 312

Pace Project No.: 40224374

Parameter	Units	2200357		2200358		MS Result	MSD Result	MS % Rec	MSD % Rec	% Rec Limits	Max RPD	Qual
		40224374001 Result	MS Spike Conc.	MSD Spike Conc.	MS Result							
1,2-Dibromo-3-chloropropane	ug/L	<1.8	50	50	49.7	46.5	99	93	51-126	7	20	
1,2-Dibromoethane (EDB)	ug/L	<0.83	50	50	53.1	54.3	106	109	70-130	2	20	
1,2-Dichlorobenzene	ug/L	<0.71	50	50	53.5	53.4	107	107	70-130	0	20	
1,2-Dichloroethane	ug/L	<0.28	50	50	53.0	52.7	106	105	70-130	1	20	
1,2-Dichloropropane	ug/L	<0.28	50	50	53.6	54.9	107	110	77-125	2	20	
1,3-Dichlorobenzene	ug/L	<0.63	50	50	54.9	55.5	110	111	70-130	1	20	
1,4-Dichlorobenzene	ug/L	<0.94	50	50	54.3	54.2	109	108	70-130	0	20	
Benzene	ug/L	<0.25	50	50	51.3	51.1	103	102	70-132	0	20	
Bromodichloromethane	ug/L	<0.36	50	50	57.6	57.1	115	114	70-130	1	20	
Bromoform	ug/L	<4.0	50	50	55.8	54.7	112	109	65-130	2	20	
Bromomethane	ug/L	<0.97	50	50	41.1	42.8	82	86	44-128	4	21	
Carbon tetrachloride	ug/L	<1.1	50	50	56.8	57.5	114	115	70-132	1	20	
Chlorobenzene	ug/L	<0.71	50	50	56.0	56.2	112	112	70-130	0	20	
Chloroethane	ug/L	<1.3	50	50	59.1	49.4	118	99	70-137	18	20	
Chloroform	ug/L	<1.3	50	50	53.5	53.3	107	107	80-122	0	20	
Chloromethane	ug/L	<2.2	50	50	40.9	41.2	82	82	17-149	1	20	
cis-1,2-Dichloroethene	ug/L	<0.27	50	50	51.6	51.5	103	103	70-130	0	20	
cis-1,3-Dichloropropene	ug/L	<3.6	50	50	58.8	57.4	118	115	70-130	2	20	
Cyclohexane	ug/L	<1.3	50	50	56.3	55.6	113	111	50-150	1	20	
Dibromochloromethane	ug/L	<2.6	50	50	51.8	50.7	104	101	70-130	2	20	
Dichlorodifluoromethane	ug/L	<0.50	50	50	41.2	40.2	82	80	22-158	2	20	
Ethylbenzene	ug/L	<0.32	50	50	56.5	56.8	113	114	80-123	1	20	
Isopropylbenzene (Cumene)	ug/L	<1.7	50	50	55.7	55.4	111	111	70-130	0	20	
m&p-Xylene	ug/L	<0.47	100	100	111	112	111	112	70-130	1	20	
Methyl-tert-butyl ether	ug/L	<1.2	50	50	50.0	49.5	100	99	66-130	1	20	
Methylcyclohexane	ug/L	<0.87	50	50	61.5	61.1	123	122	50-150	1	20	
Methylene Chloride	ug/L	<0.58	50	50	49.6	48.8	99	98	70-130	2	20	
o-Xylene	ug/L	<0.26	50	50	53.6	55.6	107	111	70-130	4	20	
Styrene	ug/L	<3.0	50	50	56.2	56.6	112	113	70-130	1	20	
Tetrachloroethene	ug/L	<0.33	50	50	57.4	56.6	115	113	70-130	1	20	
Toluene	ug/L	<0.27	50	50	54.8	55.8	110	112	80-121	2	20	
trans-1,2-Dichloroethene	ug/L	<0.46	50	50	50.7	50.1	101	100	70-134	1	20	
trans-1,3-Dichloropropene	ug/L	<4.4	50	50	57.4	57.6	115	115	58-130	0	20	
Trichloroethene	ug/L	<0.26	50	50	58.4	59.8	117	120	70-130	2	20	
Trichlorofluoromethane	ug/L	<0.21	50	50	55.2	54.7	110	109	82-151	1	20	
Vinyl chloride	ug/L	<0.17	50	50	46.9	47.1	94	94	61-143	1	20	
4-Bromofluorobenzene (S)	%						105	106	70-130			
Dibromofluoromethane (S)	%						100	100	70-130			
Toluene-d8 (S)	%						104	103	70-130			

Results presented on this page are in the units indicated by the "Units" column except where an alternate unit is presented to the right of the result.

REPORT OF LABORATORY ANALYSIS

This report shall not be reproduced, except in full,
without the written consent of Pace Analytical Services, LLC.

QUALIFIERS

Project: 31401967.705-01.00 L13 MP 312

Pace Project No.: 40224374

DEFINITIONS

DF - Dilution Factor, if reported, represents the factor applied to the reported data due to dilution of the sample aliquot.

ND - Not Detected at or above LOD.

J - Estimated concentration at or above the LOD and below the LOQ.

LOD - Limit of Detection adjusted for dilution factor, percent moisture, initial weight and final volume.

LOQ - Limit of Quantitation adjusted for dilution factor, percent moisture, initial weight and final volume.

S - Surrogate

1,2-Diphenylhydrazine decomposes to and cannot be separated from Azobenzene using Method 8270. The result for each analyte is a combined concentration.

Consistent with EPA guidelines, unrounded data are displayed and have been used to calculate % recovery and RPD values.

LCS(D) - Laboratory Control Sample (Duplicate)

MS(D) - Matrix Spike (Duplicate)

DUP - Sample Duplicate

RPD - Relative Percent Difference

NC - Not Calculable.

SG - Silica Gel - Clean-Up

U - Indicates the compound was analyzed for, but not detected at or above the adjusted LOD.

N-Nitrosodiphenylamine decomposes and cannot be separated from Diphenylamine using Method 8270. The result reported for each analyte is a combined concentration.

Pace Analytical is TNI accredited. Contact your Pace PM for the current list of accredited analytes.

TNI - The NELAC Institute.

WORKORDER QUALIFIERS

WO: 40224374

[1] Mass spectral library search was performed on this sample. Tentatively Identified Compounds (TIC's) were not present.

REPORT OF LABORATORY ANALYSIS

This report shall not be reproduced, except in full,
without the written consent of Pace Analytical Services, LLC.

QUALITY CONTROL DATA CROSS REFERENCE TABLE

Project: 31401967.705-01.00 L13 MP 312
Pace Project No.: 40224374

Lab ID	Sample ID	QC Batch Method	QC Batch	Analytical Method	Analytical Batch
40224374001	2021.04.01_BARTZ_POTABLE	EPA 8260	381438		

REPORT OF LABORATORY ANALYSIS

This report shall not be reproduced, except in full,
without the written consent of Pace Analytical Services, LLC.

CHAIN-OF-CUSTODY RECORD

40224374 Page 1 of 1

WSP Office Address						Requested Analyses & Preservatives												No.																		
5957 McKee Road, Suite 7, Madison, WI 53719						Number of Containers	VOCs (EPA Method 8260) - 48 Hr TAT	GRO (WI Modified) - 10-day TAT	butane, ethane, isobutane, propane (RSK-175) 10-day TAT											11511																
Project Name			WSP Contact Name																	Laboratory Name & Location																
L13 MP 312 Valve Site			Tim Huff																	Pace Analytical - Green Bay, WI																
Project Location			WSP Contact E-mail																	Laboratory Project Manager																
Ft Atkinson, WI			tim.huff@wsp.com			Dan Milewsky																														
Project Number & Task			WSP Contact Phone			Requested Turn-Around-Time																														
31401967.705 - 01.00			571-217-6759			<input checked="" type="checkbox"/> Standard <input type="checkbox"/> 24 HR <input checked="" type="checkbox"/> 48 HR <input type="checkbox"/> 72 HR <input type="checkbox"/> HR																														
Sampler(s) Name(s)			Sampler(s) Signature(s)			Requested Deliverable																														
Carl Johnson						<input checked="" type="checkbox"/> Level II <input type="checkbox"/> ERIMS EDD <input type="checkbox"/> Level III <input checked="" type="checkbox"/> GISKEY EDD <input type="checkbox"/> Level IV <input type="checkbox"/> EQUIS EDD																														
Sample Identification		Matrix	Collection Start*		Collection Stop*														Sample Comments																	
Date	Time	Date	Time	Date	Time																															
2021.04.01	Bartz - Potable Well	AQ	4/1/21	1630	-	-	3	X														Bartz	OC1													
Relinquished By (Signature)		Date	Time	Received By (Signature)		Date	Time	Shipment Method		Tracking Number(s)																										
		4/1/21	1800					Fed Ex		See SCUR MR4-2-21																										
Relinquished By (Signature)		Date	Time	Received By (Signature)		Date	Time	Number of Packages		Custody Seal Number(s)																										
FedEx Express		4-2-21	0630	Maddam Z Madeline		4-2-21	0630	3																												

*Use stop time/date for composite and/or air samples; use only start time/date for all other samples. Matrix: AQ = Aqueous, S = Soil, SE = Sediment, A = Air, W = Wipe, B = Bulk, O = Other (detail in comments)

MR4-2-21

Client Name: WSP

Sample Preservation Receipt Form

Project # 40224374

Pace Analytical Services, LLC
1241 Bellevue Street, Suite 9
Green Bay, WI 54302

All containers needing preservation have been checked and noted below: Yes No N/A

Lab Lot# of pH paper:

Lab Std #ID of preservation (if pH adjusted):

Initial when completed:


Date/Time:

Pace Lab #	Glass							Plastic					Vials				Jars				General			VOA Vials (>6mm) *	H2SO4 pH ≤2	NaOH+Zn Act pH ≥9	NaOH pH ≥12	HNO3 pH ≤2	pH after adjusted	Volume (mL)							
	AG1U	BG1U	AG1H	AG4S	AG4U	AG5U	AG2S	BG3U	BP1U	BP3U	BP3B	BP3N	BP3S	VG9A	DG9T	VG9U	VG9H	VG9M	VG9D	JGFU	JG9U	WGFU	WPFU								SP5T	ZPLC	GN				
001																3																					2.5 / 5 / 10
002	_____																												2.5 / 5 / 10								
003	_____																												2.5 / 5 / 10								
004	_____																												2.5 / 5 / 10								
005	_____																												2.5 / 5 / 10								
006	_____																												2.5 / 5 / 10								
007	_____																												2.5 / 5 / 10								
008	_____																												2.5 / 5 / 10								
009	_____																												2.5 / 5 / 10								
010	_____																												2.5 / 5 / 10								
011	_____																												2.5 / 5 / 10								
012	_____																												2.5 / 5 / 10								
013	_____																												2.5 / 5 / 10								
014	_____																												2.5 / 5 / 10								
015	_____																												2.5 / 5 / 10								
016	_____																												2.5 / 5 / 10								
017	_____																												2.5 / 5 / 10								
018	_____																												2.5 / 5 / 10								
019	_____																												2.5 / 5 / 10								
020	_____																												2.5 / 5 / 10								

MUR
4-2-21

Exceptions to preservation check: VOA, Coliform, TOC, TOX, TOH, O&G, WI DRO, Phenolics, Other: _____ Headspace in VOA Vials (>6mm) : Yes No N/A *If yes look in headspace column

AG1U	1 liter amber glass	BP1U	1 liter plastic unpres	VG9A	40 mL clear ascorbic	JGFU	4 oz amber jar unpres
BG1U	1 liter clear glass	BP3U	250 mL plastic unpres	DG9T	40 mL amber Na Thio	JG9U	9 oz amber jar unpres
AG1H	1 liter amber glass HCL	BP3B	250 mL plastic NaOH	VG9U	40 mL clear vial unpres	WGFU	4 oz clear jar unpres
AG4S	125 mL amber glass H2SO4	BP3N	250 mL plastic HNO3	VG9H	40 mL clear vial HCL	WPFU	4 oz plastic jar unpres
AG4U	120 mL amber glass unpres	BP3S	250 mL plastic H2SO4	VG9M	40 mL clear vial MeOH	SP5T	120 mL plastic Na Thiosulfate
AG5U	100 mL amber glass unpres			VG9D	40 mL clear vial DI	ZPLC	ziploc bag
AG2S	500 mL amber glass H2SO4					GN	
BG3U	250 mL clear glass unpres						

 1241 Bellevue Street, Green Bay, WI 54302	Document Name: Sample Condition Upon Receipt (SCUR)	Document Revised: 26Mar2020
	Document No.: ENV-FRM-GBAY-0014-Rev.00	Author: Pace Green Bay Quality Office

Sample Condition Upon Receipt Form (SCUR)

Project #: _____

 Client Name: WSP

 WO#: **40224374**

 Courier: CS Logistics Fed Ex Speedee UPS Walco
 Client Pace Other: _____

 Tracking #: 7854 9631 3639 - MSTR #

 Custody Seal on Cooler/Box Present: yes no Seals intact: yes no

 Custody Seal on Samples Present: yes no Seals intact: yes no

 Packing Material: Bubble Wrap Bubble Bags None Other

 Thermometer Used SR-99 Type of Ice: Wet Blue Dry None Samples on ice, cooling process has begun

 Cooler Temperature Uncorr: 1.0/2.0/1.0 Corr: 1.0/2.0/0.5

 Temp Blank Present: yes no 0.5 Biological Tissue is Frozen: yes no

Person examining contents:	
Date: <u>4-2-21</u>	Initials: <u>MLJ</u>
Labeled By Initials: <u>SKW</u>	

 Temp should be above freezing to 6°C.
 Biota Samples may be received at ≤ 0°C if shipped on Dry Ice.

Chain of Custody Present:	<input checked="" type="checkbox"/> Yes <input type="checkbox"/> No <input type="checkbox"/> N/A	1.
Chain of Custody Filled Out:	<input checked="" type="checkbox"/> Yes <input type="checkbox"/> No <input type="checkbox"/> N/A	2.
Chain of Custody Relinquished:	<input checked="" type="checkbox"/> Yes <input type="checkbox"/> No <input type="checkbox"/> N/A	3.
Sampler Name & Signature on COC:	<input checked="" type="checkbox"/> Yes <input type="checkbox"/> No <input type="checkbox"/> N/A	4.
Samples Arrived within Hold Time:	<input checked="" type="checkbox"/> Yes <input type="checkbox"/> No	5.
- VOA Samples frozen upon receipt	<input type="checkbox"/> Yes <input type="checkbox"/> No	Date/Time:
Short Hold Time Analysis (<72hr):	<input type="checkbox"/> Yes <input checked="" type="checkbox"/> No	6.
Rush Turn Around Time Requested:	<input checked="" type="checkbox"/> Yes <input type="checkbox"/> No	7.
Sufficient Volume:	8. <u>All have bulged septa</u>	<u>ML</u> <u>4-2-21</u>
For Analysis: <input checked="" type="checkbox"/> Yes <input type="checkbox"/> No MS/MSD: <input type="checkbox"/> Yes <input checked="" type="checkbox"/> No <input type="checkbox"/> N/A		
Correct Containers Used:	<input checked="" type="checkbox"/> Yes <input type="checkbox"/> No	9.
-Pace Containers Used:	<input checked="" type="checkbox"/> Yes <input type="checkbox"/> No <input type="checkbox"/> N/A	
-Pace IR Containers Used:	<input type="checkbox"/> Yes <input type="checkbox"/> No <input checked="" type="checkbox"/> N/A	
Containers Intact:	<input checked="" type="checkbox"/> Yes <input type="checkbox"/> No	10.
Filtered volume received for Dissolved tests	<input type="checkbox"/> Yes <input type="checkbox"/> No <input checked="" type="checkbox"/> N/A	11.
Sample Labels match COC:	<input checked="" type="checkbox"/> Yes <input type="checkbox"/> No <input type="checkbox"/> N/A	12.
-Includes date/time/ID/Analysis Matrix: <u>W</u>		
Trip Blank Present:	<input type="checkbox"/> Yes <input checked="" type="checkbox"/> No <input type="checkbox"/> N/A	13.
Trip Blank Custody Seals Present	<input type="checkbox"/> Yes <input type="checkbox"/> No <input checked="" type="checkbox"/> N/A	
Pace Trip Blank Lot # (if purchased):		

 Client Notification/ Resolution: _____ If checked, see attached form for additional comments

Person Contacted: _____ Date/Time: _____

Comments/ Resolution: _____

PM Review is documented electronically in LIMs. By releasing the project, the PM acknowledges they have reviewed the sample logir

April 06, 2021

Timothy Huff
WSP USA
211 North Broadway
Saint Louis, MO 63102

RE: Project: 31401967.705-01.00 L13 MP 312
Pace Project No.: 40224376

Dear Timothy Huff:

Enclosed are the analytical results for sample(s) received by the laboratory on April 02, 2021. The results relate only to the samples included in this report. Results reported herein conform to the applicable TNI/NELAC Standards and the laboratory's Quality Manual, where applicable, unless otherwise noted in the body of the report.

The test results provided in this final report were generated by each of the following laboratories within the Pace Network:

- Pace Analytical Services - Green Bay

If you have any questions concerning this report, please feel free to contact me.

Sincerely,



Dan Milewsky
dan.milewsky@pacelabs.com
(920)469-2436
Project Manager

Enclosures

cc: Cal Johnson, WSP USA - MADISON
Brian Kimpel, WSP USA



REPORT OF LABORATORY ANALYSIS

This report shall not be reproduced, except in full,
without the written consent of Pace Analytical Services, LLC.

CERTIFICATIONS

Project: 31401967.705-01.00 L13 MP 312

Pace Project No.: 40224376

Pace Analytical Services Green Bay

1241 Bellevue Street, Green Bay, WI 54302

Florida/NELAP Certification #: E87948

Illinois Certification #: 200050

Kentucky UST Certification #: 82

Louisiana Certification #: 04168

Minnesota Certification #: 055-999-334

New York Certification #: 12064

North Dakota Certification #: R-150

Virginia VELAP ID: 460263

South Carolina Certification #: 83006001

Texas Certification #: T104704529-14-1

Wisconsin Certification #: 405132750

Wisconsin DATCP Certification #: 105-444

USDA Soil Permit #: P330-16-00157

Federal Fish & Wildlife Permit #: LE51774A-0

REPORT OF LABORATORY ANALYSIS

This report shall not be reproduced, except in full,
without the written consent of Pace Analytical Services, LLC.

SAMPLE SUMMARY

Project: 31401967.705-01.00 L13 MP 312

Pace Project No.: 40224376

Lab ID	Sample ID	Matrix	Date Collected	Date Received
40224376001	2021.04.01_BERNDT_POTABLE	Water	04/01/21 14:48	04/02/21 08:20

REPORT OF LABORATORY ANALYSIS

This report shall not be reproduced, except in full,
without the written consent of Pace Analytical Services, LLC.

SAMPLE ANALYTE COUNT

Project: 31401967.705-01.00 L13 MP 312

Pace Project No.: 40224376

Lab ID	Sample ID	Method	Analysts	Analytes Reported
40224376001	2021.04.01_BERNDT_POTABLE	EPA 8260	HNW	68

PASI-G = Pace Analytical Services - Green Bay

REPORT OF LABORATORY ANALYSIS

This report shall not be reproduced, except in full,
without the written consent of Pace Analytical Services, LLC.

ANALYTICAL RESULTS

Project: 31401967.705-01.00 L13 MP 312
Pace Project No.: 40224376

Sample: 2021.04.01_BERNDT_POT ABLE **Lab ID:** 40224376001 Collected: 04/01/21 14:48 Received: 04/02/21 08:20 Matrix: Water

Parameters	Results	Units	LOQ	LOD	DF	Prepared	Analyzed	CAS No.	Qual
8260 MSV Oxygenates		Analytical Method: EPA 8260 Pace Analytical Services - Green Bay							
1,1,1,2-Tetrachloroethane	<0.27	ug/L	1.0	0.27	1		04/05/21 13:46	630-20-6	
1,1,1-Trichloroethane	<0.24	ug/L	1.0	0.24	1		04/05/21 13:46	71-55-6	
1,1,2,2-Tetrachloroethane	<0.28	ug/L	1.0	0.28	1		04/05/21 13:46	79-34-5	
1,1,2-Trichloroethane	<0.55	ug/L	5.0	0.55	1		04/05/21 13:46	79-00-5	
1,1-Dichloroethane	<0.27	ug/L	1.0	0.27	1		04/05/21 13:46	75-34-3	
1,1-Dichloroethene	<0.24	ug/L	1.0	0.24	1		04/05/21 13:46	75-35-4	
1,1-Dichloropropene	<0.54	ug/L	1.8	0.54	1		04/05/21 13:46	563-58-6	
1,2,3-Trichlorobenzene	<2.2	ug/L	7.4	2.2	1		04/05/21 13:46	87-61-6	
1,2,3-Trichloropropane	<0.59	ug/L	5.0	0.59	1		04/05/21 13:46	96-18-4	
1,2,4-Trichlorobenzene	<0.95	ug/L	5.0	0.95	1		04/05/21 13:46	120-82-1	
1,2,4-Trimethylbenzene	<0.84	ug/L	2.8	0.84	1		04/05/21 13:46	95-63-6	
1,2-Dibromo-3-chloropropane	<1.8	ug/L	5.9	1.8	1		04/05/21 13:46	96-12-8	
1,2-Dibromoethane (EDB)	<0.83	ug/L	2.8	0.83	1		04/05/21 13:46	106-93-4	
1,2-Dichlorobenzene	<0.71	ug/L	2.4	0.71	1		04/05/21 13:46	95-50-1	
1,2-Dichloroethane	<0.28	ug/L	1.0	0.28	1		04/05/21 13:46	107-06-2	
1,2-Dichloropropane	<0.28	ug/L	1.0	0.28	1		04/05/21 13:46	78-87-5	
1,3,5-Trimethylbenzene	<0.87	ug/L	2.9	0.87	1		04/05/21 13:46	108-67-8	
1,3-Dichlorobenzene	<0.63	ug/L	2.1	0.63	1		04/05/21 13:46	541-73-1	
1,3-Dichloropropane	<0.83	ug/L	2.8	0.83	1		04/05/21 13:46	142-28-9	
1,4-Dichlorobenzene	<0.94	ug/L	3.1	0.94	1		04/05/21 13:46	106-46-7	
2,2-Dichloropropane	<2.3	ug/L	7.6	2.3	1		04/05/21 13:46	594-20-7	
2-Chlorotoluene	<0.93	ug/L	5.0	0.93	1		04/05/21 13:46	95-49-8	
4-Chlorotoluene	<0.76	ug/L	2.5	0.76	1		04/05/21 13:46	106-43-4	
Benzene	<0.25	ug/L	1.0	0.25	1		04/05/21 13:46	71-43-2	
Bromobenzene	<0.24	ug/L	1.0	0.24	1		04/05/21 13:46	108-86-1	
Bromochloromethane	<0.36	ug/L	5.0	0.36	1		04/05/21 13:46	74-97-5	
Bromodichloromethane	<0.36	ug/L	1.2	0.36	1		04/05/21 13:46	75-27-4	
Bromoform	<4.0	ug/L	13.2	4.0	1		04/05/21 13:46	75-25-2	
Bromomethane	<0.97	ug/L	5.0	0.97	1		04/05/21 13:46	74-83-9	
Carbon tetrachloride	<1.1	ug/L	3.6	1.1	1		04/05/21 13:46	56-23-5	
Chlorobenzene	<0.71	ug/L	2.4	0.71	1		04/05/21 13:46	108-90-7	
Chloroethane	<1.3	ug/L	5.0	1.3	1		04/05/21 13:46	75-00-3	
Chloroform	<1.3	ug/L	5.0	1.3	1		04/05/21 13:46	67-66-3	
Chloromethane	<2.2	ug/L	7.3	2.2	1		04/05/21 13:46	74-87-3	
Cyclohexane	<1.3	ug/L	5.0	1.3	1		04/05/21 13:46	110-82-7	
Dibromochloromethane	<2.6	ug/L	8.7	2.6	1		04/05/21 13:46	124-48-1	
Dibromomethane	<0.94	ug/L	3.1	0.94	1		04/05/21 13:46	74-95-3	
Dichlorodifluoromethane	<0.50	ug/L	5.0	0.50	1		04/05/21 13:46	75-71-8	
Diisopropyl ether	<1.9	ug/L	6.3	1.9	1		04/05/21 13:46	108-20-3	
Ethylbenzene	<0.32	ug/L	1.1	0.32	1		04/05/21 13:46	100-41-4	
Hexachloro-1,3-butadiene	<1.5	ug/L	4.9	1.5	1		04/05/21 13:46	87-68-3	
Isopropylbenzene (Cumene)	<1.7	ug/L	5.6	1.7	1		04/05/21 13:46	98-82-8	
Methyl-tert-butyl ether	<1.2	ug/L	4.2	1.2	1		04/05/21 13:46	1634-04-4	
Methylcyclohexane	<0.87	ug/L	5.0	0.87	1		04/05/21 13:46	108-87-2	

REPORT OF LABORATORY ANALYSIS

This report shall not be reproduced, except in full,
without the written consent of Pace Analytical Services, LLC.

ANALYTICAL RESULTS

Project: 31401967.705-01.00 L13 MP 312

Pace Project No.: 40224376

Sample: 2021.04.01_BERNDT_POT **Lab ID:** 40224376001 Collected: 04/01/21 14:48 Received: 04/02/21 08:20 Matrix: Water
ABLE

Parameters	Results	Units	LOQ	LOD	DF	Prepared	Analyzed	CAS No.	Qual
8260 MSV Oxygenates		Analytical Method: EPA 8260 Pace Analytical Services - Green Bay							
Methylene Chloride	<0.58	ug/L	5.0	0.58	1		04/05/21 13:46	75-09-2	
Naphthalene	<1.2	ug/L	5.0	1.2	1		04/05/21 13:46	91-20-3	
Styrene	<3.0	ug/L	10.0	3.0	1		04/05/21 13:46	100-42-5	
Tetrachloroethene	<0.33	ug/L	1.1	0.33	1		04/05/21 13:46	127-18-4	
Toluene	<0.27	ug/L	1.0	0.27	1		04/05/21 13:46	108-88-3	
Trichloroethene	<0.26	ug/L	1.0	0.26	1		04/05/21 13:46	79-01-6	
Trichlorofluoromethane	<0.21	ug/L	1.0	0.21	1		04/05/21 13:46	75-69-4	
Vinyl chloride	<0.17	ug/L	1.0	0.17	1		04/05/21 13:46	75-01-4	
cis-1,2-Dichloroethene	<0.27	ug/L	1.0	0.27	1		04/05/21 13:46	156-59-2	
cis-1,3-Dichloropropene	<3.6	ug/L	12.1	3.6	1		04/05/21 13:46	10061-01-5	
m&p-Xylene	<0.47	ug/L	2.0	0.47	1		04/05/21 13:46	179601-23-1	
n-Butylbenzene	<0.71	ug/L	2.4	0.71	1		04/05/21 13:46	104-51-8	
n-Heptane	<2.0	ug/L	6.7	2.0	1		04/05/21 13:46	142-82-5	
n-Hexane	<1.7	ug/L	5.7	1.7	1		04/05/21 13:46	110-54-3	
n-Propylbenzene	<0.81	ug/L	5.0	0.81	1		04/05/21 13:46	103-65-1	
o-Xylene	<0.26	ug/L	1.0	0.26	1		04/05/21 13:46	95-47-6	
p-Isopropyltoluene	<0.80	ug/L	2.7	0.80	1		04/05/21 13:46	99-87-6	
sec-Butylbenzene	<0.85	ug/L	5.0	0.85	1		04/05/21 13:46	135-98-8	
tert-Butylbenzene	<0.30	ug/L	1.0	0.30	1		04/05/21 13:46	98-06-6	
trans-1,2-Dichloroethene	<0.46	ug/L	1.5	0.46	1		04/05/21 13:46	156-60-5	
trans-1,3-Dichloropropene	<4.4	ug/L	14.6	4.4	1		04/05/21 13:46	10061-02-6	
Surrogates									
Dibromofluoromethane (S)	101	%	70-130		1		04/05/21 13:46	1868-53-7	
Toluene-d8 (S)	103	%	70-130		1		04/05/21 13:46	2037-26-5	
4-Bromofluorobenzene (S)	103	%	70-130		1		04/05/21 13:46	460-00-4	

REPORT OF LABORATORY ANALYSIS

This report shall not be reproduced, except in full,
without the written consent of Pace Analytical Services, LLC.

QUALITY CONTROL DATA

Project: 31401967.705-01.00 L13 MP 312
Pace Project No.: 40224376

QC Batch: 381438	Analysis Method: EPA 8260
QC Batch Method: EPA 8260	Analysis Description: 8260 MSV Oxygenates
	Laboratory: Pace Analytical Services - Green Bay

Associated Lab Samples: 40224376001

METHOD BLANK: 2200299 Matrix: Water
Associated Lab Samples: 40224376001

Parameter	Units	Blank Result	Reporting Limit	Analyzed	Qualifiers
1,1,1,2-Tetrachloroethane	ug/L	<0.27	1.0	04/05/21 08:46	
1,1,1-Trichloroethane	ug/L	<0.24	1.0	04/05/21 08:46	
1,1,2,2-Tetrachloroethane	ug/L	<0.28	1.0	04/05/21 08:46	
1,1,2-Trichloroethane	ug/L	<0.55	5.0	04/05/21 08:46	
1,1-Dichloroethane	ug/L	<0.27	1.0	04/05/21 08:46	
1,1-Dichloroethene	ug/L	<0.24	1.0	04/05/21 08:46	
1,1-Dichloropropene	ug/L	<0.54	1.8	04/05/21 08:46	
1,2,3-Trichlorobenzene	ug/L	<2.2	7.4	04/05/21 08:46	
1,2,3-Trichloropropane	ug/L	<0.59	5.0	04/05/21 08:46	
1,2,4-Trichlorobenzene	ug/L	<0.95	5.0	04/05/21 08:46	
1,2,4-Trimethylbenzene	ug/L	<0.84	2.8	04/05/21 08:46	
1,2-Dibromo-3-chloropropane	ug/L	<1.8	5.9	04/05/21 08:46	
1,2-Dibromoethane (EDB)	ug/L	<0.83	2.8	04/05/21 08:46	
1,2-Dichlorobenzene	ug/L	<0.71	2.4	04/05/21 08:46	
1,2-Dichloroethane	ug/L	<0.28	1.0	04/05/21 08:46	
1,2-Dichloropropane	ug/L	<0.28	1.0	04/05/21 08:46	
1,3,5-Trimethylbenzene	ug/L	<0.87	2.9	04/05/21 08:46	
1,3-Dichlorobenzene	ug/L	<0.63	2.1	04/05/21 08:46	
1,3-Dichloropropane	ug/L	<0.83	2.8	04/05/21 08:46	
1,4-Dichlorobenzene	ug/L	<0.94	3.1	04/05/21 08:46	
2,2-Dichloropropane	ug/L	<2.3	7.6	04/05/21 08:46	
2-Chlorotoluene	ug/L	<0.93	5.0	04/05/21 08:46	
4-Chlorotoluene	ug/L	<0.76	2.5	04/05/21 08:46	
Benzene	ug/L	<0.25	1.0	04/05/21 08:46	
Bromobenzene	ug/L	<0.24	1.0	04/05/21 08:46	
Bromochloromethane	ug/L	<0.36	5.0	04/05/21 08:46	
Bromodichloromethane	ug/L	<0.36	1.2	04/05/21 08:46	
Bromoform	ug/L	<4.0	13.2	04/05/21 08:46	
Bromomethane	ug/L	<0.97	5.0	04/05/21 08:46	
Carbon tetrachloride	ug/L	<1.1	3.6	04/05/21 08:46	
Chlorobenzene	ug/L	<0.71	2.4	04/05/21 08:46	
Chloroethane	ug/L	<1.3	5.0	04/05/21 08:46	
Chloroform	ug/L	<1.3	5.0	04/05/21 08:46	
Chloromethane	ug/L	<2.2	7.3	04/05/21 08:46	
cis-1,2-Dichloroethene	ug/L	<0.27	1.0	04/05/21 08:46	
cis-1,3-Dichloropropene	ug/L	<3.6	12.1	04/05/21 08:46	
Cyclohexane	ug/L	<1.3	5.0	04/05/21 08:46	
Dibromochloromethane	ug/L	<2.6	8.7	04/05/21 08:46	
Dibromomethane	ug/L	<0.94	3.1	04/05/21 08:46	
Dichlorodifluoromethane	ug/L	<0.50	5.0	04/05/21 08:46	

Results presented on this page are in the units indicated by the "Units" column except where an alternate unit is presented to the right of the result.

REPORT OF LABORATORY ANALYSIS

This report shall not be reproduced, except in full,
without the written consent of Pace Analytical Services, LLC.

QUALITY CONTROL DATA

Project: 31401967.705-01.00 L13 MP 312
Pace Project No.: 40224376

METHOD BLANK: 2200299 Matrix: Water
Associated Lab Samples: 40224376001

Parameter	Units	Blank Result	Reporting Limit	Analyzed	Qualifiers
Diisopropyl ether	ug/L	<1.9	6.3	04/05/21 08:46	
Ethylbenzene	ug/L	<0.32	1.1	04/05/21 08:46	
Hexachloro-1,3-butadiene	ug/L	<1.5	4.9	04/05/21 08:46	
Isopropylbenzene (Cumene)	ug/L	<1.7	5.6	04/05/21 08:46	
m&p-Xylene	ug/L	<0.47	2.0	04/05/21 08:46	
Methyl-tert-butyl ether	ug/L	<1.2	4.2	04/05/21 08:46	
Methylcyclohexane	ug/L	<0.87	5.0	04/05/21 08:46	
Methylene Chloride	ug/L	<0.58	5.0	04/05/21 08:46	
n-Butylbenzene	ug/L	<0.71	2.4	04/05/21 08:46	
n-Heptane	ug/L	<2.0	6.7	04/05/21 08:46	
n-Hexane	ug/L	<1.7	5.7	04/05/21 08:46	
n-Propylbenzene	ug/L	<0.81	5.0	04/05/21 08:46	
Naphthalene	ug/L	<1.2	5.0	04/05/21 08:46	
o-Xylene	ug/L	<0.26	1.0	04/05/21 08:46	
p-Isopropyltoluene	ug/L	<0.80	2.7	04/05/21 08:46	
sec-Butylbenzene	ug/L	<0.85	5.0	04/05/21 08:46	
Styrene	ug/L	<3.0	10.0	04/05/21 08:46	
tert-Butylbenzene	ug/L	<0.30	1.0	04/05/21 08:46	
Tetrachloroethene	ug/L	<0.33	1.1	04/05/21 08:46	
Toluene	ug/L	<0.27	1.0	04/05/21 08:46	
trans-1,2-Dichloroethene	ug/L	<0.46	1.5	04/05/21 08:46	
trans-1,3-Dichloropropene	ug/L	<4.4	14.6	04/05/21 08:46	
Trichloroethene	ug/L	<0.26	1.0	04/05/21 08:46	
Trichlorofluoromethane	ug/L	<0.21	1.0	04/05/21 08:46	
Vinyl chloride	ug/L	<0.17	1.0	04/05/21 08:46	
4-Bromofluorobenzene (S)	%	102	70-130	04/05/21 08:46	
Dibromofluoromethane (S)	%	97	70-130	04/05/21 08:46	
Toluene-d8 (S)	%	103	70-130	04/05/21 08:46	

LABORATORY CONTROL SAMPLE: 2200300

Parameter	Units	Spike Conc.	LCS Result	LCS % Rec	% Rec Limits	Qualifiers
1,1,1-Trichloroethane	ug/L	50	49.8	100	70-130	
1,1,1,2-Tetrachloroethane	ug/L	50	45.1	90	66-130	
1,1,2-Trichloroethane	ug/L	50	50.6	101	70-130	
1,1-Dichloroethane	ug/L	50	49.2	98	68-132	
1,1-Dichloroethene	ug/L	50	45.6	91	85-126	
1,2,4-Trichlorobenzene	ug/L	50	49.5	99	70-130	
1,2-Dibromo-3-chloropropane	ug/L	50	44.0	88	51-126	
1,2-Dibromoethane (EDB)	ug/L	50	48.7	97	70-130	
1,2-Dichlorobenzene	ug/L	50	49.5	99	70-130	
1,2-Dichloroethane	ug/L	50	48.3	97	70-130	
1,2-Dichloropropane	ug/L	50	51.7	103	78-125	
1,3-Dichlorobenzene	ug/L	50	50.5	101	70-130	

Results presented on this page are in the units indicated by the "Units" column except where an alternate unit is presented to the right of the result.

REPORT OF LABORATORY ANALYSIS

This report shall not be reproduced, except in full,
without the written consent of Pace Analytical Services, LLC.

QUALITY CONTROL DATA

Project: 31401967.705-01.00 L13 MP 312
Pace Project No.: 40224376

LABORATORY CONTROL SAMPLE: 2200300

Parameter	Units	Spike Conc.	LCS Result	LCS % Rec	% Rec Limits	Qualifiers
1,4-Dichlorobenzene	ug/L	50	49.6	99	70-130	
Benzene	ug/L	50	46.7	93	70-132	
Bromodichloromethane	ug/L	50	52.8	106	70-130	
Bromoform	ug/L	50	50.8	102	65-130	
Bromomethane	ug/L	50	37.0	74	44-128	
Carbon tetrachloride	ug/L	50	53.8	108	70-130	
Chlorobenzene	ug/L	50	52.6	105	70-130	
Chloroethane	ug/L	50	44.9	90	73-137	
Chloroform	ug/L	50	49.5	99	80-122	
Chloromethane	ug/L	50	36.5	73	27-148	
cis-1,2-Dichloroethene	ug/L	50	47.0	94	70-130	
cis-1,3-Dichloropropene	ug/L	50	53.9	108	70-130	
Cyclohexane	ug/L	50	51.2	102	50-150	
Dibromochloromethane	ug/L	50	47.3	95	70-130	
Dichlorodifluoromethane	ug/L	50	38.3	77	22-151	
Ethylbenzene	ug/L	50	52.4	105	80-123	
Isopropylbenzene (Cumene)	ug/L	50	51.7	103	70-130	
m&p-Xylene	ug/L	100	103	103	70-130	
Methyl-tert-butyl ether	ug/L	50	45.5	91	66-130	
Methylcyclohexane	ug/L	50	58.1	116	50-150	
Methylene Chloride	ug/L	50	44.0	88	70-130	
o-Xylene	ug/L	50	50.2	100	70-130	
Styrene	ug/L	50	52.4	105	70-130	
Tetrachloroethene	ug/L	50	54.3	109	70-130	
Toluene	ug/L	50	50.4	101	80-121	
trans-1,2-Dichloroethene	ug/L	50	45.9	92	70-130	
trans-1,3-Dichloropropene	ug/L	50	53.1	106	58-125	
Trichloroethene	ug/L	50	55.8	112	70-130	
Trichlorofluoromethane	ug/L	50	50.4	101	84-148	
Vinyl chloride	ug/L	50	43.7	87	63-142	
4-Bromofluorobenzene (S)	%			106	70-130	
Dibromofluoromethane (S)	%			101	70-130	
Toluene-d8 (S)	%			104	70-130	

MATRIX SPIKE & MATRIX SPIKE DUPLICATE: 2200357 2200358

Parameter	Units	MS		MSD		MS Result	MSD Result	MS % Rec	MSD % Rec	% Rec Limits	RPD	Max RPD	Qual
		40224374001 Result	Spike Conc.	Spike Conc.	Conc.								
1,1,1-Trichloroethane	ug/L	<0.24	50	50	54.7	54.2	109	108	70-130	1	20		
1,1,2,2-Tetrachloroethane	ug/L	<0.28	50	50	50.3	51.0	101	102	66-130	1	20		
1,1,2-Trichloroethane	ug/L	<0.55	50	50	54.7	56.8	109	114	70-130	4	20		
1,1,2-Dichloroethane	ug/L	<0.27	50	50	52.5	52.5	105	105	68-132	0	20		
1,1-Dichloroethene	ug/L	<0.24	50	50	50.2	49.3	100	99	76-132	2	20		
1,2,4-Trichlorobenzene	ug/L	<0.95	50	50	54.7	54.7	109	109	70-130	0	20		

Results presented on this page are in the units indicated by the "Units" column except where an alternate unit is presented to the right of the result.

REPORT OF LABORATORY ANALYSIS

This report shall not be reproduced, except in full,
without the written consent of Pace Analytical Services, LLC.

QUALITY CONTROL DATA

Project: 31401967.705-01.00 L13 MP 312

Pace Project No.: 40224376

Parameter	Units	2200357		2200358		MS Result	MSD Result	MS % Rec	MSD % Rec	% Rec Limits	Max RPD	Qual
		40224374001 Result	MS Spike Conc.	MSD Spike Conc.	MS Result							
1,2-Dibromo-3-chloropropane	ug/L	<1.8	50	50	49.7	46.5	99	93	51-126	7	20	
1,2-Dibromoethane (EDB)	ug/L	<0.83	50	50	53.1	54.3	106	109	70-130	2	20	
1,2-Dichlorobenzene	ug/L	<0.71	50	50	53.5	53.4	107	107	70-130	0	20	
1,2-Dichloroethane	ug/L	<0.28	50	50	53.0	52.7	106	105	70-130	1	20	
1,2-Dichloropropane	ug/L	<0.28	50	50	53.6	54.9	107	110	77-125	2	20	
1,3-Dichlorobenzene	ug/L	<0.63	50	50	54.9	55.5	110	111	70-130	1	20	
1,4-Dichlorobenzene	ug/L	<0.94	50	50	54.3	54.2	109	108	70-130	0	20	
Benzene	ug/L	<0.25	50	50	51.3	51.1	103	102	70-132	0	20	
Bromodichloromethane	ug/L	<0.36	50	50	57.6	57.1	115	114	70-130	1	20	
Bromoform	ug/L	<4.0	50	50	55.8	54.7	112	109	65-130	2	20	
Bromomethane	ug/L	<0.97	50	50	41.1	42.8	82	86	44-128	4	21	
Carbon tetrachloride	ug/L	<1.1	50	50	56.8	57.5	114	115	70-132	1	20	
Chlorobenzene	ug/L	<0.71	50	50	56.0	56.2	112	112	70-130	0	20	
Chloroethane	ug/L	<1.3	50	50	59.1	49.4	118	99	70-137	18	20	
Chloroform	ug/L	<1.3	50	50	53.5	53.3	107	107	80-122	0	20	
Chloromethane	ug/L	<2.2	50	50	40.9	41.2	82	82	17-149	1	20	
cis-1,2-Dichloroethene	ug/L	<0.27	50	50	51.6	51.5	103	103	70-130	0	20	
cis-1,3-Dichloropropene	ug/L	<3.6	50	50	58.8	57.4	118	115	70-130	2	20	
Cyclohexane	ug/L	<1.3	50	50	56.3	55.6	113	111	50-150	1	20	
Dibromochloromethane	ug/L	<2.6	50	50	51.8	50.7	104	101	70-130	2	20	
Dichlorodifluoromethane	ug/L	<0.50	50	50	41.2	40.2	82	80	22-158	2	20	
Ethylbenzene	ug/L	<0.32	50	50	56.5	56.8	113	114	80-123	1	20	
Isopropylbenzene (Cumene)	ug/L	<1.7	50	50	55.7	55.4	111	111	70-130	0	20	
m&p-Xylene	ug/L	<0.47	100	100	111	112	111	112	70-130	1	20	
Methyl-tert-butyl ether	ug/L	<1.2	50	50	50.0	49.5	100	99	66-130	1	20	
Methylcyclohexane	ug/L	<0.87	50	50	61.5	61.1	123	122	50-150	1	20	
Methylene Chloride	ug/L	<0.58	50	50	49.6	48.8	99	98	70-130	2	20	
o-Xylene	ug/L	<0.26	50	50	53.6	55.6	107	111	70-130	4	20	
Styrene	ug/L	<3.0	50	50	56.2	56.6	112	113	70-130	1	20	
Tetrachloroethene	ug/L	<0.33	50	50	57.4	56.6	115	113	70-130	1	20	
Toluene	ug/L	<0.27	50	50	54.8	55.8	110	112	80-121	2	20	
trans-1,2-Dichloroethene	ug/L	<0.46	50	50	50.7	50.1	101	100	70-134	1	20	
trans-1,3-Dichloropropene	ug/L	<4.4	50	50	57.4	57.6	115	115	58-130	0	20	
Trichloroethene	ug/L	<0.26	50	50	58.4	59.8	117	120	70-130	2	20	
Trichlorofluoromethane	ug/L	<0.21	50	50	55.2	54.7	110	109	82-151	1	20	
Vinyl chloride	ug/L	<0.17	50	50	46.9	47.1	94	94	61-143	1	20	
4-Bromofluorobenzene (S)	%						105	106	70-130			
Dibromofluoromethane (S)	%						100	100	70-130			
Toluene-d8 (S)	%						104	103	70-130			

Results presented on this page are in the units indicated by the "Units" column except where an alternate unit is presented to the right of the result.

REPORT OF LABORATORY ANALYSIS

This report shall not be reproduced, except in full,
without the written consent of Pace Analytical Services, LLC.

QUALIFIERS

Project: 31401967.705-01.00 L13 MP 312

Pace Project No.: 40224376

DEFINITIONS

DF - Dilution Factor, if reported, represents the factor applied to the reported data due to dilution of the sample aliquot.

ND - Not Detected at or above LOD.

J - Estimated concentration at or above the LOD and below the LOQ.

LOD - Limit of Detection adjusted for dilution factor, percent moisture, initial weight and final volume.

LOQ - Limit of Quantitation adjusted for dilution factor, percent moisture, initial weight and final volume.

S - Surrogate

1,2-Diphenylhydrazine decomposes to and cannot be separated from Azobenzene using Method 8270. The result for each analyte is a combined concentration.

Consistent with EPA guidelines, unrounded data are displayed and have been used to calculate % recovery and RPD values.

LCS(D) - Laboratory Control Sample (Duplicate)

MS(D) - Matrix Spike (Duplicate)

DUP - Sample Duplicate

RPD - Relative Percent Difference

NC - Not Calculable.

SG - Silica Gel - Clean-Up

U - Indicates the compound was analyzed for, but not detected at or above the adjusted LOD.

N-Nitrosodiphenylamine decomposes and cannot be separated from Diphenylamine using Method 8270. The result reported for each analyte is a combined concentration.

Pace Analytical is TNI accredited. Contact your Pace PM for the current list of accredited analytes.

TNI - The NELAC Institute.

WORKORDER QUALIFIERS

WO: 40224376

[1] Mass spectral library search was performed on this sample. Tentatively Identified Compounds (TIC's) were not present.

REPORT OF LABORATORY ANALYSIS

This report shall not be reproduced, except in full,
without the written consent of Pace Analytical Services, LLC.

QUALITY CONTROL DATA CROSS REFERENCE TABLE

Project: 31401967.705-01.00 L13 MP 312

Pace Project No.: 40224376

Lab ID	Sample ID	QC Batch Method	QC Batch	Analytical Method	Analytical Batch
40224376001	2021.04.01_BERNDT_POTABLE	EPA 8260	381438		

REPORT OF LABORATORY ANALYSIS

This report shall not be reproduced, except in full,
without the written consent of Pace Analytical Services, LLC.

CHAIN-OF-CUSTODY RECORD

40224376

WSP Office Address 5957 McKee Road, Suite 7, Madison, WI 53719				Requested Analyses & Preservatives										No.	11511			
Project Name L13 MP 312 Valve Site		WSP Contact Name Tim Huff		Number of Containers 3	VOCs (EPA Method 8260) - 48 Hr TAT	GRO (WI Modified) - 10-day TAT	butane, ethane, isobutane, propane (RSK-175) 10-day TAT										Laboratory Name & Location Pace Analytical - Green Bay, WI	
Project Location Ft Atkinson, WI		WSP Contact E-mail tim.huff@wsp.com															Laboratory Project Manager Dan Milewsky	
Project Number & Task 31401967.705 - 01.00		WSP Contact Phone 571-217-6759															Requested Turn-Around-Time <input checked="" type="checkbox"/> Standard <input type="checkbox"/> 24 HR <input checked="" type="checkbox"/> 48 HR <input type="checkbox"/> 72 HR <input type="checkbox"/> _____ HR	
Sampler(s) Name(s) Cal Johnson		Sampler(s) Signature(s) 		Requested Deliverable <input checked="" type="checkbox"/> Level II <input type="checkbox"/> ERIMS EDD <input type="checkbox"/> Level III <input checked="" type="checkbox"/> GISKEY EDD <input type="checkbox"/> Level IV <input type="checkbox"/> EQUIS EDD													Sample Comments	
Sample Identification	Matrix	Collection Start*		Collection Stop*		Number of Containers	VOCs (EPA Method 8260) - 48 Hr TAT	GRO (WI Modified) - 10-day TAT	butane, ethane, isobutane, propane (RSK-175) 10-day TAT									Sample Comments
		Date	Time	Date	Time													
2021.04.01_Berndt_Potable Well	AQ	4/1/21	1448	-	-	3	X											Berndt 001
Relinquished By (Signature) 	Date 4/1/21	Time 1800	Received By (Signature)			Date	Time	Shipment Method Fed Ex		Tracking Number(s) gescur ML4-2-21								
Relinquished By (Signature) FedEx Express	Date 4-7-21	Time 0630	Received By (Signature) Modeling Mobile Lab			Date 4-7-21	Time 0630	Number of Packages 3		Custody Seal Number(s) _____								

*Use stop time/date for composite and/or air samples; use only start time/date for all other samples. Matrix: AQ = Aqueous, S = Soil, SE = Sediment, A = Air, W = Wipe, B = Bulk, O = Other (detail in comments) Page 13 of 15

Client Name: WSP

Sample Preservation Receipt Form

Project # 10224376

Pace Analytical Services, LLC
1241 Bellevue Street, Suite 9
Green Bay, WI 54302

All containers needing preservation have been checked and noted below: Yes No N/A

Lab Lot# of pH paper: _____ Lab Std #ID of preservation (if pH adjusted): _____

Initial when completed: _____

Date/Time: _____

Pace Lab #	Glass			Plastic			Vials			Jars			General		VOA Vials (>6mm) *			Volume (mL)																
	AG1U	BG1U	AG1H	AG4S	AG4U	AG5U	AG2S	BG3U	BP1U	BP3U	BP3B	BP3N	BP3S	VG9A	DG9T	VG9U	VG9H		VG9M	VG9D	JGFU	JG9U	WGFU	WPFU	SP5T	ZPLC	GN	H2SO4 pH ≤2	NaOH+Zn Act pH ≥9	NaOH pH ≥12	HNO3 pH ≤2	pH after adjusted		
001																																	2.5/5/10	
002																																		2.5/5/10
003																																		2.5/5/10
004																																		2.5/5/10
005																																		2.5/5/10
006																																		2.5/5/10
007																																		2.5/5/10
008																																		2.5/5/10
009																																		2.5/5/10
010																																		2.5/5/10
011																																		2.5/5/10
012																																		2.5/5/10
013																																		2.5/5/10
014																																		2.5/5/10
015																																		2.5/5/10
016																																		2.5/5/10
017																																		2.5/5/10
018																																		2.5/5/10
019																																		2.5/5/10
020																																		2.5/5/10


WSP
11-2-21

3

Exceptions to preservation check: VOA, California, TOC, TOX, TOH, O&G, WI DRQ, Phenolics, Other: _____

Headspace in VOA Vials (>6mm) : Yes No N/A *If yes look in headspace column

AG1U	1 liter amber glass	BP1U	1 liter plastic unpres	VG9A	40 mL clear ascorbic	JGFU	4 oz amber jar unpres
BG1U	1 liter clear glass	BP3U	250 mL plastic unpres	DG9T	40 mL amber Na Thio	JG9U	9 oz amber jar unpres
AG1H	1 liter amber glass HCL	BP3B	250 mL plastic NaOH	VG9U	40 mL clear vial unpres	WGFU	4 oz clear jar unpres
AG4S	125 mL amber glass H2SO4	BP3N	250 mL plastic HNO3	VG9H	40 mL clear vial HCL	WPFU	4 oz plastic jar unpres
AG4U	120 mL amber glass unpres	BP3S	250 mL plastic H2SO4	VG9M	40 mL clear vial MeOH	SP5T	120 mL plastic Na Thiosulfate
AG5U	100 mL amber glass unpres			VG9D	40 mL clear vial DI	ZPLC	ziploc bag
AG2S	500 mL amber glass H2SO4					GN	
BG3U	250 mL clear glass unpres						


 1241 Bellevue Street, Green Bay, WI 54302	Document Name: Sample Condition Upon Receipt (SCUR)	Document Revised: 26Mar2020
	Document No.: ENV-FRM-GBAY-0014-Rev.00	Author: Pace Green Bay Quality Office

Sample Condition Upon Receipt Form (SCUR)

Project #:

Client Name: WSP

WO# : 40224376



40224376

Courier: CS Logistics Fed Ex Speedee UPS Waltco
 Client Pace Other: _____

Tracking #: 7854 9631 3539 - Mstr #

Custody Seal on Cooler/Box Present: yes no Seals intact: yes no

Custody Seal on Samples Present: yes no Seals intact: yes no

Packing Material: Bubble Wrap Bubble Bags None Other

Thermometer Used SR - 99 Type of Ice: Wet Blue Dry None Samples on ice, cooling process has begun

Cooler Temperature Uncorr: 10/2.0/1 / Corr: 10/2.0/0.5

Temp Blank Present: yes no ^{0.5} Biological Tissue is Frozen: yes no

Person examining contents: Date: <u>4-2-21</u> / Initials: <u>MLR</u> Labeled By Initials: <u>SKU</u>

Temp should be above freezing to 6°C.
 Biota Samples may be received at ≤ 0°C if shipped on Dry Ice.

Chain of Custody Present:	<input checked="" type="checkbox"/> Yes <input type="checkbox"/> No <input type="checkbox"/> N/A	1.
Chain of Custody Filled Out:	<input checked="" type="checkbox"/> Yes <input type="checkbox"/> No <input type="checkbox"/> N/A	2.
Chain of Custody Relinquished:	<input checked="" type="checkbox"/> Yes <input type="checkbox"/> No <input type="checkbox"/> N/A	3.
Sampler Name & Signature on COC:	<input checked="" type="checkbox"/> Yes <input type="checkbox"/> No <input type="checkbox"/> N/A	4.
Samples Arrived within Hold Time:	<input checked="" type="checkbox"/> Yes <input type="checkbox"/> No	5.
- VOA Samples frozen upon receipt	<input type="checkbox"/> Yes <input type="checkbox"/> No	Date/Time:
Short Hold Time Analysis (<72hr):	<input type="checkbox"/> Yes <input checked="" type="checkbox"/> No	6.
Rush Turn Around Time Requested:	<input checked="" type="checkbox"/> Yes <input type="checkbox"/> No	7.
Sufficient Volume:		8.
For Analysis: <input checked="" type="checkbox"/> Yes <input type="checkbox"/> No MS/MSD: <input type="checkbox"/> Yes <input checked="" type="checkbox"/> No <input type="checkbox"/> N/A		
Correct Containers Used:	<input checked="" type="checkbox"/> Yes <input type="checkbox"/> No	9.
-Pace Containers Used:	<input checked="" type="checkbox"/> Yes <input type="checkbox"/> No <input type="checkbox"/> N/A	
-Pace IR Containers Used:	<input type="checkbox"/> Yes <input type="checkbox"/> No <input checked="" type="checkbox"/> N/A	
Containers Intact:	<input checked="" type="checkbox"/> Yes <input type="checkbox"/> No	10.
Filtered volume received for Dissolved tests	<input type="checkbox"/> Yes <input type="checkbox"/> No <input checked="" type="checkbox"/> N/A	11.
Sample Labels match COC:	<input checked="" type="checkbox"/> Yes <input type="checkbox"/> No <input type="checkbox"/> N/A	12.
-Includes date/time/ID/Analysis Matrix: <u>W</u>		
Trip Blank Present:	<input type="checkbox"/> Yes <input checked="" type="checkbox"/> No <input type="checkbox"/> N/A	13.
Trip Blank Custody Seals Present	<input type="checkbox"/> Yes <input type="checkbox"/> No <input checked="" type="checkbox"/> N/A	
Pace Trip Blank Lot # (if purchased):		

Client Notification/ Resolution: _____ If checked, see attached form for additional comments
 Person Contacted: _____ Date/Time: _____
 Comments/ Resolution: _____

PM Review is documented electronically in LIMs. By releasing the project, the PM acknowledges they have reviewed the sample logir

April 06, 2021

Timothy Huff
WSP USA
211 North Broadway
Saint Louis, MO 63102

RE: Project: 31401967.705-01.00 L13 MP 312
Pace Project No.: 40224377

Dear Timothy Huff:

Enclosed are the analytical results for sample(s) received by the laboratory on April 02, 2021. The results relate only to the samples included in this report. Results reported herein conform to the applicable TNI/NELAC Standards and the laboratory's Quality Manual, where applicable, unless otherwise noted in the body of the report.

The test results provided in this final report were generated by each of the following laboratories within the Pace Network:

- Pace Analytical Services - Green Bay

If you have any questions concerning this report, please feel free to contact me.

Sincerely,



Dan Milewsky
dan.milewsky@pacelabs.com
(920)469-2436
Project Manager

Enclosures

cc: Cal Johnson, WSP USA - MADISON
Brian Kimpel, WSP USA



REPORT OF LABORATORY ANALYSIS

This report shall not be reproduced, except in full,
without the written consent of Pace Analytical Services, LLC.

CERTIFICATIONS

Project: 31401967.705-01.00 L13 MP 312

Pace Project No.: 40224377

Pace Analytical Services Green Bay

1241 Bellevue Street, Green Bay, WI 54302

Florida/NELAP Certification #: E87948

Illinois Certification #: 200050

Kentucky UST Certification #: 82

Louisiana Certification #: 04168

Minnesota Certification #: 055-999-334

New York Certification #: 12064

North Dakota Certification #: R-150

Virginia VELAP ID: 460263

South Carolina Certification #: 83006001

Texas Certification #: T104704529-14-1

Wisconsin Certification #: 405132750

Wisconsin DATCP Certification #: 105-444

USDA Soil Permit #: P330-16-00157

Federal Fish & Wildlife Permit #: LE51774A-0

REPORT OF LABORATORY ANALYSIS

This report shall not be reproduced, except in full,
without the written consent of Pace Analytical Services, LLC.

SAMPLE SUMMARY

Project: 31401967.705-01.00 L13 MP 312

Pace Project No.: 40224377

Lab ID	Sample ID	Matrix	Date Collected	Date Received
40224377001	2021.04.01_GEHRKE_POTABLE	Water	04/01/21 15:25	04/02/21 08:20

REPORT OF LABORATORY ANALYSIS

This report shall not be reproduced, except in full,
without the written consent of Pace Analytical Services, LLC.

SAMPLE ANALYTE COUNT

Project: 31401967.705-01.00 L13 MP 312

Pace Project No.: 40224377

Lab ID	Sample ID	Method	Analysts	Analytes Reported
40224377001	2021.04.01_GEHRKE_POTABLE	EPA 8260	HNW	68

PASI-G = Pace Analytical Services - Green Bay

REPORT OF LABORATORY ANALYSIS

This report shall not be reproduced, except in full,
without the written consent of Pace Analytical Services, LLC.

ANALYTICAL RESULTS

Project: 31401967.705-01.00 L13 MP 312

Pace Project No.: 40224377

Sample: 2021.04.01_GEHRKE_POT ABLE **Lab ID:** 40224377001 Collected: 04/01/21 15:25 Received: 04/02/21 08:20 Matrix: Water

Parameters	Results	Units	LOQ	LOD	DF	Prepared	Analyzed	CAS No.	Qual
8260 MSV Oxygenates		Analytical Method: EPA 8260 Pace Analytical Services - Green Bay							
1,1,1,2-Tetrachloroethane	<0.27	ug/L	1.0	0.27	1		04/05/21 12:41	630-20-6	
1,1,1-Trichloroethane	<0.24	ug/L	1.0	0.24	1		04/05/21 12:41	71-55-6	
1,1,2,2-Tetrachloroethane	<0.28	ug/L	1.0	0.28	1		04/05/21 12:41	79-34-5	
1,1,2-Trichloroethane	<0.55	ug/L	5.0	0.55	1		04/05/21 12:41	79-00-5	
1,1-Dichloroethane	<0.27	ug/L	1.0	0.27	1		04/05/21 12:41	75-34-3	
1,1-Dichloroethene	<0.24	ug/L	1.0	0.24	1		04/05/21 12:41	75-35-4	
1,1-Dichloropropene	<0.54	ug/L	1.8	0.54	1		04/05/21 12:41	563-58-6	
1,2,3-Trichlorobenzene	<2.2	ug/L	7.4	2.2	1		04/05/21 12:41	87-61-6	
1,2,3-Trichloropropane	<0.59	ug/L	5.0	0.59	1		04/05/21 12:41	96-18-4	
1,2,4-Trichlorobenzene	<0.95	ug/L	5.0	0.95	1		04/05/21 12:41	120-82-1	
1,2,4-Trimethylbenzene	<0.84	ug/L	2.8	0.84	1		04/05/21 12:41	95-63-6	
1,2-Dibromo-3-chloropropane	<1.8	ug/L	5.9	1.8	1		04/05/21 12:41	96-12-8	
1,2-Dibromoethane (EDB)	<0.83	ug/L	2.8	0.83	1		04/05/21 12:41	106-93-4	
1,2-Dichlorobenzene	<0.71	ug/L	2.4	0.71	1		04/05/21 12:41	95-50-1	
1,2-Dichloroethane	<0.28	ug/L	1.0	0.28	1		04/05/21 12:41	107-06-2	
1,2-Dichloropropane	<0.28	ug/L	1.0	0.28	1		04/05/21 12:41	78-87-5	
1,3,5-Trimethylbenzene	<0.87	ug/L	2.9	0.87	1		04/05/21 12:41	108-67-8	
1,3-Dichlorobenzene	<0.63	ug/L	2.1	0.63	1		04/05/21 12:41	541-73-1	
1,3-Dichloropropane	<0.83	ug/L	2.8	0.83	1		04/05/21 12:41	142-28-9	
1,4-Dichlorobenzene	<0.94	ug/L	3.1	0.94	1		04/05/21 12:41	106-46-7	
2,2-Dichloropropane	<2.3	ug/L	7.6	2.3	1		04/05/21 12:41	594-20-7	
2-Chlorotoluene	<0.93	ug/L	5.0	0.93	1		04/05/21 12:41	95-49-8	
4-Chlorotoluene	<0.76	ug/L	2.5	0.76	1		04/05/21 12:41	106-43-4	
Benzene	<0.25	ug/L	1.0	0.25	1		04/05/21 12:41	71-43-2	
Bromobenzene	<0.24	ug/L	1.0	0.24	1		04/05/21 12:41	108-86-1	
Bromochloromethane	<0.36	ug/L	5.0	0.36	1		04/05/21 12:41	74-97-5	
Bromodichloromethane	<0.36	ug/L	1.2	0.36	1		04/05/21 12:41	75-27-4	
Bromoform	<4.0	ug/L	13.2	4.0	1		04/05/21 12:41	75-25-2	
Bromomethane	<0.97	ug/L	5.0	0.97	1		04/05/21 12:41	74-83-9	
Carbon tetrachloride	<1.1	ug/L	3.6	1.1	1		04/05/21 12:41	56-23-5	
Chlorobenzene	<0.71	ug/L	2.4	0.71	1		04/05/21 12:41	108-90-7	
Chloroethane	<1.3	ug/L	5.0	1.3	1		04/05/21 12:41	75-00-3	
Chloroform	<1.3	ug/L	5.0	1.3	1		04/05/21 12:41	67-66-3	
Chloromethane	<2.2	ug/L	7.3	2.2	1		04/05/21 12:41	74-87-3	
Cyclohexane	<1.3	ug/L	5.0	1.3	1		04/05/21 12:41	110-82-7	
Dibromochloromethane	<2.6	ug/L	8.7	2.6	1		04/05/21 12:41	124-48-1	
Dibromomethane	<0.94	ug/L	3.1	0.94	1		04/05/21 12:41	74-95-3	
Dichlorodifluoromethane	<0.50	ug/L	5.0	0.50	1		04/05/21 12:41	75-71-8	
Diisopropyl ether	<1.9	ug/L	6.3	1.9	1		04/05/21 12:41	108-20-3	
Ethylbenzene	<0.32	ug/L	1.1	0.32	1		04/05/21 12:41	100-41-4	
Hexachloro-1,3-butadiene	<1.5	ug/L	4.9	1.5	1		04/05/21 12:41	87-68-3	
Isopropylbenzene (Cumene)	<1.7	ug/L	5.6	1.7	1		04/05/21 12:41	98-82-8	
Methyl-tert-butyl ether	<1.2	ug/L	4.2	1.2	1		04/05/21 12:41	1634-04-4	
Methylcyclohexane	<0.87	ug/L	5.0	0.87	1		04/05/21 12:41	108-87-2	

REPORT OF LABORATORY ANALYSIS

This report shall not be reproduced, except in full,
without the written consent of Pace Analytical Services, LLC.

ANALYTICAL RESULTS

Project: 31401967.705-01.00 L13 MP 312

Pace Project No.: 40224377

Sample: 2021.04.01_GEHRKE_POT **Lab ID:** 40224377001 **Collected:** 04/01/21 15:25 **Received:** 04/02/21 08:20 **Matrix:** Water
ABLE

Parameters	Results	Units	LOQ	LOD	DF	Prepared	Analyzed	CAS No.	Qual
8260 MSV Oxygenates		Analytical Method: EPA 8260 Pace Analytical Services - Green Bay							
Methylene Chloride	<0.58	ug/L	5.0	0.58	1		04/05/21 12:41	75-09-2	
Naphthalene	<1.2	ug/L	5.0	1.2	1		04/05/21 12:41	91-20-3	
Styrene	<3.0	ug/L	10.0	3.0	1		04/05/21 12:41	100-42-5	
Tetrachloroethene	<0.33	ug/L	1.1	0.33	1		04/05/21 12:41	127-18-4	
Toluene	<0.27	ug/L	1.0	0.27	1		04/05/21 12:41	108-88-3	
Trichloroethene	<0.26	ug/L	1.0	0.26	1		04/05/21 12:41	79-01-6	
Trichlorofluoromethane	<0.21	ug/L	1.0	0.21	1		04/05/21 12:41	75-69-4	
Vinyl chloride	<0.17	ug/L	1.0	0.17	1		04/05/21 12:41	75-01-4	
cis-1,2-Dichloroethene	<0.27	ug/L	1.0	0.27	1		04/05/21 12:41	156-59-2	
cis-1,3-Dichloropropene	<3.6	ug/L	12.1	3.6	1		04/05/21 12:41	10061-01-5	
m&p-Xylene	<0.47	ug/L	2.0	0.47	1		04/05/21 12:41	179601-23-1	
n-Butylbenzene	<0.71	ug/L	2.4	0.71	1		04/05/21 12:41	104-51-8	
n-Heptane	<2.0	ug/L	6.7	2.0	1		04/05/21 12:41	142-82-5	
n-Hexane	<1.7	ug/L	5.7	1.7	1		04/05/21 12:41	110-54-3	
n-Propylbenzene	<0.81	ug/L	5.0	0.81	1		04/05/21 12:41	103-65-1	
o-Xylene	<0.26	ug/L	1.0	0.26	1		04/05/21 12:41	95-47-6	
p-Isopropyltoluene	<0.80	ug/L	2.7	0.80	1		04/05/21 12:41	99-87-6	
sec-Butylbenzene	<0.85	ug/L	5.0	0.85	1		04/05/21 12:41	135-98-8	
tert-Butylbenzene	<0.30	ug/L	1.0	0.30	1		04/05/21 12:41	98-06-6	
trans-1,2-Dichloroethene	<0.46	ug/L	1.5	0.46	1		04/05/21 12:41	156-60-5	
trans-1,3-Dichloropropene	<4.4	ug/L	14.6	4.4	1		04/05/21 12:41	10061-02-6	
Surrogates									
Dibromofluoromethane (S)	101	%	70-130		1		04/05/21 12:41	1868-53-7	
Toluene-d8 (S)	102	%	70-130		1		04/05/21 12:41	2037-26-5	
4-Bromofluorobenzene (S)	103	%	70-130		1		04/05/21 12:41	460-00-4	

REPORT OF LABORATORY ANALYSIS

This report shall not be reproduced, except in full,
without the written consent of Pace Analytical Services, LLC.

QUALITY CONTROL DATA

Project: 31401967.705-01.00 L13 MP 312
Pace Project No.: 40224377

QC Batch: 381438 Analysis Method: EPA 8260
QC Batch Method: EPA 8260 Analysis Description: 8260 MSV Oxygenates
Laboratory: Pace Analytical Services - Green Bay

Associated Lab Samples: 40224377001

METHOD BLANK: 2200299 Matrix: Water
Associated Lab Samples: 40224377001

Parameter	Units	Blank Result	Reporting Limit	Analyzed	Qualifiers
1,1,1,2-Tetrachloroethane	ug/L	<0.27	1.0	04/05/21 08:46	
1,1,1-Trichloroethane	ug/L	<0.24	1.0	04/05/21 08:46	
1,1,2,2-Tetrachloroethane	ug/L	<0.28	1.0	04/05/21 08:46	
1,1,2-Trichloroethane	ug/L	<0.55	5.0	04/05/21 08:46	
1,1-Dichloroethane	ug/L	<0.27	1.0	04/05/21 08:46	
1,1-Dichloroethene	ug/L	<0.24	1.0	04/05/21 08:46	
1,1-Dichloropropene	ug/L	<0.54	1.8	04/05/21 08:46	
1,2,3-Trichlorobenzene	ug/L	<2.2	7.4	04/05/21 08:46	
1,2,3-Trichloropropane	ug/L	<0.59	5.0	04/05/21 08:46	
1,2,4-Trichlorobenzene	ug/L	<0.95	5.0	04/05/21 08:46	
1,2,4-Trimethylbenzene	ug/L	<0.84	2.8	04/05/21 08:46	
1,2-Dibromo-3-chloropropane	ug/L	<1.8	5.9	04/05/21 08:46	
1,2-Dibromoethane (EDB)	ug/L	<0.83	2.8	04/05/21 08:46	
1,2-Dichlorobenzene	ug/L	<0.71	2.4	04/05/21 08:46	
1,2-Dichloroethane	ug/L	<0.28	1.0	04/05/21 08:46	
1,2-Dichloropropane	ug/L	<0.28	1.0	04/05/21 08:46	
1,3,5-Trimethylbenzene	ug/L	<0.87	2.9	04/05/21 08:46	
1,3-Dichlorobenzene	ug/L	<0.63	2.1	04/05/21 08:46	
1,3-Dichloropropane	ug/L	<0.83	2.8	04/05/21 08:46	
1,4-Dichlorobenzene	ug/L	<0.94	3.1	04/05/21 08:46	
2,2-Dichloropropane	ug/L	<2.3	7.6	04/05/21 08:46	
2-Chlorotoluene	ug/L	<0.93	5.0	04/05/21 08:46	
4-Chlorotoluene	ug/L	<0.76	2.5	04/05/21 08:46	
Benzene	ug/L	<0.25	1.0	04/05/21 08:46	
Bromobenzene	ug/L	<0.24	1.0	04/05/21 08:46	
Bromochloromethane	ug/L	<0.36	5.0	04/05/21 08:46	
Bromodichloromethane	ug/L	<0.36	1.2	04/05/21 08:46	
Bromoform	ug/L	<4.0	13.2	04/05/21 08:46	
Bromomethane	ug/L	<0.97	5.0	04/05/21 08:46	
Carbon tetrachloride	ug/L	<1.1	3.6	04/05/21 08:46	
Chlorobenzene	ug/L	<0.71	2.4	04/05/21 08:46	
Chloroethane	ug/L	<1.3	5.0	04/05/21 08:46	
Chloroform	ug/L	<1.3	5.0	04/05/21 08:46	
Chloromethane	ug/L	<2.2	7.3	04/05/21 08:46	
cis-1,2-Dichloroethene	ug/L	<0.27	1.0	04/05/21 08:46	
cis-1,3-Dichloropropene	ug/L	<3.6	12.1	04/05/21 08:46	
Cyclohexane	ug/L	<1.3	5.0	04/05/21 08:46	
Dibromochloromethane	ug/L	<2.6	8.7	04/05/21 08:46	
Dibromomethane	ug/L	<0.94	3.1	04/05/21 08:46	
Dichlorodifluoromethane	ug/L	<0.50	5.0	04/05/21 08:46	

Results presented on this page are in the units indicated by the "Units" column except where an alternate unit is presented to the right of the result.

REPORT OF LABORATORY ANALYSIS

This report shall not be reproduced, except in full,
without the written consent of Pace Analytical Services, LLC.

QUALITY CONTROL DATA

Project: 31401967.705-01.00 L13 MP 312

Pace Project No.: 40224377

METHOD BLANK: 2200299

Matrix: Water

Associated Lab Samples: 40224377001

Parameter	Units	Blank Result	Reporting Limit	Analyzed	Qualifiers
Diisopropyl ether	ug/L	<1.9	6.3	04/05/21 08:46	
Ethylbenzene	ug/L	<0.32	1.1	04/05/21 08:46	
Hexachloro-1,3-butadiene	ug/L	<1.5	4.9	04/05/21 08:46	
Isopropylbenzene (Cumene)	ug/L	<1.7	5.6	04/05/21 08:46	
m&p-Xylene	ug/L	<0.47	2.0	04/05/21 08:46	
Methyl-tert-butyl ether	ug/L	<1.2	4.2	04/05/21 08:46	
Methylcyclohexane	ug/L	<0.87	5.0	04/05/21 08:46	
Methylene Chloride	ug/L	<0.58	5.0	04/05/21 08:46	
n-Butylbenzene	ug/L	<0.71	2.4	04/05/21 08:46	
n-Heptane	ug/L	<2.0	6.7	04/05/21 08:46	
n-Hexane	ug/L	<1.7	5.7	04/05/21 08:46	
n-Propylbenzene	ug/L	<0.81	5.0	04/05/21 08:46	
Naphthalene	ug/L	<1.2	5.0	04/05/21 08:46	
o-Xylene	ug/L	<0.26	1.0	04/05/21 08:46	
p-Isopropyltoluene	ug/L	<0.80	2.7	04/05/21 08:46	
sec-Butylbenzene	ug/L	<0.85	5.0	04/05/21 08:46	
Styrene	ug/L	<3.0	10.0	04/05/21 08:46	
tert-Butylbenzene	ug/L	<0.30	1.0	04/05/21 08:46	
Tetrachloroethene	ug/L	<0.33	1.1	04/05/21 08:46	
Toluene	ug/L	<0.27	1.0	04/05/21 08:46	
trans-1,2-Dichloroethene	ug/L	<0.46	1.5	04/05/21 08:46	
trans-1,3-Dichloropropene	ug/L	<4.4	14.6	04/05/21 08:46	
Trichloroethene	ug/L	<0.26	1.0	04/05/21 08:46	
Trichlorofluoromethane	ug/L	<0.21	1.0	04/05/21 08:46	
Vinyl chloride	ug/L	<0.17	1.0	04/05/21 08:46	
4-Bromofluorobenzene (S)	%	102	70-130	04/05/21 08:46	
Dibromofluoromethane (S)	%	97	70-130	04/05/21 08:46	
Toluene-d8 (S)	%	103	70-130	04/05/21 08:46	

LABORATORY CONTROL SAMPLE: 2200300

Parameter	Units	Spike Conc.	LCS Result	LCS % Rec	% Rec Limits	Qualifiers
1,1,1-Trichloroethane	ug/L	50	49.8	100	70-130	
1,1,1,2-Tetrachloroethane	ug/L	50	45.1	90	66-130	
1,1,2-Trichloroethane	ug/L	50	50.6	101	70-130	
1,1-Dichloroethane	ug/L	50	49.2	98	68-132	
1,1-Dichloroethene	ug/L	50	45.6	91	85-126	
1,2,4-Trichlorobenzene	ug/L	50	49.5	99	70-130	
1,2-Dibromo-3-chloropropane	ug/L	50	44.0	88	51-126	
1,2-Dibromoethane (EDB)	ug/L	50	48.7	97	70-130	
1,2-Dichlorobenzene	ug/L	50	49.5	99	70-130	
1,2-Dichloroethane	ug/L	50	48.3	97	70-130	
1,2-Dichloropropane	ug/L	50	51.7	103	78-125	
1,3-Dichlorobenzene	ug/L	50	50.5	101	70-130	

Results presented on this page are in the units indicated by the "Units" column except where an alternate unit is presented to the right of the result.

REPORT OF LABORATORY ANALYSIS

This report shall not be reproduced, except in full,
without the written consent of Pace Analytical Services, LLC.

QUALITY CONTROL DATA

Project: 31401967.705-01.00 L13 MP 312
Pace Project No.: 40224377

LABORATORY CONTROL SAMPLE: 2200300

Parameter	Units	Spike Conc.	LCS Result	LCS % Rec	% Rec Limits	Qualifiers
1,4-Dichlorobenzene	ug/L	50	49.6	99	70-130	
Benzene	ug/L	50	46.7	93	70-132	
Bromodichloromethane	ug/L	50	52.8	106	70-130	
Bromoform	ug/L	50	50.8	102	65-130	
Bromomethane	ug/L	50	37.0	74	44-128	
Carbon tetrachloride	ug/L	50	53.8	108	70-130	
Chlorobenzene	ug/L	50	52.6	105	70-130	
Chloroethane	ug/L	50	44.9	90	73-137	
Chloroform	ug/L	50	49.5	99	80-122	
Chloromethane	ug/L	50	36.5	73	27-148	
cis-1,2-Dichloroethene	ug/L	50	47.0	94	70-130	
cis-1,3-Dichloropropene	ug/L	50	53.9	108	70-130	
Cyclohexane	ug/L	50	51.2	102	50-150	
Dibromochloromethane	ug/L	50	47.3	95	70-130	
Dichlorodifluoromethane	ug/L	50	38.3	77	22-151	
Ethylbenzene	ug/L	50	52.4	105	80-123	
Isopropylbenzene (Cumene)	ug/L	50	51.7	103	70-130	
m&p-Xylene	ug/L	100	103	103	70-130	
Methyl-tert-butyl ether	ug/L	50	45.5	91	66-130	
Methylcyclohexane	ug/L	50	58.1	116	50-150	
Methylene Chloride	ug/L	50	44.0	88	70-130	
o-Xylene	ug/L	50	50.2	100	70-130	
Styrene	ug/L	50	52.4	105	70-130	
Tetrachloroethene	ug/L	50	54.3	109	70-130	
Toluene	ug/L	50	50.4	101	80-121	
trans-1,2-Dichloroethene	ug/L	50	45.9	92	70-130	
trans-1,3-Dichloropropene	ug/L	50	53.1	106	58-125	
Trichloroethene	ug/L	50	55.8	112	70-130	
Trichlorofluoromethane	ug/L	50	50.4	101	84-148	
Vinyl chloride	ug/L	50	43.7	87	63-142	
4-Bromofluorobenzene (S)	%			106	70-130	
Dibromofluoromethane (S)	%			101	70-130	
Toluene-d8 (S)	%			104	70-130	

MATRIX SPIKE & MATRIX SPIKE DUPLICATE: 2200357 2200358

Parameter	Units	MS		MSD		MS Result	MSD Result	MS % Rec	MSD % Rec	% Rec Limits	RPD	Max RPD	Qual
		40224374001 Result	Spike Conc.	Spike Conc.	Conc.								
1,1,1-Trichloroethane	ug/L	<0.24	50	50	54.7	54.2	109	108	70-130	1	20		
1,1,2,2-Tetrachloroethane	ug/L	<0.28	50	50	50.3	51.0	101	102	66-130	1	20		
1,1,2-Trichloroethane	ug/L	<0.55	50	50	54.7	56.8	109	114	70-130	4	20		
1,1,2-Dichloroethane	ug/L	<0.27	50	50	52.5	52.5	105	105	68-132	0	20		
1,1-Dichloroethene	ug/L	<0.24	50	50	50.2	49.3	100	99	76-132	2	20		
1,2,4-Trichlorobenzene	ug/L	<0.95	50	50	54.7	54.7	109	109	70-130	0	20		

Results presented on this page are in the units indicated by the "Units" column except where an alternate unit is presented to the right of the result.

REPORT OF LABORATORY ANALYSIS

This report shall not be reproduced, except in full,
without the written consent of Pace Analytical Services, LLC.

QUALITY CONTROL DATA

Project: 31401967.705-01.00 L13 MP 312

Pace Project No.: 40224377

Parameter	Units	2200357		2200358		MS Result	MSD Result	MS % Rec	MSD % Rec	% Rec Limits	Max RPD	Qual
		40224374001 Result	MS Spike Conc.	MSD Spike Conc.	MS Result							
1,2-Dibromo-3-chloropropane	ug/L	<1.8	50	50	49.7	46.5	99	93	51-126	7	20	
1,2-Dibromoethane (EDB)	ug/L	<0.83	50	50	53.1	54.3	106	109	70-130	2	20	
1,2-Dichlorobenzene	ug/L	<0.71	50	50	53.5	53.4	107	107	70-130	0	20	
1,2-Dichloroethane	ug/L	<0.28	50	50	53.0	52.7	106	105	70-130	1	20	
1,2-Dichloropropane	ug/L	<0.28	50	50	53.6	54.9	107	110	77-125	2	20	
1,3-Dichlorobenzene	ug/L	<0.63	50	50	54.9	55.5	110	111	70-130	1	20	
1,4-Dichlorobenzene	ug/L	<0.94	50	50	54.3	54.2	109	108	70-130	0	20	
Benzene	ug/L	<0.25	50	50	51.3	51.1	103	102	70-132	0	20	
Bromodichloromethane	ug/L	<0.36	50	50	57.6	57.1	115	114	70-130	1	20	
Bromoform	ug/L	<4.0	50	50	55.8	54.7	112	109	65-130	2	20	
Bromomethane	ug/L	<0.97	50	50	41.1	42.8	82	86	44-128	4	21	
Carbon tetrachloride	ug/L	<1.1	50	50	56.8	57.5	114	115	70-132	1	20	
Chlorobenzene	ug/L	<0.71	50	50	56.0	56.2	112	112	70-130	0	20	
Chloroethane	ug/L	<1.3	50	50	59.1	49.4	118	99	70-137	18	20	
Chloroform	ug/L	<1.3	50	50	53.5	53.3	107	107	80-122	0	20	
Chloromethane	ug/L	<2.2	50	50	40.9	41.2	82	82	17-149	1	20	
cis-1,2-Dichloroethene	ug/L	<0.27	50	50	51.6	51.5	103	103	70-130	0	20	
cis-1,3-Dichloropropene	ug/L	<3.6	50	50	58.8	57.4	118	115	70-130	2	20	
Cyclohexane	ug/L	<1.3	50	50	56.3	55.6	113	111	50-150	1	20	
Dibromochloromethane	ug/L	<2.6	50	50	51.8	50.7	104	101	70-130	2	20	
Dichlorodifluoromethane	ug/L	<0.50	50	50	41.2	40.2	82	80	22-158	2	20	
Ethylbenzene	ug/L	<0.32	50	50	56.5	56.8	113	114	80-123	1	20	
Isopropylbenzene (Cumene)	ug/L	<1.7	50	50	55.7	55.4	111	111	70-130	0	20	
m&p-Xylene	ug/L	<0.47	100	100	111	112	111	112	70-130	1	20	
Methyl-tert-butyl ether	ug/L	<1.2	50	50	50.0	49.5	100	99	66-130	1	20	
Methylcyclohexane	ug/L	<0.87	50	50	61.5	61.1	123	122	50-150	1	20	
Methylene Chloride	ug/L	<0.58	50	50	49.6	48.8	99	98	70-130	2	20	
o-Xylene	ug/L	<0.26	50	50	53.6	55.6	107	111	70-130	4	20	
Styrene	ug/L	<3.0	50	50	56.2	56.6	112	113	70-130	1	20	
Tetrachloroethene	ug/L	<0.33	50	50	57.4	56.6	115	113	70-130	1	20	
Toluene	ug/L	<0.27	50	50	54.8	55.8	110	112	80-121	2	20	
trans-1,2-Dichloroethene	ug/L	<0.46	50	50	50.7	50.1	101	100	70-134	1	20	
trans-1,3-Dichloropropene	ug/L	<4.4	50	50	57.4	57.6	115	115	58-130	0	20	
Trichloroethene	ug/L	<0.26	50	50	58.4	59.8	117	120	70-130	2	20	
Trichlorofluoromethane	ug/L	<0.21	50	50	55.2	54.7	110	109	82-151	1	20	
Vinyl chloride	ug/L	<0.17	50	50	46.9	47.1	94	94	61-143	1	20	
4-Bromofluorobenzene (S)	%						105	106	70-130			
Dibromofluoromethane (S)	%						100	100	70-130			
Toluene-d8 (S)	%						104	103	70-130			

Results presented on this page are in the units indicated by the "Units" column except where an alternate unit is presented to the right of the result.

REPORT OF LABORATORY ANALYSIS

This report shall not be reproduced, except in full,
without the written consent of Pace Analytical Services, LLC.

QUALIFIERS

Project: 31401967.705-01.00 L13 MP 312

Pace Project No.: 40224377

DEFINITIONS

DF - Dilution Factor, if reported, represents the factor applied to the reported data due to dilution of the sample aliquot.

ND - Not Detected at or above LOD.

J - Estimated concentration at or above the LOD and below the LOQ.

LOD - Limit of Detection adjusted for dilution factor, percent moisture, initial weight and final volume.

LOQ - Limit of Quantitation adjusted for dilution factor, percent moisture, initial weight and final volume.

S - Surrogate

1,2-Diphenylhydrazine decomposes to and cannot be separated from Azobenzene using Method 8270. The result for each analyte is a combined concentration.

Consistent with EPA guidelines, unrounded data are displayed and have been used to calculate % recovery and RPD values.

LCS(D) - Laboratory Control Sample (Duplicate)

MS(D) - Matrix Spike (Duplicate)

DUP - Sample Duplicate

RPD - Relative Percent Difference

NC - Not Calculable.

SG - Silica Gel - Clean-Up

U - Indicates the compound was analyzed for, but not detected at or above the adjusted LOD.

N-Nitrosodiphenylamine decomposes and cannot be separated from Diphenylamine using Method 8270. The result reported for each analyte is a combined concentration.

Pace Analytical is TNI accredited. Contact your Pace PM for the current list of accredited analytes.

TNI - The NELAC Institute.

WORKORDER QUALIFIERS

WO: 40224377

[1] Mass spectral library search was performed on this sample. Tentatively Identified Compounds (TIC's) were not present.

REPORT OF LABORATORY ANALYSIS

This report shall not be reproduced, except in full,
without the written consent of Pace Analytical Services, LLC.


QUALITY CONTROL DATA CROSS REFERENCE TABLE

Project: 31401967.705-01.00 L13 MP 312
Pace Project No.: 40224377

Lab ID	Sample ID	QC Batch Method	QC Batch	Analytical Method	Analytical Batch
40224377001	2021.04.01_GEHRKE_POTABLE	EPA 8260	381438		

REPORT OF LABORATORY ANALYSIS

This report shall not be reproduced, except in full,
without the written consent of Pace Analytical Services, LLC.

 1241 Bellevue Street, Green Bay, WI 54302	Document Name: Sample Condition Upon Receipt (SCUR)	Document Revised: 26Mar2020
	Document No.: ENV-FRM-GBAY-0014-Rev.00	Author: Pace Green Bay Quality Office

Sample Condition Upon Receipt Form (SCUR)

Project #:

Client Name: WSP

WO#: 40224377



40224377

Courier: CS Logistics Fed Ex Speedee UPS Walco
 Client Pace Other: _____

Tracking #: 7854 9631 3639 - MSTR#

Custody Seal on Cooler/Box Present: yes no Seals intact: yes no

Custody Seal on Samples Present: yes no Seals intact: yes no

Packing Material: Bubble Wrap Bubble Bags None Other

Thermometer Used SR - 99 Type of Ice: Wet Blue Dry None Samples on ice, cooling process has begun

Cooler Temperature Uncorr: 1.0/2.0 / Corr: 1.0/2.0/0.5

Temp Blank Present: yes no ^{0.5} Biological Tissue is Frozen: yes no

Person examining contents:	
Date: <u>4-2-21</u>	Initials: <u>MLL</u>
Labeled By Initials: <u>SKU</u>	

Temp should be above freezing to 6°C.
 Biota Samples may be received at ≤ 0°C if shipped on Dry Ice.

Chain of Custody Present:	<input checked="" type="checkbox"/> Yes <input type="checkbox"/> No <input type="checkbox"/> N/A	1.
Chain of Custody Filled Out:	<input checked="" type="checkbox"/> Yes <input type="checkbox"/> No <input type="checkbox"/> N/A	2.
Chain of Custody Relinquished:	<input checked="" type="checkbox"/> Yes <input type="checkbox"/> No <input type="checkbox"/> N/A	3.
Sampler Name & Signature on COC:	<input checked="" type="checkbox"/> Yes <input type="checkbox"/> No <input type="checkbox"/> N/A	4.
Samples Arrived within Hold Time:	<input checked="" type="checkbox"/> Yes <input type="checkbox"/> No	5.
- VOA Samples frozen upon receipt	<input type="checkbox"/> Yes <input type="checkbox"/> No	Date/Time:
Short Hold Time Analysis (<72hr):	<input type="checkbox"/> Yes <input checked="" type="checkbox"/> No	6.
Rush Turn Around Time Requested:	<input checked="" type="checkbox"/> Yes <input type="checkbox"/> No	7.
Sufficient Volume:		8.
For Analysis: <input checked="" type="checkbox"/> Yes <input type="checkbox"/> No MS/MSD: <input type="checkbox"/> Yes <input checked="" type="checkbox"/> No <input type="checkbox"/> N/A		
Correct Containers Used:	<input checked="" type="checkbox"/> Yes <input type="checkbox"/> No	9.
-Pace Containers Used:	<input checked="" type="checkbox"/> Yes <input type="checkbox"/> No <input type="checkbox"/> N/A	
-Pace IR Containers Used:	<input type="checkbox"/> Yes <input type="checkbox"/> No <input checked="" type="checkbox"/> N/A	
Containers Intact:	<input checked="" type="checkbox"/> Yes <input type="checkbox"/> No	10.
Filtered volume received for Dissolved tests	<input type="checkbox"/> Yes <input type="checkbox"/> No <input checked="" type="checkbox"/> N/A	11.
Sample Labels match COC:	<input checked="" type="checkbox"/> Yes <input type="checkbox"/> No <input type="checkbox"/> N/A	12.
-Includes date/time/ID/Analysis Matrix: <u>W</u>		
Trip Blank Present:	<input type="checkbox"/> Yes <input checked="" type="checkbox"/> No <input type="checkbox"/> N/A	13.
Trip Blank Custody Seals Present	<input type="checkbox"/> Yes <input type="checkbox"/> No <input checked="" type="checkbox"/> N/A	
Pace Trip Blank Lot # (if purchased):		

Client Notification/ Resolution: _____ If checked, see attached form for additional comments
 Person Contacted: _____ Date/Time: _____
 Comments/ Resolution: _____

PM Review is documented electronically in LIMs. By releasing the project, the PM acknowledges they have reviewed the sample logir

April 06, 2021

Timothy Huff
WSP USA
211 North Broadway
Saint Louis, MO 63102

RE: Project: 31401967.705-01.00 L13 MP 312
Pace Project No.: 40224373

Dear Timothy Huff:


Enclosed are the analytical results for sample(s) received by the laboratory on April 02, 2021. The results relate only to the samples included in this report. Results reported herein conform to the applicable TNI/NELAC Standards and the laboratory's Quality Manual, where applicable, unless otherwise noted in the body of the report.

The test results provided in this final report were generated by each of the following laboratories within the Pace Network:

- Pace Analytical Services - Green Bay

If you have any questions concerning this report, please feel free to contact me.

Sincerely,



Dan Milewsky
dan.milewsky@pacelabs.com
(920)469-2436
Project Manager

Enclosures

cc: Cal Johnson, WSP USA - MADISON
Brian Kimpel, WSP USA



REPORT OF LABORATORY ANALYSIS

This report shall not be reproduced, except in full,
without the written consent of Pace Analytical Services, LLC.

CERTIFICATIONS

Project: 31401967.705-01.00 L13 MP 312

Pace Project No.: 40224373

Pace Analytical Services Green Bay

1241 Bellevue Street, Green Bay, WI 54302

Florida/NELAP Certification #: E87948

Illinois Certification #: 200050

Kentucky UST Certification #: 82

Louisiana Certification #: 04168

Minnesota Certification #: 055-999-334

New York Certification #: 12064

North Dakota Certification #: R-150

Virginia VELAP ID: 460263

South Carolina Certification #: 83006001

Texas Certification #: T104704529-14-1

Wisconsin Certification #: 405132750

Wisconsin DATCP Certification #: 105-444

USDA Soil Permit #: P330-16-00157

Federal Fish & Wildlife Permit #: LE51774A-0

REPORT OF LABORATORY ANALYSIS

This report shall not be reproduced, except in full,
without the written consent of Pace Analytical Services, LLC.

SAMPLE SUMMARY

Project: 31401967.705-01.00 L13 MP 312
Pace Project No.: 40224373

Lab ID	Sample ID	Matrix	Date Collected	Date Received
40224373001	2021.04.01_HARTWIG_POTABLE_A	Water	04/01/21 10:00	04/02/21 08:20

REPORT OF LABORATORY ANALYSIS

This report shall not be reproduced, except in full,
without the written consent of Pace Analytical Services, LLC.

SAMPLE ANALYTE COUNT

Project: 31401967.705-01.00 L13 MP 312
Pace Project No.: 40224373

Lab ID	Sample ID	Method	Analysts	Analytes Reported
40224373001	2021.04.01_HARTWIG_POTABLE_A	EPA 8260	LAP	68

PASI-G = Pace Analytical Services - Green Bay

REPORT OF LABORATORY ANALYSIS

This report shall not be reproduced, except in full,
without the written consent of Pace Analytical Services, LLC.

ANALYTICAL RESULTS

Project: 31401967.705-01.00 L13 MP 312

Pace Project No.: 40224373

Sample: 2021.04.01_HARTWIG_POT **Lab ID:** 40224373001 **Collected:** 04/01/21 10:00 **Received:** 04/02/21 08:20 **Matrix:** Water
ABLE_A

Parameters	Results	Units	LOQ	LOD	DF	Prepared	Analyzed	CAS No.	Qual
8260 MSV Oxygenates		Analytical Method: EPA 8260 Pace Analytical Services - Green Bay							
1,1,1,2-Tetrachloroethane	<0.27	ug/L	1.0	0.27	1		04/05/21 12:25	630-20-6	
1,1,1-Trichloroethane	<0.24	ug/L	1.0	0.24	1		04/05/21 12:25	71-55-6	
1,1,2,2-Tetrachloroethane	<0.28	ug/L	1.0	0.28	1		04/05/21 12:25	79-34-5	
1,1,2-Trichloroethane	<0.55	ug/L	5.0	0.55	1		04/05/21 12:25	79-00-5	
1,1-Dichloroethane	<0.27	ug/L	1.0	0.27	1		04/05/21 12:25	75-34-3	
1,1-Dichloroethene	<0.24	ug/L	1.0	0.24	1		04/05/21 12:25	75-35-4	
1,1-Dichloropropene	<0.54	ug/L	1.8	0.54	1		04/05/21 12:25	563-58-6	
1,2,3-Trichlorobenzene	<2.2	ug/L	7.4	2.2	1		04/05/21 12:25	87-61-6	
1,2,3-Trichloropropane	<0.59	ug/L	5.0	0.59	1		04/05/21 12:25	96-18-4	
1,2,4-Trichlorobenzene	<0.95	ug/L	5.0	0.95	1		04/05/21 12:25	120-82-1	
1,2,4-Trimethylbenzene	<0.84	ug/L	2.8	0.84	1		04/05/21 12:25	95-63-6	
1,2-Dibromo-3-chloropropane	<1.8	ug/L	5.9	1.8	1		04/05/21 12:25	96-12-8	
1,2-Dibromoethane (EDB)	<0.83	ug/L	2.8	0.83	1		04/05/21 12:25	106-93-4	
1,2-Dichlorobenzene	<0.71	ug/L	2.4	0.71	1		04/05/21 12:25	95-50-1	
1,2-Dichloroethane	<0.28	ug/L	1.0	0.28	1		04/05/21 12:25	107-06-2	
1,2-Dichloropropane	<0.28	ug/L	1.0	0.28	1		04/05/21 12:25	78-87-5	
1,3,5-Trimethylbenzene	<0.87	ug/L	2.9	0.87	1		04/05/21 12:25	108-67-8	
1,3-Dichlorobenzene	<0.63	ug/L	2.1	0.63	1		04/05/21 12:25	541-73-1	
1,3-Dichloropropane	<0.83	ug/L	2.8	0.83	1		04/05/21 12:25	142-28-9	
1,4-Dichlorobenzene	<0.94	ug/L	3.1	0.94	1		04/05/21 12:25	106-46-7	
2,2-Dichloropropane	<2.3	ug/L	7.6	2.3	1		04/05/21 12:25	594-20-7	
2-Chlorotoluene	<0.93	ug/L	5.0	0.93	1		04/05/21 12:25	95-49-8	
4-Chlorotoluene	<0.76	ug/L	2.5	0.76	1		04/05/21 12:25	106-43-4	
Benzene	<0.25	ug/L	1.0	0.25	1		04/05/21 12:25	71-43-2	
Bromobenzene	<0.24	ug/L	1.0	0.24	1		04/05/21 12:25	108-86-1	
Bromochloromethane	<0.36	ug/L	5.0	0.36	1		04/05/21 12:25	74-97-5	
Bromodichloromethane	<0.36	ug/L	1.2	0.36	1		04/05/21 12:25	75-27-4	
Bromoform	<4.0	ug/L	13.2	4.0	1		04/05/21 12:25	75-25-2	
Bromomethane	<0.97	ug/L	5.0	0.97	1		04/05/21 12:25	74-83-9	
Carbon tetrachloride	<1.1	ug/L	3.6	1.1	1		04/05/21 12:25	56-23-5	
Chlorobenzene	<0.71	ug/L	2.4	0.71	1		04/05/21 12:25	108-90-7	
Chloroethane	<1.3	ug/L	5.0	1.3	1		04/05/21 12:25	75-00-3	
Chloroform	<1.3	ug/L	5.0	1.3	1		04/05/21 12:25	67-66-3	
Chloromethane	<2.2	ug/L	7.3	2.2	1		04/05/21 12:25	74-87-3	
Cyclohexane	<1.3	ug/L	5.0	1.3	1		04/05/21 12:25	110-82-7	
Dibromochloromethane	<2.6	ug/L	8.7	2.6	1		04/05/21 12:25	124-48-1	
Dibromomethane	<0.94	ug/L	3.1	0.94	1		04/05/21 12:25	74-95-3	
Dichlorodifluoromethane	<0.50	ug/L	5.0	0.50	1		04/05/21 12:25	75-71-8	
Diisopropyl ether	<1.9	ug/L	6.3	1.9	1		04/05/21 12:25	108-20-3	
Ethylbenzene	<0.32	ug/L	1.1	0.32	1		04/05/21 12:25	100-41-4	
Hexachloro-1,3-butadiene	<1.5	ug/L	4.9	1.5	1		04/05/21 12:25	87-68-3	
Isopropylbenzene (Cumene)	<1.7	ug/L	5.6	1.7	1		04/05/21 12:25	98-82-8	
Methyl-tert-butyl ether	<1.2	ug/L	4.2	1.2	1		04/05/21 12:25	1634-04-4	
Methylcyclohexane	<0.87	ug/L	5.0	0.87	1		04/05/21 12:25	108-87-2	

REPORT OF LABORATORY ANALYSIS

This report shall not be reproduced, except in full,
without the written consent of Pace Analytical Services, LLC.

ANALYTICAL RESULTS

Project: 31401967.705-01.00 L13 MP 312

Pace Project No.: 40224373

Sample: 2021.04.01_HARTWIG_POT **Lab ID:** 40224373001 **Collected:** 04/01/21 10:00 **Received:** 04/02/21 08:20 **Matrix:** Water
ABLE_A

Parameters	Results	Units	LOQ	LOD	DF	Prepared	Analyzed	CAS No.	Qual
8260 MSV Oxygenates		Analytical Method: EPA 8260 Pace Analytical Services - Green Bay							
Methylene Chloride	<0.58	ug/L	5.0	0.58	1		04/05/21 12:25	75-09-2	
Naphthalene	<1.2	ug/L	5.0	1.2	1		04/05/21 12:25	91-20-3	
Styrene	<3.0	ug/L	10.0	3.0	1		04/05/21 12:25	100-42-5	
Tetrachloroethene	<0.33	ug/L	1.1	0.33	1		04/05/21 12:25	127-18-4	
Toluene	<0.27	ug/L	1.0	0.27	1		04/05/21 12:25	108-88-3	
Trichloroethene	<0.26	ug/L	1.0	0.26	1		04/05/21 12:25	79-01-6	
Trichlorofluoromethane	<0.21	ug/L	1.0	0.21	1		04/05/21 12:25	75-69-4	
Vinyl chloride	<0.17	ug/L	1.0	0.17	1		04/05/21 12:25	75-01-4	
cis-1,2-Dichloroethene	<0.27	ug/L	1.0	0.27	1		04/05/21 12:25	156-59-2	
cis-1,3-Dichloropropene	<3.6	ug/L	12.1	3.6	1		04/05/21 12:25	10061-01-5	
m&p-Xylene	<0.47	ug/L	2.0	0.47	1		04/05/21 12:25	179601-23-1	
n-Butylbenzene	<0.71	ug/L	2.4	0.71	1		04/05/21 12:25	104-51-8	
n-Heptane	<2.0	ug/L	6.7	2.0	1		04/05/21 12:25	142-82-5	
n-Hexane	<1.7	ug/L	5.7	1.7	1		04/05/21 12:25	110-54-3	
n-Propylbenzene	<0.81	ug/L	5.0	0.81	1		04/05/21 12:25	103-65-1	
o-Xylene	<0.26	ug/L	1.0	0.26	1		04/05/21 12:25	95-47-6	
p-Isopropyltoluene	<0.80	ug/L	2.7	0.80	1		04/05/21 12:25	99-87-6	
sec-Butylbenzene	<0.85	ug/L	5.0	0.85	1		04/05/21 12:25	135-98-8	
tert-Butylbenzene	<0.30	ug/L	1.0	0.30	1		04/05/21 12:25	98-06-6	
trans-1,2-Dichloroethene	<0.46	ug/L	1.5	0.46	1		04/05/21 12:25	156-60-5	
trans-1,3-Dichloropropene	<4.4	ug/L	14.6	4.4	1		04/05/21 12:25	10061-02-6	
Surrogates									
Dibromofluoromethane (S)	109	%	70-130		1		04/05/21 12:25	1868-53-7	
Toluene-d8 (S)	98	%	70-130		1		04/05/21 12:25	2037-26-5	
4-Bromofluorobenzene (S)	95	%	70-130		1		04/05/21 12:25	460-00-4	

REPORT OF LABORATORY ANALYSIS

This report shall not be reproduced, except in full,
without the written consent of Pace Analytical Services, LLC.

QUALITY CONTROL DATA

Project: 31401967.705-01.00 L13 MP 312

Pace Project No.: 40224373

QC Batch: 381441

Analysis Method: EPA 8260

QC Batch Method: EPA 8260

Analysis Description: 8260 MSV Oxygenates

Laboratory: Pace Analytical Services - Green Bay

Associated Lab Samples: 40224373001

METHOD BLANK: 2200305

Matrix: Water

Associated Lab Samples: 40224373001

Parameter	Units	Blank Result	Reporting Limit	Analyzed	Qualifiers
1,1,1,2-Tetrachloroethane	ug/L	<0.27	1.0	04/05/21 08:51	
1,1,1-Trichloroethane	ug/L	<0.24	1.0	04/05/21 08:51	
1,1,2,2-Tetrachloroethane	ug/L	<0.28	1.0	04/05/21 08:51	
1,1,2-Trichloroethane	ug/L	<0.55	5.0	04/05/21 08:51	
1,1-Dichloroethane	ug/L	<0.27	1.0	04/05/21 08:51	
1,1-Dichloroethene	ug/L	<0.24	1.0	04/05/21 08:51	
1,1-Dichloropropene	ug/L	<0.54	1.8	04/05/21 08:51	
1,2,3-Trichlorobenzene	ug/L	<2.2	7.4	04/05/21 08:51	
1,2,3-Trichloropropane	ug/L	<0.59	5.0	04/05/21 08:51	
1,2,4-Trichlorobenzene	ug/L	<0.95	5.0	04/05/21 08:51	
1,2,4-Trimethylbenzene	ug/L	<0.84	2.8	04/05/21 08:51	
1,2-Dibromo-3-chloropropane	ug/L	<1.8	5.9	04/05/21 08:51	
1,2-Dibromoethane (EDB)	ug/L	<0.83	2.8	04/05/21 08:51	
1,2-Dichlorobenzene	ug/L	<0.71	2.4	04/05/21 08:51	
1,2-Dichloroethane	ug/L	<0.28	1.0	04/05/21 08:51	
1,2-Dichloropropane	ug/L	<0.28	1.0	04/05/21 08:51	
1,3,5-Trimethylbenzene	ug/L	<0.87	2.9	04/05/21 08:51	
1,3-Dichlorobenzene	ug/L	<0.63	2.1	04/05/21 08:51	
1,3-Dichloropropane	ug/L	<0.83	2.8	04/05/21 08:51	
1,4-Dichlorobenzene	ug/L	<0.94	3.1	04/05/21 08:51	
2,2-Dichloropropane	ug/L	<2.3	7.6	04/05/21 08:51	
2-Chlorotoluene	ug/L	<0.93	5.0	04/05/21 08:51	
4-Chlorotoluene	ug/L	<0.76	2.5	04/05/21 08:51	
Benzene	ug/L	<0.25	1.0	04/05/21 08:51	
Bromobenzene	ug/L	<0.24	1.0	04/05/21 08:51	
Bromochloromethane	ug/L	<0.36	5.0	04/05/21 08:51	
Bromodichloromethane	ug/L	<0.36	1.2	04/05/21 08:51	
Bromoform	ug/L	<4.0	13.2	04/05/21 08:51	
Bromomethane	ug/L	<0.97	5.0	04/05/21 08:51	
Carbon tetrachloride	ug/L	<1.1	3.6	04/05/21 08:51	
Chlorobenzene	ug/L	<0.71	2.4	04/05/21 08:51	
Chloroethane	ug/L	<1.3	5.0	04/05/21 08:51	
Chloroform	ug/L	<1.3	5.0	04/05/21 08:51	
Chloromethane	ug/L	<2.2	7.3	04/05/21 08:51	
cis-1,2-Dichloroethene	ug/L	<0.27	1.0	04/05/21 08:51	
cis-1,3-Dichloropropene	ug/L	<3.6	12.1	04/05/21 08:51	
Cyclohexane	ug/L	<1.3	5.0	04/05/21 08:51	
Dibromochloromethane	ug/L	<2.6	8.7	04/05/21 08:51	
Dibromomethane	ug/L	<0.94	3.1	04/05/21 08:51	
Dichlorodifluoromethane	ug/L	<0.50	5.0	04/05/21 08:51	

Results presented on this page are in the units indicated by the "Units" column except where an alternate unit is presented to the right of the result.

REPORT OF LABORATORY ANALYSIS

This report shall not be reproduced, except in full,
without the written consent of Pace Analytical Services, LLC.

QUALITY CONTROL DATA

Project: 31401967.705-01.00 L13 MP 312
Pace Project No.: 40224373

METHOD BLANK: 2200305 Matrix: Water
Associated Lab Samples: 40224373001

Parameter	Units	Blank Result	Reporting Limit	Analyzed	Qualifiers
Diisopropyl ether	ug/L	<1.9	6.3	04/05/21 08:51	
Ethylbenzene	ug/L	<0.32	1.1	04/05/21 08:51	
Hexachloro-1,3-butadiene	ug/L	<1.5	4.9	04/05/21 08:51	
Isopropylbenzene (Cumene)	ug/L	<1.7	5.6	04/05/21 08:51	
m&p-Xylene	ug/L	<0.47	2.0	04/05/21 08:51	
Methyl-tert-butyl ether	ug/L	<1.2	4.2	04/05/21 08:51	
Methylcyclohexane	ug/L	<0.87	5.0	04/05/21 08:51	
Methylene Chloride	ug/L	<0.58	5.0	04/05/21 08:51	
n-Butylbenzene	ug/L	<0.71	2.4	04/05/21 08:51	
n-Heptane	ug/L	<2.0	6.7	04/05/21 08:51	
n-Hexane	ug/L	<1.7	5.7	04/05/21 08:51	
n-Propylbenzene	ug/L	<0.81	5.0	04/05/21 08:51	
Naphthalene	ug/L	<1.2	5.0	04/05/21 08:51	
o-Xylene	ug/L	<0.26	1.0	04/05/21 08:51	
p-Isopropyltoluene	ug/L	<0.80	2.7	04/05/21 08:51	
sec-Butylbenzene	ug/L	<0.85	5.0	04/05/21 08:51	
Styrene	ug/L	<3.0	10.0	04/05/21 08:51	
tert-Butylbenzene	ug/L	<0.30	1.0	04/05/21 08:51	
Tetrachloroethene	ug/L	<0.33	1.1	04/05/21 08:51	
Toluene	ug/L	<0.27	1.0	04/05/21 08:51	
trans-1,2-Dichloroethene	ug/L	<0.46	1.5	04/05/21 08:51	
trans-1,3-Dichloropropene	ug/L	<4.4	14.6	04/05/21 08:51	
Trichloroethene	ug/L	<0.26	1.0	04/05/21 08:51	
Trichlorofluoromethane	ug/L	<0.21	1.0	04/05/21 08:51	
Vinyl chloride	ug/L	<0.17	1.0	04/05/21 08:51	
4-Bromofluorobenzene (S)	%	97	70-130	04/05/21 08:51	
Dibromofluoromethane (S)	%	95	70-130	04/05/21 08:51	
Toluene-d8 (S)	%	100	70-130	04/05/21 08:51	

LABORATORY CONTROL SAMPLE: 2200306

Parameter	Units	Spike Conc.	LCS Result	LCS % Rec	% Rec Limits	Qualifiers
1,1,1-Trichloroethane	ug/L	50	54.9	110	70-130	
1,1,2,2-Tetrachloroethane	ug/L	50	53.1	106	66-130	
1,1,2-Trichloroethane	ug/L	50	52.0	104	70-130	
1,1-Dichloroethane	ug/L	50	48.0	96	68-132	
1,1-Dichloroethene	ug/L	50	47.3	95	85-126	
1,2,4-Trichlorobenzene	ug/L	50	52.6	105	70-130	
1,2-Dibromo-3-chloropropane	ug/L	50	50.9	102	51-126	
1,2-Dibromoethane (EDB)	ug/L	50	54.2	108	70-130	
1,2-Dichlorobenzene	ug/L	50	56.7	113	70-130	
1,2-Dichloroethane	ug/L	50	43.1	86	70-130	
1,2-Dichloropropane	ug/L	50	58.5	117	78-125	
1,3-Dichlorobenzene	ug/L	50	59.8	120	70-130	

Results presented on this page are in the units indicated by the "Units" column except where an alternate unit is presented to the right of the result.

REPORT OF LABORATORY ANALYSIS

This report shall not be reproduced, except in full,
without the written consent of Pace Analytical Services, LLC.

QUALITY CONTROL DATA

Project: 31401967.705-01.00 L13 MP 312
Pace Project No.: 40224373

LABORATORY CONTROL SAMPLE: 2200306

Parameter	Units	Spike Conc.	LCS Result	LCS % Rec	% Rec Limits	Qualifiers
1,4-Dichlorobenzene	ug/L	50	56.8	114	70-130	
Benzene	ug/L	50	49.3	99	70-132	
Bromodichloromethane	ug/L	50	59.1	118	70-130	
Bromoform	ug/L	50	61.4	123	65-130	
Bromomethane	ug/L	50	40.6	81	44-128	
Carbon tetrachloride	ug/L	50	52.3	105	70-130	
Chlorobenzene	ug/L	50	59.2	118	70-130	
Chloroethane	ug/L	50	48.2	96	73-137	
Chloroform	ug/L	50	49.6	99	80-122	
Chloromethane	ug/L	50	37.2	74	27-148	
cis-1,2-Dichloroethene	ug/L	50	49.6	99	70-130	
cis-1,3-Dichloropropene	ug/L	50	56.6	113	70-130	
Cyclohexane	ug/L	50	48.4	97	50-150	
Dibromochloromethane	ug/L	50	57.0	114	70-130	
Dichlorodifluoromethane	ug/L	50	22.7	45	22-151	
Ethylbenzene	ug/L	50	61.1	122	80-123	
Isopropylbenzene (Cumene)	ug/L	50	61.3	123	70-130	
m&p-Xylene	ug/L	100	122	122	70-130	
Methyl-tert-butyl ether	ug/L	50	40.5	81	66-130	
Methylcyclohexane	ug/L	50	64.1	128	50-150	
Methylene Chloride	ug/L	50	48.7	97	70-130	
o-Xylene	ug/L	50	60.1	120	70-130	
Styrene	ug/L	50	61.3	123	70-130	
Tetrachloroethene	ug/L	50	60.4	121	70-130	
Toluene	ug/L	50	59.2	118	80-121	
trans-1,2-Dichloroethene	ug/L	50	47.4	95	70-130	
trans-1,3-Dichloropropene	ug/L	50	52.5	105	58-125	
Trichloroethene	ug/L	50	61.8	124	70-130	
Trichlorofluoromethane	ug/L	50	50.5	101	84-148	
Vinyl chloride	ug/L	50	42.4	85	63-142	
4-Bromofluorobenzene (S)	%			106	70-130	
Dibromofluoromethane (S)	%			96	70-130	
Toluene-d8 (S)	%			105	70-130	

MATRIX SPIKE & MATRIX SPIKE DUPLICATE: 2200565 2200566

Parameter	Units	MS		MSD		MS Result	MSD Result	MS % Rec	MSD % Rec	% Rec Limits	RPD	Max RPD	Qual
		40224367001 Result	Spike Conc.	Spike Conc.	Conc.								
1,1,1-Trichloroethane	ug/L	<0.24	50	50	54.2	54.1	108	108	70-130	0	20		
1,1,2,2-Tetrachloroethane	ug/L	<0.28	50	50	54.6	54.9	109	110	66-130	1	20		
1,1,2-Trichloroethane	ug/L	<0.55	50	50	55.2	54.0	110	108	70-130	2	20		
1,1-Dichloroethane	ug/L	<0.27	50	50	48.1	46.5	96	93	68-132	3	20		
1,1-Dichloroethene	ug/L	<0.24	50	50	46.1	45.3	92	91	76-132	2	20		
1,2,4-Trichlorobenzene	ug/L	<0.95	50	50	48.3	50.7	97	101	70-130	5	20		

Results presented on this page are in the units indicated by the "Units" column except where an alternate unit is presented to the right of the result.

REPORT OF LABORATORY ANALYSIS

This report shall not be reproduced, except in full,
without the written consent of Pace Analytical Services, LLC.

QUALITY CONTROL DATA

Project: 31401967.705-01.00 L13 MP 312
Pace Project No.: 40224373

Parameter	Units	2200565		2200566		MS Result	MSD Result	MS % Rec	MSD % Rec	% Rec Limits	Max RPD	Qual
		40224367001 Result	MS Spike Conc.	MSD Spike Conc.	MS Result							
1,2-Dibromo-3-chloropropane	ug/L	<1.8	50	50	50.0	51.5	100	103	51-126	3	20	
1,2-Dibromoethane (EDB)	ug/L	<0.83	50	50	55.2	54.5	110	109	70-130	1	20	
1,2-Dichlorobenzene	ug/L	<0.71	50	50	53.3	53.5	107	107	70-130	0	20	
1,2-Dichloroethane	ug/L	<0.28	50	50	45.5	44.9	91	90	70-130	1	20	
1,2-Dichloropropane	ug/L	<0.28	50	50	59.3	58.8	119	118	77-125	1	20	
1,3-Dichlorobenzene	ug/L	<0.63	50	50	54.1	54.4	108	109	70-130	0	20	
1,4-Dichlorobenzene	ug/L	<0.94	50	50	53.6	53.6	107	107	70-130	0	20	
Benzene	ug/L	<0.25	50	50	49.0	47.5	98	95	70-132	3	20	
Bromodichloromethane	ug/L	<0.36	50	50	60.6	59.9	121	120	70-130	1	20	
Bromoform	ug/L	<4.0	50	50	64.6	63.5	129	127	65-130	2	20	
Bromomethane	ug/L	<0.97	50	50	37.3	39.5	75	79	44-128	6	21	
Carbon tetrachloride	ug/L	<1.1	50	50	53.1	51.0	106	102	70-132	4	20	
Chlorobenzene	ug/L	<0.71	50	50	58.3	56.2	117	112	70-130	4	20	
Chloroethane	ug/L	<1.3	50	50	47.0	45.2	94	90	70-137	4	20	
Chloroform	ug/L	<1.3	50	50	50.5	49.2	101	98	80-122	3	20	
Chloromethane	ug/L	<2.2	50	50	33.3	32.8	67	66	17-149	1	20	
cis-1,2-Dichloroethene	ug/L	<0.27	50	50	51.3	49.9	103	100	70-130	3	20	
cis-1,3-Dichloropropene	ug/L	<3.6	50	50	54.9	55.1	110	110	70-130	0	20	
Cyclohexane	ug/L	<1.3	50	50	46.7	45.1	93	90	50-150	3	20	
Dibromochloromethane	ug/L	<2.6	50	50	57.9	57.5	116	115	70-130	1	20	
Dichlorodifluoromethane	ug/L	<0.50	50	50	19.2	19.1	38	38	22-158	1	20	
Ethylbenzene	ug/L	<0.32	50	50	58.6	56.9	117	114	80-123	3	20	
Isopropylbenzene (Cumene)	ug/L	<1.7	50	50	57.9	55.9	116	112	70-130	4	20	
m&p-Xylene	ug/L	<0.47	100	100	117	115	117	115	70-130	2	20	
Methyl-tert-butyl ether	ug/L	<1.2	50	50	43.3	43.1	87	86	66-130	0	20	
Methylcyclohexane	ug/L	<0.87	50	50	60.1	58.0	120	116	50-150	4	20	
Methylene Chloride	ug/L	<0.58	50	50	47.0	45.7	94	91	70-130	3	20	
o-Xylene	ug/L	<0.26	50	50	57.5	54.8	115	110	70-130	5	20	
Styrene	ug/L	<3.0	50	50	60.4	57.5	121	115	70-130	5	20	
Tetrachloroethene	ug/L	<0.33	50	50	59.7	57.2	119	114	70-130	4	20	
Toluene	ug/L	<0.27	50	50	57.6	55.6	115	111	80-121	4	20	
trans-1,2-Dichloroethene	ug/L	<0.46	50	50	49.3	47.5	99	95	70-134	4	20	
trans-1,3-Dichloropropene	ug/L	<4.4	50	50	53.7	52.0	107	104	58-130	3	20	
Trichloroethene	ug/L	<0.26	50	50	60.4	61.1	121	122	70-130	1	20	
Trichlorofluoromethane	ug/L	<0.21	50	50	49.1	48.0	98	96	82-151	2	20	
Vinyl chloride	ug/L	<0.17	50	50	39.3	38.7	79	77	61-143	2	20	
4-Bromofluorobenzene (S)	%						105	105	70-130			
Dibromofluoromethane (S)	%						105	102	70-130			
Toluene-d8 (S)	%						105	103	70-130			

Results presented on this page are in the units indicated by the "Units" column except where an alternate unit is presented to the right of the result.

REPORT OF LABORATORY ANALYSIS

This report shall not be reproduced, except in full,
without the written consent of Pace Analytical Services, LLC.

QUALIFIERS

Project: 31401967.705-01.00 L13 MP 312

Pace Project No.: 40224373

DEFINITIONS

DF - Dilution Factor, if reported, represents the factor applied to the reported data due to dilution of the sample aliquot.

ND - Not Detected at or above LOD.

J - Estimated concentration at or above the LOD and below the LOQ.

LOD - Limit of Detection adjusted for dilution factor, percent moisture, initial weight and final volume.

LOQ - Limit of Quantitation adjusted for dilution factor, percent moisture, initial weight and final volume.

S - Surrogate

1,2-Diphenylhydrazine decomposes to and cannot be separated from Azobenzene using Method 8270. The result for each analyte is a combined concentration.

Consistent with EPA guidelines, unrounded data are displayed and have been used to calculate % recovery and RPD values.

LCS(D) - Laboratory Control Sample (Duplicate)

MS(D) - Matrix Spike (Duplicate)

DUP - Sample Duplicate

RPD - Relative Percent Difference

NC - Not Calculable.

SG - Silica Gel - Clean-Up

U - Indicates the compound was analyzed for, but not detected at or above the adjusted LOD.

N-Nitrosodiphenylamine decomposes and cannot be separated from Diphenylamine using Method 8270. The result reported for each analyte is a combined concentration.

Pace Analytical is TNI accredited. Contact your Pace PM for the current list of accredited analytes.

TNI - The NELAC Institute.

WORKORDER QUALIFIERS

WO: 40224373

[1] Mass spectral library search was performed on this sample. Tentatively Identified Compounds (TIC's) were not present.

REPORT OF LABORATORY ANALYSIS

This report shall not be reproduced, except in full,
without the written consent of Pace Analytical Services, LLC.

QUALITY CONTROL DATA CROSS REFERENCE TABLE

Project: 31401967.705-01.00 L13 MP 312

Pace Project No.: 40224373

Lab ID	Sample ID	QC Batch Method	QC Batch	Analytical Method	Analytical Batch
40224373001	2021.04.01_HARTWIG_POTABLE _A	EPA 8260	381441		

REPORT OF LABORATORY ANALYSIS

This report shall not be reproduced, except in full,
without the written consent of Pace Analytical Services, LLC.

CHAIN-OF-CUSTODY RECORD

10224373

WSP Office Address 5957 McKee Road, Suite 7, Madison, WI 53719				Requested Analyses & Preservatives										No. 002		WSP		
Project Name L13 MP 312 Valve Site		WSP Contact Name Tim Huff		Number of Containers 3	VOCs (EPA Method 8260) - 48 Hr TAT	GRO (WI Modified) - 10-day TAT	butane, ethane, isobutane, propane (RSK-175) 10-day TAT									Laboratory Name & Location Pace Analytical - Green Bay, WI		
Project Location Ft Atkinson, WI		WSP Contact E-mail tim.huff@wsp.com														Laboratory Project Manager Dan Milewsky		
Project Number & Task 31401967.705 - 01.00		WSP Contact Phone 571-217-6759														Requested Turn-Around-Time <input checked="" type="checkbox"/> Standard <input type="checkbox"/> 24 HR <input checked="" type="checkbox"/> 48 HR <input type="checkbox"/> 72 HR <input type="checkbox"/> HR		
Sampler(s) Name(s) Cal Johnson		Sampler(s) Signature(s) 		Requested Deliverable <input checked="" type="checkbox"/> Level II <input type="checkbox"/> ERIMS EDD <input type="checkbox"/> Level III <input checked="" type="checkbox"/> GISKEY EDD <input type="checkbox"/> Level IV <input type="checkbox"/> EQUIS EDD														
Sample Identification		Matrix	Collection Start*		Collection Stop*												Sample Comments	
			Date	Time	Date	Time												
2021.04.01-Hartwig-Potable Well A		AQ	4/1/21	1000	-	-	X											Hartwig A 001
Relinquished By (Signature) 		Date 4/1/21	Time 1800	Received By (Signature)		Date	Time	Shipment Method Fed Ex		Tracking Number(s) see SCAR MAR 4-7-21								
Relinquished By (Signature) FedEx Express		Date 4-7-21	Time 0630	Received By (Signature) Moduli-2 Moduli Lane		Date 4-7-21	Time 0630	Number of Packages 3		Custody Seal Number(s) ---								

*Use stop time/date for composite and/or air samples; use only start time/date for all other samples. Matrix: AQ = Aqueous, S = Soil, SE = Sediment, A = Air, W = Wipe, B = Bulk, O = Other (detail in comments) Page 1 of 15

Client Name: WSP

Sample Preservation Receipt Form

Pace Analytical Services, LLC
1241 Bellevue Street, Suite 9
Green Bay, WI 54302

Project # 40224373

All containers needing preservation have been checked and noted below: Yes No N/A

Lab Lot# of pH paper:

Lab Std #ID of preservation (if pH adjusted):

Initial when completed:

Date/Time:

Pace Lab #	Glass							Plastic					Vials				Jars				General			VOA Vials (>6mm) *	H2SO4 pH ≤2	NaOH+Zn Act pH ≥9	NaOH pH ≥12	HNO3 pH ≤2	pH after adjusted	Volume (mL)								
	AG1U	BG1U	AG1H	AG4S	AG4U	AG5U	AG2S	BG3U	BP1U	BP3U	BP3B	BP3N	BP3S	VG9A	DG9T	VG9U	VG9H	VG9M	VG9D	JGFU	JG9U	WGFU	WPFU								SP5T	ZPLC	GN					
001																																						2.5 / 5 / 10
002																																						2.5 / 5 / 10
003																																						2.5 / 5 / 10
004																																						2.5 / 5 / 10
005																																						2.5 / 5 / 10
006																																						2.5 / 5 / 10
007																																						2.5 / 5 / 10
008																																						2.5 / 5 / 10
009																																						2.5 / 5 / 10
010																																						2.5 / 5 / 10
011																																						2.5 / 5 / 10
012																																						2.5 / 5 / 10
013																																						2.5 / 5 / 10
014																																						2.5 / 5 / 10
015																																						2.5 / 5 / 10
016																																						2.5 / 5 / 10
017																																						2.5 / 5 / 10
018																																						2.5 / 5 / 10
019																																						2.5 / 5 / 10
020																																						2.5 / 5 / 10

MMA
4-2-21

Exceptions to preservation check: VOA, Coliform, TOC, TOX, TOH, O&G, WI DRO, Phenolics, Other: _____ Headspace in VOA Vials (>6mm) : Yes No N/A *If yes look in headspace column

AG1U 1 liter amber glass	BP1U 1 liter plastic unpres	VG9A 40 mL clear ascorbic	JGFU 4 oz amber jar unpres
BG1U 1 liter clear glass	BP3U 250 mL plastic unpres	DG9T 40 mL amber Na Thio	JG9U 9 oz amber jar unpres
AG1H 1 liter amber glass HCL	BP3B 250 mL plastic NaOH	VG9U 40 mL clear vial unpres	WGFU 4 oz clear jar unpres
AG4S 125 mL amber glass H2SO4	BP3N 250 mL plastic HNO3	VG9H 40 mL clear vial HCL	WPFU 4 oz plastic jar unpres
AG4U 120 mL amber glass unpres	BP3S 250 mL plastic H2SO4	VG9M 40 mL clear vial MeOH	SP5T 120 mL plastic Na Thiosulfate
AG5U 100 mL amber glass unpres		VG9D 40 mL clear vial DI	ZPLC ziploc bag
AG2S 500 mL amber glass H2SO4			GN
BG3U 250 mL clear glass unpres			

Sample Condition Upon Receipt Form (SCUR)

Project #:

Client Name: WSP

WO#: 40224373

Courier: CS Logistics Fed Ex Speedee UPS Waltco
 Client Pace Other: _____



Tracking #: 7854 9631 3539 - Mstr #

Custody Seal on Cooler/Box Present: yes no Seals intact: yes no

Custody Seal on Samples Present: yes no Seals intact: yes no

Packing Material: Bubble Wrap Bubble Bags None Other

Thermometer Used SR - 99 Type of Ice: Wet Blue Dry None Samples on ice, cooling process has begun

Cooler Temperature Uncorr: 1.0/2.0/1.0 Corr: 1.0/2.0/0.5

Temp Blank Present: yes no ^{0.5} Biological Tissue is Frozen: yes no

Person examining contents:
 Date: 4-2-21 / Initials: MLR
 Labeled By Initials: SKW

Temp should be above freezing to 6°C.
 Biota Samples may be received at ≤ 0°C if shipped on Dry Ice.

Chain of Custody Present:	<input checked="" type="checkbox"/> Yes <input type="checkbox"/> No <input type="checkbox"/> N/A	1.
Chain of Custody Filled Out:	<input type="checkbox"/> Yes <input type="checkbox"/> No <input type="checkbox"/> N/A	2.
Chain of Custody Relinquished:	<input checked="" type="checkbox"/> Yes <input type="checkbox"/> No <input type="checkbox"/> N/A	3.
Sampler Name & Signature on COC:	<input checked="" type="checkbox"/> Yes <input type="checkbox"/> No <input type="checkbox"/> N/A	4.
Samples Arrived within Hold Time:	<input checked="" type="checkbox"/> Yes <input type="checkbox"/> No	5.
- VOA Samples frozen upon receipt	<input type="checkbox"/> Yes <input type="checkbox"/> No	Date/Time:
Short Hold Time Analysis (<72hr):	<input type="checkbox"/> Yes <input checked="" type="checkbox"/> No	6.
Rush Turn Around Time Requested:	<input checked="" type="checkbox"/> Yes <input type="checkbox"/> No	7.
Sufficient Volume:		8.
For Analysis: <input checked="" type="checkbox"/> Yes <input type="checkbox"/> No MS/MSD: <input type="checkbox"/> Yes <input checked="" type="checkbox"/> No <input type="checkbox"/> N/A		
Correct Containers Used:	<input checked="" type="checkbox"/> Yes <input type="checkbox"/> No	9.
-Pace Containers Used:	<input checked="" type="checkbox"/> Yes <input type="checkbox"/> No <input type="checkbox"/> N/A	
-Pace IR Containers Used:	<input type="checkbox"/> Yes <input type="checkbox"/> No <input checked="" type="checkbox"/> N/A	
Containers Intact:	<input checked="" type="checkbox"/> Yes <input type="checkbox"/> No	10.
Filtered volume received for Dissolved tests	<input type="checkbox"/> Yes <input type="checkbox"/> No <input checked="" type="checkbox"/> N/A	11.
Sample Labels match COC:	<input checked="" type="checkbox"/> Yes <input type="checkbox"/> No <input type="checkbox"/> N/A	12.
-Includes date/time/ID/Analysis Matrix: <u>W</u>		
Trip Blank Present:	<input type="checkbox"/> Yes <input checked="" type="checkbox"/> No <input type="checkbox"/> N/A	13.
Trip Blank Custody Seals Present	<input type="checkbox"/> Yes <input type="checkbox"/> No <input checked="" type="checkbox"/> N/A	
Pace Trip Blank Lot # (if purchased):		

Client Notification/ Resolution: _____ If checked, see attached form for additional comments

Person Contacted: _____ Date/Time: _____
 Comments/ Resolution: _____

PM Review is documented electronically in LIMs. By releasing the project, the PM acknowledges they have reviewed the sample logir

April 06, 2021

Timothy Huff
WSP USA
211 North Broadway
Saint Louis, MO 63102

RE: Project: 31401967.705-01.00 L13 MP 312
Pace Project No.: 40224372

Dear Timothy Huff:


Enclosed are the analytical results for sample(s) received by the laboratory on April 02, 2021. The results relate only to the samples included in this report. Results reported herein conform to the applicable TNI/NELAC Standards and the laboratory's Quality Manual, where applicable, unless otherwise noted in the body of the report.

The test results provided in this final report were generated by each of the following laboratories within the Pace Network:

- Pace Analytical Services - Green Bay

If you have any questions concerning this report, please feel free to contact me.

Sincerely,



Dan Milewsky
dan.milewsky@pacelabs.com
(920)469-2436
Project Manager

Enclosures

cc: Cal Johnson, WSP USA - MADISON
Brian Kimpel, WSP USA



REPORT OF LABORATORY ANALYSIS

This report shall not be reproduced, except in full,
without the written consent of Pace Analytical Services, LLC.

CERTIFICATIONS

Project: 31401967.705-01.00 L13 MP 312

Pace Project No.: 40224372

Pace Analytical Services Green Bay

1241 Bellevue Street, Green Bay, WI 54302

Florida/NELAP Certification #: E87948

Illinois Certification #: 200050

Kentucky UST Certification #: 82

Louisiana Certification #: 04168

Minnesota Certification #: 055-999-334

New York Certification #: 12064

North Dakota Certification #: R-150

Virginia VELAP ID: 460263

South Carolina Certification #: 83006001

Texas Certification #: T104704529-14-1

Wisconsin Certification #: 405132750

Wisconsin DATCP Certification #: 105-444

USDA Soil Permit #: P330-16-00157

Federal Fish & Wildlife Permit #: LE51774A-0

REPORT OF LABORATORY ANALYSIS

This report shall not be reproduced, except in full,
without the written consent of Pace Analytical Services, LLC.

SAMPLE SUMMARY

Project: 31401967.705-01.00 L13 MP 312
Pace Project No.: 40224372

Lab ID	Sample ID	Matrix	Date Collected	Date Received
40224372001	2021.04.01_HARTWIG_POTABLE_ B	Water	04/01/21 12:45	04/02/21 08:20

REPORT OF LABORATORY ANALYSIS

This report shall not be reproduced, except in full,
without the written consent of Pace Analytical Services, LLC.

SAMPLE ANALYTE COUNT

Project: 31401967.705-01.00 L13 MP 312
Pace Project No.: 40224372

Lab ID	Sample ID	Method	Analysts	Analytes Reported
40224372001	2021.04.01_HARTWIG_POTABLE_B	EPA 8260	LAP	68

PASI-G = Pace Analytical Services - Green Bay

REPORT OF LABORATORY ANALYSIS

This report shall not be reproduced, except in full,
without the written consent of Pace Analytical Services, LLC.

ANALYTICAL RESULTS

Project: 31401967.705-01.00 L13 MP 312

Pace Project No.: 40224372

Sample: 2021.04.01_HARTWIG_POT **Lab ID:** 40224372001 **Collected:** 04/01/21 12:45 **Received:** 04/02/21 08:20 **Matrix:** Water
ABLE_B

Parameters	Results	Units	LOQ	LOD	DF	Prepared	Analyzed	CAS No.	Qual
8260 MSV Oxygenates		Analytical Method: EPA 8260 Pace Analytical Services - Green Bay							
1,1,1,2-Tetrachloroethane	<0.27	ug/L	1.0	0.27	1		04/05/21 12:01	630-20-6	
1,1,1-Trichloroethane	<0.24	ug/L	1.0	0.24	1		04/05/21 12:01	71-55-6	
1,1,2,2-Tetrachloroethane	<0.28	ug/L	1.0	0.28	1		04/05/21 12:01	79-34-5	
1,1,2-Trichloroethane	<0.55	ug/L	5.0	0.55	1		04/05/21 12:01	79-00-5	
1,1-Dichloroethane	<0.27	ug/L	1.0	0.27	1		04/05/21 12:01	75-34-3	
1,1-Dichloroethene	<0.24	ug/L	1.0	0.24	1		04/05/21 12:01	75-35-4	
1,1-Dichloropropene	<0.54	ug/L	1.8	0.54	1		04/05/21 12:01	563-58-6	
1,2,3-Trichlorobenzene	<2.2	ug/L	7.4	2.2	1		04/05/21 12:01	87-61-6	
1,2,3-Trichloropropane	<0.59	ug/L	5.0	0.59	1		04/05/21 12:01	96-18-4	
1,2,4-Trichlorobenzene	<0.95	ug/L	5.0	0.95	1		04/05/21 12:01	120-82-1	
1,2,4-Trimethylbenzene	<0.84	ug/L	2.8	0.84	1		04/05/21 12:01	95-63-6	
1,2-Dibromo-3-chloropropane	<1.8	ug/L	5.9	1.8	1		04/05/21 12:01	96-12-8	
1,2-Dibromoethane (EDB)	<0.83	ug/L	2.8	0.83	1		04/05/21 12:01	106-93-4	
1,2-Dichlorobenzene	<0.71	ug/L	2.4	0.71	1		04/05/21 12:01	95-50-1	
1,2-Dichloroethane	<0.28	ug/L	1.0	0.28	1		04/05/21 12:01	107-06-2	
1,2-Dichloropropane	<0.28	ug/L	1.0	0.28	1		04/05/21 12:01	78-87-5	
1,3,5-Trimethylbenzene	<0.87	ug/L	2.9	0.87	1		04/05/21 12:01	108-67-8	
1,3-Dichlorobenzene	<0.63	ug/L	2.1	0.63	1		04/05/21 12:01	541-73-1	
1,3-Dichloropropane	<0.83	ug/L	2.8	0.83	1		04/05/21 12:01	142-28-9	
1,4-Dichlorobenzene	<0.94	ug/L	3.1	0.94	1		04/05/21 12:01	106-46-7	
2,2-Dichloropropane	<2.3	ug/L	7.6	2.3	1		04/05/21 12:01	594-20-7	
2-Chlorotoluene	<0.93	ug/L	5.0	0.93	1		04/05/21 12:01	95-49-8	
4-Chlorotoluene	<0.76	ug/L	2.5	0.76	1		04/05/21 12:01	106-43-4	
Benzene	<0.25	ug/L	1.0	0.25	1		04/05/21 12:01	71-43-2	
Bromobenzene	<0.24	ug/L	1.0	0.24	1		04/05/21 12:01	108-86-1	
Bromochloromethane	<0.36	ug/L	5.0	0.36	1		04/05/21 12:01	74-97-5	
Bromodichloromethane	<0.36	ug/L	1.2	0.36	1		04/05/21 12:01	75-27-4	
Bromoform	<4.0	ug/L	13.2	4.0	1		04/05/21 12:01	75-25-2	
Bromomethane	<0.97	ug/L	5.0	0.97	1		04/05/21 12:01	74-83-9	
Carbon tetrachloride	<1.1	ug/L	3.6	1.1	1		04/05/21 12:01	56-23-5	
Chlorobenzene	<0.71	ug/L	2.4	0.71	1		04/05/21 12:01	108-90-7	
Chloroethane	<1.3	ug/L	5.0	1.3	1		04/05/21 12:01	75-00-3	
Chloroform	<1.3	ug/L	5.0	1.3	1		04/05/21 12:01	67-66-3	
Chloromethane	<2.2	ug/L	7.3	2.2	1		04/05/21 12:01	74-87-3	
Cyclohexane	<1.3	ug/L	5.0	1.3	1		04/05/21 12:01	110-82-7	
Dibromochloromethane	<2.6	ug/L	8.7	2.6	1		04/05/21 12:01	124-48-1	
Dibromomethane	<0.94	ug/L	3.1	0.94	1		04/05/21 12:01	74-95-3	
Dichlorodifluoromethane	<0.50	ug/L	5.0	0.50	1		04/05/21 12:01	75-71-8	
Diisopropyl ether	<1.9	ug/L	6.3	1.9	1		04/05/21 12:01	108-20-3	
Ethylbenzene	<0.32	ug/L	1.1	0.32	1		04/05/21 12:01	100-41-4	
Hexachloro-1,3-butadiene	<1.5	ug/L	4.9	1.5	1		04/05/21 12:01	87-68-3	
Isopropylbenzene (Cumene)	<1.7	ug/L	5.6	1.7	1		04/05/21 12:01	98-82-8	
Methyl-tert-butyl ether	<1.2	ug/L	4.2	1.2	1		04/05/21 12:01	1634-04-4	
Methylcyclohexane	<0.87	ug/L	5.0	0.87	1		04/05/21 12:01	108-87-2	

REPORT OF LABORATORY ANALYSIS

This report shall not be reproduced, except in full,
without the written consent of Pace Analytical Services, LLC.

ANALYTICAL RESULTS

Project: 31401967.705-01.00 L13 MP 312
Pace Project No.: 40224372

Sample: 2021.04.01_HARTWIG_POT **Lab ID:** 40224372001 Collected: 04/01/21 12:45 Received: 04/02/21 08:20 Matrix: Water
ABLE_B

Parameters	Results	Units	LOQ	LOD	DF	Prepared	Analyzed	CAS No.	Qual
8260 MSV Oxygenates		Analytical Method: EPA 8260 Pace Analytical Services - Green Bay							
Methylene Chloride	<0.58	ug/L	5.0	0.58	1		04/05/21 12:01	75-09-2	
Naphthalene	<1.2	ug/L	5.0	1.2	1		04/05/21 12:01	91-20-3	
Styrene	<3.0	ug/L	10.0	3.0	1		04/05/21 12:01	100-42-5	
Tetrachloroethene	<0.33	ug/L	1.1	0.33	1		04/05/21 12:01	127-18-4	
Toluene	<0.27	ug/L	1.0	0.27	1		04/05/21 12:01	108-88-3	
Trichloroethene	<0.26	ug/L	1.0	0.26	1		04/05/21 12:01	79-01-6	
Trichlorofluoromethane	<0.21	ug/L	1.0	0.21	1		04/05/21 12:01	75-69-4	
Vinyl chloride	<0.17	ug/L	1.0	0.17	1		04/05/21 12:01	75-01-4	
cis-1,2-Dichloroethene	<0.27	ug/L	1.0	0.27	1		04/05/21 12:01	156-59-2	
cis-1,3-Dichloropropene	<3.6	ug/L	12.1	3.6	1		04/05/21 12:01	10061-01-5	
m&p-Xylene	<0.47	ug/L	2.0	0.47	1		04/05/21 12:01	179601-23-1	
n-Butylbenzene	<0.71	ug/L	2.4	0.71	1		04/05/21 12:01	104-51-8	
n-Heptane	<2.0	ug/L	6.7	2.0	1		04/05/21 12:01	142-82-5	
n-Hexane	<1.7	ug/L	5.7	1.7	1		04/05/21 12:01	110-54-3	
n-Propylbenzene	<0.81	ug/L	5.0	0.81	1		04/05/21 12:01	103-65-1	
o-Xylene	<0.26	ug/L	1.0	0.26	1		04/05/21 12:01	95-47-6	
p-Isopropyltoluene	<0.80	ug/L	2.7	0.80	1		04/05/21 12:01	99-87-6	
sec-Butylbenzene	<0.85	ug/L	5.0	0.85	1		04/05/21 12:01	135-98-8	
tert-Butylbenzene	<0.30	ug/L	1.0	0.30	1		04/05/21 12:01	98-06-6	
trans-1,2-Dichloroethene	<0.46	ug/L	1.5	0.46	1		04/05/21 12:01	156-60-5	
trans-1,3-Dichloropropene	<4.4	ug/L	14.6	4.4	1		04/05/21 12:01	10061-02-6	
Surrogates									
Dibromofluoromethane (S)	105	%	70-130		1		04/05/21 12:01	1868-53-7	
Toluene-d8 (S)	99	%	70-130		1		04/05/21 12:01	2037-26-5	
4-Bromofluorobenzene (S)	94	%	70-130		1		04/05/21 12:01	460-00-4	

REPORT OF LABORATORY ANALYSIS

This report shall not be reproduced, except in full,
without the written consent of Pace Analytical Services, LLC.

QUALITY CONTROL DATA

Project: 31401967.705-01.00 L13 MP 312
Pace Project No.: 40224372

QC Batch: 381441 Analysis Method: EPA 8260
QC Batch Method: EPA 8260 Analysis Description: 8260 MSV Oxygenates
Laboratory: Pace Analytical Services - Green Bay

Associated Lab Samples: 40224372001

METHOD BLANK: 2200305 Matrix: Water
Associated Lab Samples: 40224372001

Parameter	Units	Blank Result	Reporting Limit	Analyzed	Qualifiers
1,1,1,2-Tetrachloroethane	ug/L	<0.27	1.0	04/05/21 08:51	
1,1,1-Trichloroethane	ug/L	<0.24	1.0	04/05/21 08:51	
1,1,2,2-Tetrachloroethane	ug/L	<0.28	1.0	04/05/21 08:51	
1,1,2-Trichloroethane	ug/L	<0.55	5.0	04/05/21 08:51	
1,1-Dichloroethane	ug/L	<0.27	1.0	04/05/21 08:51	
1,1-Dichloroethene	ug/L	<0.24	1.0	04/05/21 08:51	
1,1-Dichloropropene	ug/L	<0.54	1.8	04/05/21 08:51	
1,2,3-Trichlorobenzene	ug/L	<2.2	7.4	04/05/21 08:51	
1,2,3-Trichloropropane	ug/L	<0.59	5.0	04/05/21 08:51	
1,2,4-Trichlorobenzene	ug/L	<0.95	5.0	04/05/21 08:51	
1,2,4-Trimethylbenzene	ug/L	<0.84	2.8	04/05/21 08:51	
1,2-Dibromo-3-chloropropane	ug/L	<1.8	5.9	04/05/21 08:51	
1,2-Dibromoethane (EDB)	ug/L	<0.83	2.8	04/05/21 08:51	
1,2-Dichlorobenzene	ug/L	<0.71	2.4	04/05/21 08:51	
1,2-Dichloroethane	ug/L	<0.28	1.0	04/05/21 08:51	
1,2-Dichloropropane	ug/L	<0.28	1.0	04/05/21 08:51	
1,3,5-Trimethylbenzene	ug/L	<0.87	2.9	04/05/21 08:51	
1,3-Dichlorobenzene	ug/L	<0.63	2.1	04/05/21 08:51	
1,3-Dichloropropane	ug/L	<0.83	2.8	04/05/21 08:51	
1,4-Dichlorobenzene	ug/L	<0.94	3.1	04/05/21 08:51	
2,2-Dichloropropane	ug/L	<2.3	7.6	04/05/21 08:51	
2-Chlorotoluene	ug/L	<0.93	5.0	04/05/21 08:51	
4-Chlorotoluene	ug/L	<0.76	2.5	04/05/21 08:51	
Benzene	ug/L	<0.25	1.0	04/05/21 08:51	
Bromobenzene	ug/L	<0.24	1.0	04/05/21 08:51	
Bromochloromethane	ug/L	<0.36	5.0	04/05/21 08:51	
Bromodichloromethane	ug/L	<0.36	1.2	04/05/21 08:51	
Bromoform	ug/L	<4.0	13.2	04/05/21 08:51	
Bromomethane	ug/L	<0.97	5.0	04/05/21 08:51	
Carbon tetrachloride	ug/L	<1.1	3.6	04/05/21 08:51	
Chlorobenzene	ug/L	<0.71	2.4	04/05/21 08:51	
Chloroethane	ug/L	<1.3	5.0	04/05/21 08:51	
Chloroform	ug/L	<1.3	5.0	04/05/21 08:51	
Chloromethane	ug/L	<2.2	7.3	04/05/21 08:51	
cis-1,2-Dichloroethene	ug/L	<0.27	1.0	04/05/21 08:51	
cis-1,3-Dichloropropene	ug/L	<3.6	12.1	04/05/21 08:51	
Cyclohexane	ug/L	<1.3	5.0	04/05/21 08:51	
Dibromochloromethane	ug/L	<2.6	8.7	04/05/21 08:51	
Dibromomethane	ug/L	<0.94	3.1	04/05/21 08:51	
Dichlorodifluoromethane	ug/L	<0.50	5.0	04/05/21 08:51	

Results presented on this page are in the units indicated by the "Units" column except where an alternate unit is presented to the right of the result.

REPORT OF LABORATORY ANALYSIS

This report shall not be reproduced, except in full,
without the written consent of Pace Analytical Services, LLC.

QUALITY CONTROL DATA

Project: 31401967.705-01.00 L13 MP 312
Pace Project No.: 40224372

METHOD BLANK: 2200305 Matrix: Water
Associated Lab Samples: 40224372001

Parameter	Units	Blank Result	Reporting Limit	Analyzed	Qualifiers
Diisopropyl ether	ug/L	<1.9	6.3	04/05/21 08:51	
Ethylbenzene	ug/L	<0.32	1.1	04/05/21 08:51	
Hexachloro-1,3-butadiene	ug/L	<1.5	4.9	04/05/21 08:51	
Isopropylbenzene (Cumene)	ug/L	<1.7	5.6	04/05/21 08:51	
m&p-Xylene	ug/L	<0.47	2.0	04/05/21 08:51	
Methyl-tert-butyl ether	ug/L	<1.2	4.2	04/05/21 08:51	
Methylcyclohexane	ug/L	<0.87	5.0	04/05/21 08:51	
Methylene Chloride	ug/L	<0.58	5.0	04/05/21 08:51	
n-Butylbenzene	ug/L	<0.71	2.4	04/05/21 08:51	
n-Heptane	ug/L	<2.0	6.7	04/05/21 08:51	
n-Hexane	ug/L	<1.7	5.7	04/05/21 08:51	
n-Propylbenzene	ug/L	<0.81	5.0	04/05/21 08:51	
Naphthalene	ug/L	<1.2	5.0	04/05/21 08:51	
o-Xylene	ug/L	<0.26	1.0	04/05/21 08:51	
p-Isopropyltoluene	ug/L	<0.80	2.7	04/05/21 08:51	
sec-Butylbenzene	ug/L	<0.85	5.0	04/05/21 08:51	
Styrene	ug/L	<3.0	10.0	04/05/21 08:51	
tert-Butylbenzene	ug/L	<0.30	1.0	04/05/21 08:51	
Tetrachloroethene	ug/L	<0.33	1.1	04/05/21 08:51	
Toluene	ug/L	<0.27	1.0	04/05/21 08:51	
trans-1,2-Dichloroethene	ug/L	<0.46	1.5	04/05/21 08:51	
trans-1,3-Dichloropropene	ug/L	<4.4	14.6	04/05/21 08:51	
Trichloroethene	ug/L	<0.26	1.0	04/05/21 08:51	
Trichlorofluoromethane	ug/L	<0.21	1.0	04/05/21 08:51	
Vinyl chloride	ug/L	<0.17	1.0	04/05/21 08:51	
4-Bromofluorobenzene (S)	%	97	70-130	04/05/21 08:51	
Dibromofluoromethane (S)	%	95	70-130	04/05/21 08:51	
Toluene-d8 (S)	%	100	70-130	04/05/21 08:51	

LABORATORY CONTROL SAMPLE: 2200306

Parameter	Units	Spike Conc.	LCS Result	LCS % Rec	% Rec Limits	Qualifiers
1,1,1-Trichloroethane	ug/L	50	54.9	110	70-130	
1,1,1,2-Tetrachloroethane	ug/L	50	53.1	106	66-130	
1,1,2-Trichloroethane	ug/L	50	52.0	104	70-130	
1,1-Dichloroethane	ug/L	50	48.0	96	68-132	
1,1-Dichloroethene	ug/L	50	47.3	95	85-126	
1,2,4-Trichlorobenzene	ug/L	50	52.6	105	70-130	
1,2-Dibromo-3-chloropropane	ug/L	50	50.9	102	51-126	
1,2-Dibromoethane (EDB)	ug/L	50	54.2	108	70-130	
1,2-Dichlorobenzene	ug/L	50	56.7	113	70-130	
1,2-Dichloroethane	ug/L	50	43.1	86	70-130	
1,2-Dichloropropane	ug/L	50	58.5	117	78-125	
1,3-Dichlorobenzene	ug/L	50	59.8	120	70-130	

Results presented on this page are in the units indicated by the "Units" column except where an alternate unit is presented to the right of the result.

REPORT OF LABORATORY ANALYSIS

This report shall not be reproduced, except in full,
without the written consent of Pace Analytical Services, LLC.

QUALITY CONTROL DATA

Project: 31401967.705-01.00 L13 MP 312

Pace Project No.: 40224372

LABORATORY CONTROL SAMPLE: 2200306

Parameter	Units	Spike Conc.	LCS Result	LCS % Rec	% Rec Limits	Qualifiers
1,4-Dichlorobenzene	ug/L	50	56.8	114	70-130	
Benzene	ug/L	50	49.3	99	70-132	
Bromodichloromethane	ug/L	50	59.1	118	70-130	
Bromoform	ug/L	50	61.4	123	65-130	
Bromomethane	ug/L	50	40.6	81	44-128	
Carbon tetrachloride	ug/L	50	52.3	105	70-130	
Chlorobenzene	ug/L	50	59.2	118	70-130	
Chloroethane	ug/L	50	48.2	96	73-137	
Chloroform	ug/L	50	49.6	99	80-122	
Chloromethane	ug/L	50	37.2	74	27-148	
cis-1,2-Dichloroethene	ug/L	50	49.6	99	70-130	
cis-1,3-Dichloropropene	ug/L	50	56.6	113	70-130	
Cyclohexane	ug/L	50	48.4	97	50-150	
Dibromochloromethane	ug/L	50	57.0	114	70-130	
Dichlorodifluoromethane	ug/L	50	22.7	45	22-151	
Ethylbenzene	ug/L	50	61.1	122	80-123	
Isopropylbenzene (Cumene)	ug/L	50	61.3	123	70-130	
m&p-Xylene	ug/L	100	122	122	70-130	
Methyl-tert-butyl ether	ug/L	50	40.5	81	66-130	
Methylcyclohexane	ug/L	50	64.1	128	50-150	
Methylene Chloride	ug/L	50	48.7	97	70-130	
o-Xylene	ug/L	50	60.1	120	70-130	
Styrene	ug/L	50	61.3	123	70-130	
Tetrachloroethene	ug/L	50	60.4	121	70-130	
Toluene	ug/L	50	59.2	118	80-121	
trans-1,2-Dichloroethene	ug/L	50	47.4	95	70-130	
trans-1,3-Dichloropropene	ug/L	50	52.5	105	58-125	
Trichloroethene	ug/L	50	61.8	124	70-130	
Trichlorofluoromethane	ug/L	50	50.5	101	84-148	
Vinyl chloride	ug/L	50	42.4	85	63-142	
4-Bromofluorobenzene (S)	%			106	70-130	
Dibromofluoromethane (S)	%			96	70-130	
Toluene-d8 (S)	%			105	70-130	

MATRIX SPIKE & MATRIX SPIKE DUPLICATE: 2200565 2200566

Parameter	Units	MS		MSD		MS Result	MSD Result	MS % Rec	MSD % Rec	% Rec Limits	RPD	Max RPD	Qual
		40224367001 Result	Spike Conc.	Spike Conc.	Conc.								
1,1,1-Trichloroethane	ug/L	<0.24	50	50	54.2	54.1	108	108	70-130	0	20		
1,1,2,2-Tetrachloroethane	ug/L	<0.28	50	50	54.6	54.9	109	110	66-130	1	20		
1,1,2-Trichloroethane	ug/L	<0.55	50	50	55.2	54.0	110	108	70-130	2	20		
1,1,2-Dichloroethane	ug/L	<0.27	50	50	48.1	46.5	96	93	68-132	3	20		
1,1-Dichloroethene	ug/L	<0.24	50	50	46.1	45.3	92	91	76-132	2	20		
1,2,4-Trichlorobenzene	ug/L	<0.95	50	50	48.3	50.7	97	101	70-130	5	20		

Results presented on this page are in the units indicated by the "Units" column except where an alternate unit is presented to the right of the result.

REPORT OF LABORATORY ANALYSIS

This report shall not be reproduced, except in full,
without the written consent of Pace Analytical Services, LLC.

QUALITY CONTROL DATA

Project: 31401967.705-01.00 L13 MP 312

Pace Project No.: 40224372

Parameter	Units	2200565		2200566		MS % Rec	MSD % Rec	% Rec Limits	RPD	Max RPD	Qual
		40224367001 Result	MS Spike Conc.	MSD Spike Conc.	MS Result						
1,2-Dibromo-3-chloropropane	ug/L	<1.8	50	50	50.0	51.5	100	103	51-126	3	20
1,2-Dibromoethane (EDB)	ug/L	<0.83	50	50	55.2	54.5	110	109	70-130	1	20
1,2-Dichlorobenzene	ug/L	<0.71	50	50	53.3	53.5	107	107	70-130	0	20
1,2-Dichloroethane	ug/L	<0.28	50	50	45.5	44.9	91	90	70-130	1	20
1,2-Dichloropropane	ug/L	<0.28	50	50	59.3	58.8	119	118	77-125	1	20
1,3-Dichlorobenzene	ug/L	<0.63	50	50	54.1	54.4	108	109	70-130	0	20
1,4-Dichlorobenzene	ug/L	<0.94	50	50	53.6	53.6	107	107	70-130	0	20
Benzene	ug/L	<0.25	50	50	49.0	47.5	98	95	70-132	3	20
Bromodichloromethane	ug/L	<0.36	50	50	60.6	59.9	121	120	70-130	1	20
Bromoform	ug/L	<4.0	50	50	64.6	63.5	129	127	65-130	2	20
Bromomethane	ug/L	<0.97	50	50	37.3	39.5	75	79	44-128	6	21
Carbon tetrachloride	ug/L	<1.1	50	50	53.1	51.0	106	102	70-132	4	20
Chlorobenzene	ug/L	<0.71	50	50	58.3	56.2	117	112	70-130	4	20
Chloroethane	ug/L	<1.3	50	50	47.0	45.2	94	90	70-137	4	20
Chloroform	ug/L	<1.3	50	50	50.5	49.2	101	98	80-122	3	20
Chloromethane	ug/L	<2.2	50	50	33.3	32.8	67	66	17-149	1	20
cis-1,2-Dichloroethene	ug/L	<0.27	50	50	51.3	49.9	103	100	70-130	3	20
cis-1,3-Dichloropropene	ug/L	<3.6	50	50	54.9	55.1	110	110	70-130	0	20
Cyclohexane	ug/L	<1.3	50	50	46.7	45.1	93	90	50-150	3	20
Dibromochloromethane	ug/L	<2.6	50	50	57.9	57.5	116	115	70-130	1	20
Dichlorodifluoromethane	ug/L	<0.50	50	50	19.2	19.1	38	38	22-158	1	20
Ethylbenzene	ug/L	<0.32	50	50	58.6	56.9	117	114	80-123	3	20
Isopropylbenzene (Cumene)	ug/L	<1.7	50	50	57.9	55.9	116	112	70-130	4	20
m&p-Xylene	ug/L	<0.47	100	100	117	115	117	115	70-130	2	20
Methyl-tert-butyl ether	ug/L	<1.2	50	50	43.3	43.1	87	86	66-130	0	20
Methylcyclohexane	ug/L	<0.87	50	50	60.1	58.0	120	116	50-150	4	20
Methylene Chloride	ug/L	<0.58	50	50	47.0	45.7	94	91	70-130	3	20
o-Xylene	ug/L	<0.26	50	50	57.5	54.8	115	110	70-130	5	20
Styrene	ug/L	<3.0	50	50	60.4	57.5	121	115	70-130	5	20
Tetrachloroethene	ug/L	<0.33	50	50	59.7	57.2	119	114	70-130	4	20
Toluene	ug/L	<0.27	50	50	57.6	55.6	115	111	80-121	4	20
trans-1,2-Dichloroethene	ug/L	<0.46	50	50	49.3	47.5	99	95	70-134	4	20
trans-1,3-Dichloropropene	ug/L	<4.4	50	50	53.7	52.0	107	104	58-130	3	20
Trichloroethene	ug/L	<0.26	50	50	60.4	61.1	121	122	70-130	1	20
Trichlorofluoromethane	ug/L	<0.21	50	50	49.1	48.0	98	96	82-151	2	20
Vinyl chloride	ug/L	<0.17	50	50	39.3	38.7	79	77	61-143	2	20
4-Bromofluorobenzene (S)	%						105	105	70-130		
Dibromofluoromethane (S)	%						105	102	70-130		
Toluene-d8 (S)	%						105	103	70-130		

Results presented on this page are in the units indicated by the "Units" column except where an alternate unit is presented to the right of the result.

REPORT OF LABORATORY ANALYSIS

This report shall not be reproduced, except in full,
without the written consent of Pace Analytical Services, LLC.

QUALIFIERS

Project: 31401967.705-01.00 L13 MP 312

Pace Project No.: 40224372

DEFINITIONS

DF - Dilution Factor, if reported, represents the factor applied to the reported data due to dilution of the sample aliquot.

ND - Not Detected at or above LOD.

J - Estimated concentration at or above the LOD and below the LOQ.

LOD - Limit of Detection adjusted for dilution factor, percent moisture, initial weight and final volume.

LOQ - Limit of Quantitation adjusted for dilution factor, percent moisture, initial weight and final volume.

S - Surrogate

1,2-Diphenylhydrazine decomposes to and cannot be separated from Azobenzene using Method 8270. The result for each analyte is a combined concentration.

Consistent with EPA guidelines, unrounded data are displayed and have been used to calculate % recovery and RPD values.

LCS(D) - Laboratory Control Sample (Duplicate)

MS(D) - Matrix Spike (Duplicate)

DUP - Sample Duplicate

RPD - Relative Percent Difference

NC - Not Calculable.

SG - Silica Gel - Clean-Up

U - Indicates the compound was analyzed for, but not detected at or above the adjusted LOD.

N-Nitrosodiphenylamine decomposes and cannot be separated from Diphenylamine using Method 8270. The result reported for each analyte is a combined concentration.

Pace Analytical is TNI accredited. Contact your Pace PM for the current list of accredited analytes.

TNI - The NELAC Institute.

WORKORDER QUALIFIERS

WO: 40224372

[1] Mass spectral library search was performed on this sample. Tentatively Identified Compounds (TIC's) were not present.

REPORT OF LABORATORY ANALYSIS

This report shall not be reproduced, except in full,
without the written consent of Pace Analytical Services, LLC.

QUALITY CONTROL DATA CROSS REFERENCE TABLE

Project: 31401967.705-01.00 L13 MP 312

Pace Project No.: 40224372

Lab ID	Sample ID	QC Batch Method	QC Batch	Analytical Method	Analytical Batch
40224372001	2021.04.01_HARTWIG_POTABLE _B	EPA 8260	381441		

REPORT OF LABORATORY ANALYSIS

This report shall not be reproduced, except in full,
without the written consent of Pace Analytical Services, LLC.

CHAIN-OF-CUSTODY RECORD

WSP Office Address 5957 McKee Road, Suite 7, Madison, WI 53719						Requested Analyses & Preservatives												No. 008		WSP					
Project Name L13 MP 312 Valve Site			WSP Contact Name Tim Huff			Number of Containers	VOCs (EPA Method 8260) - 48 Hr TAT	GRO (WI Modified) - 10-day TAT	butane, ethane, isobutane, propane (RSK-175) 10-day TAT													Laboratory Name & Location Pace Analytical - Green Bay, WI			
Project Location Ft Atkinson, WI			WSP Contact E-mail tim.huff@wsp.com							Laboratory Project Manager Dan Milewsky															
Project Number & Task 31401967.705 - 01.00			WSP Contact Phone 571-217-6759							Requested Turn-Around-Time <input checked="" type="checkbox"/> Standard <input type="checkbox"/> 24 HR <input checked="" type="checkbox"/> 48 HR <input type="checkbox"/> 72 HR <input type="checkbox"/> _____ HR															
Sampler(s) Name(s) Cnl Johnson			Sampler(s) Signature(s) 							Requested Deliverable <input checked="" type="checkbox"/> Level II <input type="checkbox"/> ERIMS EDD <input type="checkbox"/> Level III <input checked="" type="checkbox"/> GISKEY EDD <input type="checkbox"/> Level IV <input type="checkbox"/> EQUIS EDD															
Sample Identification		Matrix	Collection Start*		Collection Stop*		3	X													Sample Comments Hartwig B OCL				
2021.04.01-Hartwig-Potable Well B		AQ	Date	Time	Date	Time																			
Relinquished By (Signature) 		Date	Time	Received By (Signature)		Date			Time	Shipment Method Fed Ex		Tracking Number(s) SEE SUR WAY-7-21													
Relinquished By (Signature) Fed Ex Express		Date	Time	Received By (Signature) Madeline Z...		Date	Time	Number of Packages 3		Custody Seal Number(s)															

*Use stop time/date for composite and/or air samples; use only start time/date for all other samples. Matrix: AQ = Aqueous, S = Soil, SE = Sediment, A = Air, W = Wipe, B = Bulk, O = Other (See in comments)

Client Name: WSP

Sample Preservation Receipt Form

Project # 40224372

Pace Analytical Services, LLC
1241 Bellevue Street, Suite 9
Green Bay, WI 54302

All containers needing preservation have been checked and noted below: Yes No N/A

Lab Lot# of pH paper:

Lab Std #ID of preservation (if pH adjusted):

Initial when completed:

Date/Time:

Pace Lab #	Glass							Plastic					Vials				Jars				General			VOA Vials (>6mm) *	H2SO4 pH ≤2	NaOH+Zn Act pH ≥9	NaOH pH ≥12	HNO3 pH ≤2	pH after adjusted	Volume (mL)					
	AG1U	BG1U	AG1H	AG4S	AG4U	AG5U	AG2S	BP1U	BP3U	BP3B	BP3N	BP3S	VG9A	DG9T	VG9U	VG9H	VG9M	VG9D	JGFU	JG9U	WGFU	WPFU	SP5T								ZPLC	GN			
001																																			2.5 / 5 / 10
002																																			2.5 / 5 / 10
003																																			2.5 / 5 / 10
004																																			2.5 / 5 / 10
005																																			2.5 / 5 / 10
006																																			2.5 / 5 / 10
007																																			2.5 / 5 / 10
008																																			2.5 / 5 / 10
009																																			2.5 / 5 / 10
010																																			2.5 / 5 / 10
011																																			2.5 / 5 / 10
012																																			2.5 / 5 / 10
013																																			2.5 / 5 / 10
014																																			2.5 / 5 / 10
015																																			2.5 / 5 / 10
016																																			2.5 / 5 / 10
017																																			2.5 / 5 / 10
018																																			2.5 / 5 / 10
019																																			2.5 / 5 / 10
020																																			2.5 / 5 / 10

WSP
4-2-21

Exceptions to preservation check: VOA, Coliform, TOC, TOX, TOH, O&G, WI DRO, Phenolics, Other: _____ Headspace in VOA Vials (>6mm) : Yes No N/A *If yes look in headspace column

AG1U	1 liter amber glass	BP1U	1 liter plastic unpres	VG9A	40 mL clear ascorbic	JGFU	4 oz amber jar unpres
BG1U	1 liter clear glass	BP3U	250 mL plastic unpres	DG9T	40 mL amber Na Thio	JG9U	9 oz amber jar unpres
AG1H	1 liter amber glass HCL	BP3B	250 mL plastic NaOH	VG9U	40 mL clear vial unpres	WGFU	4 oz clear jar unpres
AG4S	125 mL amber glass H2SO4	BP3N	250 mL plastic HNO3	VG9H	40 mL clear vial HCL	WPFU	4 oz plastic jar unpres
AG4U	120 mL amber glass unpres	BP3S	250 mL plastic H2SO4	VG9M	40 mL clear vial MeOH	SP5T	120 mL plastic Na Thiosulfate
AG5U	100 mL amber glass unpres			VG9D	40 mL clear vial DI	ZPLC	ziploc bag
AG2S	500 mL amber glass H2SO4					GN	
BG3U	250 mL clear glass unpres						



Document Name:
Sample Condition Upon Receipt (SCUR)
 Document No.:
ENV-FRM-GBAY-0014-Rev.00

Document Revised: 26Mar2020
 Author:
 Pace Green Bay Quality Office

Sample Condition Upon Receipt Form (SCUR)

Project #: _____

Client Name: WSP

WO# : 40224372

40224372

Courier: CS Logistics Fed Ex Speedee UPS Walco
 Client Pace Other: _____

Tracking #: 7854 9631 3639 - MSTR#

Custody Seal on Cooler/Box Present: yes no Seals intact: yes no

Custody Seal on Samples Present: yes no Seals intact: yes no

Packing Material: Bubble Wrap Bubble Bags None Other _____

Thermometer Used SR - 99 Type of Ice: Wet Blue Dry None Samples on ice, cooling process has begun

Cooler Temperature Uncorr: 1.0/2.0/1.0 Corr: 1.0/2.0/0.5

Temp Blank Present: yes no 0.5 Biological Tissue is Frozen: yes no

Person examining contents:
 Date: 4-2-21 /Initials: MLL
 Labeled By Initials: SK

Temp should be above freezing to 6°C.
 Biota Samples may be received at ≤ 0°C if shipped on Dry Ice.

Chain of Custody Present:	<input checked="" type="checkbox"/> Yes <input type="checkbox"/> No <input type="checkbox"/> N/A	1.
Chain of Custody Filled Out:	<input checked="" type="checkbox"/> Yes <input type="checkbox"/> No <input type="checkbox"/> N/A	2.
Chain of Custody Relinquished:	<input checked="" type="checkbox"/> Yes <input type="checkbox"/> No <input type="checkbox"/> N/A	3.
Sampler Name & Signature on COC:	<input checked="" type="checkbox"/> Yes <input type="checkbox"/> No <input type="checkbox"/> N/A	4.
Samples Arrived within Hold Time:	<input checked="" type="checkbox"/> Yes <input type="checkbox"/> No	5.
- VOA Samples frozen upon receipt	<input type="checkbox"/> Yes <input type="checkbox"/> No	Date/Time:
Short Hold Time Analysis (<72hr):	<input type="checkbox"/> Yes <input checked="" type="checkbox"/> No	6.
Rush Turn Around Time Requested:	<input checked="" type="checkbox"/> Yes <input type="checkbox"/> No	7.
Sufficient Volume:		8.
For Analysis: <input checked="" type="checkbox"/> Yes <input type="checkbox"/> No MS/MSD: <input type="checkbox"/> Yes <input checked="" type="checkbox"/> No <input type="checkbox"/> N/A		
Correct Containers Used:	<input checked="" type="checkbox"/> Yes <input type="checkbox"/> No	9.
-Pace Containers Used:	<input checked="" type="checkbox"/> Yes <input type="checkbox"/> No <input type="checkbox"/> N/A	
-Pace IR Containers Used:	<input type="checkbox"/> Yes <input type="checkbox"/> No <input checked="" type="checkbox"/> N/A	
Containers Intact:	<input checked="" type="checkbox"/> Yes <input type="checkbox"/> No	10.
Filtered volume received for Dissolved tests	<input type="checkbox"/> Yes <input type="checkbox"/> No <input checked="" type="checkbox"/> N/A	11.
Sample Labels match COC:	<input checked="" type="checkbox"/> Yes <input type="checkbox"/> No <input type="checkbox"/> N/A	12.
-Includes date/time/ID/Analysis Matrix: <u>W</u>		
Trip Blank Present:	<input type="checkbox"/> Yes <input checked="" type="checkbox"/> No <input type="checkbox"/> N/A	13.
Trip Blank Custody Seals Present	<input type="checkbox"/> Yes <input type="checkbox"/> No <input checked="" type="checkbox"/> N/A	
Pace Trip Blank Lot # (if purchased):		

Client Notification/ Resolution: _____ If checked, see attached form for additional comments

Person Contacted: _____ Date/Time: _____
 Comments/ Resolution: _____

PM Review is documented electronically in LIMs. By releasing the project, the PM acknowledges they have reviewed the sample logir

April 06, 2021

Timothy Huff
WSP USA
211 North Broadway
Saint Louis, MO 63102

RE: Project: 31401967.705-01.00 L13 MP 312
Pace Project No.: 40224368

Dear Timothy Huff:


Enclosed are the analytical results for sample(s) received by the laboratory on April 02, 2021. The results relate only to the samples included in this report. Results reported herein conform to the applicable TNI/NELAC Standards and the laboratory's Quality Manual, where applicable, unless otherwise noted in the body of the report.

The test results provided in this final report were generated by each of the following laboratories within the Pace Network:

- Pace Analytical Services - Green Bay

If you have any questions concerning this report, please feel free to contact me.

Sincerely,



Dan Milewsky
dan.milewsky@pacelabs.com
(920)469-2436
Project Manager

Enclosures

cc: Cal Johnson, WSP USA - MADISON
Brian Kimpel, WSP USA



REPORT OF LABORATORY ANALYSIS

This report shall not be reproduced, except in full,
without the written consent of Pace Analytical Services, LLC.

CERTIFICATIONS

Project: 31401967.705-01.00 L13 MP 312

Pace Project No.: 40224368

Pace Analytical Services Green Bay

1241 Bellevue Street, Green Bay, WI 54302

Florida/NELAP Certification #: E87948

Illinois Certification #: 200050

Kentucky UST Certification #: 82

Louisiana Certification #: 04168

Minnesota Certification #: 055-999-334

New York Certification #: 12064

North Dakota Certification #: R-150

Virginia VELAP ID: 460263

South Carolina Certification #: 83006001

Texas Certification #: T104704529-14-1

Wisconsin Certification #: 405132750

Wisconsin DATCP Certification #: 105-444

USDA Soil Permit #: P330-16-00157

Federal Fish & Wildlife Permit #: LE51774A-0

REPORT OF LABORATORY ANALYSIS

This report shall not be reproduced, except in full,
without the written consent of Pace Analytical Services, LLC.

SAMPLE SUMMARY

Project: 31401967.705-01.00 L13 MP 312
Pace Project No.: 40224368

Lab ID	Sample ID	Matrix	Date Collected	Date Received
40224368001	2021.04.01_LAMBERSON_POTAB LE	Water	04/01/21 09:20	04/02/21 08:20

REPORT OF LABORATORY ANALYSIS

This report shall not be reproduced, except in full,
without the written consent of Pace Analytical Services, LLC.

SAMPLE ANALYTE COUNT

Project: 31401967.705-01.00 L13 MP 312
Pace Project No.: 40224368

Lab ID	Sample ID	Method	Analysts	Analytes Reported
40224368001	2021.04.01_LAMBERSON_POTABLE	EPA 8260	LAP	68

PASI-G = Pace Analytical Services - Green Bay

REPORT OF LABORATORY ANALYSIS

This report shall not be reproduced, except in full,
without the written consent of Pace Analytical Services, LLC.

ANALYTICAL RESULTS

Project: 31401967.705-01.00 L13 MP 312
Pace Project No.: 40224368

Sample: 2021.04.01_LAMBERSON_ **Lab ID:** 40224368001 Collected: 04/01/21 09:20 Received: 04/02/21 08:20 Matrix: Water
POTABLE

Parameters	Results	Units	LOQ	LOD	DF	Prepared	Analyzed	CAS No.	Qual
8260 MSV Oxygenates		Analytical Method: EPA 8260 Pace Analytical Services - Green Bay							
1,1,1,2-Tetrachloroethane	<0.27	ug/L	1.0	0.27	1		04/05/21 10:50	630-20-6	
1,1,1-Trichloroethane	<0.24	ug/L	1.0	0.24	1		04/05/21 10:50	71-55-6	
1,1,2,2-Tetrachloroethane	<0.28	ug/L	1.0	0.28	1		04/05/21 10:50	79-34-5	
1,1,2-Trichloroethane	<0.55	ug/L	5.0	0.55	1		04/05/21 10:50	79-00-5	
1,1-Dichloroethane	<0.27	ug/L	1.0	0.27	1		04/05/21 10:50	75-34-3	
1,1-Dichloroethene	<0.24	ug/L	1.0	0.24	1		04/05/21 10:50	75-35-4	
1,1-Dichloropropene	<0.54	ug/L	1.8	0.54	1		04/05/21 10:50	563-58-6	
1,2,3-Trichlorobenzene	<2.2	ug/L	7.4	2.2	1		04/05/21 10:50	87-61-6	
1,2,3-Trichloropropane	<0.59	ug/L	5.0	0.59	1		04/05/21 10:50	96-18-4	
1,2,4-Trichlorobenzene	<0.95	ug/L	5.0	0.95	1		04/05/21 10:50	120-82-1	
1,2,4-Trimethylbenzene	<0.84	ug/L	2.8	0.84	1		04/05/21 10:50	95-63-6	
1,2-Dibromo-3-chloropropane	<1.8	ug/L	5.9	1.8	1		04/05/21 10:50	96-12-8	
1,2-Dibromoethane (EDB)	<0.83	ug/L	2.8	0.83	1		04/05/21 10:50	106-93-4	
1,2-Dichlorobenzene	<0.71	ug/L	2.4	0.71	1		04/05/21 10:50	95-50-1	
1,2-Dichloroethane	<0.28	ug/L	1.0	0.28	1		04/05/21 10:50	107-06-2	
1,2-Dichloropropane	<0.28	ug/L	1.0	0.28	1		04/05/21 10:50	78-87-5	
1,3,5-Trimethylbenzene	<0.87	ug/L	2.9	0.87	1		04/05/21 10:50	108-67-8	
1,3-Dichlorobenzene	<0.63	ug/L	2.1	0.63	1		04/05/21 10:50	541-73-1	
1,3-Dichloropropane	<0.83	ug/L	2.8	0.83	1		04/05/21 10:50	142-28-9	
1,4-Dichlorobenzene	<0.94	ug/L	3.1	0.94	1		04/05/21 10:50	106-46-7	
2,2-Dichloropropane	<2.3	ug/L	7.6	2.3	1		04/05/21 10:50	594-20-7	
2-Chlorotoluene	<0.93	ug/L	5.0	0.93	1		04/05/21 10:50	95-49-8	
4-Chlorotoluene	<0.76	ug/L	2.5	0.76	1		04/05/21 10:50	106-43-4	
Benzene	<0.25	ug/L	1.0	0.25	1		04/05/21 10:50	71-43-2	
Bromobenzene	<0.24	ug/L	1.0	0.24	1		04/05/21 10:50	108-86-1	
Bromochloromethane	<0.36	ug/L	5.0	0.36	1		04/05/21 10:50	74-97-5	
Bromodichloromethane	<0.36	ug/L	1.2	0.36	1		04/05/21 10:50	75-27-4	
Bromoform	<4.0	ug/L	13.2	4.0	1		04/05/21 10:50	75-25-2	
Bromomethane	<0.97	ug/L	5.0	0.97	1		04/05/21 10:50	74-83-9	
Carbon tetrachloride	<1.1	ug/L	3.6	1.1	1		04/05/21 10:50	56-23-5	
Chlorobenzene	<0.71	ug/L	2.4	0.71	1		04/05/21 10:50	108-90-7	
Chloroethane	<1.3	ug/L	5.0	1.3	1		04/05/21 10:50	75-00-3	
Chloroform	<1.3	ug/L	5.0	1.3	1		04/05/21 10:50	67-66-3	
Chloromethane	<2.2	ug/L	7.3	2.2	1		04/05/21 10:50	74-87-3	
Cyclohexane	<1.3	ug/L	5.0	1.3	1		04/05/21 10:50	110-82-7	
Dibromochloromethane	<2.6	ug/L	8.7	2.6	1		04/05/21 10:50	124-48-1	
Dibromomethane	<0.94	ug/L	3.1	0.94	1		04/05/21 10:50	74-95-3	
Dichlorodifluoromethane	<0.50	ug/L	5.0	0.50	1		04/05/21 10:50	75-71-8	
Diisopropyl ether	<1.9	ug/L	6.3	1.9	1		04/05/21 10:50	108-20-3	
Ethylbenzene	<0.32	ug/L	1.1	0.32	1		04/05/21 10:50	100-41-4	
Hexachloro-1,3-butadiene	<1.5	ug/L	4.9	1.5	1		04/05/21 10:50	87-68-3	
Isopropylbenzene (Cumene)	<1.7	ug/L	5.6	1.7	1		04/05/21 10:50	98-82-8	
Methyl-tert-butyl ether	<1.2	ug/L	4.2	1.2	1		04/05/21 10:50	1634-04-4	
Methylcyclohexane	<0.87	ug/L	5.0	0.87	1		04/05/21 10:50	108-87-2	

REPORT OF LABORATORY ANALYSIS

This report shall not be reproduced, except in full,
without the written consent of Pace Analytical Services, LLC.

ANALYTICAL RESULTS

Project: 31401967.705-01.00 L13 MP 312
Pace Project No.: 40224368

Sample: 2021.04.01_LAMBERSON_ **Lab ID:** 40224368001 Collected: 04/01/21 09:20 Received: 04/02/21 08:20 Matrix: Water
POTABLE

Parameters	Results	Units	LOQ	LOD	DF	Prepared	Analyzed	CAS No.	Qual
8260 MSV Oxygenates		Analytical Method: EPA 8260 Pace Analytical Services - Green Bay							
Methylene Chloride	<0.58	ug/L	5.0	0.58	1		04/05/21 10:50	75-09-2	
Naphthalene	<1.2	ug/L	5.0	1.2	1		04/05/21 10:50	91-20-3	
Styrene	<3.0	ug/L	10.0	3.0	1		04/05/21 10:50	100-42-5	
Tetrachloroethene	<0.33	ug/L	1.1	0.33	1		04/05/21 10:50	127-18-4	
Toluene	<0.27	ug/L	1.0	0.27	1		04/05/21 10:50	108-88-3	
Trichloroethene	<0.26	ug/L	1.0	0.26	1		04/05/21 10:50	79-01-6	
Trichlorofluoromethane	<0.21	ug/L	1.0	0.21	1		04/05/21 10:50	75-69-4	
Vinyl chloride	<0.17	ug/L	1.0	0.17	1		04/05/21 10:50	75-01-4	
cis-1,2-Dichloroethene	<0.27	ug/L	1.0	0.27	1		04/05/21 10:50	156-59-2	
cis-1,3-Dichloropropene	<3.6	ug/L	12.1	3.6	1		04/05/21 10:50	10061-01-5	
m&p-Xylene	<0.47	ug/L	2.0	0.47	1		04/05/21 10:50	179601-23-1	
n-Butylbenzene	<0.71	ug/L	2.4	0.71	1		04/05/21 10:50	104-51-8	
n-Heptane	<2.0	ug/L	6.7	2.0	1		04/05/21 10:50	142-82-5	
n-Hexane	<1.7	ug/L	5.7	1.7	1		04/05/21 10:50	110-54-3	
n-Propylbenzene	<0.81	ug/L	5.0	0.81	1		04/05/21 10:50	103-65-1	
o-Xylene	<0.26	ug/L	1.0	0.26	1		04/05/21 10:50	95-47-6	
p-Isopropyltoluene	<0.80	ug/L	2.7	0.80	1		04/05/21 10:50	99-87-6	
sec-Butylbenzene	<0.85	ug/L	5.0	0.85	1		04/05/21 10:50	135-98-8	
tert-Butylbenzene	<0.30	ug/L	1.0	0.30	1		04/05/21 10:50	98-06-6	
trans-1,2-Dichloroethene	<0.46	ug/L	1.5	0.46	1		04/05/21 10:50	156-60-5	
trans-1,3-Dichloropropene	<4.4	ug/L	14.6	4.4	1		04/05/21 10:50	10061-02-6	
Surrogates									
Dibromofluoromethane (S)	103	%	70-130		1		04/05/21 10:50	1868-53-7	
Toluene-d8 (S)	99	%	70-130		1		04/05/21 10:50	2037-26-5	
4-Bromofluorobenzene (S)	96	%	70-130		1		04/05/21 10:50	460-00-4	

REPORT OF LABORATORY ANALYSIS

This report shall not be reproduced, except in full,
without the written consent of Pace Analytical Services, LLC.

QUALITY CONTROL DATA

Project: 31401967.705-01.00 L13 MP 312

Pace Project No.: 40224368

QC Batch: 381441

Analysis Method: EPA 8260

QC Batch Method: EPA 8260

Analysis Description: 8260 MSV Oxygenates

Laboratory: Pace Analytical Services - Green Bay

Associated Lab Samples: 40224368001

METHOD BLANK: 2200305

Matrix: Water

Associated Lab Samples: 40224368001

Parameter	Units	Blank Result	Reporting Limit	Analyzed	Qualifiers
1,1,1,2-Tetrachloroethane	ug/L	<0.27	1.0	04/05/21 08:51	
1,1,1-Trichloroethane	ug/L	<0.24	1.0	04/05/21 08:51	
1,1,2,2-Tetrachloroethane	ug/L	<0.28	1.0	04/05/21 08:51	
1,1,2-Trichloroethane	ug/L	<0.55	5.0	04/05/21 08:51	
1,1-Dichloroethane	ug/L	<0.27	1.0	04/05/21 08:51	
1,1-Dichloroethene	ug/L	<0.24	1.0	04/05/21 08:51	
1,1-Dichloropropene	ug/L	<0.54	1.8	04/05/21 08:51	
1,2,3-Trichlorobenzene	ug/L	<2.2	7.4	04/05/21 08:51	
1,2,3-Trichloropropane	ug/L	<0.59	5.0	04/05/21 08:51	
1,2,4-Trichlorobenzene	ug/L	<0.95	5.0	04/05/21 08:51	
1,2,4-Trimethylbenzene	ug/L	<0.84	2.8	04/05/21 08:51	
1,2-Dibromo-3-chloropropane	ug/L	<1.8	5.9	04/05/21 08:51	
1,2-Dibromoethane (EDB)	ug/L	<0.83	2.8	04/05/21 08:51	
1,2-Dichlorobenzene	ug/L	<0.71	2.4	04/05/21 08:51	
1,2-Dichloroethane	ug/L	<0.28	1.0	04/05/21 08:51	
1,2-Dichloropropane	ug/L	<0.28	1.0	04/05/21 08:51	
1,3,5-Trimethylbenzene	ug/L	<0.87	2.9	04/05/21 08:51	
1,3-Dichlorobenzene	ug/L	<0.63	2.1	04/05/21 08:51	
1,3-Dichloropropane	ug/L	<0.83	2.8	04/05/21 08:51	
1,4-Dichlorobenzene	ug/L	<0.94	3.1	04/05/21 08:51	
2,2-Dichloropropane	ug/L	<2.3	7.6	04/05/21 08:51	
2-Chlorotoluene	ug/L	<0.93	5.0	04/05/21 08:51	
4-Chlorotoluene	ug/L	<0.76	2.5	04/05/21 08:51	
Benzene	ug/L	<0.25	1.0	04/05/21 08:51	
Bromobenzene	ug/L	<0.24	1.0	04/05/21 08:51	
Bromochloromethane	ug/L	<0.36	5.0	04/05/21 08:51	
Bromodichloromethane	ug/L	<0.36	1.2	04/05/21 08:51	
Bromoform	ug/L	<4.0	13.2	04/05/21 08:51	
Bromomethane	ug/L	<0.97	5.0	04/05/21 08:51	
Carbon tetrachloride	ug/L	<1.1	3.6	04/05/21 08:51	
Chlorobenzene	ug/L	<0.71	2.4	04/05/21 08:51	
Chloroethane	ug/L	<1.3	5.0	04/05/21 08:51	
Chloroform	ug/L	<1.3	5.0	04/05/21 08:51	
Chloromethane	ug/L	<2.2	7.3	04/05/21 08:51	
cis-1,2-Dichloroethene	ug/L	<0.27	1.0	04/05/21 08:51	
cis-1,3-Dichloropropene	ug/L	<3.6	12.1	04/05/21 08:51	
Cyclohexane	ug/L	<1.3	5.0	04/05/21 08:51	
Dibromochloromethane	ug/L	<2.6	8.7	04/05/21 08:51	
Dibromomethane	ug/L	<0.94	3.1	04/05/21 08:51	
Dichlorodifluoromethane	ug/L	<0.50	5.0	04/05/21 08:51	

Results presented on this page are in the units indicated by the "Units" column except where an alternate unit is presented to the right of the result.

REPORT OF LABORATORY ANALYSIS

This report shall not be reproduced, except in full,
without the written consent of Pace Analytical Services, LLC.

QUALITY CONTROL DATA

Project: 31401967.705-01.00 L13 MP 312
Pace Project No.: 40224368

METHOD BLANK: 2200305 Matrix: Water
Associated Lab Samples: 40224368001

Parameter	Units	Blank Result	Reporting Limit	Analyzed	Qualifiers
Diisopropyl ether	ug/L	<1.9	6.3	04/05/21 08:51	
Ethylbenzene	ug/L	<0.32	1.1	04/05/21 08:51	
Hexachloro-1,3-butadiene	ug/L	<1.5	4.9	04/05/21 08:51	
Isopropylbenzene (Cumene)	ug/L	<1.7	5.6	04/05/21 08:51	
m&p-Xylene	ug/L	<0.47	2.0	04/05/21 08:51	
Methyl-tert-butyl ether	ug/L	<1.2	4.2	04/05/21 08:51	
Methylcyclohexane	ug/L	<0.87	5.0	04/05/21 08:51	
Methylene Chloride	ug/L	<0.58	5.0	04/05/21 08:51	
n-Butylbenzene	ug/L	<0.71	2.4	04/05/21 08:51	
n-Heptane	ug/L	<2.0	6.7	04/05/21 08:51	
n-Hexane	ug/L	<1.7	5.7	04/05/21 08:51	
n-Propylbenzene	ug/L	<0.81	5.0	04/05/21 08:51	
Naphthalene	ug/L	<1.2	5.0	04/05/21 08:51	
o-Xylene	ug/L	<0.26	1.0	04/05/21 08:51	
p-Isopropyltoluene	ug/L	<0.80	2.7	04/05/21 08:51	
sec-Butylbenzene	ug/L	<0.85	5.0	04/05/21 08:51	
Styrene	ug/L	<3.0	10.0	04/05/21 08:51	
tert-Butylbenzene	ug/L	<0.30	1.0	04/05/21 08:51	
Tetrachloroethene	ug/L	<0.33	1.1	04/05/21 08:51	
Toluene	ug/L	<0.27	1.0	04/05/21 08:51	
trans-1,2-Dichloroethene	ug/L	<0.46	1.5	04/05/21 08:51	
trans-1,3-Dichloropropene	ug/L	<4.4	14.6	04/05/21 08:51	
Trichloroethene	ug/L	<0.26	1.0	04/05/21 08:51	
Trichlorofluoromethane	ug/L	<0.21	1.0	04/05/21 08:51	
Vinyl chloride	ug/L	<0.17	1.0	04/05/21 08:51	
4-Bromofluorobenzene (S)	%	97	70-130	04/05/21 08:51	
Dibromofluoromethane (S)	%	95	70-130	04/05/21 08:51	
Toluene-d8 (S)	%	100	70-130	04/05/21 08:51	

LABORATORY CONTROL SAMPLE: 2200306

Parameter	Units	Spike Conc.	LCS Result	LCS % Rec	% Rec Limits	Qualifiers
1,1,1-Trichloroethane	ug/L	50	54.9	110	70-130	
1,1,2,2-Tetrachloroethane	ug/L	50	53.1	106	66-130	
1,1,2-Trichloroethane	ug/L	50	52.0	104	70-130	
1,1-Dichloroethane	ug/L	50	48.0	96	68-132	
1,1-Dichloroethene	ug/L	50	47.3	95	85-126	
1,2,4-Trichlorobenzene	ug/L	50	52.6	105	70-130	
1,2-Dibromo-3-chloropropane	ug/L	50	50.9	102	51-126	
1,2-Dibromoethane (EDB)	ug/L	50	54.2	108	70-130	
1,2-Dichlorobenzene	ug/L	50	56.7	113	70-130	
1,2-Dichloroethane	ug/L	50	43.1	86	70-130	
1,2-Dichloropropane	ug/L	50	58.5	117	78-125	
1,3-Dichlorobenzene	ug/L	50	59.8	120	70-130	

Results presented on this page are in the units indicated by the "Units" column except where an alternate unit is presented to the right of the result.

REPORT OF LABORATORY ANALYSIS

This report shall not be reproduced, except in full,
without the written consent of Pace Analytical Services, LLC.

QUALITY CONTROL DATA

Project: 31401967.705-01.00 L13 MP 312
Pace Project No.: 40224368

LABORATORY CONTROL SAMPLE: 2200306

Parameter	Units	Spike Conc.	LCS Result	LCS % Rec	% Rec Limits	Qualifiers
1,4-Dichlorobenzene	ug/L	50	56.8	114	70-130	
Benzene	ug/L	50	49.3	99	70-132	
Bromodichloromethane	ug/L	50	59.1	118	70-130	
Bromoform	ug/L	50	61.4	123	65-130	
Bromomethane	ug/L	50	40.6	81	44-128	
Carbon tetrachloride	ug/L	50	52.3	105	70-130	
Chlorobenzene	ug/L	50	59.2	118	70-130	
Chloroethane	ug/L	50	48.2	96	73-137	
Chloroform	ug/L	50	49.6	99	80-122	
Chloromethane	ug/L	50	37.2	74	27-148	
cis-1,2-Dichloroethene	ug/L	50	49.6	99	70-130	
cis-1,3-Dichloropropene	ug/L	50	56.6	113	70-130	
Cyclohexane	ug/L	50	48.4	97	50-150	
Dibromochloromethane	ug/L	50	57.0	114	70-130	
Dichlorodifluoromethane	ug/L	50	22.7	45	22-151	
Ethylbenzene	ug/L	50	61.1	122	80-123	
Isopropylbenzene (Cumene)	ug/L	50	61.3	123	70-130	
m&p-Xylene	ug/L	100	122	122	70-130	
Methyl-tert-butyl ether	ug/L	50	40.5	81	66-130	
Methylcyclohexane	ug/L	50	64.1	128	50-150	
Methylene Chloride	ug/L	50	48.7	97	70-130	
o-Xylene	ug/L	50	60.1	120	70-130	
Styrene	ug/L	50	61.3	123	70-130	
Tetrachloroethene	ug/L	50	60.4	121	70-130	
Toluene	ug/L	50	59.2	118	80-121	
trans-1,2-Dichloroethene	ug/L	50	47.4	95	70-130	
trans-1,3-Dichloropropene	ug/L	50	52.5	105	58-125	
Trichloroethene	ug/L	50	61.8	124	70-130	
Trichlorofluoromethane	ug/L	50	50.5	101	84-148	
Vinyl chloride	ug/L	50	42.4	85	63-142	
4-Bromofluorobenzene (S)	%			106	70-130	
Dibromofluoromethane (S)	%			96	70-130	
Toluene-d8 (S)	%			105	70-130	

MATRIX SPIKE & MATRIX SPIKE DUPLICATE: 2200565 2200566

Parameter	Units	MS		MSD		MS Result	MSD Result	MS % Rec	MSD % Rec	% Rec Limits	RPD	Max RPD	Qual
		40224367001 Result	Spike Conc.	Spike Conc.	Conc.								
1,1,1-Trichloroethane	ug/L	<0.24	50	50	54.2	54.1	108	108	70-130	0	20		
1,1,2,2-Tetrachloroethane	ug/L	<0.28	50	50	54.6	54.9	109	110	66-130	1	20		
1,1,2-Trichloroethane	ug/L	<0.55	50	50	55.2	54.0	110	108	70-130	2	20		
1,1,2-Dichloroethane	ug/L	<0.27	50	50	48.1	46.5	96	93	68-132	3	20		
1,1-Dichloroethene	ug/L	<0.24	50	50	46.1	45.3	92	91	76-132	2	20		
1,2,4-Trichlorobenzene	ug/L	<0.95	50	50	48.3	50.7	97	101	70-130	5	20		

Results presented on this page are in the units indicated by the "Units" column except where an alternate unit is presented to the right of the result.

REPORT OF LABORATORY ANALYSIS

This report shall not be reproduced, except in full,
without the written consent of Pace Analytical Services, LLC.

QUALITY CONTROL DATA

Project: 31401967.705-01.00 L13 MP 312

Pace Project No.: 40224368

Parameter	Units	2200565		2200566		MS % Rec	MSD % Rec	% Rec Limits	RPD	Max RPD	Qual
		40224367001 Result	MS Spike Conc.	MSD Spike Conc.	MS Result						
1,2-Dibromo-3-chloropropane	ug/L	<1.8	50	50	50.0	51.5	100	103	51-126	3	20
1,2-Dibromoethane (EDB)	ug/L	<0.83	50	50	55.2	54.5	110	109	70-130	1	20
1,2-Dichlorobenzene	ug/L	<0.71	50	50	53.3	53.5	107	107	70-130	0	20
1,2-Dichloroethane	ug/L	<0.28	50	50	45.5	44.9	91	90	70-130	1	20
1,2-Dichloropropane	ug/L	<0.28	50	50	59.3	58.8	119	118	77-125	1	20
1,3-Dichlorobenzene	ug/L	<0.63	50	50	54.1	54.4	108	109	70-130	0	20
1,4-Dichlorobenzene	ug/L	<0.94	50	50	53.6	53.6	107	107	70-130	0	20
Benzene	ug/L	<0.25	50	50	49.0	47.5	98	95	70-132	3	20
Bromodichloromethane	ug/L	<0.36	50	50	60.6	59.9	121	120	70-130	1	20
Bromoform	ug/L	<4.0	50	50	64.6	63.5	129	127	65-130	2	20
Bromomethane	ug/L	<0.97	50	50	37.3	39.5	75	79	44-128	6	21
Carbon tetrachloride	ug/L	<1.1	50	50	53.1	51.0	106	102	70-132	4	20
Chlorobenzene	ug/L	<0.71	50	50	58.3	56.2	117	112	70-130	4	20
Chloroethane	ug/L	<1.3	50	50	47.0	45.2	94	90	70-137	4	20
Chloroform	ug/L	<1.3	50	50	50.5	49.2	101	98	80-122	3	20
Chloromethane	ug/L	<2.2	50	50	33.3	32.8	67	66	17-149	1	20
cis-1,2-Dichloroethene	ug/L	<0.27	50	50	51.3	49.9	103	100	70-130	3	20
cis-1,3-Dichloropropene	ug/L	<3.6	50	50	54.9	55.1	110	110	70-130	0	20
Cyclohexane	ug/L	<1.3	50	50	46.7	45.1	93	90	50-150	3	20
Dibromochloromethane	ug/L	<2.6	50	50	57.9	57.5	116	115	70-130	1	20
Dichlorodifluoromethane	ug/L	<0.50	50	50	19.2	19.1	38	38	22-158	1	20
Ethylbenzene	ug/L	<0.32	50	50	58.6	56.9	117	114	80-123	3	20
Isopropylbenzene (Cumene)	ug/L	<1.7	50	50	57.9	55.9	116	112	70-130	4	20
m&p-Xylene	ug/L	<0.47	100	100	117	115	117	115	70-130	2	20
Methyl-tert-butyl ether	ug/L	<1.2	50	50	43.3	43.1	87	86	66-130	0	20
Methylcyclohexane	ug/L	<0.87	50	50	60.1	58.0	120	116	50-150	4	20
Methylene Chloride	ug/L	<0.58	50	50	47.0	45.7	94	91	70-130	3	20
o-Xylene	ug/L	<0.26	50	50	57.5	54.8	115	110	70-130	5	20
Styrene	ug/L	<3.0	50	50	60.4	57.5	121	115	70-130	5	20
Tetrachloroethene	ug/L	<0.33	50	50	59.7	57.2	119	114	70-130	4	20
Toluene	ug/L	<0.27	50	50	57.6	55.6	115	111	80-121	4	20
trans-1,2-Dichloroethene	ug/L	<0.46	50	50	49.3	47.5	99	95	70-134	4	20
trans-1,3-Dichloropropene	ug/L	<4.4	50	50	53.7	52.0	107	104	58-130	3	20
Trichloroethene	ug/L	<0.26	50	50	60.4	61.1	121	122	70-130	1	20
Trichlorofluoromethane	ug/L	<0.21	50	50	49.1	48.0	98	96	82-151	2	20
Vinyl chloride	ug/L	<0.17	50	50	39.3	38.7	79	77	61-143	2	20
4-Bromofluorobenzene (S)	%						105	105	70-130		
Dibromofluoromethane (S)	%						105	102	70-130		
Toluene-d8 (S)	%						105	103	70-130		

Results presented on this page are in the units indicated by the "Units" column except where an alternate unit is presented to the right of the result.

REPORT OF LABORATORY ANALYSIS

This report shall not be reproduced, except in full,
without the written consent of Pace Analytical Services, LLC.

QUALIFIERS

Project: 31401967.705-01.00 L13 MP 312

Pace Project No.: 40224368

DEFINITIONS

DF - Dilution Factor, if reported, represents the factor applied to the reported data due to dilution of the sample aliquot.

ND - Not Detected at or above LOD.

J - Estimated concentration at or above the LOD and below the LOQ.

LOD - Limit of Detection adjusted for dilution factor, percent moisture, initial weight and final volume.

LOQ - Limit of Quantitation adjusted for dilution factor, percent moisture, initial weight and final volume.

S - Surrogate

1,2-Diphenylhydrazine decomposes to and cannot be separated from Azobenzene using Method 8270. The result for each analyte is a combined concentration.

Consistent with EPA guidelines, unrounded data are displayed and have been used to calculate % recovery and RPD values.

LCS(D) - Laboratory Control Sample (Duplicate)

MS(D) - Matrix Spike (Duplicate)

DUP - Sample Duplicate

RPD - Relative Percent Difference

NC - Not Calculable.

SG - Silica Gel - Clean-Up

U - Indicates the compound was analyzed for, but not detected at or above the adjusted LOD.

N-Nitrosodiphenylamine decomposes and cannot be separated from Diphenylamine using Method 8270. The result reported for each analyte is a combined concentration.

Pace Analytical is TNI accredited. Contact your Pace PM for the current list of accredited analytes.

TNI - The NELAC Institute.

WORKORDER QUALIFIERS

WO: 40224368

[1] Mass spectral library search was performed on this sample. Tentatively Identified Compounds (TIC's) were not present.

REPORT OF LABORATORY ANALYSIS

This report shall not be reproduced, except in full,
without the written consent of Pace Analytical Services, LLC.

QUALITY CONTROL DATA CROSS REFERENCE TABLE

Project: 31401967.705-01.00 L13 MP 312

Pace Project No.: 40224368

Lab ID	Sample ID	QC Batch Method	QC Batch	Analytical Method	Analytical Batch
40224368001	2021.04.01_LAMBERSON_POTAB LE	EPA 8260	381441		

REPORT OF LABORATORY ANALYSIS

This report shall not be reproduced, except in full,
without the written consent of Pace Analytical Services, LLC.

CHAIN-OF-CUSTODY RECORD

40224368

WSP Office Address 5957 McKee Road, Suite 7, Madison, WI 53719				Requested Analyses & Preservatives										No. 001		WSP		
Project Name L13 MP 312 Valve Site		WSP Contact Name Tim Huff		Number of Containers	VOCs (EPA Method 8260) - 48 Hr TAT	GRO (WI Modified) - 10-day TAT	butane, ethane, isobutane, propane (FSK-175) 10-day TAT									Laboratory Name & Location Pace Analytical - Green Bay, WI		
Project Location Ft Atkinson, WI		WSP Contact E-mail tim.huff@wsp.com														Laboratory Project Manager Dan Milewsky		
Project Number & Task 31401967.705 - 01.00		WSP Contact Phone 571-217-6759														Requested Turn-Around-Time <input checked="" type="checkbox"/> Standard <input type="checkbox"/> 24 HR <input checked="" type="checkbox"/> 48 HR <input type="checkbox"/> 72 HR <input type="checkbox"/> HR		
Sampler(s) Name(s) Cal Johnson		Sampler(s) Signature(s) 		Requested Deliverable <input checked="" type="checkbox"/> Level II <input type="checkbox"/> ERIMS EDD <input type="checkbox"/> Level III <input checked="" type="checkbox"/> GISKEY EDD <input type="checkbox"/> Level IV <input type="checkbox"/> EQUIS EDD		Sample Comments												
Sample Identification	Matrix	Collection Start*		Collection Stop*		Number of Containers	VOCs (EPA Method 8260) - 48 Hr TAT	GRO (WI Modified) - 10-day TAT	butane, ethane, isobutane, propane (FSK-175) 10-day TAT								Sample Comments	
		Date	Time	Date	Time													
2021.04.01_Lamberson_Potable Well	AQ	4/1/21	0920	-	-	3	X											Lamberson Ocl
Relinquished By (Signature) 	Date 4/1/21	Time 1800	Received By (Signature)	Date	Time	Shipment Method Fed Ex	Tracking Number(s) See SUR MRL 4-2-21											
Relinquished By (Signature) FedEx Express	Date 4-2-21	Time 0820	Received By (Signature) Modwin J. Mohd. Lee	Date 4-2-21	Time 0820	Number of Packages 3	Custody Seal Number(s) —											

*Use stop time/date for composite and/or air samples; use only start time/date for all other samples. Matrix: AQ = Aqueous, S = Soil, SE = Sediment, A = Air, W = Wipe, B = Bulk, O = Other (detail in comments)

Client Name: MSF

Sample Preservation Receipt Form

Project # 40224368

Pace Analytical Services, LLC
1241 Bellevue Street, Suite 9
Green Bay, WI 54302

All containers needing preservation have been checked and noted below: Yes No N/A

Lab Lot# of pH paper:

Lab Sid #ID of preservation (if pH adjusted):

Initial when completed:

Date/Time:

Pace Lab #	Glass	Plastic	Vials	Jars	General	VOA Vials (>6mm) *	H2SO4 pH ≤2	NaOH+Zn Act pH ≥9	NaOH pH ≥12	HNO3 pH ≤2	pH after adjusted	Volume (mL)
001	AG1U	BP1U	VG9A	JGFU	SP5T							2.5/5/10
002	BG1U	BP3U	DG9T	JG9U	ZPLC							2.5/5/10
003	AG1H	BP3B	VG9U	WGFU	GN							2.5/5/10
004	AG4S	BP3N	VG9H	WPFU								2.5/5/10
005	AG4U	BP3S	VG9M									2.5/5/10
006	AG5U		VG9D									2.5/5/10
007	AG2S											2.5/5/10
008	BG3U											2.5/5/10
009												2.5/5/10
010												2.5/5/10
011												2.5/5/10
012												2.5/5/10
013												2.5/5/10
014												2.5/5/10
015												2.5/5/10
016												2.5/5/10
017												2.5/5/10
018												2.5/5/10
019												2.5/5/10
020												2.5/5/10

MSF
4-2-21

Exceptions to preservation check: VOA, Coliform, TOC, TOX, TOH, O&G, WI DRO, Phenolics, Other: _____ Headspace in VOA Vials (<6mm) : Yes No N/A *If yes look in headspace column

AG1U	1 liter amber glass	BP1U	1 liter plastic unpres	VG9A	40 mL clear ascorbic	JGFU	4 oz amber jar unpres
BG1U	1 liter clear glass	BP3U	250 mL plastic unpres	DG9T	40 mL amber Na Thio	JG9U	9 oz amber jar unpres
AG1H	1 liter amber glass HCL	BP3B	250 mL plastic NaOH	VG9U	40 mL clear vial unpres	WGFU	4 oz clear jar unpres
AG4S	125 mL amber glass H2SO4	BP3N	250 mL plastic HNO3	VG9H	40 mL clear vial HCL	WPFU	4 oz plastic jar unpres
AG4U	120 mL amber glass unpres	BP3S	250 mL plastic H2SO4	VG9M	40 mL clear vial MeOH	SP5T	120 mL plastic Na Thiosulfate
AG5U	100 mL amber glass unpres			VG9D	40 mL clear vial DI	ZPLC	ziploc bag
AG2S	500 mL amber glass H2SO4					GN	
BG3U	250 mL clear glass unpres						



Document Name:
Sample Condition Upon Receipt (SCUR)
 Document No.:
ENV-FRM-GBAY-0014-Rev.00

Document Revised: 26Mar2020
 Author:
 Pace Green Bay Quality Office

Sample Condition Upon Receipt Form (SCUR)

Project #: _____

Client Name: WSP

WO#: 40224368

Courier: CS Logistics Fed Ex Speedee UPS Walco
 Client Pace Other: _____



Tracking #: 7851 9631 3639 - Mstr #

Custody Seal on Cooler/Box Present: yes no Seals intact: yes no

Custody Seal on Samples Present: yes no Seals intact: yes no

Packing Material: Bubble Wrap Bubble Bags None Other

Thermometer Used SR-99 Type of Ice: Wet Blue Dry None Samples on ice, cooling process has begun

Cooler Temperature Uncorr: 10/2.0 / Corr: 10/2.0/0.5

Temp Blank Present: yes no 0.5 Biological Tissue is Frozen: yes no

Person examining contents:
 Date: 4-2-21 Initials: MLR
 Labeled By Initials: SKW

Temp should be above freezing to 6°C.
 Biota Samples may be received at ≤ 0°C if shipped on Dry Ice.

Chain of Custody Present:	<input checked="" type="checkbox"/> Yes <input type="checkbox"/> No <input type="checkbox"/> N/A	1.
Chain of Custody Filled Out:	<input checked="" type="checkbox"/> Yes <input type="checkbox"/> No <input type="checkbox"/> N/A	2.
Chain of Custody Relinquished:	<input checked="" type="checkbox"/> Yes <input type="checkbox"/> No <input type="checkbox"/> N/A	3.
Sampler Name & Signature on COC:	<input checked="" type="checkbox"/> Yes <input type="checkbox"/> No <input type="checkbox"/> N/A	4.
Samples Arrived within Hold Time:	<input checked="" type="checkbox"/> Yes <input type="checkbox"/> No	5.
- VOA Samples frozen upon receipt	<input type="checkbox"/> Yes <input type="checkbox"/> No	Date/Time:
Short Hold Time Analysis (<72hr):	<input type="checkbox"/> Yes <input checked="" type="checkbox"/> No	6.
Rush Turn Around Time Requested:	<input checked="" type="checkbox"/> Yes <input type="checkbox"/> No	7.
Sufficient Volume:		8.
For Analysis: <input checked="" type="checkbox"/> Yes <input type="checkbox"/> No MS/MSD: <input type="checkbox"/> Yes <input checked="" type="checkbox"/> No <input type="checkbox"/> N/A		
Correct Containers Used:	<input checked="" type="checkbox"/> Yes <input type="checkbox"/> No	9.
-Pace Containers Used:	<input checked="" type="checkbox"/> Yes <input type="checkbox"/> No <input type="checkbox"/> N/A	
-Pace IR Containers Used:	<input type="checkbox"/> Yes <input type="checkbox"/> No <input checked="" type="checkbox"/> N/A	
Containers Intact:	<input checked="" type="checkbox"/> Yes <input type="checkbox"/> No	10.
Filtered volume received for Dissolved tests	<input type="checkbox"/> Yes <input type="checkbox"/> No <input checked="" type="checkbox"/> N/A	11.
Sample Labels match COC:	<input checked="" type="checkbox"/> Yes <input type="checkbox"/> No <input type="checkbox"/> N/A	12.
-Includes date/time/ID/Analysis Matrix: <u>W</u>		
Trip Blank Present:	<input type="checkbox"/> Yes <input checked="" type="checkbox"/> No <input type="checkbox"/> N/A	13.
Trip Blank Custody Seals Present	<input type="checkbox"/> Yes <input type="checkbox"/> No <input checked="" type="checkbox"/> N/A	
Pace Trip Blank Lot # (if purchased):		

Client Notification/ Resolution: _____ If checked, see attached form for additional comments

Person Contacted: _____ Date/Time: _____

Comments/ Resolution: _____

PM Review is documented electronically in LIMs. By releasing the project, the PM acknowledges they have reviewed the sample logir

April 06, 2021

Timothy Huff
WSP USA
211 North Broadway
Saint Louis, MO 63102

RE: Project: 31401967.705-01.00 L13 MP 312
Pace Project No.: 40224370

Dear Timothy Huff:


Enclosed are the analytical results for sample(s) received by the laboratory on April 02, 2021. The results relate only to the samples included in this report. Results reported herein conform to the applicable TNI/NELAC Standards and the laboratory's Quality Manual, where applicable, unless otherwise noted in the body of the report.

The test results provided in this final report were generated by each of the following laboratories within the Pace Network:

- Pace Analytical Services - Green Bay

If you have any questions concerning this report, please feel free to contact me.

Sincerely,



Dan Milewsky
dan.milewsky@pacelabs.com
(920)469-2436
Project Manager

Enclosures

cc: Cal Johnson, WSP USA - MADISON
Brian Kimpel, WSP USA



REPORT OF LABORATORY ANALYSIS

This report shall not be reproduced, except in full,
without the written consent of Pace Analytical Services, LLC.

CERTIFICATIONS

Project: 31401967.705-01.00 L13 MP 312

Pace Project No.: 40224370

Pace Analytical Services Green Bay

1241 Bellevue Street, Green Bay, WI 54302

Florida/NELAP Certification #: E87948

Illinois Certification #: 200050

Kentucky UST Certification #: 82

Louisiana Certification #: 04168

Minnesota Certification #: 055-999-334

New York Certification #: 12064

North Dakota Certification #: R-150

Virginia VELAP ID: 460263

South Carolina Certification #: 83006001

Texas Certification #: T104704529-14-1

Wisconsin Certification #: 405132750

Wisconsin DATCP Certification #: 105-444

USDA Soil Permit #: P330-16-00157

Federal Fish & Wildlife Permit #: LE51774A-0

REPORT OF LABORATORY ANALYSIS

This report shall not be reproduced, except in full,
without the written consent of Pace Analytical Services, LLC.

SAMPLE SUMMARY

Project: 31401967.705-01.00 L13 MP 312

Pace Project No.: 40224370

Lab ID	Sample ID	Matrix	Date Collected	Date Received
40224370001	2021.04.01_LUBBERT_POTABLE_A	Water	04/01/21 10:55	04/02/21 08:20

REPORT OF LABORATORY ANALYSIS

This report shall not be reproduced, except in full,
without the written consent of Pace Analytical Services, LLC.

SAMPLE ANALYTE COUNT

Project: 31401967.705-01.00 L13 MP 312

Pace Project No.: 40224370

Lab ID	Sample ID	Method	Analysts	Analytes Reported
40224370001	2021.04.01_LUBBERT_POTABLE_A	EPA 8260	LAP	68

PASI-G = Pace Analytical Services - Green Bay

REPORT OF LABORATORY ANALYSIS

This report shall not be reproduced, except in full,
without the written consent of Pace Analytical Services, LLC.

ANALYTICAL RESULTS

Project: 31401967.705-01.00 L13 MP 312
Pace Project No.: 40224370

Sample: 2021.04.01_LUBBERT_POT **Lab ID:** 40224370001 **Collected:** 04/01/21 10:55 **Received:** 04/02/21 08:20 **Matrix:** Water
ABLE_A

Parameters	Results	Units	LOQ	LOD	DF	Prepared	Analyzed	CAS No.	Qual
8260 MSV Oxygenates		Analytical Method: EPA 8260 Pace Analytical Services - Green Bay							
1,1,1,2-Tetrachloroethane	<0.27	ug/L	1.0	0.27	1		04/05/21 11:14	630-20-6	
1,1,1-Trichloroethane	<0.24	ug/L	1.0	0.24	1		04/05/21 11:14	71-55-6	
1,1,2,2-Tetrachloroethane	<0.28	ug/L	1.0	0.28	1		04/05/21 11:14	79-34-5	
1,1,2-Trichloroethane	<0.55	ug/L	5.0	0.55	1		04/05/21 11:14	79-00-5	
1,1-Dichloroethane	<0.27	ug/L	1.0	0.27	1		04/05/21 11:14	75-34-3	
1,1-Dichloroethene	<0.24	ug/L	1.0	0.24	1		04/05/21 11:14	75-35-4	
1,1-Dichloropropene	<0.54	ug/L	1.8	0.54	1		04/05/21 11:14	563-58-6	
1,2,3-Trichlorobenzene	<2.2	ug/L	7.4	2.2	1		04/05/21 11:14	87-61-6	
1,2,3-Trichloropropane	<0.59	ug/L	5.0	0.59	1		04/05/21 11:14	96-18-4	
1,2,4-Trichlorobenzene	<0.95	ug/L	5.0	0.95	1		04/05/21 11:14	120-82-1	
1,2,4-Trimethylbenzene	<0.84	ug/L	2.8	0.84	1		04/05/21 11:14	95-63-6	
1,2-Dibromo-3-chloropropane	<1.8	ug/L	5.9	1.8	1		04/05/21 11:14	96-12-8	
1,2-Dibromoethane (EDB)	<0.83	ug/L	2.8	0.83	1		04/05/21 11:14	106-93-4	
1,2-Dichlorobenzene	<0.71	ug/L	2.4	0.71	1		04/05/21 11:14	95-50-1	
1,2-Dichloroethane	<0.28	ug/L	1.0	0.28	1		04/05/21 11:14	107-06-2	
1,2-Dichloropropane	<0.28	ug/L	1.0	0.28	1		04/05/21 11:14	78-87-5	
1,3,5-Trimethylbenzene	<0.87	ug/L	2.9	0.87	1		04/05/21 11:14	108-67-8	
1,3-Dichlorobenzene	<0.63	ug/L	2.1	0.63	1		04/05/21 11:14	541-73-1	
1,3-Dichloropropane	<0.83	ug/L	2.8	0.83	1		04/05/21 11:14	142-28-9	
1,4-Dichlorobenzene	<0.94	ug/L	3.1	0.94	1		04/05/21 11:14	106-46-7	
2,2-Dichloropropane	<2.3	ug/L	7.6	2.3	1		04/05/21 11:14	594-20-7	
2-Chlorotoluene	<0.93	ug/L	5.0	0.93	1		04/05/21 11:14	95-49-8	
4-Chlorotoluene	<0.76	ug/L	2.5	0.76	1		04/05/21 11:14	106-43-4	
Benzene	<0.25	ug/L	1.0	0.25	1		04/05/21 11:14	71-43-2	
Bromobenzene	<0.24	ug/L	1.0	0.24	1		04/05/21 11:14	108-86-1	
Bromochloromethane	<0.36	ug/L	5.0	0.36	1		04/05/21 11:14	74-97-5	
Bromodichloromethane	<0.36	ug/L	1.2	0.36	1		04/05/21 11:14	75-27-4	
Bromoform	<4.0	ug/L	13.2	4.0	1		04/05/21 11:14	75-25-2	
Bromomethane	<0.97	ug/L	5.0	0.97	1		04/05/21 11:14	74-83-9	
Carbon tetrachloride	<1.1	ug/L	3.6	1.1	1		04/05/21 11:14	56-23-5	
Chlorobenzene	<0.71	ug/L	2.4	0.71	1		04/05/21 11:14	108-90-7	
Chloroethane	<1.3	ug/L	5.0	1.3	1		04/05/21 11:14	75-00-3	
Chloroform	<1.3	ug/L	5.0	1.3	1		04/05/21 11:14	67-66-3	
Chloromethane	<2.2	ug/L	7.3	2.2	1		04/05/21 11:14	74-87-3	
Cyclohexane	<1.3	ug/L	5.0	1.3	1		04/05/21 11:14	110-82-7	
Dibromochloromethane	<2.6	ug/L	8.7	2.6	1		04/05/21 11:14	124-48-1	
Dibromomethane	<0.94	ug/L	3.1	0.94	1		04/05/21 11:14	74-95-3	
Dichlorodifluoromethane	<0.50	ug/L	5.0	0.50	1		04/05/21 11:14	75-71-8	
Diisopropyl ether	<1.9	ug/L	6.3	1.9	1		04/05/21 11:14	108-20-3	
Ethylbenzene	<0.32	ug/L	1.1	0.32	1		04/05/21 11:14	100-41-4	
Hexachloro-1,3-butadiene	<1.5	ug/L	4.9	1.5	1		04/05/21 11:14	87-68-3	
Isopropylbenzene (Cumene)	<1.7	ug/L	5.6	1.7	1		04/05/21 11:14	98-82-8	
Methyl-tert-butyl ether	<1.2	ug/L	4.2	1.2	1		04/05/21 11:14	1634-04-4	
Methylcyclohexane	<0.87	ug/L	5.0	0.87	1		04/05/21 11:14	108-87-2	

REPORT OF LABORATORY ANALYSIS

This report shall not be reproduced, except in full,
without the written consent of Pace Analytical Services, LLC.

ANALYTICAL RESULTS

Project: 31401967.705-01.00 L13 MP 312
Pace Project No.: 40224370

Sample: 2021.04.01_LUBBERT_POT **Lab ID:** 40224370001 **Collected:** 04/01/21 10:55 **Received:** 04/02/21 08:20 **Matrix:** Water
ABLE_A

Parameters	Results	Units	LOQ	LOD	DF	Prepared	Analyzed	CAS No.	Qual
8260 MSV Oxygenates		Analytical Method: EPA 8260 Pace Analytical Services - Green Bay							
Methylene Chloride	<0.58	ug/L	5.0	0.58	1		04/05/21 11:14	75-09-2	
Naphthalene	<1.2	ug/L	5.0	1.2	1		04/05/21 11:14	91-20-3	
Styrene	<3.0	ug/L	10.0	3.0	1		04/05/21 11:14	100-42-5	
Tetrachloroethene	<0.33	ug/L	1.1	0.33	1		04/05/21 11:14	127-18-4	
Toluene	<0.27	ug/L	1.0	0.27	1		04/05/21 11:14	108-88-3	
Trichloroethene	<0.26	ug/L	1.0	0.26	1		04/05/21 11:14	79-01-6	
Trichlorofluoromethane	<0.21	ug/L	1.0	0.21	1		04/05/21 11:14	75-69-4	
Vinyl chloride	<0.17	ug/L	1.0	0.17	1		04/05/21 11:14	75-01-4	
cis-1,2-Dichloroethene	<0.27	ug/L	1.0	0.27	1		04/05/21 11:14	156-59-2	
cis-1,3-Dichloropropene	<3.6	ug/L	12.1	3.6	1		04/05/21 11:14	10061-01-5	
m&p-Xylene	<0.47	ug/L	2.0	0.47	1		04/05/21 11:14	179601-23-1	
n-Butylbenzene	<0.71	ug/L	2.4	0.71	1		04/05/21 11:14	104-51-8	
n-Heptane	<2.0	ug/L	6.7	2.0	1		04/05/21 11:14	142-82-5	
n-Hexane	<1.7	ug/L	5.7	1.7	1		04/05/21 11:14	110-54-3	
n-Propylbenzene	<0.81	ug/L	5.0	0.81	1		04/05/21 11:14	103-65-1	
o-Xylene	<0.26	ug/L	1.0	0.26	1		04/05/21 11:14	95-47-6	
p-Isopropyltoluene	<0.80	ug/L	2.7	0.80	1		04/05/21 11:14	99-87-6	
sec-Butylbenzene	<0.85	ug/L	5.0	0.85	1		04/05/21 11:14	135-98-8	
tert-Butylbenzene	<0.30	ug/L	1.0	0.30	1		04/05/21 11:14	98-06-6	
trans-1,2-Dichloroethene	<0.46	ug/L	1.5	0.46	1		04/05/21 11:14	156-60-5	
trans-1,3-Dichloropropene	<4.4	ug/L	14.6	4.4	1		04/05/21 11:14	10061-02-6	
Surrogates									
Dibromofluoromethane (S)	104	%	70-130		1		04/05/21 11:14	1868-53-7	
Toluene-d8 (S)	99	%	70-130		1		04/05/21 11:14	2037-26-5	
4-Bromofluorobenzene (S)	98	%	70-130		1		04/05/21 11:14	460-00-4	

REPORT OF LABORATORY ANALYSIS

This report shall not be reproduced, except in full,
without the written consent of Pace Analytical Services, LLC.

QUALITY CONTROL DATA

Project: 31401967.705-01.00 L13 MP 312
Pace Project No.: 40224370

QC Batch: 381441	Analysis Method: EPA 8260
QC Batch Method: EPA 8260	Analysis Description: 8260 MSV Oxygenates
	Laboratory: Pace Analytical Services - Green Bay

Associated Lab Samples: 40224370001

METHOD BLANK: 2200305 Matrix: Water

Associated Lab Samples: 40224370001

Parameter	Units	Blank Result	Reporting Limit	Analyzed	Qualifiers
1,1,1,2-Tetrachloroethane	ug/L	<0.27	1.0	04/05/21 08:51	
1,1,1-Trichloroethane	ug/L	<0.24	1.0	04/05/21 08:51	
1,1,2,2-Tetrachloroethane	ug/L	<0.28	1.0	04/05/21 08:51	
1,1,2-Trichloroethane	ug/L	<0.55	5.0	04/05/21 08:51	
1,1-Dichloroethane	ug/L	<0.27	1.0	04/05/21 08:51	
1,1-Dichloroethene	ug/L	<0.24	1.0	04/05/21 08:51	
1,1-Dichloropropene	ug/L	<0.54	1.8	04/05/21 08:51	
1,2,3-Trichlorobenzene	ug/L	<2.2	7.4	04/05/21 08:51	
1,2,3-Trichloropropane	ug/L	<0.59	5.0	04/05/21 08:51	
1,2,4-Trichlorobenzene	ug/L	<0.95	5.0	04/05/21 08:51	
1,2,4-Trimethylbenzene	ug/L	<0.84	2.8	04/05/21 08:51	
1,2-Dibromo-3-chloropropane	ug/L	<1.8	5.9	04/05/21 08:51	
1,2-Dibromoethane (EDB)	ug/L	<0.83	2.8	04/05/21 08:51	
1,2-Dichlorobenzene	ug/L	<0.71	2.4	04/05/21 08:51	
1,2-Dichloroethane	ug/L	<0.28	1.0	04/05/21 08:51	
1,2-Dichloropropane	ug/L	<0.28	1.0	04/05/21 08:51	
1,3,5-Trimethylbenzene	ug/L	<0.87	2.9	04/05/21 08:51	
1,3-Dichlorobenzene	ug/L	<0.63	2.1	04/05/21 08:51	
1,3-Dichloropropane	ug/L	<0.83	2.8	04/05/21 08:51	
1,4-Dichlorobenzene	ug/L	<0.94	3.1	04/05/21 08:51	
2,2-Dichloropropane	ug/L	<2.3	7.6	04/05/21 08:51	
2-Chlorotoluene	ug/L	<0.93	5.0	04/05/21 08:51	
4-Chlorotoluene	ug/L	<0.76	2.5	04/05/21 08:51	
Benzene	ug/L	<0.25	1.0	04/05/21 08:51	
Bromobenzene	ug/L	<0.24	1.0	04/05/21 08:51	
Bromochloromethane	ug/L	<0.36	5.0	04/05/21 08:51	
Bromodichloromethane	ug/L	<0.36	1.2	04/05/21 08:51	
Bromoform	ug/L	<4.0	13.2	04/05/21 08:51	
Bromomethane	ug/L	<0.97	5.0	04/05/21 08:51	
Carbon tetrachloride	ug/L	<1.1	3.6	04/05/21 08:51	
Chlorobenzene	ug/L	<0.71	2.4	04/05/21 08:51	
Chloroethane	ug/L	<1.3	5.0	04/05/21 08:51	
Chloroform	ug/L	<1.3	5.0	04/05/21 08:51	
Chloromethane	ug/L	<2.2	7.3	04/05/21 08:51	
cis-1,2-Dichloroethene	ug/L	<0.27	1.0	04/05/21 08:51	
cis-1,3-Dichloropropene	ug/L	<3.6	12.1	04/05/21 08:51	
Cyclohexane	ug/L	<1.3	5.0	04/05/21 08:51	
Dibromochloromethane	ug/L	<2.6	8.7	04/05/21 08:51	
Dibromomethane	ug/L	<0.94	3.1	04/05/21 08:51	
Dichlorodifluoromethane	ug/L	<0.50	5.0	04/05/21 08:51	

Results presented on this page are in the units indicated by the "Units" column except where an alternate unit is presented to the right of the result.

REPORT OF LABORATORY ANALYSIS

This report shall not be reproduced, except in full,
without the written consent of Pace Analytical Services, LLC.

QUALITY CONTROL DATA

Project: 31401967.705-01.00 L13 MP 312

Pace Project No.: 40224370

METHOD BLANK: 2200305

Matrix: Water

Associated Lab Samples: 40224370001

Parameter	Units	Blank Result	Reporting Limit	Analyzed	Qualifiers
Diisopropyl ether	ug/L	<1.9	6.3	04/05/21 08:51	
Ethylbenzene	ug/L	<0.32	1.1	04/05/21 08:51	
Hexachloro-1,3-butadiene	ug/L	<1.5	4.9	04/05/21 08:51	
Isopropylbenzene (Cumene)	ug/L	<1.7	5.6	04/05/21 08:51	
m&p-Xylene	ug/L	<0.47	2.0	04/05/21 08:51	
Methyl-tert-butyl ether	ug/L	<1.2	4.2	04/05/21 08:51	
Methylcyclohexane	ug/L	<0.87	5.0	04/05/21 08:51	
Methylene Chloride	ug/L	<0.58	5.0	04/05/21 08:51	
n-Butylbenzene	ug/L	<0.71	2.4	04/05/21 08:51	
n-Heptane	ug/L	<2.0	6.7	04/05/21 08:51	
n-Hexane	ug/L	<1.7	5.7	04/05/21 08:51	
n-Propylbenzene	ug/L	<0.81	5.0	04/05/21 08:51	
Naphthalene	ug/L	<1.2	5.0	04/05/21 08:51	
o-Xylene	ug/L	<0.26	1.0	04/05/21 08:51	
p-Isopropyltoluene	ug/L	<0.80	2.7	04/05/21 08:51	
sec-Butylbenzene	ug/L	<0.85	5.0	04/05/21 08:51	
Styrene	ug/L	<3.0	10.0	04/05/21 08:51	
tert-Butylbenzene	ug/L	<0.30	1.0	04/05/21 08:51	
Tetrachloroethene	ug/L	<0.33	1.1	04/05/21 08:51	
Toluene	ug/L	<0.27	1.0	04/05/21 08:51	
trans-1,2-Dichloroethene	ug/L	<0.46	1.5	04/05/21 08:51	
trans-1,3-Dichloropropene	ug/L	<4.4	14.6	04/05/21 08:51	
Trichloroethene	ug/L	<0.26	1.0	04/05/21 08:51	
Trichlorofluoromethane	ug/L	<0.21	1.0	04/05/21 08:51	
Vinyl chloride	ug/L	<0.17	1.0	04/05/21 08:51	
4-Bromofluorobenzene (S)	%	97	70-130	04/05/21 08:51	
Dibromofluoromethane (S)	%	95	70-130	04/05/21 08:51	
Toluene-d8 (S)	%	100	70-130	04/05/21 08:51	

LABORATORY CONTROL SAMPLE: 2200306

Parameter	Units	Spike Conc.	LCS Result	LCS % Rec	% Rec Limits	Qualifiers
1,1,1-Trichloroethane	ug/L	50	54.9	110	70-130	
1,1,2,2-Tetrachloroethane	ug/L	50	53.1	106	66-130	
1,1,2-Trichloroethane	ug/L	50	52.0	104	70-130	
1,1-Dichloroethane	ug/L	50	48.0	96	68-132	
1,1-Dichloroethene	ug/L	50	47.3	95	85-126	
1,2,4-Trichlorobenzene	ug/L	50	52.6	105	70-130	
1,2-Dibromo-3-chloropropane	ug/L	50	50.9	102	51-126	
1,2-Dibromoethane (EDB)	ug/L	50	54.2	108	70-130	
1,2-Dichlorobenzene	ug/L	50	56.7	113	70-130	
1,2-Dichloroethane	ug/L	50	43.1	86	70-130	
1,2-Dichloropropane	ug/L	50	58.5	117	78-125	
1,3-Dichlorobenzene	ug/L	50	59.8	120	70-130	

Results presented on this page are in the units indicated by the "Units" column except where an alternate unit is presented to the right of the result.

REPORT OF LABORATORY ANALYSIS

This report shall not be reproduced, except in full,
without the written consent of Pace Analytical Services, LLC.

QUALITY CONTROL DATA

Project: 31401967.705-01.00 L13 MP 312
Pace Project No.: 40224370

LABORATORY CONTROL SAMPLE: 2200306

Parameter	Units	Spike Conc.	LCS Result	LCS % Rec	% Rec Limits	Qualifiers
1,4-Dichlorobenzene	ug/L	50	56.8	114	70-130	
Benzene	ug/L	50	49.3	99	70-132	
Bromodichloromethane	ug/L	50	59.1	118	70-130	
Bromoform	ug/L	50	61.4	123	65-130	
Bromomethane	ug/L	50	40.6	81	44-128	
Carbon tetrachloride	ug/L	50	52.3	105	70-130	
Chlorobenzene	ug/L	50	59.2	118	70-130	
Chloroethane	ug/L	50	48.2	96	73-137	
Chloroform	ug/L	50	49.6	99	80-122	
Chloromethane	ug/L	50	37.2	74	27-148	
cis-1,2-Dichloroethene	ug/L	50	49.6	99	70-130	
cis-1,3-Dichloropropene	ug/L	50	56.6	113	70-130	
Cyclohexane	ug/L	50	48.4	97	50-150	
Dibromochloromethane	ug/L	50	57.0	114	70-130	
Dichlorodifluoromethane	ug/L	50	22.7	45	22-151	
Ethylbenzene	ug/L	50	61.1	122	80-123	
Isopropylbenzene (Cumene)	ug/L	50	61.3	123	70-130	
m&p-Xylene	ug/L	100	122	122	70-130	
Methyl-tert-butyl ether	ug/L	50	40.5	81	66-130	
Methylcyclohexane	ug/L	50	64.1	128	50-150	
Methylene Chloride	ug/L	50	48.7	97	70-130	
o-Xylene	ug/L	50	60.1	120	70-130	
Styrene	ug/L	50	61.3	123	70-130	
Tetrachloroethene	ug/L	50	60.4	121	70-130	
Toluene	ug/L	50	59.2	118	80-121	
trans-1,2-Dichloroethene	ug/L	50	47.4	95	70-130	
trans-1,3-Dichloropropene	ug/L	50	52.5	105	58-125	
Trichloroethene	ug/L	50	61.8	124	70-130	
Trichlorofluoromethane	ug/L	50	50.5	101	84-148	
Vinyl chloride	ug/L	50	42.4	85	63-142	
4-Bromofluorobenzene (S)	%			106	70-130	
Dibromofluoromethane (S)	%			96	70-130	
Toluene-d8 (S)	%			105	70-130	

MATRIX SPIKE & MATRIX SPIKE DUPLICATE: 2200565 2200566

Parameter	Units	MS		MSD		MS Result	MSD Result	MS % Rec	MSD % Rec	% Rec Limits	RPD	Max RPD	Qual
		40224367001 Result	Spike Conc.	Spike Conc.	Conc.								
1,1,1-Trichloroethane	ug/L	<0.24	50	50	54.2	54.1	108	108	70-130	0	20		
1,1,2,2-Tetrachloroethane	ug/L	<0.28	50	50	54.6	54.9	109	110	66-130	1	20		
1,1,2-Trichloroethane	ug/L	<0.55	50	50	55.2	54.0	110	108	70-130	2	20		
1,1-Dichloroethane	ug/L	<0.27	50	50	48.1	46.5	96	93	68-132	3	20		
1,1-Dichloroethene	ug/L	<0.24	50	50	46.1	45.3	92	91	76-132	2	20		
1,2,4-Trichlorobenzene	ug/L	<0.95	50	50	48.3	50.7	97	101	70-130	5	20		

Results presented on this page are in the units indicated by the "Units" column except where an alternate unit is presented to the right of the result.

REPORT OF LABORATORY ANALYSIS

This report shall not be reproduced, except in full,
without the written consent of Pace Analytical Services, LLC.

QUALITY CONTROL DATA

Project: 31401967.705-01.00 L13 MP 312

Pace Project No.: 40224370

Parameter	Units	2200565		2200566		MS % Rec	MSD % Rec	% Rec Limits	RPD	Max RPD	Qual
		40224367001 Result	MS Spike Conc.	MSD Spike Conc.	MS Result						
1,2-Dibromo-3-chloropropane	ug/L	<1.8	50	50	50.0	51.5	100	103	51-126	3	20
1,2-Dibromoethane (EDB)	ug/L	<0.83	50	50	55.2	54.5	110	109	70-130	1	20
1,2-Dichlorobenzene	ug/L	<0.71	50	50	53.3	53.5	107	107	70-130	0	20
1,2-Dichloroethane	ug/L	<0.28	50	50	45.5	44.9	91	90	70-130	1	20
1,2-Dichloropropane	ug/L	<0.28	50	50	59.3	58.8	119	118	77-125	1	20
1,3-Dichlorobenzene	ug/L	<0.63	50	50	54.1	54.4	108	109	70-130	0	20
1,4-Dichlorobenzene	ug/L	<0.94	50	50	53.6	53.6	107	107	70-130	0	20
Benzene	ug/L	<0.25	50	50	49.0	47.5	98	95	70-132	3	20
Bromodichloromethane	ug/L	<0.36	50	50	60.6	59.9	121	120	70-130	1	20
Bromoform	ug/L	<4.0	50	50	64.6	63.5	129	127	65-130	2	20
Bromomethane	ug/L	<0.97	50	50	37.3	39.5	75	79	44-128	6	21
Carbon tetrachloride	ug/L	<1.1	50	50	53.1	51.0	106	102	70-132	4	20
Chlorobenzene	ug/L	<0.71	50	50	58.3	56.2	117	112	70-130	4	20
Chloroethane	ug/L	<1.3	50	50	47.0	45.2	94	90	70-137	4	20
Chloroform	ug/L	<1.3	50	50	50.5	49.2	101	98	80-122	3	20
Chloromethane	ug/L	<2.2	50	50	33.3	32.8	67	66	17-149	1	20
cis-1,2-Dichloroethene	ug/L	<0.27	50	50	51.3	49.9	103	100	70-130	3	20
cis-1,3-Dichloropropene	ug/L	<3.6	50	50	54.9	55.1	110	110	70-130	0	20
Cyclohexane	ug/L	<1.3	50	50	46.7	45.1	93	90	50-150	3	20
Dibromochloromethane	ug/L	<2.6	50	50	57.9	57.5	116	115	70-130	1	20
Dichlorodifluoromethane	ug/L	<0.50	50	50	19.2	19.1	38	38	22-158	1	20
Ethylbenzene	ug/L	<0.32	50	50	58.6	56.9	117	114	80-123	3	20
Isopropylbenzene (Cumene)	ug/L	<1.7	50	50	57.9	55.9	116	112	70-130	4	20
m&p-Xylene	ug/L	<0.47	100	100	117	115	117	115	70-130	2	20
Methyl-tert-butyl ether	ug/L	<1.2	50	50	43.3	43.1	87	86	66-130	0	20
Methylcyclohexane	ug/L	<0.87	50	50	60.1	58.0	120	116	50-150	4	20
Methylene Chloride	ug/L	<0.58	50	50	47.0	45.7	94	91	70-130	3	20
o-Xylene	ug/L	<0.26	50	50	57.5	54.8	115	110	70-130	5	20
Styrene	ug/L	<3.0	50	50	60.4	57.5	121	115	70-130	5	20
Tetrachloroethene	ug/L	<0.33	50	50	59.7	57.2	119	114	70-130	4	20
Toluene	ug/L	<0.27	50	50	57.6	55.6	115	111	80-121	4	20
trans-1,2-Dichloroethene	ug/L	<0.46	50	50	49.3	47.5	99	95	70-134	4	20
trans-1,3-Dichloropropene	ug/L	<4.4	50	50	53.7	52.0	107	104	58-130	3	20
Trichloroethene	ug/L	<0.26	50	50	60.4	61.1	121	122	70-130	1	20
Trichlorofluoromethane	ug/L	<0.21	50	50	49.1	48.0	98	96	82-151	2	20
Vinyl chloride	ug/L	<0.17	50	50	39.3	38.7	79	77	61-143	2	20
4-Bromofluorobenzene (S)	%						105	105	70-130		
Dibromofluoromethane (S)	%						105	102	70-130		
Toluene-d8 (S)	%						105	103	70-130		

Results presented on this page are in the units indicated by the "Units" column except where an alternate unit is presented to the right of the result.

REPORT OF LABORATORY ANALYSIS

This report shall not be reproduced, except in full,
without the written consent of Pace Analytical Services, LLC.

QUALIFIERS

Project: 31401967.705-01.00 L13 MP 312

Pace Project No.: 40224370

DEFINITIONS

DF - Dilution Factor, if reported, represents the factor applied to the reported data due to dilution of the sample aliquot.

ND - Not Detected at or above LOD.

J - Estimated concentration at or above the LOD and below the LOQ.

LOD - Limit of Detection adjusted for dilution factor, percent moisture, initial weight and final volume.

LOQ - Limit of Quantitation adjusted for dilution factor, percent moisture, initial weight and final volume.

S - Surrogate

1,2-Diphenylhydrazine decomposes to and cannot be separated from Azobenzene using Method 8270. The result for each analyte is a combined concentration.

Consistent with EPA guidelines, unrounded data are displayed and have been used to calculate % recovery and RPD values.

LCS(D) - Laboratory Control Sample (Duplicate)

MS(D) - Matrix Spike (Duplicate)

DUP - Sample Duplicate

RPD - Relative Percent Difference

NC - Not Calculable.

SG - Silica Gel - Clean-Up

U - Indicates the compound was analyzed for, but not detected at or above the adjusted LOD.

N-Nitrosodiphenylamine decomposes and cannot be separated from Diphenylamine using Method 8270. The result reported for each analyte is a combined concentration.

Pace Analytical is TNI accredited. Contact your Pace PM for the current list of accredited analytes.

TNI - The NELAC Institute.

WORKORDER QUALIFIERS

WO: 40224370

[1] Mass spectral library search was performed on this sample. Tentatively Identified Compounds (TIC's) were not present.

REPORT OF LABORATORY ANALYSIS

This report shall not be reproduced, except in full,
without the written consent of Pace Analytical Services, LLC.

QUALITY CONTROL DATA CROSS REFERENCE TABLE

Project: 31401967.705-01.00 L13 MP 312

Pace Project No.: 40224370

Lab ID	Sample ID	QC Batch Method	QC Batch	Analytical Method	Analytical Batch
40224370001	2021.04.01_LUBBERT_POTABLE _A	EPA 8260	381441		

REPORT OF LABORATORY ANALYSIS

This report shall not be reproduced, except in full,
without the written consent of Pace Analytical Services, LLC.

CHAIN-OF-CUSTODY RECORD

40224370

WSP Office Address 5957 McKee Road, Suite 7, Madison, WI 53719						Requested Analyses & Preservatives										No. 004		WSP		
Project Name L13 MP 312 Valve Site			WSP Contact Name Tim Huff			Number of Containers	VOCs (EPA Method 8260) - 48 Hr TAT	GRO (WI Modified) - 10-day TAT	butane, ethane, isobutane, propane (RSK-175) 10-day TAT										Laboratory Name & Location Pace Analytical - Green Bay, WI	
Project Location Ft Atkinson, WI			WSP Contact E-mail tim.huff@wsp.com																Laboratory Project Manager Dan Milewsky	
Project Number & Task 31401967.705 - 01.00			WSP Contact Phone 571-217-6759																Requested Turn-Around-Time <input checked="" type="checkbox"/> Standard <input type="checkbox"/> 24 HR <input checked="" type="checkbox"/> 48 HR <input type="checkbox"/> 72 HR <input type="checkbox"/> ____ HR	
Sampler(s) Name(s) Cal Johnson			Sampler(s) Signature(s) <i>[Signature]</i>															Requested Deliverable <input checked="" type="checkbox"/> Level II <input type="checkbox"/> ERIMS EDD <input type="checkbox"/> Level III <input checked="" type="checkbox"/> GISKEY EDD <input type="checkbox"/> Level IV <input type="checkbox"/> EQUIS EDD		
Sample Identification		Matrix	Collection Start*		Collection Stop*												Sample Comments			
2021.04.01_Lubbert_Potable Well A		AQ	Date	Time	Date	Time											Lubbert A Oel			
Relinquished By (Signature) <i>[Signature]</i>		Date 4/1/21 4/20	Time 1800	Received By (Signature) <i>[Signature]</i>		Date 4-2-21	Time 0520	Shipment Method Fed Ex								Tracking Number(s) see SUR MRL 4-2-21				
Relinquished By (Signature) FedEx Express		Date 4-2-21	Time 0520	Received By (Signature) <i>[Signature]</i>		Date 4-2-21	Time 0520	Number of Packages 3								Custody Seal Number(s) _____				

*Use stop time/date for composite and/or air samples; use only start time/date for all other samples. Matrix: AQ = Aqueous, S = Soil, SE = Sediment, A = Air, W = Wipe, B = Bulk, O = Other (See Analytical Comments)

MRL 4-2-21

Client Name: WSP

Sample Preservation Receipt Form

Project # 40224370

Pace Analytical Services, LLC
1241 Bellevue Street, Suite 9
Green Bay, WI 54302

All containers needing preservation have been checked and noted below: Yes No N/A

Lab Lot# of pH paper:

Lab Std #ID of preservation (if pH adjusted):

Initial when completed:

Date/Time:

Pace Lab #	Glass							Plastic					Vials				Jars				General			VOA Vials (>6mm) *	H2SO4 pH ≤2	NaOH+Zn Act pH ≥9	NaOH pH ≥12	HNO3 pH ≤2	pH after adjusted	Volume (mL)						
	AG1U	BG1U	AG1H	AG4S	AG4U	AG5U	AG2S	BG3U	BP1U	BP3U	BP3B	BP3N	BP3S	VG9A	DG9T	VG9U	VG9H	VG9M	VG9D	JGFU	JG9U	WGFU	WPFU								SP5T	ZPLC	GN			
001																																				2.5 / 5 / 10
002																																				2.5 / 5 / 10
003																																				2.5 / 5 / 10
004																																				2.5 / 5 / 10
005																																				2.5 / 5 / 10
006																																				2.5 / 5 / 10
007																																				2.5 / 5 / 10
008																																				2.5 / 5 / 10
009																																				2.5 / 5 / 10
010																																				2.5 / 5 / 10
011																																				2.5 / 5 / 10
012																																				2.5 / 5 / 10
013																																				2.5 / 5 / 10
014																																				2.5 / 5 / 10
015																																				2.5 / 5 / 10
016																																				2.5 / 5 / 10
017																																				2.5 / 5 / 10
018																																				2.5 / 5 / 10
019																																				2.5 / 5 / 10
020																																				2.5 / 5 / 10

MK
4-2-21

Exceptions to preservation check: VOA Coliform, TOC, TOX, TOH, O&G, WI DRO, Phenolics, Other: _____ Headspace in VOA Vials (>6mm) : Yes No N/A *If yes look in headspace column

AG1U	1 liter amber glass	BP1U	1 liter plastic unpres	VG9A	40 mL clear ascorbic	JGFU	4 oz amber jar unpres
BG1U	1 liter clear glass	BP3U	250 mL plastic unpres	DG9T	40 mL amber Na Thio	JG9U	9 oz amber jar unpres
AG1H	1 liter amber glass HCL	BP3B	250 mL plastic NaOH	VG9U	40 mL clear vial unpres	WGFU	4 oz clear jar unpres
AG4S	125 mL amber glass H2SO4	BP3N	250 mL plastic HNO3	VG9H	40 mL clear vial HCL	WPFU	4 oz plastic jar unpres
AG4U	120 mL amber glass unpres	BP3S	250 mL plastic H2SO4	VG9M	40 mL clear vial MeOH	SP5T	120 mL plastic Na Thiosulfate
AG5U	100 mL amber glass unpres			VG9D	40 mL clear vial DI	ZPLC	ziploc bag
AG2S	500 mL amber glass H2SO4					GN	
BG3U	250 mL clear glass unpres						



Document Name:
Sample Condition Upon Receipt (SCUR)
 Document No.:
ENV-FRM-GBAY-0014-Rev.00

Document Revised: 26Mar2020
 Author:
 Pace Green Bay Quality Office

Sample Condition Upon Receipt Form (SCUR)

Project #:

Client Name: WSP

WO#: 40224370

Courier: CS Logistics Fed Ex Speedee UPS Waltco
 Client Pace Other: _____



Tracking #: 7851 9631 3539 - MSTR#

Custody Seal on Cooler/Box Present: yes no Seals intact: yes no

Custody Seal on Samples Present: yes no Seals intact: yes no

Packing Material: Bubble Wrap Bubble Bags None Other

Thermometer Used SR - 99 Type of Ice: Wet Blue Dry None Samples on ice, cooling process has begun

Cooler Temperature Uncorr: 1.0/2.0/1.0 Corr: 1.0/2.0/0.5

Temp Blank Present: yes no ^{0.5} Biological Tissue is Frozen: yes no

Person examining contents:
 Date: 4-2-21 Initials: MLR
 Labeled By Initials: SKW

Temp should be above freezing to 6°C.
 Biota Samples may be received at ≤ 0°C if shipped on Dry Ice.

Chain of Custody Present:	<input checked="" type="checkbox"/> Yes <input type="checkbox"/> No <input type="checkbox"/> N/A	1.
Chain of Custody Filled Out:	<input checked="" type="checkbox"/> Yes <input type="checkbox"/> No <input type="checkbox"/> N/A	2.
Chain of Custody Relinquished:	<input checked="" type="checkbox"/> Yes <input type="checkbox"/> No <input type="checkbox"/> N/A	3.
Sampler Name & Signature on COC:	<input checked="" type="checkbox"/> Yes <input type="checkbox"/> No <input type="checkbox"/> N/A	4.
Samples Arrived within Hold Time:	<input checked="" type="checkbox"/> Yes <input type="checkbox"/> No	5.
- VOA Samples frozen upon receipt	<input type="checkbox"/> Yes <input type="checkbox"/> No	Date/Time:
Short Hold Time Analysis (<72hr):	<input type="checkbox"/> Yes <input checked="" type="checkbox"/> No	6.
Rush Turn Around Time Requested:	<input checked="" type="checkbox"/> Yes <input type="checkbox"/> No	7.
Sufficient Volume:		8.
For Analysis: <input checked="" type="checkbox"/> Yes <input type="checkbox"/> No MS/MSD: <input type="checkbox"/> Yes <input checked="" type="checkbox"/> No <input type="checkbox"/> N/A		
Correct Containers Used:	<input checked="" type="checkbox"/> Yes <input type="checkbox"/> No	9.
-Pace Containers Used:	<input checked="" type="checkbox"/> Yes <input type="checkbox"/> No <input type="checkbox"/> N/A	
-Pace IR Containers Used:	<input type="checkbox"/> Yes <input type="checkbox"/> No <input checked="" type="checkbox"/> N/A	
Containers Intact:	<input checked="" type="checkbox"/> Yes <input type="checkbox"/> No	10.
Filtered volume received for Dissolved tests	<input type="checkbox"/> Yes <input type="checkbox"/> No <input checked="" type="checkbox"/> N/A	11.
Sample Labels match COC:	<input checked="" type="checkbox"/> Yes <input type="checkbox"/> No <input type="checkbox"/> N/A	12.
-Includes date/time/ID/Analysis Matrix: <u>W</u>		
Trip Blank Present:	<input type="checkbox"/> Yes <input checked="" type="checkbox"/> No <input type="checkbox"/> N/A	13.
Trip Blank Custody Seals Present	<input type="checkbox"/> Yes <input type="checkbox"/> No <input checked="" type="checkbox"/> N/A	
Pace Trip Blank Lot # (if purchased):		

Client Notification/ Resolution: _____ If checked, see attached form for additional comments

Person Contacted: _____ Date/Time: _____

Comments/ Resolution: _____

PM Review is documented electronically in LIMs. By releasing the project, the PM acknowledges they have reviewed the sample logir

April 06, 2021

Timothy Huff
WSP USA
211 North Broadway
Saint Louis, MO 63102

RE: Project: 31401967.705-01.00 L13 MP 312
Pace Project No.: 40224371

Dear Timothy Huff:


Enclosed are the analytical results for sample(s) received by the laboratory on April 02, 2021. The results relate only to the samples included in this report. Results reported herein conform to the applicable TNI/NELAC Standards and the laboratory's Quality Manual, where applicable, unless otherwise noted in the body of the report.

The test results provided in this final report were generated by each of the following laboratories within the Pace Network:

- Pace Analytical Services - Green Bay

If you have any questions concerning this report, please feel free to contact me.

Sincerely,



Dan Milewsky
dan.milewsky@pacelabs.com
(920)469-2436
Project Manager

Enclosures

cc: Cal Johnson, WSP USA - MADISON
Brian Kimpel, WSP USA



REPORT OF LABORATORY ANALYSIS

This report shall not be reproduced, except in full,
without the written consent of Pace Analytical Services, LLC.

CERTIFICATIONS

Project: 31401967.705-01.00 L13 MP 312

Pace Project No.: 40224371

Pace Analytical Services Green Bay

1241 Bellevue Street, Green Bay, WI 54302

Florida/NELAP Certification #: E87948

Illinois Certification #: 200050

Kentucky UST Certification #: 82

Louisiana Certification #: 04168

Minnesota Certification #: 055-999-334

New York Certification #: 12064

North Dakota Certification #: R-150

Virginia VELAP ID: 460263

South Carolina Certification #: 83006001

Texas Certification #: T104704529-14-1

Wisconsin Certification #: 405132750

Wisconsin DATCP Certification #: 105-444

USDA Soil Permit #: P330-16-00157

Federal Fish & Wildlife Permit #: LE51774A-0

REPORT OF LABORATORY ANALYSIS

This report shall not be reproduced, except in full,
without the written consent of Pace Analytical Services, LLC.

SAMPLE SUMMARY

Project: 31401967.705-01.00 L13 MP 312
Pace Project No.: 40224371

Lab ID	Sample ID	Matrix	Date Collected	Date Received
40224371001	2021.04-01_LUBBERT _POTABLE_B	Water	04/01/21 11:20	04/02/21 08:20

REPORT OF LABORATORY ANALYSIS

This report shall not be reproduced, except in full,
without the written consent of Pace Analytical Services, LLC.

SAMPLE ANALYTE COUNT

Project: 31401967.705-01.00 L13 MP 312

Pace Project No.: 40224371

Lab ID	Sample ID	Method	Analysts	Analytes Reported
40224371001	2021.04-01_LUBBERT_POTABLE_B	EPA 8260	LAP	68

PASI-G = Pace Analytical Services - Green Bay

REPORT OF LABORATORY ANALYSIS

This report shall not be reproduced, except in full,
without the written consent of Pace Analytical Services, LLC.

ANALYTICAL RESULTS

Project: 31401967.705-01.00 L13 MP 312

Pace Project No.: 40224371

Sample: 2021.04-01_LUBBERT
_POTABLE_B **Lab ID:** 40224371001 Collected: 04/01/21 11:20 Received: 04/02/21 08:20 Matrix: Water

Parameters	Results	Units	LOQ	LOD	DF	Prepared	Analyzed	CAS No.	Qual
8260 MSV Oxygenates		Analytical Method: EPA 8260 Pace Analytical Services - Green Bay							
1,1,1,2-Tetrachloroethane	<0.27	ug/L	1.0	0.27	1		04/05/21 11:37	630-20-6	
1,1,1-Trichloroethane	<0.24	ug/L	1.0	0.24	1		04/05/21 11:37	71-55-6	
1,1,2,2-Tetrachloroethane	<0.28	ug/L	1.0	0.28	1		04/05/21 11:37	79-34-5	
1,1,2-Trichloroethane	<0.55	ug/L	5.0	0.55	1		04/05/21 11:37	79-00-5	
1,1-Dichloroethane	<0.27	ug/L	1.0	0.27	1		04/05/21 11:37	75-34-3	
1,1-Dichloroethene	<0.24	ug/L	1.0	0.24	1		04/05/21 11:37	75-35-4	
1,1-Dichloropropene	<0.54	ug/L	1.8	0.54	1		04/05/21 11:37	563-58-6	
1,2,3-Trichlorobenzene	<2.2	ug/L	7.4	2.2	1		04/05/21 11:37	87-61-6	
1,2,3-Trichloropropane	<0.59	ug/L	5.0	0.59	1		04/05/21 11:37	96-18-4	
1,2,4-Trichlorobenzene	<0.95	ug/L	5.0	0.95	1		04/05/21 11:37	120-82-1	
1,2,4-Trimethylbenzene	<0.84	ug/L	2.8	0.84	1		04/05/21 11:37	95-63-6	
1,2-Dibromo-3-chloropropane	<1.8	ug/L	5.9	1.8	1		04/05/21 11:37	96-12-8	
1,2-Dibromoethane (EDB)	<0.83	ug/L	2.8	0.83	1		04/05/21 11:37	106-93-4	
1,2-Dichlorobenzene	<0.71	ug/L	2.4	0.71	1		04/05/21 11:37	95-50-1	
1,2-Dichloroethane	<0.28	ug/L	1.0	0.28	1		04/05/21 11:37	107-06-2	
1,2-Dichloropropane	<0.28	ug/L	1.0	0.28	1		04/05/21 11:37	78-87-5	
1,3,5-Trimethylbenzene	<0.87	ug/L	2.9	0.87	1		04/05/21 11:37	108-67-8	
1,3-Dichlorobenzene	<0.63	ug/L	2.1	0.63	1		04/05/21 11:37	541-73-1	
1,3-Dichloropropane	<0.83	ug/L	2.8	0.83	1		04/05/21 11:37	142-28-9	
1,4-Dichlorobenzene	<0.94	ug/L	3.1	0.94	1		04/05/21 11:37	106-46-7	
2,2-Dichloropropane	<2.3	ug/L	7.6	2.3	1		04/05/21 11:37	594-20-7	
2-Chlorotoluene	<0.93	ug/L	5.0	0.93	1		04/05/21 11:37	95-49-8	
4-Chlorotoluene	<0.76	ug/L	2.5	0.76	1		04/05/21 11:37	106-43-4	
Benzene	<0.25	ug/L	1.0	0.25	1		04/05/21 11:37	71-43-2	
Bromobenzene	<0.24	ug/L	1.0	0.24	1		04/05/21 11:37	108-86-1	
Bromochloromethane	<0.36	ug/L	5.0	0.36	1		04/05/21 11:37	74-97-5	
Bromodichloromethane	<0.36	ug/L	1.2	0.36	1		04/05/21 11:37	75-27-4	
Bromoform	<4.0	ug/L	13.2	4.0	1		04/05/21 11:37	75-25-2	
Bromomethane	<0.97	ug/L	5.0	0.97	1		04/05/21 11:37	74-83-9	
Carbon tetrachloride	<1.1	ug/L	3.6	1.1	1		04/05/21 11:37	56-23-5	
Chlorobenzene	<0.71	ug/L	2.4	0.71	1		04/05/21 11:37	108-90-7	
Chloroethane	<1.3	ug/L	5.0	1.3	1		04/05/21 11:37	75-00-3	
Chloroform	<1.3	ug/L	5.0	1.3	1		04/05/21 11:37	67-66-3	
Chloromethane	<2.2	ug/L	7.3	2.2	1		04/05/21 11:37	74-87-3	
Cyclohexane	<1.3	ug/L	5.0	1.3	1		04/05/21 11:37	110-82-7	
Dibromochloromethane	<2.6	ug/L	8.7	2.6	1		04/05/21 11:37	124-48-1	
Dibromomethane	<0.94	ug/L	3.1	0.94	1		04/05/21 11:37	74-95-3	
Dichlorodifluoromethane	<0.50	ug/L	5.0	0.50	1		04/05/21 11:37	75-71-8	
Diisopropyl ether	<1.9	ug/L	6.3	1.9	1		04/05/21 11:37	108-20-3	
Ethylbenzene	<0.32	ug/L	1.1	0.32	1		04/05/21 11:37	100-41-4	
Hexachloro-1,3-butadiene	<1.5	ug/L	4.9	1.5	1		04/05/21 11:37	87-68-3	
Isopropylbenzene (Cumene)	<1.7	ug/L	5.6	1.7	1		04/05/21 11:37	98-82-8	
Methyl-tert-butyl ether	<1.2	ug/L	4.2	1.2	1		04/05/21 11:37	1634-04-4	
Methylcyclohexane	<0.87	ug/L	5.0	0.87	1		04/05/21 11:37	108-87-2	

REPORT OF LABORATORY ANALYSIS

This report shall not be reproduced, except in full,
without the written consent of Pace Analytical Services, LLC.

ANALYTICAL RESULTS

Project: 31401967.705-01.00 L13 MP 312
Pace Project No.: 40224371

Sample: 2021.04-01_LUBBERT **Lab ID:** 40224371001 Collected: 04/01/21 11:20 Received: 04/02/21 08:20 Matrix: Water
_POTABLE_B

Parameters	Results	Units	LOQ	LOD	DF	Prepared	Analyzed	CAS No.	Qual
8260 MSV Oxygenates		Analytical Method: EPA 8260 Pace Analytical Services - Green Bay							
Methylene Chloride	<0.58	ug/L	5.0	0.58	1		04/05/21 11:37	75-09-2	
Naphthalene	<1.2	ug/L	5.0	1.2	1		04/05/21 11:37	91-20-3	
Styrene	<3.0	ug/L	10.0	3.0	1		04/05/21 11:37	100-42-5	
Tetrachloroethene	<0.33	ug/L	1.1	0.33	1		04/05/21 11:37	127-18-4	
Toluene	<0.27	ug/L	1.0	0.27	1		04/05/21 11:37	108-88-3	
Trichloroethene	<0.26	ug/L	1.0	0.26	1		04/05/21 11:37	79-01-6	
Trichlorofluoromethane	<0.21	ug/L	1.0	0.21	1		04/05/21 11:37	75-69-4	
Vinyl chloride	<0.17	ug/L	1.0	0.17	1		04/05/21 11:37	75-01-4	
cis-1,2-Dichloroethene	<0.27	ug/L	1.0	0.27	1		04/05/21 11:37	156-59-2	
cis-1,3-Dichloropropene	<3.6	ug/L	12.1	3.6	1		04/05/21 11:37	10061-01-5	
m&p-Xylene	<0.47	ug/L	2.0	0.47	1		04/05/21 11:37	179601-23-1	
n-Butylbenzene	<0.71	ug/L	2.4	0.71	1		04/05/21 11:37	104-51-8	
n-Heptane	<2.0	ug/L	6.7	2.0	1		04/05/21 11:37	142-82-5	
n-Hexane	<1.7	ug/L	5.7	1.7	1		04/05/21 11:37	110-54-3	
n-Propylbenzene	<0.81	ug/L	5.0	0.81	1		04/05/21 11:37	103-65-1	
o-Xylene	<0.26	ug/L	1.0	0.26	1		04/05/21 11:37	95-47-6	
p-Isopropyltoluene	<0.80	ug/L	2.7	0.80	1		04/05/21 11:37	99-87-6	
sec-Butylbenzene	<0.85	ug/L	5.0	0.85	1		04/05/21 11:37	135-98-8	
tert-Butylbenzene	<0.30	ug/L	1.0	0.30	1		04/05/21 11:37	98-06-6	
trans-1,2-Dichloroethene	<0.46	ug/L	1.5	0.46	1		04/05/21 11:37	156-60-5	
trans-1,3-Dichloropropene	<4.4	ug/L	14.6	4.4	1		04/05/21 11:37	10061-02-6	
Surrogates									
Dibromofluoromethane (S)	104	%	70-130		1		04/05/21 11:37	1868-53-7	
Toluene-d8 (S)	98	%	70-130		1		04/05/21 11:37	2037-26-5	
4-Bromofluorobenzene (S)	96	%	70-130		1		04/05/21 11:37	460-00-4	

REPORT OF LABORATORY ANALYSIS

This report shall not be reproduced, except in full,
without the written consent of Pace Analytical Services, LLC.

QUALITY CONTROL DATA

Project: 31401967.705-01.00 L13 MP 312
Pace Project No.: 40224371

QC Batch: 381441 Analysis Method: EPA 8260
QC Batch Method: EPA 8260 Analysis Description: 8260 MSV Oxygenates
Laboratory: Pace Analytical Services - Green Bay

Associated Lab Samples: 40224371001

METHOD BLANK: 2200305 Matrix: Water
Associated Lab Samples: 40224371001

Parameter	Units	Blank Result	Reporting Limit	Analyzed	Qualifiers
1,1,1,2-Tetrachloroethane	ug/L	<0.27	1.0	04/05/21 08:51	
1,1,1-Trichloroethane	ug/L	<0.24	1.0	04/05/21 08:51	
1,1,2,2-Tetrachloroethane	ug/L	<0.28	1.0	04/05/21 08:51	
1,1,2-Trichloroethane	ug/L	<0.55	5.0	04/05/21 08:51	
1,1-Dichloroethane	ug/L	<0.27	1.0	04/05/21 08:51	
1,1-Dichloroethene	ug/L	<0.24	1.0	04/05/21 08:51	
1,1-Dichloropropene	ug/L	<0.54	1.8	04/05/21 08:51	
1,2,3-Trichlorobenzene	ug/L	<2.2	7.4	04/05/21 08:51	
1,2,3-Trichloropropane	ug/L	<0.59	5.0	04/05/21 08:51	
1,2,4-Trichlorobenzene	ug/L	<0.95	5.0	04/05/21 08:51	
1,2,4-Trimethylbenzene	ug/L	<0.84	2.8	04/05/21 08:51	
1,2-Dibromo-3-chloropropane	ug/L	<1.8	5.9	04/05/21 08:51	
1,2-Dibromoethane (EDB)	ug/L	<0.83	2.8	04/05/21 08:51	
1,2-Dichlorobenzene	ug/L	<0.71	2.4	04/05/21 08:51	
1,2-Dichloroethane	ug/L	<0.28	1.0	04/05/21 08:51	
1,2-Dichloropropane	ug/L	<0.28	1.0	04/05/21 08:51	
1,3,5-Trimethylbenzene	ug/L	<0.87	2.9	04/05/21 08:51	
1,3-Dichlorobenzene	ug/L	<0.63	2.1	04/05/21 08:51	
1,3-Dichloropropane	ug/L	<0.83	2.8	04/05/21 08:51	
1,4-Dichlorobenzene	ug/L	<0.94	3.1	04/05/21 08:51	
2,2-Dichloropropane	ug/L	<2.3	7.6	04/05/21 08:51	
2-Chlorotoluene	ug/L	<0.93	5.0	04/05/21 08:51	
4-Chlorotoluene	ug/L	<0.76	2.5	04/05/21 08:51	
Benzene	ug/L	<0.25	1.0	04/05/21 08:51	
Bromobenzene	ug/L	<0.24	1.0	04/05/21 08:51	
Bromochloromethane	ug/L	<0.36	5.0	04/05/21 08:51	
Bromodichloromethane	ug/L	<0.36	1.2	04/05/21 08:51	
Bromoform	ug/L	<4.0	13.2	04/05/21 08:51	
Bromomethane	ug/L	<0.97	5.0	04/05/21 08:51	
Carbon tetrachloride	ug/L	<1.1	3.6	04/05/21 08:51	
Chlorobenzene	ug/L	<0.71	2.4	04/05/21 08:51	
Chloroethane	ug/L	<1.3	5.0	04/05/21 08:51	
Chloroform	ug/L	<1.3	5.0	04/05/21 08:51	
Chloromethane	ug/L	<2.2	7.3	04/05/21 08:51	
cis-1,2-Dichloroethene	ug/L	<0.27	1.0	04/05/21 08:51	
cis-1,3-Dichloropropene	ug/L	<3.6	12.1	04/05/21 08:51	
Cyclohexane	ug/L	<1.3	5.0	04/05/21 08:51	
Dibromochloromethane	ug/L	<2.6	8.7	04/05/21 08:51	
Dibromomethane	ug/L	<0.94	3.1	04/05/21 08:51	
Dichlorodifluoromethane	ug/L	<0.50	5.0	04/05/21 08:51	

Results presented on this page are in the units indicated by the "Units" column except where an alternate unit is presented to the right of the result.

REPORT OF LABORATORY ANALYSIS

This report shall not be reproduced, except in full,
without the written consent of Pace Analytical Services, LLC.

QUALITY CONTROL DATA

Project: 31401967.705-01.00 L13 MP 312

Pace Project No.: 40224371

METHOD BLANK: 2200305

Matrix: Water

Associated Lab Samples: 40224371001

Parameter	Units	Blank Result	Reporting Limit	Analyzed	Qualifiers
Diisopropyl ether	ug/L	<1.9	6.3	04/05/21 08:51	
Ethylbenzene	ug/L	<0.32	1.1	04/05/21 08:51	
Hexachloro-1,3-butadiene	ug/L	<1.5	4.9	04/05/21 08:51	
Isopropylbenzene (Cumene)	ug/L	<1.7	5.6	04/05/21 08:51	
m&p-Xylene	ug/L	<0.47	2.0	04/05/21 08:51	
Methyl-tert-butyl ether	ug/L	<1.2	4.2	04/05/21 08:51	
Methylcyclohexane	ug/L	<0.87	5.0	04/05/21 08:51	
Methylene Chloride	ug/L	<0.58	5.0	04/05/21 08:51	
n-Butylbenzene	ug/L	<0.71	2.4	04/05/21 08:51	
n-Heptane	ug/L	<2.0	6.7	04/05/21 08:51	
n-Hexane	ug/L	<1.7	5.7	04/05/21 08:51	
n-Propylbenzene	ug/L	<0.81	5.0	04/05/21 08:51	
Naphthalene	ug/L	<1.2	5.0	04/05/21 08:51	
o-Xylene	ug/L	<0.26	1.0	04/05/21 08:51	
p-Isopropyltoluene	ug/L	<0.80	2.7	04/05/21 08:51	
sec-Butylbenzene	ug/L	<0.85	5.0	04/05/21 08:51	
Styrene	ug/L	<3.0	10.0	04/05/21 08:51	
tert-Butylbenzene	ug/L	<0.30	1.0	04/05/21 08:51	
Tetrachloroethene	ug/L	<0.33	1.1	04/05/21 08:51	
Toluene	ug/L	<0.27	1.0	04/05/21 08:51	
trans-1,2-Dichloroethene	ug/L	<0.46	1.5	04/05/21 08:51	
trans-1,3-Dichloropropene	ug/L	<4.4	14.6	04/05/21 08:51	
Trichloroethene	ug/L	<0.26	1.0	04/05/21 08:51	
Trichlorofluoromethane	ug/L	<0.21	1.0	04/05/21 08:51	
Vinyl chloride	ug/L	<0.17	1.0	04/05/21 08:51	
4-Bromofluorobenzene (S)	%	97	70-130	04/05/21 08:51	
Dibromofluoromethane (S)	%	95	70-130	04/05/21 08:51	
Toluene-d8 (S)	%	100	70-130	04/05/21 08:51	

LABORATORY CONTROL SAMPLE: 2200306

Parameter	Units	Spike Conc.	LCS Result	LCS % Rec	% Rec Limits	Qualifiers
1,1,1-Trichloroethane	ug/L	50	54.9	110	70-130	
1,1,2,2-Tetrachloroethane	ug/L	50	53.1	106	66-130	
1,1,2-Trichloroethane	ug/L	50	52.0	104	70-130	
1,1-Dichloroethane	ug/L	50	48.0	96	68-132	
1,1-Dichloroethene	ug/L	50	47.3	95	85-126	
1,2,4-Trichlorobenzene	ug/L	50	52.6	105	70-130	
1,2-Dibromo-3-chloropropane	ug/L	50	50.9	102	51-126	
1,2-Dibromoethane (EDB)	ug/L	50	54.2	108	70-130	
1,2-Dichlorobenzene	ug/L	50	56.7	113	70-130	
1,2-Dichloroethane	ug/L	50	43.1	86	70-130	
1,2-Dichloropropane	ug/L	50	58.5	117	78-125	
1,3-Dichlorobenzene	ug/L	50	59.8	120	70-130	

Results presented on this page are in the units indicated by the "Units" column except where an alternate unit is presented to the right of the result.

REPORT OF LABORATORY ANALYSIS

This report shall not be reproduced, except in full,
without the written consent of Pace Analytical Services, LLC.

QUALITY CONTROL DATA

Project: 31401967.705-01.00 L13 MP 312
Pace Project No.: 40224371

LABORATORY CONTROL SAMPLE: 2200306

Parameter	Units	Spike Conc.	LCS Result	LCS % Rec	% Rec Limits	Qualifiers
1,4-Dichlorobenzene	ug/L	50	56.8	114	70-130	
Benzene	ug/L	50	49.3	99	70-132	
Bromodichloromethane	ug/L	50	59.1	118	70-130	
Bromoform	ug/L	50	61.4	123	65-130	
Bromomethane	ug/L	50	40.6	81	44-128	
Carbon tetrachloride	ug/L	50	52.3	105	70-130	
Chlorobenzene	ug/L	50	59.2	118	70-130	
Chloroethane	ug/L	50	48.2	96	73-137	
Chloroform	ug/L	50	49.6	99	80-122	
Chloromethane	ug/L	50	37.2	74	27-148	
cis-1,2-Dichloroethene	ug/L	50	49.6	99	70-130	
cis-1,3-Dichloropropene	ug/L	50	56.6	113	70-130	
Cyclohexane	ug/L	50	48.4	97	50-150	
Dibromochloromethane	ug/L	50	57.0	114	70-130	
Dichlorodifluoromethane	ug/L	50	22.7	45	22-151	
Ethylbenzene	ug/L	50	61.1	122	80-123	
Isopropylbenzene (Cumene)	ug/L	50	61.3	123	70-130	
m&p-Xylene	ug/L	100	122	122	70-130	
Methyl-tert-butyl ether	ug/L	50	40.5	81	66-130	
Methylcyclohexane	ug/L	50	64.1	128	50-150	
Methylene Chloride	ug/L	50	48.7	97	70-130	
o-Xylene	ug/L	50	60.1	120	70-130	
Styrene	ug/L	50	61.3	123	70-130	
Tetrachloroethene	ug/L	50	60.4	121	70-130	
Toluene	ug/L	50	59.2	118	80-121	
trans-1,2-Dichloroethene	ug/L	50	47.4	95	70-130	
trans-1,3-Dichloropropene	ug/L	50	52.5	105	58-125	
Trichloroethene	ug/L	50	61.8	124	70-130	
Trichlorofluoromethane	ug/L	50	50.5	101	84-148	
Vinyl chloride	ug/L	50	42.4	85	63-142	
4-Bromofluorobenzene (S)	%			106	70-130	
Dibromofluoromethane (S)	%			96	70-130	
Toluene-d8 (S)	%			105	70-130	

MATRIX SPIKE & MATRIX SPIKE DUPLICATE: 2200565 2200566

Parameter	Units	MS		MSD		MS Result	MSD Result	MS % Rec	MSD % Rec	% Rec Limits	RPD	Max RPD	Qual
		40224367001 Result	Spike Conc.	Spike Conc.	Result								
1,1,1-Trichloroethane	ug/L	<0.24	50	50	54.2	54.1	108	108	70-130	0	20		
1,1,2,2-Tetrachloroethane	ug/L	<0.28	50	50	54.6	54.9	109	110	66-130	1	20		
1,1,2-Trichloroethane	ug/L	<0.55	50	50	55.2	54.0	110	108	70-130	2	20		
1,1,2-Dichloroethane	ug/L	<0.27	50	50	48.1	46.5	96	93	68-132	3	20		
1,1-Dichloroethene	ug/L	<0.24	50	50	46.1	45.3	92	91	76-132	2	20		
1,2,4-Trichlorobenzene	ug/L	<0.95	50	50	48.3	50.7	97	101	70-130	5	20		

Results presented on this page are in the units indicated by the "Units" column except where an alternate unit is presented to the right of the result.

REPORT OF LABORATORY ANALYSIS

This report shall not be reproduced, except in full,
without the written consent of Pace Analytical Services, LLC.

QUALITY CONTROL DATA

Project: 31401967.705-01.00 L13 MP 312

Pace Project No.: 40224371

MATRIX SPIKE & MATRIX SPIKE DUPLICATE:		2200565		2200566							
Parameter	Units	40224367001	MS	MSD	MS	MSD	MS	MSD	% Rec	Max	Qual
		Result	Spike Conc.	Spike Conc.	Result	Result	% Rec	% Rec	Limits	RPD	
1,2-Dibromo-3-chloropropane	ug/L	<1.8	50	50	50.0	51.5	100	103	51-126	3	20
1,2-Dibromoethane (EDB)	ug/L	<0.83	50	50	55.2	54.5	110	109	70-130	1	20
1,2-Dichlorobenzene	ug/L	<0.71	50	50	53.3	53.5	107	107	70-130	0	20
1,2-Dichloroethane	ug/L	<0.28	50	50	45.5	44.9	91	90	70-130	1	20
1,2-Dichloropropane	ug/L	<0.28	50	50	59.3	58.8	119	118	77-125	1	20
1,3-Dichlorobenzene	ug/L	<0.63	50	50	54.1	54.4	108	109	70-130	0	20
1,4-Dichlorobenzene	ug/L	<0.94	50	50	53.6	53.6	107	107	70-130	0	20
Benzene	ug/L	<0.25	50	50	49.0	47.5	98	95	70-132	3	20
Bromodichloromethane	ug/L	<0.36	50	50	60.6	59.9	121	120	70-130	1	20
Bromoform	ug/L	<4.0	50	50	64.6	63.5	129	127	65-130	2	20
Bromomethane	ug/L	<0.97	50	50	37.3	39.5	75	79	44-128	6	21
Carbon tetrachloride	ug/L	<1.1	50	50	53.1	51.0	106	102	70-132	4	20
Chlorobenzene	ug/L	<0.71	50	50	58.3	56.2	117	112	70-130	4	20
Chloroethane	ug/L	<1.3	50	50	47.0	45.2	94	90	70-137	4	20
Chloroform	ug/L	<1.3	50	50	50.5	49.2	101	98	80-122	3	20
Chloromethane	ug/L	<2.2	50	50	33.3	32.8	67	66	17-149	1	20
cis-1,2-Dichloroethene	ug/L	<0.27	50	50	51.3	49.9	103	100	70-130	3	20
cis-1,3-Dichloropropene	ug/L	<3.6	50	50	54.9	55.1	110	110	70-130	0	20
Cyclohexane	ug/L	<1.3	50	50	46.7	45.1	93	90	50-150	3	20
Dibromochloromethane	ug/L	<2.6	50	50	57.9	57.5	116	115	70-130	1	20
Dichlorodifluoromethane	ug/L	<0.50	50	50	19.2	19.1	38	38	22-158	1	20
Ethylbenzene	ug/L	<0.32	50	50	58.6	56.9	117	114	80-123	3	20
Isopropylbenzene (Cumene)	ug/L	<1.7	50	50	57.9	55.9	116	112	70-130	4	20
m&p-Xylene	ug/L	<0.47	100	100	117	115	117	115	70-130	2	20
Methyl-tert-butyl ether	ug/L	<1.2	50	50	43.3	43.1	87	86	66-130	0	20
Methylcyclohexane	ug/L	<0.87	50	50	60.1	58.0	120	116	50-150	4	20
Methylene Chloride	ug/L	<0.58	50	50	47.0	45.7	94	91	70-130	3	20
o-Xylene	ug/L	<0.26	50	50	57.5	54.8	115	110	70-130	5	20
Styrene	ug/L	<3.0	50	50	60.4	57.5	121	115	70-130	5	20
Tetrachloroethene	ug/L	<0.33	50	50	59.7	57.2	119	114	70-130	4	20
Toluene	ug/L	<0.27	50	50	57.6	55.6	115	111	80-121	4	20
trans-1,2-Dichloroethene	ug/L	<0.46	50	50	49.3	47.5	99	95	70-134	4	20
trans-1,3-Dichloropropene	ug/L	<4.4	50	50	53.7	52.0	107	104	58-130	3	20
Trichloroethene	ug/L	<0.26	50	50	60.4	61.1	121	122	70-130	1	20
Trichlorofluoromethane	ug/L	<0.21	50	50	49.1	48.0	98	96	82-151	2	20
Vinyl chloride	ug/L	<0.17	50	50	39.3	38.7	79	77	61-143	2	20
4-Bromofluorobenzene (S)	%						105	105	70-130		
Dibromofluoromethane (S)	%						105	102	70-130		
Toluene-d8 (S)	%						105	103	70-130		

Results presented on this page are in the units indicated by the "Units" column except where an alternate unit is presented to the right of the result.

REPORT OF LABORATORY ANALYSIS

This report shall not be reproduced, except in full,
without the written consent of Pace Analytical Services, LLC.

QUALIFIERS

Project: 31401967.705-01.00 L13 MP 312

Pace Project No.: 40224371

DEFINITIONS

DF - Dilution Factor, if reported, represents the factor applied to the reported data due to dilution of the sample aliquot.

ND - Not Detected at or above LOD.

J - Estimated concentration at or above the LOD and below the LOQ.

LOD - Limit of Detection adjusted for dilution factor, percent moisture, initial weight and final volume.

LOQ - Limit of Quantitation adjusted for dilution factor, percent moisture, initial weight and final volume.

S - Surrogate

1,2-Diphenylhydrazine decomposes to and cannot be separated from Azobenzene using Method 8270. The result for each analyte is a combined concentration.

Consistent with EPA guidelines, unrounded data are displayed and have been used to calculate % recovery and RPD values.

LCS(D) - Laboratory Control Sample (Duplicate)

MS(D) - Matrix Spike (Duplicate)

DUP - Sample Duplicate

RPD - Relative Percent Difference

NC - Not Calculable.

SG - Silica Gel - Clean-Up

U - Indicates the compound was analyzed for, but not detected at or above the adjusted LOD.

N-Nitrosodiphenylamine decomposes and cannot be separated from Diphenylamine using Method 8270. The result reported for each analyte is a combined concentration.

Pace Analytical is TNI accredited. Contact your Pace PM for the current list of accredited analytes.

TNI - The NELAC Institute.

WORKORDER QUALIFIERS

WO: 40224371

[1] Mass spectral library search was performed on this sample. Tentatively Identified Compounds (TIC's) were not present.

REPORT OF LABORATORY ANALYSIS

This report shall not be reproduced, except in full,
without the written consent of Pace Analytical Services, LLC.

QUALITY CONTROL DATA CROSS REFERENCE TABLE

Project: 31401967.705-01.00 L13 MP 312

Pace Project No.: 40224371

Lab ID	Sample ID	QC Batch Method	QC Batch	Analytical Method	Analytical Batch
40224371001	2021.04-01_LUBBERT _POTABLE_B	EPA 8260	381441		

REPORT OF LABORATORY ANALYSIS

This report shall not be reproduced, except in full,
without the written consent of Pace Analytical Services, LLC.

CHAIN-OF-CUSTODY RECORD

40224371 Page 1 of 1

WSP Office Address 5957 McKee Road, Suite 7, Madison, WI 53719						Requested Analyses & Preservatives										No. 005		WSP					
Project Name L13 MP 312 Valve Site			WSP Contact Name Tim Huff			Number of Containers	VOCS (EPA Method 8260) - 48 Hr TAT	GRO (WI Modified) - 10-day TAT	butane, ethane, isobutane, propane (RSK-175) 10-day TAT											Laboratory Name & Location Pace Analytical - Green Bay, WI			
Project Location Ft Atkinson, WI			WSP Contact E-mail tim.huff@wsp.com							Laboratory Project Manager Dan Milewsky													
Project Number & Task 31401967.705 - 01.00			WSP Contact Phone 571-217-6759							Requested Turn-Around-Time <input checked="" type="checkbox"/> Standard <input type="checkbox"/> 24 HR <input checked="" type="checkbox"/> 48 HR <input type="checkbox"/> 72 HR <input type="checkbox"/> HR													
Sampler(s) Name(s) Cal Johnson			Sampler(s) Signature(s) 							Requested Deliverable <input checked="" type="checkbox"/> Level II <input type="checkbox"/> ERIMS EDD <input type="checkbox"/> Level III <input checked="" type="checkbox"/> GISKEY EDD <input type="checkbox"/> Level IV <input type="checkbox"/> EQUIS EDD													
Sample Identification		Matrix	Collection Start*		Collection Stop*		3	X											Sample Comments				
			Date	Time	Date	Time																	
2021.04.01_Lubbert_Potable Well B		AQ	4/1/21	1120	-	-													Lubbert B cel				
Relinquished By (Signature) 		Date	Time	Received By (Signature)					Date	Time	Shipment Method				Tracking Number(s)								
		4/1/21	1800						Fed Ex				See Ser 4-2-21										
Relinquished By (Signature) FedEx Express		Date	Time	Received By (Signature) 			Date	Time	Number of Packages				Custody Seal Number(s)										
		4-2-21	0820				4-2-21	0820	3														

*Use stop time/date for composite and/or air samples; use only start time/date for all other samples. Matrix: AQ = Aqueous, S = Soil, SE = Sediment, A = Air, W = Wipo, B = Bulk, O = Other (detail in comments) Page 1 of 1

Client Name: WSP

Sample Preservation Receipt Form

Project # 40224371

Pace Analytical Services, LLC
1241 Bellevue Street, Suite 9
Green Bay, WI 54302

All containers needing preservation have been checked and noted below: Yes No N/A

Lab Lot# of pH paper:

Lab Std #ID of preservation (if pH adjusted):

Initial when completed:


Date/ Time:

Pace Lab #	Glass							Plastic					Vials				Jars				General			VOA Vials (>6mm) *	H2SO4 pH ≤2	NaOH+Zn Act pH ≥9	NaOH pH ≥12	HNO3 pH ≤2	pH after adjusted	Volume (mL)		
	AG1U	BG1U	AG1H	AG4S	AG4U	AG5U	AG2S	BP1U	BP3U	BP3B	BP3N	BP3S	VG9A	DG9T	VG9U	VG9H	VG9M	VG9D	JGFU	JG9U	WGFU	WPFU	SP5T								ZPLC	GN
001																																2.5 / 5 / 10
002																																2.5 / 5 / 10
003																																2.5 / 5 / 10
004																																2.5 / 5 / 10
005																																2.5 / 5 / 10
006																																2.5 / 5 / 10
007																																2.5 / 5 / 10
008																																2.5 / 5 / 10
009																																2.5 / 5 / 10
010																																2.5 / 5 / 10
011																																2.5 / 5 / 10
012																																2.5 / 5 / 10
013																																2.5 / 5 / 10
014																																2.5 / 5 / 10
015																																2.5 / 5 / 10
016																																2.5 / 5 / 10
017																																2.5 / 5 / 10
018																																2.5 / 5 / 10
019																																2.5 / 5 / 10
020																																2.5 / 5 / 10

Handwritten notes:
Mch
4-2-21

Exceptions to preservation check: VOA, Coliform, TOC, TOX, TOH, O&G, WI DRO, Phenolics, Other: _____ Headspace in VOA Vials (>6mm) : Yes No N/A *If yes look in headspace column

AG1U	1 liter amber glass	BP1U	1 liter plastic unpres	VG9A	40 mL clear ascorbic	JGFU	4 oz amber jar unpres
BG1U	1 liter clear glass	BP3U	250 mL plastic unpres	DG9T	40 mL amber Na Thio	JG9U	9 oz amber jar unpres
AG1H	1 liter amber glass HCL	BP3B	250 mL plastic NaOH	VG9U	40 mL clear vial unpres	WGFU	4 oz clear jar unpres
AG4S	125 mL amber glass H2SO4	BP3N	250 mL plastic HNO3	VG9H	40 mL clear vial HCL	WPFU	4 oz plastic jar unpres
AG4U	120 mL amber glass unpres	BP3S	250 mL plastic H2SO4	VG9M	40 mL clear vial MeOH	SP5T	120 mL plastic Na Thiosulfate
AG5U	100 mL amber glass unpres			VG9D	40 mL clear vial DI	ZPLC	ziploc bag
AG2S	500 mL amber glass H2SO4					GN	
BG3U	250 mL clear glass unpres						

 1241 Bellevue Street, Green Bay, WI 54302	Document Name: Sample Condition Upon Receipt (SCUR)	Document Revised: 26Mar2020
	Document No.: ENV-FRM-GBAY-0014-Rev.00	Author: Pace Green Bay Quality Office

Sample Condition Upon Receipt Form (SCUR)

Project #:

Client Name: WSP

WO#: **40224371**

Courier: CS Logistics Fed Ex Speedee UPS Walco
 Client Pace Other: _____



Tracking #: 7854 9631 3639 - MSTR#

Custody Seal on Cooler/Box Present: yes no Seals intact: yes no

Custody Seal on Samples Present: yes no Seals intact: yes no

Packing Material: Bubble Wrap Bubble Bags None Other

Thermometer Used SR-99 Type of Ice: Wet Blue Dry None Samples on ice, cooling process has begun

Cooler Temperature Uncorr: 1.0/2.0/1.0 Corr: 1.0/2.0/0.5

Temp Blank Present: yes no ^{0.5} Biological Tissue is Frozen: yes no

Person examining contents:	
Date: <u>4-2-21</u>	Initials: <u>MLL</u>
Labeled By Initials: <u>SKW</u>	

Temp should be above freezing to 6°C.
 Biota Samples may be received at ≤ 0°C if shipped on Dry Ice.

Chain of Custody Present:	<input checked="" type="checkbox"/> Yes <input type="checkbox"/> No <input type="checkbox"/> N/A	1.
Chain of Custody Filled Out:	<input type="checkbox"/> Yes <input type="checkbox"/> No <input type="checkbox"/> N/A	2.
Chain of Custody Relinquished:	<input checked="" type="checkbox"/> Yes <input type="checkbox"/> No <input type="checkbox"/> N/A	3.
Sampler Name & Signature on COC:	<input checked="" type="checkbox"/> Yes <input type="checkbox"/> No <input type="checkbox"/> N/A	4.
Samples Arrived within Hold Time:	<input type="checkbox"/> Yes <input type="checkbox"/> No	5.
- VOA Samples frozen upon receipt	<input type="checkbox"/> Yes <input type="checkbox"/> No	Date/Time:
Short Hold Time Analysis (<72hr):	<input type="checkbox"/> Yes <input checked="" type="checkbox"/> No	6.
Rush Turn Around Time Requested:	<input checked="" type="checkbox"/> Yes <input type="checkbox"/> No	7.
Sufficient Volume:		8.
For Analysis: <input checked="" type="checkbox"/> Yes <input type="checkbox"/> No MS/MSD: <input type="checkbox"/> Yes <input checked="" type="checkbox"/> No <input type="checkbox"/> N/A		
Correct Containers Used:	<input checked="" type="checkbox"/> Yes <input type="checkbox"/> No	9.
-Pace Containers Used:	<input checked="" type="checkbox"/> Yes <input type="checkbox"/> No <input type="checkbox"/> N/A	
-Pace IR Containers Used:	<input type="checkbox"/> Yes <input type="checkbox"/> No <input checked="" type="checkbox"/> N/A	
Containers Intact:	<input checked="" type="checkbox"/> Yes <input type="checkbox"/> No	10.
Filtered volume received for Dissolved tests	<input type="checkbox"/> Yes <input type="checkbox"/> No <input checked="" type="checkbox"/> N/A	11.
Sample Labels match COC:	<input checked="" type="checkbox"/> Yes <input type="checkbox"/> No <input type="checkbox"/> N/A	12.
-Includes date/time/ID/Analysis Matrix: <u>W</u>		
Trip Blank Present:	<input type="checkbox"/> Yes <input checked="" type="checkbox"/> No <input type="checkbox"/> N/A	13.
Trip Blank Custody Seals Present	<input type="checkbox"/> Yes <input type="checkbox"/> No <input checked="" type="checkbox"/> N/A	
Pace Trip Blank Lot # (if purchased):		

Client Notification/ Resolution: _____ If checked, see attached form for additional comments
 Person Contacted: _____ Date/Time: _____
 Comments/ Resolution: _____

PM Review is documented electronically in LIMs. By releasing the project, the PM acknowledges they have reviewed the sample logir

April 06, 2021

Timothy Huff
WSP USA
211 North Broadway
Saint Louis, MO 63102

RE: Project: 31401967.705-01.00 L13 MP 312
Pace Project No.: 40224366

Dear Timothy Huff:


Enclosed are the analytical results for sample(s) received by the laboratory on April 02, 2021. The results relate only to the samples included in this report. Results reported herein conform to the applicable TNI/NELAC Standards and the laboratory's Quality Manual, where applicable, unless otherwise noted in the body of the report.

The test results provided in this final report were generated by each of the following laboratories within the Pace Network:

- Pace Analytical Services - Green Bay

If you have any questions concerning this report, please feel free to contact me.

Sincerely,



Dan Milewsky
dan.milewsky@pacelabs.com
(920)469-2436
Project Manager

Enclosures

cc: Cal Johnson, WSP USA - MADISON
Brian Kimpel, WSP USA



REPORT OF LABORATORY ANALYSIS

This report shall not be reproduced, except in full,
without the written consent of Pace Analytical Services, LLC.

CERTIFICATIONS

Project: 31401967.705-01.00 L13 MP 312

Pace Project No.: 40224366

Pace Analytical Services Green Bay

1241 Bellevue Street, Green Bay, WI 54302

Florida/NELAP Certification #: E87948

Illinois Certification #: 200050

Kentucky UST Certification #: 82

Louisiana Certification #: 04168

Minnesota Certification #: 055-999-334

New York Certification #: 12064

North Dakota Certification #: R-150

Virginia VELAP ID: 460263

South Carolina Certification #: 83006001

Texas Certification #: T104704529-14-1

Wisconsin Certification #: 405132750

Wisconsin DATCP Certification #: 105-444

USDA Soil Permit #: P330-16-00157

Federal Fish & Wildlife Permit #: LE51774A-0

REPORT OF LABORATORY ANALYSIS

This report shall not be reproduced, except in full,
without the written consent of Pace Analytical Services, LLC.

SAMPLE SUMMARY

Project: 31401967.705-01.00 L13 MP 312

Pace Project No.: 40224366

Lab ID	Sample ID	Matrix	Date Collected	Date Received
40224366001	2021.04.01_LUBBERT_POTABLE_C	Water	04/01/21 11:45	04/02/21 08:20

REPORT OF LABORATORY ANALYSIS

This report shall not be reproduced, except in full,
without the written consent of Pace Analytical Services, LLC.

SAMPLE ANALYTE COUNT

Project: 31401967.705-01.00 L13 MP 312
Pace Project No.: 40224366

Lab ID	Sample ID	Method	Analysts	Analytes Reported
40224366001	2021.04.01_LUBBERT_POTABLE_C	EPA 8260	LAP	68

PASI-G = Pace Analytical Services - Green Bay

REPORT OF LABORATORY ANALYSIS

This report shall not be reproduced, except in full,
without the written consent of Pace Analytical Services, LLC.

ANALYTICAL RESULTS

Project: 31401967.705-01.00 L13 MP 312

Pace Project No.: 40224366

Sample: 2021.04.01_LUBBERT_POT **Lab ID:** 40224366001 **Collected:** 04/01/21 11:45 **Received:** 04/02/21 08:20 **Matrix:** Water
ABLE_C

Parameters	Results	Units	LOQ	LOD	DF	Prepared	Analyzed	CAS No.	Qual
8260 MSV Oxygenates		Analytical Method: EPA 8260 Pace Analytical Services - Green Bay							
1,1,1,2-Tetrachloroethane	<0.27	ug/L	1.0	0.27	1		04/05/21 10:02	630-20-6	
1,1,1-Trichloroethane	<0.24	ug/L	1.0	0.24	1		04/05/21 10:02	71-55-6	
1,1,2,2-Tetrachloroethane	<0.28	ug/L	1.0	0.28	1		04/05/21 10:02	79-34-5	
1,1,2-Trichloroethane	<0.55	ug/L	5.0	0.55	1		04/05/21 10:02	79-00-5	
1,1-Dichloroethane	<0.27	ug/L	1.0	0.27	1		04/05/21 10:02	75-34-3	
1,1-Dichloroethene	<0.24	ug/L	1.0	0.24	1		04/05/21 10:02	75-35-4	
1,1-Dichloropropene	<0.54	ug/L	1.8	0.54	1		04/05/21 10:02	563-58-6	
1,2,3-Trichlorobenzene	<2.2	ug/L	7.4	2.2	1		04/05/21 10:02	87-61-6	
1,2,3-Trichloropropane	<0.59	ug/L	5.0	0.59	1		04/05/21 10:02	96-18-4	
1,2,4-Trichlorobenzene	<0.95	ug/L	5.0	0.95	1		04/05/21 10:02	120-82-1	
1,2,4-Trimethylbenzene	<0.84	ug/L	2.8	0.84	1		04/05/21 10:02	95-63-6	
1,2-Dibromo-3-chloropropane	<1.8	ug/L	5.9	1.8	1		04/05/21 10:02	96-12-8	
1,2-Dibromoethane (EDB)	<0.83	ug/L	2.8	0.83	1		04/05/21 10:02	106-93-4	
1,2-Dichlorobenzene	<0.71	ug/L	2.4	0.71	1		04/05/21 10:02	95-50-1	
1,2-Dichloroethane	<0.28	ug/L	1.0	0.28	1		04/05/21 10:02	107-06-2	
1,2-Dichloropropane	<0.28	ug/L	1.0	0.28	1		04/05/21 10:02	78-87-5	
1,3,5-Trimethylbenzene	<0.87	ug/L	2.9	0.87	1		04/05/21 10:02	108-67-8	
1,3-Dichlorobenzene	<0.63	ug/L	2.1	0.63	1		04/05/21 10:02	541-73-1	
1,3-Dichloropropane	<0.83	ug/L	2.8	0.83	1		04/05/21 10:02	142-28-9	
1,4-Dichlorobenzene	<0.94	ug/L	3.1	0.94	1		04/05/21 10:02	106-46-7	
2,2-Dichloropropane	<2.3	ug/L	7.6	2.3	1		04/05/21 10:02	594-20-7	
2-Chlorotoluene	<0.93	ug/L	5.0	0.93	1		04/05/21 10:02	95-49-8	
4-Chlorotoluene	<0.76	ug/L	2.5	0.76	1		04/05/21 10:02	106-43-4	
Benzene	<0.25	ug/L	1.0	0.25	1		04/05/21 10:02	71-43-2	
Bromobenzene	<0.24	ug/L	1.0	0.24	1		04/05/21 10:02	108-86-1	
Bromochloromethane	<0.36	ug/L	5.0	0.36	1		04/05/21 10:02	74-97-5	
Bromodichloromethane	<0.36	ug/L	1.2	0.36	1		04/05/21 10:02	75-27-4	
Bromoform	<4.0	ug/L	13.2	4.0	1		04/05/21 10:02	75-25-2	
Bromomethane	<0.97	ug/L	5.0	0.97	1		04/05/21 10:02	74-83-9	
Carbon tetrachloride	<1.1	ug/L	3.6	1.1	1		04/05/21 10:02	56-23-5	
Chlorobenzene	<0.71	ug/L	2.4	0.71	1		04/05/21 10:02	108-90-7	
Chloroethane	<1.3	ug/L	5.0	1.3	1		04/05/21 10:02	75-00-3	
Chloroform	<1.3	ug/L	5.0	1.3	1		04/05/21 10:02	67-66-3	
Chloromethane	<2.2	ug/L	7.3	2.2	1		04/05/21 10:02	74-87-3	
Cyclohexane	<1.3	ug/L	5.0	1.3	1		04/05/21 10:02	110-82-7	
Dibromochloromethane	<2.6	ug/L	8.7	2.6	1		04/05/21 10:02	124-48-1	
Dibromomethane	<0.94	ug/L	3.1	0.94	1		04/05/21 10:02	74-95-3	
Dichlorodifluoromethane	<0.50	ug/L	5.0	0.50	1		04/05/21 10:02	75-71-8	
Diisopropyl ether	<1.9	ug/L	6.3	1.9	1		04/05/21 10:02	108-20-3	
Ethylbenzene	<0.32	ug/L	1.1	0.32	1		04/05/21 10:02	100-41-4	
Hexachloro-1,3-butadiene	<1.5	ug/L	4.9	1.5	1		04/05/21 10:02	87-68-3	
Isopropylbenzene (Cumene)	<1.7	ug/L	5.6	1.7	1		04/05/21 10:02	98-82-8	
Methyl-tert-butyl ether	<1.2	ug/L	4.2	1.2	1		04/05/21 10:02	1634-04-4	
Methylcyclohexane	<0.87	ug/L	5.0	0.87	1		04/05/21 10:02	108-87-2	

REPORT OF LABORATORY ANALYSIS

This report shall not be reproduced, except in full,
without the written consent of Pace Analytical Services, LLC.

ANALYTICAL RESULTS

Project: 31401967.705-01.00 L13 MP 312
Pace Project No.: 40224366

Sample: 2021.04.01_LUBBERT_POT **Lab ID:** 40224366001 **Collected:** 04/01/21 11:45 **Received:** 04/02/21 08:20 **Matrix:** Water
ABLE_C

Parameters	Results	Units	LOQ	LOD	DF	Prepared	Analyzed	CAS No.	Qual
8260 MSV Oxygenates		Analytical Method: EPA 8260 Pace Analytical Services - Green Bay							
Methylene Chloride	<0.58	ug/L	5.0	0.58	1		04/05/21 10:02	75-09-2	
Naphthalene	<1.2	ug/L	5.0	1.2	1		04/05/21 10:02	91-20-3	
Styrene	<3.0	ug/L	10.0	3.0	1		04/05/21 10:02	100-42-5	
Tetrachloroethene	<0.33	ug/L	1.1	0.33	1		04/05/21 10:02	127-18-4	
Toluene	<0.27	ug/L	1.0	0.27	1		04/05/21 10:02	108-88-3	
Trichloroethene	<0.26	ug/L	1.0	0.26	1		04/05/21 10:02	79-01-6	
Trichlorofluoromethane	<0.21	ug/L	1.0	0.21	1		04/05/21 10:02	75-69-4	
Vinyl chloride	<0.17	ug/L	1.0	0.17	1		04/05/21 10:02	75-01-4	
cis-1,2-Dichloroethene	<0.27	ug/L	1.0	0.27	1		04/05/21 10:02	156-59-2	
cis-1,3-Dichloropropene	<3.6	ug/L	12.1	3.6	1		04/05/21 10:02	10061-01-5	
m&p-Xylene	<0.47	ug/L	2.0	0.47	1		04/05/21 10:02	179601-23-1	
n-Butylbenzene	<0.71	ug/L	2.4	0.71	1		04/05/21 10:02	104-51-8	
n-Heptane	<2.0	ug/L	6.7	2.0	1		04/05/21 10:02	142-82-5	
n-Hexane	<1.7	ug/L	5.7	1.7	1		04/05/21 10:02	110-54-3	
n-Propylbenzene	<0.81	ug/L	5.0	0.81	1		04/05/21 10:02	103-65-1	
o-Xylene	<0.26	ug/L	1.0	0.26	1		04/05/21 10:02	95-47-6	
p-Isopropyltoluene	<0.80	ug/L	2.7	0.80	1		04/05/21 10:02	99-87-6	
sec-Butylbenzene	<0.85	ug/L	5.0	0.85	1		04/05/21 10:02	135-98-8	
tert-Butylbenzene	<0.30	ug/L	1.0	0.30	1		04/05/21 10:02	98-06-6	
trans-1,2-Dichloroethene	<0.46	ug/L	1.5	0.46	1		04/05/21 10:02	156-60-5	
trans-1,3-Dichloropropene	<4.4	ug/L	14.6	4.4	1		04/05/21 10:02	10061-02-6	
Surrogates									
Dibromofluoromethane (S)	100	%	70-130		1		04/05/21 10:02	1868-53-7	
Toluene-d8 (S)	100	%	70-130		1		04/05/21 10:02	2037-26-5	
4-Bromofluorobenzene (S)	99	%	70-130		1		04/05/21 10:02	460-00-4	

REPORT OF LABORATORY ANALYSIS

This report shall not be reproduced, except in full,
without the written consent of Pace Analytical Services, LLC.

QUALITY CONTROL DATA

Project: 31401967.705-01.00 L13 MP 312
Pace Project No.: 40224366

QC Batch: 381441 Analysis Method: EPA 8260
QC Batch Method: EPA 8260 Analysis Description: 8260 MSV Oxygenates
Laboratory: Pace Analytical Services - Green Bay

Associated Lab Samples: 40224366001

METHOD BLANK: 2200305 Matrix: Water
Associated Lab Samples: 40224366001

Parameter	Units	Blank Result	Reporting Limit	Analyzed	Qualifiers
1,1,1,2-Tetrachloroethane	ug/L	<0.27	1.0	04/05/21 08:51	
1,1,1-Trichloroethane	ug/L	<0.24	1.0	04/05/21 08:51	
1,1,2,2-Tetrachloroethane	ug/L	<0.28	1.0	04/05/21 08:51	
1,1,2-Trichloroethane	ug/L	<0.55	5.0	04/05/21 08:51	
1,1-Dichloroethane	ug/L	<0.27	1.0	04/05/21 08:51	
1,1-Dichloroethene	ug/L	<0.24	1.0	04/05/21 08:51	
1,1-Dichloropropene	ug/L	<0.54	1.8	04/05/21 08:51	
1,2,3-Trichlorobenzene	ug/L	<2.2	7.4	04/05/21 08:51	
1,2,3-Trichloropropane	ug/L	<0.59	5.0	04/05/21 08:51	
1,2,4-Trichlorobenzene	ug/L	<0.95	5.0	04/05/21 08:51	
1,2,4-Trimethylbenzene	ug/L	<0.84	2.8	04/05/21 08:51	
1,2-Dibromo-3-chloropropane	ug/L	<1.8	5.9	04/05/21 08:51	
1,2-Dibromoethane (EDB)	ug/L	<0.83	2.8	04/05/21 08:51	
1,2-Dichlorobenzene	ug/L	<0.71	2.4	04/05/21 08:51	
1,2-Dichloroethane	ug/L	<0.28	1.0	04/05/21 08:51	
1,2-Dichloropropane	ug/L	<0.28	1.0	04/05/21 08:51	
1,3,5-Trimethylbenzene	ug/L	<0.87	2.9	04/05/21 08:51	
1,3-Dichlorobenzene	ug/L	<0.63	2.1	04/05/21 08:51	
1,3-Dichloropropane	ug/L	<0.83	2.8	04/05/21 08:51	
1,4-Dichlorobenzene	ug/L	<0.94	3.1	04/05/21 08:51	
2,2-Dichloropropane	ug/L	<2.3	7.6	04/05/21 08:51	
2-Chlorotoluene	ug/L	<0.93	5.0	04/05/21 08:51	
4-Chlorotoluene	ug/L	<0.76	2.5	04/05/21 08:51	
Benzene	ug/L	<0.25	1.0	04/05/21 08:51	
Bromobenzene	ug/L	<0.24	1.0	04/05/21 08:51	
Bromochloromethane	ug/L	<0.36	5.0	04/05/21 08:51	
Bromodichloromethane	ug/L	<0.36	1.2	04/05/21 08:51	
Bromoform	ug/L	<4.0	13.2	04/05/21 08:51	
Bromomethane	ug/L	<0.97	5.0	04/05/21 08:51	
Carbon tetrachloride	ug/L	<1.1	3.6	04/05/21 08:51	
Chlorobenzene	ug/L	<0.71	2.4	04/05/21 08:51	
Chloroethane	ug/L	<1.3	5.0	04/05/21 08:51	
Chloroform	ug/L	<1.3	5.0	04/05/21 08:51	
Chloromethane	ug/L	<2.2	7.3	04/05/21 08:51	
cis-1,2-Dichloroethene	ug/L	<0.27	1.0	04/05/21 08:51	
cis-1,3-Dichloropropene	ug/L	<3.6	12.1	04/05/21 08:51	
Cyclohexane	ug/L	<1.3	5.0	04/05/21 08:51	
Dibromochloromethane	ug/L	<2.6	8.7	04/05/21 08:51	
Dibromomethane	ug/L	<0.94	3.1	04/05/21 08:51	
Dichlorodifluoromethane	ug/L	<0.50	5.0	04/05/21 08:51	

Results presented on this page are in the units indicated by the "Units" column except where an alternate unit is presented to the right of the result.

REPORT OF LABORATORY ANALYSIS

This report shall not be reproduced, except in full,
without the written consent of Pace Analytical Services, LLC.

QUALITY CONTROL DATA

Project: 31401967.705-01.00 L13 MP 312
Pace Project No.: 40224366

METHOD BLANK: 2200305 Matrix: Water
Associated Lab Samples: 40224366001

Parameter	Units	Blank Result	Reporting Limit	Analyzed	Qualifiers
Diisopropyl ether	ug/L	<1.9	6.3	04/05/21 08:51	
Ethylbenzene	ug/L	<0.32	1.1	04/05/21 08:51	
Hexachloro-1,3-butadiene	ug/L	<1.5	4.9	04/05/21 08:51	
Isopropylbenzene (Cumene)	ug/L	<1.7	5.6	04/05/21 08:51	
m&p-Xylene	ug/L	<0.47	2.0	04/05/21 08:51	
Methyl-tert-butyl ether	ug/L	<1.2	4.2	04/05/21 08:51	
Methylcyclohexane	ug/L	<0.87	5.0	04/05/21 08:51	
Methylene Chloride	ug/L	<0.58	5.0	04/05/21 08:51	
n-Butylbenzene	ug/L	<0.71	2.4	04/05/21 08:51	
n-Heptane	ug/L	<2.0	6.7	04/05/21 08:51	
n-Hexane	ug/L	<1.7	5.7	04/05/21 08:51	
n-Propylbenzene	ug/L	<0.81	5.0	04/05/21 08:51	
Naphthalene	ug/L	<1.2	5.0	04/05/21 08:51	
o-Xylene	ug/L	<0.26	1.0	04/05/21 08:51	
p-Isopropyltoluene	ug/L	<0.80	2.7	04/05/21 08:51	
sec-Butylbenzene	ug/L	<0.85	5.0	04/05/21 08:51	
Styrene	ug/L	<3.0	10.0	04/05/21 08:51	
tert-Butylbenzene	ug/L	<0.30	1.0	04/05/21 08:51	
Tetrachloroethene	ug/L	<0.33	1.1	04/05/21 08:51	
Toluene	ug/L	<0.27	1.0	04/05/21 08:51	
trans-1,2-Dichloroethene	ug/L	<0.46	1.5	04/05/21 08:51	
trans-1,3-Dichloropropene	ug/L	<4.4	14.6	04/05/21 08:51	
Trichloroethene	ug/L	<0.26	1.0	04/05/21 08:51	
Trichlorofluoromethane	ug/L	<0.21	1.0	04/05/21 08:51	
Vinyl chloride	ug/L	<0.17	1.0	04/05/21 08:51	
4-Bromofluorobenzene (S)	%	97	70-130	04/05/21 08:51	
Dibromofluoromethane (S)	%	95	70-130	04/05/21 08:51	
Toluene-d8 (S)	%	100	70-130	04/05/21 08:51	

LABORATORY CONTROL SAMPLE: 2200306

Parameter	Units	Spike Conc.	LCS Result	LCS % Rec	% Rec Limits	Qualifiers
1,1,1-Trichloroethane	ug/L	50	54.9	110	70-130	
1,1,2,2-Tetrachloroethane	ug/L	50	53.1	106	66-130	
1,1,2-Trichloroethane	ug/L	50	52.0	104	70-130	
1,1-Dichloroethane	ug/L	50	48.0	96	68-132	
1,1-Dichloroethene	ug/L	50	47.3	95	85-126	
1,2,4-Trichlorobenzene	ug/L	50	52.6	105	70-130	
1,2-Dibromo-3-chloropropane	ug/L	50	50.9	102	51-126	
1,2-Dibromoethane (EDB)	ug/L	50	54.2	108	70-130	
1,2-Dichlorobenzene	ug/L	50	56.7	113	70-130	
1,2-Dichloroethane	ug/L	50	43.1	86	70-130	
1,2-Dichloropropane	ug/L	50	58.5	117	78-125	
1,3-Dichlorobenzene	ug/L	50	59.8	120	70-130	

Results presented on this page are in the units indicated by the "Units" column except where an alternate unit is presented to the right of the result.

REPORT OF LABORATORY ANALYSIS

This report shall not be reproduced, except in full,
without the written consent of Pace Analytical Services, LLC.

QUALITY CONTROL DATA

Project: 31401967.705-01.00 L13 MP 312
Pace Project No.: 40224366

LABORATORY CONTROL SAMPLE: 2200306

Parameter	Units	Spike Conc.	LCS Result	LCS % Rec	% Rec Limits	Qualifiers
1,4-Dichlorobenzene	ug/L	50	56.8	114	70-130	
Benzene	ug/L	50	49.3	99	70-132	
Bromodichloromethane	ug/L	50	59.1	118	70-130	
Bromoform	ug/L	50	61.4	123	65-130	
Bromomethane	ug/L	50	40.6	81	44-128	
Carbon tetrachloride	ug/L	50	52.3	105	70-130	
Chlorobenzene	ug/L	50	59.2	118	70-130	
Chloroethane	ug/L	50	48.2	96	73-137	
Chloroform	ug/L	50	49.6	99	80-122	
Chloromethane	ug/L	50	37.2	74	27-148	
cis-1,2-Dichloroethene	ug/L	50	49.6	99	70-130	
cis-1,3-Dichloropropene	ug/L	50	56.6	113	70-130	
Cyclohexane	ug/L	50	48.4	97	50-150	
Dibromochloromethane	ug/L	50	57.0	114	70-130	
Dichlorodifluoromethane	ug/L	50	22.7	45	22-151	
Ethylbenzene	ug/L	50	61.1	122	80-123	
Isopropylbenzene (Cumene)	ug/L	50	61.3	123	70-130	
m&p-Xylene	ug/L	100	122	122	70-130	
Methyl-tert-butyl ether	ug/L	50	40.5	81	66-130	
Methylcyclohexane	ug/L	50	64.1	128	50-150	
Methylene Chloride	ug/L	50	48.7	97	70-130	
o-Xylene	ug/L	50	60.1	120	70-130	
Styrene	ug/L	50	61.3	123	70-130	
Tetrachloroethene	ug/L	50	60.4	121	70-130	
Toluene	ug/L	50	59.2	118	80-121	
trans-1,2-Dichloroethene	ug/L	50	47.4	95	70-130	
trans-1,3-Dichloropropene	ug/L	50	52.5	105	58-125	
Trichloroethene	ug/L	50	61.8	124	70-130	
Trichlorofluoromethane	ug/L	50	50.5	101	84-148	
Vinyl chloride	ug/L	50	42.4	85	63-142	
4-Bromofluorobenzene (S)	%			106	70-130	
Dibromofluoromethane (S)	%			96	70-130	
Toluene-d8 (S)	%			105	70-130	

MATRIX SPIKE & MATRIX SPIKE DUPLICATE: 2200565 2200566

Parameter	Units	MS		MSD		MS Result	MSD Result	MS % Rec	MSD % Rec	% Rec Limits	RPD	Max RPD	Qual
		40224367001 Result	Spike Conc.	Spike Conc.	Conc.								
1,1,1-Trichloroethane	ug/L	<0.24	50	50	54.2	54.1	108	108	70-130	0	20		
1,1,2,2-Tetrachloroethane	ug/L	<0.28	50	50	54.6	54.9	109	110	66-130	1	20		
1,1,2-Trichloroethane	ug/L	<0.55	50	50	55.2	54.0	110	108	70-130	2	20		
1,1,2-Dichloroethane	ug/L	<0.27	50	50	48.1	46.5	96	93	68-132	3	20		
1,1-Dichloroethene	ug/L	<0.24	50	50	46.1	45.3	92	91	76-132	2	20		
1,2,4-Trichlorobenzene	ug/L	<0.95	50	50	48.3	50.7	97	101	70-130	5	20		

Results presented on this page are in the units indicated by the "Units" column except where an alternate unit is presented to the right of the result.

REPORT OF LABORATORY ANALYSIS

This report shall not be reproduced, except in full,
without the written consent of Pace Analytical Services, LLC.

QUALITY CONTROL DATA

Project: 31401967.705-01.00 L13 MP 312

Pace Project No.: 40224366

Parameter	Units	2200565		2200566		MS % Rec	MSD % Rec	% Rec Limits	RPD	Max RPD	Qual
		40224367001 Result	MS Spike Conc.	MSD Spike Conc.	MS Result						
1,2-Dibromo-3-chloropropane	ug/L	<1.8	50	50	50.0	51.5	100	103	51-126	3	20
1,2-Dibromoethane (EDB)	ug/L	<0.83	50	50	55.2	54.5	110	109	70-130	1	20
1,2-Dichlorobenzene	ug/L	<0.71	50	50	53.3	53.5	107	107	70-130	0	20
1,2-Dichloroethane	ug/L	<0.28	50	50	45.5	44.9	91	90	70-130	1	20
1,2-Dichloropropane	ug/L	<0.28	50	50	59.3	58.8	119	118	77-125	1	20
1,3-Dichlorobenzene	ug/L	<0.63	50	50	54.1	54.4	108	109	70-130	0	20
1,4-Dichlorobenzene	ug/L	<0.94	50	50	53.6	53.6	107	107	70-130	0	20
Benzene	ug/L	<0.25	50	50	49.0	47.5	98	95	70-132	3	20
Bromodichloromethane	ug/L	<0.36	50	50	60.6	59.9	121	120	70-130	1	20
Bromoform	ug/L	<4.0	50	50	64.6	63.5	129	127	65-130	2	20
Bromomethane	ug/L	<0.97	50	50	37.3	39.5	75	79	44-128	6	21
Carbon tetrachloride	ug/L	<1.1	50	50	53.1	51.0	106	102	70-132	4	20
Chlorobenzene	ug/L	<0.71	50	50	58.3	56.2	117	112	70-130	4	20
Chloroethane	ug/L	<1.3	50	50	47.0	45.2	94	90	70-137	4	20
Chloroform	ug/L	<1.3	50	50	50.5	49.2	101	98	80-122	3	20
Chloromethane	ug/L	<2.2	50	50	33.3	32.8	67	66	17-149	1	20
cis-1,2-Dichloroethene	ug/L	<0.27	50	50	51.3	49.9	103	100	70-130	3	20
cis-1,3-Dichloropropene	ug/L	<3.6	50	50	54.9	55.1	110	110	70-130	0	20
Cyclohexane	ug/L	<1.3	50	50	46.7	45.1	93	90	50-150	3	20
Dibromochloromethane	ug/L	<2.6	50	50	57.9	57.5	116	115	70-130	1	20
Dichlorodifluoromethane	ug/L	<0.50	50	50	19.2	19.1	38	38	22-158	1	20
Ethylbenzene	ug/L	<0.32	50	50	58.6	56.9	117	114	80-123	3	20
Isopropylbenzene (Cumene)	ug/L	<1.7	50	50	57.9	55.9	116	112	70-130	4	20
m&p-Xylene	ug/L	<0.47	100	100	117	115	117	115	70-130	2	20
Methyl-tert-butyl ether	ug/L	<1.2	50	50	43.3	43.1	87	86	66-130	0	20
Methylcyclohexane	ug/L	<0.87	50	50	60.1	58.0	120	116	50-150	4	20
Methylene Chloride	ug/L	<0.58	50	50	47.0	45.7	94	91	70-130	3	20
o-Xylene	ug/L	<0.26	50	50	57.5	54.8	115	110	70-130	5	20
Styrene	ug/L	<3.0	50	50	60.4	57.5	121	115	70-130	5	20
Tetrachloroethene	ug/L	<0.33	50	50	59.7	57.2	119	114	70-130	4	20
Toluene	ug/L	<0.27	50	50	57.6	55.6	115	111	80-121	4	20
trans-1,2-Dichloroethene	ug/L	<0.46	50	50	49.3	47.5	99	95	70-134	4	20
trans-1,3-Dichloropropene	ug/L	<4.4	50	50	53.7	52.0	107	104	58-130	3	20
Trichloroethene	ug/L	<0.26	50	50	60.4	61.1	121	122	70-130	1	20
Trichlorofluoromethane	ug/L	<0.21	50	50	49.1	48.0	98	96	82-151	2	20
Vinyl chloride	ug/L	<0.17	50	50	39.3	38.7	79	77	61-143	2	20
4-Bromofluorobenzene (S)	%						105	105	70-130		
Dibromofluoromethane (S)	%						105	102	70-130		
Toluene-d8 (S)	%						105	103	70-130		

Results presented on this page are in the units indicated by the "Units" column except where an alternate unit is presented to the right of the result.

REPORT OF LABORATORY ANALYSIS

This report shall not be reproduced, except in full,
without the written consent of Pace Analytical Services, LLC.

QUALIFIERS

Project: 31401967.705-01.00 L13 MP 312

Pace Project No.: 40224366

DEFINITIONS

DF - Dilution Factor, if reported, represents the factor applied to the reported data due to dilution of the sample aliquot.

ND - Not Detected at or above LOD.

J - Estimated concentration at or above the LOD and below the LOQ.

LOD - Limit of Detection adjusted for dilution factor, percent moisture, initial weight and final volume.

LOQ - Limit of Quantitation adjusted for dilution factor, percent moisture, initial weight and final volume.

S - Surrogate

1,2-Diphenylhydrazine decomposes to and cannot be separated from Azobenzene using Method 8270. The result for each analyte is a combined concentration.

Consistent with EPA guidelines, unrounded data are displayed and have been used to calculate % recovery and RPD values.

LCS(D) - Laboratory Control Sample (Duplicate)

MS(D) - Matrix Spike (Duplicate)

DUP - Sample Duplicate

RPD - Relative Percent Difference

NC - Not Calculable.

SG - Silica Gel - Clean-Up

U - Indicates the compound was analyzed for, but not detected at or above the adjusted LOD.

N-Nitrosodiphenylamine decomposes and cannot be separated from Diphenylamine using Method 8270. The result reported for each analyte is a combined concentration.

Pace Analytical is TNI accredited. Contact your Pace PM for the current list of accredited analytes.

TNI - The NELAC Institute.

WORKORDER QUALIFIERS

WO: 40224366

[1] Mass spectral library search was performed on this sample. Tentatively Identified Compounds (TIC's) were not present.

REPORT OF LABORATORY ANALYSIS

This report shall not be reproduced, except in full,
without the written consent of Pace Analytical Services, LLC.

QUALITY CONTROL DATA CROSS REFERENCE TABLE

Project: 31401967.705-01.00 L13 MP 312

Pace Project No.: 40224366

Lab ID	Sample ID	QC Batch Method	QC Batch	Analytical Method	Analytical Batch
40224366001	2021.04.01_LUBBERT_POTABLE _C	EPA 8260	381441		

REPORT OF LABORATORY ANALYSIS

This report shall not be reproduced, except in full,
without the written consent of Pace Analytical Services, LLC.

CHAIN-OF-CUSTODY RECORD

40224366

WSP Office Address 5957 McKee Road, Suite 7, Madison, WI 53719						Requested Analyses & Preservatives										No. 006		WSP	
Project Name L13 MP 312 Valve Site			WSP Contact Name Tim Huff			Number of Containers VOCs (EPA Method 8260) - 48 Hr TAT GRO (WI Modified) - 10-day TAT butane, ethane, isobutane, propane (FSK-175) 10-day TAT												Laboratory Name & Location Pace Analytical - Green Bay, WI	
Project Location Ft Atkinson, WI			WSP Contact E-mail tim.huff@wsp.com															Laboratory Project Manager Dan Milewsky	
Project Number & Task 31401967.705 - 01.00			WSP Contact Phone 571-217-6759															Requested Turn-Around-Time <input checked="" type="checkbox"/> Standard <input type="checkbox"/> 24 HR <input checked="" type="checkbox"/> 48 HR <input type="checkbox"/> 72 HR <input type="checkbox"/> _____ HR	
Sampler(s) Name(s) Carl Johnson			Sampler(s) Signature(s) 															Requested Deliverable <input checked="" type="checkbox"/> Level II <input type="checkbox"/> ERIMS EDD <input type="checkbox"/> Level III <input checked="" type="checkbox"/> GISKEY EDD <input type="checkbox"/> Level IV <input type="checkbox"/> EQUIS EDD	
Sample Identification		Matrix	Collection Start*		Collection Stop*		3	X									Sample Comments Lubbert C 001		
2021.04.01_Lubbert_Pottable Well C		AQ	Date	Time	Date	Time													
Relinquished By (Signature) 		Date 4/1/21	Time 1800	Received By (Signature) 		Date 4-2-21	Time 0520	Shipment Method Fed Ex		Tracking Number(s) see SUR ML 4-2-21									
Relinquished By (Signature) FedEx Express		Date 4-2-21	Time 0520	Received By (Signature) Madelin Z Madelin		Date 4-2-21	Time 0520	Number of Packages 3		Custody Seal Number(s) ---									

*Use stop time/date for composite and/or air samples; use only start time/date for all other samples. Matrix: AQ = Aqueous, S = Soil, SE = Sediment, A = Air, W = Wipe, B = Bulk, O = Other (detail in comments) Page 13 of 13

Sample Preservation Receipt Form

Pace Analytical Services, LLC
1241 Bellevue Street, Suite 9
Green Bay, WI 54302

Client Name: WSP

Project # 40224366

All containers needing preservation have been checked and noted below: Yes No N/A

Initial when completed:

Date/Time:


Lab Lot# of pH paper:

Lab Std #ID of preservation (if pH adjusted):

Pace Lab #	Glass							Plastic					Vials				Jars				General			VOA Vials (>6mm) *	H2SO4 pH ≤2	NaOH+Zn Act pH ≥9	NaOH pH ≥12	HNO3 pH ≤2	pH after adjusted	Volume (mL)			
	AG1U	BG1U	AG1H	AG4S	AG4U	AG5U	AG2S	BP1U	BP3U	BP3B	BP3N	BP3S	VG9A	DG9T	VG9U	VG9H	VG9M	VG9D	JGFU	JG9U	WGFU	WPFU	SP5T								ZPLC	GN	
001																																	2.5 / 5 / 10
002																																	2.5 / 5 / 10
003																																	2.5 / 5 / 10
004																																	2.5 / 5 / 10
005																																	2.5 / 5 / 10
006																																	2.5 / 5 / 10
007																																	2.5 / 5 / 10
008																																	2.5 / 5 / 10
009																																	2.5 / 5 / 10
010																																	2.5 / 5 / 10
011																																	2.5 / 5 / 10
012																																	2.5 / 5 / 10
013																																	2.5 / 5 / 10
014																																	2.5 / 5 / 10
015																																	2.5 / 5 / 10
016																																	2.5 / 5 / 10
017																																	2.5 / 5 / 10
018																																	2.5 / 5 / 10
019																																	2.5 / 5 / 10
020																																	2.5 / 5 / 10

Exceptions to preservation check: VOA, Coliform, TOC, TOX, TOH, O&G, WI DRO, Phenolics, Other: _____ Headspace in VOA Vials (>6mm) : Yes No N/A *If yes look in headspace column

AG1U 1 liter amber glass	BP1U 1 liter plastic unpres	VG9A 40 mL clear ascorbic	JGFU 4 oz amber jar unpres
BG1U 1 liter clear glass	BP3U 250 mL plastic unpres	DG9T 40 mL amber Na Thio	JG9U 9 oz amber jar unpres
AG1H 1 liter amber glass HCL	BP3B 250 mL plastic NaOH	VG9U 40 mL clear vial unpres	WGFU 4 oz clear jar unpres
AG4S 125 mL amber glass H2SO4	BP3N 250 mL plastic HNO3	VG9H 40 mL clear vial HCL	WPFU 4 oz plastic jar unpres
AG4U 120 mL amber glass unpres	BP3S 250 mL plastic H2SO4	VG9M 40 mL clear vial MeOH	SP5T 120 mL plastic Na Thiosulfate
AG5U 100 mL amber glass unpres		VG9D 40 mL clear vial DI	ZPLC ziploc bag
AG2S 500 mL amber glass H2SO4			GN
BG3U 250 mL clear glass unpres			


 1241 Bellevue Street, Green Bay, WI 54302	Document Name: Sample Condition Upon Receipt (SCUR)	Document Revised: 26Mar2020
	Document No.: ENV-FRM-GBAY-0014-Rev.00	Author: Pace Green Bay Quality Office

Sample Condition Upon Receipt Form (SCUR)

Project #: _____

Client Name: WSP

WO#: 40224366



40224366

Courier: CS Logistics Fed Ex Speedee UPS Waltco
 Client Pace Other: _____

Tracking #: 7854 9631 3639 - MSTR#

Custody Seal on Cooler/Box Present: yes no Seals intact: yes no

Custody Seal on Samples Present: yes no Seals intact: yes no

Packing Material: Bubble Wrap Bubble Bags None Other _____

Thermometer Used SR - 99 Type of Ice: Wet Blue Dry None Samples on ice, cooling process has begun

Cooler Temperature Uncorr: 1.0/2.0/1.0 / Corr: 1.0/2.0/0.5

Temp Blank Present: yes no ^{0.5} Biological Tissue is Frozen: yes no

Temp should be above freezing to 6°C.

Biota Samples may be received at ≤ 0°C if shipped on Dry Ice.

Person examining contents:	
Date: <u>4-2-21</u>	Initials: <u>MLC</u>
Labeled By Initials: <u>SW</u>	

Chain of Custody Present:	<input checked="" type="checkbox"/> Yes <input type="checkbox"/> No <input type="checkbox"/> N/A	1.	
Chain of Custody Filled Out:	<input checked="" type="checkbox"/> Yes <input type="checkbox"/> No <input type="checkbox"/> N/A	2.	
Chain of Custody Relinquished:	<input checked="" type="checkbox"/> Yes <input type="checkbox"/> No <input type="checkbox"/> N/A	3.	
Sampler Name & Signature on COC:	<input checked="" type="checkbox"/> Yes <input type="checkbox"/> No <input type="checkbox"/> N/A	4.	
Samples Arrived within Hold Time:	<input checked="" type="checkbox"/> Yes <input type="checkbox"/> No	5.	
- VOA Samples frozen upon receipt	<input type="checkbox"/> Yes <input type="checkbox"/> No	Date/Time:	
Short Hold Time Analysis (<72hr):	<input type="checkbox"/> Yes <input checked="" type="checkbox"/> No	6.	
Rush Turn Around Time Requested:	<input checked="" type="checkbox"/> Yes <input type="checkbox"/> No	7.	
Sufficient Volume:			
For Analysis: <input checked="" type="checkbox"/> Yes <input type="checkbox"/> No MS/MSD: <input type="checkbox"/> Yes <input checked="" type="checkbox"/> No <input type="checkbox"/> N/A			8 (i) bulged septum MLC 4-2-21
Correct Containers Used:	<input checked="" type="checkbox"/> Yes <input type="checkbox"/> No	9.	
-Pace Containers Used:	<input checked="" type="checkbox"/> Yes <input checked="" type="checkbox"/> No <input type="checkbox"/> N/A		
-Pace IR Containers Used:	<input type="checkbox"/> Yes <input type="checkbox"/> No <input checked="" type="checkbox"/> N/A		
Containers Intact:	<input checked="" type="checkbox"/> Yes <input type="checkbox"/> No	10.	
Filtered volume received for Dissolved tests	<input type="checkbox"/> Yes <input type="checkbox"/> No <input checked="" type="checkbox"/> N/A	11.	
Sample Labels match COC:	<input checked="" type="checkbox"/> Yes <input type="checkbox"/> No <input type="checkbox"/> N/A	12.	
-Includes date/time/ID/Analysis Matrix: <u>W</u>			
Trip Blank Present:	<input type="checkbox"/> Yes <input checked="" type="checkbox"/> No <input type="checkbox"/> N/A	13.	
Trip Blank Custody Seals Present	<input type="checkbox"/> Yes <input type="checkbox"/> No <input checked="" type="checkbox"/> N/A		
Pace Trip Blank Lot # (if purchased):			

Client Notification/ Resolution: _____ If checked, see attached form for additional comments

Person Contacted: _____ Date/Time: _____

Comments/ Resolution: _____

PM Review is documented electronically in LIMs. By releasing the project, the PM acknowledges they have reviewed the sample logir

April 06, 2021

Timothy Huff
WSP USA
211 North Broadway
Saint Louis, MO 63102

RE: Project: 31401967.705-01.00 L13 MP 312
Pace Project No.: 40224367

Dear Timothy Huff:

Enclosed are the analytical results for sample(s) received by the laboratory on April 02, 2021. The results relate only to the samples included in this report. Results reported herein conform to the applicable TNI/NELAC Standards and the laboratory's Quality Manual, where applicable, unless otherwise noted in the body of the report.

The test results provided in this final report were generated by each of the following laboratories within the Pace Network:

- Pace Analytical Services - Green Bay

If you have any questions concerning this report, please feel free to contact me.

Sincerely,



Dan Milewsky
dan.milewsky@pacelabs.com
(920)469-2436
Project Manager

Enclosures

cc: Cal Johnson, WSP USA - MADISON
Brian Kimpel, WSP USA



REPORT OF LABORATORY ANALYSIS

This report shall not be reproduced, except in full,
without the written consent of Pace Analytical Services, LLC.

CERTIFICATIONS

Project: 31401967.705-01.00 L13 MP 312

Pace Project No.: 40224367

Pace Analytical Services Green Bay

1241 Bellevue Street, Green Bay, WI 54302

Florida/NELAP Certification #: E87948

Illinois Certification #: 200050

Kentucky UST Certification #: 82

Louisiana Certification #: 04168

Minnesota Certification #: 055-999-334

New York Certification #: 12064

North Dakota Certification #: R-150

Virginia VELAP ID: 460263

South Carolina Certification #: 83006001

Texas Certification #: T104704529-14-1

Wisconsin Certification #: 405132750

Wisconsin DATCP Certification #: 105-444

USDA Soil Permit #: P330-16-00157

Federal Fish & Wildlife Permit #: LE51774A-0

REPORT OF LABORATORY ANALYSIS

This report shall not be reproduced, except in full,
without the written consent of Pace Analytical Services, LLC.

SAMPLE SUMMARY

Project: 31401967.705-01.00 L13 MP 312

Pace Project No.: 40224367

Lab ID	Sample ID	Matrix	Date Collected	Date Received
40224367001	2021.04.01_LUBBERT_POTABLE_D	Water	04/01/21 12:15	04/02/21 08:20

REPORT OF LABORATORY ANALYSIS

This report shall not be reproduced, except in full,
without the written consent of Pace Analytical Services, LLC.

SAMPLE ANALYTE COUNT

Project: 31401967.705-01.00 L13 MP 312

Pace Project No.: 40224367

Lab ID	Sample ID	Method	Analysts	Analytes Reported
40224367001	2021.04.01_LUBBERT_POTABLE_D	EPA 8260	LAP	68

PASI-G = Pace Analytical Services - Green Bay

REPORT OF LABORATORY ANALYSIS

This report shall not be reproduced, except in full,
without the written consent of Pace Analytical Services, LLC.

ANALYTICAL RESULTS

Project: 31401967.705-01.00 L13 MP 312
Pace Project No.: 40224367

Sample: 2021.04.01_LUBBERT_POT **Lab ID:** 40224367001 **Collected:** 04/01/21 12:15 **Received:** 04/02/21 08:20 **Matrix:** Water
ABLE_D

Parameters	Results	Units	LOQ	LOD	DF	Prepared	Analyzed	CAS No.	Qual
8260 MSV Oxygenates		Analytical Method: EPA 8260 Pace Analytical Services - Green Bay							
1,1,1,2-Tetrachloroethane	<0.27	ug/L	1.0	0.27	1		04/05/21 10:26	630-20-6	
1,1,1-Trichloroethane	<0.24	ug/L	1.0	0.24	1		04/05/21 10:26	71-55-6	
1,1,2,2-Tetrachloroethane	<0.28	ug/L	1.0	0.28	1		04/05/21 10:26	79-34-5	
1,1,2-Trichloroethane	<0.55	ug/L	5.0	0.55	1		04/05/21 10:26	79-00-5	
1,1-Dichloroethane	<0.27	ug/L	1.0	0.27	1		04/05/21 10:26	75-34-3	
1,1-Dichloroethene	<0.24	ug/L	1.0	0.24	1		04/05/21 10:26	75-35-4	
1,1-Dichloropropene	<0.54	ug/L	1.8	0.54	1		04/05/21 10:26	563-58-6	
1,2,3-Trichlorobenzene	<2.2	ug/L	7.4	2.2	1		04/05/21 10:26	87-61-6	
1,2,3-Trichloropropane	<0.59	ug/L	5.0	0.59	1		04/05/21 10:26	96-18-4	
1,2,4-Trichlorobenzene	<0.95	ug/L	5.0	0.95	1		04/05/21 10:26	120-82-1	
1,2,4-Trimethylbenzene	<0.84	ug/L	2.8	0.84	1		04/05/21 10:26	95-63-6	
1,2-Dibromo-3-chloropropane	<1.8	ug/L	5.9	1.8	1		04/05/21 10:26	96-12-8	
1,2-Dibromoethane (EDB)	<0.83	ug/L	2.8	0.83	1		04/05/21 10:26	106-93-4	
1,2-Dichlorobenzene	<0.71	ug/L	2.4	0.71	1		04/05/21 10:26	95-50-1	
1,2-Dichloroethane	<0.28	ug/L	1.0	0.28	1		04/05/21 10:26	107-06-2	
1,2-Dichloropropane	<0.28	ug/L	1.0	0.28	1		04/05/21 10:26	78-87-5	
1,3,5-Trimethylbenzene	<0.87	ug/L	2.9	0.87	1		04/05/21 10:26	108-67-8	
1,3-Dichlorobenzene	<0.63	ug/L	2.1	0.63	1		04/05/21 10:26	541-73-1	
1,3-Dichloropropane	<0.83	ug/L	2.8	0.83	1		04/05/21 10:26	142-28-9	
1,4-Dichlorobenzene	<0.94	ug/L	3.1	0.94	1		04/05/21 10:26	106-46-7	
2,2-Dichloropropane	<2.3	ug/L	7.6	2.3	1		04/05/21 10:26	594-20-7	
2-Chlorotoluene	<0.93	ug/L	5.0	0.93	1		04/05/21 10:26	95-49-8	
4-Chlorotoluene	<0.76	ug/L	2.5	0.76	1		04/05/21 10:26	106-43-4	
Benzene	<0.25	ug/L	1.0	0.25	1		04/05/21 10:26	71-43-2	
Bromobenzene	<0.24	ug/L	1.0	0.24	1		04/05/21 10:26	108-86-1	
Bromochloromethane	<0.36	ug/L	5.0	0.36	1		04/05/21 10:26	74-97-5	
Bromodichloromethane	<0.36	ug/L	1.2	0.36	1		04/05/21 10:26	75-27-4	
Bromoform	<4.0	ug/L	13.2	4.0	1		04/05/21 10:26	75-25-2	
Bromomethane	<0.97	ug/L	5.0	0.97	1		04/05/21 10:26	74-83-9	
Carbon tetrachloride	<1.1	ug/L	3.6	1.1	1		04/05/21 10:26	56-23-5	
Chlorobenzene	<0.71	ug/L	2.4	0.71	1		04/05/21 10:26	108-90-7	
Chloroethane	<1.3	ug/L	5.0	1.3	1		04/05/21 10:26	75-00-3	
Chloroform	<1.3	ug/L	5.0	1.3	1		04/05/21 10:26	67-66-3	
Chloromethane	<2.2	ug/L	7.3	2.2	1		04/05/21 10:26	74-87-3	
Cyclohexane	<1.3	ug/L	5.0	1.3	1		04/05/21 10:26	110-82-7	
Dibromochloromethane	<2.6	ug/L	8.7	2.6	1		04/05/21 10:26	124-48-1	
Dibromomethane	<0.94	ug/L	3.1	0.94	1		04/05/21 10:26	74-95-3	
Dichlorodifluoromethane	<0.50	ug/L	5.0	0.50	1		04/05/21 10:26	75-71-8	
Diisopropyl ether	<1.9	ug/L	6.3	1.9	1		04/05/21 10:26	108-20-3	
Ethylbenzene	<0.32	ug/L	1.1	0.32	1		04/05/21 10:26	100-41-4	
Hexachloro-1,3-butadiene	<1.5	ug/L	4.9	1.5	1		04/05/21 10:26	87-68-3	
Isopropylbenzene (Cumene)	<1.7	ug/L	5.6	1.7	1		04/05/21 10:26	98-82-8	
Methyl-tert-butyl ether	<1.2	ug/L	4.2	1.2	1		04/05/21 10:26	1634-04-4	
Methylcyclohexane	<0.87	ug/L	5.0	0.87	1		04/05/21 10:26	108-87-2	

REPORT OF LABORATORY ANALYSIS

This report shall not be reproduced, except in full,
without the written consent of Pace Analytical Services, LLC.

ANALYTICAL RESULTS

Project: 31401967.705-01.00 L13 MP 312
Pace Project No.: 40224367

Sample: 2021.04.01_LUBBERT_POT **Lab ID:** 40224367001 **Collected:** 04/01/21 12:15 **Received:** 04/02/21 08:20 **Matrix:** Water
ABLE_D

Parameters	Results	Units	LOQ	LOD	DF	Prepared	Analyzed	CAS No.	Qual
8260 MSV Oxygenates		Analytical Method: EPA 8260 Pace Analytical Services - Green Bay							
Methylene Chloride	<0.58	ug/L	5.0	0.58	1		04/05/21 10:26	75-09-2	
Naphthalene	<1.2	ug/L	5.0	1.2	1		04/05/21 10:26	91-20-3	
Styrene	<3.0	ug/L	10.0	3.0	1		04/05/21 10:26	100-42-5	
Tetrachloroethene	<0.33	ug/L	1.1	0.33	1		04/05/21 10:26	127-18-4	
Toluene	<0.27	ug/L	1.0	0.27	1		04/05/21 10:26	108-88-3	
Trichloroethene	<0.26	ug/L	1.0	0.26	1		04/05/21 10:26	79-01-6	
Trichlorofluoromethane	<0.21	ug/L	1.0	0.21	1		04/05/21 10:26	75-69-4	
Vinyl chloride	<0.17	ug/L	1.0	0.17	1		04/05/21 10:26	75-01-4	
cis-1,2-Dichloroethene	<0.27	ug/L	1.0	0.27	1		04/05/21 10:26	156-59-2	
cis-1,3-Dichloropropene	<3.6	ug/L	12.1	3.6	1		04/05/21 10:26	10061-01-5	
m&p-Xylene	<0.47	ug/L	2.0	0.47	1		04/05/21 10:26	179601-23-1	
n-Butylbenzene	<0.71	ug/L	2.4	0.71	1		04/05/21 10:26	104-51-8	
n-Heptane	<2.0	ug/L	6.7	2.0	1		04/05/21 10:26	142-82-5	
n-Hexane	<1.7	ug/L	5.7	1.7	1		04/05/21 10:26	110-54-3	
n-Propylbenzene	<0.81	ug/L	5.0	0.81	1		04/05/21 10:26	103-65-1	
o-Xylene	<0.26	ug/L	1.0	0.26	1		04/05/21 10:26	95-47-6	
p-Isopropyltoluene	<0.80	ug/L	2.7	0.80	1		04/05/21 10:26	99-87-6	
sec-Butylbenzene	<0.85	ug/L	5.0	0.85	1		04/05/21 10:26	135-98-8	
tert-Butylbenzene	<0.30	ug/L	1.0	0.30	1		04/05/21 10:26	98-06-6	
trans-1,2-Dichloroethene	<0.46	ug/L	1.5	0.46	1		04/05/21 10:26	156-60-5	
trans-1,3-Dichloropropene	<4.4	ug/L	14.6	4.4	1		04/05/21 10:26	10061-02-6	
Surrogates									
Dibromofluoromethane (S)	101	%	70-130		1		04/05/21 10:26	1868-53-7	
Toluene-d8 (S)	98	%	70-130		1		04/05/21 10:26	2037-26-5	
4-Bromofluorobenzene (S)	93	%	70-130		1		04/05/21 10:26	460-00-4	

REPORT OF LABORATORY ANALYSIS

This report shall not be reproduced, except in full,
without the written consent of Pace Analytical Services, LLC.

QUALITY CONTROL DATA

Project: 31401967.705-01.00 L13 MP 312
Pace Project No.: 40224367

QC Batch: 381441 Analysis Method: EPA 8260
QC Batch Method: EPA 8260 Analysis Description: 8260 MSV Oxygenates
Laboratory: Pace Analytical Services - Green Bay

Associated Lab Samples: 40224367001

METHOD BLANK: 2200305 Matrix: Water
Associated Lab Samples: 40224367001

Parameter	Units	Blank Result	Reporting Limit	Analyzed	Qualifiers
1,1,1,2-Tetrachloroethane	ug/L	<0.27	1.0	04/05/21 08:51	
1,1,1-Trichloroethane	ug/L	<0.24	1.0	04/05/21 08:51	
1,1,2,2-Tetrachloroethane	ug/L	<0.28	1.0	04/05/21 08:51	
1,1,2-Trichloroethane	ug/L	<0.55	5.0	04/05/21 08:51	
1,1-Dichloroethane	ug/L	<0.27	1.0	04/05/21 08:51	
1,1-Dichloroethene	ug/L	<0.24	1.0	04/05/21 08:51	
1,1-Dichloropropene	ug/L	<0.54	1.8	04/05/21 08:51	
1,2,3-Trichlorobenzene	ug/L	<2.2	7.4	04/05/21 08:51	
1,2,3-Trichloropropane	ug/L	<0.59	5.0	04/05/21 08:51	
1,2,4-Trichlorobenzene	ug/L	<0.95	5.0	04/05/21 08:51	
1,2,4-Trimethylbenzene	ug/L	<0.84	2.8	04/05/21 08:51	
1,2-Dibromo-3-chloropropane	ug/L	<1.8	5.9	04/05/21 08:51	
1,2-Dibromoethane (EDB)	ug/L	<0.83	2.8	04/05/21 08:51	
1,2-Dichlorobenzene	ug/L	<0.71	2.4	04/05/21 08:51	
1,2-Dichloroethane	ug/L	<0.28	1.0	04/05/21 08:51	
1,2-Dichloropropane	ug/L	<0.28	1.0	04/05/21 08:51	
1,3,5-Trimethylbenzene	ug/L	<0.87	2.9	04/05/21 08:51	
1,3-Dichlorobenzene	ug/L	<0.63	2.1	04/05/21 08:51	
1,3-Dichloropropane	ug/L	<0.83	2.8	04/05/21 08:51	
1,4-Dichlorobenzene	ug/L	<0.94	3.1	04/05/21 08:51	
2,2-Dichloropropane	ug/L	<2.3	7.6	04/05/21 08:51	
2-Chlorotoluene	ug/L	<0.93	5.0	04/05/21 08:51	
4-Chlorotoluene	ug/L	<0.76	2.5	04/05/21 08:51	
Benzene	ug/L	<0.25	1.0	04/05/21 08:51	
Bromobenzene	ug/L	<0.24	1.0	04/05/21 08:51	
Bromochloromethane	ug/L	<0.36	5.0	04/05/21 08:51	
Bromodichloromethane	ug/L	<0.36	1.2	04/05/21 08:51	
Bromoform	ug/L	<4.0	13.2	04/05/21 08:51	
Bromomethane	ug/L	<0.97	5.0	04/05/21 08:51	
Carbon tetrachloride	ug/L	<1.1	3.6	04/05/21 08:51	
Chlorobenzene	ug/L	<0.71	2.4	04/05/21 08:51	
Chloroethane	ug/L	<1.3	5.0	04/05/21 08:51	
Chloroform	ug/L	<1.3	5.0	04/05/21 08:51	
Chloromethane	ug/L	<2.2	7.3	04/05/21 08:51	
cis-1,2-Dichloroethene	ug/L	<0.27	1.0	04/05/21 08:51	
cis-1,3-Dichloropropene	ug/L	<3.6	12.1	04/05/21 08:51	
Cyclohexane	ug/L	<1.3	5.0	04/05/21 08:51	
Dibromochloromethane	ug/L	<2.6	8.7	04/05/21 08:51	
Dibromomethane	ug/L	<0.94	3.1	04/05/21 08:51	
Dichlorodifluoromethane	ug/L	<0.50	5.0	04/05/21 08:51	

Results presented on this page are in the units indicated by the "Units" column except where an alternate unit is presented to the right of the result.

REPORT OF LABORATORY ANALYSIS

This report shall not be reproduced, except in full,
without the written consent of Pace Analytical Services, LLC.

QUALITY CONTROL DATA

Project: 31401967.705-01.00 L13 MP 312
Pace Project No.: 40224367

METHOD BLANK: 2200305 Matrix: Water
Associated Lab Samples: 40224367001

Parameter	Units	Blank Result	Reporting Limit	Analyzed	Qualifiers
Diisopropyl ether	ug/L	<1.9	6.3	04/05/21 08:51	
Ethylbenzene	ug/L	<0.32	1.1	04/05/21 08:51	
Hexachloro-1,3-butadiene	ug/L	<1.5	4.9	04/05/21 08:51	
Isopropylbenzene (Cumene)	ug/L	<1.7	5.6	04/05/21 08:51	
m&p-Xylene	ug/L	<0.47	2.0	04/05/21 08:51	
Methyl-tert-butyl ether	ug/L	<1.2	4.2	04/05/21 08:51	
Methylcyclohexane	ug/L	<0.87	5.0	04/05/21 08:51	
Methylene Chloride	ug/L	<0.58	5.0	04/05/21 08:51	
n-Butylbenzene	ug/L	<0.71	2.4	04/05/21 08:51	
n-Heptane	ug/L	<2.0	6.7	04/05/21 08:51	
n-Hexane	ug/L	<1.7	5.7	04/05/21 08:51	
n-Propylbenzene	ug/L	<0.81	5.0	04/05/21 08:51	
Naphthalene	ug/L	<1.2	5.0	04/05/21 08:51	
o-Xylene	ug/L	<0.26	1.0	04/05/21 08:51	
p-Isopropyltoluene	ug/L	<0.80	2.7	04/05/21 08:51	
sec-Butylbenzene	ug/L	<0.85	5.0	04/05/21 08:51	
Styrene	ug/L	<3.0	10.0	04/05/21 08:51	
tert-Butylbenzene	ug/L	<0.30	1.0	04/05/21 08:51	
Tetrachloroethene	ug/L	<0.33	1.1	04/05/21 08:51	
Toluene	ug/L	<0.27	1.0	04/05/21 08:51	
trans-1,2-Dichloroethene	ug/L	<0.46	1.5	04/05/21 08:51	
trans-1,3-Dichloropropene	ug/L	<4.4	14.6	04/05/21 08:51	
Trichloroethene	ug/L	<0.26	1.0	04/05/21 08:51	
Trichlorofluoromethane	ug/L	<0.21	1.0	04/05/21 08:51	
Vinyl chloride	ug/L	<0.17	1.0	04/05/21 08:51	
4-Bromofluorobenzene (S)	%	97	70-130	04/05/21 08:51	
Dibromofluoromethane (S)	%	95	70-130	04/05/21 08:51	
Toluene-d8 (S)	%	100	70-130	04/05/21 08:51	

LABORATORY CONTROL SAMPLE: 2200306

Parameter	Units	Spike Conc.	LCS Result	LCS % Rec	% Rec Limits	Qualifiers
1,1,1-Trichloroethane	ug/L	50	54.9	110	70-130	
1,1,2,2-Tetrachloroethane	ug/L	50	53.1	106	66-130	
1,1,2-Trichloroethane	ug/L	50	52.0	104	70-130	
1,1-Dichloroethane	ug/L	50	48.0	96	68-132	
1,1-Dichloroethene	ug/L	50	47.3	95	85-126	
1,2,4-Trichlorobenzene	ug/L	50	52.6	105	70-130	
1,2-Dibromo-3-chloropropane	ug/L	50	50.9	102	51-126	
1,2-Dibromoethane (EDB)	ug/L	50	54.2	108	70-130	
1,2-Dichlorobenzene	ug/L	50	56.7	113	70-130	
1,2-Dichloroethane	ug/L	50	43.1	86	70-130	
1,2-Dichloropropane	ug/L	50	58.5	117	78-125	
1,3-Dichlorobenzene	ug/L	50	59.8	120	70-130	

Results presented on this page are in the units indicated by the "Units" column except where an alternate unit is presented to the right of the result.

REPORT OF LABORATORY ANALYSIS

This report shall not be reproduced, except in full,
without the written consent of Pace Analytical Services, LLC.

QUALITY CONTROL DATA

Project: 31401967.705-01.00 L13 MP 312

Pace Project No.: 40224367

LABORATORY CONTROL SAMPLE: 2200306

Parameter	Units	Spike Conc.	LCS Result	LCS % Rec	% Rec Limits	Qualifiers
1,4-Dichlorobenzene	ug/L	50	56.8	114	70-130	
Benzene	ug/L	50	49.3	99	70-132	
Bromodichloromethane	ug/L	50	59.1	118	70-130	
Bromoform	ug/L	50	61.4	123	65-130	
Bromomethane	ug/L	50	40.6	81	44-128	
Carbon tetrachloride	ug/L	50	52.3	105	70-130	
Chlorobenzene	ug/L	50	59.2	118	70-130	
Chloroethane	ug/L	50	48.2	96	73-137	
Chloroform	ug/L	50	49.6	99	80-122	
Chloromethane	ug/L	50	37.2	74	27-148	
cis-1,2-Dichloroethene	ug/L	50	49.6	99	70-130	
cis-1,3-Dichloropropene	ug/L	50	56.6	113	70-130	
Cyclohexane	ug/L	50	48.4	97	50-150	
Dibromochloromethane	ug/L	50	57.0	114	70-130	
Dichlorodifluoromethane	ug/L	50	22.7	45	22-151	
Ethylbenzene	ug/L	50	61.1	122	80-123	
Isopropylbenzene (Cumene)	ug/L	50	61.3	123	70-130	
m&p-Xylene	ug/L	100	122	122	70-130	
Methyl-tert-butyl ether	ug/L	50	40.5	81	66-130	
Methylcyclohexane	ug/L	50	64.1	128	50-150	
Methylene Chloride	ug/L	50	48.7	97	70-130	
o-Xylene	ug/L	50	60.1	120	70-130	
Styrene	ug/L	50	61.3	123	70-130	
Tetrachloroethene	ug/L	50	60.4	121	70-130	
Toluene	ug/L	50	59.2	118	80-121	
trans-1,2-Dichloroethene	ug/L	50	47.4	95	70-130	
trans-1,3-Dichloropropene	ug/L	50	52.5	105	58-125	
Trichloroethene	ug/L	50	61.8	124	70-130	
Trichlorofluoromethane	ug/L	50	50.5	101	84-148	
Vinyl chloride	ug/L	50	42.4	85	63-142	
4-Bromofluorobenzene (S)	%			106	70-130	
Dibromofluoromethane (S)	%			96	70-130	
Toluene-d8 (S)	%			105	70-130	

MATRIX SPIKE & MATRIX SPIKE DUPLICATE: 2200565 2200566

Parameter	Units	MS		MSD		MS Result	MSD Result	MS % Rec	MSD % Rec	% Rec Limits	RPD	Max RPD	Qual
		40224367001 Result	Spike Conc.	Spike Conc.	Result								
1,1,1-Trichloroethane	ug/L	<0.24	50	50	54.2	54.1	108	108	70-130	0	20		
1,1,2,2-Tetrachloroethane	ug/L	<0.28	50	50	54.6	54.9	109	110	66-130	1	20		
1,1,2-Trichloroethane	ug/L	<0.55	50	50	55.2	54.0	110	108	70-130	2	20		
1,1-Dichloroethane	ug/L	<0.27	50	50	48.1	46.5	96	93	68-132	3	20		
1,1-Dichloroethene	ug/L	<0.24	50	50	46.1	45.3	92	91	76-132	2	20		
1,2,4-Trichlorobenzene	ug/L	<0.95	50	50	48.3	50.7	97	101	70-130	5	20		

Results presented on this page are in the units indicated by the "Units" column except where an alternate unit is presented to the right of the result.

REPORT OF LABORATORY ANALYSIS

This report shall not be reproduced, except in full,
without the written consent of Pace Analytical Services, LLC.

QUALITY CONTROL DATA

Project: 31401967.705-01.00 L13 MP 312

Pace Project No.: 40224367

Parameter	Units	2200565		2200566		MS % Rec	MSD % Rec	% Rec Limits	RPD	Max RPD	Qual
		40224367001 Result	MS Spike Conc.	MSD Spike Conc.	MS Result						
1,2-Dibromo-3-chloropropane	ug/L	<1.8	50	50	50.0	51.5	100	103	51-126	3	20
1,2-Dibromoethane (EDB)	ug/L	<0.83	50	50	55.2	54.5	110	109	70-130	1	20
1,2-Dichlorobenzene	ug/L	<0.71	50	50	53.3	53.5	107	107	70-130	0	20
1,2-Dichloroethane	ug/L	<0.28	50	50	45.5	44.9	91	90	70-130	1	20
1,2-Dichloropropane	ug/L	<0.28	50	50	59.3	58.8	119	118	77-125	1	20
1,3-Dichlorobenzene	ug/L	<0.63	50	50	54.1	54.4	108	109	70-130	0	20
1,4-Dichlorobenzene	ug/L	<0.94	50	50	53.6	53.6	107	107	70-130	0	20
Benzene	ug/L	<0.25	50	50	49.0	47.5	98	95	70-132	3	20
Bromodichloromethane	ug/L	<0.36	50	50	60.6	59.9	121	120	70-130	1	20
Bromoform	ug/L	<4.0	50	50	64.6	63.5	129	127	65-130	2	20
Bromomethane	ug/L	<0.97	50	50	37.3	39.5	75	79	44-128	6	21
Carbon tetrachloride	ug/L	<1.1	50	50	53.1	51.0	106	102	70-132	4	20
Chlorobenzene	ug/L	<0.71	50	50	58.3	56.2	117	112	70-130	4	20
Chloroethane	ug/L	<1.3	50	50	47.0	45.2	94	90	70-137	4	20
Chloroform	ug/L	<1.3	50	50	50.5	49.2	101	98	80-122	3	20
Chloromethane	ug/L	<2.2	50	50	33.3	32.8	67	66	17-149	1	20
cis-1,2-Dichloroethene	ug/L	<0.27	50	50	51.3	49.9	103	100	70-130	3	20
cis-1,3-Dichloropropene	ug/L	<3.6	50	50	54.9	55.1	110	110	70-130	0	20
Cyclohexane	ug/L	<1.3	50	50	46.7	45.1	93	90	50-150	3	20
Dibromochloromethane	ug/L	<2.6	50	50	57.9	57.5	116	115	70-130	1	20
Dichlorodifluoromethane	ug/L	<0.50	50	50	19.2	19.1	38	38	22-158	1	20
Ethylbenzene	ug/L	<0.32	50	50	58.6	56.9	117	114	80-123	3	20
Isopropylbenzene (Cumene)	ug/L	<1.7	50	50	57.9	55.9	116	112	70-130	4	20
m&p-Xylene	ug/L	<0.47	100	100	117	115	117	115	70-130	2	20
Methyl-tert-butyl ether	ug/L	<1.2	50	50	43.3	43.1	87	86	66-130	0	20
Methylcyclohexane	ug/L	<0.87	50	50	60.1	58.0	120	116	50-150	4	20
Methylene Chloride	ug/L	<0.58	50	50	47.0	45.7	94	91	70-130	3	20
o-Xylene	ug/L	<0.26	50	50	57.5	54.8	115	110	70-130	5	20
Styrene	ug/L	<3.0	50	50	60.4	57.5	121	115	70-130	5	20
Tetrachloroethene	ug/L	<0.33	50	50	59.7	57.2	119	114	70-130	4	20
Toluene	ug/L	<0.27	50	50	57.6	55.6	115	111	80-121	4	20
trans-1,2-Dichloroethene	ug/L	<0.46	50	50	49.3	47.5	99	95	70-134	4	20
trans-1,3-Dichloropropene	ug/L	<4.4	50	50	53.7	52.0	107	104	58-130	3	20
Trichloroethene	ug/L	<0.26	50	50	60.4	61.1	121	122	70-130	1	20
Trichlorofluoromethane	ug/L	<0.21	50	50	49.1	48.0	98	96	82-151	2	20
Vinyl chloride	ug/L	<0.17	50	50	39.3	38.7	79	77	61-143	2	20
4-Bromofluorobenzene (S)	%						105	105	70-130		
Dibromofluoromethane (S)	%						105	102	70-130		
Toluene-d8 (S)	%						105	103	70-130		

Results presented on this page are in the units indicated by the "Units" column except where an alternate unit is presented to the right of the result.

REPORT OF LABORATORY ANALYSIS

This report shall not be reproduced, except in full,
without the written consent of Pace Analytical Services, LLC.

QUALIFIERS

Project: 31401967.705-01.00 L13 MP 312

Pace Project No.: 40224367

DEFINITIONS

DF - Dilution Factor, if reported, represents the factor applied to the reported data due to dilution of the sample aliquot.

ND - Not Detected at or above LOD.

J - Estimated concentration at or above the LOD and below the LOQ.

LOD - Limit of Detection adjusted for dilution factor, percent moisture, initial weight and final volume.

LOQ - Limit of Quantitation adjusted for dilution factor, percent moisture, initial weight and final volume.

S - Surrogate

1,2-Diphenylhydrazine decomposes to and cannot be separated from Azobenzene using Method 8270. The result for each analyte is a combined concentration.

Consistent with EPA guidelines, unrounded data are displayed and have been used to calculate % recovery and RPD values.

LCS(D) - Laboratory Control Sample (Duplicate)

MS(D) - Matrix Spike (Duplicate)

DUP - Sample Duplicate

RPD - Relative Percent Difference

NC - Not Calculable.

SG - Silica Gel - Clean-Up

U - Indicates the compound was analyzed for, but not detected at or above the adjusted LOD.

N-Nitrosodiphenylamine decomposes and cannot be separated from Diphenylamine using Method 8270. The result reported for each analyte is a combined concentration.

Pace Analytical is TNI accredited. Contact your Pace PM for the current list of accredited analytes.

TNI - The NELAC Institute.

WORKORDER QUALIFIERS

WO: 40224367

[1] Mass spectral library search was performed on this sample. Tentatively Identified Compounds (TIC's) were not present.

REPORT OF LABORATORY ANALYSIS

This report shall not be reproduced, except in full,
without the written consent of Pace Analytical Services, LLC.

QUALITY CONTROL DATA CROSS REFERENCE TABLE

Project: 31401967.705-01.00 L13 MP 312

Pace Project No.: 40224367

Lab ID	Sample ID	QC Batch Method	QC Batch	Analytical Method	Analytical Batch
40224367001	2021.04.01_LUBBERT_POTABLE _D	EPA 8260	381441		

REPORT OF LABORATORY ANALYSIS


This report shall not be reproduced, except in full,
without the written consent of Pace Analytical Services, LLC.

CHAIN-OF-CUSTODY RECORD

40224367

WSP Office Address 5957 McKee Road, Suite 7, Madison, WI 53719						Requested Analyses & Preservatives										No. 007		WSP	
Project Name L13 MP 312 Valve Site			WSP Contact Name Tim Huff			Number of Containers 3	VOCs (EPA Method 8260) - 48 Hr TAT	GRO (WI Modified) - 10-day TAT	butane, ethane, isobutane, propane (RSK-175) 10-day TAT									Laboratory Name & Location Pace Analytical - Green Bay, WI	
Project Location Ft Atkinson, WI			WSP Contact E-mail tim.huff@wsp.com															Laboratory Project Manager Dan Milewsky	
Project Number & Task 31401967.705 - 01.00			WSP Contact Phone 571-217-6759															Requested Turn-Around-Time <input checked="" type="checkbox"/> Standard <input type="checkbox"/> 24 HR <input checked="" type="checkbox"/> 48 HR <input type="checkbox"/> 72 HR <input type="checkbox"/> HR	
Sampler(s) Name(s) Cal Johnson			Sampler(s) Signature(s) 															Requested Deliverable <input checked="" type="checkbox"/> Level II <input type="checkbox"/> ERIMS EDD <input type="checkbox"/> Level III <input checked="" type="checkbox"/> GISKEY EDD <input type="checkbox"/> Level IV <input type="checkbox"/> EQUIS EDD	
Sample Identification		Matrix	Collection Start*		Collection Stop*												Sample Comments		
2021.04.01 - Lubbert - Potable Well 9		AQ	4/1/21	1215	-	-	3	X									Lubbert D OEL		
Relinquished By (Signature) 		Date 4/1/21	Time 1800	Received By (Signature)		Date	Time	Shipment Method Fed Ex		Tracking Number(s) glsEUR HUB 4-2-21									
Relinquished By (Signature) FedEx Express		Date 4-2-21	Time 0830	Received By (Signature) Modeliz Michael Lee		Date 4-2-21	Time 0830	Number of Packages 3		Custody Seal Number(s) —									

*Use stop time/date for composite and/or air samples; use only start time/date for all other samples. Matrix: AQ = Aqueous, S = Soil, SE = Sediment, A = Air, W = Wipe, B = Bulk, O = Other (detail in comments)

 1241 Bellevue Street, Green Bay, WI 54302	Document Name: Sample Condition Upon Receipt (SCUR)	Document Revised: 26Mar2020
	Document No.: ENV-FRM-GBAY-0014-Rev.00	Author: Pace Green Bay Quality Office

Sample Condition Upon Receipt Form (SCUR)

Project #: _____

Client Name: WSP

WO#: 40224367

Courier: CS Logistics Fed Ex Speedee UPS Walto
 Client Pace Other: _____



Tracking #: 7854 9631 3639 - MSTR#

Custody Seal on Cooler/Box Present: yes no Seals intact: yes no

Custody Seal on Samples Present: yes no Seals intact: yes no

Packing Material: Bubble Wrap Bubble Bags None Other

Thermometer Used SR-99 Type of Ice: Wet Blue Dry None Samples on ice, cooling process has begun

Cooler Temperature Uncorr: 1.0/2.0/1.0 Corr: 1.0/2.0/0.5

Temp Blank Present: yes no 0.5 Biological Tissue is Frozen: yes no

Person examining contents:
 Date: 4-2-21 / Initials: MLR
 Labeled By Initials: SKU

Temp should be above freezing to 6°C.
 Biota Samples may be received at ≤ 0°C if shipped on Dry Ice.

Chain of Custody Present:	<input checked="" type="checkbox"/> Yes <input type="checkbox"/> No <input type="checkbox"/> N/A	1.
Chain of Custody Filled Out:	<input checked="" type="checkbox"/> Yes <input type="checkbox"/> No <input type="checkbox"/> N/A	2.
Chain of Custody Relinquished:	<input checked="" type="checkbox"/> Yes <input type="checkbox"/> No <input type="checkbox"/> N/A	3.
Sampler Name & Signature on COC:	<input checked="" type="checkbox"/> Yes <input type="checkbox"/> No <input type="checkbox"/> N/A	4.
Samples Arrived within Hold Time:	<input checked="" type="checkbox"/> Yes <input type="checkbox"/> No	5.
- VOA Samples frozen upon receipt	<input type="checkbox"/> Yes <input type="checkbox"/> No	Date/Time:
Short Hold Time Analysis (<72hr):	<input type="checkbox"/> Yes <input checked="" type="checkbox"/> No	6.
Rush Turn Around Time Requested:	<input checked="" type="checkbox"/> Yes <input type="checkbox"/> No	7.
Sufficient Volume:		8.
For Analysis: <input checked="" type="checkbox"/> Yes <input type="checkbox"/> No MS/MSD: <input type="checkbox"/> Yes <input checked="" type="checkbox"/> No <input type="checkbox"/> N/A		
Correct Containers Used:	<input checked="" type="checkbox"/> Yes <input type="checkbox"/> No	9.
-Pace Containers Used:	<input checked="" type="checkbox"/> Yes <input type="checkbox"/> No <input type="checkbox"/> N/A	
-Pace IR Containers Used:	<input type="checkbox"/> Yes <input type="checkbox"/> No <input checked="" type="checkbox"/> N/A	
Containers Intact:	<input checked="" type="checkbox"/> Yes <input type="checkbox"/> No	10.
Filtered volume received for Dissolved tests	<input type="checkbox"/> Yes <input type="checkbox"/> No <input checked="" type="checkbox"/> N/A	11.
Sample Labels match COC:	<input checked="" type="checkbox"/> Yes <input type="checkbox"/> No <input type="checkbox"/> N/A	12.
-Includes date/time/ID/Analysis Matrix: <u>W</u>		
Trip Blank Present:	<input type="checkbox"/> Yes <input checked="" type="checkbox"/> No <input type="checkbox"/> N/A	13.
Trip Blank Custody Seals Present	<input type="checkbox"/> Yes <input type="checkbox"/> No <input checked="" type="checkbox"/> N/A	
Pace Trip Blank Lot # (if purchased):		

Client Notification/ Resolution: _____ If checked, see attached form for additional comments

Person Contacted: _____ Date/Time: _____

Comments/ Resolution: _____

PM Review is documented electronically in LIMs. By releasing the project, the PM acknowledges they have reviewed the sample logir

April 06, 2021

Timothy Huff
WSP USA
211 North Broadway
Saint Louis, MO 63102

RE: Project: 31401967.705-01.00 L13 MP 312
Pace Project No.: 40224382

Dear Timothy Huff:


Enclosed are the analytical results for sample(s) received by the laboratory on April 02, 2021. The results relate only to the samples included in this report. Results reported herein conform to the applicable TNI/NELAC Standards and the laboratory's Quality Manual, where applicable, unless otherwise noted in the body of the report.

The test results provided in this final report were generated by each of the following laboratories within the Pace Network:

- Pace Analytical Services - Green Bay

If you have any questions concerning this report, please feel free to contact me.

Sincerely,



Dan Milewsky
dan.milewsky@pacelabs.com
(920)469-2436
Project Manager

Enclosures

cc: Cal Johnson, WSP USA - MADISON
Brian Kimpel, WSP USA



REPORT OF LABORATORY ANALYSIS

This report shall not be reproduced, except in full,
without the written consent of Pace Analytical Services, LLC.

CERTIFICATIONS

Project: 31401967.705-01.00 L13 MP 312

Pace Project No.: 40224382

Pace Analytical Services Green Bay

1241 Bellevue Street, Green Bay, WI 54302

Florida/NELAP Certification #: E87948

Illinois Certification #: 200050

Kentucky UST Certification #: 82

Louisiana Certification #: 04168

Minnesota Certification #: 055-999-334

New York Certification #: 12064

North Dakota Certification #: R-150

Virginia VELAP ID: 460263

South Carolina Certification #: 83006001

Texas Certification #: T104704529-14-1

Wisconsin Certification #: 405132750

Wisconsin DATCP Certification #: 105-444

USDA Soil Permit #: P330-16-00157

Federal Fish & Wildlife Permit #: LE51774A-0

REPORT OF LABORATORY ANALYSIS

This report shall not be reproduced, except in full,
without the written consent of Pace Analytical Services, LLC.

SAMPLE SUMMARY

Project: 31401967.705-01.00 L13 MP 312

Pace Project No.: 40224382

Lab ID	Sample ID	Matrix	Date Collected	Date Received
40224382001	2021.04.01_MAASZ_POTABLE	Water	04/01/21 15:57	04/02/21 08:20

REPORT OF LABORATORY ANALYSIS

This report shall not be reproduced, except in full,
without the written consent of Pace Analytical Services, LLC.

SAMPLE ANALYTE COUNT

Project: 31401967.705-01.00 L13 MP 312
Pace Project No.: 40224382

Lab ID	Sample ID	Method	Analysts	Analytes Reported
40224382001	2021.04.01_MAASZ_POTABLE	EPA 8260	HNW	68

PASI-G = Pace Analytical Services - Green Bay

REPORT OF LABORATORY ANALYSIS

This report shall not be reproduced, except in full,
without the written consent of Pace Analytical Services, LLC.

ANALYTICAL RESULTS

Project: 31401967.705-01.00 L13 MP 312

Pace Project No.: 40224382

Sample: 2021.04.01_MAASZ_POTA BLE **Lab ID:** 40224382001 Collected: 04/01/21 15:57 Received: 04/02/21 08:20 Matrix: Water

Parameters	Results	Units	LOQ	LOD	DF	Prepared	Analyzed	CAS No.	Qual
8260 MSV Oxygenates		Analytical Method: EPA 8260 Pace Analytical Services - Green Bay							
1,1,1,2-Tetrachloroethane	<0.27	ug/L	1.0	0.27	1		04/05/21 14:50	630-20-6	
1,1,1-Trichloroethane	<0.24	ug/L	1.0	0.24	1		04/05/21 14:50	71-55-6	
1,1,2,2-Tetrachloroethane	<0.28	ug/L	1.0	0.28	1		04/05/21 14:50	79-34-5	
1,1,2-Trichloroethane	<0.55	ug/L	5.0	0.55	1		04/05/21 14:50	79-00-5	
1,1-Dichloroethane	<0.27	ug/L	1.0	0.27	1		04/05/21 14:50	75-34-3	
1,1-Dichloroethene	<0.24	ug/L	1.0	0.24	1		04/05/21 14:50	75-35-4	
1,1-Dichloropropene	<0.54	ug/L	1.8	0.54	1		04/05/21 14:50	563-58-6	
1,2,3-Trichlorobenzene	<2.2	ug/L	7.4	2.2	1		04/05/21 14:50	87-61-6	
1,2,3-Trichloropropane	<0.59	ug/L	5.0	0.59	1		04/05/21 14:50	96-18-4	
1,2,4-Trichlorobenzene	<0.95	ug/L	5.0	0.95	1		04/05/21 14:50	120-82-1	
1,2,4-Trimethylbenzene	<0.84	ug/L	2.8	0.84	1		04/05/21 14:50	95-63-6	
1,2-Dibromo-3-chloropropane	<1.8	ug/L	5.9	1.8	1		04/05/21 14:50	96-12-8	
1,2-Dibromoethane (EDB)	<0.83	ug/L	2.8	0.83	1		04/05/21 14:50	106-93-4	
1,2-Dichlorobenzene	<0.71	ug/L	2.4	0.71	1		04/05/21 14:50	95-50-1	
1,2-Dichloroethane	<0.28	ug/L	1.0	0.28	1		04/05/21 14:50	107-06-2	
1,2-Dichloropropane	<0.28	ug/L	1.0	0.28	1		04/05/21 14:50	78-87-5	
1,3,5-Trimethylbenzene	<0.87	ug/L	2.9	0.87	1		04/05/21 14:50	108-67-8	
1,3-Dichlorobenzene	<0.63	ug/L	2.1	0.63	1		04/05/21 14:50	541-73-1	
1,3-Dichloropropane	<0.83	ug/L	2.8	0.83	1		04/05/21 14:50	142-28-9	
1,4-Dichlorobenzene	<0.94	ug/L	3.1	0.94	1		04/05/21 14:50	106-46-7	
2,2-Dichloropropane	<2.3	ug/L	7.6	2.3	1		04/05/21 14:50	594-20-7	
2-Chlorotoluene	<0.93	ug/L	5.0	0.93	1		04/05/21 14:50	95-49-8	
4-Chlorotoluene	<0.76	ug/L	2.5	0.76	1		04/05/21 14:50	106-43-4	
Benzene	<0.25	ug/L	1.0	0.25	1		04/05/21 14:50	71-43-2	
Bromobenzene	<0.24	ug/L	1.0	0.24	1		04/05/21 14:50	108-86-1	
Bromochloromethane	<0.36	ug/L	5.0	0.36	1		04/05/21 14:50	74-97-5	
Bromodichloromethane	<0.36	ug/L	1.2	0.36	1		04/05/21 14:50	75-27-4	
Bromoform	<4.0	ug/L	13.2	4.0	1		04/05/21 14:50	75-25-2	
Bromomethane	<0.97	ug/L	5.0	0.97	1		04/05/21 14:50	74-83-9	
Carbon tetrachloride	<1.1	ug/L	3.6	1.1	1		04/05/21 14:50	56-23-5	
Chlorobenzene	<0.71	ug/L	2.4	0.71	1		04/05/21 14:50	108-90-7	
Chloroethane	<1.3	ug/L	5.0	1.3	1		04/05/21 14:50	75-00-3	
Chloroform	<1.3	ug/L	5.0	1.3	1		04/05/21 14:50	67-66-3	
Chloromethane	<2.2	ug/L	7.3	2.2	1		04/05/21 14:50	74-87-3	
Cyclohexane	<1.3	ug/L	5.0	1.3	1		04/05/21 14:50	110-82-7	
Dibromochloromethane	<2.6	ug/L	8.7	2.6	1		04/05/21 14:50	124-48-1	
Dibromomethane	<0.94	ug/L	3.1	0.94	1		04/05/21 14:50	74-95-3	
Dichlorodifluoromethane	<0.50	ug/L	5.0	0.50	1		04/05/21 14:50	75-71-8	
Diisopropyl ether	<1.9	ug/L	6.3	1.9	1		04/05/21 14:50	108-20-3	
Ethylbenzene	<0.32	ug/L	1.1	0.32	1		04/05/21 14:50	100-41-4	
Hexachloro-1,3-butadiene	<1.5	ug/L	4.9	1.5	1		04/05/21 14:50	87-68-3	
Isopropylbenzene (Cumene)	<1.7	ug/L	5.6	1.7	1		04/05/21 14:50	98-82-8	
Methyl-tert-butyl ether	<1.2	ug/L	4.2	1.2	1		04/05/21 14:50	1634-04-4	
Methylcyclohexane	<0.87	ug/L	5.0	0.87	1		04/05/21 14:50	108-87-2	

REPORT OF LABORATORY ANALYSIS

This report shall not be reproduced, except in full,
without the written consent of Pace Analytical Services, LLC.

ANALYTICAL RESULTS

Project: 31401967.705-01.00 L13 MP 312

Pace Project No.: 40224382

Sample: 2021.04.01_MAASZ_POTA BLE **Lab ID:** 40224382001 Collected: 04/01/21 15:57 Received: 04/02/21 08:20 Matrix: Water

Parameters	Results	Units	LOQ	LOD	DF	Prepared	Analyzed	CAS No.	Qual
8260 MSV Oxygenates		Analytical Method: EPA 8260 Pace Analytical Services - Green Bay							
Methylene Chloride	<0.58	ug/L	5.0	0.58	1		04/05/21 14:50	75-09-2	
Naphthalene	<1.2	ug/L	5.0	1.2	1		04/05/21 14:50	91-20-3	
Styrene	<3.0	ug/L	10.0	3.0	1		04/05/21 14:50	100-42-5	
Tetrachloroethene	<0.33	ug/L	1.1	0.33	1		04/05/21 14:50	127-18-4	
Toluene	<0.27	ug/L	1.0	0.27	1		04/05/21 14:50	108-88-3	
Trichloroethene	<0.26	ug/L	1.0	0.26	1		04/05/21 14:50	79-01-6	
Trichlorofluoromethane	<0.21	ug/L	1.0	0.21	1		04/05/21 14:50	75-69-4	
Vinyl chloride	<0.17	ug/L	1.0	0.17	1		04/05/21 14:50	75-01-4	
cis-1,2-Dichloroethene	<0.27	ug/L	1.0	0.27	1		04/05/21 14:50	156-59-2	
cis-1,3-Dichloropropene	<3.6	ug/L	12.1	3.6	1		04/05/21 14:50	10061-01-5	
m&p-Xylene	<0.47	ug/L	2.0	0.47	1		04/05/21 14:50	179601-23-1	
n-Butylbenzene	<0.71	ug/L	2.4	0.71	1		04/05/21 14:50	104-51-8	
n-Heptane	<2.0	ug/L	6.7	2.0	1		04/05/21 14:50	142-82-5	
n-Hexane	<1.7	ug/L	5.7	1.7	1		04/05/21 14:50	110-54-3	
n-Propylbenzene	<0.81	ug/L	5.0	0.81	1		04/05/21 14:50	103-65-1	
o-Xylene	<0.26	ug/L	1.0	0.26	1		04/05/21 14:50	95-47-6	
p-Isopropyltoluene	<0.80	ug/L	2.7	0.80	1		04/05/21 14:50	99-87-6	
sec-Butylbenzene	<0.85	ug/L	5.0	0.85	1		04/05/21 14:50	135-98-8	
tert-Butylbenzene	<0.30	ug/L	1.0	0.30	1		04/05/21 14:50	98-06-6	
trans-1,2-Dichloroethene	<0.46	ug/L	1.5	0.46	1		04/05/21 14:50	156-60-5	
trans-1,3-Dichloropropene	<4.4	ug/L	14.6	4.4	1		04/05/21 14:50	10061-02-6	
Surrogates									
Dibromofluoromethane (S)	99	%	70-130		1		04/05/21 14:50	1868-53-7	
Toluene-d8 (S)	103	%	70-130		1		04/05/21 14:50	2037-26-5	
4-Bromofluorobenzene (S)	103	%	70-130		1		04/05/21 14:50	460-00-4	

REPORT OF LABORATORY ANALYSIS

This report shall not be reproduced, except in full,
without the written consent of Pace Analytical Services, LLC.

QUALITY CONTROL DATA

Project: 31401967.705-01.00 L13 MP 312
Pace Project No.: 40224382

QC Batch: 381438 Analysis Method: EPA 8260
QC Batch Method: EPA 8260 Analysis Description: 8260 MSV Oxygenates
Laboratory: Pace Analytical Services - Green Bay

Associated Lab Samples: 40224382001

METHOD BLANK: 2200299 Matrix: Water
Associated Lab Samples: 40224382001

Parameter	Units	Blank Result	Reporting Limit	Analyzed	Qualifiers
1,1,1,2-Tetrachloroethane	ug/L	<0.27	1.0	04/05/21 08:46	
1,1,1-Trichloroethane	ug/L	<0.24	1.0	04/05/21 08:46	
1,1,2,2-Tetrachloroethane	ug/L	<0.28	1.0	04/05/21 08:46	
1,1,2-Trichloroethane	ug/L	<0.55	5.0	04/05/21 08:46	
1,1-Dichloroethane	ug/L	<0.27	1.0	04/05/21 08:46	
1,1-Dichloroethene	ug/L	<0.24	1.0	04/05/21 08:46	
1,1-Dichloropropene	ug/L	<0.54	1.8	04/05/21 08:46	
1,2,3-Trichlorobenzene	ug/L	<2.2	7.4	04/05/21 08:46	
1,2,3-Trichloropropane	ug/L	<0.59	5.0	04/05/21 08:46	
1,2,4-Trichlorobenzene	ug/L	<0.95	5.0	04/05/21 08:46	
1,2,4-Trimethylbenzene	ug/L	<0.84	2.8	04/05/21 08:46	
1,2-Dibromo-3-chloropropane	ug/L	<1.8	5.9	04/05/21 08:46	
1,2-Dibromoethane (EDB)	ug/L	<0.83	2.8	04/05/21 08:46	
1,2-Dichlorobenzene	ug/L	<0.71	2.4	04/05/21 08:46	
1,2-Dichloroethane	ug/L	<0.28	1.0	04/05/21 08:46	
1,2-Dichloropropane	ug/L	<0.28	1.0	04/05/21 08:46	
1,3,5-Trimethylbenzene	ug/L	<0.87	2.9	04/05/21 08:46	
1,3-Dichlorobenzene	ug/L	<0.63	2.1	04/05/21 08:46	
1,3-Dichloropropane	ug/L	<0.83	2.8	04/05/21 08:46	
1,4-Dichlorobenzene	ug/L	<0.94	3.1	04/05/21 08:46	
2,2-Dichloropropane	ug/L	<2.3	7.6	04/05/21 08:46	
2-Chlorotoluene	ug/L	<0.93	5.0	04/05/21 08:46	
4-Chlorotoluene	ug/L	<0.76	2.5	04/05/21 08:46	
Benzene	ug/L	<0.25	1.0	04/05/21 08:46	
Bromobenzene	ug/L	<0.24	1.0	04/05/21 08:46	
Bromochloromethane	ug/L	<0.36	5.0	04/05/21 08:46	
Bromodichloromethane	ug/L	<0.36	1.2	04/05/21 08:46	
Bromoform	ug/L	<4.0	13.2	04/05/21 08:46	
Bromomethane	ug/L	<0.97	5.0	04/05/21 08:46	
Carbon tetrachloride	ug/L	<1.1	3.6	04/05/21 08:46	
Chlorobenzene	ug/L	<0.71	2.4	04/05/21 08:46	
Chloroethane	ug/L	<1.3	5.0	04/05/21 08:46	
Chloroform	ug/L	<1.3	5.0	04/05/21 08:46	
Chloromethane	ug/L	<2.2	7.3	04/05/21 08:46	
cis-1,2-Dichloroethene	ug/L	<0.27	1.0	04/05/21 08:46	
cis-1,3-Dichloropropene	ug/L	<3.6	12.1	04/05/21 08:46	
Cyclohexane	ug/L	<1.3	5.0	04/05/21 08:46	
Dibromochloromethane	ug/L	<2.6	8.7	04/05/21 08:46	
Dibromomethane	ug/L	<0.94	3.1	04/05/21 08:46	
Dichlorodifluoromethane	ug/L	<0.50	5.0	04/05/21 08:46	

Results presented on this page are in the units indicated by the "Units" column except where an alternate unit is presented to the right of the result.

REPORT OF LABORATORY ANALYSIS

This report shall not be reproduced, except in full,
without the written consent of Pace Analytical Services, LLC.

QUALITY CONTROL DATA

Project: 31401967.705-01.00 L13 MP 312
Pace Project No.: 40224382

METHOD BLANK: 2200299 Matrix: Water
Associated Lab Samples: 40224382001

Parameter	Units	Blank Result	Reporting Limit	Analyzed	Qualifiers
Diisopropyl ether	ug/L	<1.9	6.3	04/05/21 08:46	
Ethylbenzene	ug/L	<0.32	1.1	04/05/21 08:46	
Hexachloro-1,3-butadiene	ug/L	<1.5	4.9	04/05/21 08:46	
Isopropylbenzene (Cumene)	ug/L	<1.7	5.6	04/05/21 08:46	
m&p-Xylene	ug/L	<0.47	2.0	04/05/21 08:46	
Methyl-tert-butyl ether	ug/L	<1.2	4.2	04/05/21 08:46	
Methylcyclohexane	ug/L	<0.87	5.0	04/05/21 08:46	
Methylene Chloride	ug/L	<0.58	5.0	04/05/21 08:46	
n-Butylbenzene	ug/L	<0.71	2.4	04/05/21 08:46	
n-Heptane	ug/L	<2.0	6.7	04/05/21 08:46	
n-Hexane	ug/L	<1.7	5.7	04/05/21 08:46	
n-Propylbenzene	ug/L	<0.81	5.0	04/05/21 08:46	
Naphthalene	ug/L	<1.2	5.0	04/05/21 08:46	
o-Xylene	ug/L	<0.26	1.0	04/05/21 08:46	
p-Isopropyltoluene	ug/L	<0.80	2.7	04/05/21 08:46	
sec-Butylbenzene	ug/L	<0.85	5.0	04/05/21 08:46	
Styrene	ug/L	<3.0	10.0	04/05/21 08:46	
tert-Butylbenzene	ug/L	<0.30	1.0	04/05/21 08:46	
Tetrachloroethene	ug/L	<0.33	1.1	04/05/21 08:46	
Toluene	ug/L	<0.27	1.0	04/05/21 08:46	
trans-1,2-Dichloroethene	ug/L	<0.46	1.5	04/05/21 08:46	
trans-1,3-Dichloropropene	ug/L	<4.4	14.6	04/05/21 08:46	
Trichloroethene	ug/L	<0.26	1.0	04/05/21 08:46	
Trichlorofluoromethane	ug/L	<0.21	1.0	04/05/21 08:46	
Vinyl chloride	ug/L	<0.17	1.0	04/05/21 08:46	
4-Bromofluorobenzene (S)	%	102	70-130	04/05/21 08:46	
Dibromofluoromethane (S)	%	97	70-130	04/05/21 08:46	
Toluene-d8 (S)	%	103	70-130	04/05/21 08:46	

LABORATORY CONTROL SAMPLE: 2200300

Parameter	Units	Spike Conc.	LCS Result	LCS % Rec	% Rec Limits	Qualifiers
1,1,1-Trichloroethane	ug/L	50	49.8	100	70-130	
1,1,1,2-Tetrachloroethane	ug/L	50	45.1	90	66-130	
1,1,2-Trichloroethane	ug/L	50	50.6	101	70-130	
1,1-Dichloroethane	ug/L	50	49.2	98	68-132	
1,1-Dichloroethene	ug/L	50	45.6	91	85-126	
1,2,4-Trichlorobenzene	ug/L	50	49.5	99	70-130	
1,2-Dibromo-3-chloropropane	ug/L	50	44.0	88	51-126	
1,2-Dibromoethane (EDB)	ug/L	50	48.7	97	70-130	
1,2-Dichlorobenzene	ug/L	50	49.5	99	70-130	
1,2-Dichloroethane	ug/L	50	48.3	97	70-130	
1,2-Dichloropropane	ug/L	50	51.7	103	78-125	
1,3-Dichlorobenzene	ug/L	50	50.5	101	70-130	

Results presented on this page are in the units indicated by the "Units" column except where an alternate unit is presented to the right of the result.

REPORT OF LABORATORY ANALYSIS

This report shall not be reproduced, except in full,
without the written consent of Pace Analytical Services, LLC.

QUALITY CONTROL DATA

Project: 31401967.705-01.00 L13 MP 312

Pace Project No.: 40224382

LABORATORY CONTROL SAMPLE: 2200300

Parameter	Units	Spike Conc.	LCS Result	LCS % Rec	% Rec Limits	Qualifiers
1,4-Dichlorobenzene	ug/L	50	49.6	99	70-130	
Benzene	ug/L	50	46.7	93	70-132	
Bromodichloromethane	ug/L	50	52.8	106	70-130	
Bromoform	ug/L	50	50.8	102	65-130	
Bromomethane	ug/L	50	37.0	74	44-128	
Carbon tetrachloride	ug/L	50	53.8	108	70-130	
Chlorobenzene	ug/L	50	52.6	105	70-130	
Chloroethane	ug/L	50	44.9	90	73-137	
Chloroform	ug/L	50	49.5	99	80-122	
Chloromethane	ug/L	50	36.5	73	27-148	
cis-1,2-Dichloroethene	ug/L	50	47.0	94	70-130	
cis-1,3-Dichloropropene	ug/L	50	53.9	108	70-130	
Cyclohexane	ug/L	50	51.2	102	50-150	
Dibromochloromethane	ug/L	50	47.3	95	70-130	
Dichlorodifluoromethane	ug/L	50	38.3	77	22-151	
Ethylbenzene	ug/L	50	52.4	105	80-123	
Isopropylbenzene (Cumene)	ug/L	50	51.7	103	70-130	
m&p-Xylene	ug/L	100	103	103	70-130	
Methyl-tert-butyl ether	ug/L	50	45.5	91	66-130	
Methylcyclohexane	ug/L	50	58.1	116	50-150	
Methylene Chloride	ug/L	50	44.0	88	70-130	
o-Xylene	ug/L	50	50.2	100	70-130	
Styrene	ug/L	50	52.4	105	70-130	
Tetrachloroethene	ug/L	50	54.3	109	70-130	
Toluene	ug/L	50	50.4	101	80-121	
trans-1,2-Dichloroethene	ug/L	50	45.9	92	70-130	
trans-1,3-Dichloropropene	ug/L	50	53.1	106	58-125	
Trichloroethene	ug/L	50	55.8	112	70-130	
Trichlorofluoromethane	ug/L	50	50.4	101	84-148	
Vinyl chloride	ug/L	50	43.7	87	63-142	
4-Bromofluorobenzene (S)	%			106	70-130	
Dibromofluoromethane (S)	%			101	70-130	
Toluene-d8 (S)	%			104	70-130	

MATRIX SPIKE & MATRIX SPIKE DUPLICATE: 2200357 2200358

Parameter	Units	MS		MSD		MS Result	MSD Result	MS % Rec	MSD % Rec	% Rec Limits	RPD	Max RPD	Qual
		40224374001 Result	Spike Conc.	Spike Conc.	Conc.								
1,1,1-Trichloroethane	ug/L	<0.24	50	50	54.7	54.2	109	108	70-130	1	20		
1,1,2,2-Tetrachloroethane	ug/L	<0.28	50	50	50.3	51.0	101	102	66-130	1	20		
1,1,2-Trichloroethane	ug/L	<0.55	50	50	54.7	56.8	109	114	70-130	4	20		
1,1-Dichloroethane	ug/L	<0.27	50	50	52.5	52.5	105	105	68-132	0	20		
1,1-Dichloroethene	ug/L	<0.24	50	50	50.2	49.3	100	99	76-132	2	20		
1,2,4-Trichlorobenzene	ug/L	<0.95	50	50	54.7	54.7	109	109	70-130	0	20		

Results presented on this page are in the units indicated by the "Units" column except where an alternate unit is presented to the right of the result.

REPORT OF LABORATORY ANALYSIS

This report shall not be reproduced, except in full,
without the written consent of Pace Analytical Services, LLC.

QUALITY CONTROL DATA

Project: 31401967.705-01.00 L13 MP 312

Pace Project No.: 40224382

Parameter	Units	2200357		2200358		MS Result	MSD Result	MS % Rec	MSD % Rec	% Rec Limits	Max RPD	Qual
		40224374001 Result	MS Spike Conc.	MSD Spike Conc.	MSD Result							
1,2-Dibromo-3-chloropropane	ug/L	<1.8	50	50	49.7	46.5	99	93	51-126	7	20	
1,2-Dibromoethane (EDB)	ug/L	<0.83	50	50	53.1	54.3	106	109	70-130	2	20	
1,2-Dichlorobenzene	ug/L	<0.71	50	50	53.5	53.4	107	107	70-130	0	20	
1,2-Dichloroethane	ug/L	<0.28	50	50	53.0	52.7	106	105	70-130	1	20	
1,2-Dichloropropane	ug/L	<0.28	50	50	53.6	54.9	107	110	77-125	2	20	
1,3-Dichlorobenzene	ug/L	<0.63	50	50	54.9	55.5	110	111	70-130	1	20	
1,4-Dichlorobenzene	ug/L	<0.94	50	50	54.3	54.2	109	108	70-130	0	20	
Benzene	ug/L	<0.25	50	50	51.3	51.1	103	102	70-132	0	20	
Bromodichloromethane	ug/L	<0.36	50	50	57.6	57.1	115	114	70-130	1	20	
Bromoform	ug/L	<4.0	50	50	55.8	54.7	112	109	65-130	2	20	
Bromomethane	ug/L	<0.97	50	50	41.1	42.8	82	86	44-128	4	21	
Carbon tetrachloride	ug/L	<1.1	50	50	56.8	57.5	114	115	70-132	1	20	
Chlorobenzene	ug/L	<0.71	50	50	56.0	56.2	112	112	70-130	0	20	
Chloroethane	ug/L	<1.3	50	50	59.1	49.4	118	99	70-137	18	20	
Chloroform	ug/L	<1.3	50	50	53.5	53.3	107	107	80-122	0	20	
Chloromethane	ug/L	<2.2	50	50	40.9	41.2	82	82	17-149	1	20	
cis-1,2-Dichloroethene	ug/L	<0.27	50	50	51.6	51.5	103	103	70-130	0	20	
cis-1,3-Dichloropropene	ug/L	<3.6	50	50	58.8	57.4	118	115	70-130	2	20	
Cyclohexane	ug/L	<1.3	50	50	56.3	55.6	113	111	50-150	1	20	
Dibromochloromethane	ug/L	<2.6	50	50	51.8	50.7	104	101	70-130	2	20	
Dichlorodifluoromethane	ug/L	<0.50	50	50	41.2	40.2	82	80	22-158	2	20	
Ethylbenzene	ug/L	<0.32	50	50	56.5	56.8	113	114	80-123	1	20	
Isopropylbenzene (Cumene)	ug/L	<1.7	50	50	55.7	55.4	111	111	70-130	0	20	
m&p-Xylene	ug/L	<0.47	100	100	111	112	111	112	70-130	1	20	
Methyl-tert-butyl ether	ug/L	<1.2	50	50	50.0	49.5	100	99	66-130	1	20	
Methylcyclohexane	ug/L	<0.87	50	50	61.5	61.1	123	122	50-150	1	20	
Methylene Chloride	ug/L	<0.58	50	50	49.6	48.8	99	98	70-130	2	20	
o-Xylene	ug/L	<0.26	50	50	53.6	55.6	107	111	70-130	4	20	
Styrene	ug/L	<3.0	50	50	56.2	56.6	112	113	70-130	1	20	
Tetrachloroethene	ug/L	<0.33	50	50	57.4	56.6	115	113	70-130	1	20	
Toluene	ug/L	<0.27	50	50	54.8	55.8	110	112	80-121	2	20	
trans-1,2-Dichloroethene	ug/L	<0.46	50	50	50.7	50.1	101	100	70-134	1	20	
trans-1,3-Dichloropropene	ug/L	<4.4	50	50	57.4	57.6	115	115	58-130	0	20	
Trichloroethene	ug/L	<0.26	50	50	58.4	59.8	117	120	70-130	2	20	
Trichlorofluoromethane	ug/L	<0.21	50	50	55.2	54.7	110	109	82-151	1	20	
Vinyl chloride	ug/L	<0.17	50	50	46.9	47.1	94	94	61-143	1	20	
4-Bromofluorobenzene (S)	%						105	106	70-130			
Dibromofluoromethane (S)	%						100	100	70-130			
Toluene-d8 (S)	%						104	103	70-130			

Results presented on this page are in the units indicated by the "Units" column except where an alternate unit is presented to the right of the result.

REPORT OF LABORATORY ANALYSIS

This report shall not be reproduced, except in full,
without the written consent of Pace Analytical Services, LLC.

QUALIFIERS

Project: 31401967.705-01.00 L13 MP 312

Pace Project No.: 40224382

DEFINITIONS

DF - Dilution Factor, if reported, represents the factor applied to the reported data due to dilution of the sample aliquot.

ND - Not Detected at or above LOD.

J - Estimated concentration at or above the LOD and below the LOQ.

LOD - Limit of Detection adjusted for dilution factor, percent moisture, initial weight and final volume.

LOQ - Limit of Quantitation adjusted for dilution factor, percent moisture, initial weight and final volume.

S - Surrogate

1,2-Diphenylhydrazine decomposes to and cannot be separated from Azobenzene using Method 8270. The result for each analyte is a combined concentration.

Consistent with EPA guidelines, unrounded data are displayed and have been used to calculate % recovery and RPD values.

LCS(D) - Laboratory Control Sample (Duplicate)

MS(D) - Matrix Spike (Duplicate)

DUP - Sample Duplicate

RPD - Relative Percent Difference

NC - Not Calculable.

SG - Silica Gel - Clean-Up

U - Indicates the compound was analyzed for, but not detected at or above the adjusted LOD.

N-Nitrosodiphenylamine decomposes and cannot be separated from Diphenylamine using Method 8270. The result reported for each analyte is a combined concentration.

Pace Analytical is TNI accredited. Contact your Pace PM for the current list of accredited analytes.

TNI - The NELAC Institute.

WORKORDER QUALIFIERS

WO: 40224382

[1] Mass spectral library search was performed on this sample. Tentatively Identified Compounds (TIC's) were not present.

REPORT OF LABORATORY ANALYSIS

This report shall not be reproduced, except in full,
without the written consent of Pace Analytical Services, LLC.

QUALITY CONTROL DATA CROSS REFERENCE TABLE

Project: 31401967.705-01.00 L13 MP 312
Pace Project No.: 40224382

Lab ID	Sample ID	QC Batch Method	QC Batch	Analytical Method	Analytical Batch
40224382001	2021.04.01_MAASZ_POTABLE	EPA 8260	381438		

REPORT OF LABORATORY ANALYSIS

This report shall not be reproduced, except in full,
without the written consent of Pace Analytical Services, LLC.

Sample Preservation Receipt Form

Pace Analytical Services, LLC
1241 Bellevue Street, Suite 9
Green Bay, WI 54302

Client Name: WSP

Project # 40724382

All containers needing preservation have been checked and noted below: Yes No N/A

Lab Lot# of pH paper:

Lab Std #ID of preservation (if pH adjusted):

Initial when completed:

Date/Time:

Pace Lab #	Glass							Plastic					Vials				Jars				General			VOA Vials (>6mm) *	H2SO4 pH ≤2	NaOH+Zn Act pH ≥9	NaOH pH ≥12	HNO3 pH ≤2	pH after adjusted	Volume (mL)						
	AG1U	BG1U	AG1H	AG4S	AG4U	AG5U	AG2S	BP1U	BP3U	BP3B	BP3N	BP3S	VG9A	DG9T	VG9U	VG9H	VG9M	VG9D	JGFU	JG9U	WGFU	WPFU	SP5T								ZPLC	GN				
001																																			2.5 / 5 / 10	
002																																			2.5 / 5 / 10	
003																																			2.5 / 5 / 10	
004																																			2.5 / 5 / 10	
005																																			2.5 / 5 / 10	
006																																			2.5 / 5 / 10	
007																																			2.5 / 5 / 10	
008																																				2.5 / 5 / 10
009																																				2.5 / 5 / 10
010																																				2.5 / 5 / 10
011																																				2.5 / 5 / 10
012																																				2.5 / 5 / 10
013																																				2.5 / 5 / 10
014																																				2.5 / 5 / 10
015																																				2.5 / 5 / 10
016																																				2.5 / 5 / 10
017																																				2.5 / 5 / 10
018																																				2.5 / 5 / 10
019																																				2.5 / 5 / 10
020																																				2.5 / 5 / 10

MR
4-2-21

Exceptions to preservation check: VOA, Coliform, TOC, TOX, TOH, O&G, WI DRO, Phenolics, Other: _____ Headspace in VOA Vials (>6mm) : Yes No N/A *If yes look in headspace column

AG1U 1 liter amber glass	BP1U 1 liter plastic unpres	VG9A 40 mL clear ascorbic	JGFU 4 oz amber jar unpres
BG1U 1 liter clear glass	BP3U 250 mL plastic unpres	DG9T 40 mL amber Na Thio	JG9U 9 oz amber jar unpres
AG1H 1 liter amber glass HCL	BP3B 250 mL plastic NaOH	VG9U 40 mL clear vial unpres	WGFU 4 oz clear jar unpres
AG4S 125 mL amber glass H2SO4	BP3N 250 mL plastic HNO3	VG9H 40 mL clear vial HCL	WPFU 4 oz plastic jar unpres
AG4U 120 mL amber glass unpres	BP3S 250 mL plastic H2SO4	VG9M 40 mL clear vial MeOH	SP5T 120 mL plastic Na Thiosulfate
AG5U 100 mL amber glass unpres		VG9D 40 mL clear vial DI	ZPLC ziploc bag
AG2S 500 mL amber glass H2SO4			GN
BG3U 250 mL clear glass unpres			



Document Name: Sample Condition Upon Receipt (SCUR)	Document Revised: 26Mar2020
Document No.: ENV-FRM-GBAY-0014-Rev.00	Author: Pace Green Bay Quality Office

Sample Condition Upon Receipt Form (SCUR)

Project #:

Client Name: WSP

WO# : 40224382



40224382

Courier: CS Logistics Fed Ex Speedee UPS Walto
 Client Pace Other: _____

Tracking #: 7854 9631 3639 - Mstr #

Custody Seal on Cooler/Box Present: yes no Seals intact: yes no

Custody Seal on Samples Present: yes no Seals intact: yes no

Packing Material: Bubble Wrap Bubble Bags None Other

Thermometer Used SR - 99 Type of Ice: Wet Blue Dry None Samples on ice, cooling process has begun

Cooler Temperature Uncorr: 1.0/2.0/1.0 Corr: 1.0/2.0/0.5

Temp Blank Present: yes no 0.5 Biological Tissue is Frozen: yes no

Person examining contents:	
Date: <u>4-2-21</u>	Initials: <u>MLR</u>
Labeled By Initials: <u>SKU</u>	

Temp should be above freezing to 6°C.
 Biota Samples may be received at ≤ 0°C if shipped on Dry Ice.

Chain of Custody Present: <input checked="" type="checkbox"/> Yes <input type="checkbox"/> No <input type="checkbox"/> N/A	1.
Chain of Custody Filled Out: <input checked="" type="checkbox"/> Yes <input type="checkbox"/> No <input type="checkbox"/> N/A	2.
Chain of Custody Relinquished: <input checked="" type="checkbox"/> Yes <input type="checkbox"/> No <input type="checkbox"/> N/A	3.
Sampler Name & Signature on COC: <input checked="" type="checkbox"/> Yes <input type="checkbox"/> No <input type="checkbox"/> N/A	4.
Samples Arrived within Hold Time: <input checked="" type="checkbox"/> Yes <input type="checkbox"/> No	5.
- VOA Samples frozen upon receipt <input type="checkbox"/> Yes <input type="checkbox"/> No	Date/Time:
Short Hold Time Analysis (<72hr): <input type="checkbox"/> Yes <input checked="" type="checkbox"/> No	6.
Rush Turn Around Time Requested: <input checked="" type="checkbox"/> Yes <input type="checkbox"/> No	7.
Sufficient Volume: For Analysis: <input checked="" type="checkbox"/> Yes <input type="checkbox"/> No MS/MSD: <input type="checkbox"/> Yes <input checked="" type="checkbox"/> No <input type="checkbox"/> N/A	8. (2): bulged septa MLR 4-2-21
Correct Containers Used: <input checked="" type="checkbox"/> Yes <input type="checkbox"/> No	9.
-Pace Containers Used: <input checked="" type="checkbox"/> Yes <input type="checkbox"/> No <input type="checkbox"/> N/A	
-Pace IR Containers Used: <input type="checkbox"/> Yes <input type="checkbox"/> No <input checked="" type="checkbox"/> N/A	
Containers Intact: <input checked="" type="checkbox"/> Yes <input type="checkbox"/> No	10.
Filtered volume received for Dissolved tests <input type="checkbox"/> Yes <input type="checkbox"/> No <input checked="" type="checkbox"/> N/A	11.
Sample Labels match COC: <input checked="" type="checkbox"/> Yes <input type="checkbox"/> No <input type="checkbox"/> N/A	12.
-Includes date/time/ID/Analysis Matrix: <u>W</u>	
Trip Blank Present: <input type="checkbox"/> Yes <input checked="" type="checkbox"/> No <input type="checkbox"/> N/A	13.
Trip Blank Custody Seals Present <input type="checkbox"/> Yes <input type="checkbox"/> No <input checked="" type="checkbox"/> N/A	
Pace Trip Blank Lot # (if purchased): _____	

Client Notification/ Resolution: _____ If checked, see attached form for additional comments
 Person Contacted: _____ Date/Time: _____
 Comments/ Resolution: _____

PM Review is documented electronically in LIMs. By releasing the project, the PM acknowledges they have reviewed the sample logir

April 06, 2021

Timothy Huff
WSP USA
211 North Broadway
Saint Louis, MO 63102

RE: Project: 31401967.705-01.00 L13 MP 312
Pace Project No.: 40224453

Dear Timothy Huff:


Enclosed are the analytical results for sample(s) received by the laboratory on April 03, 2021. The results relate only to the samples included in this report. Results reported herein conform to the applicable TNI/NELAC Standards and the laboratory's Quality Manual, where applicable, unless otherwise noted in the body of the report.

The test results provided in this final report were generated by each of the following laboratories within the Pace Network:

- Pace Analytical Services - Green Bay

If you have any questions concerning this report, please feel free to contact me.

Sincerely,



Dan Milewsky
dan.milewsky@pacelabs.com
(920)469-2436
Project Manager

Enclosures

cc: Cal Johnson, WSP USA - MADISON
Brian Kimpel, WSP USA



REPORT OF LABORATORY ANALYSIS

This report shall not be reproduced, except in full,
without the written consent of Pace Analytical Services, LLC.

CERTIFICATIONS

Project: 31401967.705-01.00 L13 MP 312

Pace Project No.: 40224453

Pace Analytical Services Green Bay

1241 Bellevue Street, Green Bay, WI 54302

Florida/NELAP Certification #: E87948

Illinois Certification #: 200050

Kentucky UST Certification #: 82

Louisiana Certification #: 04168

Minnesota Certification #: 055-999-334

New York Certification #: 12064

North Dakota Certification #: R-150

Virginia VELAP ID: 460263

South Carolina Certification #: 83006001

Texas Certification #: T104704529-14-1

Wisconsin Certification #: 405132750

Wisconsin DATCP Certification #: 105-444

USDA Soil Permit #: P330-16-00157

Federal Fish & Wildlife Permit #: LE51774A-0

REPORT OF LABORATORY ANALYSIS

This report shall not be reproduced, except in full,
without the written consent of Pace Analytical Services, LLC.

SAMPLE SUMMARY

Project: 31401967.705-01.00 L13 MP 312

Pace Project No.: 40224453

Lab ID	Sample ID	Matrix	Date Collected	Date Received
40224453001	2021.04.02_MACLEOD_POTABLE	Water	04/02/21 15:50	04/03/21 08:35

REPORT OF LABORATORY ANALYSIS

This report shall not be reproduced, except in full,
without the written consent of Pace Analytical Services, LLC.

SAMPLE ANALYTE COUNT

Project: 31401967.705-01.00 L13 MP 312
Pace Project No.: 40224453

Lab ID	Sample ID	Method	Analysts	Analytes Reported
40224453001	2021.04.02_MACLEOD_POTABLE	EPA 8260	LAP	68

PASI-G = Pace Analytical Services - Green Bay

REPORT OF LABORATORY ANALYSIS

This report shall not be reproduced, except in full,
without the written consent of Pace Analytical Services, LLC.

ANALYTICAL RESULTS

Project: 31401967.705-01.00 L13 MP 312
Pace Project No.: 40224453

Sample: 2021.04.02_MACLEOD_PO **Lab ID:** 40224453001 **Collected:** 04/02/21 15:50 **Received:** 04/03/21 08:35 **Matrix:** Water
TABLE

Parameters	Results	Units	LOQ	LOD	DF	Prepared	Analyzed	CAS No.	Qual
8260 MSV Oxygenates		Analytical Method: EPA 8260 Pace Analytical Services - Green Bay							
1,1,1,2-Tetrachloroethane	<0.27	ug/L	1.0	0.27	1		04/05/21 12:48	630-20-6	
1,1,1-Trichloroethane	<0.24	ug/L	1.0	0.24	1		04/05/21 12:48	71-55-6	
1,1,2,2-Tetrachloroethane	<0.28	ug/L	1.0	0.28	1		04/05/21 12:48	79-34-5	
1,1,2-Trichloroethane	<0.55	ug/L	5.0	0.55	1		04/05/21 12:48	79-00-5	
1,1-Dichloroethane	<0.27	ug/L	1.0	0.27	1		04/05/21 12:48	75-34-3	
1,1-Dichloroethene	<0.24	ug/L	1.0	0.24	1		04/05/21 12:48	75-35-4	
1,1-Dichloropropene	<0.54	ug/L	1.8	0.54	1		04/05/21 12:48	563-58-6	
1,2,3-Trichlorobenzene	<2.2	ug/L	7.4	2.2	1		04/05/21 12:48	87-61-6	
1,2,3-Trichloropropane	<0.59	ug/L	5.0	0.59	1		04/05/21 12:48	96-18-4	
1,2,4-Trichlorobenzene	<0.95	ug/L	5.0	0.95	1		04/05/21 12:48	120-82-1	
1,2,4-Trimethylbenzene	<0.84	ug/L	2.8	0.84	1		04/05/21 12:48	95-63-6	
1,2-Dibromo-3-chloropropane	<1.8	ug/L	5.9	1.8	1		04/05/21 12:48	96-12-8	
1,2-Dibromoethane (EDB)	<0.83	ug/L	2.8	0.83	1		04/05/21 12:48	106-93-4	
1,2-Dichlorobenzene	<0.71	ug/L	2.4	0.71	1		04/05/21 12:48	95-50-1	
1,2-Dichloroethane	<0.28	ug/L	1.0	0.28	1		04/05/21 12:48	107-06-2	
1,2-Dichloropropane	<0.28	ug/L	1.0	0.28	1		04/05/21 12:48	78-87-5	
1,3,5-Trimethylbenzene	<0.87	ug/L	2.9	0.87	1		04/05/21 12:48	108-67-8	
1,3-Dichlorobenzene	<0.63	ug/L	2.1	0.63	1		04/05/21 12:48	541-73-1	
1,3-Dichloropropane	<0.83	ug/L	2.8	0.83	1		04/05/21 12:48	142-28-9	
1,4-Dichlorobenzene	<0.94	ug/L	3.1	0.94	1		04/05/21 12:48	106-46-7	
2,2-Dichloropropane	<2.3	ug/L	7.6	2.3	1		04/05/21 12:48	594-20-7	
2-Chlorotoluene	<0.93	ug/L	5.0	0.93	1		04/05/21 12:48	95-49-8	
4-Chlorotoluene	<0.76	ug/L	2.5	0.76	1		04/05/21 12:48	106-43-4	
Benzene	<0.25	ug/L	1.0	0.25	1		04/05/21 12:48	71-43-2	
Bromobenzene	<0.24	ug/L	1.0	0.24	1		04/05/21 12:48	108-86-1	
Bromochloromethane	<0.36	ug/L	5.0	0.36	1		04/05/21 12:48	74-97-5	
Bromodichloromethane	<0.36	ug/L	1.2	0.36	1		04/05/21 12:48	75-27-4	
Bromoform	<4.0	ug/L	13.2	4.0	1		04/05/21 12:48	75-25-2	
Bromomethane	<0.97	ug/L	5.0	0.97	1		04/05/21 12:48	74-83-9	
Carbon tetrachloride	<1.1	ug/L	3.6	1.1	1		04/05/21 12:48	56-23-5	
Chlorobenzene	<0.71	ug/L	2.4	0.71	1		04/05/21 12:48	108-90-7	
Chloroethane	<1.3	ug/L	5.0	1.3	1		04/05/21 12:48	75-00-3	
Chloroform	<1.3	ug/L	5.0	1.3	1		04/05/21 12:48	67-66-3	
Chloromethane	<2.2	ug/L	7.3	2.2	1		04/05/21 12:48	74-87-3	
Cyclohexane	<1.3	ug/L	5.0	1.3	1		04/05/21 12:48	110-82-7	
Dibromochloromethane	<2.6	ug/L	8.7	2.6	1		04/05/21 12:48	124-48-1	
Dibromomethane	<0.94	ug/L	3.1	0.94	1		04/05/21 12:48	74-95-3	
Dichlorodifluoromethane	<0.50	ug/L	5.0	0.50	1		04/05/21 12:48	75-71-8	
Diisopropyl ether	<1.9	ug/L	6.3	1.9	1		04/05/21 12:48	108-20-3	
Ethylbenzene	<0.32	ug/L	1.1	0.32	1		04/05/21 12:48	100-41-4	
Hexachloro-1,3-butadiene	<1.5	ug/L	4.9	1.5	1		04/05/21 12:48	87-68-3	
Isopropylbenzene (Cumene)	<1.7	ug/L	5.6	1.7	1		04/05/21 12:48	98-82-8	
Methyl-tert-butyl ether	<1.2	ug/L	4.2	1.2	1		04/05/21 12:48	1634-04-4	
Methylcyclohexane	<0.87	ug/L	5.0	0.87	1		04/05/21 12:48	108-87-2	

REPORT OF LABORATORY ANALYSIS

This report shall not be reproduced, except in full,
without the written consent of Pace Analytical Services, LLC.

ANALYTICAL RESULTS

Project: 31401967.705-01.00 L13 MP 312
Pace Project No.: 40224453

Sample: 2021.04.02_MACLEOD_PO **Lab ID:** 40224453001 Collected: 04/02/21 15:50 Received: 04/03/21 08:35 Matrix: Water
TABLE

Parameters	Results	Units	LOQ	LOD	DF	Prepared	Analyzed	CAS No.	Qual
8260 MSV Oxygenates		Analytical Method: EPA 8260 Pace Analytical Services - Green Bay							
Methylene Chloride	<0.58	ug/L	5.0	0.58	1		04/05/21 12:48	75-09-2	
Naphthalene	<1.2	ug/L	5.0	1.2	1		04/05/21 12:48	91-20-3	
Styrene	<3.0	ug/L	10.0	3.0	1		04/05/21 12:48	100-42-5	
Tetrachloroethene	<0.33	ug/L	1.1	0.33	1		04/05/21 12:48	127-18-4	
Toluene	<0.27	ug/L	1.0	0.27	1		04/05/21 12:48	108-88-3	
Trichloroethene	<0.26	ug/L	1.0	0.26	1		04/05/21 12:48	79-01-6	
Trichlorofluoromethane	<0.21	ug/L	1.0	0.21	1		04/05/21 12:48	75-69-4	
Vinyl chloride	<0.17	ug/L	1.0	0.17	1		04/05/21 12:48	75-01-4	
cis-1,2-Dichloroethene	<0.27	ug/L	1.0	0.27	1		04/05/21 12:48	156-59-2	
cis-1,3-Dichloropropene	<3.6	ug/L	12.1	3.6	1		04/05/21 12:48	10061-01-5	
m&p-Xylene	<0.47	ug/L	2.0	0.47	1		04/05/21 12:48	179601-23-1	
n-Butylbenzene	<0.71	ug/L	2.4	0.71	1		04/05/21 12:48	104-51-8	
n-Heptane	<2.0	ug/L	6.7	2.0	1		04/05/21 12:48	142-82-5	
n-Hexane	<1.7	ug/L	5.7	1.7	1		04/05/21 12:48	110-54-3	
n-Propylbenzene	<0.81	ug/L	5.0	0.81	1		04/05/21 12:48	103-65-1	
o-Xylene	<0.26	ug/L	1.0	0.26	1		04/05/21 12:48	95-47-6	
p-Isopropyltoluene	<0.80	ug/L	2.7	0.80	1		04/05/21 12:48	99-87-6	
sec-Butylbenzene	<0.85	ug/L	5.0	0.85	1		04/05/21 12:48	135-98-8	
tert-Butylbenzene	<0.30	ug/L	1.0	0.30	1		04/05/21 12:48	98-06-6	
trans-1,2-Dichloroethene	<0.46	ug/L	1.5	0.46	1		04/05/21 12:48	156-60-5	
trans-1,3-Dichloropropene	<4.4	ug/L	14.6	4.4	1		04/05/21 12:48	10061-02-6	
Surrogates									
Dibromofluoromethane (S)	108	%	70-130		1		04/05/21 12:48	1868-53-7	
Toluene-d8 (S)	98	%	70-130		1		04/05/21 12:48	2037-26-5	
4-Bromofluorobenzene (S)	94	%	70-130		1		04/05/21 12:48	460-00-4	

REPORT OF LABORATORY ANALYSIS

This report shall not be reproduced, except in full,
without the written consent of Pace Analytical Services, LLC.

QUALITY CONTROL DATA

Project: 31401967.705-01.00 L13 MP 312
Pace Project No.: 40224453

QC Batch: 381441 Analysis Method: EPA 8260
QC Batch Method: EPA 8260 Analysis Description: 8260 MSV Oxygenates
Laboratory: Pace Analytical Services - Green Bay

Associated Lab Samples: 40224453001

METHOD BLANK: 2200305 Matrix: Water
Associated Lab Samples: 40224453001

Parameter	Units	Blank Result	Reporting Limit	Analyzed	Qualifiers
1,1,1,2-Tetrachloroethane	ug/L	<0.27	1.0	04/05/21 08:51	
1,1,1-Trichloroethane	ug/L	<0.24	1.0	04/05/21 08:51	
1,1,2,2-Tetrachloroethane	ug/L	<0.28	1.0	04/05/21 08:51	
1,1,2-Trichloroethane	ug/L	<0.55	5.0	04/05/21 08:51	
1,1-Dichloroethane	ug/L	<0.27	1.0	04/05/21 08:51	
1,1-Dichloroethene	ug/L	<0.24	1.0	04/05/21 08:51	
1,1-Dichloropropene	ug/L	<0.54	1.8	04/05/21 08:51	
1,2,3-Trichlorobenzene	ug/L	<2.2	7.4	04/05/21 08:51	
1,2,3-Trichloropropane	ug/L	<0.59	5.0	04/05/21 08:51	
1,2,4-Trichlorobenzene	ug/L	<0.95	5.0	04/05/21 08:51	
1,2,4-Trimethylbenzene	ug/L	<0.84	2.8	04/05/21 08:51	
1,2-Dibromo-3-chloropropane	ug/L	<1.8	5.9	04/05/21 08:51	
1,2-Dibromoethane (EDB)	ug/L	<0.83	2.8	04/05/21 08:51	
1,2-Dichlorobenzene	ug/L	<0.71	2.4	04/05/21 08:51	
1,2-Dichloroethane	ug/L	<0.28	1.0	04/05/21 08:51	
1,2-Dichloropropane	ug/L	<0.28	1.0	04/05/21 08:51	
1,3,5-Trimethylbenzene	ug/L	<0.87	2.9	04/05/21 08:51	
1,3-Dichlorobenzene	ug/L	<0.63	2.1	04/05/21 08:51	
1,3-Dichloropropane	ug/L	<0.83	2.8	04/05/21 08:51	
1,4-Dichlorobenzene	ug/L	<0.94	3.1	04/05/21 08:51	
2,2-Dichloropropane	ug/L	<2.3	7.6	04/05/21 08:51	
2-Chlorotoluene	ug/L	<0.93	5.0	04/05/21 08:51	
4-Chlorotoluene	ug/L	<0.76	2.5	04/05/21 08:51	
Benzene	ug/L	<0.25	1.0	04/05/21 08:51	
Bromobenzene	ug/L	<0.24	1.0	04/05/21 08:51	
Bromochloromethane	ug/L	<0.36	5.0	04/05/21 08:51	
Bromodichloromethane	ug/L	<0.36	1.2	04/05/21 08:51	
Bromoform	ug/L	<4.0	13.2	04/05/21 08:51	
Bromomethane	ug/L	<0.97	5.0	04/05/21 08:51	
Carbon tetrachloride	ug/L	<1.1	3.6	04/05/21 08:51	
Chlorobenzene	ug/L	<0.71	2.4	04/05/21 08:51	
Chloroethane	ug/L	<1.3	5.0	04/05/21 08:51	
Chloroform	ug/L	<1.3	5.0	04/05/21 08:51	
Chloromethane	ug/L	<2.2	7.3	04/05/21 08:51	
cis-1,2-Dichloroethene	ug/L	<0.27	1.0	04/05/21 08:51	
cis-1,3-Dichloropropene	ug/L	<3.6	12.1	04/05/21 08:51	
Cyclohexane	ug/L	<1.3	5.0	04/05/21 08:51	
Dibromochloromethane	ug/L	<2.6	8.7	04/05/21 08:51	
Dibromomethane	ug/L	<0.94	3.1	04/05/21 08:51	
Dichlorodifluoromethane	ug/L	<0.50	5.0	04/05/21 08:51	

Results presented on this page are in the units indicated by the "Units" column except where an alternate unit is presented to the right of the result.

REPORT OF LABORATORY ANALYSIS

This report shall not be reproduced, except in full,
without the written consent of Pace Analytical Services, LLC.

QUALITY CONTROL DATA

Project: 31401967.705-01.00 L13 MP 312
Pace Project No.: 40224453

METHOD BLANK: 2200305 Matrix: Water
Associated Lab Samples: 40224453001

Parameter	Units	Blank Result	Reporting Limit	Analyzed	Qualifiers
Diisopropyl ether	ug/L	<1.9	6.3	04/05/21 08:51	
Ethylbenzene	ug/L	<0.32	1.1	04/05/21 08:51	
Hexachloro-1,3-butadiene	ug/L	<1.5	4.9	04/05/21 08:51	
Isopropylbenzene (Cumene)	ug/L	<1.7	5.6	04/05/21 08:51	
m&p-Xylene	ug/L	<0.47	2.0	04/05/21 08:51	
Methyl-tert-butyl ether	ug/L	<1.2	4.2	04/05/21 08:51	
Methylcyclohexane	ug/L	<0.87	5.0	04/05/21 08:51	
Methylene Chloride	ug/L	<0.58	5.0	04/05/21 08:51	
n-Butylbenzene	ug/L	<0.71	2.4	04/05/21 08:51	
n-Heptane	ug/L	<2.0	6.7	04/05/21 08:51	
n-Hexane	ug/L	<1.7	5.7	04/05/21 08:51	
n-Propylbenzene	ug/L	<0.81	5.0	04/05/21 08:51	
Naphthalene	ug/L	<1.2	5.0	04/05/21 08:51	
o-Xylene	ug/L	<0.26	1.0	04/05/21 08:51	
p-Isopropyltoluene	ug/L	<0.80	2.7	04/05/21 08:51	
sec-Butylbenzene	ug/L	<0.85	5.0	04/05/21 08:51	
Styrene	ug/L	<3.0	10.0	04/05/21 08:51	
tert-Butylbenzene	ug/L	<0.30	1.0	04/05/21 08:51	
Tetrachloroethene	ug/L	<0.33	1.1	04/05/21 08:51	
Toluene	ug/L	<0.27	1.0	04/05/21 08:51	
trans-1,2-Dichloroethene	ug/L	<0.46	1.5	04/05/21 08:51	
trans-1,3-Dichloropropene	ug/L	<4.4	14.6	04/05/21 08:51	
Trichloroethene	ug/L	<0.26	1.0	04/05/21 08:51	
Trichlorofluoromethane	ug/L	<0.21	1.0	04/05/21 08:51	
Vinyl chloride	ug/L	<0.17	1.0	04/05/21 08:51	
4-Bromofluorobenzene (S)	%	97	70-130	04/05/21 08:51	
Dibromofluoromethane (S)	%	95	70-130	04/05/21 08:51	
Toluene-d8 (S)	%	100	70-130	04/05/21 08:51	

LABORATORY CONTROL SAMPLE: 2200306

Parameter	Units	Spike Conc.	LCS Result	LCS % Rec	% Rec Limits	Qualifiers
1,1,1-Trichloroethane	ug/L	50	54.9	110	70-130	
1,1,2,2-Tetrachloroethane	ug/L	50	53.1	106	66-130	
1,1,2-Trichloroethane	ug/L	50	52.0	104	70-130	
1,1-Dichloroethane	ug/L	50	48.0	96	68-132	
1,1-Dichloroethene	ug/L	50	47.3	95	85-126	
1,2,4-Trichlorobenzene	ug/L	50	52.6	105	70-130	
1,2-Dibromo-3-chloropropane	ug/L	50	50.9	102	51-126	
1,2-Dibromoethane (EDB)	ug/L	50	54.2	108	70-130	
1,2-Dichlorobenzene	ug/L	50	56.7	113	70-130	
1,2-Dichloroethane	ug/L	50	43.1	86	70-130	
1,2-Dichloropropane	ug/L	50	58.5	117	78-125	
1,3-Dichlorobenzene	ug/L	50	59.8	120	70-130	

Results presented on this page are in the units indicated by the "Units" column except where an alternate unit is presented to the right of the result.

REPORT OF LABORATORY ANALYSIS

This report shall not be reproduced, except in full,
without the written consent of Pace Analytical Services, LLC.

QUALITY CONTROL DATA

Project: 31401967.705-01.00 L13 MP 312

Pace Project No.: 40224453

LABORATORY CONTROL SAMPLE: 2200306

Parameter	Units	Spike Conc.	LCS Result	LCS % Rec	% Rec Limits	Qualifiers
1,4-Dichlorobenzene	ug/L	50	56.8	114	70-130	
Benzene	ug/L	50	49.3	99	70-132	
Bromodichloromethane	ug/L	50	59.1	118	70-130	
Bromoform	ug/L	50	61.4	123	65-130	
Bromomethane	ug/L	50	40.6	81	44-128	
Carbon tetrachloride	ug/L	50	52.3	105	70-130	
Chlorobenzene	ug/L	50	59.2	118	70-130	
Chloroethane	ug/L	50	48.2	96	73-137	
Chloroform	ug/L	50	49.6	99	80-122	
Chloromethane	ug/L	50	37.2	74	27-148	
cis-1,2-Dichloroethene	ug/L	50	49.6	99	70-130	
cis-1,3-Dichloropropene	ug/L	50	56.6	113	70-130	
Cyclohexane	ug/L	50	48.4	97	50-150	
Dibromochloromethane	ug/L	50	57.0	114	70-130	
Dichlorodifluoromethane	ug/L	50	22.7	45	22-151	
Ethylbenzene	ug/L	50	61.1	122	80-123	
Isopropylbenzene (Cumene)	ug/L	50	61.3	123	70-130	
m&p-Xylene	ug/L	100	122	122	70-130	
Methyl-tert-butyl ether	ug/L	50	40.5	81	66-130	
Methylcyclohexane	ug/L	50	64.1	128	50-150	
Methylene Chloride	ug/L	50	48.7	97	70-130	
o-Xylene	ug/L	50	60.1	120	70-130	
Styrene	ug/L	50	61.3	123	70-130	
Tetrachloroethene	ug/L	50	60.4	121	70-130	
Toluene	ug/L	50	59.2	118	80-121	
trans-1,2-Dichloroethene	ug/L	50	47.4	95	70-130	
trans-1,3-Dichloropropene	ug/L	50	52.5	105	58-125	
Trichloroethene	ug/L	50	61.8	124	70-130	
Trichlorofluoromethane	ug/L	50	50.5	101	84-148	
Vinyl chloride	ug/L	50	42.4	85	63-142	
4-Bromofluorobenzene (S)	%			106	70-130	
Dibromofluoromethane (S)	%			96	70-130	
Toluene-d8 (S)	%			105	70-130	

MATRIX SPIKE & MATRIX SPIKE DUPLICATE: 2200565 2200566

Parameter	Units	MS		MSD		MS Result	MSD Result	MS % Rec	MSD % Rec	% Rec Limits	RPD	Max RPD	Qual
		40224367001 Result	Spike Conc.	Spike Conc.	Result								
1,1,1-Trichloroethane	ug/L	<0.24	50	50	54.2	54.1	108	108	70-130	0	20		
1,1,2,2-Tetrachloroethane	ug/L	<0.28	50	50	54.6	54.9	109	110	66-130	1	20		
1,1,2-Trichloroethane	ug/L	<0.55	50	50	55.2	54.0	110	108	70-130	2	20		
1,1,2-Dichloroethane	ug/L	<0.27	50	50	48.1	46.5	96	93	68-132	3	20		
1,1-Dichloroethene	ug/L	<0.24	50	50	46.1	45.3	92	91	76-132	2	20		
1,2,4-Trichlorobenzene	ug/L	<0.95	50	50	48.3	50.7	97	101	70-130	5	20		

Results presented on this page are in the units indicated by the "Units" column except where an alternate unit is presented to the right of the result.

REPORT OF LABORATORY ANALYSIS

This report shall not be reproduced, except in full,
without the written consent of Pace Analytical Services, LLC.

QUALITY CONTROL DATA

Project: 31401967.705-01.00 L13 MP 312

Pace Project No.: 40224453

Parameter	Units	2200565		2200566		MS % Rec	MSD % Rec	% Rec Limits	RPD	Max RPD	Qual
		40224367001 Result	MS Spike Conc.	MSD Spike Conc.	MS Result						
1,2-Dibromo-3-chloropropane	ug/L	<1.8	50	50	50.0	51.5	100	103	51-126	3	20
1,2-Dibromoethane (EDB)	ug/L	<0.83	50	50	55.2	54.5	110	109	70-130	1	20
1,2-Dichlorobenzene	ug/L	<0.71	50	50	53.3	53.5	107	107	70-130	0	20
1,2-Dichloroethane	ug/L	<0.28	50	50	45.5	44.9	91	90	70-130	1	20
1,2-Dichloropropane	ug/L	<0.28	50	50	59.3	58.8	119	118	77-125	1	20
1,3-Dichlorobenzene	ug/L	<0.63	50	50	54.1	54.4	108	109	70-130	0	20
1,4-Dichlorobenzene	ug/L	<0.94	50	50	53.6	53.6	107	107	70-130	0	20
Benzene	ug/L	<0.25	50	50	49.0	47.5	98	95	70-132	3	20
Bromodichloromethane	ug/L	<0.36	50	50	60.6	59.9	121	120	70-130	1	20
Bromoform	ug/L	<4.0	50	50	64.6	63.5	129	127	65-130	2	20
Bromomethane	ug/L	<0.97	50	50	37.3	39.5	75	79	44-128	6	21
Carbon tetrachloride	ug/L	<1.1	50	50	53.1	51.0	106	102	70-132	4	20
Chlorobenzene	ug/L	<0.71	50	50	58.3	56.2	117	112	70-130	4	20
Chloroethane	ug/L	<1.3	50	50	47.0	45.2	94	90	70-137	4	20
Chloroform	ug/L	<1.3	50	50	50.5	49.2	101	98	80-122	3	20
Chloromethane	ug/L	<2.2	50	50	33.3	32.8	67	66	17-149	1	20
cis-1,2-Dichloroethene	ug/L	<0.27	50	50	51.3	49.9	103	100	70-130	3	20
cis-1,3-Dichloropropene	ug/L	<3.6	50	50	54.9	55.1	110	110	70-130	0	20
Cyclohexane	ug/L	<1.3	50	50	46.7	45.1	93	90	50-150	3	20
Dibromochloromethane	ug/L	<2.6	50	50	57.9	57.5	116	115	70-130	1	20
Dichlorodifluoromethane	ug/L	<0.50	50	50	19.2	19.1	38	38	22-158	1	20
Ethylbenzene	ug/L	<0.32	50	50	58.6	56.9	117	114	80-123	3	20
Isopropylbenzene (Cumene)	ug/L	<1.7	50	50	57.9	55.9	116	112	70-130	4	20
m&p-Xylene	ug/L	<0.47	100	100	117	115	117	115	70-130	2	20
Methyl-tert-butyl ether	ug/L	<1.2	50	50	43.3	43.1	87	86	66-130	0	20
Methylcyclohexane	ug/L	<0.87	50	50	60.1	58.0	120	116	50-150	4	20
Methylene Chloride	ug/L	<0.58	50	50	47.0	45.7	94	91	70-130	3	20
o-Xylene	ug/L	<0.26	50	50	57.5	54.8	115	110	70-130	5	20
Styrene	ug/L	<3.0	50	50	60.4	57.5	121	115	70-130	5	20
Tetrachloroethene	ug/L	<0.33	50	50	59.7	57.2	119	114	70-130	4	20
Toluene	ug/L	<0.27	50	50	57.6	55.6	115	111	80-121	4	20
trans-1,2-Dichloroethene	ug/L	<0.46	50	50	49.3	47.5	99	95	70-134	4	20
trans-1,3-Dichloropropene	ug/L	<4.4	50	50	53.7	52.0	107	104	58-130	3	20
Trichloroethene	ug/L	<0.26	50	50	60.4	61.1	121	122	70-130	1	20
Trichlorofluoromethane	ug/L	<0.21	50	50	49.1	48.0	98	96	82-151	2	20
Vinyl chloride	ug/L	<0.17	50	50	39.3	38.7	79	77	61-143	2	20
4-Bromofluorobenzene (S)	%						105	105	70-130		
Dibromofluoromethane (S)	%						105	102	70-130		
Toluene-d8 (S)	%						105	103	70-130		

Results presented on this page are in the units indicated by the "Units" column except where an alternate unit is presented to the right of the result.

REPORT OF LABORATORY ANALYSIS

This report shall not be reproduced, except in full,
without the written consent of Pace Analytical Services, LLC.

QUALIFIERS

Project: 31401967.705-01.00 L13 MP 312

Pace Project No.: 40224453

DEFINITIONS

DF - Dilution Factor, if reported, represents the factor applied to the reported data due to dilution of the sample aliquot.

ND - Not Detected at or above LOD.

J - Estimated concentration at or above the LOD and below the LOQ.

LOD - Limit of Detection adjusted for dilution factor, percent moisture, initial weight and final volume.

LOQ - Limit of Quantitation adjusted for dilution factor, percent moisture, initial weight and final volume.

S - Surrogate

1,2-Diphenylhydrazine decomposes to and cannot be separated from Azobenzene using Method 8270. The result for each analyte is a combined concentration.

Consistent with EPA guidelines, unrounded data are displayed and have been used to calculate % recovery and RPD values.

LCS(D) - Laboratory Control Sample (Duplicate)

MS(D) - Matrix Spike (Duplicate)

DUP - Sample Duplicate

RPD - Relative Percent Difference

NC - Not Calculable.

SG - Silica Gel - Clean-Up

U - Indicates the compound was analyzed for, but not detected at or above the adjusted LOD.

N-Nitrosodiphenylamine decomposes and cannot be separated from Diphenylamine using Method 8270. The result reported for each analyte is a combined concentration.

Pace Analytical is TNI accredited. Contact your Pace PM for the current list of accredited analytes.

TNI - The NELAC Institute.

WORKORDER QUALIFIERS

WO: 40224453

[1] Mass spectral library search was performed on this sample. Tentatively Identified Compounds (TIC's) were not present.

REPORT OF LABORATORY ANALYSIS

This report shall not be reproduced, except in full,
without the written consent of Pace Analytical Services, LLC.

QUALITY CONTROL DATA CROSS REFERENCE TABLE



Project: 31401967.705-01.00 L13 MP 312
Pace Project No.: 40224453

Lab ID	Sample ID	QC Batch Method	QC Batch	Analytical Method	Analytical Batch
40224453001	2021.04.02_MACLEOD_POTABLE	EPA 8260	381441		

REPORT OF LABORATORY ANALYSIS

This report shall not be reproduced, except in full,
without the written consent of Pace Analytical Services, LLC.

CHAIN-OF-CUSTODY RECORD

WSP Office Address 5957 McKee Road, Suite 7, Madison, WI 53719						Requested Analyses & Preservatives										No. WSP				
Project Name L13 MP 312 Valve Site			WSP Contact Name Tim Huff			Number of Containers	VOCs (EPA Method 8260) - 48 Hr TAT	GFO (WI Modified) - 10-day TAT	butane, ethane, isobutane, propane (RSK-175) 10-day TAT										Laboratory Name & Location Pace Analytical - Green Bay, WI	
Project Location Ft Atkinson, WI			WSP Contact E-mail tim.huff@wsp.com																Laboratory Project Manager Dan Milewsky	
Project Number & Task 31401967.705 - 01.00			WSP Contact Phone 571-217-6759																Requested Turn-Around-Time <input checked="" type="checkbox"/> Standard <input type="checkbox"/> 24 HR <input checked="" type="checkbox"/> 48 HR <input type="checkbox"/> 72 HR <input type="checkbox"/> _____ HR	
Sampler(s) Name(s) Cal Johnson (CEJ)			Sampler(s) Signature(s) 			Requested Deliverable <input checked="" type="checkbox"/> Level II <input type="checkbox"/> ERIMS EDD <input type="checkbox"/> Level III <input checked="" type="checkbox"/> GISKEY EDD <input type="checkbox"/> Level IV <input type="checkbox"/> EQUIS EDD		Sample Comments												
Sample Identification	Matrix	Collection Start*		Collection Stop*																
		Date	Time	Date	Time															
2021.04.02_MacLeod_Potable Well	AQ	4/2/2021	1550	-	-	3	X													MacLeod Oel
Relinquished By (Signature) 		Date 4/2/21	Time 1700	Received By (Signature)		Date	Time	Shipment Method		Tracking Number(s) _____										
Relinquished By (Signature) CS Logistics		Date 4-3-21	Time 0835	Received By (Signature) Maddam Z Potable Well		Date 4-3-21	Time 0835	Number of Packages 1		Custody Seal Number(s) _____										

*Use stop time/date for composite and/or air samples; use only start time/date for all other samples. Matrix: AQ = Aqueous, S = Soil, SE = Sediment, A = Air, W = Wipe, B = Bulk, O = Other (detail in comments) Page 13 of 15



Document Name: Sample Condition Upon Receipt (SCUR)	Document Revised: 26Mar2020
Document No.: ENV-FRM-GBAY-0014-Rev.00	Author: Pace Green Bay Quality Office

Sample Condition Upon Receipt Form (SCUR)

Client Name: WSP
 Courier: CS Logistics Fed Ex Speedee UPS Walto
 Client Pace Other: _____

Project #:

WO# : 40224453



40224453

Tracking #: _____
 Custody Seal on Cooler/Box Present: yes no Seals intact: yes no
 Custody Seal on Samples Present: yes no Seals intact: yes no
 Packing Material: Bubble Wrap Bubble Bags None Other
 Thermometer Used SR-99 Type of Ice: Wet Blue Dry None
 Cooler Temperature Uncorr: 1.0 / Corr: 1.0

Samples on ice, cooling process has begun
 Person examining contents:
 Date: 4-3-21 Initials: MUR
 Labeled By Initials: [Signature]

Temp Blank Present: yes no Biological Tissue is Frozen: yes no
 Temp should be above freezing to 6°C.
 Biota Samples may be received at ≤ 0°C if shipped on Dry Ice.

Chain of Custody Present:	<input checked="" type="checkbox"/> Yes <input type="checkbox"/> No <input type="checkbox"/> N/A	1.
Chain of Custody Filled Out:	<input checked="" type="checkbox"/> Yes <input type="checkbox"/> No <input type="checkbox"/> N/A	2.
Chain of Custody Relinquished:	<input checked="" type="checkbox"/> Yes <input type="checkbox"/> No <input type="checkbox"/> N/A	3.
Sampler Name & Signature on COC:	<input checked="" type="checkbox"/> Yes <input type="checkbox"/> No <input type="checkbox"/> N/A	4.
Samples Arrived within Hold Time:	<input checked="" type="checkbox"/> Yes <input type="checkbox"/> No	5.
- VOA Samples frozen upon receipt	<input type="checkbox"/> Yes <input type="checkbox"/> No	Date/Time:
Short Hold Time Analysis (<72hr):	<input type="checkbox"/> Yes <input checked="" type="checkbox"/> No	6.
Rush Turn Around Time Requested:	<input checked="" type="checkbox"/> Yes <input type="checkbox"/> No	7.
Sufficient Volume:		8.
For Analysis: <input checked="" type="checkbox"/> Yes <input type="checkbox"/> No MS/MSD: <input type="checkbox"/> Yes <input checked="" type="checkbox"/> No <input type="checkbox"/> N/A		
Correct Containers Used:	<input checked="" type="checkbox"/> Yes <input type="checkbox"/> No	9.
-Pace Containers Used:	<input checked="" type="checkbox"/> Yes <input type="checkbox"/> No <input type="checkbox"/> N/A	
-Pace IR Containers Used:	<input type="checkbox"/> Yes <input type="checkbox"/> No <input checked="" type="checkbox"/> N/A	
Containers Intact:	<input checked="" type="checkbox"/> Yes <input type="checkbox"/> No	10.
Filtered volume received for Dissolved tests	<input type="checkbox"/> Yes <input type="checkbox"/> No <input checked="" type="checkbox"/> N/A	11.
Sample Labels match COC:	<input checked="" type="checkbox"/> Yes <input type="checkbox"/> No <input type="checkbox"/> N/A	12.
-Includes date/time/ID/Analysis Matrix: <u>W</u>		
Trip Blank Present:	<input type="checkbox"/> Yes <input checked="" type="checkbox"/> No <input type="checkbox"/> N/A	13.
Trip Blank Custody Seals Present	<input type="checkbox"/> Yes <input type="checkbox"/> No <input checked="" type="checkbox"/> N/A	
Pace Trip Blank Lot # (if purchased):		

Client Notification/ Resolution: _____ If checked, see attached form for additional comments
 Person Contacted: _____ Date/Time: _____
 Comments/ Resolution: _____

PM Review is documented electronically in LIMs. By releasing the project, the PM acknowledges they have reviewed the sample logir

April 06, 2021

Timothy Huff
WSP USA
211 North Broadway
Saint Louis, MO 63102

RE: Project: 31401967.705-01.00 L13 MP 312
Pace Project No.: 40224380

Dear Timothy Huff:

Enclosed are the analytical results for sample(s) received by the laboratory on April 02, 2021. The results relate only to the samples included in this report. Results reported herein conform to the applicable TNI/NELAC Standards and the laboratory's Quality Manual, where applicable, unless otherwise noted in the body of the report.

The test results provided in this final report were generated by each of the following laboratories within the Pace Network:

- Pace Analytical Services - Green Bay

If you have any questions concerning this report, please feel free to contact me.

Sincerely,



Dan Milewsky
dan.milewsky@pacelabs.com
(920)469-2436
Project Manager

Enclosures

cc: Cal Johnson, WSP USA - MADISON
Brian Kimpel, WSP USA



REPORT OF LABORATORY ANALYSIS

This report shall not be reproduced, except in full,
without the written consent of Pace Analytical Services, LLC.

CERTIFICATIONS

Project: 31401967.705-01.00 L13 MP 312

Pace Project No.: 40224380

Pace Analytical Services Green Bay

1241 Bellevue Street, Green Bay, WI 54302

Florida/NELAP Certification #: E87948

Illinois Certification #: 200050

Kentucky UST Certification #: 82

Louisiana Certification #: 04168

Minnesota Certification #: 055-999-334

New York Certification #: 12064

North Dakota Certification #: R-150

Virginia VELAP ID: 460263

South Carolina Certification #: 83006001

Texas Certification #: T104704529-14-1

Wisconsin Certification #: 405132750

Wisconsin DATCP Certification #: 105-444

USDA Soil Permit #: P330-16-00157

Federal Fish & Wildlife Permit #: LE51774A-0

REPORT OF LABORATORY ANALYSIS

This report shall not be reproduced, except in full,
without the written consent of Pace Analytical Services, LLC.

SAMPLE SUMMARY

Project: 31401967.705-01.00 L13 MP 312

Pace Project No.: 40224380

Lab ID	Sample ID	Matrix	Date Collected	Date Received
40224380001	2021.04.01_NESS_POTABLE	Water	04/01/21 13:55	04/02/21 08:20

REPORT OF LABORATORY ANALYSIS

This report shall not be reproduced, except in full,
without the written consent of Pace Analytical Services, LLC.

SAMPLE ANALYTE COUNT

Project: 31401967.705-01.00 L13 MP 312
Pace Project No.: 40224380

Lab ID	Sample ID	Method	Analysts	Analytes Reported
40224380001	2021.04.01_NESS_POTABLE	EPA 8260	HNW	68

PASI-G = Pace Analytical Services - Green Bay

REPORT OF LABORATORY ANALYSIS

This report shall not be reproduced, except in full,
without the written consent of Pace Analytical Services, LLC.

ANALYTICAL RESULTS

Project: 31401967.705-01.00 L13 MP 312

Pace Project No.: 40224380

Sample: 2021.04.01_NESS_POTABL **Lab ID:** 40224380001 **Collected:** 04/01/21 13:55 **Received:** 04/02/21 08:20 **Matrix:** Water
E

Parameters	Results	Units	LOQ	LOD	DF	Prepared	Analyzed	CAS No.	Qual
8260 MSV Oxygenates		Analytical Method: EPA 8260 Pace Analytical Services - Green Bay							
1,1,1,2-Tetrachloroethane	<0.27	ug/L	1.0	0.27	1		04/05/21 14:07	630-20-6	
1,1,1-Trichloroethane	<0.24	ug/L	1.0	0.24	1		04/05/21 14:07	71-55-6	
1,1,2,2-Tetrachloroethane	<0.28	ug/L	1.0	0.28	1		04/05/21 14:07	79-34-5	
1,1,2-Trichloroethane	<0.55	ug/L	5.0	0.55	1		04/05/21 14:07	79-00-5	
1,1-Dichloroethane	<0.27	ug/L	1.0	0.27	1		04/05/21 14:07	75-34-3	
1,1-Dichloroethene	<0.24	ug/L	1.0	0.24	1		04/05/21 14:07	75-35-4	
1,1-Dichloropropene	<0.54	ug/L	1.8	0.54	1		04/05/21 14:07	563-58-6	
1,2,3-Trichlorobenzene	<2.2	ug/L	7.4	2.2	1		04/05/21 14:07	87-61-6	
1,2,3-Trichloropropane	<0.59	ug/L	5.0	0.59	1		04/05/21 14:07	96-18-4	
1,2,4-Trichlorobenzene	<0.95	ug/L	5.0	0.95	1		04/05/21 14:07	120-82-1	
1,2,4-Trimethylbenzene	<0.84	ug/L	2.8	0.84	1		04/05/21 14:07	95-63-6	
1,2-Dibromo-3-chloropropane	<1.8	ug/L	5.9	1.8	1		04/05/21 14:07	96-12-8	
1,2-Dibromoethane (EDB)	<0.83	ug/L	2.8	0.83	1		04/05/21 14:07	106-93-4	
1,2-Dichlorobenzene	<0.71	ug/L	2.4	0.71	1		04/05/21 14:07	95-50-1	
1,2-Dichloroethane	<0.28	ug/L	1.0	0.28	1		04/05/21 14:07	107-06-2	
1,2-Dichloropropane	<0.28	ug/L	1.0	0.28	1		04/05/21 14:07	78-87-5	
1,3,5-Trimethylbenzene	<0.87	ug/L	2.9	0.87	1		04/05/21 14:07	108-67-8	
1,3-Dichlorobenzene	<0.63	ug/L	2.1	0.63	1		04/05/21 14:07	541-73-1	
1,3-Dichloropropane	<0.83	ug/L	2.8	0.83	1		04/05/21 14:07	142-28-9	
1,4-Dichlorobenzene	<0.94	ug/L	3.1	0.94	1		04/05/21 14:07	106-46-7	
2,2-Dichloropropane	<2.3	ug/L	7.6	2.3	1		04/05/21 14:07	594-20-7	
2-Chlorotoluene	<0.93	ug/L	5.0	0.93	1		04/05/21 14:07	95-49-8	
4-Chlorotoluene	<0.76	ug/L	2.5	0.76	1		04/05/21 14:07	106-43-4	
Benzene	<0.25	ug/L	1.0	0.25	1		04/05/21 14:07	71-43-2	
Bromobenzene	<0.24	ug/L	1.0	0.24	1		04/05/21 14:07	108-86-1	
Bromochloromethane	<0.36	ug/L	5.0	0.36	1		04/05/21 14:07	74-97-5	
Bromodichloromethane	<0.36	ug/L	1.2	0.36	1		04/05/21 14:07	75-27-4	
Bromoform	<4.0	ug/L	13.2	4.0	1		04/05/21 14:07	75-25-2	
Bromomethane	<0.97	ug/L	5.0	0.97	1		04/05/21 14:07	74-83-9	
Carbon tetrachloride	<1.1	ug/L	3.6	1.1	1		04/05/21 14:07	56-23-5	
Chlorobenzene	<0.71	ug/L	2.4	0.71	1		04/05/21 14:07	108-90-7	
Chloroethane	<1.3	ug/L	5.0	1.3	1		04/05/21 14:07	75-00-3	
Chloroform	<1.3	ug/L	5.0	1.3	1		04/05/21 14:07	67-66-3	
Chloromethane	<2.2	ug/L	7.3	2.2	1		04/05/21 14:07	74-87-3	
Cyclohexane	<1.3	ug/L	5.0	1.3	1		04/05/21 14:07	110-82-7	
Dibromochloromethane	<2.6	ug/L	8.7	2.6	1		04/05/21 14:07	124-48-1	
Dibromomethane	<0.94	ug/L	3.1	0.94	1		04/05/21 14:07	74-95-3	
Dichlorodifluoromethane	<0.50	ug/L	5.0	0.50	1		04/05/21 14:07	75-71-8	
Diisopropyl ether	<1.9	ug/L	6.3	1.9	1		04/05/21 14:07	108-20-3	
Ethylbenzene	<0.32	ug/L	1.1	0.32	1		04/05/21 14:07	100-41-4	
Hexachloro-1,3-butadiene	<1.5	ug/L	4.9	1.5	1		04/05/21 14:07	87-68-3	
Isopropylbenzene (Cumene)	<1.7	ug/L	5.6	1.7	1		04/05/21 14:07	98-82-8	
Methyl-tert-butyl ether	<1.2	ug/L	4.2	1.2	1		04/05/21 14:07	1634-04-4	
Methylcyclohexane	<0.87	ug/L	5.0	0.87	1		04/05/21 14:07	108-87-2	

REPORT OF LABORATORY ANALYSIS

This report shall not be reproduced, except in full,
without the written consent of Pace Analytical Services, LLC.

ANALYTICAL RESULTS

Project: 31401967.705-01.00 L13 MP 312

Pace Project No.: 40224380

Sample: 2021.04.01_NESS_POTABL **Lab ID:** 40224380001 Collected: 04/01/21 13:55 Received: 04/02/21 08:20 Matrix: Water
E

Parameters	Results	Units	LOQ	LOD	DF	Prepared	Analyzed	CAS No.	Qual
8260 MSV Oxygenates		Analytical Method: EPA 8260 Pace Analytical Services - Green Bay							
Methylene Chloride	<0.58	ug/L	5.0	0.58	1		04/05/21 14:07	75-09-2	
Naphthalene	<1.2	ug/L	5.0	1.2	1		04/05/21 14:07	91-20-3	
Styrene	<3.0	ug/L	10.0	3.0	1		04/05/21 14:07	100-42-5	
Tetrachloroethene	<0.33	ug/L	1.1	0.33	1		04/05/21 14:07	127-18-4	
Toluene	<0.27	ug/L	1.0	0.27	1		04/05/21 14:07	108-88-3	
Trichloroethene	<0.26	ug/L	1.0	0.26	1		04/05/21 14:07	79-01-6	
Trichlorofluoromethane	<0.21	ug/L	1.0	0.21	1		04/05/21 14:07	75-69-4	
Vinyl chloride	<0.17	ug/L	1.0	0.17	1		04/05/21 14:07	75-01-4	
cis-1,2-Dichloroethene	<0.27	ug/L	1.0	0.27	1		04/05/21 14:07	156-59-2	
cis-1,3-Dichloropropene	<3.6	ug/L	12.1	3.6	1		04/05/21 14:07	10061-01-5	
m&p-Xylene	<0.47	ug/L	2.0	0.47	1		04/05/21 14:07	179601-23-1	
n-Butylbenzene	<0.71	ug/L	2.4	0.71	1		04/05/21 14:07	104-51-8	
n-Heptane	<2.0	ug/L	6.7	2.0	1		04/05/21 14:07	142-82-5	
n-Hexane	<1.7	ug/L	5.7	1.7	1		04/05/21 14:07	110-54-3	
n-Propylbenzene	<0.81	ug/L	5.0	0.81	1		04/05/21 14:07	103-65-1	
o-Xylene	<0.26	ug/L	1.0	0.26	1		04/05/21 14:07	95-47-6	
p-Isopropyltoluene	<0.80	ug/L	2.7	0.80	1		04/05/21 14:07	99-87-6	
sec-Butylbenzene	<0.85	ug/L	5.0	0.85	1		04/05/21 14:07	135-98-8	
tert-Butylbenzene	<0.30	ug/L	1.0	0.30	1		04/05/21 14:07	98-06-6	
trans-1,2-Dichloroethene	<0.46	ug/L	1.5	0.46	1		04/05/21 14:07	156-60-5	
trans-1,3-Dichloropropene	<4.4	ug/L	14.6	4.4	1		04/05/21 14:07	10061-02-6	
Surrogates									
Dibromofluoromethane (S)	98	%	70-130		1		04/05/21 14:07	1868-53-7	
Toluene-d8 (S)	102	%	70-130		1		04/05/21 14:07	2037-26-5	
4-Bromofluorobenzene (S)	103	%	70-130		1		04/05/21 14:07	460-00-4	

REPORT OF LABORATORY ANALYSIS

This report shall not be reproduced, except in full,
without the written consent of Pace Analytical Services, LLC.

QUALITY CONTROL DATA

Project: 31401967.705-01.00 L13 MP 312
Pace Project No.: 40224380

QC Batch: 381438 Analysis Method: EPA 8260
QC Batch Method: EPA 8260 Analysis Description: 8260 MSV Oxygenates
Laboratory: Pace Analytical Services - Green Bay

Associated Lab Samples: 40224380001

METHOD BLANK: 2200299 Matrix: Water
Associated Lab Samples: 40224380001

Parameter	Units	Blank Result	Reporting Limit	Analyzed	Qualifiers
1,1,1,2-Tetrachloroethane	ug/L	<0.27	1.0	04/05/21 08:46	
1,1,1-Trichloroethane	ug/L	<0.24	1.0	04/05/21 08:46	
1,1,2,2-Tetrachloroethane	ug/L	<0.28	1.0	04/05/21 08:46	
1,1,2-Trichloroethane	ug/L	<0.55	5.0	04/05/21 08:46	
1,1-Dichloroethane	ug/L	<0.27	1.0	04/05/21 08:46	
1,1-Dichloroethene	ug/L	<0.24	1.0	04/05/21 08:46	
1,1-Dichloropropene	ug/L	<0.54	1.8	04/05/21 08:46	
1,2,3-Trichlorobenzene	ug/L	<2.2	7.4	04/05/21 08:46	
1,2,3-Trichloropropane	ug/L	<0.59	5.0	04/05/21 08:46	
1,2,4-Trichlorobenzene	ug/L	<0.95	5.0	04/05/21 08:46	
1,2,4-Trimethylbenzene	ug/L	<0.84	2.8	04/05/21 08:46	
1,2-Dibromo-3-chloropropane	ug/L	<1.8	5.9	04/05/21 08:46	
1,2-Dibromoethane (EDB)	ug/L	<0.83	2.8	04/05/21 08:46	
1,2-Dichlorobenzene	ug/L	<0.71	2.4	04/05/21 08:46	
1,2-Dichloroethane	ug/L	<0.28	1.0	04/05/21 08:46	
1,2-Dichloropropane	ug/L	<0.28	1.0	04/05/21 08:46	
1,3,5-Trimethylbenzene	ug/L	<0.87	2.9	04/05/21 08:46	
1,3-Dichlorobenzene	ug/L	<0.63	2.1	04/05/21 08:46	
1,3-Dichloropropane	ug/L	<0.83	2.8	04/05/21 08:46	
1,4-Dichlorobenzene	ug/L	<0.94	3.1	04/05/21 08:46	
2,2-Dichloropropane	ug/L	<2.3	7.6	04/05/21 08:46	
2-Chlorotoluene	ug/L	<0.93	5.0	04/05/21 08:46	
4-Chlorotoluene	ug/L	<0.76	2.5	04/05/21 08:46	
Benzene	ug/L	<0.25	1.0	04/05/21 08:46	
Bromobenzene	ug/L	<0.24	1.0	04/05/21 08:46	
Bromochloromethane	ug/L	<0.36	5.0	04/05/21 08:46	
Bromodichloromethane	ug/L	<0.36	1.2	04/05/21 08:46	
Bromoform	ug/L	<4.0	13.2	04/05/21 08:46	
Bromomethane	ug/L	<0.97	5.0	04/05/21 08:46	
Carbon tetrachloride	ug/L	<1.1	3.6	04/05/21 08:46	
Chlorobenzene	ug/L	<0.71	2.4	04/05/21 08:46	
Chloroethane	ug/L	<1.3	5.0	04/05/21 08:46	
Chloroform	ug/L	<1.3	5.0	04/05/21 08:46	
Chloromethane	ug/L	<2.2	7.3	04/05/21 08:46	
cis-1,2-Dichloroethene	ug/L	<0.27	1.0	04/05/21 08:46	
cis-1,3-Dichloropropene	ug/L	<3.6	12.1	04/05/21 08:46	
Cyclohexane	ug/L	<1.3	5.0	04/05/21 08:46	
Dibromochloromethane	ug/L	<2.6	8.7	04/05/21 08:46	
Dibromomethane	ug/L	<0.94	3.1	04/05/21 08:46	
Dichlorodifluoromethane	ug/L	<0.50	5.0	04/05/21 08:46	

Results presented on this page are in the units indicated by the "Units" column except where an alternate unit is presented to the right of the result.

REPORT OF LABORATORY ANALYSIS

This report shall not be reproduced, except in full,
without the written consent of Pace Analytical Services, LLC.

QUALITY CONTROL DATA

Project: 31401967.705-01.00 L13 MP 312
Pace Project No.: 40224380

METHOD BLANK: 2200299 Matrix: Water
Associated Lab Samples: 40224380001

Parameter	Units	Blank Result	Reporting Limit	Analyzed	Qualifiers
Diisopropyl ether	ug/L	<1.9	6.3	04/05/21 08:46	
Ethylbenzene	ug/L	<0.32	1.1	04/05/21 08:46	
Hexachloro-1,3-butadiene	ug/L	<1.5	4.9	04/05/21 08:46	
Isopropylbenzene (Cumene)	ug/L	<1.7	5.6	04/05/21 08:46	
m&p-Xylene	ug/L	<0.47	2.0	04/05/21 08:46	
Methyl-tert-butyl ether	ug/L	<1.2	4.2	04/05/21 08:46	
Methylcyclohexane	ug/L	<0.87	5.0	04/05/21 08:46	
Methylene Chloride	ug/L	<0.58	5.0	04/05/21 08:46	
n-Butylbenzene	ug/L	<0.71	2.4	04/05/21 08:46	
n-Heptane	ug/L	<2.0	6.7	04/05/21 08:46	
n-Hexane	ug/L	<1.7	5.7	04/05/21 08:46	
n-Propylbenzene	ug/L	<0.81	5.0	04/05/21 08:46	
Naphthalene	ug/L	<1.2	5.0	04/05/21 08:46	
o-Xylene	ug/L	<0.26	1.0	04/05/21 08:46	
p-Isopropyltoluene	ug/L	<0.80	2.7	04/05/21 08:46	
sec-Butylbenzene	ug/L	<0.85	5.0	04/05/21 08:46	
Styrene	ug/L	<3.0	10.0	04/05/21 08:46	
tert-Butylbenzene	ug/L	<0.30	1.0	04/05/21 08:46	
Tetrachloroethene	ug/L	<0.33	1.1	04/05/21 08:46	
Toluene	ug/L	<0.27	1.0	04/05/21 08:46	
trans-1,2-Dichloroethene	ug/L	<0.46	1.5	04/05/21 08:46	
trans-1,3-Dichloropropene	ug/L	<4.4	14.6	04/05/21 08:46	
Trichloroethene	ug/L	<0.26	1.0	04/05/21 08:46	
Trichlorofluoromethane	ug/L	<0.21	1.0	04/05/21 08:46	
Vinyl chloride	ug/L	<0.17	1.0	04/05/21 08:46	
4-Bromofluorobenzene (S)	%	102	70-130	04/05/21 08:46	
Dibromofluoromethane (S)	%	97	70-130	04/05/21 08:46	
Toluene-d8 (S)	%	103	70-130	04/05/21 08:46	

LABORATORY CONTROL SAMPLE: 2200300

Parameter	Units	Spike Conc.	LCS Result	LCS % Rec	% Rec Limits	Qualifiers
1,1,1-Trichloroethane	ug/L	50	49.8	100	70-130	
1,1,1,2-Tetrachloroethane	ug/L	50	45.1	90	66-130	
1,1,2-Trichloroethane	ug/L	50	50.6	101	70-130	
1,1-Dichloroethane	ug/L	50	49.2	98	68-132	
1,1-Dichloroethene	ug/L	50	45.6	91	85-126	
1,2,4-Trichlorobenzene	ug/L	50	49.5	99	70-130	
1,2-Dibromo-3-chloropropane	ug/L	50	44.0	88	51-126	
1,2-Dibromoethane (EDB)	ug/L	50	48.7	97	70-130	
1,2-Dichlorobenzene	ug/L	50	49.5	99	70-130	
1,2-Dichloroethane	ug/L	50	48.3	97	70-130	
1,2-Dichloropropane	ug/L	50	51.7	103	78-125	
1,3-Dichlorobenzene	ug/L	50	50.5	101	70-130	

Results presented on this page are in the units indicated by the "Units" column except where an alternate unit is presented to the right of the result.

REPORT OF LABORATORY ANALYSIS

This report shall not be reproduced, except in full,
without the written consent of Pace Analytical Services, LLC.

QUALITY CONTROL DATA

Project: 31401967.705-01.00 L13 MP 312
Pace Project No.: 40224380

LABORATORY CONTROL SAMPLE: 2200300

Parameter	Units	Spike Conc.	LCS Result	LCS % Rec	% Rec Limits	Qualifiers
1,4-Dichlorobenzene	ug/L	50	49.6	99	70-130	
Benzene	ug/L	50	46.7	93	70-132	
Bromodichloromethane	ug/L	50	52.8	106	70-130	
Bromoform	ug/L	50	50.8	102	65-130	
Bromomethane	ug/L	50	37.0	74	44-128	
Carbon tetrachloride	ug/L	50	53.8	108	70-130	
Chlorobenzene	ug/L	50	52.6	105	70-130	
Chloroethane	ug/L	50	44.9	90	73-137	
Chloroform	ug/L	50	49.5	99	80-122	
Chloromethane	ug/L	50	36.5	73	27-148	
cis-1,2-Dichloroethene	ug/L	50	47.0	94	70-130	
cis-1,3-Dichloropropene	ug/L	50	53.9	108	70-130	
Cyclohexane	ug/L	50	51.2	102	50-150	
Dibromochloromethane	ug/L	50	47.3	95	70-130	
Dichlorodifluoromethane	ug/L	50	38.3	77	22-151	
Ethylbenzene	ug/L	50	52.4	105	80-123	
Isopropylbenzene (Cumene)	ug/L	50	51.7	103	70-130	
m&p-Xylene	ug/L	100	103	103	70-130	
Methyl-tert-butyl ether	ug/L	50	45.5	91	66-130	
Methylcyclohexane	ug/L	50	58.1	116	50-150	
Methylene Chloride	ug/L	50	44.0	88	70-130	
o-Xylene	ug/L	50	50.2	100	70-130	
Styrene	ug/L	50	52.4	105	70-130	
Tetrachloroethene	ug/L	50	54.3	109	70-130	
Toluene	ug/L	50	50.4	101	80-121	
trans-1,2-Dichloroethene	ug/L	50	45.9	92	70-130	
trans-1,3-Dichloropropene	ug/L	50	53.1	106	58-125	
Trichloroethene	ug/L	50	55.8	112	70-130	
Trichlorofluoromethane	ug/L	50	50.4	101	84-148	
Vinyl chloride	ug/L	50	43.7	87	63-142	
4-Bromofluorobenzene (S)	%			106	70-130	
Dibromofluoromethane (S)	%			101	70-130	
Toluene-d8 (S)	%			104	70-130	

MATRIX SPIKE & MATRIX SPIKE DUPLICATE: 2200357 2200358

Parameter	Units	MS		MSD		MS Result	MSD Result	MS % Rec	MSD % Rec	% Rec Limits	RPD	Max RPD	Qual
		40224374001 Result	Spike Conc.	Spike Conc.	Conc.								
1,1,1-Trichloroethane	ug/L	<0.24	50	50	54.7	54.2	109	108	70-130	1	20		
1,1,2,2-Tetrachloroethane	ug/L	<0.28	50	50	50.3	51.0	101	102	66-130	1	20		
1,1,2-Trichloroethane	ug/L	<0.55	50	50	54.7	56.8	109	114	70-130	4	20		
1,1-Dichloroethane	ug/L	<0.27	50	50	52.5	52.5	105	105	68-132	0	20		
1,1-Dichloroethene	ug/L	<0.24	50	50	50.2	49.3	100	99	76-132	2	20		
1,2,4-Trichlorobenzene	ug/L	<0.95	50	50	54.7	54.7	109	109	70-130	0	20		

Results presented on this page are in the units indicated by the "Units" column except where an alternate unit is presented to the right of the result.

REPORT OF LABORATORY ANALYSIS

This report shall not be reproduced, except in full,
without the written consent of Pace Analytical Services, LLC.

QUALITY CONTROL DATA

Project: 31401967.705-01.00 L13 MP 312

Pace Project No.: 40224380

Parameter	Units	2200357		2200358		MS Result	MSD Result	MS % Rec	MSD % Rec	% Rec Limits	Max RPD	Qual
		40224374001 Result	MS Spike Conc.	MSD Spike Conc.	MS Result							
1,2-Dibromo-3-chloropropane	ug/L	<1.8	50	50	49.7	46.5	99	93	51-126	7	20	
1,2-Dibromoethane (EDB)	ug/L	<0.83	50	50	53.1	54.3	106	109	70-130	2	20	
1,2-Dichlorobenzene	ug/L	<0.71	50	50	53.5	53.4	107	107	70-130	0	20	
1,2-Dichloroethane	ug/L	<0.28	50	50	53.0	52.7	106	105	70-130	1	20	
1,2-Dichloropropane	ug/L	<0.28	50	50	53.6	54.9	107	110	77-125	2	20	
1,3-Dichlorobenzene	ug/L	<0.63	50	50	54.9	55.5	110	111	70-130	1	20	
1,4-Dichlorobenzene	ug/L	<0.94	50	50	54.3	54.2	109	108	70-130	0	20	
Benzene	ug/L	<0.25	50	50	51.3	51.1	103	102	70-132	0	20	
Bromodichloromethane	ug/L	<0.36	50	50	57.6	57.1	115	114	70-130	1	20	
Bromoform	ug/L	<4.0	50	50	55.8	54.7	112	109	65-130	2	20	
Bromomethane	ug/L	<0.97	50	50	41.1	42.8	82	86	44-128	4	21	
Carbon tetrachloride	ug/L	<1.1	50	50	56.8	57.5	114	115	70-132	1	20	
Chlorobenzene	ug/L	<0.71	50	50	56.0	56.2	112	112	70-130	0	20	
Chloroethane	ug/L	<1.3	50	50	59.1	49.4	118	99	70-137	18	20	
Chloroform	ug/L	<1.3	50	50	53.5	53.3	107	107	80-122	0	20	
Chloromethane	ug/L	<2.2	50	50	40.9	41.2	82	82	17-149	1	20	
cis-1,2-Dichloroethene	ug/L	<0.27	50	50	51.6	51.5	103	103	70-130	0	20	
cis-1,3-Dichloropropene	ug/L	<3.6	50	50	58.8	57.4	118	115	70-130	2	20	
Cyclohexane	ug/L	<1.3	50	50	56.3	55.6	113	111	50-150	1	20	
Dibromochloromethane	ug/L	<2.6	50	50	51.8	50.7	104	101	70-130	2	20	
Dichlorodifluoromethane	ug/L	<0.50	50	50	41.2	40.2	82	80	22-158	2	20	
Ethylbenzene	ug/L	<0.32	50	50	56.5	56.8	113	114	80-123	1	20	
Isopropylbenzene (Cumene)	ug/L	<1.7	50	50	55.7	55.4	111	111	70-130	0	20	
m&p-Xylene	ug/L	<0.47	100	100	111	112	111	112	70-130	1	20	
Methyl-tert-butyl ether	ug/L	<1.2	50	50	50.0	49.5	100	99	66-130	1	20	
Methylcyclohexane	ug/L	<0.87	50	50	61.5	61.1	123	122	50-150	1	20	
Methylene Chloride	ug/L	<0.58	50	50	49.6	48.8	99	98	70-130	2	20	
o-Xylene	ug/L	<0.26	50	50	53.6	55.6	107	111	70-130	4	20	
Styrene	ug/L	<3.0	50	50	56.2	56.6	112	113	70-130	1	20	
Tetrachloroethene	ug/L	<0.33	50	50	57.4	56.6	115	113	70-130	1	20	
Toluene	ug/L	<0.27	50	50	54.8	55.8	110	112	80-121	2	20	
trans-1,2-Dichloroethene	ug/L	<0.46	50	50	50.7	50.1	101	100	70-134	1	20	
trans-1,3-Dichloropropene	ug/L	<4.4	50	50	57.4	57.6	115	115	58-130	0	20	
Trichloroethene	ug/L	<0.26	50	50	58.4	59.8	117	120	70-130	2	20	
Trichlorofluoromethane	ug/L	<0.21	50	50	55.2	54.7	110	109	82-151	1	20	
Vinyl chloride	ug/L	<0.17	50	50	46.9	47.1	94	94	61-143	1	20	
4-Bromofluorobenzene (S)	%						105	106	70-130			
Dibromofluoromethane (S)	%						100	100	70-130			
Toluene-d8 (S)	%						104	103	70-130			

Results presented on this page are in the units indicated by the "Units" column except where an alternate unit is presented to the right of the result.

REPORT OF LABORATORY ANALYSIS

This report shall not be reproduced, except in full,
without the written consent of Pace Analytical Services, LLC.

QUALIFIERS

Project: 31401967.705-01.00 L13 MP 312

Pace Project No.: 40224380

DEFINITIONS

DF - Dilution Factor, if reported, represents the factor applied to the reported data due to dilution of the sample aliquot.

ND - Not Detected at or above LOD.

J - Estimated concentration at or above the LOD and below the LOQ.

LOD - Limit of Detection adjusted for dilution factor, percent moisture, initial weight and final volume.

LOQ - Limit of Quantitation adjusted for dilution factor, percent moisture, initial weight and final volume.

S - Surrogate

1,2-Diphenylhydrazine decomposes to and cannot be separated from Azobenzene using Method 8270. The result for each analyte is a combined concentration.

Consistent with EPA guidelines, unrounded data are displayed and have been used to calculate % recovery and RPD values.

LCS(D) - Laboratory Control Sample (Duplicate)

MS(D) - Matrix Spike (Duplicate)

DUP - Sample Duplicate

RPD - Relative Percent Difference

NC - Not Calculable.

SG - Silica Gel - Clean-Up

U - Indicates the compound was analyzed for, but not detected at or above the adjusted LOD.

N-Nitrosodiphenylamine decomposes and cannot be separated from Diphenylamine using Method 8270. The result reported for each analyte is a combined concentration.

Pace Analytical is TNI accredited. Contact your Pace PM for the current list of accredited analytes.

TNI - The NELAC Institute.

WORKORDER QUALIFIERS

WO: 40224380

[1] Mass spectral library search was performed on this sample. Tentatively Identified Compounds (TIC's) were not present.

REPORT OF LABORATORY ANALYSIS

This report shall not be reproduced, except in full,
without the written consent of Pace Analytical Services, LLC.

QUALITY CONTROL DATA CROSS REFERENCE TABLE

Project: 31401967.705-01.00 L13 MP 312
Pace Project No.: 40224380

Lab ID	Sample ID	QC Batch Method	QC Batch	Analytical Method	Analytical Batch
40224380001	2021.04.01_NESS_POTABLE	EPA 8260	381438		

REPORT OF LABORATORY ANALYSIS

This report shall not be reproduced, except in full,
without the written consent of Pace Analytical Services, LLC.

CHAIN-OF-CUSTODY RECORD

WSP Office Address 5957 McKee Road, Suite 7, Madison, WI 53719				Requested Analyses & Preservatives										No. WSP				
Project Name L13 MP 312 Valve Site		WSP Contact Name Tim Huff		Number of Containers	VOCs (EPA Method 8260) - 48 Hr TAT	GRO (WI Modified) - 10-day TAT	butane, ethane, isobutane, propane (RSK-175) 10-day TAT									Laboratory Name & Location Pace Analytical - Green Bay, WI		
Project Location Ft Atkinson, WI		WSP Contact E-mail tim.huff@wsp.com														Laboratory Project Manager Dan Milewsky		
Project Number & Task 31401967.705 - 01.00		WSP Contact Phone 571-217-6759														Requested Turn-Around-Time <input checked="" type="checkbox"/> Standard <input type="checkbox"/> 24 HR <input checked="" type="checkbox"/> 48 HR <input type="checkbox"/> 72 HR <input type="checkbox"/> _____ HR		
Sampler(s) Name(s) <i>Cal Johnson</i>		Sampler(s) Signature(s) <i>[Signature]</i>														Requested Deliverable <input checked="" type="checkbox"/> Level II <input type="checkbox"/> ERIMS EDD <input type="checkbox"/> Level III <input checked="" type="checkbox"/> GISKEY EDD <input type="checkbox"/> Level IV <input type="checkbox"/> EQUIS EDD		
Sample Identification	Matrix	Collection Start*		Collection Stop*													Sample Comments	
		Date	Time	Date	Time													
2021.04.01 - Ness - Potable Well	AQ	4/1/21	1355	-	-	3	X											Ness 001
Relinquished By (Signature) <i>[Signature]</i>		Date 4/1/21	Time 1800	Received By (Signature) <i>[Signature]</i>		Date 4-2-21	Time 0820	Shipment Method Fed Ex		Tracking Number(s) 72252187 MF 4-2-21								
Relinquished By (Signature) FedEx Express		Date 4-2-21	Time 0820	Received By (Signature) <i>[Signature]</i>		Date 4-2-21	Time 0820	Number of Packages 3		Custody Seal Number(s) _____								

*Use stop time/date for composite and/or air samples; use only start time/date for all other samples. Matrix: AQ = Aqueous, S = Soil, SE = Sediment, A = Air, W = Wipe, B = Bulk, O = Other (detail in comments) Page 13 of 15

Client Name: WSP

Sample Preservation Receipt Form

Project # 40724380

Pace Analytical Services, LLC
1241 Bellevue Street, Suite 9
Green Bay, WI 54302

All containers needing preservation have been checked and noted below: Yes No N/A

Lab Lot# of pH paper:

Lab Std #ID of preservation (if pH adjusted):

Initial when completed:


Date/Time:

Pace Lab #	Glass							Plastic					Vials				Jars				General			VOA Vials (>6mm) *	H2SO4 pH ≤2	NaOH+Zn Act pH ≥9	NaOH pH ≥12	HNO3 pH ≤2	pH after adjusted	Volume (mL)					
	AG1U	BG1U	AG1H	AG4S	AG4U	AG5U	AG2S	BG3U	BP1U	BP3U	BP3B	BP3N	BP3S	VG9A	DG9T	VG9U	VG9H	VG9M	VG9D	JGFU	JG9U	WGFU	WPFU								SP5T	ZPLC	GN		
001																																			2.5 / 5 / 10
002																																			2.5 / 5 / 10
003																																			2.5 / 5 / 10
004																																			2.5 / 5 / 10
005																																			2.5 / 5 / 10
006																																			2.5 / 5 / 10
007																																			2.5 / 5 / 10
008																																			2.5 / 5 / 10
009																																			2.5 / 5 / 10
010																																			2.5 / 5 / 10
011																																			2.5 / 5 / 10
012																																			2.5 / 5 / 10
013																																			2.5 / 5 / 10
014																																			2.5 / 5 / 10
015																																			2.5 / 5 / 10
016																																			2.5 / 5 / 10
017																																			2.5 / 5 / 10
018																																			2.5 / 5 / 10
019																																			2.5 / 5 / 10
020																																			2.5 / 5 / 10

MUR
4-7-21

Exceptions to preservation check: VOA, Coliform, TOC, TOX, TOH, O&G, WI DRO, Phenolics, Other: _____ Headspace in VOA Vials (>6mm) : Yes No N/A *If yes look in headspace column

AG1U	1 liter amber glass	BP1U	1 liter plastic unpres	VG9A	40 mL clear ascorbic	JGFU	4 oz amber jar unpres
BG1U	1 liter clear glass	BP3U	250 mL plastic unpres	DG9T	40 mL amber Na Thio	JG9U	9 oz amber jar unpres
AG1H	1 liter amber glass HCL	BP3B	250 mL plastic NaOH	VG9U	40 mL clear vial unpres	WGFU	4 oz clear jar unpres
AG4S	125 mL amber glass H2SO4	BP3N	250 mL plastic HNO3	VG9H	40 mL clear vial HCL	WPFU	4 oz plastic jar unpres
AG4U	120 mL amber glass unpres	BP3S	250 mL plastic H2SO4	VG9M	40 mL clear vial MeOH	SP5T	120 mL plastic Na Thiosulfate
AG5U	100 mL amber glass unpres			VG9D	40 mL clear vial DI	ZPLC	ziploc bag
AG2S	500 mL amber glass H2SO4					GN	
BG3U	250 mL clear glass unpres						

 1241 Bellevue Street, Green Bay, WI 54302	Document Name: Sample Condition Upon Receipt (SCUR)	Document Revised: 26Mar2020
	Document No.: ENV-FRM-GBAY-0014-Rev.00	Author: Pace Green Bay Quality Office


Sample Condition Upon Receipt Form (SCUR)

Client Name: WSP

Project #: _____

Courier: CS Logistics Fed Ex Speedee UPS Waltco
 Client Pace Other: _____

WO#: 40224380



40224380

Tracking #: 7854 9631 3639 - Mstr #

Custody Seal on Cooler/Box Present: Yes No **Seals intact:** Yes No

Custody Seal on Samples Present: Yes No **Seals intact:** Yes No

Packing Material: Bubble Wrap Bubble Bags None Other

Thermometer Used SR - 99 **Type of Ice:** Wet Blue Dry None Samples on ice, cooling process has begun

Cooler Temperature Uncorr: 1.0/2.0/1.0 Corr: 1.0/2.0/0.5

Temp Blank Present: Yes No 0.5 **Biological Tissue is Frozen:** Yes No

Person examining contents:

Date: 4-2-21 /Initials: MLR

Labeled By Initials: SKW

Temp should be above freezing to 6°C.
 Biota Samples may be received at ≤ 0°C if shipped on Dry Ice.

Chain of Custody Present: <input checked="" type="checkbox"/> Yes <input type="checkbox"/> No <input type="checkbox"/> N/A	1.	
Chain of Custody Filled Out: <input checked="" type="checkbox"/> Yes <input type="checkbox"/> No <input type="checkbox"/> N/A	2.	
Chain of Custody Relinquished: <input checked="" type="checkbox"/> Yes <input type="checkbox"/> No <input type="checkbox"/> N/A	3.	
Sampler Name & Signature on COC: <input checked="" type="checkbox"/> Yes <input type="checkbox"/> No <input type="checkbox"/> N/A	4.	
Samples Arrived within Hold Time: <input checked="" type="checkbox"/> Yes <input type="checkbox"/> No	5.	
- VOA Samples frozen upon receipt <input type="checkbox"/> Yes <input type="checkbox"/> No	Date/Time:	
Short Hold Time Analysis (<72hr): <input type="checkbox"/> Yes <input checked="" type="checkbox"/> No	6.	
Rush Turn Around Time Requested: <input checked="" type="checkbox"/> Yes <input type="checkbox"/> No	7.	
Sufficient Volume:	8.	
For Analysis: <input checked="" type="checkbox"/> Yes <input type="checkbox"/> No MS/MSD: <input type="checkbox"/> Yes <input checked="" type="checkbox"/> No <input type="checkbox"/> N/A		
Correct Containers Used: <input checked="" type="checkbox"/> Yes <input type="checkbox"/> No	9.	
-Pace Containers Used: <input checked="" type="checkbox"/> Yes <input type="checkbox"/> No <input type="checkbox"/> N/A		
-Pace IR Containers Used: <input type="checkbox"/> Yes <input type="checkbox"/> No <input checked="" type="checkbox"/> N/A		
Containers Intact: <input checked="" type="checkbox"/> Yes <input type="checkbox"/> No	10.	
Filtered volume received for Dissolved tests <input type="checkbox"/> Yes <input type="checkbox"/> No <input checked="" type="checkbox"/> N/A	11.	
Sample Labels match COC: <input checked="" type="checkbox"/> Yes <input type="checkbox"/> No <input type="checkbox"/> N/A	12.	
-Includes date/time/ID/Analysis Matrix: <u>W</u>		
Trip Blank Present: <input type="checkbox"/> Yes <input checked="" type="checkbox"/> No <input type="checkbox"/> N/A	13.	
Trip Blank Custody Seals Present <input type="checkbox"/> Yes <input type="checkbox"/> No <input checked="" type="checkbox"/> N/A		
Pace Trip Blank Lot # (if purchased): _____		

Client Notification/ Resolution: _____ If checked, see attached form for additional comments

Person Contacted: _____ Date/Time: _____

Comments/ Resolution: _____

PM Review is documented electronically in LIMs. By releasing the project, the PM acknowledges they have reviewed the sample logir

April 06, 2021

Timothy Huff
WSP USA
211 North Broadway
Saint Louis, MO 63102

RE: Project: 31401967.705-01.00 L13 MP 312
Pace Project No.: 40224381

Dear Timothy Huff:


Enclosed are the analytical results for sample(s) received by the laboratory on April 02, 2021. The results relate only to the samples included in this report. Results reported herein conform to the applicable TNI/NELAC Standards and the laboratory's Quality Manual, where applicable, unless otherwise noted in the body of the report.

The test results provided in this final report were generated by each of the following laboratories within the Pace Network:

- Pace Analytical Services - Green Bay

If you have any questions concerning this report, please feel free to contact me.

Sincerely,



Dan Milewsky
dan.milewsky@pacelabs.com
(920)469-2436
Project Manager

Enclosures

cc: Cal Johnson, WSP USA - MADISON
Brian Kimpel, WSP USA



REPORT OF LABORATORY ANALYSIS

This report shall not be reproduced, except in full,
without the written consent of Pace Analytical Services, LLC.

CERTIFICATIONS

Project: 31401967.705-01.00 L13 MP 312

Pace Project No.: 40224381

Pace Analytical Services Green Bay

1241 Bellevue Street, Green Bay, WI 54302

Florida/NELAP Certification #: E87948

Illinois Certification #: 200050

Kentucky UST Certification #: 82

Louisiana Certification #: 04168

Minnesota Certification #: 055-999-334

New York Certification #: 12064

North Dakota Certification #: R-150

Virginia VELAP ID: 460263

South Carolina Certification #: 83006001

Texas Certification #: T104704529-14-1

Wisconsin Certification #: 405132750

Wisconsin DATCP Certification #: 105-444

USDA Soil Permit #: P330-16-00157

Federal Fish & Wildlife Permit #: LE51774A-0

REPORT OF LABORATORY ANALYSIS

This report shall not be reproduced, except in full,
without the written consent of Pace Analytical Services, LLC.

SAMPLE SUMMARY

Project: 31401967.705-01.00 L13 MP 312

Pace Project No.: 40224381

Lab ID	Sample ID	Matrix	Date Collected	Date Received
40224381001	2021.04.01_OVERSON_POTABLE	Water	04/01/21 13:25	04/02/21 08:20

REPORT OF LABORATORY ANALYSIS

This report shall not be reproduced, except in full,
without the written consent of Pace Analytical Services, LLC.

SAMPLE ANALYTE COUNT

Project: 31401967.705-01.00 L13 MP 312
Pace Project No.: 40224381

Lab ID	Sample ID	Method	Analysts	Analytes Reported
40224381001	2021.04.01_OVERSON_POTABLE	EPA 8260	HNW	68

PASI-G = Pace Analytical Services - Green Bay

REPORT OF LABORATORY ANALYSIS

This report shall not be reproduced, except in full,
without the written consent of Pace Analytical Services, LLC.

ANALYTICAL RESULTS

Project: 31401967.705-01.00 L13 MP 312
Pace Project No.: 40224381

Sample: 2021.04.01_OVERSON_PO **Lab ID:** 40224381001 **Collected:** 04/01/21 13:25 **Received:** 04/02/21 08:20 **Matrix:** Water
TABLE

Parameters	Results	Units	LOQ	LOD	DF	Prepared	Analyzed	CAS No.	Qual
8260 MSV Oxygenates		Analytical Method: EPA 8260 Pace Analytical Services - Green Bay							
1,1,1,2-Tetrachloroethane	<0.27	ug/L	1.0	0.27	1		04/05/21 14:28	630-20-6	
1,1,1-Trichloroethane	<0.24	ug/L	1.0	0.24	1		04/05/21 14:28	71-55-6	
1,1,2,2-Tetrachloroethane	<0.28	ug/L	1.0	0.28	1		04/05/21 14:28	79-34-5	
1,1,2-Trichloroethane	<0.55	ug/L	5.0	0.55	1		04/05/21 14:28	79-00-5	
1,1-Dichloroethane	<0.27	ug/L	1.0	0.27	1		04/05/21 14:28	75-34-3	
1,1-Dichloroethene	<0.24	ug/L	1.0	0.24	1		04/05/21 14:28	75-35-4	
1,1-Dichloropropene	<0.54	ug/L	1.8	0.54	1		04/05/21 14:28	563-58-6	
1,2,3-Trichlorobenzene	<2.2	ug/L	7.4	2.2	1		04/05/21 14:28	87-61-6	
1,2,3-Trichloropropane	<0.59	ug/L	5.0	0.59	1		04/05/21 14:28	96-18-4	
1,2,4-Trichlorobenzene	<0.95	ug/L	5.0	0.95	1		04/05/21 14:28	120-82-1	
1,2,4-Trimethylbenzene	<0.84	ug/L	2.8	0.84	1		04/05/21 14:28	95-63-6	
1,2-Dibromo-3-chloropropane	<1.8	ug/L	5.9	1.8	1		04/05/21 14:28	96-12-8	
1,2-Dibromoethane (EDB)	<0.83	ug/L	2.8	0.83	1		04/05/21 14:28	106-93-4	
1,2-Dichlorobenzene	<0.71	ug/L	2.4	0.71	1		04/05/21 14:28	95-50-1	
1,2-Dichloroethane	<0.28	ug/L	1.0	0.28	1		04/05/21 14:28	107-06-2	
1,2-Dichloropropane	<0.28	ug/L	1.0	0.28	1		04/05/21 14:28	78-87-5	
1,3,5-Trimethylbenzene	<0.87	ug/L	2.9	0.87	1		04/05/21 14:28	108-67-8	
1,3-Dichlorobenzene	<0.63	ug/L	2.1	0.63	1		04/05/21 14:28	541-73-1	
1,3-Dichloropropane	<0.83	ug/L	2.8	0.83	1		04/05/21 14:28	142-28-9	
1,4-Dichlorobenzene	<0.94	ug/L	3.1	0.94	1		04/05/21 14:28	106-46-7	
2,2-Dichloropropane	<2.3	ug/L	7.6	2.3	1		04/05/21 14:28	594-20-7	
2-Chlorotoluene	<0.93	ug/L	5.0	0.93	1		04/05/21 14:28	95-49-8	
4-Chlorotoluene	<0.76	ug/L	2.5	0.76	1		04/05/21 14:28	106-43-4	
Benzene	<0.25	ug/L	1.0	0.25	1		04/05/21 14:28	71-43-2	
Bromobenzene	<0.24	ug/L	1.0	0.24	1		04/05/21 14:28	108-86-1	
Bromochloromethane	<0.36	ug/L	5.0	0.36	1		04/05/21 14:28	74-97-5	
Bromodichloromethane	<0.36	ug/L	1.2	0.36	1		04/05/21 14:28	75-27-4	
Bromoform	<4.0	ug/L	13.2	4.0	1		04/05/21 14:28	75-25-2	
Bromomethane	<0.97	ug/L	5.0	0.97	1		04/05/21 14:28	74-83-9	
Carbon tetrachloride	<1.1	ug/L	3.6	1.1	1		04/05/21 14:28	56-23-5	
Chlorobenzene	<0.71	ug/L	2.4	0.71	1		04/05/21 14:28	108-90-7	
Chloroethane	<1.3	ug/L	5.0	1.3	1		04/05/21 14:28	75-00-3	
Chloroform	<1.3	ug/L	5.0	1.3	1		04/05/21 14:28	67-66-3	
Chloromethane	<2.2	ug/L	7.3	2.2	1		04/05/21 14:28	74-87-3	
Cyclohexane	<1.3	ug/L	5.0	1.3	1		04/05/21 14:28	110-82-7	
Dibromochloromethane	<2.6	ug/L	8.7	2.6	1		04/05/21 14:28	124-48-1	
Dibromomethane	<0.94	ug/L	3.1	0.94	1		04/05/21 14:28	74-95-3	
Dichlorodifluoromethane	<0.50	ug/L	5.0	0.50	1		04/05/21 14:28	75-71-8	
Diisopropyl ether	<1.9	ug/L	6.3	1.9	1		04/05/21 14:28	108-20-3	
Ethylbenzene	<0.32	ug/L	1.1	0.32	1		04/05/21 14:28	100-41-4	
Hexachloro-1,3-butadiene	<1.5	ug/L	4.9	1.5	1		04/05/21 14:28	87-68-3	
Isopropylbenzene (Cumene)	<1.7	ug/L	5.6	1.7	1		04/05/21 14:28	98-82-8	
Methyl-tert-butyl ether	<1.2	ug/L	4.2	1.2	1		04/05/21 14:28	1634-04-4	
Methylcyclohexane	<0.87	ug/L	5.0	0.87	1		04/05/21 14:28	108-87-2	

REPORT OF LABORATORY ANALYSIS

This report shall not be reproduced, except in full,
without the written consent of Pace Analytical Services, LLC.

ANALYTICAL RESULTS

Project: 31401967.705-01.00 L13 MP 312

Pace Project No.: 40224381

Sample: 2021.04.01_OVERSON_PO **Lab ID:** 40224381001 **Collected:** 04/01/21 13:25 **Received:** 04/02/21 08:20 **Matrix:** Water
TABLE

Parameters	Results	Units	LOQ	LOD	DF	Prepared	Analyzed	CAS No.	Qual
8260 MSV Oxygenates		Analytical Method: EPA 8260 Pace Analytical Services - Green Bay							
Methylene Chloride	<0.58	ug/L	5.0	0.58	1		04/05/21 14:28	75-09-2	
Naphthalene	<1.2	ug/L	5.0	1.2	1		04/05/21 14:28	91-20-3	
Styrene	<3.0	ug/L	10.0	3.0	1		04/05/21 14:28	100-42-5	
Tetrachloroethene	<0.33	ug/L	1.1	0.33	1		04/05/21 14:28	127-18-4	
Toluene	<0.27	ug/L	1.0	0.27	1		04/05/21 14:28	108-88-3	
Trichloroethene	<0.26	ug/L	1.0	0.26	1		04/05/21 14:28	79-01-6	
Trichlorofluoromethane	<0.21	ug/L	1.0	0.21	1		04/05/21 14:28	75-69-4	
Vinyl chloride	<0.17	ug/L	1.0	0.17	1		04/05/21 14:28	75-01-4	
cis-1,2-Dichloroethene	<0.27	ug/L	1.0	0.27	1		04/05/21 14:28	156-59-2	
cis-1,3-Dichloropropene	<3.6	ug/L	12.1	3.6	1		04/05/21 14:28	10061-01-5	
m&p-Xylene	<0.47	ug/L	2.0	0.47	1		04/05/21 14:28	179601-23-1	
n-Butylbenzene	<0.71	ug/L	2.4	0.71	1		04/05/21 14:28	104-51-8	
n-Heptane	<2.0	ug/L	6.7	2.0	1		04/05/21 14:28	142-82-5	
n-Hexane	<1.7	ug/L	5.7	1.7	1		04/05/21 14:28	110-54-3	
n-Propylbenzene	<0.81	ug/L	5.0	0.81	1		04/05/21 14:28	103-65-1	
o-Xylene	<0.26	ug/L	1.0	0.26	1		04/05/21 14:28	95-47-6	
p-Isopropyltoluene	<0.80	ug/L	2.7	0.80	1		04/05/21 14:28	99-87-6	
sec-Butylbenzene	<0.85	ug/L	5.0	0.85	1		04/05/21 14:28	135-98-8	
tert-Butylbenzene	<0.30	ug/L	1.0	0.30	1		04/05/21 14:28	98-06-6	
trans-1,2-Dichloroethene	<0.46	ug/L	1.5	0.46	1		04/05/21 14:28	156-60-5	
trans-1,3-Dichloropropene	<4.4	ug/L	14.6	4.4	1		04/05/21 14:28	10061-02-6	
Surrogates									
Dibromofluoromethane (S)	102	%	70-130		1		04/05/21 14:28	1868-53-7	
Toluene-d8 (S)	103	%	70-130		1		04/05/21 14:28	2037-26-5	
4-Bromofluorobenzene (S)	103	%	70-130		1		04/05/21 14:28	460-00-4	

REPORT OF LABORATORY ANALYSIS

This report shall not be reproduced, except in full,
without the written consent of Pace Analytical Services, LLC.

QUALITY CONTROL DATA

Project: 31401967.705-01.00 L13 MP 312
Pace Project No.: 40224381

QC Batch: 381438	Analysis Method: EPA 8260
QC Batch Method: EPA 8260	Analysis Description: 8260 MSV Oxygenates
	Laboratory: Pace Analytical Services - Green Bay

Associated Lab Samples: 40224381001

METHOD BLANK: 2200299 Matrix: Water
Associated Lab Samples: 40224381001

Parameter	Units	Blank Result	Reporting Limit	Analyzed	Qualifiers
1,1,1,2-Tetrachloroethane	ug/L	<0.27	1.0	04/05/21 08:46	
1,1,1-Trichloroethane	ug/L	<0.24	1.0	04/05/21 08:46	
1,1,2,2-Tetrachloroethane	ug/L	<0.28	1.0	04/05/21 08:46	
1,1,2-Trichloroethane	ug/L	<0.55	5.0	04/05/21 08:46	
1,1-Dichloroethane	ug/L	<0.27	1.0	04/05/21 08:46	
1,1-Dichloroethene	ug/L	<0.24	1.0	04/05/21 08:46	
1,1-Dichloropropene	ug/L	<0.54	1.8	04/05/21 08:46	
1,2,3-Trichlorobenzene	ug/L	<2.2	7.4	04/05/21 08:46	
1,2,3-Trichloropropane	ug/L	<0.59	5.0	04/05/21 08:46	
1,2,4-Trichlorobenzene	ug/L	<0.95	5.0	04/05/21 08:46	
1,2,4-Trimethylbenzene	ug/L	<0.84	2.8	04/05/21 08:46	
1,2-Dibromo-3-chloropropane	ug/L	<1.8	5.9	04/05/21 08:46	
1,2-Dibromoethane (EDB)	ug/L	<0.83	2.8	04/05/21 08:46	
1,2-Dichlorobenzene	ug/L	<0.71	2.4	04/05/21 08:46	
1,2-Dichloroethane	ug/L	<0.28	1.0	04/05/21 08:46	
1,2-Dichloropropane	ug/L	<0.28	1.0	04/05/21 08:46	
1,3,5-Trimethylbenzene	ug/L	<0.87	2.9	04/05/21 08:46	
1,3-Dichlorobenzene	ug/L	<0.63	2.1	04/05/21 08:46	
1,3-Dichloropropane	ug/L	<0.83	2.8	04/05/21 08:46	
1,4-Dichlorobenzene	ug/L	<0.94	3.1	04/05/21 08:46	
2,2-Dichloropropane	ug/L	<2.3	7.6	04/05/21 08:46	
2-Chlorotoluene	ug/L	<0.93	5.0	04/05/21 08:46	
4-Chlorotoluene	ug/L	<0.76	2.5	04/05/21 08:46	
Benzene	ug/L	<0.25	1.0	04/05/21 08:46	
Bromobenzene	ug/L	<0.24	1.0	04/05/21 08:46	
Bromochloromethane	ug/L	<0.36	5.0	04/05/21 08:46	
Bromodichloromethane	ug/L	<0.36	1.2	04/05/21 08:46	
Bromoform	ug/L	<4.0	13.2	04/05/21 08:46	
Bromomethane	ug/L	<0.97	5.0	04/05/21 08:46	
Carbon tetrachloride	ug/L	<1.1	3.6	04/05/21 08:46	
Chlorobenzene	ug/L	<0.71	2.4	04/05/21 08:46	
Chloroethane	ug/L	<1.3	5.0	04/05/21 08:46	
Chloroform	ug/L	<1.3	5.0	04/05/21 08:46	
Chloromethane	ug/L	<2.2	7.3	04/05/21 08:46	
cis-1,2-Dichloroethene	ug/L	<0.27	1.0	04/05/21 08:46	
cis-1,3-Dichloropropene	ug/L	<3.6	12.1	04/05/21 08:46	
Cyclohexane	ug/L	<1.3	5.0	04/05/21 08:46	
Dibromochloromethane	ug/L	<2.6	8.7	04/05/21 08:46	
Dibromomethane	ug/L	<0.94	3.1	04/05/21 08:46	
Dichlorodifluoromethane	ug/L	<0.50	5.0	04/05/21 08:46	

Results presented on this page are in the units indicated by the "Units" column except where an alternate unit is presented to the right of the result.

REPORT OF LABORATORY ANALYSIS

This report shall not be reproduced, except in full,
without the written consent of Pace Analytical Services, LLC.

QUALITY CONTROL DATA

Project: 31401967.705-01.00 L13 MP 312
Pace Project No.: 40224381

METHOD BLANK: 2200299 Matrix: Water
Associated Lab Samples: 40224381001

Parameter	Units	Blank Result	Reporting Limit	Analyzed	Qualifiers
Diisopropyl ether	ug/L	<1.9	6.3	04/05/21 08:46	
Ethylbenzene	ug/L	<0.32	1.1	04/05/21 08:46	
Hexachloro-1,3-butadiene	ug/L	<1.5	4.9	04/05/21 08:46	
Isopropylbenzene (Cumene)	ug/L	<1.7	5.6	04/05/21 08:46	
m&p-Xylene	ug/L	<0.47	2.0	04/05/21 08:46	
Methyl-tert-butyl ether	ug/L	<1.2	4.2	04/05/21 08:46	
Methylcyclohexane	ug/L	<0.87	5.0	04/05/21 08:46	
Methylene Chloride	ug/L	<0.58	5.0	04/05/21 08:46	
n-Butylbenzene	ug/L	<0.71	2.4	04/05/21 08:46	
n-Heptane	ug/L	<2.0	6.7	04/05/21 08:46	
n-Hexane	ug/L	<1.7	5.7	04/05/21 08:46	
n-Propylbenzene	ug/L	<0.81	5.0	04/05/21 08:46	
Naphthalene	ug/L	<1.2	5.0	04/05/21 08:46	
o-Xylene	ug/L	<0.26	1.0	04/05/21 08:46	
p-Isopropyltoluene	ug/L	<0.80	2.7	04/05/21 08:46	
sec-Butylbenzene	ug/L	<0.85	5.0	04/05/21 08:46	
Styrene	ug/L	<3.0	10.0	04/05/21 08:46	
tert-Butylbenzene	ug/L	<0.30	1.0	04/05/21 08:46	
Tetrachloroethene	ug/L	<0.33	1.1	04/05/21 08:46	
Toluene	ug/L	<0.27	1.0	04/05/21 08:46	
trans-1,2-Dichloroethene	ug/L	<0.46	1.5	04/05/21 08:46	
trans-1,3-Dichloropropene	ug/L	<4.4	14.6	04/05/21 08:46	
Trichloroethene	ug/L	<0.26	1.0	04/05/21 08:46	
Trichlorofluoromethane	ug/L	<0.21	1.0	04/05/21 08:46	
Vinyl chloride	ug/L	<0.17	1.0	04/05/21 08:46	
4-Bromofluorobenzene (S)	%	102	70-130	04/05/21 08:46	
Dibromofluoromethane (S)	%	97	70-130	04/05/21 08:46	
Toluene-d8 (S)	%	103	70-130	04/05/21 08:46	

LABORATORY CONTROL SAMPLE: 2200300

Parameter	Units	Spike Conc.	LCS Result	LCS % Rec	% Rec Limits	Qualifiers
1,1,1-Trichloroethane	ug/L	50	49.8	100	70-130	
1,1,1,2-Tetrachloroethane	ug/L	50	45.1	90	66-130	
1,1,2-Trichloroethane	ug/L	50	50.6	101	70-130	
1,1-Dichloroethane	ug/L	50	49.2	98	68-132	
1,1-Dichloroethene	ug/L	50	45.6	91	85-126	
1,2,4-Trichlorobenzene	ug/L	50	49.5	99	70-130	
1,2-Dibromo-3-chloropropane	ug/L	50	44.0	88	51-126	
1,2-Dibromoethane (EDB)	ug/L	50	48.7	97	70-130	
1,2-Dichlorobenzene	ug/L	50	49.5	99	70-130	
1,2-Dichloroethane	ug/L	50	48.3	97	70-130	
1,2-Dichloropropane	ug/L	50	51.7	103	78-125	
1,3-Dichlorobenzene	ug/L	50	50.5	101	70-130	

Results presented on this page are in the units indicated by the "Units" column except where an alternate unit is presented to the right of the result.

REPORT OF LABORATORY ANALYSIS

This report shall not be reproduced, except in full,
without the written consent of Pace Analytical Services, LLC.

QUALITY CONTROL DATA

Project: 31401967.705-01.00 L13 MP 312
Pace Project No.: 40224381

LABORATORY CONTROL SAMPLE: 2200300

Parameter	Units	Spike Conc.	LCS Result	LCS % Rec	% Rec Limits	Qualifiers
1,4-Dichlorobenzene	ug/L	50	49.6	99	70-130	
Benzene	ug/L	50	46.7	93	70-132	
Bromodichloromethane	ug/L	50	52.8	106	70-130	
Bromoform	ug/L	50	50.8	102	65-130	
Bromomethane	ug/L	50	37.0	74	44-128	
Carbon tetrachloride	ug/L	50	53.8	108	70-130	
Chlorobenzene	ug/L	50	52.6	105	70-130	
Chloroethane	ug/L	50	44.9	90	73-137	
Chloroform	ug/L	50	49.5	99	80-122	
Chloromethane	ug/L	50	36.5	73	27-148	
cis-1,2-Dichloroethene	ug/L	50	47.0	94	70-130	
cis-1,3-Dichloropropene	ug/L	50	53.9	108	70-130	
Cyclohexane	ug/L	50	51.2	102	50-150	
Dibromochloromethane	ug/L	50	47.3	95	70-130	
Dichlorodifluoromethane	ug/L	50	38.3	77	22-151	
Ethylbenzene	ug/L	50	52.4	105	80-123	
Isopropylbenzene (Cumene)	ug/L	50	51.7	103	70-130	
m&p-Xylene	ug/L	100	103	103	70-130	
Methyl-tert-butyl ether	ug/L	50	45.5	91	66-130	
Methylcyclohexane	ug/L	50	58.1	116	50-150	
Methylene Chloride	ug/L	50	44.0	88	70-130	
o-Xylene	ug/L	50	50.2	100	70-130	
Styrene	ug/L	50	52.4	105	70-130	
Tetrachloroethene	ug/L	50	54.3	109	70-130	
Toluene	ug/L	50	50.4	101	80-121	
trans-1,2-Dichloroethene	ug/L	50	45.9	92	70-130	
trans-1,3-Dichloropropene	ug/L	50	53.1	106	58-125	
Trichloroethene	ug/L	50	55.8	112	70-130	
Trichlorofluoromethane	ug/L	50	50.4	101	84-148	
Vinyl chloride	ug/L	50	43.7	87	63-142	
4-Bromofluorobenzene (S)	%			106	70-130	
Dibromofluoromethane (S)	%			101	70-130	
Toluene-d8 (S)	%			104	70-130	

MATRIX SPIKE & MATRIX SPIKE DUPLICATE: 2200357 2200358

Parameter	Units	MS		MSD		MS Result	MSD Result	MS % Rec	MSD % Rec	% Rec Limits	RPD	Max RPD	Qual
		40224374001 Result	Spike Conc.	Spike Conc.	Conc.								
1,1,1-Trichloroethane	ug/L	<0.24	50	50	54.7	54.2	109	108	70-130	1	20		
1,1,2,2-Tetrachloroethane	ug/L	<0.28	50	50	50.3	51.0	101	102	66-130	1	20		
1,1,2-Trichloroethane	ug/L	<0.55	50	50	54.7	56.8	109	114	70-130	4	20		
1,1,2-Dichloroethane	ug/L	<0.27	50	50	52.5	52.5	105	105	68-132	0	20		
1,1-Dichloroethene	ug/L	<0.24	50	50	50.2	49.3	100	99	76-132	2	20		
1,2,4-Trichlorobenzene	ug/L	<0.95	50	50	54.7	54.7	109	109	70-130	0	20		

Results presented on this page are in the units indicated by the "Units" column except where an alternate unit is presented to the right of the result.

REPORT OF LABORATORY ANALYSIS

This report shall not be reproduced, except in full,
without the written consent of Pace Analytical Services, LLC.

QUALITY CONTROL DATA

Project: 31401967.705-01.00 L13 MP 312

Pace Project No.: 40224381

Parameter	Units	2200357		2200358		MS Result	MSD Result	MS % Rec	MSD % Rec	% Rec Limits	Max RPD	RPD	Qual
		40224374001 Result	MS Spike Conc.	MSD Spike Conc.	MS Result								
1,2-Dibromo-3-chloropropane	ug/L	<1.8	50	50	49.7	46.5	99	93	51-126	7	20		
1,2-Dibromoethane (EDB)	ug/L	<0.83	50	50	53.1	54.3	106	109	70-130	2	20		
1,2-Dichlorobenzene	ug/L	<0.71	50	50	53.5	53.4	107	107	70-130	0	20		
1,2-Dichloroethane	ug/L	<0.28	50	50	53.0	52.7	106	105	70-130	1	20		
1,2-Dichloropropane	ug/L	<0.28	50	50	53.6	54.9	107	110	77-125	2	20		
1,3-Dichlorobenzene	ug/L	<0.63	50	50	54.9	55.5	110	111	70-130	1	20		
1,4-Dichlorobenzene	ug/L	<0.94	50	50	54.3	54.2	109	108	70-130	0	20		
Benzene	ug/L	<0.25	50	50	51.3	51.1	103	102	70-132	0	20		
Bromodichloromethane	ug/L	<0.36	50	50	57.6	57.1	115	114	70-130	1	20		
Bromoform	ug/L	<4.0	50	50	55.8	54.7	112	109	65-130	2	20		
Bromomethane	ug/L	<0.97	50	50	41.1	42.8	82	86	44-128	4	21		
Carbon tetrachloride	ug/L	<1.1	50	50	56.8	57.5	114	115	70-132	1	20		
Chlorobenzene	ug/L	<0.71	50	50	56.0	56.2	112	112	70-130	0	20		
Chloroethane	ug/L	<1.3	50	50	59.1	49.4	118	99	70-137	18	20		
Chloroform	ug/L	<1.3	50	50	53.5	53.3	107	107	80-122	0	20		
Chloromethane	ug/L	<2.2	50	50	40.9	41.2	82	82	17-149	1	20		
cis-1,2-Dichloroethene	ug/L	<0.27	50	50	51.6	51.5	103	103	70-130	0	20		
cis-1,3-Dichloropropene	ug/L	<3.6	50	50	58.8	57.4	118	115	70-130	2	20		
Cyclohexane	ug/L	<1.3	50	50	56.3	55.6	113	111	50-150	1	20		
Dibromochloromethane	ug/L	<2.6	50	50	51.8	50.7	104	101	70-130	2	20		
Dichlorodifluoromethane	ug/L	<0.50	50	50	41.2	40.2	82	80	22-158	2	20		
Ethylbenzene	ug/L	<0.32	50	50	56.5	56.8	113	114	80-123	1	20		
Isopropylbenzene (Cumene)	ug/L	<1.7	50	50	55.7	55.4	111	111	70-130	0	20		
m&p-Xylene	ug/L	<0.47	100	100	111	112	111	112	70-130	1	20		
Methyl-tert-butyl ether	ug/L	<1.2	50	50	50.0	49.5	100	99	66-130	1	20		
Methylcyclohexane	ug/L	<0.87	50	50	61.5	61.1	123	122	50-150	1	20		
Methylene Chloride	ug/L	<0.58	50	50	49.6	48.8	99	98	70-130	2	20		
o-Xylene	ug/L	<0.26	50	50	53.6	55.6	107	111	70-130	4	20		
Styrene	ug/L	<3.0	50	50	56.2	56.6	112	113	70-130	1	20		
Tetrachloroethene	ug/L	<0.33	50	50	57.4	56.6	115	113	70-130	1	20		
Toluene	ug/L	<0.27	50	50	54.8	55.8	110	112	80-121	2	20		
trans-1,2-Dichloroethene	ug/L	<0.46	50	50	50.7	50.1	101	100	70-134	1	20		
trans-1,3-Dichloropropene	ug/L	<4.4	50	50	57.4	57.6	115	115	58-130	0	20		
Trichloroethene	ug/L	<0.26	50	50	58.4	59.8	117	120	70-130	2	20		
Trichlorofluoromethane	ug/L	<0.21	50	50	55.2	54.7	110	109	82-151	1	20		
Vinyl chloride	ug/L	<0.17	50	50	46.9	47.1	94	94	61-143	1	20		
4-Bromofluorobenzene (S)	%						105	106	70-130				
Dibromofluoromethane (S)	%						100	100	70-130				
Toluene-d8 (S)	%						104	103	70-130				

Results presented on this page are in the units indicated by the "Units" column except where an alternate unit is presented to the right of the result.

REPORT OF LABORATORY ANALYSIS

This report shall not be reproduced, except in full,
without the written consent of Pace Analytical Services, LLC.

QUALIFIERS

Project: 31401967.705-01.00 L13 MP 312

Pace Project No.: 40224381

DEFINITIONS

DF - Dilution Factor, if reported, represents the factor applied to the reported data due to dilution of the sample aliquot.

ND - Not Detected at or above LOD.

J - Estimated concentration at or above the LOD and below the LOQ.

LOD - Limit of Detection adjusted for dilution factor, percent moisture, initial weight and final volume.

LOQ - Limit of Quantitation adjusted for dilution factor, percent moisture, initial weight and final volume.

S - Surrogate

1,2-Diphenylhydrazine decomposes to and cannot be separated from Azobenzene using Method 8270. The result for each analyte is a combined concentration.

Consistent with EPA guidelines, unrounded data are displayed and have been used to calculate % recovery and RPD values.

LCS(D) - Laboratory Control Sample (Duplicate)

MS(D) - Matrix Spike (Duplicate)

DUP - Sample Duplicate

RPD - Relative Percent Difference

NC - Not Calculable.

SG - Silica Gel - Clean-Up

U - Indicates the compound was analyzed for, but not detected at or above the adjusted LOD.

N-Nitrosodiphenylamine decomposes and cannot be separated from Diphenylamine using Method 8270. The result reported for each analyte is a combined concentration.

Pace Analytical is TNI accredited. Contact your Pace PM for the current list of accredited analytes.

TNI - The NELAC Institute.

WORKORDER QUALIFIERS

WO: 40224381

[1] Mass spectral library search was performed on this sample. Tentatively Identified Compounds (TIC's) were not present.

REPORT OF LABORATORY ANALYSIS

This report shall not be reproduced, except in full,
without the written consent of Pace Analytical Services, LLC.

QUALITY CONTROL DATA CROSS REFERENCE TABLE

Project: 31401967.705-01.00 L13 MP 312

Pace Project No.: 40224381

Lab ID	Sample ID	QC Batch Method	QC Batch	Analytical Method	Analytical Batch
40224381001	2021.04.01_OVERSON_POTABLE	EPA 8260	381438		

REPORT OF LABORATORY ANALYSIS

This report shall not be reproduced, except in full,
without the written consent of Pace Analytical Services, LLC.

CHAIN-OF-CUSTODY RECORD

40024381

WSP Office Address 5957 McKee Road, Suite 7, Madison, WI 53719						Requested Analyses & Preservatives												No. WSP					
Project Name L13 MP 312 Valve Site			WSP Contact Name Tim Huff			Number of Containers	VOCs (EPA Method 8260) - 48 Hr TAT	GRO (WI Modified) - 10-day TAT	butane, ethane, isobutane, propane (RSK-175) 10-day TAT													Laboratory Name & Location Pace Analytical - Green Bay, WI	
Project Location Ft Atkinson, WI			WSP Contact E-mail tim.huff@wsp.com							Laboratory Project Manager Dan Milewsky													
Project Number & Task 31401967.705 - 01.00			WSP Contact Phone 571-217-6759							Requested Turn-Around-Time <input checked="" type="checkbox"/> Standard <input type="checkbox"/> 24 HR <input checked="" type="checkbox"/> 48 HR <input type="checkbox"/> 72 HR <input type="checkbox"/> _____ HR													
Sampler(s) Name(s) <i>Cal Johnson</i>			Sampler(s) Signature(s) <i>[Signature]</i>							Requested Deliverable <input checked="" type="checkbox"/> Level II <input type="checkbox"/> ERIMS EDD <input type="checkbox"/> Level III <input checked="" type="checkbox"/> GISKEY EDD <input type="checkbox"/> Level IV <input type="checkbox"/> EQUIS EDD													
Sample Identification		Matrix	Collection Start* Date Time		Collection Stop* Date Time													Sample Comments					
2021-04-01-Duerson - Potable well		AQ	4/1/21	1325	-	-	3	X										Duerson Oel					
Relinquished By (Signature) <i>[Signature]</i>		Date 4/1/21	Time 1806	Received By (Signature)		Date	Time	Shipment Method Fed Ex		Tracking Number(s) see serial number 4-7-21													
Relinquished By (Signature) FedEx Express		Date 4-2-21	Time 0630	Received By (Signature) <i>[Signature]</i>		Date 4-2-21	Time 0630	Number of Packages 3		Custody Seal Number(s) _____													

*Use stop time/date for composite and/or air samples; use only start time/date for all other samples. Matrix: AQ = Aqueous, S = Soil, SE = Sediment, A = Air, W = Wipe, B = Bulk, O = Other (detail in comments) Page 13 of 13

Client Name: WSP

Sample Preservation Receipt Form

Project # 40224381

Pace Analytical Services, LLC
1241 Bellevue Street, Suite 9
Green Bay, WI 54302

All containers needing preservation have been checked and noted below: Yes No N/A

Lab Lot# of pH paper:

Lab Std #ID of preservation (if pH adjusted):

Initial when completed:


Date/Time:

Pace Lab #	Glass							Plastic					Vials				Jars				General			VOA Vials (>6mm) *	H2SO4 pH ≤2	NaOH+Zn Act pH ≥9	NaOH pH ≥12	HNO3 pH ≤2	pH after adjusted	Volume (mL)			
	AG1U	BG1U	AG1H	AG4S	AG4U	AG5U	AG2S	BP1U	BP3U	BP3B	BP3N	BP3S	VG9A	DG9T	VG9U	VG9H	VG9M	VG9D	JGFU	JG9U	WGFU	WPFU	SP5T								ZPLC	GN	
001																																	2.5 / 5 / 10
002																																	2.5 / 5 / 10
003																																	2.5 / 5 / 10
004																																	2.5 / 5 / 10
005																																	2.5 / 5 / 10
006																																	2.5 / 5 / 10
007																																	2.5 / 5 / 10
008																																	2.5 / 5 / 10
009																																	2.5 / 5 / 10
010																																	2.5 / 5 / 10
011																																	2.5 / 5 / 10
012																																	2.5 / 5 / 10
013																																	2.5 / 5 / 10
014																																	2.5 / 5 / 10
015																																	2.5 / 5 / 10
016																																	2.5 / 5 / 10
017																																	2.5 / 5 / 10
018																																	2.5 / 5 / 10
019																																	2.5 / 5 / 10
020																																	2.5 / 5 / 10

WSP
4-2-21

Exceptions to preservation check: VOA, Coliform, TOC, TOX, TOH, O&G, WI DRO, Phenolics, Other: _____ Headspace in VOA Vials (>6mm) : Yes No N/A *If yes look in headspace column

AG1U 1 liter amber glass	BP1U 1 liter plastic unpres	VG9A 40 mL clear ascorbic	JGFU 4 oz amber jar unpres
BG1U 1 liter clear glass	BP3U 250 mL plastic unpres	DG9T 40 mL amber Na Thio	JG9U 9 oz amber jar unpres
AG1H 1 liter amber glass HCL	BP3B 250 mL plastic NaOH	VG9U 40 mL clear vial unpres	WGFU 4 oz clear jar unpres
AG4S 125 mL amber glass H2SO4	BP3N 250 mL plastic HNO3	VG9H 40 mL clear vial HCL	WPFU 4 oz plastic jar unpres
AG4U 120 mL amber glass unpres	BP3S 250 mL plastic H2SO4	VG9M 40 mL clear vial MeOH	SP5T 120 mL plastic Na Thiosulfate
AG5U 100 mL amber glass unpres		VG9D 40 mL clear vial DI	ZPLC ziploc bag
AG2S 500 mL amber glass H2SO4			GN
BG3U 250 mL clear glass unpres			

 1241 Bellevue Street, Green Bay, WI 54302	Document Name: Sample Condition Upon Receipt (SCUR)	Document Revised: 26Mar2020
	Document No.: ENV-FRM-GBAY-0014-Rev.00	Author: Pace Green Bay Quality Office

Sample Condition Upon Receipt Form (SCUR)

Project #:

Client Name: WSP

WO#: 40224381

Courier: CS Logistics Fed Ex Speedee UPS Waltco
 Client Pace Other: _____



Tracking #: 7851 9631 3539 - Mstr #

Custody Seal on Cooler/Box Present: yes no Seals intact: yes no

Custody Seal on Samples Present: yes no Seals intact: yes no

Packing Material: Bubble Wrap Bubble Bags None Other

Thermometer Used SR - 99 Type of Ice: Wet Blue Dry None Samples on ice, cooling process has begun

Cooler Temperature Uncorr: 1.0/2.0/1.0 Corr: 1.0/2.0/0.5

Temp Blank Present: yes no ^{0.5} Biological Tissue is Frozen: yes no

Person examining contents:	
Date: <u>4-2-21</u>	Initials: <u>MLR</u>
Labeled By Initials: <u>STW</u>	

Temp should be above freezing to 6°C.
 Biota Samples may be received at ≤ 0°C if shipped on Dry Ice.

Chain of Custody Present:	<input checked="" type="checkbox"/> Yes <input type="checkbox"/> No <input type="checkbox"/> N/A	1.
Chain of Custody Filled Out:	<input checked="" type="checkbox"/> Yes <input type="checkbox"/> No <input type="checkbox"/> N/A	2.
Chain of Custody Relinquished:	<input checked="" type="checkbox"/> Yes <input type="checkbox"/> No <input type="checkbox"/> N/A	3.
Sampler Name & Signature on COC:	<input checked="" type="checkbox"/> Yes <input type="checkbox"/> No <input type="checkbox"/> N/A	4.
Samples Arrived within Hold Time:	<input checked="" type="checkbox"/> Yes <input type="checkbox"/> No	5.
- VOA Samples frozen upon receipt	<input type="checkbox"/> Yes <input type="checkbox"/> No	Date/Time:
Short Hold Time Analysis (<72hr):	<input type="checkbox"/> Yes <input checked="" type="checkbox"/> No	6.
Rush Turn Around Time Requested:	<input checked="" type="checkbox"/> Yes <input type="checkbox"/> No	7.
Sufficient Volume:		8.
For Analysis: <input checked="" type="checkbox"/> Yes <input type="checkbox"/> No MS/MSD: <input type="checkbox"/> Yes <input checked="" type="checkbox"/> No <input type="checkbox"/> N/A		
Correct Containers Used:	<input checked="" type="checkbox"/> Yes <input type="checkbox"/> No	9.
-Pace Containers Used:	<input checked="" type="checkbox"/> Yes <input type="checkbox"/> No <input type="checkbox"/> N/A	
-Pace IR Containers Used:	<input type="checkbox"/> Yes <input type="checkbox"/> No <input checked="" type="checkbox"/> N/A	
Containers Intact:	<input checked="" type="checkbox"/> Yes <input type="checkbox"/> No	10.
Filtered volume received for Dissolved tests	<input type="checkbox"/> Yes <input type="checkbox"/> No <input checked="" type="checkbox"/> N/A	11.
Sample Labels match COC:	<input checked="" type="checkbox"/> Yes <input type="checkbox"/> No <input type="checkbox"/> N/A	12.
-Includes date/time/ID/Analysis Matrix: <u>W</u>		
Trip Blank Present:	<input type="checkbox"/> Yes <input checked="" type="checkbox"/> No <input type="checkbox"/> N/A	13.
Trip Blank Custody Seals Present	<input type="checkbox"/> Yes <input type="checkbox"/> No <input checked="" type="checkbox"/> N/A	
Pace Trip Blank Lot # (if purchased):		

Client Notification/ Resolution: _____ If checked, see attached form for additional comments

Person Contacted: _____ Date/Time: _____

Comments/ Resolution: _____

PM Review is documented electronically in LIMs. By releasing the project, the PM acknowledges they have reviewed the sample logir

April 06, 2021

Timothy Huff
WSP USA
211 North Broadway
Saint Louis, MO 63102

RE: Project: 31401967.705-01.00 L13 MP 312
Pace Project No.: 40224378

Dear Timothy Huff:

Enclosed are the analytical results for sample(s) received by the laboratory on April 02, 2021. The results relate only to the samples included in this report. Results reported herein conform to the applicable TNI/NELAC Standards and the laboratory's Quality Manual, where applicable, unless otherwise noted in the body of the report.

The test results provided in this final report were generated by each of the following laboratories within the Pace Network:

- Pace Analytical Services - Green Bay

If you have any questions concerning this report, please feel free to contact me.

Sincerely,



Dan Milewsky
dan.milewsky@pacelabs.com
(920)469-2436
Project Manager

Enclosures

cc: Cal Johnson, WSP USA - MADISON
Brian Kimpel, WSP USA



REPORT OF LABORATORY ANALYSIS

This report shall not be reproduced, except in full,
without the written consent of Pace Analytical Services, LLC.

CERTIFICATIONS

Project: 31401967.705-01.00 L13 MP 312

Pace Project No.: 40224378

Pace Analytical Services Green Bay

1241 Bellevue Street, Green Bay, WI 54302

Florida/NELAP Certification #: E87948

Illinois Certification #: 200050

Kentucky UST Certification #: 82

Louisiana Certification #: 04168

Minnesota Certification #: 055-999-334

New York Certification #: 12064

North Dakota Certification #: R-150

Virginia VELAP ID: 460263

South Carolina Certification #: 83006001

Texas Certification #: T104704529-14-1

Wisconsin Certification #: 405132750

Wisconsin DATCP Certification #: 105-444

USDA Soil Permit #: P330-16-00157

Federal Fish & Wildlife Permit #: LE51774A-0

REPORT OF LABORATORY ANALYSIS

This report shall not be reproduced, except in full,
without the written consent of Pace Analytical Services, LLC.

SAMPLE SUMMARY

Project: 31401967.705-01.00 L13 MP 312

Pace Project No.: 40224378

Lab ID	Sample ID	Matrix	Date Collected	Date Received
40224378001	2021.04.01_WILSON_POTABLE	Water	04/01/21 14:18	04/02/21 08:20

REPORT OF LABORATORY ANALYSIS

This report shall not be reproduced, except in full,
without the written consent of Pace Analytical Services, LLC.

SAMPLE ANALYTE COUNT

Project: 31401967.705-01.00 L13 MP 312

Pace Project No.: 40224378

Lab ID	Sample ID	Method	Analysts	Analytes Reported
40224378001	2021.04.01_WILSON_POTABLE	EPA 8260	HNW	68

PASI-G = Pace Analytical Services - Green Bay

REPORT OF LABORATORY ANALYSIS

This report shall not be reproduced, except in full,
without the written consent of Pace Analytical Services, LLC.

ANALYTICAL RESULTS

Project: 31401967.705-01.00 L13 MP 312

Pace Project No.: 40224378

Sample: 2021.04.01_WILSON_POTA **Lab ID:** 40224378001 **Collected:** 04/01/21 14:18 **Received:** 04/02/21 08:20 **Matrix:** Water
BLE

Parameters	Results	Units	LOQ	LOD	DF	Prepared	Analyzed	CAS No.	Qual
8260 MSV Oxygenates		Analytical Method: EPA 8260 Pace Analytical Services - Green Bay							
1,1,1,2-Tetrachloroethane	<0.27	ug/L	1.0	0.27	1		04/05/21 13:03	630-20-6	
1,1,1-Trichloroethane	<0.24	ug/L	1.0	0.24	1		04/05/21 13:03	71-55-6	
1,1,2,2-Tetrachloroethane	<0.28	ug/L	1.0	0.28	1		04/05/21 13:03	79-34-5	
1,1,2-Trichloroethane	<0.55	ug/L	5.0	0.55	1		04/05/21 13:03	79-00-5	
1,1-Dichloroethane	<0.27	ug/L	1.0	0.27	1		04/05/21 13:03	75-34-3	
1,1-Dichloroethene	<0.24	ug/L	1.0	0.24	1		04/05/21 13:03	75-35-4	
1,1-Dichloropropene	<0.54	ug/L	1.8	0.54	1		04/05/21 13:03	563-58-6	
1,2,3-Trichlorobenzene	<2.2	ug/L	7.4	2.2	1		04/05/21 13:03	87-61-6	
1,2,3-Trichloropropane	<0.59	ug/L	5.0	0.59	1		04/05/21 13:03	96-18-4	
1,2,4-Trichlorobenzene	<0.95	ug/L	5.0	0.95	1		04/05/21 13:03	120-82-1	
1,2,4-Trimethylbenzene	<0.84	ug/L	2.8	0.84	1		04/05/21 13:03	95-63-6	
1,2-Dibromo-3-chloropropane	<1.8	ug/L	5.9	1.8	1		04/05/21 13:03	96-12-8	
1,2-Dibromoethane (EDB)	<0.83	ug/L	2.8	0.83	1		04/05/21 13:03	106-93-4	
1,2-Dichlorobenzene	<0.71	ug/L	2.4	0.71	1		04/05/21 13:03	95-50-1	
1,2-Dichloroethane	<0.28	ug/L	1.0	0.28	1		04/05/21 13:03	107-06-2	
1,2-Dichloropropane	<0.28	ug/L	1.0	0.28	1		04/05/21 13:03	78-87-5	
1,3,5-Trimethylbenzene	<0.87	ug/L	2.9	0.87	1		04/05/21 13:03	108-67-8	
1,3-Dichlorobenzene	<0.63	ug/L	2.1	0.63	1		04/05/21 13:03	541-73-1	
1,3-Dichloropropane	<0.83	ug/L	2.8	0.83	1		04/05/21 13:03	142-28-9	
1,4-Dichlorobenzene	<0.94	ug/L	3.1	0.94	1		04/05/21 13:03	106-46-7	
2,2-Dichloropropane	<2.3	ug/L	7.6	2.3	1		04/05/21 13:03	594-20-7	
2-Chlorotoluene	<0.93	ug/L	5.0	0.93	1		04/05/21 13:03	95-49-8	
4-Chlorotoluene	<0.76	ug/L	2.5	0.76	1		04/05/21 13:03	106-43-4	
Benzene	<0.25	ug/L	1.0	0.25	1		04/05/21 13:03	71-43-2	
Bromobenzene	<0.24	ug/L	1.0	0.24	1		04/05/21 13:03	108-86-1	
Bromochloromethane	<0.36	ug/L	5.0	0.36	1		04/05/21 13:03	74-97-5	
Bromodichloromethane	<0.36	ug/L	1.2	0.36	1		04/05/21 13:03	75-27-4	
Bromoform	<4.0	ug/L	13.2	4.0	1		04/05/21 13:03	75-25-2	
Bromomethane	<0.97	ug/L	5.0	0.97	1		04/05/21 13:03	74-83-9	
Carbon tetrachloride	<1.1	ug/L	3.6	1.1	1		04/05/21 13:03	56-23-5	
Chlorobenzene	<0.71	ug/L	2.4	0.71	1		04/05/21 13:03	108-90-7	
Chloroethane	<1.3	ug/L	5.0	1.3	1		04/05/21 13:03	75-00-3	
Chloroform	<1.3	ug/L	5.0	1.3	1		04/05/21 13:03	67-66-3	
Chloromethane	<2.2	ug/L	7.3	2.2	1		04/05/21 13:03	74-87-3	
Cyclohexane	<1.3	ug/L	5.0	1.3	1		04/05/21 13:03	110-82-7	
Dibromochloromethane	<2.6	ug/L	8.7	2.6	1		04/05/21 13:03	124-48-1	
Dibromomethane	<0.94	ug/L	3.1	0.94	1		04/05/21 13:03	74-95-3	
Dichlorodifluoromethane	<0.50	ug/L	5.0	0.50	1		04/05/21 13:03	75-71-8	
Diisopropyl ether	<1.9	ug/L	6.3	1.9	1		04/05/21 13:03	108-20-3	
Ethylbenzene	<0.32	ug/L	1.1	0.32	1		04/05/21 13:03	100-41-4	
Hexachloro-1,3-butadiene	<1.5	ug/L	4.9	1.5	1		04/05/21 13:03	87-68-3	
Isopropylbenzene (Cumene)	<1.7	ug/L	5.6	1.7	1		04/05/21 13:03	98-82-8	
Methyl-tert-butyl ether	<1.2	ug/L	4.2	1.2	1		04/05/21 13:03	1634-04-4	
Methylcyclohexane	<0.87	ug/L	5.0	0.87	1		04/05/21 13:03	108-87-2	

REPORT OF LABORATORY ANALYSIS

This report shall not be reproduced, except in full,
without the written consent of Pace Analytical Services, LLC.

ANALYTICAL RESULTS

Project: 31401967.705-01.00 L13 MP 312

Pace Project No.: 40224378

Sample: 2021.04.01_WILSON_POTA **Lab ID:** 40224378001 **Collected:** 04/01/21 14:18 **Received:** 04/02/21 08:20 **Matrix:** Water
BLE

Parameters	Results	Units	LOQ	LOD	DF	Prepared	Analyzed	CAS No.	Qual
8260 MSV Oxygenates		Analytical Method: EPA 8260 Pace Analytical Services - Green Bay							
Methylene Chloride	<0.58	ug/L	5.0	0.58	1		04/05/21 13:03	75-09-2	
Naphthalene	<1.2	ug/L	5.0	1.2	1		04/05/21 13:03	91-20-3	
Styrene	<3.0	ug/L	10.0	3.0	1		04/05/21 13:03	100-42-5	
Tetrachloroethene	<0.33	ug/L	1.1	0.33	1		04/05/21 13:03	127-18-4	
Toluene	<0.27	ug/L	1.0	0.27	1		04/05/21 13:03	108-88-3	
Trichloroethene	<0.26	ug/L	1.0	0.26	1		04/05/21 13:03	79-01-6	
Trichlorofluoromethane	<0.21	ug/L	1.0	0.21	1		04/05/21 13:03	75-69-4	
Vinyl chloride	<0.17	ug/L	1.0	0.17	1		04/05/21 13:03	75-01-4	
cis-1,2-Dichloroethene	<0.27	ug/L	1.0	0.27	1		04/05/21 13:03	156-59-2	
cis-1,3-Dichloropropene	<3.6	ug/L	12.1	3.6	1		04/05/21 13:03	10061-01-5	
m&p-Xylene	<0.47	ug/L	2.0	0.47	1		04/05/21 13:03	179601-23-1	
n-Butylbenzene	<0.71	ug/L	2.4	0.71	1		04/05/21 13:03	104-51-8	
n-Heptane	<2.0	ug/L	6.7	2.0	1		04/05/21 13:03	142-82-5	
n-Hexane	<1.7	ug/L	5.7	1.7	1		04/05/21 13:03	110-54-3	
n-Propylbenzene	<0.81	ug/L	5.0	0.81	1		04/05/21 13:03	103-65-1	
o-Xylene	<0.26	ug/L	1.0	0.26	1		04/05/21 13:03	95-47-6	
p-Isopropyltoluene	<0.80	ug/L	2.7	0.80	1		04/05/21 13:03	99-87-6	
sec-Butylbenzene	<0.85	ug/L	5.0	0.85	1		04/05/21 13:03	135-98-8	
tert-Butylbenzene	<0.30	ug/L	1.0	0.30	1		04/05/21 13:03	98-06-6	
trans-1,2-Dichloroethene	<0.46	ug/L	1.5	0.46	1		04/05/21 13:03	156-60-5	
trans-1,3-Dichloropropene	<4.4	ug/L	14.6	4.4	1		04/05/21 13:03	10061-02-6	
Surrogates									
Dibromofluoromethane (S)	98	%	70-130		1		04/05/21 13:03	1868-53-7	
Toluene-d8 (S)	103	%	70-130		1		04/05/21 13:03	2037-26-5	
4-Bromofluorobenzene (S)	104	%	70-130		1		04/05/21 13:03	460-00-4	

REPORT OF LABORATORY ANALYSIS

This report shall not be reproduced, except in full,
without the written consent of Pace Analytical Services, LLC.

QUALITY CONTROL DATA

Project: 31401967.705-01.00 L13 MP 312
Pace Project No.: 40224378

QC Batch: 381438	Analysis Method: EPA 8260
QC Batch Method: EPA 8260	Analysis Description: 8260 MSV Oxygenates
	Laboratory: Pace Analytical Services - Green Bay

Associated Lab Samples: 40224378001

METHOD BLANK: 2200299 Matrix: Water
Associated Lab Samples: 40224378001

Parameter	Units	Blank Result	Reporting Limit	Analyzed	Qualifiers
1,1,1,2-Tetrachloroethane	ug/L	<0.27	1.0	04/05/21 08:46	
1,1,1-Trichloroethane	ug/L	<0.24	1.0	04/05/21 08:46	
1,1,2,2-Tetrachloroethane	ug/L	<0.28	1.0	04/05/21 08:46	
1,1,2-Trichloroethane	ug/L	<0.55	5.0	04/05/21 08:46	
1,1-Dichloroethane	ug/L	<0.27	1.0	04/05/21 08:46	
1,1-Dichloroethene	ug/L	<0.24	1.0	04/05/21 08:46	
1,1-Dichloropropene	ug/L	<0.54	1.8	04/05/21 08:46	
1,2,3-Trichlorobenzene	ug/L	<2.2	7.4	04/05/21 08:46	
1,2,3-Trichloropropane	ug/L	<0.59	5.0	04/05/21 08:46	
1,2,4-Trichlorobenzene	ug/L	<0.95	5.0	04/05/21 08:46	
1,2,4-Trimethylbenzene	ug/L	<0.84	2.8	04/05/21 08:46	
1,2-Dibromo-3-chloropropane	ug/L	<1.8	5.9	04/05/21 08:46	
1,2-Dibromoethane (EDB)	ug/L	<0.83	2.8	04/05/21 08:46	
1,2-Dichlorobenzene	ug/L	<0.71	2.4	04/05/21 08:46	
1,2-Dichloroethane	ug/L	<0.28	1.0	04/05/21 08:46	
1,2-Dichloropropane	ug/L	<0.28	1.0	04/05/21 08:46	
1,3,5-Trimethylbenzene	ug/L	<0.87	2.9	04/05/21 08:46	
1,3-Dichlorobenzene	ug/L	<0.63	2.1	04/05/21 08:46	
1,3-Dichloropropane	ug/L	<0.83	2.8	04/05/21 08:46	
1,4-Dichlorobenzene	ug/L	<0.94	3.1	04/05/21 08:46	
2,2-Dichloropropane	ug/L	<2.3	7.6	04/05/21 08:46	
2-Chlorotoluene	ug/L	<0.93	5.0	04/05/21 08:46	
4-Chlorotoluene	ug/L	<0.76	2.5	04/05/21 08:46	
Benzene	ug/L	<0.25	1.0	04/05/21 08:46	
Bromobenzene	ug/L	<0.24	1.0	04/05/21 08:46	
Bromochloromethane	ug/L	<0.36	5.0	04/05/21 08:46	
Bromodichloromethane	ug/L	<0.36	1.2	04/05/21 08:46	
Bromoform	ug/L	<4.0	13.2	04/05/21 08:46	
Bromomethane	ug/L	<0.97	5.0	04/05/21 08:46	
Carbon tetrachloride	ug/L	<1.1	3.6	04/05/21 08:46	
Chlorobenzene	ug/L	<0.71	2.4	04/05/21 08:46	
Chloroethane	ug/L	<1.3	5.0	04/05/21 08:46	
Chloroform	ug/L	<1.3	5.0	04/05/21 08:46	
Chloromethane	ug/L	<2.2	7.3	04/05/21 08:46	
cis-1,2-Dichloroethene	ug/L	<0.27	1.0	04/05/21 08:46	
cis-1,3-Dichloropropene	ug/L	<3.6	12.1	04/05/21 08:46	
Cyclohexane	ug/L	<1.3	5.0	04/05/21 08:46	
Dibromochloromethane	ug/L	<2.6	8.7	04/05/21 08:46	
Dibromomethane	ug/L	<0.94	3.1	04/05/21 08:46	
Dichlorodifluoromethane	ug/L	<0.50	5.0	04/05/21 08:46	

Results presented on this page are in the units indicated by the "Units" column except where an alternate unit is presented to the right of the result.

REPORT OF LABORATORY ANALYSIS

This report shall not be reproduced, except in full,
without the written consent of Pace Analytical Services, LLC.

QUALITY CONTROL DATA

Project: 31401967.705-01.00 L13 MP 312
Pace Project No.: 40224378

METHOD BLANK: 2200299 Matrix: Water
Associated Lab Samples: 40224378001

Parameter	Units	Blank Result	Reporting Limit	Analyzed	Qualifiers
Diisopropyl ether	ug/L	<1.9	6.3	04/05/21 08:46	
Ethylbenzene	ug/L	<0.32	1.1	04/05/21 08:46	
Hexachloro-1,3-butadiene	ug/L	<1.5	4.9	04/05/21 08:46	
Isopropylbenzene (Cumene)	ug/L	<1.7	5.6	04/05/21 08:46	
m&p-Xylene	ug/L	<0.47	2.0	04/05/21 08:46	
Methyl-tert-butyl ether	ug/L	<1.2	4.2	04/05/21 08:46	
Methylcyclohexane	ug/L	<0.87	5.0	04/05/21 08:46	
Methylene Chloride	ug/L	<0.58	5.0	04/05/21 08:46	
n-Butylbenzene	ug/L	<0.71	2.4	04/05/21 08:46	
n-Heptane	ug/L	<2.0	6.7	04/05/21 08:46	
n-Hexane	ug/L	<1.7	5.7	04/05/21 08:46	
n-Propylbenzene	ug/L	<0.81	5.0	04/05/21 08:46	
Naphthalene	ug/L	<1.2	5.0	04/05/21 08:46	
o-Xylene	ug/L	<0.26	1.0	04/05/21 08:46	
p-Isopropyltoluene	ug/L	<0.80	2.7	04/05/21 08:46	
sec-Butylbenzene	ug/L	<0.85	5.0	04/05/21 08:46	
Styrene	ug/L	<3.0	10.0	04/05/21 08:46	
tert-Butylbenzene	ug/L	<0.30	1.0	04/05/21 08:46	
Tetrachloroethene	ug/L	<0.33	1.1	04/05/21 08:46	
Toluene	ug/L	<0.27	1.0	04/05/21 08:46	
trans-1,2-Dichloroethene	ug/L	<0.46	1.5	04/05/21 08:46	
trans-1,3-Dichloropropene	ug/L	<4.4	14.6	04/05/21 08:46	
Trichloroethene	ug/L	<0.26	1.0	04/05/21 08:46	
Trichlorofluoromethane	ug/L	<0.21	1.0	04/05/21 08:46	
Vinyl chloride	ug/L	<0.17	1.0	04/05/21 08:46	
4-Bromofluorobenzene (S)	%	102	70-130	04/05/21 08:46	
Dibromofluoromethane (S)	%	97	70-130	04/05/21 08:46	
Toluene-d8 (S)	%	103	70-130	04/05/21 08:46	

LABORATORY CONTROL SAMPLE: 2200300

Parameter	Units	Spike Conc.	LCS Result	LCS % Rec	% Rec Limits	Qualifiers
1,1,1-Trichloroethane	ug/L	50	49.8	100	70-130	
1,1,1,2-Tetrachloroethane	ug/L	50	45.1	90	66-130	
1,1,2-Trichloroethane	ug/L	50	50.6	101	70-130	
1,1-Dichloroethane	ug/L	50	49.2	98	68-132	
1,1-Dichloroethene	ug/L	50	45.6	91	85-126	
1,2,4-Trichlorobenzene	ug/L	50	49.5	99	70-130	
1,2-Dibromo-3-chloropropane	ug/L	50	44.0	88	51-126	
1,2-Dibromoethane (EDB)	ug/L	50	48.7	97	70-130	
1,2-Dichlorobenzene	ug/L	50	49.5	99	70-130	
1,2-Dichloroethane	ug/L	50	48.3	97	70-130	
1,2-Dichloropropane	ug/L	50	51.7	103	78-125	
1,3-Dichlorobenzene	ug/L	50	50.5	101	70-130	

Results presented on this page are in the units indicated by the "Units" column except where an alternate unit is presented to the right of the result.

REPORT OF LABORATORY ANALYSIS

This report shall not be reproduced, except in full,
without the written consent of Pace Analytical Services, LLC.

QUALITY CONTROL DATA

Project: 31401967.705-01.00 L13 MP 312
Pace Project No.: 40224378

LABORATORY CONTROL SAMPLE: 2200300

Parameter	Units	Spike Conc.	LCS Result	LCS % Rec	% Rec Limits	Qualifiers
1,4-Dichlorobenzene	ug/L	50	49.6	99	70-130	
Benzene	ug/L	50	46.7	93	70-132	
Bromodichloromethane	ug/L	50	52.8	106	70-130	
Bromoform	ug/L	50	50.8	102	65-130	
Bromomethane	ug/L	50	37.0	74	44-128	
Carbon tetrachloride	ug/L	50	53.8	108	70-130	
Chlorobenzene	ug/L	50	52.6	105	70-130	
Chloroethane	ug/L	50	44.9	90	73-137	
Chloroform	ug/L	50	49.5	99	80-122	
Chloromethane	ug/L	50	36.5	73	27-148	
cis-1,2-Dichloroethene	ug/L	50	47.0	94	70-130	
cis-1,3-Dichloropropene	ug/L	50	53.9	108	70-130	
Cyclohexane	ug/L	50	51.2	102	50-150	
Dibromochloromethane	ug/L	50	47.3	95	70-130	
Dichlorodifluoromethane	ug/L	50	38.3	77	22-151	
Ethylbenzene	ug/L	50	52.4	105	80-123	
Isopropylbenzene (Cumene)	ug/L	50	51.7	103	70-130	
m&p-Xylene	ug/L	100	103	103	70-130	
Methyl-tert-butyl ether	ug/L	50	45.5	91	66-130	
Methylcyclohexane	ug/L	50	58.1	116	50-150	
Methylene Chloride	ug/L	50	44.0	88	70-130	
o-Xylene	ug/L	50	50.2	100	70-130	
Styrene	ug/L	50	52.4	105	70-130	
Tetrachloroethene	ug/L	50	54.3	109	70-130	
Toluene	ug/L	50	50.4	101	80-121	
trans-1,2-Dichloroethene	ug/L	50	45.9	92	70-130	
trans-1,3-Dichloropropene	ug/L	50	53.1	106	58-125	
Trichloroethene	ug/L	50	55.8	112	70-130	
Trichlorofluoromethane	ug/L	50	50.4	101	84-148	
Vinyl chloride	ug/L	50	43.7	87	63-142	
4-Bromofluorobenzene (S)	%			106	70-130	
Dibromofluoromethane (S)	%			101	70-130	
Toluene-d8 (S)	%			104	70-130	

MATRIX SPIKE & MATRIX SPIKE DUPLICATE: 2200357 2200358

Parameter	Units	MS		MSD		MS Result	MSD Result	MS % Rec	MSD % Rec	% Rec Limits	RPD	Max RPD	Qual
		40224374001 Result	Spike Conc.	Spike Conc.	Result								
1,1,1-Trichloroethane	ug/L	<0.24	50	50	54.7	54.2	109	108	70-130	1	20		
1,1,2,2-Tetrachloroethane	ug/L	<0.28	50	50	50.3	51.0	101	102	66-130	1	20		
1,1,2-Trichloroethane	ug/L	<0.55	50	50	54.7	56.8	109	114	70-130	4	20		
1,1-Dichloroethane	ug/L	<0.27	50	50	52.5	52.5	105	105	68-132	0	20		
1,1-Dichloroethene	ug/L	<0.24	50	50	50.2	49.3	100	99	76-132	2	20		
1,2,4-Trichlorobenzene	ug/L	<0.95	50	50	54.7	54.7	109	109	70-130	0	20		

Results presented on this page are in the units indicated by the "Units" column except where an alternate unit is presented to the right of the result.

REPORT OF LABORATORY ANALYSIS

This report shall not be reproduced, except in full,
without the written consent of Pace Analytical Services, LLC.

QUALITY CONTROL DATA

Project: 31401967.705-01.00 L13 MP 312

Pace Project No.: 40224378

Parameter	Units	2200357		2200358		MS Result	MSD Result	MS % Rec	MSD % Rec	% Rec Limits	Max RPD	Qual
		40224374001 Result	MS Spike Conc.	MSD Spike Conc.	MS Result							
1,2-Dibromo-3-chloropropane	ug/L	<1.8	50	50	49.7	46.5	99	93	51-126	7	20	
1,2-Dibromoethane (EDB)	ug/L	<0.83	50	50	53.1	54.3	106	109	70-130	2	20	
1,2-Dichlorobenzene	ug/L	<0.71	50	50	53.5	53.4	107	107	70-130	0	20	
1,2-Dichloroethane	ug/L	<0.28	50	50	53.0	52.7	106	105	70-130	1	20	
1,2-Dichloropropane	ug/L	<0.28	50	50	53.6	54.9	107	110	77-125	2	20	
1,3-Dichlorobenzene	ug/L	<0.63	50	50	54.9	55.5	110	111	70-130	1	20	
1,4-Dichlorobenzene	ug/L	<0.94	50	50	54.3	54.2	109	108	70-130	0	20	
Benzene	ug/L	<0.25	50	50	51.3	51.1	103	102	70-132	0	20	
Bromodichloromethane	ug/L	<0.36	50	50	57.6	57.1	115	114	70-130	1	20	
Bromoform	ug/L	<4.0	50	50	55.8	54.7	112	109	65-130	2	20	
Bromomethane	ug/L	<0.97	50	50	41.1	42.8	82	86	44-128	4	21	
Carbon tetrachloride	ug/L	<1.1	50	50	56.8	57.5	114	115	70-132	1	20	
Chlorobenzene	ug/L	<0.71	50	50	56.0	56.2	112	112	70-130	0	20	
Chloroethane	ug/L	<1.3	50	50	59.1	49.4	118	99	70-137	18	20	
Chloroform	ug/L	<1.3	50	50	53.5	53.3	107	107	80-122	0	20	
Chloromethane	ug/L	<2.2	50	50	40.9	41.2	82	82	17-149	1	20	
cis-1,2-Dichloroethene	ug/L	<0.27	50	50	51.6	51.5	103	103	70-130	0	20	
cis-1,3-Dichloropropene	ug/L	<3.6	50	50	58.8	57.4	118	115	70-130	2	20	
Cyclohexane	ug/L	<1.3	50	50	56.3	55.6	113	111	50-150	1	20	
Dibromochloromethane	ug/L	<2.6	50	50	51.8	50.7	104	101	70-130	2	20	
Dichlorodifluoromethane	ug/L	<0.50	50	50	41.2	40.2	82	80	22-158	2	20	
Ethylbenzene	ug/L	<0.32	50	50	56.5	56.8	113	114	80-123	1	20	
Isopropylbenzene (Cumene)	ug/L	<1.7	50	50	55.7	55.4	111	111	70-130	0	20	
m&p-Xylene	ug/L	<0.47	100	100	111	112	111	112	70-130	1	20	
Methyl-tert-butyl ether	ug/L	<1.2	50	50	50.0	49.5	100	99	66-130	1	20	
Methylcyclohexane	ug/L	<0.87	50	50	61.5	61.1	123	122	50-150	1	20	
Methylene Chloride	ug/L	<0.58	50	50	49.6	48.8	99	98	70-130	2	20	
o-Xylene	ug/L	<0.26	50	50	53.6	55.6	107	111	70-130	4	20	
Styrene	ug/L	<3.0	50	50	56.2	56.6	112	113	70-130	1	20	
Tetrachloroethene	ug/L	<0.33	50	50	57.4	56.6	115	113	70-130	1	20	
Toluene	ug/L	<0.27	50	50	54.8	55.8	110	112	80-121	2	20	
trans-1,2-Dichloroethene	ug/L	<0.46	50	50	50.7	50.1	101	100	70-134	1	20	
trans-1,3-Dichloropropene	ug/L	<4.4	50	50	57.4	57.6	115	115	58-130	0	20	
Trichloroethene	ug/L	<0.26	50	50	58.4	59.8	117	120	70-130	2	20	
Trichlorofluoromethane	ug/L	<0.21	50	50	55.2	54.7	110	109	82-151	1	20	
Vinyl chloride	ug/L	<0.17	50	50	46.9	47.1	94	94	61-143	1	20	
4-Bromofluorobenzene (S)	%						105	106	70-130			
Dibromofluoromethane (S)	%						100	100	70-130			
Toluene-d8 (S)	%						104	103	70-130			

Results presented on this page are in the units indicated by the "Units" column except where an alternate unit is presented to the right of the result.

REPORT OF LABORATORY ANALYSIS

This report shall not be reproduced, except in full,
without the written consent of Pace Analytical Services, LLC.

QUALIFIERS

Project: 31401967.705-01.00 L13 MP 312

Pace Project No.: 40224378

DEFINITIONS

DF - Dilution Factor, if reported, represents the factor applied to the reported data due to dilution of the sample aliquot.

ND - Not Detected at or above LOD.

J - Estimated concentration at or above the LOD and below the LOQ.

LOD - Limit of Detection adjusted for dilution factor, percent moisture, initial weight and final volume.

LOQ - Limit of Quantitation adjusted for dilution factor, percent moisture, initial weight and final volume.

S - Surrogate

1,2-Diphenylhydrazine decomposes to and cannot be separated from Azobenzene using Method 8270. The result for each analyte is a combined concentration.

Consistent with EPA guidelines, unrounded data are displayed and have been used to calculate % recovery and RPD values.

LCS(D) - Laboratory Control Sample (Duplicate)

MS(D) - Matrix Spike (Duplicate)

DUP - Sample Duplicate

RPD - Relative Percent Difference

NC - Not Calculable.

SG - Silica Gel - Clean-Up

U - Indicates the compound was analyzed for, but not detected at or above the adjusted LOD.

N-Nitrosodiphenylamine decomposes and cannot be separated from Diphenylamine using Method 8270. The result reported for each analyte is a combined concentration.

Pace Analytical is TNI accredited. Contact your Pace PM for the current list of accredited analytes.

TNI - The NELAC Institute.

WORKORDER QUALIFIERS

WO: 40224378

[1] Mass spectral library search was performed on this sample. Tentatively Identified Compounds (TIC's) were not present.

REPORT OF LABORATORY ANALYSIS

This report shall not be reproduced, except in full,
without the written consent of Pace Analytical Services, LLC.

QUALITY CONTROL DATA CROSS REFERENCE TABLE

Project: 31401967.705-01.00 L13 MP 312

Pace Project No.: 40224378

Lab ID	Sample ID	QC Batch Method	QC Batch	Analytical Method	Analytical Batch
40224378001	2021.04.01_WILSON_POTABLE	EPA 8260	381438		

REPORT OF LABORATORY ANALYSIS

This report shall not be reproduced, except in full,
without the written consent of Pace Analytical Services, LLC.

CHAIN-OF-CUSTODY RECORD

40224378

WSP Office Address 5957 McKee Road, Suite 7, Madison, WI 53719						Requested Analyses & Preservatives										No. WSP			
Project Name L13 MP 312 Valve Site			WSP Contact Name Tim Huff			Number of Containers	VOCs (EPA Method 8260) - 48 Hr TAT	GRO (WI Modified) - 10-day TAT	butane, ethane, isobutane, propane (RSK-175) 10-day TAT									Laboratory Name & Location Pace Analytical - Green Bay, WI	
Project Location Ft Atkinson, WI			WSP Contact E-mail tim.huff@wsp.com															Laboratory Project Manager Dan Milewsky	
Project Number & Task 31401967.705 - 01.00			WSP Contact Phone 571-217-6759															Requested Turn-Around-Time <input checked="" type="checkbox"/> Standard <input type="checkbox"/> 24 HR <input checked="" type="checkbox"/> 48 HR <input type="checkbox"/> 72 HR <input type="checkbox"/> _____ HR	
Sampler(s) Name(s) Cal Johnson			Sampler(s) Signature(s) 															Requested Deliverable <input checked="" type="checkbox"/> Level II <input type="checkbox"/> ERIMS EDD <input type="checkbox"/> Level III <input checked="" type="checkbox"/> GISKEY EDD <input type="checkbox"/> Level IV <input type="checkbox"/> EQUIS EDD	
Sample Identification		Matrix	Collection Start*		Collection Stop*		3	X									Sample Comments Wilson oe1		
2021.04.01-Wilson_Potable Well		AQ	Date	Time	Date	Time													
Relinquished By (Signature) 		Date 4/1/21	Time 1800	Received By (Signature)		Date	Time	Shipment Method Fed Ex		Tracking Number(s) see serial number 4-2-21									
Relinquished By (Signature) Fed Ex Express		Date 4-2-21	Time 0800	Received By (Signature) Modulin 2		Date 4-2-21	Time 0800	Number of Packages 3		Custody Seal Number(s) _____									

*Use stop time/date for composite and/or air samples; use only start time/date for all other samples. Matrix: AQ = Aqueous, S = Soil, SE = Sediment, A = Air, W = Wipe, B = Bulk, O = Other (detail in comments) Page 13 of 15

Client Name: WSP

Sample Preservation Receipt Form

Project # 40224378

Pace Analytical Services, LLC
1241 Bellevue Street, Suite 9
Green Bay, WI 54302

All containers needing preservation have been checked and noted below: Yes No N/A

Lab Lot# of pH paper:

Lab Std #ID of preservation (if pH adjusted):

Initial when completed:


Date/Time:

Pace Lab #	Glass							Plastic					Vials				Jars				General			VOA Vials (>6mm) *	H2SO4 pH ≤2	NaOH+Zn Act pH ≥9	NaOH pH ≥12	HNO3 pH ≤2	pH after adjusted	Volume (mL)					
	AG1U	BG1U	AG1H	AG4S	AG4U	AG5U	AG2S	BP1U	BP3U	BP3B	BP3N	BP3S	VG9A	DG9T	VG9U	VG9H	VG9M	VG9D	JGFU	JG9U	WGFU	WPFU	SP5T								ZPLC	GN			
001																																			2.5 / 5 / 10
002																																			2.5 / 5 / 10
003																																			2.5 / 5 / 10
004																																			2.5 / 5 / 10
005																																			2.5 / 5 / 10
006																																			2.5 / 5 / 10
007																																			2.5 / 5 / 10
008																																			2.5 / 5 / 10
009																																			2.5 / 5 / 10
010																																			2.5 / 5 / 10
011																																			2.5 / 5 / 10
012																																			2.5 / 5 / 10
013																																			2.5 / 5 / 10
014																																			2.5 / 5 / 10
015																																			2.5 / 5 / 10
016																																			2.5 / 5 / 10
017																																			2.5 / 5 / 10
018																																			2.5 / 5 / 10
019																																			2.5 / 5 / 10
020																																			2.5 / 5 / 10

ML
4-2-21

Exceptions to preservation check: VOA Coliform, TOC, TOX, TOH, O&G, WI DRO, Phenolics, Other: _____ Headspace in VOA Vials (>6mm) : Yes No N/A *If yes look in headspace column

AG1U	1 liter amber glass	BP1U	1 liter plastic unpres	VG9A	40 mL clear ascorbic	JGFU	4 oz amber jar unpres
BG1U	1 liter clear glass	BP3U	250 mL plastic unpres	DG9T	40 mL amber Na Thio	JG9U	9 oz amber jar unpres
AG1H	1 liter amber glass HCL	BP3B	250 mL plastic NaOH	VG9U	40 mL clear vial unpres	WGFU	4 oz clear jar unpres
AG4S	125 mL amber glass H2SO4	BP3N	250 mL plastic HNO3	VG9H	40 mL clear vial HCL	WPFU	4 oz plastic jar unpres
AG4U	120 mL amber glass unpres	BP3S	250 mL plastic H2SO4	VG9M	40 mL clear vial MeOH	SP5T	120 mL plastic Na Thiosulfate
AG5U	100 mL amber glass unpres			VG9D	40 mL clear vial DI	ZPLC	ziploc bag
AG2S	500 mL amber glass H2SO4					GN	
BG3U	250 mL clear glass unpres						

 1241 Bellevue Street, Green Bay, WI 54302	Document Name: Sample Condition Upon Receipt (SCUR)	Document Revised: 26Mar2020
	Document No.: ENV-FRM-GBAY-0014-Rev.00	Author: Pace Green Bay Quality Office

Sample Condition Upon Receipt Form (SCUR)

Project #:

Client Name: WSP

WO#: **40224378**

Courier: CS Logistics Fed Ex Speedee UPS Waltco
 Client Pace Other: _____



Tracking #: 7854 9631 3639 - Mstr #

Custody Seal on Cooler/Box Present: yes no Seals intact: yes no

Custody Seal on Samples Present: yes no Seals intact: yes no

Packing Material: Bubble Wrap Bubble Bags None Other

Thermometer Used SR - 99 Type of Ice: Wet Blue Dry None Samples on ice, cooling process has begun

Cooler Temperature Uncorr: 1.0/2.0/1.0 Corr: 1.0/2.0/0.5

Temp Blank Present: yes no ^{0.5} Biological Tissue is Frozen: yes no

Person examining contents:	
Date: <u>4-2-21</u>	Initials: <u>MLR</u>
Labeled By Initials: <u>SKU</u>	

Temp should be above freezing to 6°C.
 Biota Samples may be received at ≤ 0°C if shipped on Dry Ice.

Chain of Custody Present:	<input checked="" type="checkbox"/> Yes <input type="checkbox"/> No <input type="checkbox"/> N/A	1.
Chain of Custody Filled Out:	<input checked="" type="checkbox"/> Yes <input type="checkbox"/> No <input type="checkbox"/> N/A	2.
Chain of Custody Relinquished:	<input checked="" type="checkbox"/> Yes <input type="checkbox"/> No <input type="checkbox"/> N/A	3.
Sampler Name & Signature on COC:	<input checked="" type="checkbox"/> Yes <input type="checkbox"/> No <input type="checkbox"/> N/A	4.
Samples Arrived within Hold Time:	<input type="checkbox"/> Yes <input type="checkbox"/> No	5.
- VOA Samples frozen upon receipt	<input type="checkbox"/> Yes <input type="checkbox"/> No	Date/Time:
Short Hold Time Analysis (<72hr):	<input type="checkbox"/> Yes <input checked="" type="checkbox"/> No	6.
Rush Turn Around Time Requested:	<input checked="" type="checkbox"/> Yes <input type="checkbox"/> No	7.
Sufficient Volume:		8. <u>(2) bulged septa</u>
For Analysis: <input checked="" type="checkbox"/> Yes <input type="checkbox"/> No MS/MSD: <input type="checkbox"/> Yes <input checked="" type="checkbox"/> No <input type="checkbox"/> N/A		<u>MLR 4-2-21</u>
Correct Containers Used:	<input checked="" type="checkbox"/> Yes <input type="checkbox"/> No	9.
-Pace Containers Used:	<input checked="" type="checkbox"/> Yes <input type="checkbox"/> No <input type="checkbox"/> N/A	
-Pace IR Containers Used:	<input type="checkbox"/> Yes <input type="checkbox"/> No <input checked="" type="checkbox"/> N/A	
Containers Intact:	<input checked="" type="checkbox"/> Yes <input type="checkbox"/> No	10.
Filtered volume received for Dissolved tests	<input type="checkbox"/> Yes <input type="checkbox"/> No <input checked="" type="checkbox"/> N/A	11.
Sample Labels match COC:	<input checked="" type="checkbox"/> Yes <input type="checkbox"/> No <input type="checkbox"/> N/A	12.
-Includes date/time/ID/Analysis Matrix: <u>W</u>		
Trip Blank Present:	<input type="checkbox"/> Yes <input checked="" type="checkbox"/> No <input type="checkbox"/> N/A	13.
Trip Blank Custody Seals Present	<input type="checkbox"/> Yes <input type="checkbox"/> No <input checked="" type="checkbox"/> N/A	
Pace Trip Blank Lot # (if purchased):		

Client Notification/ Resolution: _____ If checked, see attached form for additional comments

Person Contacted: _____ Date/Time: _____

Comments/ Resolution: _____

PM Review is documented electronically in LIMs. By releasing the project, the PM acknowledges they have reviewed the sample logir

April 06, 2021

Timothy Huff
WSP USA
211 North Broadway
Saint Louis, MO 63102

RE: Project: 31401967.705-01.00 L13 MP 312
Pace Project No.: 40224375

Dear Timothy Huff:


Enclosed are the analytical results for sample(s) received by the laboratory on April 02, 2021. The results relate only to the samples included in this report. Results reported herein conform to the applicable TNI/NELAC Standards and the laboratory's Quality Manual, where applicable, unless otherwise noted in the body of the report.

The test results provided in this final report were generated by each of the following laboratories within the Pace Network:

- Pace Analytical Services - Green Bay

If you have any questions concerning this report, please feel free to contact me.

Sincerely,



Dan Milewsky
dan.milewsky@pacelabs.com
(920)469-2436
Project Manager

Enclosures

cc: Cal Johnson, WSP USA - MADISON
Brian Kimpel, WSP USA



REPORT OF LABORATORY ANALYSIS

This report shall not be reproduced, except in full,
without the written consent of Pace Analytical Services, LLC.

CERTIFICATIONS

Project: 31401967.705-01.00 L13 MP 312

Pace Project No.: 40224375

Pace Analytical Services Green Bay

1241 Bellevue Street, Green Bay, WI 54302

Florida/NELAP Certification #: E87948

Illinois Certification #: 200050

Kentucky UST Certification #: 82

Louisiana Certification #: 04168

Minnesota Certification #: 055-999-334

New York Certification #: 12064

North Dakota Certification #: R-150

Virginia VELAP ID: 460263

South Carolina Certification #: 83006001

Texas Certification #: T104704529-14-1

Wisconsin Certification #: 405132750

Wisconsin DATCP Certification #: 105-444

USDA Soil Permit #: P330-16-00157

Federal Fish & Wildlife Permit #: LE51774A-0

REPORT OF LABORATORY ANALYSIS

This report shall not be reproduced, except in full,
without the written consent of Pace Analytical Services, LLC.

SAMPLE SUMMARY

Project: 31401967.705-01.00 L13 MP 312

Pace Project No.: 40224375

Lab ID	Sample ID	Matrix	Date Collected	Date Received
40224375001	2021.04.01_LUBBERT_ARTESIAN	Water	04/01/21 10:20	04/02/21 08:20

REPORT OF LABORATORY ANALYSIS

This report shall not be reproduced, except in full,
without the written consent of Pace Analytical Services, LLC.

SAMPLE ANALYTE COUNT

Project: 31401967.705-01.00 L13 MP 312

Pace Project No.: 40224375

Lab ID	Sample ID	Method	Analysts	Analytes Reported
40224375001	2021.04.01_LUBBERT_ARTESIAN	EPA 8260	HNW	68

PASI-G = Pace Analytical Services - Green Bay

REPORT OF LABORATORY ANALYSIS

This report shall not be reproduced, except in full,
without the written consent of Pace Analytical Services, LLC.

ANALYTICAL RESULTS

Project: 31401967.705-01.00 L13 MP 312
Pace Project No.: 40224375

Sample: 2021.04.01_LUBBERT_ART **Lab ID:** 40224375001 **Collected:** 04/01/21 10:20 **Received:** 04/02/21 08:20 **Matrix:** Water
ESIAN

Parameters	Results	Units	LOQ	LOD	DF	Prepared	Analyzed	CAS No.	Qual
8260 MSV Oxygenates		Analytical Method: EPA 8260 Pace Analytical Services - Green Bay							
1,1,1,2-Tetrachloroethane	<0.27	ug/L	1.0	0.27	1		04/05/21 12:20	630-20-6	
1,1,1-Trichloroethane	<0.24	ug/L	1.0	0.24	1		04/05/21 12:20	71-55-6	
1,1,2,2-Tetrachloroethane	<0.28	ug/L	1.0	0.28	1		04/05/21 12:20	79-34-5	
1,1,2-Trichloroethane	<0.55	ug/L	5.0	0.55	1		04/05/21 12:20	79-00-5	
1,1-Dichloroethane	<0.27	ug/L	1.0	0.27	1		04/05/21 12:20	75-34-3	
1,1-Dichloroethene	<0.24	ug/L	1.0	0.24	1		04/05/21 12:20	75-35-4	
1,1-Dichloropropene	<0.54	ug/L	1.8	0.54	1		04/05/21 12:20	563-58-6	
1,2,3-Trichlorobenzene	<2.2	ug/L	7.4	2.2	1		04/05/21 12:20	87-61-6	
1,2,3-Trichloropropane	<0.59	ug/L	5.0	0.59	1		04/05/21 12:20	96-18-4	
1,2,4-Trichlorobenzene	<0.95	ug/L	5.0	0.95	1		04/05/21 12:20	120-82-1	
1,2,4-Trimethylbenzene	<0.84	ug/L	2.8	0.84	1		04/05/21 12:20	95-63-6	
1,2-Dibromo-3-chloropropane	<1.8	ug/L	5.9	1.8	1		04/05/21 12:20	96-12-8	
1,2-Dibromoethane (EDB)	<0.83	ug/L	2.8	0.83	1		04/05/21 12:20	106-93-4	
1,2-Dichlorobenzene	<0.71	ug/L	2.4	0.71	1		04/05/21 12:20	95-50-1	
1,2-Dichloroethane	<0.28	ug/L	1.0	0.28	1		04/05/21 12:20	107-06-2	
1,2-Dichloropropane	<0.28	ug/L	1.0	0.28	1		04/05/21 12:20	78-87-5	
1,3,5-Trimethylbenzene	<0.87	ug/L	2.9	0.87	1		04/05/21 12:20	108-67-8	
1,3-Dichlorobenzene	<0.63	ug/L	2.1	0.63	1		04/05/21 12:20	541-73-1	
1,3-Dichloropropane	<0.83	ug/L	2.8	0.83	1		04/05/21 12:20	142-28-9	
1,4-Dichlorobenzene	<0.94	ug/L	3.1	0.94	1		04/05/21 12:20	106-46-7	
2,2-Dichloropropane	<2.3	ug/L	7.6	2.3	1		04/05/21 12:20	594-20-7	
2-Chlorotoluene	<0.93	ug/L	5.0	0.93	1		04/05/21 12:20	95-49-8	
4-Chlorotoluene	<0.76	ug/L	2.5	0.76	1		04/05/21 12:20	106-43-4	
Benzene	<0.25	ug/L	1.0	0.25	1		04/05/21 12:20	71-43-2	
Bromobenzene	<0.24	ug/L	1.0	0.24	1		04/05/21 12:20	108-86-1	
Bromochloromethane	<0.36	ug/L	5.0	0.36	1		04/05/21 12:20	74-97-5	
Bromodichloromethane	<0.36	ug/L	1.2	0.36	1		04/05/21 12:20	75-27-4	
Bromoform	<4.0	ug/L	13.2	4.0	1		04/05/21 12:20	75-25-2	
Bromomethane	<0.97	ug/L	5.0	0.97	1		04/05/21 12:20	74-83-9	
Carbon tetrachloride	<1.1	ug/L	3.6	1.1	1		04/05/21 12:20	56-23-5	
Chlorobenzene	<0.71	ug/L	2.4	0.71	1		04/05/21 12:20	108-90-7	
Chloroethane	<1.3	ug/L	5.0	1.3	1		04/05/21 12:20	75-00-3	
Chloroform	<1.3	ug/L	5.0	1.3	1		04/05/21 12:20	67-66-3	
Chloromethane	<2.2	ug/L	7.3	2.2	1		04/05/21 12:20	74-87-3	
Cyclohexane	<1.3	ug/L	5.0	1.3	1		04/05/21 12:20	110-82-7	
Dibromochloromethane	<2.6	ug/L	8.7	2.6	1		04/05/21 12:20	124-48-1	
Dibromomethane	<0.94	ug/L	3.1	0.94	1		04/05/21 12:20	74-95-3	
Dichlorodifluoromethane	<0.50	ug/L	5.0	0.50	1		04/05/21 12:20	75-71-8	
Diisopropyl ether	<1.9	ug/L	6.3	1.9	1		04/05/21 12:20	108-20-3	
Ethylbenzene	<0.32	ug/L	1.1	0.32	1		04/05/21 12:20	100-41-4	
Hexachloro-1,3-butadiene	<1.5	ug/L	4.9	1.5	1		04/05/21 12:20	87-68-3	
Isopropylbenzene (Cumene)	<1.7	ug/L	5.6	1.7	1		04/05/21 12:20	98-82-8	
Methyl-tert-butyl ether	<1.2	ug/L	4.2	1.2	1		04/05/21 12:20	1634-04-4	
Methylcyclohexane	<0.87	ug/L	5.0	0.87	1		04/05/21 12:20	108-87-2	

REPORT OF LABORATORY ANALYSIS

This report shall not be reproduced, except in full,
without the written consent of Pace Analytical Services, LLC.

ANALYTICAL RESULTS

Project: 31401967.705-01.00 L13 MP 312
Pace Project No.: 40224375

Sample: 2021.04.01_LUBBERT_ART **Lab ID:** 40224375001 **Collected:** 04/01/21 10:20 **Received:** 04/02/21 08:20 **Matrix:** Water
ESIAN

Parameters	Results	Units	LOQ	LOD	DF	Prepared	Analyzed	CAS No.	Qual
8260 MSV Oxygenates		Analytical Method: EPA 8260 Pace Analytical Services - Green Bay							
Methylene Chloride	<0.58	ug/L	5.0	0.58	1		04/05/21 12:20	75-09-2	
Naphthalene	<1.2	ug/L	5.0	1.2	1		04/05/21 12:20	91-20-3	
Styrene	<3.0	ug/L	10.0	3.0	1		04/05/21 12:20	100-42-5	
Tetrachloroethene	<0.33	ug/L	1.1	0.33	1		04/05/21 12:20	127-18-4	
Toluene	<0.27	ug/L	1.0	0.27	1		04/05/21 12:20	108-88-3	
Trichloroethene	<0.26	ug/L	1.0	0.26	1		04/05/21 12:20	79-01-6	
Trichlorofluoromethane	<0.21	ug/L	1.0	0.21	1		04/05/21 12:20	75-69-4	
Vinyl chloride	<0.17	ug/L	1.0	0.17	1		04/05/21 12:20	75-01-4	
cis-1,2-Dichloroethene	<0.27	ug/L	1.0	0.27	1		04/05/21 12:20	156-59-2	
cis-1,3-Dichloropropene	<3.6	ug/L	12.1	3.6	1		04/05/21 12:20	10061-01-5	
m&p-Xylene	<0.47	ug/L	2.0	0.47	1		04/05/21 12:20	179601-23-1	
n-Butylbenzene	<0.71	ug/L	2.4	0.71	1		04/05/21 12:20	104-51-8	
n-Heptane	<2.0	ug/L	6.7	2.0	1		04/05/21 12:20	142-82-5	
n-Hexane	<1.7	ug/L	5.7	1.7	1		04/05/21 12:20	110-54-3	
n-Propylbenzene	<0.81	ug/L	5.0	0.81	1		04/05/21 12:20	103-65-1	
o-Xylene	<0.26	ug/L	1.0	0.26	1		04/05/21 12:20	95-47-6	
p-Isopropyltoluene	<0.80	ug/L	2.7	0.80	1		04/05/21 12:20	99-87-6	
sec-Butylbenzene	<0.85	ug/L	5.0	0.85	1		04/05/21 12:20	135-98-8	
tert-Butylbenzene	<0.30	ug/L	1.0	0.30	1		04/05/21 12:20	98-06-6	
trans-1,2-Dichloroethene	<0.46	ug/L	1.5	0.46	1		04/05/21 12:20	156-60-5	
trans-1,3-Dichloropropene	<4.4	ug/L	14.6	4.4	1		04/05/21 12:20	10061-02-6	
Surrogates									
Dibromofluoromethane (S)	99	%	70-130		1		04/05/21 12:20	1868-53-7	
Toluene-d8 (S)	102	%	70-130		1		04/05/21 12:20	2037-26-5	
4-Bromofluorobenzene (S)	103	%	70-130		1		04/05/21 12:20	460-00-4	

REPORT OF LABORATORY ANALYSIS

This report shall not be reproduced, except in full,
without the written consent of Pace Analytical Services, LLC.

QUALITY CONTROL DATA

Project: 31401967.705-01.00 L13 MP 312
Pace Project No.: 40224375

QC Batch: 381438 Analysis Method: EPA 8260
QC Batch Method: EPA 8260 Analysis Description: 8260 MSV Oxygenates
Laboratory: Pace Analytical Services - Green Bay

Associated Lab Samples: 40224375001

METHOD BLANK: 2200299 Matrix: Water
Associated Lab Samples: 40224375001

Parameter	Units	Blank Result	Reporting Limit	Analyzed	Qualifiers
1,1,1,2-Tetrachloroethane	ug/L	<0.27	1.0	04/05/21 08:46	
1,1,1-Trichloroethane	ug/L	<0.24	1.0	04/05/21 08:46	
1,1,2,2-Tetrachloroethane	ug/L	<0.28	1.0	04/05/21 08:46	
1,1,2-Trichloroethane	ug/L	<0.55	5.0	04/05/21 08:46	
1,1-Dichloroethane	ug/L	<0.27	1.0	04/05/21 08:46	
1,1-Dichloroethene	ug/L	<0.24	1.0	04/05/21 08:46	
1,1-Dichloropropene	ug/L	<0.54	1.8	04/05/21 08:46	
1,2,3-Trichlorobenzene	ug/L	<2.2	7.4	04/05/21 08:46	
1,2,3-Trichloropropane	ug/L	<0.59	5.0	04/05/21 08:46	
1,2,4-Trichlorobenzene	ug/L	<0.95	5.0	04/05/21 08:46	
1,2,4-Trimethylbenzene	ug/L	<0.84	2.8	04/05/21 08:46	
1,2-Dibromo-3-chloropropane	ug/L	<1.8	5.9	04/05/21 08:46	
1,2-Dibromoethane (EDB)	ug/L	<0.83	2.8	04/05/21 08:46	
1,2-Dichlorobenzene	ug/L	<0.71	2.4	04/05/21 08:46	
1,2-Dichloroethane	ug/L	<0.28	1.0	04/05/21 08:46	
1,2-Dichloropropane	ug/L	<0.28	1.0	04/05/21 08:46	
1,3,5-Trimethylbenzene	ug/L	<0.87	2.9	04/05/21 08:46	
1,3-Dichlorobenzene	ug/L	<0.63	2.1	04/05/21 08:46	
1,3-Dichloropropane	ug/L	<0.83	2.8	04/05/21 08:46	
1,4-Dichlorobenzene	ug/L	<0.94	3.1	04/05/21 08:46	
2,2-Dichloropropane	ug/L	<2.3	7.6	04/05/21 08:46	
2-Chlorotoluene	ug/L	<0.93	5.0	04/05/21 08:46	
4-Chlorotoluene	ug/L	<0.76	2.5	04/05/21 08:46	
Benzene	ug/L	<0.25	1.0	04/05/21 08:46	
Bromobenzene	ug/L	<0.24	1.0	04/05/21 08:46	
Bromochloromethane	ug/L	<0.36	5.0	04/05/21 08:46	
Bromodichloromethane	ug/L	<0.36	1.2	04/05/21 08:46	
Bromoform	ug/L	<4.0	13.2	04/05/21 08:46	
Bromomethane	ug/L	<0.97	5.0	04/05/21 08:46	
Carbon tetrachloride	ug/L	<1.1	3.6	04/05/21 08:46	
Chlorobenzene	ug/L	<0.71	2.4	04/05/21 08:46	
Chloroethane	ug/L	<1.3	5.0	04/05/21 08:46	
Chloroform	ug/L	<1.3	5.0	04/05/21 08:46	
Chloromethane	ug/L	<2.2	7.3	04/05/21 08:46	
cis-1,2-Dichloroethene	ug/L	<0.27	1.0	04/05/21 08:46	
cis-1,3-Dichloropropene	ug/L	<3.6	12.1	04/05/21 08:46	
Cyclohexane	ug/L	<1.3	5.0	04/05/21 08:46	
Dibromochloromethane	ug/L	<2.6	8.7	04/05/21 08:46	
Dibromomethane	ug/L	<0.94	3.1	04/05/21 08:46	
Dichlorodifluoromethane	ug/L	<0.50	5.0	04/05/21 08:46	

Results presented on this page are in the units indicated by the "Units" column except where an alternate unit is presented to the right of the result.

REPORT OF LABORATORY ANALYSIS

This report shall not be reproduced, except in full,
without the written consent of Pace Analytical Services, LLC.

QUALITY CONTROL DATA

Project: 31401967.705-01.00 L13 MP 312
Pace Project No.: 40224375

METHOD BLANK: 2200299 Matrix: Water
Associated Lab Samples: 40224375001

Parameter	Units	Blank Result	Reporting Limit	Analyzed	Qualifiers
Diisopropyl ether	ug/L	<1.9	6.3	04/05/21 08:46	
Ethylbenzene	ug/L	<0.32	1.1	04/05/21 08:46	
Hexachloro-1,3-butadiene	ug/L	<1.5	4.9	04/05/21 08:46	
Isopropylbenzene (Cumene)	ug/L	<1.7	5.6	04/05/21 08:46	
m&p-Xylene	ug/L	<0.47	2.0	04/05/21 08:46	
Methyl-tert-butyl ether	ug/L	<1.2	4.2	04/05/21 08:46	
Methylcyclohexane	ug/L	<0.87	5.0	04/05/21 08:46	
Methylene Chloride	ug/L	<0.58	5.0	04/05/21 08:46	
n-Butylbenzene	ug/L	<0.71	2.4	04/05/21 08:46	
n-Heptane	ug/L	<2.0	6.7	04/05/21 08:46	
n-Hexane	ug/L	<1.7	5.7	04/05/21 08:46	
n-Propylbenzene	ug/L	<0.81	5.0	04/05/21 08:46	
Naphthalene	ug/L	<1.2	5.0	04/05/21 08:46	
o-Xylene	ug/L	<0.26	1.0	04/05/21 08:46	
p-Isopropyltoluene	ug/L	<0.80	2.7	04/05/21 08:46	
sec-Butylbenzene	ug/L	<0.85	5.0	04/05/21 08:46	
Styrene	ug/L	<3.0	10.0	04/05/21 08:46	
tert-Butylbenzene	ug/L	<0.30	1.0	04/05/21 08:46	
Tetrachloroethene	ug/L	<0.33	1.1	04/05/21 08:46	
Toluene	ug/L	<0.27	1.0	04/05/21 08:46	
trans-1,2-Dichloroethene	ug/L	<0.46	1.5	04/05/21 08:46	
trans-1,3-Dichloropropene	ug/L	<4.4	14.6	04/05/21 08:46	
Trichloroethene	ug/L	<0.26	1.0	04/05/21 08:46	
Trichlorofluoromethane	ug/L	<0.21	1.0	04/05/21 08:46	
Vinyl chloride	ug/L	<0.17	1.0	04/05/21 08:46	
4-Bromofluorobenzene (S)	%	102	70-130	04/05/21 08:46	
Dibromofluoromethane (S)	%	97	70-130	04/05/21 08:46	
Toluene-d8 (S)	%	103	70-130	04/05/21 08:46	

LABORATORY CONTROL SAMPLE: 2200300

Parameter	Units	Spike Conc.	LCS Result	LCS % Rec	% Rec Limits	Qualifiers
1,1,1-Trichloroethane	ug/L	50	49.8	100	70-130	
1,1,1,2-Tetrachloroethane	ug/L	50	45.1	90	66-130	
1,1,2-Trichloroethane	ug/L	50	50.6	101	70-130	
1,1-Dichloroethane	ug/L	50	49.2	98	68-132	
1,1-Dichloroethene	ug/L	50	45.6	91	85-126	
1,2,4-Trichlorobenzene	ug/L	50	49.5	99	70-130	
1,2-Dibromo-3-chloropropane	ug/L	50	44.0	88	51-126	
1,2-Dibromoethane (EDB)	ug/L	50	48.7	97	70-130	
1,2-Dichlorobenzene	ug/L	50	49.5	99	70-130	
1,2-Dichloroethane	ug/L	50	48.3	97	70-130	
1,2-Dichloropropane	ug/L	50	51.7	103	78-125	
1,3-Dichlorobenzene	ug/L	50	50.5	101	70-130	

Results presented on this page are in the units indicated by the "Units" column except where an alternate unit is presented to the right of the result.

REPORT OF LABORATORY ANALYSIS

This report shall not be reproduced, except in full,
without the written consent of Pace Analytical Services, LLC.

QUALITY CONTROL DATA

Project: 31401967.705-01.00 L13 MP 312

Pace Project No.: 40224375

LABORATORY CONTROL SAMPLE: 2200300

Parameter	Units	Spike Conc.	LCS Result	LCS % Rec	% Rec Limits	Qualifiers
1,4-Dichlorobenzene	ug/L	50	49.6	99	70-130	
Benzene	ug/L	50	46.7	93	70-132	
Bromodichloromethane	ug/L	50	52.8	106	70-130	
Bromoform	ug/L	50	50.8	102	65-130	
Bromomethane	ug/L	50	37.0	74	44-128	
Carbon tetrachloride	ug/L	50	53.8	108	70-130	
Chlorobenzene	ug/L	50	52.6	105	70-130	
Chloroethane	ug/L	50	44.9	90	73-137	
Chloroform	ug/L	50	49.5	99	80-122	
Chloromethane	ug/L	50	36.5	73	27-148	
cis-1,2-Dichloroethene	ug/L	50	47.0	94	70-130	
cis-1,3-Dichloropropene	ug/L	50	53.9	108	70-130	
Cyclohexane	ug/L	50	51.2	102	50-150	
Dibromochloromethane	ug/L	50	47.3	95	70-130	
Dichlorodifluoromethane	ug/L	50	38.3	77	22-151	
Ethylbenzene	ug/L	50	52.4	105	80-123	
Isopropylbenzene (Cumene)	ug/L	50	51.7	103	70-130	
m&p-Xylene	ug/L	100	103	103	70-130	
Methyl-tert-butyl ether	ug/L	50	45.5	91	66-130	
Methylcyclohexane	ug/L	50	58.1	116	50-150	
Methylene Chloride	ug/L	50	44.0	88	70-130	
o-Xylene	ug/L	50	50.2	100	70-130	
Styrene	ug/L	50	52.4	105	70-130	
Tetrachloroethene	ug/L	50	54.3	109	70-130	
Toluene	ug/L	50	50.4	101	80-121	
trans-1,2-Dichloroethene	ug/L	50	45.9	92	70-130	
trans-1,3-Dichloropropene	ug/L	50	53.1	106	58-125	
Trichloroethene	ug/L	50	55.8	112	70-130	
Trichlorofluoromethane	ug/L	50	50.4	101	84-148	
Vinyl chloride	ug/L	50	43.7	87	63-142	
4-Bromofluorobenzene (S)	%			106	70-130	
Dibromofluoromethane (S)	%			101	70-130	
Toluene-d8 (S)	%			104	70-130	

MATRIX SPIKE & MATRIX SPIKE DUPLICATE: 2200357 2200358

Parameter	Units	MS		MSD		MS Result	MSD Result	MS % Rec	MSD % Rec	% Rec Limits	RPD	Max RPD	Qual
		40224374001 Result	Spike Conc.	Spike Conc.	Result								
1,1,1-Trichloroethane	ug/L	<0.24	50	50	54.7	54.2	109	108	70-130	1	20		
1,1,2,2-Tetrachloroethane	ug/L	<0.28	50	50	50.3	51.0	101	102	66-130	1	20		
1,1,2-Trichloroethane	ug/L	<0.55	50	50	54.7	56.8	109	114	70-130	4	20		
1,1-Dichloroethane	ug/L	<0.27	50	50	52.5	52.5	105	105	68-132	0	20		
1,1-Dichloroethene	ug/L	<0.24	50	50	50.2	49.3	100	99	76-132	2	20		
1,2,4-Trichlorobenzene	ug/L	<0.95	50	50	54.7	54.7	109	109	70-130	0	20		

Results presented on this page are in the units indicated by the "Units" column except where an alternate unit is presented to the right of the result.

REPORT OF LABORATORY ANALYSIS

This report shall not be reproduced, except in full,
without the written consent of Pace Analytical Services, LLC.

QUALITY CONTROL DATA

Project: 31401967.705-01.00 L13 MP 312

Pace Project No.: 40224375

Parameter	Units	2200357		2200358		MS Result	MSD Result	MS % Rec	MSD % Rec	% Rec Limits	Max RPD	Qual
		40224374001 Result	MS Spike Conc.	MSD Spike Conc.	MS Result							
1,2-Dibromo-3-chloropropane	ug/L	<1.8	50	50	49.7	46.5	99	93	51-126	7	20	
1,2-Dibromoethane (EDB)	ug/L	<0.83	50	50	53.1	54.3	106	109	70-130	2	20	
1,2-Dichlorobenzene	ug/L	<0.71	50	50	53.5	53.4	107	107	70-130	0	20	
1,2-Dichloroethane	ug/L	<0.28	50	50	53.0	52.7	106	105	70-130	1	20	
1,2-Dichloropropane	ug/L	<0.28	50	50	53.6	54.9	107	110	77-125	2	20	
1,3-Dichlorobenzene	ug/L	<0.63	50	50	54.9	55.5	110	111	70-130	1	20	
1,4-Dichlorobenzene	ug/L	<0.94	50	50	54.3	54.2	109	108	70-130	0	20	
Benzene	ug/L	<0.25	50	50	51.3	51.1	103	102	70-132	0	20	
Bromodichloromethane	ug/L	<0.36	50	50	57.6	57.1	115	114	70-130	1	20	
Bromoform	ug/L	<4.0	50	50	55.8	54.7	112	109	65-130	2	20	
Bromomethane	ug/L	<0.97	50	50	41.1	42.8	82	86	44-128	4	21	
Carbon tetrachloride	ug/L	<1.1	50	50	56.8	57.5	114	115	70-132	1	20	
Chlorobenzene	ug/L	<0.71	50	50	56.0	56.2	112	112	70-130	0	20	
Chloroethane	ug/L	<1.3	50	50	59.1	49.4	118	99	70-137	18	20	
Chloroform	ug/L	<1.3	50	50	53.5	53.3	107	107	80-122	0	20	
Chloromethane	ug/L	<2.2	50	50	40.9	41.2	82	82	17-149	1	20	
cis-1,2-Dichloroethene	ug/L	<0.27	50	50	51.6	51.5	103	103	70-130	0	20	
cis-1,3-Dichloropropene	ug/L	<3.6	50	50	58.8	57.4	118	115	70-130	2	20	
Cyclohexane	ug/L	<1.3	50	50	56.3	55.6	113	111	50-150	1	20	
Dibromochloromethane	ug/L	<2.6	50	50	51.8	50.7	104	101	70-130	2	20	
Dichlorodifluoromethane	ug/L	<0.50	50	50	41.2	40.2	82	80	22-158	2	20	
Ethylbenzene	ug/L	<0.32	50	50	56.5	56.8	113	114	80-123	1	20	
Isopropylbenzene (Cumene)	ug/L	<1.7	50	50	55.7	55.4	111	111	70-130	0	20	
m&p-Xylene	ug/L	<0.47	100	100	111	112	111	112	70-130	1	20	
Methyl-tert-butyl ether	ug/L	<1.2	50	50	50.0	49.5	100	99	66-130	1	20	
Methylcyclohexane	ug/L	<0.87	50	50	61.5	61.1	123	122	50-150	1	20	
Methylene Chloride	ug/L	<0.58	50	50	49.6	48.8	99	98	70-130	2	20	
o-Xylene	ug/L	<0.26	50	50	53.6	55.6	107	111	70-130	4	20	
Styrene	ug/L	<3.0	50	50	56.2	56.6	112	113	70-130	1	20	
Tetrachloroethene	ug/L	<0.33	50	50	57.4	56.6	115	113	70-130	1	20	
Toluene	ug/L	<0.27	50	50	54.8	55.8	110	112	80-121	2	20	
trans-1,2-Dichloroethene	ug/L	<0.46	50	50	50.7	50.1	101	100	70-134	1	20	
trans-1,3-Dichloropropene	ug/L	<4.4	50	50	57.4	57.6	115	115	58-130	0	20	
Trichloroethene	ug/L	<0.26	50	50	58.4	59.8	117	120	70-130	2	20	
Trichlorofluoromethane	ug/L	<0.21	50	50	55.2	54.7	110	109	82-151	1	20	
Vinyl chloride	ug/L	<0.17	50	50	46.9	47.1	94	94	61-143	1	20	
4-Bromofluorobenzene (S)	%						105	106	70-130			
Dibromofluoromethane (S)	%						100	100	70-130			
Toluene-d8 (S)	%						104	103	70-130			

Results presented on this page are in the units indicated by the "Units" column except where an alternate unit is presented to the right of the result.

REPORT OF LABORATORY ANALYSIS

This report shall not be reproduced, except in full,
without the written consent of Pace Analytical Services, LLC.

QUALIFIERS

Project: 31401967.705-01.00 L13 MP 312

Pace Project No.: 40224375

DEFINITIONS

DF - Dilution Factor, if reported, represents the factor applied to the reported data due to dilution of the sample aliquot.

ND - Not Detected at or above LOD.

J - Estimated concentration at or above the LOD and below the LOQ.

LOD - Limit of Detection adjusted for dilution factor, percent moisture, initial weight and final volume.

LOQ - Limit of Quantitation adjusted for dilution factor, percent moisture, initial weight and final volume.

S - Surrogate

1,2-Diphenylhydrazine decomposes to and cannot be separated from Azobenzene using Method 8270. The result for each analyte is a combined concentration.

Consistent with EPA guidelines, unrounded data are displayed and have been used to calculate % recovery and RPD values.

LCS(D) - Laboratory Control Sample (Duplicate)

MS(D) - Matrix Spike (Duplicate)

DUP - Sample Duplicate

RPD - Relative Percent Difference

NC - Not Calculable.

SG - Silica Gel - Clean-Up

U - Indicates the compound was analyzed for, but not detected at or above the adjusted LOD.

N-Nitrosodiphenylamine decomposes and cannot be separated from Diphenylamine using Method 8270. The result reported for each analyte is a combined concentration.

Pace Analytical is TNI accredited. Contact your Pace PM for the current list of accredited analytes.

TNI - The NELAC Institute.

WORKORDER QUALIFIERS

WO: 40224375

[1] Mass spectral library search was performed on this sample. Tentatively Identified Compounds (TIC's) were not present.

REPORT OF LABORATORY ANALYSIS

This report shall not be reproduced, except in full,
without the written consent of Pace Analytical Services, LLC.

QUALITY CONTROL DATA CROSS REFERENCE TABLE

Project: 31401967.705-01.00 L13 MP 312
Pace Project No.: 40224375

Lab ID	Sample ID	QC Batch Method	QC Batch	Analytical Method	Analytical Batch
40224375001	2021.04.01_LUBBERT_ARTESIAN	EPA 8260	381438		

REPORT OF LABORATORY ANALYSIS

This report shall not be reproduced, except in full,
without the written consent of Pace Analytical Services, LLC.

CHAIN-OF-CUSTODY RECORD

40224375

WSP Office Address 5957 McKee Road, Suite 7, Madison, WI 53719						Requested Analyses & Preservatives										No. 003		WSP	
Project Name L13 MP 312 Valve Site			WSP Contact Name Tim Huff			Number of Containers	VOCs (EPA Method 8260) - 48 Hr TAT	GRO (WI Modified) - 10-day TAT	butane, ethane, isobutane, propane (RSK-175) 10-day TAT									Laboratory Name & Location Pace Analytical - Green Bay, WI	
Project Location Ft Atkinson, WI			WSP Contact E-mail tim.huff@wsp.com															Laboratory Project Manager Dan Milewsky	
Project Number & Task 31401967.705 - 01.00			WSP Contact Phone 571-217-6759															Requested Turn-Around-Time <input checked="" type="checkbox"/> Standard <input type="checkbox"/> 24 HR <input checked="" type="checkbox"/> 48 HR <input type="checkbox"/> 72 HR <input type="checkbox"/> HR	
Sampler(s) Name(s) Cal Johnson			Sampler(s) Signature(s) 															Requested Deliverable <input checked="" type="checkbox"/> Level II <input type="checkbox"/> ERIMS EDD <input type="checkbox"/> Level III <input checked="" type="checkbox"/> GISKEY EDD <input type="checkbox"/> Level IV <input type="checkbox"/> EQUIS EDD	
Sample Identification		Matrix	Collection Start*		Collection Stop*												Sample Comments		
			Date	Time	Date	Time													
2021.04.01_Lubbert_Artisan		AQ	4/1/21	1020	-	-	3	X										Lubbert Artisan 001	
Relinquished By (Signature) 		Date	Time	Received By (Signature)		Date	Time	Shipment Method		Tracking Number(s)									
		4/1/21	1800					Fed Ex		see SUR MUM-2-21									
Relinquished By (Signature) FedEx Express		Date	Time	Received By (Signature) Marilyn Michel Lee		Date	Time	Number of Packages		Custody Seal Number(s)									
		4-2-21	0820			4-2-21	0820	3		←									

*Use stop time/date for composite and/or air samples; use only start time/date for all other samples. Matrix: AQ = Aqueous, S = Soil, SE = Sediment, A = Air, W = Wipe, B = Bulk, O = Other (define in comments)

Client Name: WSP
 Project # 40224375

Sample Preservation Receipt Form


Pace Analytical Services, LLC
 1241 Bellevue Street, Suite 9
 Green Bay, WI 54302

All containers needing preservation have been checked and noted below: Yes No N/A
 Initial when completed: _____ Date/Time: _____

Pace Lab #	Glass	Plastic	Vials	Jars	General	VOA Vials (>6mm) *	H2SO4 pH ≤2	NaOH+Zn Act pH ≥9	NaOH pH ≥12	HNO3 pH ≤2	pH after adjusted	Volume (mL)					
													BP1U	BP3U	BP3B	BP3N	BP3S
001	AG1U											2.5/5/10					
002	BG1U											2.5/5/10					
003	AG1H											2.5/5/10					
004	AG4S											2.5/5/10					
005	AG4U											2.5/5/10					
006	AG5U											2.5/5/10					
007	AG2S											2.5/5/10					
008	BG3U											2.5/5/10					
009	BP1U											2.5/5/10					
010	BP3U											2.5/5/10					
011	BP3B											2.5/5/10					
012	BP3N											2.5/5/10					
013	BP3S											2.5/5/10					
014	VG9A											2.5/5/10					
015	DG9T											2.5/5/10					
016	VG9U											2.5/5/10					
017	VG9H											2.5/5/10					
018	VG9M											2.5/5/10					
019	VG9D											2.5/5/10					
020	JGFU											2.5/5/10					
	JG9U											2.5/5/10					
	WGFU											2.5/5/10					
	WPFU											2.5/5/10					
	SP5T											2.5/5/10					
	ZPLC											2.5/5/10					
	GN											2.5/5/10					

Exceptions to preservation check: VOA Coliform, TOC, TOX, TOH, O&G, WI DRO, Phenolics, Other: _____ Headspace in VOA Vials (>6mm) : Yes No N/A *If yes look in headspace column

AG1U 1 liter amber glass	BP1U 1 liter plastic unpres	VG9A 40 mL clear ascorbic	JGFU 4 oz amber jar unpres
BG1U 1 liter clear glass	BP3U 250 mL plastic unpres	DG9T 40 mL amber Na Thio	JG9U 9 oz amber jar unpres
AG1H 1 liter amber glass HCL	BP3B 250 mL plastic NaOH	VG9U 40 mL clear vial unpres	WGFU 4 oz clear jar unpres
AG4S 125 mL amber glass H2SO4	BP3N 250 mL plastic HNO3	VG9H 40 mL clear vial HCL	WPFU 4 oz plastic jar unpres
AG4U 120 mL amber glass unpres	BP3S 250 mL plastic H2SO4	VG9M 40 mL clear vial MeOH	SP5T 120 mL plastic Na Thiosulfate
AG5U 100 mL amber glass unpres		VG9D 40 mL clear vial DI	ZPLC ziploc bag
AG2S 500 mL amber glass H2SO4			GN
BG3U 250 mL clear glass unpres			

 1241 Bellevue Street, Green Bay, WI 54302	Document Name: Sample Condition Upon Receipt (SCUR)	Document Revised: 26Mar2020
	Document No.: ENV-FRM-GBAY-0014-Rev.00	Author: Pace Green Bay Quality Office

Sample Condition Upon Receipt Form (SCUR)

Project #: _____

 Client Name: WSP
WO# : 40224375

 Courier: CS Logistics Fed Ex Speedee UPS Waltco
 Client Pace Other: _____

 Tracking #: 7854 9631 3539 - MSTR #

 Custody Seal on Cooler/Box Present: yes no Seals intact: yes no

 Custody Seal on Samples Present: yes no Seals intact: yes no

 Packing Material: Bubble Wrap Bubble Bags None Other

 Thermometer Used SR - 99 Type of Ice: Wet Blue Dry None Samples on ice, cooling process has begun

 Cooler Temperature Uncorr: 1.0/2.0 / Corr: 1.0/2.0/0.5

 Temp Blank Present: yes no ^{0.5} Biological Tissue is Frozen: yes no

Person examining contents:	
Date: <u>4-2-21</u>	Initials: <u>MLR</u>
Labeled By Initials: <u>SKW</u>	

 Temp should be above freezing to 6°C.
 Biota Samples may be received at ≤ 0°C if shipped on Dry Ice.

Chain of Custody Present:	<input checked="" type="checkbox"/> Yes <input type="checkbox"/> No <input type="checkbox"/> N/A	1.
Chain of Custody Filled Out:	<input checked="" type="checkbox"/> Yes <input type="checkbox"/> No <input type="checkbox"/> N/A	2.
Chain of Custody Relinquished:	<input checked="" type="checkbox"/> Yes <input type="checkbox"/> No <input type="checkbox"/> N/A	3.
Sampler Name & Signature on COC:	<input checked="" type="checkbox"/> Yes <input type="checkbox"/> No <input type="checkbox"/> N/A	4.
Samples Arrived within Hold Time:	<input checked="" type="checkbox"/> Yes <input type="checkbox"/> No	5.
- VOA Samples frozen upon receipt	<input type="checkbox"/> Yes <input type="checkbox"/> No	Date/Time:
Short Hold Time Analysis (<72hr):	<input type="checkbox"/> Yes <input checked="" type="checkbox"/> No	6.
Rush Turn Around Time Requested:	<input checked="" type="checkbox"/> Yes <input type="checkbox"/> No	7.
Sufficient Volume:		8.
For Analysis: <input checked="" type="checkbox"/> Yes <input type="checkbox"/> No MS/MSD: <input type="checkbox"/> Yes <input checked="" type="checkbox"/> No <input type="checkbox"/> N/A		
Correct Containers Used:	<input checked="" type="checkbox"/> Yes <input type="checkbox"/> No	9.
-Pace Containers Used:	<input checked="" type="checkbox"/> Yes <input type="checkbox"/> No <input type="checkbox"/> N/A	
-Pace IR Containers Used:	<input type="checkbox"/> Yes <input type="checkbox"/> No <input checked="" type="checkbox"/> N/A	
Containers Intact:	<input checked="" type="checkbox"/> Yes <input type="checkbox"/> No	10.
Filtered volume received for Dissolved tests	<input type="checkbox"/> Yes <input type="checkbox"/> No <input checked="" type="checkbox"/> N/A	11.
Sample Labels match COC:	<input type="checkbox"/> Yes <input checked="" type="checkbox"/> No <input type="checkbox"/> N/A	12.
-Includes date/time/ID/Analysis Matrix: <u>W</u>		<u>(2) IDs and in "Artisian" MUR 4-2-21</u>
Trip Blank Present:	<input type="checkbox"/> Yes <input checked="" type="checkbox"/> No <input type="checkbox"/> N/A	13.
Trip Blank Custody Seals Present	<input type="checkbox"/> Yes <input type="checkbox"/> No <input checked="" type="checkbox"/> N/A	
Pace Trip Blank Lot # (if purchased):		

 Client Notification/ Resolution: _____ If checked, see attached form for additional comments

Person Contacted: _____ Date/Time: _____

Comments/ Resolution: _____

PM Review is documented electronically in LIMs. By releasing the project, the PM acknowledges they have reviewed the sample logir

April 06, 2021

Timothy Huff
WSP USA
211 North Broadway
Saint Louis, MO 63102

RE: Project: 31401967.705-01.00 L13 MP 312
Pace Project No.: 40224379

Dear Timothy Huff:


Enclosed are the analytical results for sample(s) received by the laboratory on April 02, 2021. The results relate only to the samples included in this report. Results reported herein conform to the applicable TNI/NELAC Standards and the laboratory's Quality Manual, where applicable, unless otherwise noted in the body of the report.

The test results provided in this final report were generated by each of the following laboratories within the Pace Network:

- Pace Analytical Services - Green Bay

If you have any questions concerning this report, please feel free to contact me.

Sincerely,



Dan Milewsky
dan.milewsky@pacelabs.com
(920)469-2436
Project Manager

Enclosures

cc: Cal Johnson, WSP USA - MADISON
Brian Kimpel, WSP USA



REPORT OF LABORATORY ANALYSIS

This report shall not be reproduced, except in full,
without the written consent of Pace Analytical Services, LLC.

CERTIFICATIONS

Project: 31401967.705-01.00 L13 MP 312

Pace Project No.: 40224379

Pace Analytical Services Green Bay

1241 Bellevue Street, Green Bay, WI 54302

Florida/NELAP Certification #: E87948

Illinois Certification #: 200050

Kentucky UST Certification #: 82

Louisiana Certification #: 04168

Minnesota Certification #: 055-999-334

New York Certification #: 12064

North Dakota Certification #: R-150

Virginia VELAP ID: 460263

South Carolina Certification #: 83006001

Texas Certification #: T104704529-14-1

Wisconsin Certification #: 405132750

Wisconsin DATCP Certification #: 105-444

USDA Soil Permit #: P330-16-00157

Federal Fish & Wildlife Permit #: LE51774A-0

REPORT OF LABORATORY ANALYSIS

This report shall not be reproduced, except in full,
without the written consent of Pace Analytical Services, LLC.

SAMPLE SUMMARY

Project: 31401967.705-01.00 L13 MP 312
Pace Project No.: 40224379

Lab ID	Sample ID	Matrix	Date Collected	Date Received
40224379001	2021.04.01_DUPLICATE_POTABL E	Water	04/01/21 00:00	04/02/21 08:20
40224379002	TB-01042021B	Water	04/01/21 00:00	04/02/21 08:20

REPORT OF LABORATORY ANALYSIS

This report shall not be reproduced, except in full,
without the written consent of Pace Analytical Services, LLC.

SAMPLE ANALYTE COUNT

Project: 31401967.705-01.00 L13 MP 312
Pace Project No.: 40224379

Lab ID	Sample ID	Method	Analysts	Analytes Reported
40224379001	2021.04.01_DUPLICATE_POTABLE	EPA 8260	HNW	68
40224379002	TB-01042021B	EPA 8260	HNW	68

PASI-G = Pace Analytical Services - Green Bay

REPORT OF LABORATORY ANALYSIS

This report shall not be reproduced, except in full,
without the written consent of Pace Analytical Services, LLC.

ANALYTICAL RESULTS

Project: 31401967.705-01.00 L13 MP 312

Pace Project No.: 40224379

Sample: **2021.04.01_DUPLICATE_P** Lab ID: **40224379001** Collected: 04/01/21 00:00 Received: 04/02/21 08:20 Matrix: Water
OTABLE

Parameters	Results	Units	LOQ	LOD	DF	Prepared	Analyzed	CAS No.	Qual
8260 MSV Oxygenates		Analytical Method: EPA 8260 Pace Analytical Services - Green Bay							
1,1,1,2-Tetrachloroethane	<0.27	ug/L	1.0	0.27	1		04/05/21 13:24	630-20-6	
1,1,1-Trichloroethane	<0.24	ug/L	1.0	0.24	1		04/05/21 13:24	71-55-6	
1,1,2,2-Tetrachloroethane	<0.28	ug/L	1.0	0.28	1		04/05/21 13:24	79-34-5	
1,1,2-Trichloroethane	<0.55	ug/L	5.0	0.55	1		04/05/21 13:24	79-00-5	
1,1-Dichloroethane	<0.27	ug/L	1.0	0.27	1		04/05/21 13:24	75-34-3	
1,1-Dichloroethene	<0.24	ug/L	1.0	0.24	1		04/05/21 13:24	75-35-4	
1,1-Dichloropropene	<0.54	ug/L	1.8	0.54	1		04/05/21 13:24	563-58-6	
1,2,3-Trichlorobenzene	<2.2	ug/L	7.4	2.2	1		04/05/21 13:24	87-61-6	
1,2,3-Trichloropropane	<0.59	ug/L	5.0	0.59	1		04/05/21 13:24	96-18-4	
1,2,4-Trichlorobenzene	<0.95	ug/L	5.0	0.95	1		04/05/21 13:24	120-82-1	
1,2,4-Trimethylbenzene	<0.84	ug/L	2.8	0.84	1		04/05/21 13:24	95-63-6	
1,2-Dibromo-3-chloropropane	<1.8	ug/L	5.9	1.8	1		04/05/21 13:24	96-12-8	
1,2-Dibromoethane (EDB)	<0.83	ug/L	2.8	0.83	1		04/05/21 13:24	106-93-4	
1,2-Dichlorobenzene	<0.71	ug/L	2.4	0.71	1		04/05/21 13:24	95-50-1	
1,2-Dichloroethane	<0.28	ug/L	1.0	0.28	1		04/05/21 13:24	107-06-2	
1,2-Dichloropropane	<0.28	ug/L	1.0	0.28	1		04/05/21 13:24	78-87-5	
1,3,5-Trimethylbenzene	<0.87	ug/L	2.9	0.87	1		04/05/21 13:24	108-67-8	
1,3-Dichlorobenzene	<0.63	ug/L	2.1	0.63	1		04/05/21 13:24	541-73-1	
1,3-Dichloropropane	<0.83	ug/L	2.8	0.83	1		04/05/21 13:24	142-28-9	
1,4-Dichlorobenzene	<0.94	ug/L	3.1	0.94	1		04/05/21 13:24	106-46-7	
2,2-Dichloropropane	<2.3	ug/L	7.6	2.3	1		04/05/21 13:24	594-20-7	
2-Chlorotoluene	<0.93	ug/L	5.0	0.93	1		04/05/21 13:24	95-49-8	
4-Chlorotoluene	<0.76	ug/L	2.5	0.76	1		04/05/21 13:24	106-43-4	
Benzene	<0.25	ug/L	1.0	0.25	1		04/05/21 13:24	71-43-2	
Bromobenzene	<0.24	ug/L	1.0	0.24	1		04/05/21 13:24	108-86-1	
Bromochloromethane	<0.36	ug/L	5.0	0.36	1		04/05/21 13:24	74-97-5	
Bromodichloromethane	<0.36	ug/L	1.2	0.36	1		04/05/21 13:24	75-27-4	
Bromoform	<4.0	ug/L	13.2	4.0	1		04/05/21 13:24	75-25-2	
Bromomethane	<0.97	ug/L	5.0	0.97	1		04/05/21 13:24	74-83-9	
Carbon tetrachloride	<1.1	ug/L	3.6	1.1	1		04/05/21 13:24	56-23-5	
Chlorobenzene	<0.71	ug/L	2.4	0.71	1		04/05/21 13:24	108-90-7	
Chloroethane	<1.3	ug/L	5.0	1.3	1		04/05/21 13:24	75-00-3	
Chloroform	<1.3	ug/L	5.0	1.3	1		04/05/21 13:24	67-66-3	
Chloromethane	<2.2	ug/L	7.3	2.2	1		04/05/21 13:24	74-87-3	
Cyclohexane	<1.3	ug/L	5.0	1.3	1		04/05/21 13:24	110-82-7	
Dibromochloromethane	<2.6	ug/L	8.7	2.6	1		04/05/21 13:24	124-48-1	
Dibromomethane	<0.94	ug/L	3.1	0.94	1		04/05/21 13:24	74-95-3	
Dichlorodifluoromethane	<0.50	ug/L	5.0	0.50	1		04/05/21 13:24	75-71-8	
Diisopropyl ether	<1.9	ug/L	6.3	1.9	1		04/05/21 13:24	108-20-3	
Ethylbenzene	<0.32	ug/L	1.1	0.32	1		04/05/21 13:24	100-41-4	
Hexachloro-1,3-butadiene	<1.5	ug/L	4.9	1.5	1		04/05/21 13:24	87-68-3	
Isopropylbenzene (Cumene)	<1.7	ug/L	5.6	1.7	1		04/05/21 13:24	98-82-8	
Methyl-tert-butyl ether	<1.2	ug/L	4.2	1.2	1		04/05/21 13:24	1634-04-4	
Methylcyclohexane	<0.87	ug/L	5.0	0.87	1		04/05/21 13:24	108-87-2	

REPORT OF LABORATORY ANALYSIS

This report shall not be reproduced, except in full,
without the written consent of Pace Analytical Services, LLC.

ANALYTICAL RESULTS

Project: 31401967.705-01.00 L13 MP 312
Pace Project No.: 40224379

Sample: 2021.04.01_DUPLICATE_P **Lab ID:** 40224379001 **Collected:** 04/01/21 00:00 **Received:** 04/02/21 08:20 **Matrix:** Water
OTABLE

Parameters	Results	Units	LOQ	LOD	DF	Prepared	Analyzed	CAS No.	Qual
8260 MSV Oxygenates		Analytical Method: EPA 8260 Pace Analytical Services - Green Bay							
Methylene Chloride	<0.58	ug/L	5.0	0.58	1		04/05/21 13:24	75-09-2	
Naphthalene	<1.2	ug/L	5.0	1.2	1		04/05/21 13:24	91-20-3	
Styrene	<3.0	ug/L	10.0	3.0	1		04/05/21 13:24	100-42-5	
Tetrachloroethene	<0.33	ug/L	1.1	0.33	1		04/05/21 13:24	127-18-4	
Toluene	<0.27	ug/L	1.0	0.27	1		04/05/21 13:24	108-88-3	
Trichloroethene	<0.26	ug/L	1.0	0.26	1		04/05/21 13:24	79-01-6	
Trichlorofluoromethane	<0.21	ug/L	1.0	0.21	1		04/05/21 13:24	75-69-4	
Vinyl chloride	<0.17	ug/L	1.0	0.17	1		04/05/21 13:24	75-01-4	
cis-1,2-Dichloroethene	<0.27	ug/L	1.0	0.27	1		04/05/21 13:24	156-59-2	
cis-1,3-Dichloropropene	<3.6	ug/L	12.1	3.6	1		04/05/21 13:24	10061-01-5	
m&p-Xylene	<0.47	ug/L	2.0	0.47	1		04/05/21 13:24	179601-23-1	
n-Butylbenzene	<0.71	ug/L	2.4	0.71	1		04/05/21 13:24	104-51-8	
n-Heptane	<2.0	ug/L	6.7	2.0	1		04/05/21 13:24	142-82-5	
n-Hexane	<1.7	ug/L	5.7	1.7	1		04/05/21 13:24	110-54-3	
n-Propylbenzene	<0.81	ug/L	5.0	0.81	1		04/05/21 13:24	103-65-1	
o-Xylene	<0.26	ug/L	1.0	0.26	1		04/05/21 13:24	95-47-6	
p-Isopropyltoluene	<0.80	ug/L	2.7	0.80	1		04/05/21 13:24	99-87-6	
sec-Butylbenzene	<0.85	ug/L	5.0	0.85	1		04/05/21 13:24	135-98-8	
tert-Butylbenzene	<0.30	ug/L	1.0	0.30	1		04/05/21 13:24	98-06-6	
trans-1,2-Dichloroethene	<0.46	ug/L	1.5	0.46	1		04/05/21 13:24	156-60-5	
trans-1,3-Dichloropropene	<4.4	ug/L	14.6	4.4	1		04/05/21 13:24	10061-02-6	
Surrogates									
Dibromofluoromethane (S)	102	%	70-130		1		04/05/21 13:24	1868-53-7	
Toluene-d8 (S)	104	%	70-130		1		04/05/21 13:24	2037-26-5	
4-Bromofluorobenzene (S)	103	%	70-130		1		04/05/21 13:24	460-00-4	

REPORT OF LABORATORY ANALYSIS

This report shall not be reproduced, except in full,
without the written consent of Pace Analytical Services, LLC.

ANALYTICAL RESULTS

Project: 31401967.705-01.00 L13 MP 312

Pace Project No.: 40224379

Sample: TB-01042021B **Lab ID: 40224379002** Collected: 04/01/21 00:00 Received: 04/02/21 08:20 Matrix: Water

Parameters	Results	Units	LOQ	LOD	DF	Prepared	Analyzed	CAS No.	Qual
8260 MSV Oxygenates		Analytical Method: EPA 8260 Pace Analytical Services - Green Bay							
1,1,1,2-Tetrachloroethane	<0.27	ug/L	1.0	0.27	1		04/05/21 10:33	630-20-6	
1,1,1-Trichloroethane	<0.24	ug/L	1.0	0.24	1		04/05/21 10:33	71-55-6	
1,1,2,2-Tetrachloroethane	<0.28	ug/L	1.0	0.28	1		04/05/21 10:33	79-34-5	
1,1,2-Trichloroethane	<0.55	ug/L	5.0	0.55	1		04/05/21 10:33	79-00-5	
1,1-Dichloroethane	<0.27	ug/L	1.0	0.27	1		04/05/21 10:33	75-34-3	
1,1-Dichloroethene	<0.24	ug/L	1.0	0.24	1		04/05/21 10:33	75-35-4	
1,1-Dichloropropene	<0.54	ug/L	1.8	0.54	1		04/05/21 10:33	563-58-6	
1,2,3-Trichlorobenzene	<2.2	ug/L	7.4	2.2	1		04/05/21 10:33	87-61-6	
1,2,3-Trichloropropane	<0.59	ug/L	5.0	0.59	1		04/05/21 10:33	96-18-4	
1,2,4-Trichlorobenzene	<0.95	ug/L	5.0	0.95	1		04/05/21 10:33	120-82-1	
1,2,4-Trimethylbenzene	<0.84	ug/L	2.8	0.84	1		04/05/21 10:33	95-63-6	
1,2-Dibromo-3-chloropropane	<1.8	ug/L	5.9	1.8	1		04/05/21 10:33	96-12-8	
1,2-Dibromoethane (EDB)	<0.83	ug/L	2.8	0.83	1		04/05/21 10:33	106-93-4	
1,2-Dichlorobenzene	<0.71	ug/L	2.4	0.71	1		04/05/21 10:33	95-50-1	
1,2-Dichloroethane	<0.28	ug/L	1.0	0.28	1		04/05/21 10:33	107-06-2	
1,2-Dichloropropane	<0.28	ug/L	1.0	0.28	1		04/05/21 10:33	78-87-5	
1,3,5-Trimethylbenzene	<0.87	ug/L	2.9	0.87	1		04/05/21 10:33	108-67-8	
1,3-Dichlorobenzene	<0.63	ug/L	2.1	0.63	1		04/05/21 10:33	541-73-1	
1,3-Dichloropropane	<0.83	ug/L	2.8	0.83	1		04/05/21 10:33	142-28-9	
1,4-Dichlorobenzene	<0.94	ug/L	3.1	0.94	1		04/05/21 10:33	106-46-7	
2,2-Dichloropropane	<2.3	ug/L	7.6	2.3	1		04/05/21 10:33	594-20-7	
2-Chlorotoluene	<0.93	ug/L	5.0	0.93	1		04/05/21 10:33	95-49-8	
4-Chlorotoluene	<0.76	ug/L	2.5	0.76	1		04/05/21 10:33	106-43-4	
Benzene	<0.25	ug/L	1.0	0.25	1		04/05/21 10:33	71-43-2	
Bromobenzene	<0.24	ug/L	1.0	0.24	1		04/05/21 10:33	108-86-1	
Bromochloromethane	<0.36	ug/L	5.0	0.36	1		04/05/21 10:33	74-97-5	
Bromodichloromethane	<0.36	ug/L	1.2	0.36	1		04/05/21 10:33	75-27-4	
Bromoform	<4.0	ug/L	13.2	4.0	1		04/05/21 10:33	75-25-2	
Bromomethane	<0.97	ug/L	5.0	0.97	1		04/05/21 10:33	74-83-9	
Carbon tetrachloride	<1.1	ug/L	3.6	1.1	1		04/05/21 10:33	56-23-5	
Chlorobenzene	<0.71	ug/L	2.4	0.71	1		04/05/21 10:33	108-90-7	
Chloroethane	<1.3	ug/L	5.0	1.3	1		04/05/21 10:33	75-00-3	
Chloroform	<1.3	ug/L	5.0	1.3	1		04/05/21 10:33	67-66-3	
Chloromethane	<2.2	ug/L	7.3	2.2	1		04/05/21 10:33	74-87-3	
Cyclohexane	<1.3	ug/L	5.0	1.3	1		04/05/21 10:33	110-82-7	
Dibromochloromethane	<2.6	ug/L	8.7	2.6	1		04/05/21 10:33	124-48-1	
Dibromomethane	<0.94	ug/L	3.1	0.94	1		04/05/21 10:33	74-95-3	
Dichlorodifluoromethane	<0.50	ug/L	5.0	0.50	1		04/05/21 10:33	75-71-8	
Diisopropyl ether	<1.9	ug/L	6.3	1.9	1		04/05/21 10:33	108-20-3	
Ethylbenzene	<0.32	ug/L	1.1	0.32	1		04/05/21 10:33	100-41-4	
Hexachloro-1,3-butadiene	<1.5	ug/L	4.9	1.5	1		04/05/21 10:33	87-68-3	
Isopropylbenzene (Cumene)	<1.7	ug/L	5.6	1.7	1		04/05/21 10:33	98-82-8	
Methyl-tert-butyl ether	<1.2	ug/L	4.2	1.2	1		04/05/21 10:33	1634-04-4	
Methylcyclohexane	<0.87	ug/L	5.0	0.87	1		04/05/21 10:33	108-87-2	
Methylene Chloride	<0.58	ug/L	5.0	0.58	1		04/05/21 10:33	75-09-2	

REPORT OF LABORATORY ANALYSIS

This report shall not be reproduced, except in full,
without the written consent of Pace Analytical Services, LLC.

ANALYTICAL RESULTS

Project: 31401967.705-01.00 L13 MP 312

Pace Project No.: 40224379

Sample: TB-01042021B **Lab ID: 40224379002** Collected: 04/01/21 00:00 Received: 04/02/21 08:20 Matrix: Water

Parameters	Results	Units	LOQ	LOD	DF	Prepared	Analyzed	CAS No.	Qual
8260 MSV Oxygenates									
Analytical Method: EPA 8260									
Pace Analytical Services - Green Bay									
Naphthalene	<1.2	ug/L	5.0	1.2	1		04/05/21 10:33	91-20-3	
Styrene	<3.0	ug/L	10.0	3.0	1		04/05/21 10:33	100-42-5	
Tetrachloroethene	<0.33	ug/L	1.1	0.33	1		04/05/21 10:33	127-18-4	
Toluene	<0.27	ug/L	1.0	0.27	1		04/05/21 10:33	108-88-3	
Trichloroethene	<0.26	ug/L	1.0	0.26	1		04/05/21 10:33	79-01-6	
Trichlorofluoromethane	<0.21	ug/L	1.0	0.21	1		04/05/21 10:33	75-69-4	
Vinyl chloride	<0.17	ug/L	1.0	0.17	1		04/05/21 10:33	75-01-4	
cis-1,2-Dichloroethene	<0.27	ug/L	1.0	0.27	1		04/05/21 10:33	156-59-2	
cis-1,3-Dichloropropene	<3.6	ug/L	12.1	3.6	1		04/05/21 10:33	10061-01-5	
m&p-Xylene	<0.47	ug/L	2.0	0.47	1		04/05/21 10:33	179601-23-1	
n-Butylbenzene	<0.71	ug/L	2.4	0.71	1		04/05/21 10:33	104-51-8	
n-Heptane	<2.0	ug/L	6.7	2.0	1		04/05/21 10:33	142-82-5	
n-Hexane	<1.7	ug/L	5.7	1.7	1		04/05/21 10:33	110-54-3	
n-Propylbenzene	<0.81	ug/L	5.0	0.81	1		04/05/21 10:33	103-65-1	
o-Xylene	<0.26	ug/L	1.0	0.26	1		04/05/21 10:33	95-47-6	
p-Isopropyltoluene	<0.80	ug/L	2.7	0.80	1		04/05/21 10:33	99-87-6	
sec-Butylbenzene	<0.85	ug/L	5.0	0.85	1		04/05/21 10:33	135-98-8	
tert-Butylbenzene	<0.30	ug/L	1.0	0.30	1		04/05/21 10:33	98-06-6	
trans-1,2-Dichloroethene	<0.46	ug/L	1.5	0.46	1		04/05/21 10:33	156-60-5	
trans-1,3-Dichloropropene	<4.4	ug/L	14.6	4.4	1		04/05/21 10:33	10061-02-6	
Surrogates									
Dibromofluoromethane (S)	99	%	70-130		1		04/05/21 10:33	1868-53-7	
Toluene-d8 (S)	105	%	70-130		1		04/05/21 10:33	2037-26-5	
4-Bromofluorobenzene (S)	105	%	70-130		1		04/05/21 10:33	460-00-4	

REPORT OF LABORATORY ANALYSIS

This report shall not be reproduced, except in full,
without the written consent of Pace Analytical Services, LLC.

QUALITY CONTROL DATA

Project: 31401967.705-01.00 L13 MP 312

Pace Project No.: 40224379

QC Batch: 381438

Analysis Method: EPA 8260

QC Batch Method: EPA 8260

Analysis Description: 8260 MSV Oxygenates

Laboratory: Pace Analytical Services - Green Bay

Associated Lab Samples: 40224379001, 40224379002

METHOD BLANK: 2200299

Matrix: Water

Associated Lab Samples: 40224379001, 40224379002

Parameter	Units	Blank Result	Reporting Limit	Analyzed	Qualifiers
1,1,1,2-Tetrachloroethane	ug/L	<0.27	1.0	04/05/21 08:46	
1,1,1-Trichloroethane	ug/L	<0.24	1.0	04/05/21 08:46	
1,1,2,2-Tetrachloroethane	ug/L	<0.28	1.0	04/05/21 08:46	
1,1,2-Trichloroethane	ug/L	<0.55	5.0	04/05/21 08:46	
1,1-Dichloroethane	ug/L	<0.27	1.0	04/05/21 08:46	
1,1-Dichloroethene	ug/L	<0.24	1.0	04/05/21 08:46	
1,1-Dichloropropene	ug/L	<0.54	1.8	04/05/21 08:46	
1,2,3-Trichlorobenzene	ug/L	<2.2	7.4	04/05/21 08:46	
1,2,3-Trichloropropane	ug/L	<0.59	5.0	04/05/21 08:46	
1,2,4-Trichlorobenzene	ug/L	<0.95	5.0	04/05/21 08:46	
1,2,4-Trimethylbenzene	ug/L	<0.84	2.8	04/05/21 08:46	
1,2-Dibromo-3-chloropropane	ug/L	<1.8	5.9	04/05/21 08:46	
1,2-Dibromoethane (EDB)	ug/L	<0.83	2.8	04/05/21 08:46	
1,2-Dichlorobenzene	ug/L	<0.71	2.4	04/05/21 08:46	
1,2-Dichloroethane	ug/L	<0.28	1.0	04/05/21 08:46	
1,2-Dichloropropane	ug/L	<0.28	1.0	04/05/21 08:46	
1,3,5-Trimethylbenzene	ug/L	<0.87	2.9	04/05/21 08:46	
1,3-Dichlorobenzene	ug/L	<0.63	2.1	04/05/21 08:46	
1,3-Dichloropropane	ug/L	<0.83	2.8	04/05/21 08:46	
1,4-Dichlorobenzene	ug/L	<0.94	3.1	04/05/21 08:46	
2,2-Dichloropropane	ug/L	<2.3	7.6	04/05/21 08:46	
2-Chlorotoluene	ug/L	<0.93	5.0	04/05/21 08:46	
4-Chlorotoluene	ug/L	<0.76	2.5	04/05/21 08:46	
Benzene	ug/L	<0.25	1.0	04/05/21 08:46	
Bromobenzene	ug/L	<0.24	1.0	04/05/21 08:46	
Bromochloromethane	ug/L	<0.36	5.0	04/05/21 08:46	
Bromodichloromethane	ug/L	<0.36	1.2	04/05/21 08:46	
Bromoform	ug/L	<4.0	13.2	04/05/21 08:46	
Bromomethane	ug/L	<0.97	5.0	04/05/21 08:46	
Carbon tetrachloride	ug/L	<1.1	3.6	04/05/21 08:46	
Chlorobenzene	ug/L	<0.71	2.4	04/05/21 08:46	
Chloroethane	ug/L	<1.3	5.0	04/05/21 08:46	
Chloroform	ug/L	<1.3	5.0	04/05/21 08:46	
Chloromethane	ug/L	<2.2	7.3	04/05/21 08:46	
cis-1,2-Dichloroethene	ug/L	<0.27	1.0	04/05/21 08:46	
cis-1,3-Dichloropropene	ug/L	<3.6	12.1	04/05/21 08:46	
Cyclohexane	ug/L	<1.3	5.0	04/05/21 08:46	
Dibromochloromethane	ug/L	<2.6	8.7	04/05/21 08:46	
Dibromomethane	ug/L	<0.94	3.1	04/05/21 08:46	
Dichlorodifluoromethane	ug/L	<0.50	5.0	04/05/21 08:46	

Results presented on this page are in the units indicated by the "Units" column except where an alternate unit is presented to the right of the result.

REPORT OF LABORATORY ANALYSIS

This report shall not be reproduced, except in full,
without the written consent of Pace Analytical Services, LLC.

QUALITY CONTROL DATA

Project: 31401967.705-01.00 L13 MP 312
Pace Project No.: 40224379

METHOD BLANK: 2200299 Matrix: Water
Associated Lab Samples: 40224379001, 40224379002

Parameter	Units	Blank Result	Reporting Limit	Analyzed	Qualifiers
Diisopropyl ether	ug/L	<1.9	6.3	04/05/21 08:46	
Ethylbenzene	ug/L	<0.32	1.1	04/05/21 08:46	
Hexachloro-1,3-butadiene	ug/L	<1.5	4.9	04/05/21 08:46	
Isopropylbenzene (Cumene)	ug/L	<1.7	5.6	04/05/21 08:46	
m&p-Xylene	ug/L	<0.47	2.0	04/05/21 08:46	
Methyl-tert-butyl ether	ug/L	<1.2	4.2	04/05/21 08:46	
Methylcyclohexane	ug/L	<0.87	5.0	04/05/21 08:46	
Methylene Chloride	ug/L	<0.58	5.0	04/05/21 08:46	
n-Butylbenzene	ug/L	<0.71	2.4	04/05/21 08:46	
n-Heptane	ug/L	<2.0	6.7	04/05/21 08:46	
n-Hexane	ug/L	<1.7	5.7	04/05/21 08:46	
n-Propylbenzene	ug/L	<0.81	5.0	04/05/21 08:46	
Naphthalene	ug/L	<1.2	5.0	04/05/21 08:46	
o-Xylene	ug/L	<0.26	1.0	04/05/21 08:46	
p-Isopropyltoluene	ug/L	<0.80	2.7	04/05/21 08:46	
sec-Butylbenzene	ug/L	<0.85	5.0	04/05/21 08:46	
Styrene	ug/L	<3.0	10.0	04/05/21 08:46	
tert-Butylbenzene	ug/L	<0.30	1.0	04/05/21 08:46	
Tetrachloroethene	ug/L	<0.33	1.1	04/05/21 08:46	
Toluene	ug/L	<0.27	1.0	04/05/21 08:46	
trans-1,2-Dichloroethene	ug/L	<0.46	1.5	04/05/21 08:46	
trans-1,3-Dichloropropene	ug/L	<4.4	14.6	04/05/21 08:46	
Trichloroethene	ug/L	<0.26	1.0	04/05/21 08:46	
Trichlorofluoromethane	ug/L	<0.21	1.0	04/05/21 08:46	
Vinyl chloride	ug/L	<0.17	1.0	04/05/21 08:46	
4-Bromofluorobenzene (S)	%	102	70-130	04/05/21 08:46	
Dibromofluoromethane (S)	%	97	70-130	04/05/21 08:46	
Toluene-d8 (S)	%	103	70-130	04/05/21 08:46	

LABORATORY CONTROL SAMPLE: 2200300

Parameter	Units	Spike Conc.	LCS Result	LCS % Rec	% Rec Limits	Qualifiers
1,1,1-Trichloroethane	ug/L	50	49.8	100	70-130	
1,1,1,2-Tetrachloroethane	ug/L	50	45.1	90	66-130	
1,1,2-Trichloroethane	ug/L	50	50.6	101	70-130	
1,1-Dichloroethane	ug/L	50	49.2	98	68-132	
1,1-Dichloroethene	ug/L	50	45.6	91	85-126	
1,2,4-Trichlorobenzene	ug/L	50	49.5	99	70-130	
1,2-Dibromo-3-chloropropane	ug/L	50	44.0	88	51-126	
1,2-Dibromoethane (EDB)	ug/L	50	48.7	97	70-130	
1,2-Dichlorobenzene	ug/L	50	49.5	99	70-130	
1,2-Dichloroethane	ug/L	50	48.3	97	70-130	
1,2-Dichloropropane	ug/L	50	51.7	103	78-125	
1,3-Dichlorobenzene	ug/L	50	50.5	101	70-130	

Results presented on this page are in the units indicated by the "Units" column except where an alternate unit is presented to the right of the result.

REPORT OF LABORATORY ANALYSIS

This report shall not be reproduced, except in full,
without the written consent of Pace Analytical Services, LLC.

QUALITY CONTROL DATA

Project: 31401967.705-01.00 L13 MP 312

Pace Project No.: 40224379

LABORATORY CONTROL SAMPLE: 2200300

Parameter	Units	Spike Conc.	LCS Result	LCS % Rec	% Rec Limits	Qualifiers
1,4-Dichlorobenzene	ug/L	50	49.6	99	70-130	
Benzene	ug/L	50	46.7	93	70-132	
Bromodichloromethane	ug/L	50	52.8	106	70-130	
Bromoform	ug/L	50	50.8	102	65-130	
Bromomethane	ug/L	50	37.0	74	44-128	
Carbon tetrachloride	ug/L	50	53.8	108	70-130	
Chlorobenzene	ug/L	50	52.6	105	70-130	
Chloroethane	ug/L	50	44.9	90	73-137	
Chloroform	ug/L	50	49.5	99	80-122	
Chloromethane	ug/L	50	36.5	73	27-148	
cis-1,2-Dichloroethene	ug/L	50	47.0	94	70-130	
cis-1,3-Dichloropropene	ug/L	50	53.9	108	70-130	
Cyclohexane	ug/L	50	51.2	102	50-150	
Dibromochloromethane	ug/L	50	47.3	95	70-130	
Dichlorodifluoromethane	ug/L	50	38.3	77	22-151	
Ethylbenzene	ug/L	50	52.4	105	80-123	
Isopropylbenzene (Cumene)	ug/L	50	51.7	103	70-130	
m&p-Xylene	ug/L	100	103	103	70-130	
Methyl-tert-butyl ether	ug/L	50	45.5	91	66-130	
Methylcyclohexane	ug/L	50	58.1	116	50-150	
Methylene Chloride	ug/L	50	44.0	88	70-130	
o-Xylene	ug/L	50	50.2	100	70-130	
Styrene	ug/L	50	52.4	105	70-130	
Tetrachloroethene	ug/L	50	54.3	109	70-130	
Toluene	ug/L	50	50.4	101	80-121	
trans-1,2-Dichloroethene	ug/L	50	45.9	92	70-130	
trans-1,3-Dichloropropene	ug/L	50	53.1	106	58-125	
Trichloroethene	ug/L	50	55.8	112	70-130	
Trichlorofluoromethane	ug/L	50	50.4	101	84-148	
Vinyl chloride	ug/L	50	43.7	87	63-142	
4-Bromofluorobenzene (S)	%			106	70-130	
Dibromofluoromethane (S)	%			101	70-130	
Toluene-d8 (S)	%			104	70-130	

MATRIX SPIKE & MATRIX SPIKE DUPLICATE: 2200357 2200358

Parameter	Units	MS		MSD		MS Result	MSD Result	MS % Rec	MSD % Rec	% Rec Limits	RPD	Max RPD	Qual
		40224374001 Result	Spike Conc.	Spike Conc.	Result								
1,1,1-Trichloroethane	ug/L	<0.24	50	50	54.7	54.2	109	108	70-130	1	20		
1,1,2,2-Tetrachloroethane	ug/L	<0.28	50	50	50.3	51.0	101	102	66-130	1	20		
1,1,2-Trichloroethane	ug/L	<0.55	50	50	54.7	56.8	109	114	70-130	4	20		
1,1,2-Dichloroethane	ug/L	<0.27	50	50	52.5	52.5	105	105	68-132	0	20		
1,1-Dichloroethene	ug/L	<0.24	50	50	50.2	49.3	100	99	76-132	2	20		
1,2,4-Trichlorobenzene	ug/L	<0.95	50	50	54.7	54.7	109	109	70-130	0	20		

Results presented on this page are in the units indicated by the "Units" column except where an alternate unit is presented to the right of the result.

REPORT OF LABORATORY ANALYSIS

This report shall not be reproduced, except in full,
without the written consent of Pace Analytical Services, LLC.

QUALITY CONTROL DATA

Project: 31401967.705-01.00 L13 MP 312
Pace Project No.: 40224379

Parameter	Units	2200357		2200358		MS Result	MSD Result	MS % Rec	MSD % Rec	% Rec Limits	Max RPD	Qual
		40224374001 Result	MS Spike Conc.	MSD Spike Conc.	MS Result							
1,2-Dibromo-3-chloropropane	ug/L	<1.8	50	50	49.7	46.5	99	93	51-126	7	20	
1,2-Dibromoethane (EDB)	ug/L	<0.83	50	50	53.1	54.3	106	109	70-130	2	20	
1,2-Dichlorobenzene	ug/L	<0.71	50	50	53.5	53.4	107	107	70-130	0	20	
1,2-Dichloroethane	ug/L	<0.28	50	50	53.0	52.7	106	105	70-130	1	20	
1,2-Dichloropropane	ug/L	<0.28	50	50	53.6	54.9	107	110	77-125	2	20	
1,3-Dichlorobenzene	ug/L	<0.63	50	50	54.9	55.5	110	111	70-130	1	20	
1,4-Dichlorobenzene	ug/L	<0.94	50	50	54.3	54.2	109	108	70-130	0	20	
Benzene	ug/L	<0.25	50	50	51.3	51.1	103	102	70-132	0	20	
Bromodichloromethane	ug/L	<0.36	50	50	57.6	57.1	115	114	70-130	1	20	
Bromoform	ug/L	<4.0	50	50	55.8	54.7	112	109	65-130	2	20	
Bromomethane	ug/L	<0.97	50	50	41.1	42.8	82	86	44-128	4	21	
Carbon tetrachloride	ug/L	<1.1	50	50	56.8	57.5	114	115	70-132	1	20	
Chlorobenzene	ug/L	<0.71	50	50	56.0	56.2	112	112	70-130	0	20	
Chloroethane	ug/L	<1.3	50	50	59.1	49.4	118	99	70-137	18	20	
Chloroform	ug/L	<1.3	50	50	53.5	53.3	107	107	80-122	0	20	
Chloromethane	ug/L	<2.2	50	50	40.9	41.2	82	82	17-149	1	20	
cis-1,2-Dichloroethene	ug/L	<0.27	50	50	51.6	51.5	103	103	70-130	0	20	
cis-1,3-Dichloropropene	ug/L	<3.6	50	50	58.8	57.4	118	115	70-130	2	20	
Cyclohexane	ug/L	<1.3	50	50	56.3	55.6	113	111	50-150	1	20	
Dibromochloromethane	ug/L	<2.6	50	50	51.8	50.7	104	101	70-130	2	20	
Dichlorodifluoromethane	ug/L	<0.50	50	50	41.2	40.2	82	80	22-158	2	20	
Ethylbenzene	ug/L	<0.32	50	50	56.5	56.8	113	114	80-123	1	20	
Isopropylbenzene (Cumene)	ug/L	<1.7	50	50	55.7	55.4	111	111	70-130	0	20	
m&p-Xylene	ug/L	<0.47	100	100	111	112	111	112	70-130	1	20	
Methyl-tert-butyl ether	ug/L	<1.2	50	50	50.0	49.5	100	99	66-130	1	20	
Methylcyclohexane	ug/L	<0.87	50	50	61.5	61.1	123	122	50-150	1	20	
Methylene Chloride	ug/L	<0.58	50	50	49.6	48.8	99	98	70-130	2	20	
o-Xylene	ug/L	<0.26	50	50	53.6	55.6	107	111	70-130	4	20	
Styrene	ug/L	<3.0	50	50	56.2	56.6	112	113	70-130	1	20	
Tetrachloroethene	ug/L	<0.33	50	50	57.4	56.6	115	113	70-130	1	20	
Toluene	ug/L	<0.27	50	50	54.8	55.8	110	112	80-121	2	20	
trans-1,2-Dichloroethene	ug/L	<0.46	50	50	50.7	50.1	101	100	70-134	1	20	
trans-1,3-Dichloropropene	ug/L	<4.4	50	50	57.4	57.6	115	115	58-130	0	20	
Trichloroethene	ug/L	<0.26	50	50	58.4	59.8	117	120	70-130	2	20	
Trichlorofluoromethane	ug/L	<0.21	50	50	55.2	54.7	110	109	82-151	1	20	
Vinyl chloride	ug/L	<0.17	50	50	46.9	47.1	94	94	61-143	1	20	
4-Bromofluorobenzene (S)	%						105	106	70-130			
Dibromofluoromethane (S)	%						100	100	70-130			
Toluene-d8 (S)	%						104	103	70-130			

Results presented on this page are in the units indicated by the "Units" column except where an alternate unit is presented to the right of the result.

REPORT OF LABORATORY ANALYSIS

This report shall not be reproduced, except in full,
without the written consent of Pace Analytical Services, LLC.

QUALIFIERS

Project: 31401967.705-01.00 L13 MP 312

Pace Project No.: 40224379

DEFINITIONS

DF - Dilution Factor, if reported, represents the factor applied to the reported data due to dilution of the sample aliquot.

ND - Not Detected at or above LOD.

J - Estimated concentration at or above the LOD and below the LOQ.

LOD - Limit of Detection adjusted for dilution factor, percent moisture, initial weight and final volume.

LOQ - Limit of Quantitation adjusted for dilution factor, percent moisture, initial weight and final volume.

S - Surrogate

1,2-Diphenylhydrazine decomposes to and cannot be separated from Azobenzene using Method 8270. The result for each analyte is a combined concentration.

Consistent with EPA guidelines, unrounded data are displayed and have been used to calculate % recovery and RPD values.

LCS(D) - Laboratory Control Sample (Duplicate)

MS(D) - Matrix Spike (Duplicate)

DUP - Sample Duplicate

RPD - Relative Percent Difference

NC - Not Calculable.

SG - Silica Gel - Clean-Up

U - Indicates the compound was analyzed for, but not detected at or above the adjusted LOD.

N-Nitrosodiphenylamine decomposes and cannot be separated from Diphenylamine using Method 8270. The result reported for each analyte is a combined concentration.

Pace Analytical is TNI accredited. Contact your Pace PM for the current list of accredited analytes.

TNI - The NELAC Institute.

WORKORDER QUALIFIERS

WO: 40224379

[1] Mass spectral library search was performed on this sample. Tentatively Identified Compounds (TIC's) were not present.

REPORT OF LABORATORY ANALYSIS

This report shall not be reproduced, except in full,
without the written consent of Pace Analytical Services, LLC.

QUALITY CONTROL DATA CROSS REFERENCE TABLE

Project: 31401967.705-01.00 L13 MP 312

Pace Project No.: 40224379

Lab ID	Sample ID	QC Batch Method	QC Batch	Analytical Method	Analytical Batch
40224379001	2021.04.01_DUPLICATE_POTABL	EPA 8260	381438		
40224379002	E TB-01042021B	EPA 8260	381438		

REPORT OF LABORATORY ANALYSIS

This report shall not be reproduced, except in full,
without the written consent of Pace Analytical Services, LLC.

CHAIN-OF-CUSTODY RECORD

WSP Office Address 5957 McKee Road, Suite 7, Madison, WI 53719						Requested Analyses & Preservatives										No. WSP				
Project Name L13 MP 312 Valve Site			WSP Contact Name Tim Huff			Number of Containers	VOCs (EPA Method 8260) - 48 Hr TAT	GRO (WI Modified) - 10-day TAT	butane, ethane, isobutane, propane (RSK-175) 10-day TAT										Laboratory Name & Location Pace Analytical - Green Bay, WI	
Project Location Ft Atkinson, WI			WSP Contact E-mail tim.huff@wsp.com																Laboratory Project Manager Dan Milewsky	
Project Number & Task 31401967.705 - 01.00			WSP Contact Phone 571-217-6759																Requested Turn-Around-Time <input checked="" type="checkbox"/> Standard <input type="checkbox"/> 24 HR <input checked="" type="checkbox"/> 48 HR <input type="checkbox"/> 72 HR <input type="checkbox"/> _____ HR	
Sampler(s) Name(s) Cal Johnson			Sampler(s) Signature(s) 																Requested Deliverable <input checked="" type="checkbox"/> Level II <input type="checkbox"/> ERIMS EDD <input type="checkbox"/> Level III <input checked="" type="checkbox"/> GISKEY EDD <input type="checkbox"/> Level IV <input type="checkbox"/> EQUIS EDD	
Sample Identification		Matrix	Collection Start*		Collection Stop*													Sample Comments		
			Date	Time	Date	Time														
2021.04.01 - Duplicate - Potable Well		AQ	4/1/21	0000	-	-	3	X											Duplicate 001	
Trip Blank		AQ	-	-	-	-	3	X											Trip Blank 002	
Relinquished By (Signature) 		Date	Time	Received By (Signature)		Date	Time	Shipment Method		Tracking Number(s)										
		4/1/21	1800					Fed Ex		see SCUP MUR43 4-2-21										
Relinquished By (Signature) FedEx Express		Date	Time	Received By (Signature) Modeling Methods Inc		Date	Time	Number of Packages		Custody Seal Number(s)										
		4-2-21	0800			4-2-21	0800	3		MUR4-2-21										

*Use stop time/date for composite and/or air samples; use only start time/date for all other samples. Matrix: AQ = Aqueous, S = Soil, SE = Sediment, A = Air, W = Wipe, B = Bulk, O = Other (detail in comments) Page 13 of 17

Client Name: WSP

Sample Preservation Receipt Form

Project # 40224379

Pace Analytical Services, LLC
1241 Bellevue Street, Suite 9
Green Bay, WI 54302

All containers needing preservation have been checked and noted below: Yes No N/A

Lab Lot# of pH paper:

Lab Std #ID of preservation (if pH adjusted):

Initial when completed:


Date/Time:

Pace Lab #	Glass							Plastic					Vials				Jars				General			VOA Vials (>6mm) *	H2SO4 pH ≤2	NaOH+Zn Act pH ≥9	NaOH pH ≥12	HNO3 pH ≤2	pH after adjusted	Volume (mL)				
	AG1U	BG1U	AG1H	AG4S	AG4U	AG5U	AG2S	BG3U	BP1U	BP3U	BP3B	BP3N	BP3S	VG9A	DG9T	VG9U	VG9H	VG9M	VG9D	JGFU	JG9U	WGFU	WPFU								SP5T	ZPLC	GN	
001																																		2.5 / 5 / 10
002																																		2.5 / 5 / 10
003																																		2.5 / 5 / 10
004																																		2.5 / 5 / 10
005																																		2.5 / 5 / 10
006																																		2.5 / 5 / 10
007																																		2.5 / 5 / 10
008																																		2.5 / 5 / 10
009																																		2.5 / 5 / 10
010																																		2.5 / 5 / 10
011																																		2.5 / 5 / 10
012																																		2.5 / 5 / 10
013																																		2.5 / 5 / 10
014																																		2.5 / 5 / 10
015																																		2.5 / 5 / 10
016																																		2.5 / 5 / 10
017																																		2.5 / 5 / 10
018																																		2.5 / 5 / 10
019																																		2.5 / 5 / 10
020																																		2.5 / 5 / 10

MLL
4-2-21

Exceptions to preservation check: VOA, Coliform, TOC, TOX, TOH, O&G, WI DRO, Phenolics, Other: _____ Headspace in VOA Vials (>6mm) : Yes No N/A *If yes look in headspace column

AG1U	1 liter amber glass	BP1U	1 liter plastic unpres	VG9A	40 mL clear ascorbic	JGFU	4 oz amber jar unpres
BG1U	1 liter clear glass	BP3U	250 mL plastic unpres	DG9T	40 mL amber Na Thio	JG9U	9 oz amber jar unpres
AG1H	1 liter amber glass HCL	BP3B	250 mL plastic NaOH	VG9U	40 mL clear vial unpres	WGFU	4 oz clear jar unpres
AG4S	125 mL amber glass H2SO4	BP3N	250 mL plastic HNO3	VG9H	40 mL clear vial HCL	WPFU	4 oz plastic jar unpres
AG4U	120 mL amber glass unpres	BP3S	250 mL plastic H2SO4	VG9M	40 mL clear vial MeOH	SP5T	120 mL plastic Na Thiosulfate
AG5U	100 mL amber glass unpres			VG9D	40 mL clear vial DI	ZPLC	ziploc bag
AG2S	500 mL amber glass H2SO4					GN	
BG3U	250 mL clear glass unpres						

 1241 Bellevue Street, Green Bay, WI 54302	Document Name: Sample Condition Upon Receipt (SCUR)	Document Revised: 26Mar2020
	Document No.: ENV-FRM-GBAY-0014-Rev.00	Author: Pace Green Bay Quality Office

Sample Condition Upon Receipt Form (SCUR)

Project #:

Client Name: WSP

WO#: **40224379**

Courier: CS Logistics Fed Ex Speedee UPS Waltco
 Client Pace Other: _____



Tracking #: 7851 9631 3539 - Mstr #

Custody Seal on Cooler/Box Present: yes no Seals intact: yes no

Custody Seal on Samples Present: yes no Seals intact: yes no

Packing Material: Bubble Wrap Bubble Bags None Other

Thermometer Used SR-99 Type of Ice: Wet Blue Dry None Samples on ice, cooling process has begun

Cooler Temperature Uncorr: 1.0/2.0/1 Corr: 1.0/2.0/0.5

Temp Blank Present: yes no ^{0.5} Biological Tissue is Frozen: yes no

Person examining contents:	
Date: <u>4-2-21</u>	Initials: <u>MLR</u>
Labeled By Initials: <u>SKU</u>	

Temp should be above freezing to 6°C.
 Biota Samples may be received at ≤ 0°C if shipped on Dry Ice.

Chain of Custody Present:	<input checked="" type="checkbox"/> Yes <input type="checkbox"/> No <input type="checkbox"/> N/A	1.
Chain of Custody Filled Out:	<input checked="" type="checkbox"/> Yes <input type="checkbox"/> No <input type="checkbox"/> N/A	2.
Chain of Custody Relinquished:	<input checked="" type="checkbox"/> Yes <input type="checkbox"/> No <input type="checkbox"/> N/A	3.
Sampler Name & Signature on COC:	<input checked="" type="checkbox"/> Yes <input type="checkbox"/> No <input type="checkbox"/> N/A	4.
Samples Arrived within Hold Time:	<input checked="" type="checkbox"/> Yes <input type="checkbox"/> No	5.
- VOA Samples frozen upon receipt	<input type="checkbox"/> Yes <input type="checkbox"/> No	Date/Time:
Short Hold Time Analysis (<72hr):	<input type="checkbox"/> Yes <input checked="" type="checkbox"/> No	6.
Rush Turn Around Time Requested:	<input checked="" type="checkbox"/> Yes <input type="checkbox"/> No	7.
Sufficient Volume:		8.
For Analysis: <input checked="" type="checkbox"/> Yes <input type="checkbox"/> No MS/MSD: <input type="checkbox"/> Yes <input checked="" type="checkbox"/> No <input type="checkbox"/> N/A		
Correct Containers Used:	<input checked="" type="checkbox"/> Yes <input type="checkbox"/> No	9.
-Pace Containers Used:	<input checked="" type="checkbox"/> Yes <input type="checkbox"/> No <input type="checkbox"/> N/A	
-Pace IR Containers Used:	<input type="checkbox"/> Yes <input type="checkbox"/> No <input checked="" type="checkbox"/> N/A	
Containers Intact:	<input checked="" type="checkbox"/> Yes <input type="checkbox"/> No	10.
Filtered volume received for Dissolved tests	<input type="checkbox"/> Yes <input type="checkbox"/> No <input checked="" type="checkbox"/> N/A	11.
Sample Labels match COC:	<input type="checkbox"/> Yes <input checked="" type="checkbox"/> No <input type="checkbox"/> N/A	12. <u>(1) cool - no time</u>
-Includes date/time/ID/Analysis Matrix: <u>W</u>		<u>MLR 4-2-21</u>
Trip Blank Present:	<input checked="" type="checkbox"/> Yes <input type="checkbox"/> No <input type="checkbox"/> N/A	13.
Trip Blank Custody Seals Present	<input checked="" type="checkbox"/> Yes <input type="checkbox"/> No <input type="checkbox"/> N/A	
Pace Trip Blank Lot # (if purchased): <u>459</u>		

Client Notification/ Resolution: _____ If checked, see attached form for additional comments

Person Contacted: _____ Date/Time: _____

Comments/ Resolution: _____

PM Review is documented electronically in LIMs. By releasing the project, the PM acknowledges they have reviewed the sample logir

April 06, 2021

Timothy Huff
WSP USA
211 North Broadway
Saint Louis, MO 63102

RE: Project: 31401967.705-01.00 L13 MP 312
Pace Project No.: 40224454

Dear Timothy Huff:


Enclosed are the analytical results for sample(s) received by the laboratory on April 03, 2021. The results relate only to the samples included in this report. Results reported herein conform to the applicable TNI/NELAC Standards and the laboratory's Quality Manual, where applicable, unless otherwise noted in the body of the report.

The test results provided in this final report were generated by each of the following laboratories within the Pace Network:

- Pace Analytical Services - Green Bay

If you have any questions concerning this report, please feel free to contact me.

Sincerely,



Dan Milewsky
dan.milewsky@pacelabs.com
(920)469-2436
Project Manager

Enclosures

cc: Cal Johnson, WSP USA - MADISON
Brian Kimpel, WSP USA



REPORT OF LABORATORY ANALYSIS

This report shall not be reproduced, except in full,
without the written consent of Pace Analytical Services, LLC.

CERTIFICATIONS

Project: 31401967.705-01.00 L13 MP 312

Pace Project No.: 40224454

Pace Analytical Services Green Bay

1241 Bellevue Street, Green Bay, WI 54302

Florida/NELAP Certification #: E87948

Illinois Certification #: 200050

Kentucky UST Certification #: 82

Louisiana Certification #: 04168

Minnesota Certification #: 055-999-334

New York Certification #: 12064

North Dakota Certification #: R-150

Virginia VELAP ID: 460263

South Carolina Certification #: 83006001

Texas Certification #: T104704529-14-1

Wisconsin Certification #: 405132750

Wisconsin DATCP Certification #: 105-444

USDA Soil Permit #: P330-16-00157

Federal Fish & Wildlife Permit #: LE51774A-0

REPORT OF LABORATORY ANALYSIS

This report shall not be reproduced, except in full,
without the written consent of Pace Analytical Services, LLC.

SAMPLE SUMMARY

Project: 31401967.705-01.00 L13 MP 312

Pace Project No.: 40224454

Lab ID	Sample ID	Matrix	Date Collected	Date Received
40224454001	TB-02042021	Water	04/02/21 00:00	04/03/21 08:35

REPORT OF LABORATORY ANALYSIS

This report shall not be reproduced, except in full,
without the written consent of Pace Analytical Services, LLC.

SAMPLE ANALYTE COUNT

Project: 31401967.705-01.00 L13 MP 312

Pace Project No.: 40224454

Lab ID	Sample ID	Method	Analysts	Analytes Reported
40224454001	TB-02042021	EPA 8260	LAP	68

PASI-G = Pace Analytical Services - Green Bay

REPORT OF LABORATORY ANALYSIS

This report shall not be reproduced, except in full,
without the written consent of Pace Analytical Services, LLC.

ANALYTICAL RESULTS

Project: 31401967.705-01.00 L13 MP 312

Pace Project No.: 40224454

Sample: TB-02042021 **Lab ID: 40224454001** Collected: 04/02/21 00:00 Received: 04/03/21 08:35 Matrix: Water

Parameters	Results	Units	LOQ	LOD	DF	Prepared	Analyzed	CAS No.	Qual
8260 MSV Oxygenates									
Analytical Method: EPA 8260									
Pace Analytical Services - Green Bay									
1,1,1,2-Tetrachloroethane	<0.27	ug/L	1.0	0.27	1		04/05/21 13:12	630-20-6	
1,1,1-Trichloroethane	<0.24	ug/L	1.0	0.24	1		04/05/21 13:12	71-55-6	
1,1,2,2-Tetrachloroethane	<0.28	ug/L	1.0	0.28	1		04/05/21 13:12	79-34-5	
1,1,2-Trichloroethane	<0.55	ug/L	5.0	0.55	1		04/05/21 13:12	79-00-5	
1,1-Dichloroethane	<0.27	ug/L	1.0	0.27	1		04/05/21 13:12	75-34-3	
1,1-Dichloroethene	<0.24	ug/L	1.0	0.24	1		04/05/21 13:12	75-35-4	
1,1-Dichloropropene	<0.54	ug/L	1.8	0.54	1		04/05/21 13:12	563-58-6	
1,2,3-Trichlorobenzene	<2.2	ug/L	7.4	2.2	1		04/05/21 13:12	87-61-6	
1,2,3-Trichloropropane	<0.59	ug/L	5.0	0.59	1		04/05/21 13:12	96-18-4	
1,2,4-Trichlorobenzene	<0.95	ug/L	5.0	0.95	1		04/05/21 13:12	120-82-1	
1,2,4-Trimethylbenzene	<0.84	ug/L	2.8	0.84	1		04/05/21 13:12	95-63-6	
1,2-Dibromo-3-chloropropane	<1.8	ug/L	5.9	1.8	1		04/05/21 13:12	96-12-8	
1,2-Dibromoethane (EDB)	<0.83	ug/L	2.8	0.83	1		04/05/21 13:12	106-93-4	
1,2-Dichlorobenzene	<0.71	ug/L	2.4	0.71	1		04/05/21 13:12	95-50-1	
1,2-Dichloroethane	<0.28	ug/L	1.0	0.28	1		04/05/21 13:12	107-06-2	
1,2-Dichloropropane	<0.28	ug/L	1.0	0.28	1		04/05/21 13:12	78-87-5	
1,3,5-Trimethylbenzene	<0.87	ug/L	2.9	0.87	1		04/05/21 13:12	108-67-8	
1,3-Dichlorobenzene	<0.63	ug/L	2.1	0.63	1		04/05/21 13:12	541-73-1	
1,3-Dichloropropane	<0.83	ug/L	2.8	0.83	1		04/05/21 13:12	142-28-9	
1,4-Dichlorobenzene	<0.94	ug/L	3.1	0.94	1		04/05/21 13:12	106-46-7	
2,2-Dichloropropane	<2.3	ug/L	7.6	2.3	1		04/05/21 13:12	594-20-7	
2-Chlorotoluene	<0.93	ug/L	5.0	0.93	1		04/05/21 13:12	95-49-8	
4-Chlorotoluene	<0.76	ug/L	2.5	0.76	1		04/05/21 13:12	106-43-4	
Benzene	<0.25	ug/L	1.0	0.25	1		04/05/21 13:12	71-43-2	
Bromobenzene	<0.24	ug/L	1.0	0.24	1		04/05/21 13:12	108-86-1	
Bromochloromethane	<0.36	ug/L	5.0	0.36	1		04/05/21 13:12	74-97-5	
Bromodichloromethane	<0.36	ug/L	1.2	0.36	1		04/05/21 13:12	75-27-4	
Bromoform	<4.0	ug/L	13.2	4.0	1		04/05/21 13:12	75-25-2	
Bromomethane	<0.97	ug/L	5.0	0.97	1		04/05/21 13:12	74-83-9	
Carbon tetrachloride	<1.1	ug/L	3.6	1.1	1		04/05/21 13:12	56-23-5	
Chlorobenzene	<0.71	ug/L	2.4	0.71	1		04/05/21 13:12	108-90-7	
Chloroethane	<1.3	ug/L	5.0	1.3	1		04/05/21 13:12	75-00-3	
Chloroform	<1.3	ug/L	5.0	1.3	1		04/05/21 13:12	67-66-3	
Chloromethane	<2.2	ug/L	7.3	2.2	1		04/05/21 13:12	74-87-3	
Cyclohexane	<1.3	ug/L	5.0	1.3	1		04/05/21 13:12	110-82-7	
Dibromochloromethane	<2.6	ug/L	8.7	2.6	1		04/05/21 13:12	124-48-1	
Dibromomethane	<0.94	ug/L	3.1	0.94	1		04/05/21 13:12	74-95-3	
Dichlorodifluoromethane	<0.50	ug/L	5.0	0.50	1		04/05/21 13:12	75-71-8	
Diisopropyl ether	<1.9	ug/L	6.3	1.9	1		04/05/21 13:12	108-20-3	
Ethylbenzene	<0.32	ug/L	1.1	0.32	1		04/05/21 13:12	100-41-4	
Hexachloro-1,3-butadiene	<1.5	ug/L	4.9	1.5	1		04/05/21 13:12	87-68-3	
Isopropylbenzene (Cumene)	<1.7	ug/L	5.6	1.7	1		04/05/21 13:12	98-82-8	
Methyl-tert-butyl ether	<1.2	ug/L	4.2	1.2	1		04/05/21 13:12	1634-04-4	
Methylcyclohexane	<0.87	ug/L	5.0	0.87	1		04/05/21 13:12	108-87-2	
Methylene Chloride	0.58J	ug/L	5.0	0.58	1		04/05/21 13:12	75-09-2	

REPORT OF LABORATORY ANALYSIS

This report shall not be reproduced, except in full,
without the written consent of Pace Analytical Services, LLC.

ANALYTICAL RESULTS

Project: 31401967.705-01.00 L13 MP 312

Pace Project No.: 40224454

Sample: TB-02042021 **Lab ID: 40224454001** Collected: 04/02/21 00:00 Received: 04/03/21 08:35 Matrix: Water

Parameters	Results	Units	LOQ	LOD	DF	Prepared	Analyzed	CAS No.	Qual
8260 MSV Oxygenates									
Analytical Method: EPA 8260									
Pace Analytical Services - Green Bay									
Naphthalene	<1.2	ug/L	5.0	1.2	1		04/05/21 13:12	91-20-3	
Styrene	<3.0	ug/L	10.0	3.0	1		04/05/21 13:12	100-42-5	
Tetrachloroethene	<0.33	ug/L	1.1	0.33	1		04/05/21 13:12	127-18-4	
Toluene	<0.27	ug/L	1.0	0.27	1		04/05/21 13:12	108-88-3	
Trichloroethene	<0.26	ug/L	1.0	0.26	1		04/05/21 13:12	79-01-6	
Trichlorofluoromethane	<0.21	ug/L	1.0	0.21	1		04/05/21 13:12	75-69-4	
Vinyl chloride	<0.17	ug/L	1.0	0.17	1		04/05/21 13:12	75-01-4	
cis-1,2-Dichloroethene	<0.27	ug/L	1.0	0.27	1		04/05/21 13:12	156-59-2	
cis-1,3-Dichloropropene	<3.6	ug/L	12.1	3.6	1		04/05/21 13:12	10061-01-5	
m&p-Xylene	<0.47	ug/L	2.0	0.47	1		04/05/21 13:12	179601-23-1	
n-Butylbenzene	<0.71	ug/L	2.4	0.71	1		04/05/21 13:12	104-51-8	
n-Heptane	<2.0	ug/L	6.7	2.0	1		04/05/21 13:12	142-82-5	
n-Hexane	<1.7	ug/L	5.7	1.7	1		04/05/21 13:12	110-54-3	
n-Propylbenzene	<0.81	ug/L	5.0	0.81	1		04/05/21 13:12	103-65-1	
o-Xylene	<0.26	ug/L	1.0	0.26	1		04/05/21 13:12	95-47-6	
p-Isopropyltoluene	<0.80	ug/L	2.7	0.80	1		04/05/21 13:12	99-87-6	
sec-Butylbenzene	<0.85	ug/L	5.0	0.85	1		04/05/21 13:12	135-98-8	
tert-Butylbenzene	<0.30	ug/L	1.0	0.30	1		04/05/21 13:12	98-06-6	
trans-1,2-Dichloroethene	<0.46	ug/L	1.5	0.46	1		04/05/21 13:12	156-60-5	
trans-1,3-Dichloropropene	<4.4	ug/L	14.6	4.4	1		04/05/21 13:12	10061-02-6	
Surrogates									
Dibromofluoromethane (S)	106	%	70-130		1		04/05/21 13:12	1868-53-7	
Toluene-d8 (S)	96	%	70-130		1		04/05/21 13:12	2037-26-5	
4-Bromofluorobenzene (S)	93	%	70-130		1		04/05/21 13:12	460-00-4	

REPORT OF LABORATORY ANALYSIS

This report shall not be reproduced, except in full,
without the written consent of Pace Analytical Services, LLC.

QUALITY CONTROL DATA

Project: 31401967.705-01.00 L13 MP 312
Pace Project No.: 40224454

QC Batch: 381441 Analysis Method: EPA 8260
QC Batch Method: EPA 8260 Analysis Description: 8260 MSV Oxygenates
Laboratory: Pace Analytical Services - Green Bay

Associated Lab Samples: 40224454001

METHOD BLANK: 2200305 Matrix: Water
Associated Lab Samples: 40224454001

Parameter	Units	Blank Result	Reporting Limit	Analyzed	Qualifiers
1,1,1,2-Tetrachloroethane	ug/L	<0.27	1.0	04/05/21 08:51	
1,1,1-Trichloroethane	ug/L	<0.24	1.0	04/05/21 08:51	
1,1,2,2-Tetrachloroethane	ug/L	<0.28	1.0	04/05/21 08:51	
1,1,2-Trichloroethane	ug/L	<0.55	5.0	04/05/21 08:51	
1,1-Dichloroethane	ug/L	<0.27	1.0	04/05/21 08:51	
1,1-Dichloroethene	ug/L	<0.24	1.0	04/05/21 08:51	
1,1-Dichloropropene	ug/L	<0.54	1.8	04/05/21 08:51	
1,2,3-Trichlorobenzene	ug/L	<2.2	7.4	04/05/21 08:51	
1,2,3-Trichloropropane	ug/L	<0.59	5.0	04/05/21 08:51	
1,2,4-Trichlorobenzene	ug/L	<0.95	5.0	04/05/21 08:51	
1,2,4-Trimethylbenzene	ug/L	<0.84	2.8	04/05/21 08:51	
1,2-Dibromo-3-chloropropane	ug/L	<1.8	5.9	04/05/21 08:51	
1,2-Dibromoethane (EDB)	ug/L	<0.83	2.8	04/05/21 08:51	
1,2-Dichlorobenzene	ug/L	<0.71	2.4	04/05/21 08:51	
1,2-Dichloroethane	ug/L	<0.28	1.0	04/05/21 08:51	
1,2-Dichloropropane	ug/L	<0.28	1.0	04/05/21 08:51	
1,3,5-Trimethylbenzene	ug/L	<0.87	2.9	04/05/21 08:51	
1,3-Dichlorobenzene	ug/L	<0.63	2.1	04/05/21 08:51	
1,3-Dichloropropane	ug/L	<0.83	2.8	04/05/21 08:51	
1,4-Dichlorobenzene	ug/L	<0.94	3.1	04/05/21 08:51	
2,2-Dichloropropane	ug/L	<2.3	7.6	04/05/21 08:51	
2-Chlorotoluene	ug/L	<0.93	5.0	04/05/21 08:51	
4-Chlorotoluene	ug/L	<0.76	2.5	04/05/21 08:51	
Benzene	ug/L	<0.25	1.0	04/05/21 08:51	
Bromobenzene	ug/L	<0.24	1.0	04/05/21 08:51	
Bromochloromethane	ug/L	<0.36	5.0	04/05/21 08:51	
Bromodichloromethane	ug/L	<0.36	1.2	04/05/21 08:51	
Bromoform	ug/L	<4.0	13.2	04/05/21 08:51	
Bromomethane	ug/L	<0.97	5.0	04/05/21 08:51	
Carbon tetrachloride	ug/L	<1.1	3.6	04/05/21 08:51	
Chlorobenzene	ug/L	<0.71	2.4	04/05/21 08:51	
Chloroethane	ug/L	<1.3	5.0	04/05/21 08:51	
Chloroform	ug/L	<1.3	5.0	04/05/21 08:51	
Chloromethane	ug/L	<2.2	7.3	04/05/21 08:51	
cis-1,2-Dichloroethene	ug/L	<0.27	1.0	04/05/21 08:51	
cis-1,3-Dichloropropene	ug/L	<3.6	12.1	04/05/21 08:51	
Cyclohexane	ug/L	<1.3	5.0	04/05/21 08:51	
Dibromochloromethane	ug/L	<2.6	8.7	04/05/21 08:51	
Dibromomethane	ug/L	<0.94	3.1	04/05/21 08:51	
Dichlorodifluoromethane	ug/L	<0.50	5.0	04/05/21 08:51	

Results presented on this page are in the units indicated by the "Units" column except where an alternate unit is presented to the right of the result.

REPORT OF LABORATORY ANALYSIS

This report shall not be reproduced, except in full,
without the written consent of Pace Analytical Services, LLC.

QUALITY CONTROL DATA

Project: 31401967.705-01.00 L13 MP 312
Pace Project No.: 40224454

METHOD BLANK: 2200305 Matrix: Water
Associated Lab Samples: 40224454001

Parameter	Units	Blank Result	Reporting Limit	Analyzed	Qualifiers
Diisopropyl ether	ug/L	<1.9	6.3	04/05/21 08:51	
Ethylbenzene	ug/L	<0.32	1.1	04/05/21 08:51	
Hexachloro-1,3-butadiene	ug/L	<1.5	4.9	04/05/21 08:51	
Isopropylbenzene (Cumene)	ug/L	<1.7	5.6	04/05/21 08:51	
m&p-Xylene	ug/L	<0.47	2.0	04/05/21 08:51	
Methyl-tert-butyl ether	ug/L	<1.2	4.2	04/05/21 08:51	
Methylcyclohexane	ug/L	<0.87	5.0	04/05/21 08:51	
Methylene Chloride	ug/L	<0.58	5.0	04/05/21 08:51	
n-Butylbenzene	ug/L	<0.71	2.4	04/05/21 08:51	
n-Heptane	ug/L	<2.0	6.7	04/05/21 08:51	
n-Hexane	ug/L	<1.7	5.7	04/05/21 08:51	
n-Propylbenzene	ug/L	<0.81	5.0	04/05/21 08:51	
Naphthalene	ug/L	<1.2	5.0	04/05/21 08:51	
o-Xylene	ug/L	<0.26	1.0	04/05/21 08:51	
p-Isopropyltoluene	ug/L	<0.80	2.7	04/05/21 08:51	
sec-Butylbenzene	ug/L	<0.85	5.0	04/05/21 08:51	
Styrene	ug/L	<3.0	10.0	04/05/21 08:51	
tert-Butylbenzene	ug/L	<0.30	1.0	04/05/21 08:51	
Tetrachloroethene	ug/L	<0.33	1.1	04/05/21 08:51	
Toluene	ug/L	<0.27	1.0	04/05/21 08:51	
trans-1,2-Dichloroethene	ug/L	<0.46	1.5	04/05/21 08:51	
trans-1,3-Dichloropropene	ug/L	<4.4	14.6	04/05/21 08:51	
Trichloroethene	ug/L	<0.26	1.0	04/05/21 08:51	
Trichlorofluoromethane	ug/L	<0.21	1.0	04/05/21 08:51	
Vinyl chloride	ug/L	<0.17	1.0	04/05/21 08:51	
4-Bromofluorobenzene (S)	%	97	70-130	04/05/21 08:51	
Dibromofluoromethane (S)	%	95	70-130	04/05/21 08:51	
Toluene-d8 (S)	%	100	70-130	04/05/21 08:51	

LABORATORY CONTROL SAMPLE: 2200306

Parameter	Units	Spike Conc.	LCS Result	LCS % Rec	% Rec Limits	Qualifiers
1,1,1-Trichloroethane	ug/L	50	54.9	110	70-130	
1,1,2,2-Tetrachloroethane	ug/L	50	53.1	106	66-130	
1,1,2-Trichloroethane	ug/L	50	52.0	104	70-130	
1,1-Dichloroethane	ug/L	50	48.0	96	68-132	
1,1-Dichloroethene	ug/L	50	47.3	95	85-126	
1,2,4-Trichlorobenzene	ug/L	50	52.6	105	70-130	
1,2-Dibromo-3-chloropropane	ug/L	50	50.9	102	51-126	
1,2-Dibromoethane (EDB)	ug/L	50	54.2	108	70-130	
1,2-Dichlorobenzene	ug/L	50	56.7	113	70-130	
1,2-Dichloroethane	ug/L	50	43.1	86	70-130	
1,2-Dichloropropane	ug/L	50	58.5	117	78-125	
1,3-Dichlorobenzene	ug/L	50	59.8	120	70-130	

Results presented on this page are in the units indicated by the "Units" column except where an alternate unit is presented to the right of the result.

REPORT OF LABORATORY ANALYSIS

This report shall not be reproduced, except in full,
without the written consent of Pace Analytical Services, LLC.

QUALITY CONTROL DATA

Project: 31401967.705-01.00 L13 MP 312
Pace Project No.: 40224454

LABORATORY CONTROL SAMPLE: 2200306

Parameter	Units	Spike Conc.	LCS Result	LCS % Rec	% Rec Limits	Qualifiers
1,4-Dichlorobenzene	ug/L	50	56.8	114	70-130	
Benzene	ug/L	50	49.3	99	70-132	
Bromodichloromethane	ug/L	50	59.1	118	70-130	
Bromoform	ug/L	50	61.4	123	65-130	
Bromomethane	ug/L	50	40.6	81	44-128	
Carbon tetrachloride	ug/L	50	52.3	105	70-130	
Chlorobenzene	ug/L	50	59.2	118	70-130	
Chloroethane	ug/L	50	48.2	96	73-137	
Chloroform	ug/L	50	49.6	99	80-122	
Chloromethane	ug/L	50	37.2	74	27-148	
cis-1,2-Dichloroethene	ug/L	50	49.6	99	70-130	
cis-1,3-Dichloropropene	ug/L	50	56.6	113	70-130	
Cyclohexane	ug/L	50	48.4	97	50-150	
Dibromochloromethane	ug/L	50	57.0	114	70-130	
Dichlorodifluoromethane	ug/L	50	22.7	45	22-151	
Ethylbenzene	ug/L	50	61.1	122	80-123	
Isopropylbenzene (Cumene)	ug/L	50	61.3	123	70-130	
m&p-Xylene	ug/L	100	122	122	70-130	
Methyl-tert-butyl ether	ug/L	50	40.5	81	66-130	
Methylcyclohexane	ug/L	50	64.1	128	50-150	
Methylene Chloride	ug/L	50	48.7	97	70-130	
o-Xylene	ug/L	50	60.1	120	70-130	
Styrene	ug/L	50	61.3	123	70-130	
Tetrachloroethene	ug/L	50	60.4	121	70-130	
Toluene	ug/L	50	59.2	118	80-121	
trans-1,2-Dichloroethene	ug/L	50	47.4	95	70-130	
trans-1,3-Dichloropropene	ug/L	50	52.5	105	58-125	
Trichloroethene	ug/L	50	61.8	124	70-130	
Trichlorofluoromethane	ug/L	50	50.5	101	84-148	
Vinyl chloride	ug/L	50	42.4	85	63-142	
4-Bromofluorobenzene (S)	%			106	70-130	
Dibromofluoromethane (S)	%			96	70-130	
Toluene-d8 (S)	%			105	70-130	

MATRIX SPIKE & MATRIX SPIKE DUPLICATE: 2200565 2200566

Parameter	Units	MS		MSD		MS Result	MSD Result	MS % Rec	MSD % Rec	% Rec Limits	RPD	Max RPD	Qual
		40224367001 Result	Spike Conc.	Spike Conc.	Conc.								
1,1,1-Trichloroethane	ug/L	<0.24	50	50	54.2	54.1	108	108	70-130	0	20		
1,1,2,2-Tetrachloroethane	ug/L	<0.28	50	50	54.6	54.9	109	110	66-130	1	20		
1,1,2-Trichloroethane	ug/L	<0.55	50	50	55.2	54.0	110	108	70-130	2	20		
1,1-Dichloroethane	ug/L	<0.27	50	50	48.1	46.5	96	93	68-132	3	20		
1,1-Dichloroethene	ug/L	<0.24	50	50	46.1	45.3	92	91	76-132	2	20		
1,2,4-Trichlorobenzene	ug/L	<0.95	50	50	48.3	50.7	97	101	70-130	5	20		

Results presented on this page are in the units indicated by the "Units" column except where an alternate unit is presented to the right of the result.

REPORT OF LABORATORY ANALYSIS

This report shall not be reproduced, except in full,
without the written consent of Pace Analytical Services, LLC.

QUALITY CONTROL DATA

Project: 31401967.705-01.00 L13 MP 312

Pace Project No.: 40224454

Parameter	Units	2200565		2200566		MS % Rec	MSD % Rec	% Rec Limits	RPD	Max RPD	Qual
		40224367001 Result	MS Spike Conc.	MSD Spike Conc.	MS Result						
1,2-Dibromo-3-chloropropane	ug/L	<1.8	50	50	50.0	51.5	100	103	51-126	3	20
1,2-Dibromoethane (EDB)	ug/L	<0.83	50	50	55.2	54.5	110	109	70-130	1	20
1,2-Dichlorobenzene	ug/L	<0.71	50	50	53.3	53.5	107	107	70-130	0	20
1,2-Dichloroethane	ug/L	<0.28	50	50	45.5	44.9	91	90	70-130	1	20
1,2-Dichloropropane	ug/L	<0.28	50	50	59.3	58.8	119	118	77-125	1	20
1,3-Dichlorobenzene	ug/L	<0.63	50	50	54.1	54.4	108	109	70-130	0	20
1,4-Dichlorobenzene	ug/L	<0.94	50	50	53.6	53.6	107	107	70-130	0	20
Benzene	ug/L	<0.25	50	50	49.0	47.5	98	95	70-132	3	20
Bromodichloromethane	ug/L	<0.36	50	50	60.6	59.9	121	120	70-130	1	20
Bromoform	ug/L	<4.0	50	50	64.6	63.5	129	127	65-130	2	20
Bromomethane	ug/L	<0.97	50	50	37.3	39.5	75	79	44-128	6	21
Carbon tetrachloride	ug/L	<1.1	50	50	53.1	51.0	106	102	70-132	4	20
Chlorobenzene	ug/L	<0.71	50	50	58.3	56.2	117	112	70-130	4	20
Chloroethane	ug/L	<1.3	50	50	47.0	45.2	94	90	70-137	4	20
Chloroform	ug/L	<1.3	50	50	50.5	49.2	101	98	80-122	3	20
Chloromethane	ug/L	<2.2	50	50	33.3	32.8	67	66	17-149	1	20
cis-1,2-Dichloroethene	ug/L	<0.27	50	50	51.3	49.9	103	100	70-130	3	20
cis-1,3-Dichloropropene	ug/L	<3.6	50	50	54.9	55.1	110	110	70-130	0	20
Cyclohexane	ug/L	<1.3	50	50	46.7	45.1	93	90	50-150	3	20
Dibromochloromethane	ug/L	<2.6	50	50	57.9	57.5	116	115	70-130	1	20
Dichlorodifluoromethane	ug/L	<0.50	50	50	19.2	19.1	38	38	22-158	1	20
Ethylbenzene	ug/L	<0.32	50	50	58.6	56.9	117	114	80-123	3	20
Isopropylbenzene (Cumene)	ug/L	<1.7	50	50	57.9	55.9	116	112	70-130	4	20
m&p-Xylene	ug/L	<0.47	100	100	117	115	117	115	70-130	2	20
Methyl-tert-butyl ether	ug/L	<1.2	50	50	43.3	43.1	87	86	66-130	0	20
Methylcyclohexane	ug/L	<0.87	50	50	60.1	58.0	120	116	50-150	4	20
Methylene Chloride	ug/L	<0.58	50	50	47.0	45.7	94	91	70-130	3	20
o-Xylene	ug/L	<0.26	50	50	57.5	54.8	115	110	70-130	5	20
Styrene	ug/L	<3.0	50	50	60.4	57.5	121	115	70-130	5	20
Tetrachloroethene	ug/L	<0.33	50	50	59.7	57.2	119	114	70-130	4	20
Toluene	ug/L	<0.27	50	50	57.6	55.6	115	111	80-121	4	20
trans-1,2-Dichloroethene	ug/L	<0.46	50	50	49.3	47.5	99	95	70-134	4	20
trans-1,3-Dichloropropene	ug/L	<4.4	50	50	53.7	52.0	107	104	58-130	3	20
Trichloroethene	ug/L	<0.26	50	50	60.4	61.1	121	122	70-130	1	20
Trichlorofluoromethane	ug/L	<0.21	50	50	49.1	48.0	98	96	82-151	2	20
Vinyl chloride	ug/L	<0.17	50	50	39.3	38.7	79	77	61-143	2	20
4-Bromofluorobenzene (S)	%						105	105	70-130		
Dibromofluoromethane (S)	%						105	102	70-130		
Toluene-d8 (S)	%						105	103	70-130		

Results presented on this page are in the units indicated by the "Units" column except where an alternate unit is presented to the right of the result.

REPORT OF LABORATORY ANALYSIS

This report shall not be reproduced, except in full,
without the written consent of Pace Analytical Services, LLC.

QUALIFIERS

Project: 31401967.705-01.00 L13 MP 312

Pace Project No.: 40224454

DEFINITIONS

DF - Dilution Factor, if reported, represents the factor applied to the reported data due to dilution of the sample aliquot.

ND - Not Detected at or above LOD.

J - Estimated concentration at or above the LOD and below the LOQ.

LOD - Limit of Detection adjusted for dilution factor, percent moisture, initial weight and final volume.

LOQ - Limit of Quantitation adjusted for dilution factor, percent moisture, initial weight and final volume.

S - Surrogate

1,2-Diphenylhydrazine decomposes to and cannot be separated from Azobenzene using Method 8270. The result for each analyte is a combined concentration.

Consistent with EPA guidelines, unrounded data are displayed and have been used to calculate % recovery and RPD values.

LCS(D) - Laboratory Control Sample (Duplicate)

MS(D) - Matrix Spike (Duplicate)

DUP - Sample Duplicate

RPD - Relative Percent Difference

NC - Not Calculable.

SG - Silica Gel - Clean-Up

U - Indicates the compound was analyzed for, but not detected at or above the adjusted LOD.

N-Nitrosodiphenylamine decomposes and cannot be separated from Diphenylamine using Method 8270. The result reported for each analyte is a combined concentration.

Pace Analytical is TNI accredited. Contact your Pace PM for the current list of accredited analytes.

TNI - The NELAC Institute.

WORKORDER QUALIFIERS

WO: 40224454

[1] Mass spectral library search was performed on this sample. Tentatively Identified Compounds (TIC's) were not present.

REPORT OF LABORATORY ANALYSIS

This report shall not be reproduced, except in full,
without the written consent of Pace Analytical Services, LLC.

QUALITY CONTROL DATA CROSS REFERENCE TABLE

Project: 31401967.705-01.00 L13 MP 312

Pace Project No.: 40224454



Lab ID	Sample ID	QC Batch Method	QC Batch	Analytical Method	Analytical Batch
40224454001	TB-02042021	EPA 8260	381441		

REPORT OF LABORATORY ANALYSIS

This report shall not be reproduced, except in full,
without the written consent of Pace Analytical Services, LLC.

CHAIN-OF-CUSTODY RECORD

40224454 Page 1 of 1

WSP Office Address 5957 McKee Road, Suite 7, Madison, WI 53719						Requested Analyses & Preservatives										No. WSP														
Project Name L13 MP 312 Valve Site			WSP Contact Name Tim Huff			Number of Containers	VOCs (EPA Method 8260) - 48 Hr TAT	GRO (WI Modified) - 10-day TAT	butane, ethane, isobutane, propane (RSK-175) 10-day TAT										Laboratory Name & Location Pace Analytical - Green Bay, WI											
Project Location Ft Atkinson, WI			WSP Contact E-mail tim.huff@wsp.com																Laboratory Project Manager Dan Milewsky											
Project Number & Task 31401967.705 - 01.00			WSP Contact Phone 571-217-6759																Requested Turn-Around-Time <input checked="" type="checkbox"/> Standard <input type="checkbox"/> 24 HR <input checked="" type="checkbox"/> 48 HR <input type="checkbox"/> 72 HR <input type="checkbox"/> _____ HR											
Sampler(s) Name(s) Cal Johnson			Sampler(s) Signature(s) 																Requested Deliverable <input checked="" type="checkbox"/> Level II <input type="checkbox"/> ERIMS EDD <input type="checkbox"/> Level III <input checked="" type="checkbox"/> GISKEY EDD <input type="checkbox"/> Level IV <input type="checkbox"/> EQUIS EDD											
Sample Identification		Matrix	Collection Start*		Collection Stop*													Sample Comments												
			Date	Time	Date	Time																								
Trip Blank		AQ	-	-	-	-													3	X										Trip Blank Cal
Relinquished By (Signature) 		Date 4/2/21	Time 1700	Received By (Signature)		Date													Time	Shipment Method		Tracking Number(s) N/A								
Relinquished By (Signature) CS Logistics		Date 4-3-21	Time 0835	Received By (Signature) Madelina M... Case		Date 4-3-21	Time 0835	Number of Packages 3		Custody Seal Number(s) 1 M4321																				

*Use stop time/date for composite and/or air samples; use only start time/date for all other samples. Matrix: AQ = Aqueous, S = Soil, SE = Sediment, A = Air, W = Wipe, B = Bulk, O = Other (detail in comments) Page 13 of 15

Sample Preservation Receipt Form

Pace Analytical Services, LLC
1241 Bellevue Street, Suite 9
Green Bay, WI 54302

Client Name: WSP

Project # 40224454

All containers needing preservation have been checked and noted below: Yes No N/A

Initial when completed:

Date/Time:


Lab Lot# of pH paper:

Lab Std #ID of preservation (if pH adjusted):

Pace Lab #	Glass							Plastic					Vials				Jars				General			VOA Vials (>6mm) *	H2SO4 pH ≤2	NaOH+Zn Act pH ≥9	NaOH pH ≥12	HNO3 pH ≤2	pH after adjusted	Volume (mL)						
	AG1U	BG1U	AG1H	AG4S	AG4U	AG5U	AG2S	BG3U	BP1U	BP3U	BP3B	BP3N	BP3S	VG9A	DG9T	VG9U	VG9H	VG9M	VG9D	JGFU	JG9U	WGFU	WPFU								SP5T	ZPLC	GN			
001																																				2.5 / 5 / 10
002																																				2.5 / 5 / 10
003																																				2.5 / 5 / 10
004																																				2.5 / 5 / 10
005																																				2.5 / 5 / 10
006																																				2.5 / 5 / 10
007																																				2.5 / 5 / 10
008																																				2.5 / 5 / 10
009																																				2.5 / 5 / 10
010																																				2.5 / 5 / 10
011																																				2.5 / 5 / 10
012																																				2.5 / 5 / 10
013																																				2.5 / 5 / 10
014																																				2.5 / 5 / 10
015																																				2.5 / 5 / 10
016																																				2.5 / 5 / 10
017																																				2.5 / 5 / 10
018																																				2.5 / 5 / 10
019																																				2.5 / 5 / 10
020																																				2.5 / 5 / 10

Exceptions to preservation check: VOA, Coliform, TOC, TOX, TOH, O&G, WI DRO, Phenolics, Other: _____ Headspace in VOA Vials (>6mm) : Yes No N/A *If yes look in headspace column

AG1U 1 liter amber glass BG1U 1 liter clear glass AG1H 1 liter amber glass HCL AG4S 125 mL amber glass H2SO4 AG4U 120 mL amber glass unpres AG5U 100 mL amber glass unpres AG2S 500 mL amber glass H2SO4 BG3U 250 mL clear glass unpres	BP1U 1 liter plastic unpres BP3U 250 mL plastic unpres BP3B 250 mL plastic NaOH BP3N 250 mL plastic HNO3 BP3S 250 mL plastic H2SO4	VG9A 40 mL clear ascorbic DG9T 40 mL amber Na Thio VG9U 40 mL clear vial unpres VG9H 40 mL clear vial HCL VG9M 40 mL clear vial MeOH VG9D 40 mL clear vial DI	JGFU 4 oz amber jar unpres JG9U 9 oz amber jar unpres WGFU 4 oz clear jar unpres WPFU 4 oz plastic jar unpres SP5T 120 mL plastic Na Thiosulfate ZPLC ziploc bag GN
--	---	--	--

 1241 Bellevue Street, Green Bay, WI 54302	Document Name: Sample Condition Upon Receipt (SCUR)	Document Revised: 26Mar2020
	Document No.: ENV-FRM-GBAY-0014-Rev.00	Author: Pace Green Bay Quality Office

Sample Condition Upon Receipt Form (SCUR)

Project #: _____

Client Name: WSP

WO# : 40224454

Courier: CS Logistics Fed Ex Speedee UPS Waltco
 Client Pace Other: _____



Tracking #: _____

Custody Seal on Cooler/Box Present: yes no Seals intact: yes no

Custody Seal on Samples Present: yes no Seals intact: yes no

Packing Material: Bubble Wrap Bubble Bags None Other

Thermometer Used SR-99 Type of Ice: Wet Blue Dry None Samples on ice, cooling process has begun

Cooler Temperature Uncorr: 1.0 /Corr: 1.0

Temp Blank Present: yes no Biological Tissue is Frozen: yes no

Person examining contents:
 Date: 4-3-21 Initials: MUR
 Labeled By Initials: [Signature]

Temp should be above freezing to 6°C.
 Biota Samples may be received at ≤ 0°C if shipped on Dry Ice.

Chain of Custody Present:	<input checked="" type="checkbox"/> Yes <input type="checkbox"/> No <input type="checkbox"/> N/A	1.
Chain of Custody Filled Out:	<input checked="" type="checkbox"/> Yes <input type="checkbox"/> No <input type="checkbox"/> N/A	2.
Chain of Custody Relinquished:	<input checked="" type="checkbox"/> Yes <input type="checkbox"/> No <input type="checkbox"/> N/A	3.
Sampler Name & Signature on COC:	<input checked="" type="checkbox"/> Yes <input type="checkbox"/> No <input type="checkbox"/> N/A	4.
Samples Arrived within Hold Time:	<input checked="" type="checkbox"/> Yes <input type="checkbox"/> No	5.
- VOA Samples frozen upon receipt	<input type="checkbox"/> Yes <input type="checkbox"/> No	Date/Time:
Short Hold Time Analysis (<72hr):	<input type="checkbox"/> Yes <input checked="" type="checkbox"/> No	6.
Rush Turn Around Time Requested:	<input checked="" type="checkbox"/> Yes <input type="checkbox"/> No	7.
Sufficient Volume:	For Analysis: <input checked="" type="checkbox"/> Yes <input type="checkbox"/> No MS/MSD: <input type="checkbox"/> Yes <input checked="" type="checkbox"/> No <input type="checkbox"/> N/A	8. All vials have bulged septa MUR 4-3-21
Correct Containers Used:	<input checked="" type="checkbox"/> Yes <input type="checkbox"/> No	9.
-Pace Containers Used:	<input checked="" type="checkbox"/> Yes <input type="checkbox"/> No <input type="checkbox"/> N/A	
-Pace IR Containers Used:	<input type="checkbox"/> Yes <input type="checkbox"/> No <input checked="" type="checkbox"/> N/A	
Containers Intact:	<input checked="" type="checkbox"/> Yes <input type="checkbox"/> No	10.
Filtered volume received for Dissolved tests	<input type="checkbox"/> Yes <input type="checkbox"/> No <input checked="" type="checkbox"/> N/A	11.
Sample Labels match COC:	<input checked="" type="checkbox"/> Yes <input type="checkbox"/> No <input type="checkbox"/> N/A	12.
-Includes date/time/ID/Analysis Matrix: <u>W</u>		
Trip Blank Present:	<input checked="" type="checkbox"/> Yes <input type="checkbox"/> No <input type="checkbox"/> N/A	13. 0 if present, covered by sample custody seal
Trip Blank Custody Seals Present	<input checked="" type="checkbox"/> Yes <input type="checkbox"/> No <input type="checkbox"/> N/A	@ covered by sample custody seal MUR 4-3-21
Pace Trip Blank Lot # (if purchased): <u>(2)</u>		

Client Notification/ Resolution: _____ If checked, see attached form for additional comments
 Person Contacted: _____ Date/Time: _____
 Comments/ Resolution: _____

PM Review is documented electronically in LIMs. By releasing the project, the PM acknowledges they have reviewed the sample logir