Operation, Monitoring, and Maintenance Annual Report

January 1, 2020 – December 31, 2020
Madison-Kipp Corporation
Groundwater, Soil Vapor, and Treatment Systems

June 2021

Facility ID No. 113125320
BRRTS Nos. 02-13-558625, 02-13-578015, & 02-13-562649

Prepared For:

Madison-Kipp Corporation
201 Waubesa Street
Madison, WI 53704

Prepared By:

TRC
708 Heartland Trail, Suite 3000
Madison, WI 53717

Andrew Stehn, P.E.
Senior Project Engineer

Stephen Sellwood, P.G.
Senior Hydrogeologist

TABLE OF CONTENTS

1.0 INTRODUCTION 1
1.1 Site Description 1
1.2 Site Background 1
1.3 Record Keeping and Reporting Requirements 2
1.4 Purpose and Scope 2
2.0 GETS OM&M 3
2.1 System Operation 3
2.2 Monthly Discharge Monitoring Reports 4
2.3 Semi-Annual Vapor Sampling 4
3.0 SVE OM&M 5
4.0 GROUNDWATER MONITORING 6
4.1 Groundwater Flow Conditions 6
4.2 Monitoring Well Network and Sampling Program 6
4.3 Site Groundwater Monitoring 7
4.4 GETS Performance and VOC Groundwater Sampling Results Discussion 7
4.4.1 Unconsolidated 8
4.4.2 Upper Lone Rock 8
4.4.3 Lower Lone Rock 8
4.4.4 Upper Wonewoc 9
4.4.5 Lower Wonewoc 9
5.0 SOIL GAS MONITORING 10
6.0 RAIN GARDEN SEDIMENT MONITORING 11
7.0 CONCLUSIONS AND RECOMMENDATIONS 12
7.1 Remedial System Operation 12
7.2 Site Groundwater Monitoring 12
7.3 Site Soil Gas Monitoring 12
7.4 Rain Garden Sediment Monitoring 13
7.5 Recommendations 13
8.0 REFERENCES 14

TABLES

Table 1: Summary of Groundwater Extraction System Operation and Mass Removal
Table 2: GETS WPDES Compliance Sample Results
Table 3: Combined SVE and GETS Gas Analytical Data - January 2019 - December 2020
Table 4: Estimate of GAC Effluent Emissions - Total Volatile Organic Compounds
Table 5: Adjusted Groundwater Monitoring Plan - 2020
Table 6: Summary of Groundwater Elevations - October 12, 2020
Table 7: Groundwater Analytical Results Summary - 2020
Table 8: Storm Sewer System Soil/Sediment Sampling Analytical Results Summary
Table 9: Groundwater Monitoring Plan - 2021

FIGURES

Figure 1: Site Location Map
Figure 2: Well Locations Map
Figure 3: Water Table Elevations October 2020
Figure 4: Upper Lone Rock Formation Potentiometric Surface October 2020
Figure 5: Lower Lone Rock Formation Potentiometric Surface October 2020
Figure 6: Upper Wonewoc Formation Potentiometric Surface October 2020
Figure 7: Lower Wonewoc Formation Potentiometric Surface October 2020
Figure 8: Water Table Tetrachloroethene (PCE) Isoconcentrations October 2020
Figure 9: Upper Lone Rock Formation Tetrachloroethene (PCE) Isoconcentrations October 2020
Figure 10: Lower Lone Rock Formation Tetrachloroethene (PCE) Isoconcentrations October 2020
Figure 11: Upper Wonewoc Formation Tetrachloroethene (PCE) Isoconcentrations October 2020
Figure 12: Lower Wonewoc Formation Tetrachloroethene (PCE) Isoconcentrations October 2020
Figure 13: Geological Cross Sections A-A' and B-B' Tetrachloroethene (PCE) Concentrations – October 2020
Figure 14: Soil Vapor Extraction Well and Vapor Monitoring Point Location Map
Figure 15: Rain Garden Site Map and Storm Sewer Infrastructure

APPENDICES

Appendix A: Trend Plots
Appendix B: Remediation Site Operation, Maintenance, Monitoring, and Optimization Report Form 4400-194
Appendix C: December 2020 WPDES DMR Submittal and Quarterly Laboratory Reports
Appendix D: Semi-Annual GETS Influent and Effluent Vapor Laboratory Analytical Reports
Appendix E: July and October 2020 Groundwater Monitoring Laboratory Analytical Reports and Historical Groundwater Analytical Summary Table
Appendix F: Rain Garden Analytical Report

1.0 Introduction

TRC Environmental Corp. (TRC), on behalf of Madison-Kipp Corp. (MKC), is reporting on the operation, monitoring, and maintenance (OM&M) of the groundwater and soil vapor extraction treatment system operations at MKC's facility at 201 Waubesa Street, Madison, Wisconsin (Site).

1.1 Site Description

The Site is located in the southwest quarter of Section 5, Township 7 North, Range 10 East in Dane County, Wisconsin. The Site Location Map is shown on Figure 1. The Site is approximately 7.5 acres in area, with a 130,000 square foot building occupying much of the Site. The building has a basement and a second floor over part of the footprint. There is a second 6,000 square foot building in the northeast corner of the property, housing the Groundwater Extraction Treatment System (GETS) and storage. The remainder of the Site is predominately paved in asphalt for driveways and parking lots. The Site is zoned M-1 (industrial/manufacturing), and is currently operated as a metal die casting facility.

The Site is surrounded by a mix of commercial, industrial, and residential land use. The Site is bounded by the Capital City Bike Trail to the north, residences to the east, Atwood Avenue to the south, and Waubesa Street to the west. The Goodman Community Center is located to the north across the Capital City Bike Trail. Residences are located adjacent to the east and west sides of the Site. Commercial properties are located to the south.

The Site is located on the northeastern end of the Madison Isthmus, which is a narrow strip of land separating Lake Mendota and Lake Monona. The Site is approximately 1,500 feet north of Lake Monona and approximately 6,800 feet east of Lake Mendota. The topography of the Site is flat, with an elevation ranging from approximately 870 to 880 feet above mean sea level. The Site and surrounding areas are serviced by municipal water supply and sewer systems.

1.2 Site Background

Environmental investigation and remediation activities have been on-going at the Site since 1994. Investigation activities included defining the extent of tetrachloroethene (PCE) and, beginning in 2012, polychlorinated biphenyls (PCBs), polycyclic aromatic hydrocarbons (PAHs) and Resource Conservation and Recovery Act metals (RCRA Metals). A complete summary of the project background, including the on-site and off-site investigations is included in the 2015 Annual Report submitted to the Wisconsin Department of Natural Resources (WDNR) on April 12, 2016 by Arcadis U.S., Inc. (Arcadis, 2016) and in previous reports referenced therein.

A Soil Vapor Extraction (SVE) system began continuous operation at the Site in May 2013 and operated continuously until October 2018, when the system was shut down based on WDNR-approval for additional sampling of Site soil gas without the system operating. The on-going monitoring of soil gas at the Site and recommendations for the SVE are discussed in this report.

The Site's active remediation system is a Groundwater Extraction and Treatment System (GETS) designed to treat dissolved volatile organic compounds (VOCs), primarily PCE. Arcadis completed start-up testing of the GETS from July 2015 through December 2015. During the start-up period, the system was operated at its 45 gallon per minute (gpm) capacity, but was occasionally offline for system optimization and equipment repairs/modification. The GETS has

operated full-time since January 2016, but the pumping rate was adjusted to 40 GPM following the SVE shutdown in October 2018 due to the interconnected air treatment for vapors from the SVE and GETS.

Since December 2016 TRC, on behalf of MKC, has completed investigation and remedial action work to evaluate and eliminate sources potentially causing PCB-impacts to the rain garden located immediately north of the Site. Following remedial investigation and remedial actions to remove soil/sediment impacted with PCBs above the NR-720 industrial direct contact residual contaminant levels, sediment monitoring continues to be completed within the Site's storm sewer system and at the outfall area into the garden limits.

1.3 Record Keeping and Reporting Requirements

MKC completes cap maintenance inspections for their property at 201 Waubesa Street. All interior and exterior cap inspections were completed annual/monthly depending on the cap location as needed and documentation can be provided upon request.

As of December 31, 2020, MKC is current on the financial agreements per the November 22, 2017 Stipulation and Order for Judgement and Coordinated Approval with the United States Environmental Protection Agency. Further details can be provided upon request.

1.4 Purpose and Scope

On-going OM&M activities are completed to monitor the status of soil gas and groundwater conditions at the Site and to ensure the treatment systems are operating as designed and in compliance with regulatory standards. 2020 OM&M activities included: GETS operation and monthly Discharge Monitoring Reports, semi-annual Site groundwater monitoring, and semi-annual sediment and stormwater monitoring for the rain garden. The purpose of this Annual Report is to provide documentation of OM&M activities performed during January 1 through December 31, 2020.

This Annual Report describes:

- GETS OM&M,
- SVE OM&M,
- Groundwater Monitoring,
- Site Soil Gas Monitoring,
- Rain Garden Sediment and Stormwater Monitoring, and
- Conclusions and Recommendations.

2.0 GETS OM&M

MKC is operating a GETS system for extraction and treatment of PCE-impacted groundwater. The system was installed in 2015 and is described in detail in Groundwater Extraction and Treatment System (GETS) Construction Documentation Report (Arcadis, 2015b).

2.1 System Operation

Over the period of January 1 through December 31, 2020, the GETS was generally operated at 40 gpm. Prior to the SVE shutdown, the GETS was operated at 45 gpm. The vapors extracted from the SVE system were combined with vapors generated from the air stripper for the GETS operation and treated by two 2,000-pound activated carbon vessels installed in series. To ensure proper operation of the air stripper, a booster blower is installed downstream of the stripper to overcome back pressure from the SVE system. With the SVE system shut down, the water level in the air stripper increases due to lack of back pressure downstream of the blower. If the GETS runs at 45 gpm, the booster blower can pull water from the top portion of the air stripper into the vapor phase carbon vessels. Therefore, with the SVE system shut down, the GETS is generally operated at 40 gpm.

The extraction and transfer pumps for the GETS have variable speed frequency drives that fluctuate flow rate based on liquid levels in the equalization and mixing tank along with the air stripper liquid level. At times the flow will fluctuate above and below the design rate over a few days' time; however, the overall weekly to monthly flow rate is generally consistent.

The GETS system was occasionally shut down for routine maintenance and required repairs. During this reporting period the following GETS repairs and maintenance tasks were completed:

- The GETS was shut down during a portion of the month of December to complete replacement of low low level LSLL-122 mixing tank float;
- GETS program updates and alarm sensor checks;
- Minor shutdowns occurred due to system faults related to air bubbles in the peroxide feed line, the pump was primed, and the system was restarted; and
- Air stripper unit and select piping sections were cleaned.

The location of the extraction well (GWE-1) for the GETS is identified on Figure 2. MKC personnel complete weekly monitoring of the GETS and an operations summary table is included in Table 1.

A total of approximately 19,718,287 gallons of groundwater were treated between January 1, 2020 and December 31, 2020. During the 2020 calendar year, approximately 227 pounds of VOCs were removed. From the start of the system through the end of December 2020, approximately 1,480 pounds of VOCs have been removed through operation of the GETS. A trend plot depicting the cumulative VOCs removed over time since the start-up of the GETS system is included in Trend Plot A.1 of Appendix A. In addition, the trend plot showing PCE concentration verses time for the groundwater extraction well (GWE-1) is included in Trend Plot A.2 of Appendix A. Additional system operation information is attached in the Remediation Site Operation, Maintenance, Monitoring, and Optimization Report Form 4400-194 in Appendix B.

2.2 Monthly Discharge Monitoring Reports

MKC completes monthly performance monitoring and submits monthly Discharge Monitoring Reports (DMRs) required for the system operation and discharge permit (Wisconsin Pollution Discharge Elimination System (WPDES) Permit number WI-0046566-6).

For 2020 performance monitoring and permit compliance, TRC on behalf of MKC collected samples of the extracted groundwater (GETS influent) and treated groundwater (GETS effluent) on a quarterly basis. Table 2 provides the influent and effluent laboratory analytical results for the 2020 reporting period. The 2020 sampling frequency and monitoring parameters collected were completed as approved by the WDNR in December 2018. Parameters included daily monitoring of flow; monthly visual monitoring for permanganate neutralization; quarterly monitoring of select volatile organic compounds and polycyclic aromatic hydrocarbons; and monitoring of total suspended solids after system cleaning events.

The DMRs for January through December 2020 were submitted electronically to the WDNR through the Web Access Management System Switchboard. Laboratory analytical reports for samples collected between January and June 2020 were included in the August 18, 2020 Operations, Monitoring, and Maintenance Semi-Annual Report for the period January 1, 2019 – June 30, 2020 Submittal (TRC, 2020b). A copy of the last submittal from the December 2020 monitoring event and laboratory reports for samples collected between July and December 2020 are included in Appendix C.

2.3 Semi-Annual Vapor Sampling

The GETS produces gases which are treated with granular activated carbon (GAC) for removal of vapor-phase volatile organic compounds (VOCs). The GAC influent gas and GAC effluent gas were previously sampled on a monthly basis but are now sampled semi-annually for performance and compliance monitoring. The 2020 results are representative of gases from the GETS only as the SVE system was shut down in October 2018. GAC influent and effluent gas results are included in Table 3 and the laboratory analytical reports for 2020 are included in Appendix D. An emission rate was calculated based on the effluent analytical results and system flow rate, and results were compared to NR 445 and NR 406. No regulatory standards for effluent emissions from the system were exceeded. Table 4 includes a summary of the emission rates for total VOCs for the 2020 calendar year.

TRC continues to assess the influent and effluent concentrations of VOCs to evaluate the GAC component of the treatment system. The 2020 evaluation concluded that the activated carbon is approaching the end of its life as PCE continues to be reduced but breakdown products (e.g. TCE, cis-1,2-DCE, and VC) are not being reduced as effectively, although they still remain below applicable standards. Loading rates for total VOCs, PCE, TCE, cis-1,2-DCE, and VC were calculated based on the influent results (pre-carbon treatment). With the GETS in operation, the pre-carbon treatment gas concentrations for VOCs, PCE, TCE, cis-1,2-DCE, and VC are below the established NR 445 and NR 406 regulatory standards. A summary of these calculations can be provided upon request.

3.0 SVE OM&M

MKC previously operated an SVE system for extraction and treatment of shallow soil vapor on the east-northeast portion of the Site. The system began long term operation in May 2013 and continued operation through October 2018. On October 25, 2018, the SVE system was shut down, as approved by the WDNR, to evaluate its effectiveness at the Site. A summary of the shutdown and soil gas monitoring completed was included in the Soil Vapor Extraction System Shut Down and Soil Gas Analytical Results discussion letter submitted to the WDNR on February 8, 2019 (TRC, 2019a). Subsequent soil gas sampling was conducted in July and October of 2019 and a summary of the results was included in the January 1, 2019 – December 31, 2019 Madison-Kipp Corporation Groundwater, Soil Vapor, and Treatments Systems Report (TRC, 2020a). TRC and MKC are in the process of evaluating historical site information and recent monitoring results and recommend a meeting with the WDNR to discuss the next steps in reference to onsite soil vapor extraction treatment operations.

4.0 Groundwater Monitoring

The 2020 groundwater monitoring program at the Site, which included water level gauging and sampling, was conducted as summarized in Table 5.

The Site contains 39 monitoring wells, 4 multi-port wells, and one operational extraction well (GWE-1). The wells are installed in unconsolidated units and/or bedrock and their locations are shown on Figure 2. The Site's near-surface geology consists of two unconsolidated units consisting of fill material and glacially-derived deposits, which overlie sandstone bedrock of the Lone Rock and Wonewoc Formations. The Wonewoc sandstone is underlain by siltstone of the Eau Claire Formation, which serves as a regional aquitard. Further information on the site geology is included in the 2014 Annual Report (Arcadis, 2015a) and in previous reports referenced therein.

4.1 Groundwater Flow Conditions

Water levels at 39 Site monitoring wells and 20 multi-port well intervals were gauged on October 12, 2020. The groundwater elevations are summarized in Table 6, and the October 2020 water table map and potentiometric surface maps are shown on Figures 3 through 7. Overall, the groundwater elevations and the direction of groundwater flow in October 2020 are generally consistent with historical observations. Groundwater flow at the water table converges toward the site from the north, south, and west (Figure 3). Groundwater flow in the Upper Lone Rock formation is generally to the north-northeast (Figure 4). The extraction well (GWE-1) has a local influence on flow within the Lower Lone Rock, Upper Wonewoc, and Lower Wonewoc formations, causing flow to generally converge toward the extraction well (Figures 5 through 7).

4.2 Monitoring Well Network and Sampling Program

Groundwater sampling was conducted in wells within the unconsolidated units, Lone Rock formation, and the Wonewoc formation for geochemical field parameters and laboratory analysis for VOCs. Monitoring wells were sampled to evaluate the effectiveness of the GETS operation—which was installed to remove VOCs from the groundwater and provide hydraulic containment to minimize off-site migration—and to evaluate the overall site-wide water quality. A summary of the wells monitored during the October 2020 sampling event is included in Table 5. Groundwater sampling at the Site for the first half of the 2020 calendar year was not conducted due to the shut-down of the MKC facility during the Wisconsin Department of Health Services Safer at Home order due to the spread of the SARS-CoV-2 virus, which causes COVID-19.

In addition, ten of the site wells were monitored for polychlorinated biphenyls (PCBs), total suspended solids (TSS), total dissolved solids (TDS), and geochemical field parameters in July and October 2020. Selected wells were based on the November 22, 2017 Stipulation and Order for Judgement and coordination with the United States Environmental Protection Agency. The wells sampled for PCBs are located in the unconsolidated or Lone Rock unit/formation and a summary is included in Table 5.

4.3 Site Groundwater Monitoring

The results from the 2020 groundwater sampling events are included in Table 7, and the laboratory analytical reports for the July and October 2020 monitoring events are included in Appendix E. A historical summary table containing groundwater analytical results to date is also included in Appendix E.

Multiple NR 140 preventative action limit (PAL) and enforcement standard (ES) exceedances for VOCs were reported for the October 2020 sampling event. The overall concentration of PCE over time was reviewed for each Site well sampled during the second half of 2020, and a brief description for each unit/formation is included in Section 4.4 below. As required of the WDNR Remediation Site Operation Maintenance, Monitoring & Optimization Report Form 4400-194, Appendix A includes a trend plot (A.3) indicating PCE concentrations over time for monitoring well MW-5D2 which contained the highest concentration of PCE during the October 2020 monitoring event.

Isoconcentration maps for PCE for the Water Table (Unconsolidated), Upper Lone Rock, Lower Lone Rock, Upper Wonewoc, and Lower Wonewoc are shown in Figures 8 through 12, respectively. The contours are based on the October 2020 monitoring event.

Figure 13 includes two cross-sections (A-A' and B-B') displaying the vertical PCE concentration extents based on the October 2020 groundwater monitoring. Figure 2 shows the location of the wells and the cross-sections.

The ten monitoring wells sampled for PCBs in July and October 2020 had no detections above the method detection limits and therefore no exceedance of the NR 140 ES or PAL for PCBs were reported. As such, colloidal and co-solvency transport has not occurred at the site based on analytical results.

4.4 GETS Performance and VOC Groundwater Sampling Results Discussion

During the start-up of the GETS in July 2015, a constant rate pumping test was completed by pumping the groundwater extraction well (GWE-1) at a constant rate of 45 gallons per minute while measuring water levels in most site monitoring wells. A summary of the pumping test was included in Attachment B of the Groundwater Extraction and Treatment System (GETS) Construction Documentation Report submitted to the WDNR in November 2015 (Arcadis, 2015b). The test indicated that drawdown was observed within most of the wells within the 2015 well network, including wells in the most distant wells nests. Five wells in close proximity to GWE-1 (MW-19D, MW-19D2, MW-20D, MW-20D2, and MW-21D) were not monitored during the pumping test but are certainly within the radius of influence of GWE-1. Drawdown was not notable in MW-27D2; however, drawdown was observed in MW-27D. The pumping test report suggests that drawdown was not observed at the MW-25 well nest, however, a review of the hydrograph for MW-25D2 for the period of the pumping test shows a clear decrease in water level in response to the onset of pumping. Thus, the influence of pumping GWE-1 at 45 gpm is also clearly measurable at downgradient MW-25D2. Based on the results of the 2015 pumping test it appears that the radius of influence of GWE-1 encompasses most of the horizontal extent of the groundwater plume when pumping at 45 gpm.

GWE-1 is screened within the Lone Rock and Wonewoc formations. During the pumping test, drawdown was reported for wells screened in these formations as well as wells screened in the unconsolidated formation above the Lone Rock. This indicates that the hydrologic influence of pumping GWE-1 is also observed over most of the vertical extent of the groundwater plume.

Although pumping test data suggest the plume is mostly captured by pumping, a handful of wells have unstable or apparently increasing PCE concentrations. There are many possible reasons for unstable or increasing contaminant concentrations at wells within the pumping test radius of influence of GWE-1, including: localized connectedness or disconnectedness of fractures, changes in hydraulic gradients caused by rainfall events or lack of rainfall, plume advancement during times when the GETS is off for maintenance, and the difference in pumping rate between the pumping test (45 gpm) and current GETS operation (40 gpm - Note: The temporary pumping rate adjustment from 45 gpm to 40 gpm was completed in October 2018 based on the shutdown of SVE as discussed in Soil Vapor Extraction Shut Down & Monitoring Well Network Modification Work Plan (TRC, 2018a)). Nevertheless, wells on the edges of the plume tend to have stable PCE concentrations, indicating the plume is not significantly advancing and therefore the GETS is effective at both removing VOCs from the groundwater (see Section 2.1) and providing hydraulic containment to minimize off-site migration.

The following sections summarize PCE trends for each geologic unit using data from wells sampled in October 2020.

4.4.1 Unconsolidated

A limited number of wells within the unconsolidated unit were sampled in October 2020 (MW-1, MW-3S, MW-6S, and MW-28). PCE concentration trends for these wells are generally inconsistent. PCE concentrations at MW-1 have increased since 2015 but concentrations remain below pre-2015 levels. PCE concentrations at MW-3S are highly variable with no distinct trend. MW-6S has remained consistently below the ES for PCE and PCE was not detected at MW-6S during the last two sampling events. MW-28 has only been sampled three times so the PCE concentration trend cannot yet be assessed; however, PCE in MW-28 exceeds the ES. Other unconsolidated wells that were not sampled (MW-2S, MW-4S, MW-7, MW-8, MW-10S, MW-11S, MW-12S, MW-18S, MW-26S, and MW-29S) historically had low (below the PAL and/or ES), decreasing, or stable PCE concentrations, or have not been sampled for VOCs.

4.4.2 Upper Lone Rock

MW-2D, MW-3D, MW-4D, MW-5S, MW-6D, MW-9D, MP-13 Port 7, MW-24, and MW-29D are screened within the Upper Lone Rock unit. Most of these wells, with the exception of MW-4D, MW-24 and MW-29D, were sampled in October 2020. PCE concentrations at wells within this unit were generally decreasing or below the PAL. However, PCE concentrations at MW-3D have been highly variable with a recent increasing trend.

4.4.3 Lower Lone Rock

MW-3D2, MW-4D2, MW-5D, MW-9D2, MP-13 Port 5 and 6, MP-14 Port 4, MP-16 Port 4, MW-19D, MW-20D, and MW-21D, are located within the Lower Lone Rock unit. Wells MP-14 Port 4, MP-16 Port 4, MW-19D, MW-20D, and MW-21D were not sampled in October 2020. Generally, the Lower Lone Rock wells currently exceed the ES for PCE, except for well MW-4D2,

where PCE was not detected in 2020 and the ES for PCE has never been exceeded. PCE concentrations at wells within this unit were generally stable or decreasing after short-term spikes in 2015/2016. PCE concentrations at MW-13 Ports 5 and 6 have decreased significantly since 2015. PCE concentrations at MW-5D are highly variable and MW-9D2 has displayed an increasing trend. MP-14 Port 4 and MP-16 Port 4 were both last sampled in October 2014, with PCE concentrations above the PAL but below the ES. MW-19D, MW-20D, and MW-21D were lasted sampled in October 2014 and generally contained exceedances of the ES for PCE.

4.4.4 Upper Wonewoc

MP-13 Ports 2, 3, and 4, MP-14 Ports 2 and 3, MP-15 Ports 3, 4, and 5, MP-16 Ports 2 and 3, MW-19D2, MW-20D2, MW-25D, MW-25D2, and MW-27D are located within the Upper Wonewoc unit, and all wells with the exception of MW-19D2 and MW-20D2 were sampled in October 2020. PCE concentrations at wells within this unit were generally stable or decreasing after short-term spikes in 2015/2016. PCE concentrations at MW-25D have been reported below the PAL since 2016 and no exceedance of the ES has been reported. PCE concentrations at MW-25D2 are generally reported below the laboratory method detection limits (MDL) and reported detections above the MDL have not exceeded the PAL. However, MP-15 Port 4 has exhibited an increasing trend, and MP-14 Port 2, MP-15 Port 5, and MP-16 Port 2 are generally stable or decreasing.

4.4.5 Lower Wonewoc

MW-3D3, MW-5D2, MW-5D3, MP-13 Port 1, MP-14 Port 1, MP-15 Ports 1 and 2, MP-16 Port 1, MW-17, and MW-27D2 are located within the Lower Wonewoc unit, and all were sampled in October 2020. PCE concentrations at wells within this unit were generally stable or decreasing, with several wells below the ES (MW-3D3, MW-5D3, and MP-15 Port 1). MP-13 Port 1 has decreased significantly since 2015. PCE concentrations as MP-14 Port 1 have historically increased, but a decrease was observed during recent sampling rounds. PCE concentrations at both MW-5D2 and MP-15 Port 2 show an increasing trend and MP-16 Port 1, though generally stable, has shown a slight increasing trend in recent sampling rounds. PCE concentrations in MW-17 and MW-27D2 show recent decreasing trends.

5.0 Soil Gas Monitoring

As discussed in Section 3.0 a modification to the site annual soil gas monitoring was completed in 2018 as an effort to evaluate a shutdown of the onsite SVE system. A summary of the shutdown and soil gas monitoring completed was included in the Soil Vapor Extraction System Shut Down and Soil Gas Analytical Results discussion letter submitted to the WDNR on February 8, 2019 (TRC, 2019a). Subsequent soil gas sampling was conducted in July and October of 2019 and a summary of the results was included in the January 1, 2019 – December 31, 2019 Madison-Kipp Corporation Groundwater, Soil Vapor, and Treatments Systems Report (TRC, 2020a).

The results of the SVE shutdown performance monitoring in 2019 indicate that shutdown of the SVE system has not caused an appreciable change in the soil gas VOC concentrations at the Site. The soil gas results collected during the 2019 calendar year indicate that only vapor point VP-102 had PCE and TCE concentrations above the WDNR's residential soil gas vapor risk screening levels at a location adjacent to residences. Historically with the SVE system in operation the concentration of PCE and TCE have fluctuated above and below the residential soil vapor risk screening level at VP-102. The concentrations of PCE and TCE at VP-6 in 2019 were below levels measured while the SVE was in operation. The concentrations of CVOCs in soil gas at VP-1S, VP-126, VP-210, and VP-237 were below WDNR's residential soil gas vapor risk screening levels. Figure 14 depicts the location of the soil gas sample points.

No soil gas data were collected in 2020. Based on the 2019 soil gas monitoring events, TRC, on behalf of MKC, proposes to continue to keep the SVE system off. TRC and MKC are in the process of evaluating historical site information including on and off-site soil gas data collected to date and recommend a follow-up meeting with the WDNR to further discuss the steps to closure of the active remediation system for soil gas at the site.

6.0 Rain Garden Sediment Monitoring

TRC completed the second 2020 semi-annual round of sediment sampling as recommended in the December 4, 2018, Rain Garden – 2018 Sediment Monitoring (BRRTS #02-13-562649) letter. Sediment samples were collected from manhole MH-1A and from the Outfall into the rain garden on October 13, 2020 and analyzed for PCBs using EPA Method 8082. In accordance with Section D part 2 of the April 2, 2019, U.S. Environmental Protection Agency TSCA PCB Coordinated Approval, one water sample was collected from the outfall area on October 13, 2020 and analyzed for PCBs as well. The location of manhole MH-1A and the Outfall are shown on Figure 15. Table 8 includes a summary of the sediment samples collected through 2020 and Appendix G includes the laboratory analytical report for the sediment and water samples collected in October 2020.

- Based on the semi-annual sediment sample results, the material within MH-1A contains low concentrations of PCBs, below the NR 720 industrial direct contact residual contaminant levels (RCLs). The sediment observed within MH-1A was primarily coarse grain material with some fines and organics.
- Sediment accumulation within the Outfall pipe was present and generally consisted of primarily fine grain material with some organics. Results from the semi-annual monitoring show that sediment containing PCBs is present in the Outfall, but at concentrations below the NR 720 industrial direct contact RCLs.
- Consistent with previous semi-annual sampling events, no PCBs analyzed were detected above the laboratory method detection limits for the water sample collected from the outfall point. The analytical laboratory report is included in Appendix G.

7.0 Conclusions and Recommendations

7.1 Remedial System Operation

The OM&M activities for the SVE and GETS were generally completed as required at the Site during the 2020 calendar year. However, the April 2020 groundwater monitoring event at the Site was not conducted due to the shut-down of the MKC facility during the Wisconsin Department of Health Services Safer at Home order due to the spread of the SARS-CoV-2 virus, which causes COVID-19. System operation data and details for the first part of the year (January 2020 to June 2020) were included in the Operations, Monitoring, and Maintenance Semi-annual Report – January 1, 2020 – June 30, 2020, Groundwater and Soil Vapor Extraction Treatment Systems Madison-Kipp Corporation, 201 Waubesa Street, Madison, Wisconsin (TRC, 2020b). The GETS operated continuously throughout this reporting period, with the exception of repairs and routine maintenance as noted. The SVE system remained shut down during the 2020 calendar year for evaluation as noted.

7.2 Site Groundwater Monitoring

Site groundwater monitoring was completed in July and October 2020. PCBs were not detected in any of the PCB groundwater samples collected. PCE trends were reviewed for site wells in conjunction with the data collected during the 2015 constant rate pump test. Although pumping test data suggest the plume is mostly captured by pumping, not all wells in the monitoring well network have stable or decreasing contaminant trends. A handful of wells have unstable or apparently increasing PCE concentrations. There are many possible reasons for unstable or increasing contaminant concentrations at wells within the pumping test radius of influence of GWE-1, including: localized connectedness or disconnectedness of fractures, changes in hydraulic gradients caused by rainfall events or lack of rainfall, plume advancement during times when the GETS is off for maintenance, and pumping rates. Nevertheless, wells on the edges of the plume tend to have stable PCE concentrations, indicating the plume is not significantly advancing and therefore the GETS is effective at both removing VOCs from the groundwater and providing hydraulic containment to minimize off-site migration.

As additional monitoring events are completed, further data and concentration verses time analyses will be completed to continue to evaluate the effectiveness of the GETS. As of December 2020, the GETS has been in operation for approximately five and half years. The GETS, while pumping at 45 gpm, is capable of influencing local groundwater within the unconsolidated, Lone Rock, and Wonewoc formations. Groundwater monitoring will continue to evaluate if there are impacts to groundwater not being addressed by the remediation system.

7.3 Site Soil Gas Monitoring

The soil gas results collected during the 2019 calendar year indicate that only vapor point VP-102 had PCE and TCE concentrations above the WDNR's residential soil gas vapor risk screening levels at a location adjacent to residences. The concentrations of PCE and TCE at VP-6 in 2019 were below levels measured while the SVE was in operation. The concentrations of CVOCs in soil gas at VP-1S, VP-126, VP-210, and VP-237 were below WDNR's residential soil gas vapor risk screening levels. TRC, on behalf of MKC, proposes to keep the SVE system off and to schedule a follow up meeting with the WDNR to further discuss the steps to closure of the active remediation system for soil gas at the site.

7.4 Rain Garden Sediment Monitoring

Sediment results from both semi-annual monitoring events completed in 2020 indicated that sediment containing PCBs continues to be present in manhole MH-1A and the Outfall pipe. However, reported concentrations are below the NR 720 industrial direct contact RCLs. In addition, PCBs were not detected above the laboratory method detection limit in the stormwater present in the rain garden.

7.5 Recommendations

Based on the results of the 2020 OM&M, no immediate actions are required, and OM&M is planned to continue in 2021. Work planned for 2021 includes the following:

- GETS operation;
- SVE system will remain shut down until further discussion with the WDNR is completed;
- Compliance monitoring;
- Groundwater monitoring (as outlined in Table 9);
- Rain garden semi-annual sediment and stormwater monitoring; and
- Semi-annual reporting.

8.0 References

Arcadis U.S., Inc. 2015a. 2014 Annual Report, Madison-Kipp Corporation, 201 Waubesa Street, Madison, Wisconsin. March 2015.

Arcadis U.S., Inc. 2015b. Groundwater Extraction and Treatment System (GETS) Construction Documentation Report, Madison-Kipp Corporation, 201 Waubesa Street, Madison, Wisconsin. November 19, 2015.

Arcadis U.S., Inc. 2016. 2015 Annual Report, Madison-Kipp Corporation, 201 Waubesa Street, Madison, Wisconsin. April 12, 2016.

TRC Environmental Corporation. 2018a. Soil Vapor Extraction Shut Down & Monitoring Well Network Modification Work Plan, Madison, Wisconsin. August 22, 2018.

TRC Environmental Corporation. 2018b. Operations, Monitoring, and Maintenance Semi-annual Report – January 1, 2018 – June 30, 2018, Groundwater and Soil Vapor Extraction Treatment Systems Madison-Kipp Corporation, 201 Waubesa Street, Madison, Wisconsin. September 17, 2018.

TRC Environmental Corporation. 2019a. Update on Soil Vapor Extraction System Shut Down and Soil Gas Analytical Results, Madison-Kipp Corporation, Madison, Wisconsin. February 9, 2019.

TRC Environmental Corporation. 2020a. Operations, Monitoring, and Maintenance Semi-annual Report – January 1, 2019 – December 31, 2019, Groundwater, Soil Vapor, and Treatment System, Madison-Kipp Corporation, 201 Waubesa Street, Madison, Wisconsin. April 7, 2020.

TRC Environmental Corporation. 2020b. Operations, Monitoring, and Maintenance Semi-annual Report – January 1, 2020 – June 30, 2020, Groundwater and Soil Vapor Extraction Treatment Systems & Rain Garden Madison-Kipp Corporation, 201 Waubesa Street, Madison, Wisconsin. August 18, 2020.

Table 1: Summary of Groundwater Extraction System Operation and Mass Removal - January - December 2020
Madison Kipp Corporation
201 Waubesa Street
Madison, Wisconsin

Date		Groundwater Discharged This Period (gal)	Cumulative Groundwater Discharged (gal)[1]	Average Discharge Flow Rate[2],[5] (gpd)	Average Discharge Flow Rate[2],[5],[6] (gpm)	Influent Sample Results[3] VOCs (µg/L)	Effluent Sample Results[3] VOCs (µg/L)	Cumulative VOCs Removed[1],[4] (pounds)	Comments
1/7/2020	1/7/2020 8:18	449,645	84,026,929	57,549	40	NS	NS	1250	
1/14/2020	1/14/2020 15:32	10,715	84,037,644	1,468	1	NS	NS	1250	System was shut down for cleaning after foreign substance introduced.
1/16/2020	1/16/2020 13:19	109,784	84,147,428	57,550	40	NS	NS	1250	
1/23/2020	1/23/2020 15:01	407,052	84,554,480	57,568	40	NS	NS	1260	
1/24/2020	1/24/2020 10:51	47,486	84,601,966	57,462	40	NS	NS	1260	
1/27/2020	1/27/2020 11:19	173,912	84,775,878	57,597	40	NS	NS	1260	
1/28/2020	1/28/2020 13:05	61,635	84,837,513	57,409	40	NS	NS	1260	
2/4/2020	2/4/2020 9:00	393,238	85,230,751	57,576	40	NS	NS	1270	
2/6/2020	2/6/2020 9:15	115,516	85,346,267	57,459	40	NS	NS	1270	
2/14/2020	2/14/2020 10:42	463,982	85,810,249	57,563	40	NS	NS	1270	
2/20/2020	2/20/2020 13:06	351,208	86,161,457	57,575	40	NS	NS	1280	
2/21/2020	2/21/2020 15:30	63,570	86,225,027	57,791	40	NS	NS	1280	
2/24/2020	2/24/2020 12:43	165,970	86,390,997	57,548	40	NS	NS	1280	
2/26/2020	2/26/2020 13:00	115,444	86,506,441	57,383	40	NS	NS	1280	
2/27/2020	2/27/2020 11:50	55,069	86,561,510	57,883	40	NS	NS	1280	
3/2/2020	3/2/2020 9:48	174,427	86,735,937	44,550	31	1503	15.6	1280	The GETS was shut down for a period of time due to a power outage.
3/4/2020	3/4/2020 11:28	118,771	86,854,708	57,393	40	NS	NS	1280	
3/10/2020	3/10/2020 9:52	121,241	86,975,949	20,434	14	NS	NS	1290	The GETS was shut down for a period of time between 3/6/2020 and 3/10/2020 due to scheduled electrical work near the facility.
3/20/2020	3/20/2020 10:19	576,515	87,552,464	57,544	40	NS	NS	1290	
3/25/2020	3/25/2020 11:15	289,921	87,842,385	57,537	40	NS	NS	1300	
4/2/2020	4/2/2020 9:16	455,537	88,297,922	57,536	40	NS	NS	1300	
4/6/2020	4/6/2020 9:40	--	--	--	--	NS	NS	1300	Meter reading not recorded during site visit.
4/14/2020	4/14/2020 9:40	691,389	88,989,311	57,536	40	NS	NS	1310	
4/24/2020	4/24/2020 9:41	545,815	89,535,126	54,578	38	NS	NS	1320	The GETS was shut down for a period of time on 4/21/20 due to a low pressure alarm for the peroxide metering pump system.
5/11/2020	5/11/2020 8:55	976,111	90,511,237	57,526	40	NS	NS	1330	
5/18/2020	5/18/2020 11:51	409,661	90,920,898	57,519	40	NS	NS	1340	
5/27/2020	5/27/2020 14:09	523,118	91,444,016	57,512	40	NS	NS	1340	
6/5/2020	6/5/2020 7:17	407,217	91,851,233	46,732	32	NS	NS	1350	The GETS was shut down for a period of time between 6/2/20 and 6/4/20 due to a power outage and replacement of a high level sensor in the air stripper unit.
6/9/2020	6/9/2020 9:14	234,671	92,085,904	57,500	40	NS	NS	1350	GETS shut down for routine air stripper cleaning.
6/9/2020	6/9/2020 15:22	2,910	92,088,814	11,387	8	1412	12.2	1350	GETS restarted following air stripper cleaning.
6/17/2020	6/17/2020 8:18	443,105	92,531,919	57,505	40	NS	NS	1350	
6/24/2020	6/24/2020 8:22	402,617	92,934,536	57,494	40	NS	NS	1360	
7/1/2020	7/1/2020 11:32	410,016	93,344,552	57,490	40	NS	NS	1360	
7/8/2020	7/8/2020 7:38	392,994	93,737,546	57,476	40	NS	NS	1370	
7/10/2020	7/10/2020 9:57	120,514	93,858,060	57,483	40	NS	NS	1370	
7/17/2020	7/17/2020 12:44	409,031	94,267,091	57,481	40	NS	NS	1380	
7/24/2020	7/24/2020 13:38	404,571	94,671,662	57,488	40	NS	NS	1380	
7/29/2020	7/29/2020 10:21	279,505	94,951,167	57,474	40	NS	NS	1380	
8/7/2020	8/7/2020 7:14	509,965	95,461,132	57,492	40	NS	NS	1390	
8/11/2020	8/11/2020 14:58	248,459	95,709,591	57,484	40	NS	NS	1390	
8/14/2020	8/14/2020 13:18	162,903	95,872,494	55,588	39	NS	NS	1390	GETS shutdown due to a chemical fault with the peroxide pump, the pump was primed and the system was restarted.
8/26/2020	8/26/2020 7:57	402,532	96,275,026	34,179	24	NS	NS	1400	GETS shutdown multiple times between August 19 and August 25, 2020 due to a chemical fault with the peroxide pump, the pump was primed and the system was restarted as needed.
9/4/2020	9/4/2020 8:05	517,717	96,792,743	57,489	40	NS	NS	1400	

Table 1: Summary of Groundwater Extraction System Operation and Mass Removal - January - December 2020
Madison Kipp Corporation
201 Waubesa Street
Madison, Wisconsin

Date		Groundwater Discharged This Period (gal)	Cumulative Groundwater Discharged (gal)[1]	Average Discharge Flow Rate[2],[5] (gpd)	Average Discharge Flow Rate[2],[5],[6] (gpm)	Influent Sample Results[3] VOCs (µg/L)	Effluent Sample Results[3] VOCs (µg/L)	Cumulative VOCs Removed[1],[4] (pounds)	Comments
9/8/2020	9/8/2020 8:40	231,380	97,024,123	57,496	40	1307	11.5	1410	The GETS was shutdown for a period of time for maintenance and was restarted following.
9/10/2020	9/10/2020 7:00	102,197	97,126,320	52,937	37	NS	NS	1410	
9/18/2020	9/18/2020 15:05	479,358	97,605,678	57,499	40	NS	NS	1410	
9/25/2020	9/25/2020 9:24	374,790	97,980,468	55,416	38	NS	NS	1420	GETS shutdown on September 24, 2020 due to a chemical fault with the peroxide pump, the pump was primed and the system was restarted.
9/29/2020	9/29/2020 13:13	239,163	98,219,631	57,505	40	NS	NS	1420	
10/8/2020	10/8/2020 9:28	458,257	98,677,888	51,817	36	NS	NS	1430	GETS shutdown between October 6 and 7, 2020 due to a chemical fault with the peroxide pump, the pump was primed and the system was restarted.
10/13/2020	10/13/2020 13:39	297,555	98,975,443	57,506	40	NS	NS	1430	
10/15/2020	10/15/2020 14:26	116,922	99,092,365	57,522	40	NS	NS	1430	
10/30/2020	10/30/2020 14:18	807,623	99,899,988	53,861	37	NS	NS	1440	GETS shutdown between October 18 and 19, 2020 due to a chemical fault with the peroxide pump, the pump was primed and the system was restarted.
11/5/2020	11/5/2020 10:01	327,221	100,227,209	56,209	39	NS	NS	1440	GETS shutdown on November 2, 2020 due to a chemical fault with the peroxide pump, the pump was primed and the system was restarted.
11/17/2020	11/17/2020 8:08	685,713	100,912,922	57,519	40	NS	NS	1450	
11/24/2020	11/24/2020 9:49	406,724	101,319,646	57,527	40	NS	NS	1450	
12/3/2020	12/3/2020 10:28	519,320	101,838,966	57,529	40	NS	NS	1460	
12/9/2020	12/9/2020 8:59	341,659	102,180,625	57,536	40	NS	NS	1460	
12/10/2020	12/10/2020 9:51	59,598	102,240,223	57,521	40	1229	10.5	1460	GETS was shutdown for a period of time to replace a level indicating float in the mixing tank.
12/23/2020	12/23/2020 10:57	747,293	102,987,516	57,282	40	NS	NS	1470	
1/6/2021	1/6/2021 8:22	524,849	103,512,365	37,780	26	NS	NS	1480	GETS shutdown between December 29 and January 4, 2021 due to a chemical fault with the peroxide pump, the pump was primed and the system was restarted.

Notes:
-- = Field reading recorded is not consistent with previous collected data and not used for calculations or system issues did not allow a reading to be obtained.
VOCs = Volatile Organic Compounds
GETS - Groundwater Extraction and Treatment System

Updated By: B. Wachholz 1/11/2021
Checked By: A. Sobbe 1/14/2021
Updated By: A. Stehn 4/21/2021

Footnotes:
(1) The total gallons treated and VOCs removed by the GETS prior to 2020 are included in the 2019 Annual Report and reports referenced therein (TRC, April, 2020).
(2) The average discharge flow rate calculations noted take into account system down time and are based on volume of groundwater extracted and time elapsed between monitoring events.
(3) Analytical laboratory reports for sampling completed between January and December 2020 are included in Attachment 4 of the January to December 2020 Semi-annual Report (TRC, April 2021).
(4) Compliance sampling starting in 2019 is completed on a quarterly basis, prior to 2019 sampling was completed on a monthly basis. For weeks where samples were not collected the previously obtained sampling data was used for cumulative VOCs calculations.
(5) The extraction and transfer pumps for the GETS contain variable speed frequency drives that fluctuate based on liquid levels in the equalization and mixing tank along with the air stripper liquid level. At times the flow will fluctuate and readings collected over a few days time may reflect bias results for the overall system operation.
(6) The soil vapor extraction system was temporarily shutdown on October 25, 2018 for evaluation purposes. Based on the shutdown, the GETS operation flow rate was adjusted to 40 GPM.

Table 2: GETS WPDES Compliance Sample Results - January - December 2020
Madison-Kipp Corporation
201 Waubesa Street, Madison, Wisconsin

Parameter[3]	Permit Discharge Limits	Unit	Location Sample Date							
			Influent 3/2/2020	Effluent 3/2/2020	Influent 6/9/2020	Effluent 6/9/2020	Influent 9/8/2020	Effluent 9/8/2020	Influent 12/10/2020	Effluent 12/10/2020
Miscellaneous										
Total Suspended Solids	40	mg/L	--	--	1.0 J	<0.95	<0.95	<0.95	--	--
VOCs										
1,1,1-Trichloroethane	50	µg/L	<4.9	<0.24	<4.9	<0.24	<4.9	<0.24	<4.9	<0.24
1,1,2,2-Tetrachloroethane	50	µg/L	<5.5	<0.28	<5.5	<0.28	<5.5	<0.28	<5.5	<0.28
1,1,2-Trichloroethane	50	µg/L	<11.0	<0.55	<11.0	<0.55	<11.0	<0.55	<11.0	<0.55
1,1-Dichloroethene	50	µg/L	<4.9	<0.24	<4.9	<0.24	<4.9	<0.24	<4.9	<0.24
1,2-Dichloroethane	180	µg/L	<5.6	<0.28	<5.6	<0.28	<5.6	<0.28	<5.6	<0.28
Benzene	50	µg/L	<4.9	<0.25	<4.9	<0.25	<4.9	<0.25	<4.9	<0.25
Bromodichloromethane	120	µg/L	<7.3	<0.36	<7.3	<0.36	<7.3	<0.36	<7.3	<0.36
Bromoform	120	µg/L	<79.4	<4.0	<79.4	<4.0	<79.4	<4.0	<79.4	<4.0
Bromomethane	NE	µg/L	<19.4	<0.97	<19.4	<0.97	<19.4	<0.97	<19.4	<0.97
Carbon Tetrachloride	150	µg/L	<3.3	<0.17	<21.5	<1.1	<21.5	<1.1	<21.5	<1.1
cis-1,2-Dichloroethene	NE	µg/L	--	--	--	--	--	--	--	--
Chloromethane	NE	µg/L	<43.8	<2.2	<43.8	<2.2	<43.8	<2.2	<43.8	<2.2
Ethylbenzene	NE	µg/L	<4.4	<0.22	<6.4	<0.32	<6.4	<0.32	<6.4	<0.32
Tetrachloroethene	50	µg/L	1370	12.5	1280	10.2	1200	9.7	1130	9.0
Toluene	NE	µg/L	<3.4	<0.17	<5.4	<0.27	<5.4	<0.27	<5.4	<0.27
Total Xylenes	NE	µg/L	<30.0	<1.5	<30.0	<1.5	<30.0	<1.5	<30.0	<1.5
trans-1,2-Dichloroethene	NE	µg/L	--	--	--	--	--	--	--	--
Trichloroethene	50	µg/L	133	3.1	132	2.0	107	1.8	98.6	1.5
Vinyl Chloride	10	µg/L	<3.5	<0.17	<3.5	<0.17	<3.5	<0.17	<3.5	<0.17
Total BTEX[1]	750	µg/L	<30.0	<1.5	<30.0	<1.5	<30.0	<1.5	<30.0	<1.5
Total VOCs (includes BTEX)	NE	µg/L	1503	15.6	1412	12.2	1307	11.5	1229	10.5
PAHs										
Benzo(a)anthracene	NE	µg/L	<0.0069	<0.0071	<0.0073	<0.0069	<0.0068	<0.0069	<0.0077	<0.0071
Benzo(a)pyrene	0.1	µg/L	<0.0097	<0.0099	<0.010	<0.0097	<0.0095	<0.0096	<0.011	<0.0098
Benzo(b)fluoranthene	NE	µg/L	<0.0053	<0.0054	<0.0055	<0.0053	<0.0052	<0.0052	<0.0059	<0.0054
Benzo(g,h,i)perylene	NE	µg/L	<0.0062	<0.0064	<0.0065	<0.0062	<0.0061	<0.0062	<0.0069	<0.0063
Benzo(k)fluoranthene	NE	µg/L	<0.0069	<0.0071	<0.0073	<0.0069	<0.0068	<0.0069	<0.0077	<0.0071
Chrysene	NE	µg/L	<0.012	<0.012	<0.013	<0.012	<0.012	<0.012	<0.013	<0.012
Dibenzo(a,h)anthracene	NE	µg/L	<0.0092	<0.0095	<0.0096	<0.0092	<0.0090	<0.0091	<0.010	<0.0094
Fluoranthene	NE	µg/L	<0.0098	<0.010	<0.010	<0.0098	<0.0096	<0.0097	<0.011	<0.010
Indeno(1,2,3-cd)pyrene	NE	µg/L	<0.016	<0.017	<0.017	<0.016	<0.016	<0.016	<0.018	<0.016
Naphthalene	70	µg/L	<0.017	<0.017	<0.018	<0.017	<0.017	<0.017	<0.019	<0.017
Phenanthrene	NE	µg/L	<0.013	<0.013	<0.013	<0.013	<0.012	<0.013	<0.014	<0.013
Pyrene	NE	µg/L	<0.0070	<0.0072	<0.0074	<0.0070	<0.0069	<0.0070	<0.0078	<0.0071
PAHs Group of 10 Total[2]	0.1	µg/L	<0.016	<0.017	<0.017	<0.016	<0.016	<0.016	<0.018	<0.016

Notes:

< = Less than

µg/L = Micrograms per liter

mg/L = Milligrams per liter

J = Estimated value. Analyte detected at a level less than the reporting limit and greater than or equal to the detection limit.

NE = Not Established

-- = Not analyzed

PAHs = Polynuclear Aromatic Hydrocarbons

VOCs = Volatile Organic Compounds

TSS = Total Suspended Solids

Updated by: B. Wachholz 1/11/2021

Checked by: A. Sobbe 1/14/2021

Footnotes:

(1) Total BTEX is the sum of the benzene, toluene, ethylbenzene and xylene concentrations. If all compounds were below their corresponding laboratory detection limits, the highest detection limit of the BTEX compounds was noted.

(2) PAH group of 10 (Polynuclear Aromatic Hydrocarbons) include the sum of the following individual compounds: benzo(a)anthracene, benzo(b)fluoranthene, benzo(g,h,i)perylene, benzo(k)fluoranthene, chrysene, dibenzo(a,h)anthracene, fluoranthene, indeno(1,2,3-cd)pyrene, phenanthrene, and pyrene. If all compounds were below their corresponding laboratory detection limits, then the highest detection limit of the PAH group compounds was noted.

(3) Following WDNR approval, compliance monitoring parameters and frequency were adjusted in 2019. VOCs and PAHs are monitored on a quarterly basis and TSS is monitored on a periodic basis based on system cleaning.

Table 3: GETS Gas Analytical Data - June 2019 - December 2020
Madison-Kipp Corporation
201 Waubesa Street
Madison, Wisconsin

Sample Date	6/7/2019		12/9/2019		6/9/2020		12/10/2020	
Sample Location	**Influent**	**Effluent**	**Influent**	**Effluent**	**Influent[(1)]**	**Effluent**	**Influent**	**Effluent**
Vinyl Chloride	**16**	**9.7**	**10**	**11**	<9.6	**6.3**	<7.8	**5.8**
1,1-Dichloroethene	<6.6	<1.2	<2.2	<2.1	<9.6	<1.2	<7.8	<2.8
cis-1,2-Dichloroethene	**1500**	**420**	**890**	**530**	**830**	**240**	**840**	**530**
Benzene	<6.6	<1.2	<2.2	<2.1	<9.6	<1.2	<7.8	<2.8
Trichloroethene	**660**	**75**	**350**	**430**	**560**	**32**	**400**	**260**
Toluene	<6.6	**1.4**	**2.6**	<2.1	**18**	<1.2	<7.8	**4.0**
Tetrachloroethene	**1700**	**200**	**810**	**230**	**2800**	**200**	**2200**	**480**
Ethyl Benzene	<6.6	<1.2	<2.2	<2.1	<9.6	<1.2	<7.8	<2.8
m,p-Xylene	<6.6	<1.2	**2.3**	<2.1	<9.6	<1.2	<7.8	**6.4**
o-Xylene	<6.6	<1.2	<2.2	<2.1	<9.6	<1.2	<7.8	<2.8
1,3,5-Trimethylbenzene	<6.6	<1.2	<2.2	<2.1	<9.6	<1.2	<7.8	<2.8
1,2,4-Trimethylbenzene	<6.6	<1.2	<2.2	<2.1	<9.6	<1.2	<7.8	<2.8

Notes:

Updated by: B. Wachholz 1/8/2021

Checked by: L. Auner, 1/14/2021

All concentrations in this table are reported in ppbv unless otherwise noted.

All samples were analyzed using Method TO-15 and the analytes shown in the table are from the VOC analyte list. Only analytes that were detected in at least one sample are shown in the table. A complete list of constituents analyzed are included in the laboratory analytical reports.

< = Constituent not detected above noted laboratory method detection limit.

The SVE system was shut down in October 2018 for evaluation purposes. Results summarized between November 2018 and December 2020 are representative of the GETS gas concentrations only.

Bold = Constituent detected above laboratory detection limit.

SVE = Soil vapor extraction

GETS = Groundwater extraction and treatment system

ppbv = parts per billon by volume

VOCs = Volatile Organic Compounds

Footnotes:

(1) Chloromethane was detected in the influent sample from the June 2020 sampling event. The reported detection may be due to lab contamination and will be further assessed during future sampling events.

Table 4: Estimate of GAC Effluent Emissions - Total Volatile Organic Compounds
Madison-Kipp Corporation
201 Waubesa Street
Madison, Wisconsin

Date[3]	Total VOC Concentration[1][2] µg/m^3	System Flow Rate[4] CFM	Emission Rate[5] lb/hr
1/18/2016	3500	389.4	5.2E-03
2/8/2016	3300	362.2	4.5E-03
3/7/2016	3100	364.1	4.2E-03
4/6/2016	3700	363.8	5.0E-03
5/4/2016	3300	361.0	4.5E-03
6/7/2016	3500	354.9	4.7E-03
7/20/2016	9900	359.6	1.3E-02
8/8/2016	6400	354.1	8.5E-03
9/9/2016	7100	346.9	9.2E-03
10/10/2016	3500	361.1	4.7E-03
11/7/2016	4900	357.8	6.5E-03
12/7/2016	4600	366.9	6.3E-03
1/17/2017	6000	376.7	8.4E-03
2/8/2017	5800	375.3	8.2E-03
3/7/2017	5400	355.8	7.2E-03
4/6/2017	5400	352.6	7.1E-03
5/5/2017	5800	353.8	7.7E-03
6/7/2017	3900	358.1	5.3E-03
7/11/2017	7700	346.0	9.9E-03
8/7/2017	8100	355.8	1.1E-02
9/14/2017	12200	368.0	1.7E-02
10/5/2017	10300	367.5	1.4E-02
11/30/2017	5000	375.2	7.1E-03
12/8/2017	10600	384.0	1.5E-02
1/8/2018	17400	390.1	2.5E-02
2/6/2018	4600	395.0	6.8E-03
3/8/2018	2900	381.9	4.1E-03
4/3/2018	7000	367.9	9.6E-03
5/8/2018	11700	349.6	1.5E-02
6/6/2018	5500	347.8	7.2E-03
7/9/2018	8300	345.2	1.1E-02
8/20/2018	6400	352.2	8.5E-03
9/4/2018	17200	336.8	2.2E-02
10/8/2018	9700	355.9	1.3E-02
11/5/2018	3300	194.6	2.4E-03
12/10/2018	15200	230.1	1.3E-02
6/7/2019	3700	188.5	2.6E-03
12/9/2019	6400	183.9	4.4E-03
6/9/2020	2700	181.2	1.8E-03
12/10/2020	7200	189.0	5.1E-03
		Average Emission Rate[6] =	**8.7E-03**
		NR 406 Emission Threshold =	**5.7**

Notes:

Updated by: B. Wachholz 1/11/2021
Checked by: L. Auner, 1/14/2021

VOCs = volatile organic compounds
SVE = soil vapor extraction
GETS = groundwater extraction and treatment system.
CFM = cubic feet per minute
µg/m^3 = micrograms per cubic meters
lb/hr = pounds per hour

Footnotes:

(1) The total VOC concentration noted between January 2016 and October 2018, represents results from the effluent sample collected post treatment of the SVE and GETS operations. In October 2018, the SVE system was shutdown for evaluation and the total VOC concentration reported following is representative of the effluent results from only the GETS operation. Samples were analyzed using EPA Method TO-15.

(2) Total VOC concentrations noted were calculated based on analytes reported above and below the method reporting limit. For detected analytes, the reported concentrations were used. For all other analytes detected below the method reporting limit, half of the reporting limit was used.

(3) The sampling frequency was adjusted in 2019 from monthly to semi-annually.

(4) Between July 2015 and October 2018 the system flow rate represented the combined air flow rate from both the GETS and SVE system and was measured using flow meter FIT-201 which measures total flow from the activated carbon system. The SVE was shutdown for evaluation in October 2018 and remained off through December 2020.

(5) Emission rates were calculated based on the product of the total VOC concentration and the system flow rate at the time of monitoring.

(6) Average Emission Rate is an average based on samples collected between January 2016 and December 2020.

Table 5: Adjusted Groundwater Monitoring Plan - 2020**
Madison-Kipp Corporation
201 Waubesa Street
Madison, Wisconsin

Well/ Point ID	Bedrock Unit	Screened Interval (ft bgs)	October Gauging	July PCB Sampling	October VOC Sampling	October PCB Sampling	Pump Type
GWE-1*	Lone Rock/ Wonewoc	55-175	x		x		NA
MW-1	Unconsolidated	14-24	x		x		Peristaltic
MW-2S	Unconsolidated	19-29	x				NA
MW-2D	Upper Lone Rock	39-44	x		x		Peristaltic
MW-3S	Unconsolidated	19-29	x		x		Peristaltic
MW-3D	Upper Lone Rock	48-53	x	x	x	x	Peristaltic
MW-3D2	Lower Lone Rock	76-81	x		x		Peristaltic
MW-3D3	Lower Wonewoc	214-224	x		x		GeoSub
MW-4S	Unconsolidated/ Upper Lone Rock	35-50	x	x		x	NA
MW-4D	Upper Lone Rock	65-70	x	x		x	NA
MW-4D2	Lower Lone Rock	91-96	x		x		Bladder
MW-5S	Upper Lone Rock	34-44	x	x	x	x	Peristaltic
MW-5D	Lower Lone Rock	75-80	x		x		Peristaltic
MW-5D2	Lower Wonewoc	166-171	x		x		Bladder
MW-5D3	Lower Wonewoc	225-235	x		x		GeoSub
MW-6S	Unconsolidated/ Upper Lone Rock	32-42	x	x	x	x	Bladder
MW-6D	Upper Lone Rock	66-71	x		x		Bladder
MW-7	Unconsolidated	25-35	x				NA
MW-8	Unconsolidated	24-34	x				NA
MW-9D	Upper Lone Rock	44-49	x		x		Peristaltic
MW-9D2	Lower Lone Rock	64-69	x		x		Peristaltic
MW-10S	Unconsolidated	11-21	x				NA
MW-11S	Unconsolidated	24-34	x	x		x	NA
MW-12S	Unconsolidated	3-13	x				NA
MW-17	Lower Wonewoc	160-170	x		x		Bladder
MW-18S	Unconsolidated	20-30	x				NA
MW-21D2	Upper/Lower Wonewoc	110-170	Well abandoned on October 24, 2018				
MW-22S	Unconsolidated	25-35	Well Abandoned on January 16, 2018				
MW-22D	Upper Lone Rock	45-50	Well Abandoned on January 16, 2018				
MW-23S	Unconsolidated	25-35	Well Abandoned on January 16, 2018				
MW-23D	Upper Lone Rock	45-50	Well Abandoned on January 16, 2018				
MW-24	Upper Lone Rock	30-40	x	x		x	NA
MW-25D	Upper Wonewoc	120-130	x		x		Bladder
MW-25D2	Upper Wonewoc	160-170	x		x		Bladder
MW-26S	Unconsolidated	6.8-16.8	x				NA
MW-27D	Upper Wonewoc	130-140	x		x		Bladder
MW-27D2	Lower Wonewoc	170-180	x		x		Bladder
MW-28	Unconsolidated	28-38	x	x	x	x	Peristaltic
MW-29S	Unconsolidated	24-34	x	x		x	Peristaltic
MW-29D	Upper Lone Rock	45-50	x	x		x	Bladder
MP-13 Port 1	Lower Wonewoc	163-167	x		x		Westbay
MP-13 Port 2	Upper Wonewoc	135-139	x		x		Westbay
MP-13 Port 3	Upper Wonewoc	121-125	x		x		Westbay
MP-13 Port 4	Upper Wonewoc	102-106	x		x		Westbay
MP-13 Port 5	Lower Lone Rock	81-85	x		x		Westbay
MP-13 Port 6	Lower Lone Rock	67-71	x		x		Westbay
MP-13 Port 7	Upper Lone Rock	44-48	x		x		Westbay
MP-14 Port 1	Lower Wonewoc	170-178	x		x		Westbay
MP-14 Port 2	Upper Wonewoc	135-140	x		x		Westbay
MP-14 Port 3	Upper Wonewoc	100-105	x		x		Westbay
MP-14 Port 4	Lower Lone Rock	70-75	x				NA

Table 5: Adjusted Groundwater Monitoring Plan - 2020**
Madison-Kipp Corporation
201 Waubesa Street
Madison, Wisconsin

Well/ Point ID	Bedrock Unit	Screened Interval (ft bgs)	October Gauging	July PCB Sampling	October VOC Sampling	October PCB Sampling	Pump Type
MP-15 Port 1	Lower Wonewoc	177-187	x		x		Westbay
MP-15 Port 2	Lower Wonewoc	142-146	x		x		Westbay
MP-15 Port 3	Upper Wonewoc	120-125	x		x		Westbay
MP-15 Port 4	Upper Wonewoc	100-105	x		x		Westbay
MP-15 Port 5	Upper Wonewoc	88-92	x		x		Westbay
MP-16 Port 1	Lower Wonewoc	175-179	x		x		Westbay
MP-16 Port 2	Upper Wonewoc	140-144	x		x		Westbay
MP-16 Port 3	Upper Wonewoc	106-116	x		x		Westbay
MP-16 Port 4	Lower Lone Rock	80-84	x				NA
Total Sample Points:			**55**	**10**	**40**	**10**	

Notes:

* = The GWE-1 influent sample results from quarterly performance monitoring will be used.

** = The 2020 site groundwater monitoring was modified due to the Wisconsin Department of Health Services Safer at Home order. The April VOC sampling event was not completed and PCB sampling was completed in July 2020 instead of April 2020.

Table 6: Summary of Groundwater Elevations - October 12, 2020
Madison Kipp Corporation
201 Waubesa Street
Madison, Wisconsin

Well/Boring	Lithology	Screen Interval (feet bls)	Ground Elevation (feet amsl)	Top of Casing Elevation (feet amsl)	Date	Depth to Water (feet btoc)	Groundwater Elevation (feet amsl)
MW-01	Unconsolidated	14-24	861.71	861.08	10/12/2020	12.11	848.97
MW-02D	Upper Lone Rock	39-44	866.50	868.74	10/12/2020	20.57	848.17
MW-02S	Unconsolidated	19-29	866.34	868.94	10/12/2020	20.21	848.73
MW-03D	Upper Lone Rock	48-53	867.68	867.25	10/12/2020	20.43	846.82
MW-03D2	Lower Lone Rock	76-81	867.58	867.39	10/12/2020	21.78	845.61
MW-03D3	Lower Wonewoc/Upper Eau Claire	214-224	867.61	867.35	10/12/2020	22.56	844.79
MW-03S	Unconsolidated	19-29	867.87	867.41	10/12/2020	18.73	848.68
MW-04D	Upper Lone Rock	65-70	881.18	880.38	10/12/2020	31.72	848.66
MW-04D2	Lower Lone Rock	91-96	880.36	880.20	10/12/2020	31.84	848.36
MW-04S	Unconsolidated/Upper Lone Rock	35-50	880.81	880.31	10/12/2020	29.45	850.86
MW-05D	Lower Lone Rock	75-80	872.58	872.10	10/12/2020	24.69	847.41
MW-05D2	Lower Wonewoc	165.8-170.8	872.59	872.20	10/12/2020	27.24	844.96
MW-05D3	Lower Wonewoc/Upper Eau Claire	225-235	872.34	871.89	10/12/2020	26.79	845.10
MW-05S	Upper Lone Rock	34-44	872.56	872.14	10/12/2020	24.21	847.93
MW-06D	Upper Lone Rock	65.5-70.5	877.11	876.69	10/12/2020	28.45	848.24
MW-06S	Unconsolidated/Upper Lone Rock	31.4-41.4	877.20	876.69	10/12/2020	27.63	849.06
MW-07	Unconsolidated	25-35	870.91	870.42	10/12/2020	22.01	848.41
MW-08	Unconsolidated	24-34	867.69	866.78	10/12/2020	18.54	848.24
MW-09D	Upper Lone Rock	44-49	855.80	855.47	10/12/2020	8.72	846.75
MW-09D2	Lower Lone Rock	64-69	855.89	855.48	10/12/2020	8.83	846.65
MW-10S	Unconsolidated	11-21	864.88	864.42	10/12/2020	2.49	861.93
MW-11S	Unconsolidated	24-34	874.10	873.47	10/12/2020	24.99	848.48
MW-12S	Unconsolidated	3-13	859.78	859.41	10/12/2020	9.71	849.70
MW-17	Lower Wonewoc	160-170	877.26	876.65	10/12/2020	31.51	845.14
MW-18S	Unconsolidated	20-30	867.89	867.24	10/12/2020	18.63	848.61
MW-19D	Lower Lone Rock	60-90	867.44	866.75	10/12/2020	21.13	845.62
MW-19D2	Upper Wonewoc	110-140	867.44	866.71	10/12/2020	22.43	844.28
MW-20D	Lower Lone Rock	60-90	867.36	866.96	10/12/2020	20.61	846.35
MW-20D2	Upper Wonewoc	110-140	867.36	867.04	10/12/2020	20.94	846.10
MW-21D	Lower Lone Rock	60-90	867.77	867.49	10/12/2020	21.12	846.37
MW-24	Upper Lone Rock	30-40	876.66	876.41	10/12/2020	27.19	849.22
MW-25D	Upper Wonewoc	120-130	886.97	886.69	10/12/2020	40.00	846.69
MW-25D2	Upper Wonewoc	160-170	886.97	886.68	10/12/2020	41.26	845.42
MW-26S	Unconsolidated	6.85-16.85	857.51	856.61	10/12/2020	7.94	848.67
MW-27D	Upper Wonewoc	130-140	862.96	862.65	10/12/2020	16.54	846.11
MW-27D2	Lower Wonewoc	170-180	862.96	862.59	10/12/2020	16.53	846.06

Table 6: Summary of Groundwater Elevations - October 12, 2020
Madison Kipp Corporation
201 Waubesa Street
Madison, Wisconsin

Well/Boring	Lithology	Screen Interval (feet bls)	Ground Elevation (feet amsl)	Top of Casing Elevation (feet amsl)	Date	Depth to Water (feet btoc)	Groundwater Elevation (feet amsl)
MW-28	Unconsolidated	28-38	874.30	874.05	10/12/2020	25.66	848.39
MW-29D	Upper Lone Rock	45-50	875.86	877.61	10/12/2020	28.94	848.67
MW-29S	Unconsolidated	24-34	875.97	877.80	10/12/2020	26.58	851.22
MP-13	Upper Lone Rock	44-48	864.49	863.99	10/12/2020	16.90	847.09
MP-13	Lower Lone Rock	67-71	864.49	863.99	10/12/2020	18.58	845.41
MP-13	Lower Lone Rock	81-85	864.49	863.99	10/12/2020	19.08	844.91
MP-13	Upper Wonewoc	102-106	864.49	863.99	10/12/2020	19.37	844.62
MP-13	Upper Wonewoc	121-125	864.49	863.99	10/12/2020	19.43	844.56
MP-13	Upper Wonewoc	135-139	864.49	863.99	10/12/2020	19.50	844.49
MP-13	Lower Wonewoc	163-167	864.49	863.99	10/12/2020	19.31	844.68
MP-14	Lower Lone Rock	70-75	866.88	867.28	10/12/2020	18.18	849.10
MP-14	Upper Wonewoc	100-105	866.88	867.28	10/12/2020	20.63	846.65
MP-14	Upper Wonewoc	135-140	866.88	867.28	10/12/2020	21.08	846.20
MP-14	Lower Wonewoc	170-178	866.88	867.28	10/12/2020	21.33	845.95
MP-15	Upper Wonewoc	88-92	855.98	855.50	10/12/2020	9.36	846.14
MP-15	Upper Wonewoc	100-105	855.98	855.50	10/12/2020	9.31	846.19
MP-15	Upper Wonewoc	120-125	855.98	855.50	10/12/2020	9.31	846.19
MP-15	Lower Wonewoc	142-146	855.98	855.50	10/12/2020	9.43	846.07
MP-15	Lower Wonewoc	177-187	855.98	855.50	10/12/2020	9.53	845.97
MP-16	Lower Lone Rock	80-84	870.68	870.17	10/12/2020	22.70	847.47
MP-16	Upper Wonewoc	106-116	870.68	870.17	10/12/2020	24.55	845.62
MP-16	Upper Wonewoc	140-144	870.68	870.17	10/12/2020	24.73	845.44
MP-16	Lower Wonewoc	175-179	870.68	870.17	10/12/2020	25.04	845.13

Created By: A. Enright 12/11/2020
Checked By: A. Sobbe 12/14/2020

Table 7: Groundwater Analytical Results Summary
Madison-Kipp Corporation
Madison, Wisconsin

WELL ID			MW-1	MW-1[3]	MW-2D	MW-3S	MW-3D	MW-3D	MW-3D[3]	MW-3D2	MW-3D3	MW-4S	MW-4S	MW-4D	MW-4D[3]	MW-4D	MW-4D2	MW-5S	MW-5S	MW-5S[3]	MW-5D	MW-5D2
SCREEN INTERVAL (feet bgs)	PREVENTIVE	ENFORCEMENT	14 - 24 ft	14 - 24 ft	39 - 44 ft	19 - 29 ft	48 - 53 ft	48 - 53 ft	48 - 53 ft	76 - 81 ft	214 - 224 ft	35 - 50 ft	35 - 50 ft	65 - 70 ft	65 - 70 ft	65 - 70 ft	91 - 96 ft	34 - 44 ft	34 - 44 ft	34 - 44 ft	75 - 80 ft	165.8 - 170.8 ft
SAMPLE DATE	ACTION LIMIT	STANDARD	10/20/2020	10/20/2020	10/20/2020	10/16/2020	7/17/2020	10/19/2020	10/19/2020	10/16/2020	10/16/2020	7/20/2020	10/14/2020	7/20/2020	7/20/2020	10/14/2020	10/14/2020	7/17/2020	10/16/2020	10/16/2020	10/16/2020	10/16/2020
VOCs																						
1,1,1,2-Tetrachloroethane	7	70	< 0.27	< 0.27	< 0.27	< 0.27	NA	< 2.7	< 0.27	< 0.27	< 0.27	NA	NA	NA	NA	NA	< 0.27	NA	< 0.27	< 0.27	< 0.27	1.2
1,1,1-Trichloroethane	40	200	< 0.24	< 0.24	< 0.24	< 0.24	NA	< 2.4	< 0.24	< 0.24	< 0.24	NA	NA	NA	NA	NA	< 0.24	NA	< 0.24	< 0.24	< 0.24	< 0.24
1,1,2-Trichloroethane	0.5	5	< 0.55	< 0.55	< 0.55	< 0.55	NA	< 5.5	< 0.55	< 0.55	< 0.55	NA	NA	NA	NA	NA	< 0.55	NA	< 0.55	< 0.55	< 0.55	< 0.55
1,1-Dichloroethene	0.7	7	< 0.24	< 0.24	< 0.24	< 0.24	NA	< 2.4	< 0.24	< 0.24	< 0.24	NA	NA	NA	NA	NA	< 0.24	NA	< 0.24	< 0.24	< 0.24	< 0.24
1,2,4-Trimethylbenzene	96	480	< 0.84	< 0.84	< 0.84	< 0.84	NA	< 8.4	< 0.84	< 0.84	< 0.84	NA	NA	NA	NA	NA	< 0.84	NA	< 0.84	< 0.84	< 0.84	< 0.84
1,2-Dibromoethane	0.005	0.05	< 0.83	< 0.83	< 0.83	< 0.83	NA	< 8.3	< 0.83	< 0.83	< 0.83	NA	NA	NA	NA	NA	< 0.83	NA	< 0.83	< 0.83	< 0.83	< 0.83
1,2-Dichlorobenzene	60	600	< 0.71	< 0.71	< 0.71	< 0.71	NA	< 7.1	< 0.71	< 0.71	< 0.71	NA	NA	NA	NA	NA	< 0.71	NA	< 0.71	< 0.71	< 0.71	< 0.71
1,2-Dichloroethane	0.5	5	< 0.28	< 0.28	< 0.28	< 0.28	NA	< 2.8	< 0.28	< 0.28	< 0.28	NA	NA	NA	NA	NA	< 0.28	NA	< 0.28	< 0.28	< 0.28	< 0.28
1,2-Dichloropropane	0.5	5	< 0.28	< 0.28	< 0.28	< 0.28	NA	< 2.8	< 0.28	< 0.28	< 0.28	NA	NA	NA	NA	NA	< 0.28	NA	< 0.28	< 0.28	< 0.28	< 0.28
1,2,3-Trichlorobenzene	NE	NE	< 2.2	< 2.2	< 2.2	< 2.2	NA	< 22.1	< 2.2	< 2.2	< 2.2	NA	NA	NA	NA	NA	< 2.2	NA	< 2.2	< 2.2	< 2.2	< 2.2
1,2,4-Trichlorobenzene	14	70	< 0.95	< 0.95	< 0.95	< 0.95	NA	< 9.5	< 0.95	< 0.95	< 0.95	NA	NA	NA	NA	NA	< 0.95	NA	< 0.95	< 0.95	< 0.95	< 0.95
1,3,5-Trimethylbenzene	96	480	< 0.87	< 0.87	< 0.87	< 0.87	NA	< 8.7	< 0.87	< 0.87	< 0.87	NA	NA	NA	NA	NA	< 0.87	NA	< 0.87	< 0.87	< 0.87	< 0.87
2-Butanone	800	4000	< 2.9	< 2.9	< 2.9	< 2.9	NA	< 29.4	< 2.9	< 2.9	< 2.9	NA	NA	NA	NA	NA	< 2.9	NA	< 2.9	< 2.9	< 2.9	< 2.9
2-Hexanone	NE	NE	< 5.2	< 5.2	< 5.2	< 5.2	NA	< 52.1	< 5.2	< 5.2	< 5.2	NA	NA	NA	NA	NA	< 5.2	NA	< 5.2	< 5.2	< 5.2	< 5.2
4-Methyl-2-pentanone	50	500	< 4.6	< 4.6	< 4.6	< 4.6	NA	< 46.4	< 4.6	< 4.6	< 4.6	NA	NA	NA	NA	NA	< 4.6	NA	< 4.6	< 4.6	< 4.6	< 4.6
Acetone	1800	9000	< 2.7	< 2.7	< 2.7	< 2.7	NA	< 27.4	< 2.7	< 2.7	< 2.7	NA	NA	NA	NA	NA	< 2.7	NA	< 2.7	< 2.7	< 2.7	< 2.7
Benzene	0.5	5	< 0.25	< 0.25	< 0.25	< 0.25	NA	< 2.5	< 0.25	< 0.25	< 0.25	NA	NA	NA	NA	NA	< 0.25	NA	< 0.25	< 0.25	< 0.25	< 0.25
Bromodichloromethane	0.06	0.6	< 0.36	< 0.36	< 0.36	< 0.36	NA	< 3.6	< 0.36	< 0.36	< 0.36	NA	NA	NA	NA	NA	< 0.36	NA	< 0.36	< 0.36	< 0.36	< 0.36
Bromoform	0.44	4.4	< 4.0	< 4.0	< 4.0	< 4.0	NA	< 39.7	< 4.0	< 4.0	< 4.0	NA	NA	NA	NA	NA	< 4.0	NA	< 4.0	< 4.0	< 4.0	< 4.0
Bromomethane	1	10	< 0.97	< 0.97	< 0.97	< 0.97	NA	< 9.7	< 0.97	< 0.97	< 0.97	NA	NA	NA	NA	NA	< 0.97	NA	< 0.97	< 0.97	< 0.97	< 0.97
Carbon disulfide	200	1000	< 0.45	< 0.45	< 0.45	< 0.45	NA	< 4.5	< 0.45	< 0.45	< 0.45	NA	NA	NA	NA	NA	< 0.45	NA	< 0.45	< 0.45	< 0.45	< 0.45
Carbon tetrachloride	0.5	5	< 1.1	< 1.1	< 1.1	< 1.1	NA	< 10.8	< 1.1	< 1.1	< 1.1	NA	NA	NA	NA	NA	< 1.1	NA	< 1.1	< 1.1	< 1.1	< 1.1
Chloroform	0.6	6	< 1.3	< 1.3	< 1.3	< 1.3	NA	< 12.7	< 1.3	< 1.3	< 1.3	NA	NA	NA	NA	NA	< 1.3	NA	< 1.3	< 1.3	< 1.3	< 1.3
Chloromethane	3	30	< 2.2	< 2.2	< 2.2	< 2.2	NA	< 21.9	< 2.2	< 2.2	< 2.2	NA	NA	NA	NA	NA	< 2.2	NA	< 2.2	< 2.2	< 2.2	< 2.2
cis-1,2-Dichloroethene	7	70	***8.7***	***8.3***	< 0.27	6.8	NA	***51***	***55***	***16.3***	< 0.27	NA	NA	NA	NA	NA	< 0.27	NA	< 0.27	< 0.27	***11.5***	***12.8***
Dichlorodifluoromethane	200	1000	< 0.50	< 0.50	< 0.50	< 0.50	NA	< 5.0	< 0.50	1.8 J	< 0.50	NA	NA	NA	NA	NA	< 0.50	NA	< 0.50	< 0.50	< 0.50	< 0.50
Ethylbenzene	140	700	< 0.32	< 0.32	< 0.32	< 0.32	NA	< 3.2	< 0.32	< 0.32	< 0.32	NA	NA	NA	NA	NA	< 0.32	NA	< 0.32	< 0.32	< 0.32	< 0.32
Isopropylbenzene	NE	NE	< 1.7	< 1.7	< 1.7	< 1.7	NA	< 16.9	< 1.7	< 1.7	< 1.7	NA	NA	NA	NA	NA	< 1.7	NA	< 1.7	< 1.7	< 1.7	< 1.7
m,p-Xylene	400	2000	< 0.47	< 0.47	< 0.47	< 0.47	NA	< 4.7	< 0.47	< 0.47	< 0.47	NA	NA	NA	NA	NA	< 0.47	NA	< 0.47	< 0.47	< 0.47	< 0.47
Methyl tert-butyl ether	12	60	< 1.2	< 1.2	< 1.2	< 1.2	NA	< 12.5	< 1.2	< 1.2	< 1.2	NA	NA	NA	NA	NA	< 1.2	NA	< 1.2	< 1.2	< 1.2	< 1.2
Methylene chloride	0.5	5	< 0.58	< 0.58	< 0.58	< 0.58	NA	< 5.8	< 0.58	< 0.58	< 0.58	NA	NA	NA	NA	NA	< 0.58	NA	< 0.58	< 0.58	< 0.58	< 0.58
Naphthalene	10	100	< 1.2	< 1.2	< 1.2	< 1.2	NA	< 11.8	< 1.2	< 1.2	< 1.2	NA	NA	NA	NA	NA	< 1.2	NA	< 1.2	< 1.2	< 1.2	< 1.2
n-Butylbenzene	NE	NE	< 0.71	< 0.71	< 0.71	< 0.71	NA	< 7.1	< 0.71	< 0.71	< 0.71	NA	NA	NA	NA	NA	< 0.71	NA	< 0.71	< 0.71	< 0.71	< 0.71
n-Hexane	120	600	< 1.7	< 1.7	< 1.7	< 1.7	NA	< 17.1	< 1.7	< 1.7	< 1.7	NA	NA	NA	NA	NA	< 1.7	NA	< 1.7	< 1.7	< 1.7	< 1.7
n-Propylbenzene	NE	NE	< 0.81	< 0.81	< 0.81	< 0.81	NA	< 8.1	< 0.81	< 0.81	< 0.81	NA	NA	NA	NA	NA	< 0.81	NA	< 0.81	< 0.81	< 0.81	< 0.81
o-Xylene	400	2000	< 0.26	< 0.26	< 0.26	< 0.26	NA	< 2.6	< 0.26	< 0.26	< 0.26	NA	NA	NA	NA	NA	< 0.26	NA	< 0.26	< 0.26	< 0.26	< 0.26
p-Isopropyltoluene	NE	NE	< 0.80	< 0.80	< 0.80	< 0.80	NA	< 8.0	< 0.80	< 0.80	< 0.80	NA	NA	NA	NA	NA	< 0.80	NA	< 0.80	< 0.80	< 0.80	< 0.80
sec-Butylbenzene	NE	NE	< 0.85	< 0.85	< 0.85	< 0.85	NA	< 8.5	< 0.85	< 0.85	< 0.85	NA	NA	NA	NA	NA	< 0.85	NA	< 0.85	< 0.85	< 0.85	< 0.85
Styrene	10	100	< 3.0	< 3.0	< 3.0	< 3.0	NA	< 30.1	< 3.0	< 3.0	< 3.0	NA	NA	NA	NA	NA	< 3.0	NA	< 3.0	< 3.0	< 3.0	< 3.0
tert-Butylbenzene	NE	NE	< 0.30	< 0.30	< 0.30	< 0.30	NA	< 3.0	< 0.30	< 0.30	< 0.30	NA	NA	NA	NA	NA	< 0.30	NA	< 0.30	< 0.30	< 0.30	< 0.30
Tetrachloroethene	0.5	5	***6.2***	***7.9***	***6.3***	***355***	NA	***795***	***769***	***278***	< 0.33 U	NA	NA	NA	NA	NA	< 0.33	NA	***39.6***	***45.9***	***360***	***4000***
Toluene	160	800	< 0.27	< 0.27	< 0.27	< 0.27	NA	< 2.7	< 0.27	< 0.27	< 0.27	NA	NA	NA	NA	NA	< 0.27	NA	< 0.27	< 0.27	< 0.27	< 0.27
trans-1,2-Dichloroethene	20	100	< 0.46	< 0.46	< 0.46	0.85 J	NA	< 4.6	0.75 J	< 0.46	< 0.46	NA	NA	NA	NA	NA	< 0.46	NA	< 0.46	< 0.46	< 0.46	0.53 J
Trichloroethene	0.5	5	***4.7***	***4.7***	< 0.26	***28.2***	NA	***61.2***	***67.4***	***11.4***	< 0.26	NA	NA	NA	NA	NA	< 0.26	NA	< 0.26	< 0.26	***9.5***	***27.9***
Trichlorofluoromethane	698	3490	< 0.21	< 0.21	< 0.21	< 0.21	NA	< 2.1	< 0.21	< 0.21	< 0.21	NA	NA	NA	NA	NA	< 0.21	NA	< 0.21	< 0.21	< 0.21	< 0.21
Vinyl chloride	0.02	0.2	< 0.17	< 0.17	< 0.17	< 0.17	NA	< 1.7	< 0.17	< 0.17	< 0.17	NA	NA	NA	NA	NA	< 0.17	NA	< 0.17	< 0.17	< 0.17	< 0.17
Xylenes, Total	400	2000	< 1.5	< 1.5	< 1.5	< 1.5	NA	< 15.0	< 1.5	< 1.5	< 1.5	NA	NA	NA	NA	NA	< 1.5	NA	< 1.5	< 1.5	< 1.5	< 1.5
Total PCBs																						
Aroclor-1016	0.003	0.03	NA	NA	NA	NA	< 0.0072 J-	< 0.0072	NA	NA	NA	< 0.0072 J-	< 0.0072	< 0.0072 J-	< 0.0072 J-	< 0.0072	NA	< 0.0072 J-	< 0.0072	< 0.0072	NA	NA
Aroclor-1232	0.003	0.03	NA	NA	NA	NA	< 0.0042 J-	< 0.0042	NA	NA	NA	< 0.0042 J-	< 0.0042	< 0.0042 J-	< 0.0042 J-	< 0.0042	NA	< 0.0042 J-	< 0.0042	< 0.0042	NA	NA
Aroclor-1242	0.003	0.03	NA	NA	NA	NA	< 0.013 J-	< 0.013	NA	NA	NA	< 0.013 J-	< 0.013	< 0.013 J-	< 0.013 J-	< 0.013	NA	< 0.013 J-	< 0.013	< 0.013	NA	NA
Aroclor-1248	0.003	0.03	NA	NA	NA	NA	< 0.011 J-	< 0.011	NA	NA	NA	< 0.011 J-	< 0.011	< 0.011 J-	< 0.011 J-	< 0.011	NA	< 0.011 J-	< 0.011	< 0.011	NA	NA
Total Detected PCBs	0.003	0.03	NA	NA	NA	NA	ND	ND	NA	NA	NA	ND	ND	ND	ND	ND	NA	ND	ND	ND	NA	NA
Dissolved PCBs																						
Aroclor-1016	0.003	0.03	NA	NA	NA	NA	NA	NA	NA	NA	NA	NA	NA	NA	NA	NA	NA	NA	NA	NA	NA	NA
Aroclor-1232	0.003	0.03	NA	NA	NA	NA	NA	NA	NA	NA	NA	NA	NA	NA	NA	NA	NA	NA	NA	NA	NA	NA
Aroclor-1242	0.003	0.03	NA	NA	NA	NA	NA	NA	NA	NA	NA	NA	NA	NA	NA	NA	NA	NA	NA	NA	NA	NA
Aroclor-1248	0.003	0.03	NA	NA	NA	NA	NA	NA	NA	NA	NA	NA	NA	NA	NA	NA	NA	NA	NA	NA	NA	NA
Total Detected PCBs	0.003	0.03	NA	NA	NA	NA	NA	NA	NA	NA	NA	NA	NA	NA	NA	NA	NA	NA	NA	NA	NA	NA
Solids																						
Total Dissolved Solids (mg/L)	NE	NE	NA	NA	NA	NA	760	656	NA	NA	NA	1990	2150	1260	1180	1190	NA	1170	1070	1130	NA	NA
Total Suspended Solids (TSS) (mg/L)	NE	NE	NA	NA	NA	NA	3.0	6.0	NA	NA	NA	1.0 J	2.0	2.2	1.8 J	1.2 J	NA	1.0 J	< 0.95	< 0.95	NA	NA

Notes on Page 4.

Table 7: Groundwater Analytical Results Summary
Madison-Kipp Corporation
Madison, Wisconsin

WELL ID			MW-5D3	MW-6S	MW-6S	MW-6D	MW-6D[3]	MW-9D	MW-9D2	MW-11S	MW-11S	MP-13	MP-13	MP-13	MP-13	MP-13	MP-13	MP-13	MP-14	MP-14	MP-14	MP-15
SCREEN INTERVAL (feet bgs)	PREVENTIVE	ENFORCEMENT	225 - 235 ft	31.4 - 41.4 ft	31.4 - 41.4 ft	65.5 - 70.5 ft	65.5 - 70.5 ft	44 - 49 ft	64 - 69 ft	24 - 34 ft	24 - 34 ft	44 - 48 ft	67 - 71 ft	81 - 85 ft	102 - 106 ft	121 - 125 ft	135 - 139 ft	163 - 167 ft	100 - 105 ft	135 - 140 ft	170 - 178 ft	88 - 92 ft
SAMPLE DATE	ACTION LIMIT	STANDARD	10/16/2020	7/16/2020	10/15/2020	10/15/2020	10/15/2020	10/14/2020	10/14/2020	7/16/2020	10/15/2020	10/12/2020	10/12/2020	10/12/2020	10/12/2020	10/12/2020	10/12/2020	10/12/2020	10/13/2020	10/13/2020	10/13/2020	10/13/2020
VOCs																						
1,1,1,2-Tetrachloroethane	7	70	< 0.27	NA	< 0.27	< 2.7	< 2.7	< 0.27	< 0.27	NA	NA	< 0.27	< 0.27	< 1.3	< 0.27	< 0.27	< 0.27	< 0.27	< 0.27	< 0.27	< 0.27	< 0.27
1,1,1-Trichloroethane	40	200	< 0.24	NA	< 0.24	< 2.4	< 2.4	< 0.24	< 0.24	NA	NA	< 0.24	< 0.24	< 1.2	< 0.24	< 0.24	< 0.24	< 0.24	< 0.24	< 0.24	< 0.24	< 0.24
1,1,2-Trichloroethane	0.5	5	< 0.55	NA	< 0.55	< 5.5	< 5.5	< 0.55	< 0.55	NA	NA	< 0.55	< 0.55	< 2.8	< 0.55	< 0.55	< 0.55	< 0.55	< 0.55	< 0.55	< 0.55	< 0.55
1,1-Dichloroethene	0.7	7	< 0.24	NA	< 0.24	< 2.4	< 2.4	< 0.24	< 0.24	NA	NA	< 0.24	< 0.24	< 1.2	< 0.24	< 0.24	< 0.24	< 0.24	< 0.24	< 0.24	< 0.24	< 0.24
1,2,4-Trimethylbenzene	96	480	< 0.84	NA	< 0.84	35.8	36.5	< 0.84	< 0.84	NA	NA	< 0.84	< 0.84	< 4.2	< 0.84	< 0.84	< 0.84	< 0.84	< 0.84	< 0.84	< 0.84	< 0.84
1,2-Dibromoethane	0.005	0.05	< 0.83	NA	< 0.83	< 8.3	< 8.3	< 0.83	< 0.83	NA	NA	< 0.83	< 0.83	< 4.1	< 0.83	< 0.83	< 0.83	< 0.83	< 0.83	< 0.83	< 0.83	< 0.83
1,2-Dichlorobenzene	60	600	< 0.71	NA	< 0.71	< 7.1	< 7.1	< 0.71	< 0.71	NA	NA	< 0.71	< 0.71	< 3.5	< 0.71	< 0.71	< 0.71	< 0.71	< 0.71	< 0.71	< 0.71	< 0.71
1,2-Dichloroethane	0.5	5	< 0.28	NA	< 0.28	< 2.8	< 2.8	< 0.28	< 0.28	NA	NA	< 0.28	< 0.28	< 1.4	***0.65 J***	***0.74 J***	< 0.28	< 0.28	< 0.28	< 0.28	< 0.28	0.40 J
1,2-Dichloropropane	0.5	5	< 0.28	NA	< 0.28	< 2.8	< 2.8	< 0.28	< 0.28	NA	NA	< 0.28	< 0.28	< 1.4	< 0.28	< 0.28	< 0.28	< 0.28	< 0.28	< 0.28	< 0.28	< 0.28
1,2,3-Trichlorobenzene	NE	NE	< 2.2	NA	< 2.2	< 22.1	< 22.1	< 2.2	< 2.2	NA	NA	< 2.2	< 2.2	< 11.1	< 2.2	< 2.2	< 2.2	< 2.2	< 2.2	< 2.2	< 2.2	< 2.2
1,2,4-Trichlorobenzene	14	70	< 0.95	NA	< 0.95	< 9.5	< 9.5	< 0.95	< 0.95	NA	NA	< 0.95	< 0.95	< 4.8	< 0.95	< 0.95	< 0.95	< 0.95	< 0.95	< 0.95	< 0.95	< 0.95
1,3,5-Trimethylbenzene	96	480	< 0.87	NA	< 0.87	< 8.7	< 8.7	< 0.87	< 0.87	NA	NA	< 0.87	< 0.87	< 4.4	< 0.87	< 0.87	< 0.87	< 0.87	< 0.87	< 0.87	< 0.87	< 0.87
2-Butanone	800	4000	< 2.9	NA	< 2.9	< 29.4	< 29.4	< 2.9	< 2.9	NA	NA	< 2.9	< 2.9	< 14.7	< 2.9	< 2.9	< 2.9	< 2.9	< 2.9	< 2.9	< 2.9	< 2.9
2-Hexanone	NE	NE	< 5.2	NA	< 5.2	< 52.1	< 52.1	< 5.2	< 5.2	NA	NA	< 5.2	< 5.2	< 26.0	< 5.2	< 5.2	< 5.2	< 5.2	< 5.2	< 5.2	< 5.2	< 5.2
4-Methyl-2-pentanone	50	500	< 4.6	NA	< 4.6	< 46.4	< 46.4	< 4.6	< 4.6	NA	NA	< 4.6	< 4.6	< 23.2	< 4.6	< 4.6	< 4.6	< 4.6	< 4.6	< 4.6	< 4.6	< 4.6
Acetone	1800	9000	< 2.7	NA	< 2.7	74.3 J	< 27.4	< 2.7	< 2.7	NA	NA	< 2.7	< 2.7	< 13.7	< 2.7	< 2.7	< 2.7	< 2.7	6.2 J	< 2.7	< 2.7	< 2.7
Benzene	0.5	5	< 0.25	NA	< 0.25	***632***	***641***	< 0.25	< 0.25	NA	NA	< 0.25	< 0.25	< 1.2	< 0.25	< 0.25	< 0.25	< 0.25	< 0.25	< 0.25	< 0.25	< 0.25
Bromodichloromethane	0.06	0.6	< 0.36	NA	< 0.36	< 3.6	< 3.6	< 0.36	< 0.36	NA	NA	< 0.36	< 0.36	< 1.8	< 0.36	< 0.36	< 0.36	< 0.36	< 0.36	< 0.36	< 0.36	< 0.36
Bromoform	0.44	4.4	< 4.0	NA	< 4.0	< 39.7	< 39.7	< 4.0	< 4.0	NA	NA	< 4.0	< 4.0	< 19.9	< 4.0	< 4.0	< 4.0	< 4.0	< 4.0	< 4.0	< 4.0	< 4.0
Bromomethane	1	10	< 0.97	NA	< 0.97	< 9.7	< 9.7	< 0.97	< 0.97	NA	NA	< 0.97	< 0.97	< 4.9	< 0.97	< 0.97	< 0.97	< 0.97	< 0.97	< 0.97	< 0.97	< 0.97
Carbon disulfide	200	1000	< 0.45	NA	< 0.45	< 4.5	< 4.5	< 0.45	< 0.45	NA	NA	< 0.45	< 0.45	< 2.2	< 0.45	< 0.45	< 0.45	< 0.45	< 0.45	< 0.45	< 0.45	< 0.45
Carbon tetrachloride	0.5	5	< 1.1	NA	< 1.1	< 10.8	< 10.8	< 1.1	< 1.1	NA	NA	< 1.1	< 1.1	< 5.4	< 1.1	< 1.1	< 1.1	< 1.1	< 1.1	< 1.1	< 1.1	< 1.1
Chloroform	0.6	6	< 1.3	NA	< 1.3	< 12.7	< 12.7	< 1.3	< 1.3	NA	NA	< 1.3	< 1.3	< 6.4	< 1.3	< 1.3	< 1.3	< 1.3	< 1.3	< 1.3	< 1.3	< 1.3
Chloromethane	3	30	< 2.2	NA	< 2.2	< 21.9	< 21.9	< 2.2	< 2.2	NA	NA	< 2.2	< 2.2	< 10.9	< 2.2	< 2.2	< 2.2	< 2.2	< 2.2	< 2.2	< 2.2	< 2.2
cis-1,2-Dichloroethene	7	70	< 0.27	NA	< 0.27	***7.8 J***	***8.2 J***	< 0.27	***103***	NA	NA	***10.9***	1.5	***156***	***109***	***40.2***	***97.6***	***15.3***	< 0.27	4.7	***22***	***26.8***
Dichlorodifluoromethane	200	1000	< 0.50	NA	< 0.50	< 5.0	< 5.0	< 0.50	< 0.50	NA	NA	< 0.50	< 0.50	< 2.5	< 0.50	< 0.50	< 0.50	< 0.50	< 0.50	< 0.50	< 0.50	< 0.50
Ethylbenzene	140	700	< 0.32	NA	< 0.32	8.0 J	7.4 J	< 0.32	< 0.32	NA	NA	< 0.32	< 0.32	< 1.6	< 0.32	< 0.32	< 0.32	< 0.32	< 0.32	< 0.32	< 0.32	< 0.32
Isopropylbenzene	NE	NE	< 1.7	NA	< 1.7	20.4 J	20.9 J	< 1.7	< 1.7	NA	NA	< 1.7	< 1.7	< 8.4	< 1.7	< 1.7	< 1.7	< 1.7	< 1.7	< 1.7	< 1.7	< 1.7
m,p-Xylene	400	2000	< 0.47	NA	< 0.47	8.8 J	7.7 J	< 0.47	< 0.47	NA	NA	< 0.47	< 0.47	< 2.3	< 0.47	< 0.47	< 0.47	< 0.47	< 0.47	< 0.47	< 0.47	< 0.47
Methyl tert-butyl ether	12	60	< 1.2	NA	< 1.2	< 12.5	< 12.5	< 1.2	***17.3***	NA	NA	< 1.2	< 1.2	< 6.2	< 1.2	< 1.2	< 1.2	< 1.2	< 1.2	< 1.2	< 1.2	< 1.2
Methylene chloride	0.5	5	< 0.58	NA	< 0.58	< 5.8	< 5.8	< 0.58	< 0.58	NA	NA	< 0.58	< 0.58	< 2.9	< 0.58	< 0.58	< 0.58	< 0.58	< 0.58	< 0.58	< 0.58	< 0.58
Naphthalene	10	100	< 1.2	NA	< 1.2	< 11.8	< 11.8	< 1.2	< 1.2	NA	NA	< 1.2	< 1.2	< 5.9	< 1.2	< 1.2	< 1.2	< 1.2	< 1.2	< 1.2	< 1.2	< 1.2
n-Butylbenzene	NE	NE	< 0.71	NA	< 0.71	< 7.1	< 7.1	< 0.71	< 0.71	NA	NA	< 0.71	< 0.71	< 3.5	< 0.71	< 0.71	< 0.71	< 0.71	< 0.71	< 0.71	< 0.71	< 0.71
n-Hexane	120	600	< 1.7	NA	< 1.7	< 17.1	< 17.1	< 1.7	< 1.7	NA	NA	< 1.7	< 1.7	< 8.5	< 1.7	< 1.7	< 1.7	< 1.7	< 1.7	< 1.7	< 1.7	< 1.7
n-Propylbenzene	NE	NE	< 0.81	NA	< 0.81	10.9 J	11.2 J	< 0.81	< 0.81	NA	NA	< 0.81	< 0.81	< 4.1	< 0.81	< 0.81	< 0.81	< 0.81	< 0.81	< 0.81	< 0.81	< 0.81
o-Xylene	400	2000	< 0.26	NA	< 0.26	< 2.6	< 2.6	< 0.26	< 0.26	NA	NA	< 0.26	< 0.26	< 1.3	< 0.26	< 0.26	< 0.26	< 0.26	< 0.26	< 0.26	< 0.26	< 0.26
p-Isopropyltoluene	NE	NE	< 0.80	NA	< 0.80	< 8.0	< 8.0	< 0.80	< 0.80	NA	NA	< 0.80	< 0.80	< 4.0	< 0.80	< 0.80	< 0.80	< 0.80	< 0.80	< 0.80	< 0.80	< 0.80
sec-Butylbenzene	NE	NE	< 0.85	NA	< 0.85	< 8.5	< 8.5	< 0.85	< 0.85	NA	NA	< 0.85	< 0.85	< 4.2	< 0.85	< 0.85	< 0.85	< 0.85	< 0.85	< 0.85	< 0.85	< 0.85
Styrene	10	100	< 3.0	NA	< 3.0	< 30.1	< 30.1	< 3.0	< 3.0	NA	NA	< 3.0	< 3.0	< 15.0	< 3.0	< 3.0	< 3.0	< 3.0	< 3.0	< 3.0	< 3.0	< 3.0
tert-Butylbenzene	NE	NE	< 0.30	NA	< 0.30	< 3.0	< 3.0	< 0.30	< 0.30	NA	NA	< 0.30	< 0.30	< 1.5	< 0.30	< 0.30	< 0.30	< 0.30	< 0.30	< 0.30	< 0.30	< 0.30
Tetrachloroethene	0.5	5	< 0.33	NA	< 0.33	< 3.3	< 3.3	< 0.33	***257***	NA	NA	***65.9***	***21.5***	***435***	***721***	***602***	***2540***	***79.1***	***1.1***	***140***	***531***	***159***
Toluene	160	800	< 0.27	NA	< 0.27	38.0	37.0	< 0.27	< 0.27	NA	NA	< 0.27	< 0.27	< 1.3	< 0.27	< 0.27	< 0.27	< 0.27	< 0.27	< 0.27	< 0.27	< 0.27
trans-1,2-Dichloroethene	20	100	< 0.46	NA	< 0.46	5.2 J	5.3 J	< 0.46	1.4 J	NA	NA	< 0.46	< 0.46	< 2.3	1.8	0.71 J	1.3 J	< 0.46	< 0.46	< 0.46	< 0.46	< 0.46
Trichloroethene	0.5	5	< 0.26	NA	< 0.26	***9.0 J***	***9.4 J***	< 0.26	***53.4***	NA	NA	***16.5***	***3***	***107***	***126***	***55***	***147***	***8***	< 0.26	***9.5***	***49***	***19.1***
Trichlorofluoromethane	698	3490	< 0.21	NA	< 0.21	< 2.1	< 2.1	0.24 J	< 0.21	NA	NA	< 0.21	< 0.21	< 1.1	< 0.21	< 0.21	< 0.21	< 0.21	< 0.21	< 0.21	< 0.21	< 0.21
Vinyl chloride	0.02	0.2	< 0.17	NA	< 0.17	< 1.7	< 1.7	< 0.17	***3.2***	NA	NA	< 0.17	< 0.17	***3.9 J***	***0.19 J***	< 0.17	***0.25 J***	< 0.17	< 0.17	< 0.17	< 0.17	< 0.17
Xylenes, Total	400	2000	< 1.5	NA	< 1.5	< 15.0	< 15.0	< 1.5	< 1.5	NA	NA	< 1.5	< 1.5	< 7.5	< 1.5	< 1.5	< 1.5	< 1.5	< 1.5	< 1.5	< 1.5	< 1.5
Total PCBs																						
Aroclor-1016	0.003	0.03	NA	< 0.0072 J-	< 0.0072	NA	NA	NA	NA	< 0.0071 J-	< 0.0072	NA	NA	NA	NA	NA	NA	NA	NA	NA	NA	NA
Aroclor-1232	0.003	0.03	NA	< 0.0042 J-	< 0.0042	NA	NA	NA	NA	< 0.0042 J-	< 0.0042	NA	NA	NA	NA	NA	NA	NA	NA	NA	NA	NA
Aroclor-1242	0.003	0.03	NA	< 0.013 J-	< 0.013	NA	NA	NA	NA	< 0.013 J-	< 0.013	NA	NA	NA	NA	NA	NA	NA	NA	NA	NA	NA
Aroclor-1248	0.003	0.03	NA	< 0.011 J-	< 0.011	NA	NA	NA	NA	< 0.011 J-	< 0.011	NA	NA	NA	NA	NA	NA	NA	NA	NA	NA	NA
Total Detected PCBs	0.003	0.03	NA	ND	ND	NA	NA	NA	NA	ND	ND	NA	NA	NA	NA	NA	NA	NA	NA	NA	NA	NA
Dissolved PCBs																						
Aroclor-1016	0.003	0.03	NA	NA	NA	NA	NA	NA	NA	NA	NA	NA	NA	NA	NA	NA	NA	NA	NA	NA	NA	NA
Aroclor-1232	0.003	0.03	NA	NA	NA	NA	NA	NA	NA	NA	NA	NA	NA	NA	NA	NA	NA	NA	NA	NA	NA	NA
Aroclor-1242	0.003	0.03	NA	NA	NA	NA	NA	NA	NA	NA	NA	NA	NA	NA	NA	NA	NA	NA	NA	NA	NA	NA
Aroclor-1248	0.003	0.03	NA	NA	NA	NA	NA	NA	NA	NA	NA	NA	NA	NA	NA	NA	NA	NA	NA	NA	NA	NA
Total Detected PCBs	0.003	0.03	NA	NA	NA	NA	NA	NA	NA	NA	NA											
Solids																						
Total Dissolved Solids (mg/L)	NE	NE	NA	6070	6610	NA	NA	NA	NA	1190	1010	NA	NA	NA	NA	NA	NA	NA	NA	NA	NA	NA
Total Suspended Solids (TSS) (mg/L)	NE	NE	NA	4.8	3.6	NA	NA	NA	NA	8.0	1.0 J	NA	NA	NA	NA	NA	NA	NA	NA	NA	NA	NA

Notes on Page 4.

Table 7: Groundwater Analytical Results Summary
Madison-Kipp Corporation
Madison, Wisconsin

WELL ID			MP-15	MP-15	MP-15	MP-15	MP-16	MP-16	MP-16	MW-17	MW-24	MW-24	MW-25D	MW-25D2	MW-27D	MW-27D2	MW-28	MW-28	MW-29S	MW-29S	MW-29D	MW-29D
SCREEN INTERVAL (feet bgs)	PREVENTIVE	ENFORCEMENT	100 - 105 ft	120 - 125 ft	142 - 146 ft	177 - 187 ft	106 - 116 ft	140 - 144 ft	175 - 179 ft	160 - 170 ft	30 - 40 ft	30 - 40 ft	120 - 130 ft	160 - 170 ft	130 - 140 ft	170 - 180 ft	28 - 38 ft	28 - 38 ft	24 - 34 ft	24 - 34 ft	45 - 50 ft	45 - 50 ft
SAMPLE DATE	ACTION LIMIT	STANDARD	10/13/2020	10/13/2020	10/13/2020	10/13/2020	10/13/2020	10/13/2020	10/13/2020	10/15/2020	7/16/2020	10/19/2020	10/13/2020	10/13/2020	10/14/2020	10/14/2020	7/17/2020	10/19/2020	7/20/2020	10/15/2020	7/20/2020	10/15/2020
VOCs																						
1,1,1,2-Tetrachloroethane	7	70	< 0.27	< 0.27	< 0.27	< 0.27	< 0.27	< 0.27	< 0.27	< 0.27	NA	NA	< 0.27	< 0.27	< 0.27	< 0.27	NA	< 2.7	NA	NA	NA	NA
1,1,1-Trichloroethane	40	200	< 0.24	< 0.24	< 0.24	< 0.24	< 0.24	< 0.24	< 0.24	< 0.24	NA	NA	< 0.24	< 0.24	< 0.24	< 0.24	NA	< 2.4	NA	NA	NA	NA
1,1,2-Trichloroethane	0.5	5	< 0.55	< 0.55	< 0.55	< 0.55	< 0.55	< 0.55	< 0.55	< 0.55	NA	NA	< 0.55	< 0.55	< 0.55	< 0.55	NA	< 5.5	NA	NA	NA	NA
1,1-Dichloroethene	0.7	7	< 0.24	< 0.24	< 0.24	< 0.24	< 0.24	< 0.24	< 0.24	< 0.24	NA	NA	< 0.24	< 0.24	< 0.24	< 0.24	NA	< 2.4	NA	NA	NA	NA
1,2,4-Trimethylbenzene	96	480	< 0.84	< 0.84	< 0.84	< 0.84	< 0.84	< 0.84	< 0.84	< 0.84	NA	NA	< 0.84	< 0.84	< 0.84	< 0.84	NA	< 8.4	NA	NA	NA	NA
1,2-Dibromoethane	0.005	0.05	< 0.83	< 0.83	< 0.83	< 0.83	< 0.83	< 0.83	< 0.83	< 0.83	NA	NA	< 0.83	< 0.83	< 0.83	< 0.83	NA	< 8.3	NA	NA	NA	NA
1,2-Dichlorobenzene	60	600	< 0.71	< 0.71	< 0.71	< 0.71	< 0.71	< 0.71	< 0.71	< 0.71	NA	NA	< 0.71	< 0.71	< 0.71	< 0.71	NA	< 7.1	NA	NA	NA	NA
1,2-Dichloroethane	0.5	5	< 0.28	< 0.28	< 0.28	< 0.28	< 0.28	< 0.28	< 0.28	< 0.28	NA	NA	< 0.28	< 0.28	< 0.28	< 0.28	NA	< 2.8	NA	NA	NA	NA
1,2-Dichloropropane	0.5	5	< 0.28	< 0.28	< 0.28	< 0.28	< 0.28	< 0.28	< 0.28	< 0.28	NA	NA	< 0.28	< 0.28	< 0.28	< 0.28	NA	< 2.8	NA	NA	NA	NA
1,2,3-Trichlorobenzene	NE	NE	< 2.2	< 2.2	< 2.2	< 2.2	< 2.2	< 2.2	< 2.2	< 2.2	NA	NA	< 2.2	< 2.2	< 2.2	< 2.2	NA	< 22.1	NA	NA	NA	NA
1,2,4-Trichlorobenzene	14	70	< 0.95	< 0.95	< 0.95	< 0.95	< 0.95	< 0.95	< 0.95	< 0.95	NA	NA	< 0.95	< 0.95	< 0.95	< 0.95	NA	< 9.5	NA	NA	NA	NA
1,3,5-Trimethylbenzene	96	480	< 0.87	< 0.87	< 0.87	< 0.87	< 0.87	< 0.87	< 0.87	< 0.87	NA	NA	< 0.87	< 0.87	< 0.87	< 0.87	NA	< 8.7	NA	NA	NA	NA
2-Butanone	800	4000	< 2.9	< 2.9	< 2.9	< 2.9	< 2.9	< 2.9	< 2.9	< 2.9	NA	NA	< 2.9	< 2.9	< 2.9	< 2.9	NA	< 29.4	NA	NA	NA	NA
2-Hexanone	NE	NE	< 5.2	< 5.2	< 5.2	< 5.2	< 5.2	< 5.2	< 5.2	< 5.2	NA	NA	< 5.2	< 5.2	< 5.2	< 5.2	NA	< 52.1	NA	NA	NA	NA
4-Methyl-2-pentanone	50	500	< 4.6	< 4.6	< 4.6	< 4.6	< 4.6	< 4.6	< 4.6	< 4.6	NA	NA	< 4.6	< 4.6	< 4.6	< 4.6	NA	< 46.4	NA	NA	NA	NA
Acetone	1800	9000	< 2.7	< 2.7	< 2.7	< 2.7	< 2.7	< 2.7	< 2.7	< 2.7	NA	NA	< 2.7	< 2.7	< 2.7	< 2.7	NA	< 27.4	NA	NA	NA	NA
Benzene	0.5	5	< 0.25	< 0.25	< 0.25	< 0.25	< 0.25	< 0.25	< 0.25	< 0.25	NA	NA	< 0.25	< 0.25	< 0.25	< 0.25	NA	< 2.5	NA	NA	NA	NA
Bromodichloromethane	0.06	0.6	< 0.36	< 0.36	< 0.36	< 0.36	< 0.36	< 0.36	< 0.36	< 0.36	NA	NA	< 0.36	< 0.36	< 0.36	< 0.36	NA	< 3.6	NA	NA	NA	NA
Bromoform	0.44	4.4	< 4.0	< 4.0	< 4.0	< 4.0	< 4.0	< 4.0	< 4.0	< 4.0	NA	NA	< 4.0	< 4.0	< 4.0	< 4.0	NA	< 39.7	NA	NA	NA	NA
Bromomethane	1	10	< 0.97	< 0.97	< 0.97	< 0.97	< 0.97	< 0.97	< 0.97	< 0.97	NA	NA	< 0.97	< 0.97	< 0.97	< 0.97	NA	< 9.7	NA	NA	NA	NA
Carbon disulfide	200	1000	< 0.45	< 0.45	< 0.45	< 0.45	< 0.45	< 0.45	< 0.45	< 0.45	NA	NA	< 0.45	< 0.45	< 0.45	< 0.45	NA	< 4.5	NA	NA	NA	NA
Carbon tetrachloride	0.5	5	< 1.1	< 1.1	< 1.1	< 1.1	< 1.1	< 1.1	< 1.1	***1.2 J***	NA	NA	< 1.1	< 1.1	< 1.1	< 1.1	NA	< 10.8	NA	NA	NA	NA
Chloroform	0.6	6	< 1.3	< 1.3	< 1.3	< 1.3	< 1.3	< 1.3	< 1.3	***1.7 J***	NA	NA	< 1.3	< 1.3	< 1.3	< 1.3	NA	< 12.7	NA	NA	NA	NA
Chloromethane	3	30	< 2.2	< 2.2	< 2.2	< 2.2	< 2.2	< 2.2	< 2.2	< 2.2	NA	NA	< 2.2	< 2.2	< 2.2	< 2.2	NA	< 21.9	NA	NA	NA	NA
cis-1,2-Dichloroethene	7	70	***37.3***	***34.4***	***118***	< 0.27	5.5	3.6	0.30 J	2.7	NA	NA	< 0.27	< 0.27	0.63 J	***7.1***	NA	< 2.7	NA	NA	NA	NA
Dichlorodifluoromethane	200	1000	< 0.50	< 0.50	< 0.50	< 0.50	< 0.50	< 0.50	< 0.50	< 0.50	NA	NA	< 0.50	< 0.50	< 0.50	< 0.50	NA	< 5.0	NA	NA	NA	NA
Ethylbenzene	140	700	< 0.32	< 0.32	< 0.32	< 0.32	< 0.32	< 0.32	< 0.32	< 0.32	NA	NA	< 0.32	< 0.32	< 0.32	< 0.32	NA	< 3.2	NA	NA	NA	NA
Isopropylbenzene	NE	NE	< 1.7	< 1.7	< 1.7	< 1.7	< 1.7	< 1.7	< 1.7	< 1.7	NA	NA	< 1.7	< 1.7	< 1.7	< 1.7	NA	< 16.9	NA	NA	NA	NA
m,p-Xylene	400	2000	< 0.47	< 0.47	< 0.47	< 0.47	< 0.47	< 0.47	< 0.47	< 0.47	NA	NA	< 0.47	< 0.47	< 0.47	< 0.47	NA	< 4.7	NA	NA	NA	NA
Methyl tert-butyl ether	12	60	< 1.2	< 1.2	< 1.2	< 1.2	< 1.2	< 1.2	< 1.2	< 1.2	NA	NA	< 1.2	< 1.2	< 1.2	< 1.2	NA	< 12.5	NA	NA	NA	NA
Methylene chloride	0.5	5	< 0.58	< 0.58	< 0.58	< 0.58	< 0.58	< 0.58	< 0.58	< 0.58	NA	NA	< 0.58	< 0.58	< 0.58	< 0.58	NA	< 5.8	NA	NA	NA	NA
Naphthalene	10	100	< 1.2	< 1.2	< 1.2	< 1.2	< 1.2	< 1.2	< 1.2	< 1.2	NA	NA	< 1.2	< 1.2	< 1.2	< 1.2	NA	< 11.8	NA	NA	NA	NA
n-Butylbenzene	NE	NE	< 0.71	< 0.71	< 0.71	< 0.71	< 0.71	< 0.71	< 0.71	< 0.71	NA	NA	< 0.71	< 0.71	< 0.71	< 0.71	NA	< 7.1	NA	NA	NA	NA
n-Hexane	120	600	< 1.7	< 1.7	< 1.7	< 1.7	< 1.7	< 1.7	< 1.7	< 1.7	NA	NA	< 1.7	< 1.7	< 1.7	< 1.7	NA	< 17.1	NA	NA	NA	NA
n-Propylbenzene	NE	NE	< 0.81	< 0.81	< 0.81	< 0.81	< 0.81	< 0.81	< 0.81	< 0.81	NA	NA	< 0.81	< 0.81	< 0.81	< 0.81	NA	< 8.1	NA	NA	NA	NA
o-Xylene	400	2000	< 0.26	< 0.26	< 0.26	< 0.26	< 0.26	< 0.26	< 0.26	< 0.26	NA	NA	< 0.26	< 0.26	< 0.26	< 0.26	NA	< 2.6	NA	NA	NA	NA
p-Isopropyltoluene	NE	NE	< 0.80	< 0.80	< 0.80	< 0.80	< 0.80	< 0.80	< 0.80	< 0.80	NA	NA	< 0.80	< 0.80	< 0.80	< 0.80	NA	< 8.0	NA	NA	NA	NA
sec-Butylbenzene	NE	NE	< 0.85	< 0.85	< 0.85	< 0.85	< 0.85	< 0.85	< 0.85	< 0.85	NA	NA	< 0.85	< 0.85	< 0.85	< 0.85	NA	< 8.5	NA	NA	NA	NA
Styrene	10	100	< 3.0	< 3.0	< 3.0	< 3.0	< 3.0	< 3.0	< 3.0	< 3.0	NA	NA	< 3.0	< 3.0	< 3.0	< 3.0	NA	< 30.1	NA	NA	NA	NA
tert-Butylbenzene	NE	NE	< 0.30	< 0.30	< 0.30	< 0.30	< 0.30	< 0.30	< 0.30	< 0.30	NA	NA	< 0.30	< 0.30	< 0.30	< 0.30	NA	< 3.0	NA	NA	NA	NA
Tetrachloroethene	0.5	5	***581***	***943***	***1620***	***4***	***62.6***	***62.7***	***11.2***	***696***	NA	NA	< 0.33	< 0.33	***0.87 J***	***16.9***	NA	***827***	NA	NA	NA	NA
Toluene	160	800	< 0.27	< 0.27	< 0.27	< 0.27	< 0.27	< 0.27	< 0.27	< 0.27	NA	NA	< 0.27	< 0.27	< 0.27	< 0.27	NA	< 2.7	NA	NA	NA	NA
trans-1,2-Dichloroethene	20	100	< 0.46	< 0.46	0.91 J	< 0.46	< 0.46	< 0.46	< 0.46	0.63 J	NA	NA	< 0.46	< 0.46	< 0.46	< 0.46	NA	< 4.6	NA	NA	NA	NA
Trichloroethene	0.5	5	***67***	***56.9***	***152***	0.32 J	***9***	***12.7***	***1.8***	***44.9***	NA	NA	< 0.26	< 0.26	***0.85 J***	***18.7***	NA	< 2.6	NA	NA	NA	NA
Trichlorofluoromethane	698	3490	< 0.21	< 0.21	< 0.21	< 0.21	< 0.21	< 0.21	< 0.21	< 0.21	NA	NA	< 0.21	< 0.21	< 0.21	< 0.21	NA	< 2.1	NA	NA	NA	NA
Vinyl chloride	0.02	0.2	***0.22 J***	< 0.17	***0.42 J***	< 0.17	< 0.17	< 0.17	< 0.17	< 0.17	NA	NA	< 0.17	< 0.17	< 0.17	< 0.17	NA	< 1.7	NA	NA	NA	NA
Xylenes, Total	400	2000	< 1.5	< 1.5	< 1.5	< 1.5	< 1.5	< 1.5	< 1.5	< 1.5	NA	NA	< 1.5	< 1.5	< 1.5	< 1.5	NA	< 15.0	NA	NA	NA	NA
Total PCBs																						
Aroclor-1016	0.003	0.03	NA	NA	NA	NA	NA	NA	NA	NA	< 0.0072 J-	< 0.0072	NA	NA	NA	NA	< 0.0072 J-	< 0.0072	< 0.0072 J-	< 0.0072	< 0.0072 J-	< 0.0072
Aroclor-1232	0.003	0.03	NA	NA	NA	NA	NA	NA	NA	NA	< 0.0042 J-	< 0.0042	NA	NA	NA	NA	< 0.0042 J-	< 0.0042	< 0.0042 J-	< 0.0042	< 0.0042 J-	< 0.0042
Aroclor-1242	0.003	0.03	NA	NA	NA	NA	NA	NA	NA	NA	< 0.013 J-	< 0.013	NA	NA	NA	NA	< 0.013 J-	< 0.013	< 0.013 J-	< 0.013	< 0.013 J-	< 0.013
Aroclor-1248	0.003	0.03	NA	NA	NA	NA	NA	NA	NA	NA	< 0.011 J-	< 0.011	NA	NA	NA	NA	< 0.011 J-	< 0.011	< 0.011 J-	< 0.011	< 0.011 J-	< 0.011
Total Detected PCBs	0.003	0.03	NA	NA	NA	NA	NA	NA	NA	NA	ND	ND	NA	NA	NA	NA	ND	ND	ND	ND	ND	ND
Dissolved PCBs																						
Aroclor-1016	0.003	0.03	NA	NA	NA	NA	NA	NA	NA	NA	NA	NA	NA	NA	NA	NA	NA	NA	NA	NA	NA	NA
Aroclor-1232	0.003	0.03	NA	NA	NA	NA	NA	NA	NA	NA	NA	NA	NA	NA	NA	NA	NA	NA	NA	NA	NA	NA
Aroclor-1242	0.003	0.03	NA	NA	NA	NA	NA	NA	NA	NA	NA	NA	NA	NA	NA	NA	NA	NA	NA	NA	NA	NA
Aroclor-1248	0.003	0.03	NA	NA	NA	NA	NA	NA	NA	NA	NA	NA	NA	NA	NA	NA	NA	NA	NA	NA	NA	NA
Total Detected PCBs	0.003	0.03									NA						NA		NA	NA	NA	NA
Solids																						
Total Dissolved Solids (mg/L)	NE	NE	NA	NA	NA	NA	NA	NA	NA	NA	2330	2370	NA	NA	NA	NA	1230	1230	734	706	776	824
Total Suspended Solids (TSS) (mg/L)	NE	NE	NA	NA	NA	NA	NA	NA	NA	NA	5.6	4.4	NA	NA	NA	NA	1.8 J	4.4	1.2 J	2.2	2.6	1.6 J

Notes on Page 4.

Table 7: Groundwater Analytical Results Summary
Madison-Kipp Corporation
Madison, Wisconsin

Footnotes:
1 - Indicates that the sample was quenched prior to analysis.
2 - Indicates that the sample was not quenched prior to analysis.
3 - Indicates the result of a field duplicate.

Updated By: P. Popp 12/02/2020
Checked By: L. Auner 12/03/2020

General Notes:
All concentrations noted in this table are reported in micrograms per liter (µg/L) unless otherwise noted.
Analytes shown in the table are from VOC and PCB analyte lists. Only analytes that were detected in at least one sample are shown in the table. A complete list of constituents analyzed are included in the laboratory analytical reports.

100 = NR 140 Wis. Adm. Code Preventive Action Limit Exceedance
100 = NR 140 Wis. Adm. Code Enforcement Standard Exceedance
< = Constituent not detected above noted laboratory method detection limit.
* = Data is suspect and not used in evaluation. (Note from historical data through 2015, provided by Arcadis)
B = Compound was found in the blank and sample.
bgs = Below Ground Surface.
cn = Laboratory Contaminant.
E = Estimated concentration, exceeds instrumental calibration range.
ID = Identification.
J = Estimated concentration above the adjusted method detection limit and below the reporting limit or because of non-compliant laboratory quality check.
J- = Results may be biased low because of non-compliant laboratory quality check.
J+ = Results may be biased high because of non-compliant laboratory quality check.
U = Results determined to be non-detect at the concentration limit because of blank contamination.
NA = Not Analyzed.
ND = Not Detected.
NE = Not Established.
PCBs = Polychlorinated biphenyls.
VOCs = Volatile Organic Compounds.

Table 8: Storm Sewer System Soil/Sediment Sampling Analytical Results Summary
Madison-Kipp Corporation
201 Waubesa Street, Madison, Wisconsin

Parameter	Unit[2]	NR 720 RCL Industrial Direct Contact[1]	MH-1A													OUTFALL SAMPLE									
Sample Date	--	--	12/28/2016	6/30/2017	9/22/2017	10/6/2017	10/17/2017	2/21/2018	5/10/2018	8/23/2018	10/8/2018	5/30/2019	10/8/2019	6/9/2020	10/13/2020	12/19/2016	6/30/2017	9/22/2017	5/10/2018	8/23/2018	10/8/2018	5/30/2019	10/8/2019	6/9/2020	10/13/2020
PCB-1016	mg/kg	28	<0.011	<0.0092	<0.0089	<0.0097	<0.010	<0.0094	<0.0083	<0.0053	<0.0058	<0.0058	<0.0059	<0.0059	<0.0055	<0.0095	<0.0086	<0.011	<0.0099	<0.0061	<0.0067	<0.0080	<0.0059	<0.0061	<0.0064
PCB-1221	mg/kg	0.883	<0.0059	<0.0051	<0.0049	<0.0054	<0.0057	<0.0052	<0.0046	<0.0076	<0.0084	<0.0083	<0.0084	<0.0085	<0.0079	<0.0053	<0.0048	<0.0061	<0.0055	<0.0088	<0.0096	<0.011	<0.0085	<0.0087	<0.0092
PCB-1232	mg/kg	0.792	<0.0040	<0.0035	<0.0034	<0.0037	<0.0039	<0.0036	<0.0031	<0.0050	<0.0056	<0.0055	<0.0056	<0.0056	<0.0053	<0.0036	<0.0032	<0.0042	<0.0038	<0.0059	<0.0064	<0.0076	<0.0057	<0.0058	<0.0061
PCB-1242	mg/kg	0.972	<0.0063	<0.0055	<0.0053	<0.0058	<0.0061	<0.0056	<0.0049	<0.010	<0.011	<0.011	<0.012	<0.012	<0.011	<0.0057	<0.0051	<0.0066	<0.0059	<0.012	<0.013	<0.016	<0.012	<0.012	<0.013
PCB-1248	mg/kg	0.975	***3.6***	***2.2***	0.11	0.23	0.71	0.33	0.15	0.14	0.16	0.24	0.11 J	0.14	0.17	***9.2***	***5.0***	***4.0***	***1.9***	0.32	0.57	0.43	0.33	0.33	0.28
PCB-1254	mg/kg	0.988	<0.0063	<0.0055	<0.0053	<0.0058	<0.0061	<0.0056	<0.0049	<0.0084	<0.0093	<0.0092	<0.0093	<0.0094	<0.0088	<0.0057	<0.0051	<0.0066	<0.0059	<0.0097	<0.011	<0.013	<0.0094	0.16	<0.010
PCB-1260	mg/kg	1	<0.0034	<0.003	<0.0029	<0.0031	<0.0033	<0.0031	<0.0027	<0.0081	<0.0090	<0.0089	<0.0091	<0.0091	<0.0085	0.37	<0.0028	<0.0036	<0.0032	<0.0095	<0.010	<0.012	<0.0091	<0.0094	<0.0099
Total PCBs	mg/kg	0.967	***3.6***	***2.2***	0.11	0.23	0.71	0.33	0.15	0.14	0.16	0.24	0.11 J	0.14	0.17	***9.6***	***5.0***	***4.0***	***1.9***	0.32	0.57	0.43	0.33	0.50	0.28

Notes:
< = Less than
mg/kg = Milligrams per kilogram
J = Estimated value. Analyte detected at a level less than the reporting limit and greater than or equal to the detection limit.
µg/L = Micrograms per liter
RCL = residual contaminant level
PCBs = Polychlorinated Biphenyls
Bold and Italics = WDNR Industrial Direct Contact Limit Exceedance

Updated by: B. Wachholz 1/11/2021
Checked by: A. Sobbe 1/14/2021

Footnotes:
(1) The total PCBs and specific aroclors are compared to the WDNR industrial direct contact residual contaminant levels (December 2018).
(2) Samples are reported in mg/kg unless otherwise noted.

Table 9: Groundwater Monitoring Plan - 2021
Madison-Kipp Corporation
201 Waubesa Street
Madison, Wisconsin

Well/ Point ID	Bedrock Unit	Screened Interval (ft bgs)	October Gauging	April VOC Sampling	July PCB Sampling	October VOC Sampling	October PCB Sampling	Pump Type
GWE-1*	Lone Rock/ Wonewoc	55-175	x	x		x		NA
MW-1	Unconsolidated	14-24	x			x		Peristaltic
MW-2S	Unconsolidated	19-29	x					NA
MW-2D	Upper Lone Rock	39-44	x	x		x		Peristaltic
MW-3S	Unconsolidated	19-29	x			x		Peristaltic
MW-3D	Upper Lone Rock	48-53	x	x	x	x	x	Peristaltic
MW-3D2	Lower Lone Rock	76-81	x	x		x		Peristaltic
MW-3D3	Lower Wonewoc	214-224	x			x		GeoSub
MW-4S	Unconsolidated/ Upper Lone Rock	35-50	x		x		x	NA
MW-4D	Upper Lone Rock	65-70	x		x		x	NA
MW-4D2	Lower Lone Rock	91-96	x	x		x		Bladder
MW-5S	Upper Lone Rock	34-44	x		x	x	x	Peristaltic
MW-5D	Lower Lone Rock	75-80	x	x		x		Peristaltic
MW-5D2	Lower Wonewoc	166-171	x	x		x		Bladder
MW-5D3	Lower Wonewoc	225-235	x	x		x		GeoSub
MW-6S	Unconsolidated/ Upper Lone Rock	32-42	x		x	x	x	Bladder
MW-6D	Upper Lone Rock	66-71	x	x		x		Bladder
MW-7	Unconsolidated	25-35	x					NA
MW-8	Unconsolidated	24-34	x					NA
MW-9D	Upper Lone Rock	44-49	x			x		Peristaltic
MW-9D2	Lower Lone Rock	64-69	x	x		x		Peristaltic
MW-10S	Unconsolidated	11-21	x					NA
MW-11S	Unconsolidated	24-34	x		x		x	NA
MW-12S	Unconsolidated	3-13	x					NA
MW-17	Lower Wonewoc	160-170	x	x		x		Bladder
MW-18S	Unconsolidated	20-30	x					NA
MW-21D2	Upper/Lower Wonewoc	110-170	Well abandoned on October 24, 2018					
MW-22S	Unconsolidated	25-35	Well Abandoned on January 16, 2018					
MW-22D	Upper Lone Rock	45-50	Well Abandoned on January 16, 2018					
MW-23S	Unconsolidated	25-35	Well Abandoned on January 16, 2018					
MW-23D	Upper Lone Rock	45-50	Well Abandoned on January 16, 2018					
MW-24	Upper Lone Rock	30-40	x		x		x	NA
MW-25D	Upper Wonewoc	120-130	x			x		Bladder
MW-25D2	Upper Wonewoc	160-170	x	x		x		Bladder
MW-26S	Unconsolidated	6.8-16.8	x					NA
MW-27D	Upper Wonewoc	130-140	x	x		x		Bladder
MW-27D2	Lower Wonewoc	170-180	x			x		Bladder
MW-28	Unconsolidated	28-38	x		x	x	x	Peristaltic
MW-29S	Unconsolidated	24-34	x		x		x	Peristaltic
MW-29D	Upper Lone Rock	45-50	x		x		x	Bladder
MP-13 Port 1	Lower Wonewoc	163-167	x			x		Westbay
MP-13 Port 2	Upper Wonewoc	135-139	x			x		Westbay
MP-13 Port 3	Upper Wonewoc	121-125	x			x		Westbay
MP-13 Port 4	Upper Wonewoc	102-106	x			x		Westbay
MP-13 Port 5	Lower Lone Rock	81-85	x			x		Westbay
MP-13 Port 6	Lower Lone Rock	67-71	x			x		Westbay
MP-13 Port 7	Upper Lone Rock	44-48	x			x		Westbay
MP-14 Port 1	Lower Wonewoc	170-178	x			x		Westbay
MP-14 Port 2	Upper Wonewoc	135-140	x	x		x		Westbay
MP-14 Port 3	Upper Wonewoc	100-105	x			x		Westbay
MP-14 Port 4	Lower Lone Rock	70-75	x					NA

Table 9: Groundwater Monitoring Plan - 2021
Madison-Kipp Corporation
201 Waubesa Street
Madison, Wisconsin

Well/ Point ID	Bedrock Unit	Screened Interval (ft bgs)	October Gauging	April VOC Sampling	July PCB Sampling	October VOC Sampling	October PCB Sampling	Pump Type
MP-15 Port 1	Lower Wonewoc	177-187	x			x		Westbay
MP-15 Port 2	Lower Wonewoc	142-146	x			x		Westbay
MP-15 Port 3	Upper Wonewoc	120-125	x			x		Westbay
MP-15 Port 4	Upper Wonewoc	100-105	x			x		Westbay
MP-15 Port 5	Upper Wonewoc	88-92	x			x		Westbay
MP-16 Port 1	Lower Wonewoc	175-179	x			x		Westbay
MP-16 Port 2	Upper Wonewoc	140-144	x	x		x		Westbay
MP-16 Port 3	Upper Wonewoc	106-116	x			x		Westbay
MP-16 Port 4	Lower Lone Rock	80-84	x					NA
	Total Sample Points:		**55**	**15**	**10**	**40**	**10**	

Notes:

* = The GWE-1 influent sample results from quarterly performance monitoring will be used.

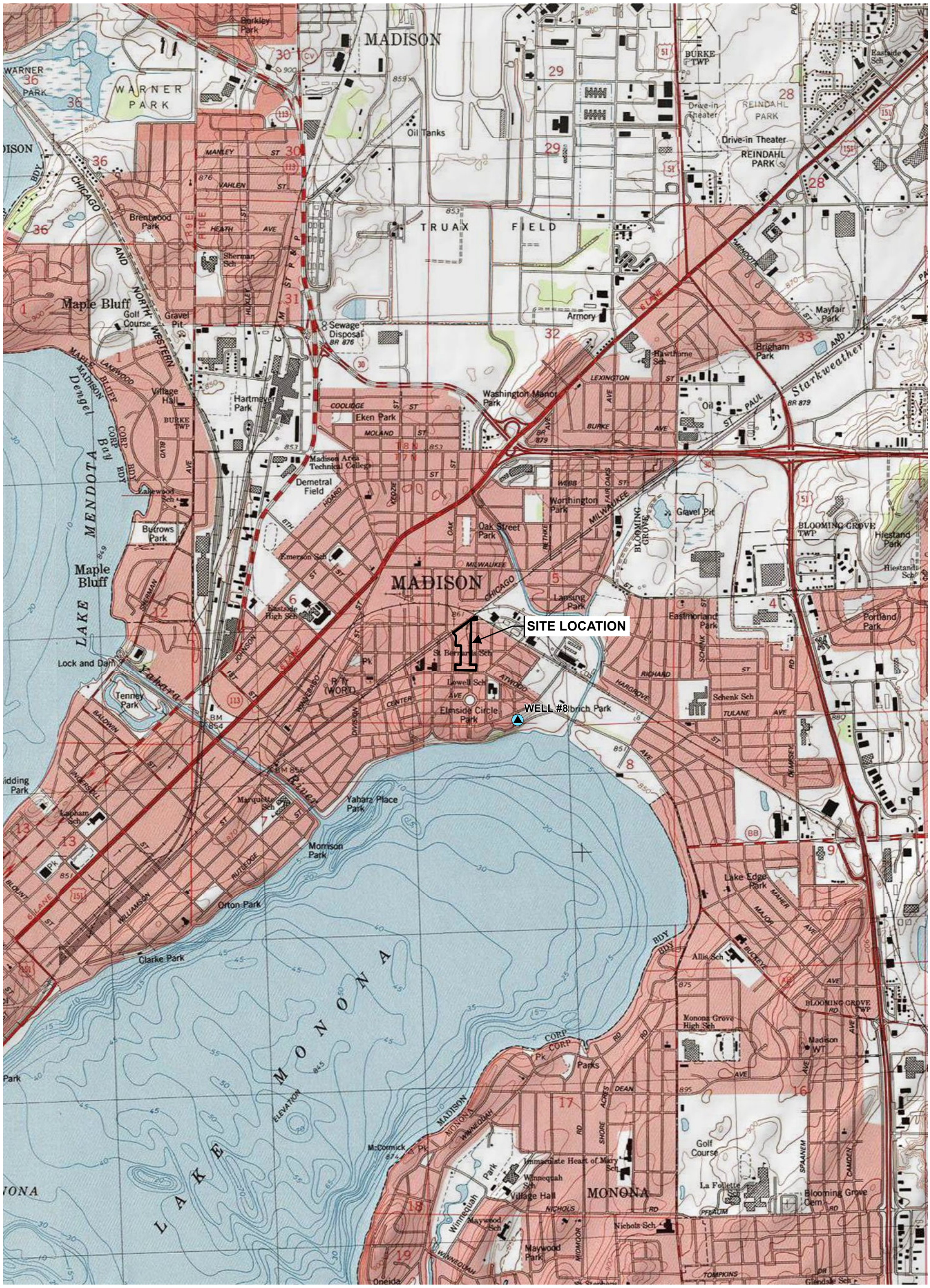

LEGEND

BASE MAP FROM USGS 7.5 MINUTE TOPOGRAPHIC QUADRANGLE SERIES, "USA TOPO MAPS" WEB BASEMAP SERVICE LAYER.

SITE PROPERTY BOUNDARY

MUNICIPAL SUPPLY WELL

0 2,000 4,000 FEET

1 " = 2,000 '
1:24,000

N

TRC
708 Heartland Trail
Suite 3000
Madison, WI 53717
Phone: 608.826.3600

PROJECT:

MADISON-KIPP CORPORATION
201 WAUBESA STREET
MADISON, WISCONSIN

TITLE:

SITE LOCATION MAP

DRAWN BY:	R. SUEMNICHT
CHECKED BY:	A. STEHN
APPROVED BY:	K. VATER
DATE:	JUNE 2021
PROJ. NO.:	419610
FILE:	419610-002slm.mxd

FIGURE 1

Plot Date: 6/7/2021, 09:26:09 AM by RSUEMNICHT -- LAYOUT: ANSI B (11"x17")
Path: S:\1-PROJECTS\MadisonKIPPCorp\MadisonWI\419610\419610-003.mxd

Coordinate System: NAD 1983 StatePlane Wisconsin South FIPS 4803 Feet (Foot US)
Map Rotation: 0

TRC - GIS

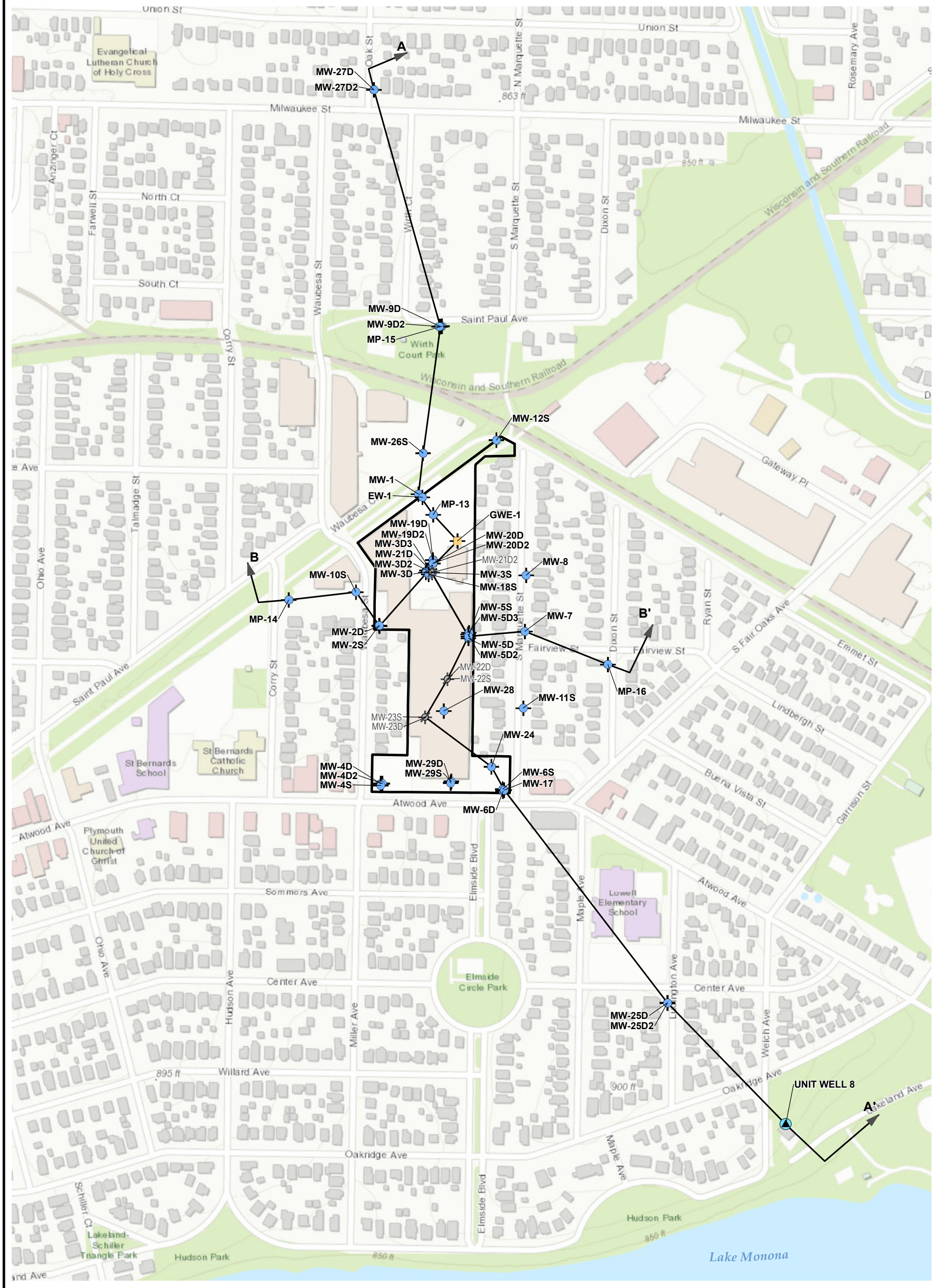

LEGEND

- SITE PROPERTY BOUNDARY
- CROSS SECTION
- GROUNDWATER EXTRACTION WELL
- MONITORING WELL
- MUNICIPAL SUPPLY WELL
- ABANDONED MONITORING WELL

BASE MAP FROM ESRI, "WORLD TOPOGRAPHIC MAP" WEB BASEMAP SERVICE LAYER.

0 300 600 FEET

1 " = 300 '
1:3,600

N

TRC
708 Heartland Trail
Suite 3000
Madison, WI 53717
Phone: 608.826.3600

PROJECT:
MADISON-KIPP CORPORATION
201 WAUBESA STREET
MADISON, WISCONSIN

TITLE:
WELL LOCATIONS MAP

DRAWN BY:	R. SUEMNICHT
CHECKED BY:	A. STEHN
APPROVED BY:	K. VATER
DATE:	JUNE 2021
PROJ. NO.:	419610
FILE:	419610-003.mxd

FIGURE 2

Plot Date: 6/7/2021, 09:27:50 AM by RSUEMNICHT -- LAYOUT: ANSI B (11"x17")
Path: S:\1-PROJECTS\MadisonKIPPCorp\MadisonWI\419610\419610-004.mxd

Coordinate System: NAD 1983 StatePlane Wisconsin South FIPS 4803 Feet (Foot US)
Map Rotation: 0

TRC - GIS

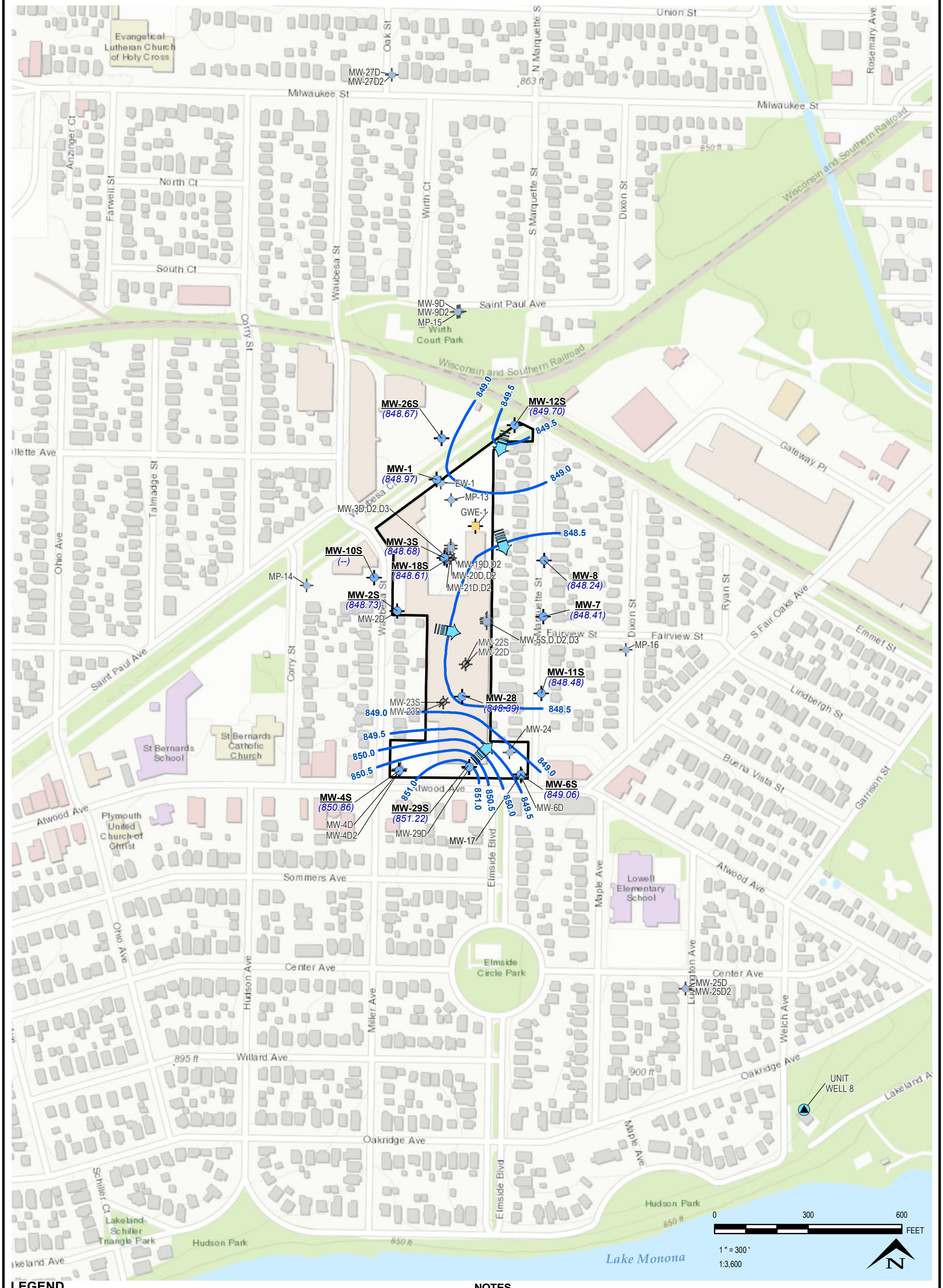

LEGEND

- SITE PROPERTY BOUNDARY
- GROUNDWATER ELEVATION CONTOUR (1' INTERVAL, DASHED WHERE INFERRED)
- GROUNDWATER FLOW DIRECTION
- ABANDONED MONITORING WELL
- MONITORING WELL
- GROUNDWATER EXTRACTION WELL
- MUNICIPAL SUPPLY WELL

NOTES

1. BASE MAP FROM ESRI, "WORLD TOPOGRAPHIC MAP", WEB BASEMAP SERVICE LAYER.
2. THE WATER TABLE LIES WITHIN UNCONSOLIDATED SEDIMENTS WHICH ARE PRESENT TO A DEPTH OF APPROXIMATELY 35 FT BELOW GROUND SURFACE (835 FT ABOVE MEAN SEA LEVEL).
3. WELLS SHOWN IN GRAY A RE NOT PART OF THIS GROUNDWATER UNIT.
4. GROUNDWATER ELEV ATIONS MEASURED OCTOBER 12, 2020.

TRC
708 Heartland Trail., Suite 3000
Madison, WI 53717
Phone: 608.826.3600

PROJECT:

MADISON-KIPP CORPORATION
201 WAUBESA STREET
MADISON, WISCONSIN

TITLE:

WATER TABLE ELEVATIONS OCTOBER 2020

DRAWN BY:	R. SUEMNICHT
CHECKED BY:	A. ENRIGHT
APPROVED BY:	S. SELLWOOD
DATE:	JUNE 2021
PROJ. NO.:	419610
FILE:	419610-004.mxd

FIGURE 3

Plot Date: 6/7/2021, 09:28:51 AM by RSUEMNICHT -- LAYOUT: ANSI B (11"x17")
Path: S:\1-PROJECTS\MadisonKIPPCorp\MadisonWI\419610\419610-005.mxd

Coordinate System: NAD 1983 StatePlane Wisconsin South FIPS 4803 Feet (Foot US)
Map Rotation: 0

TRC - GIS

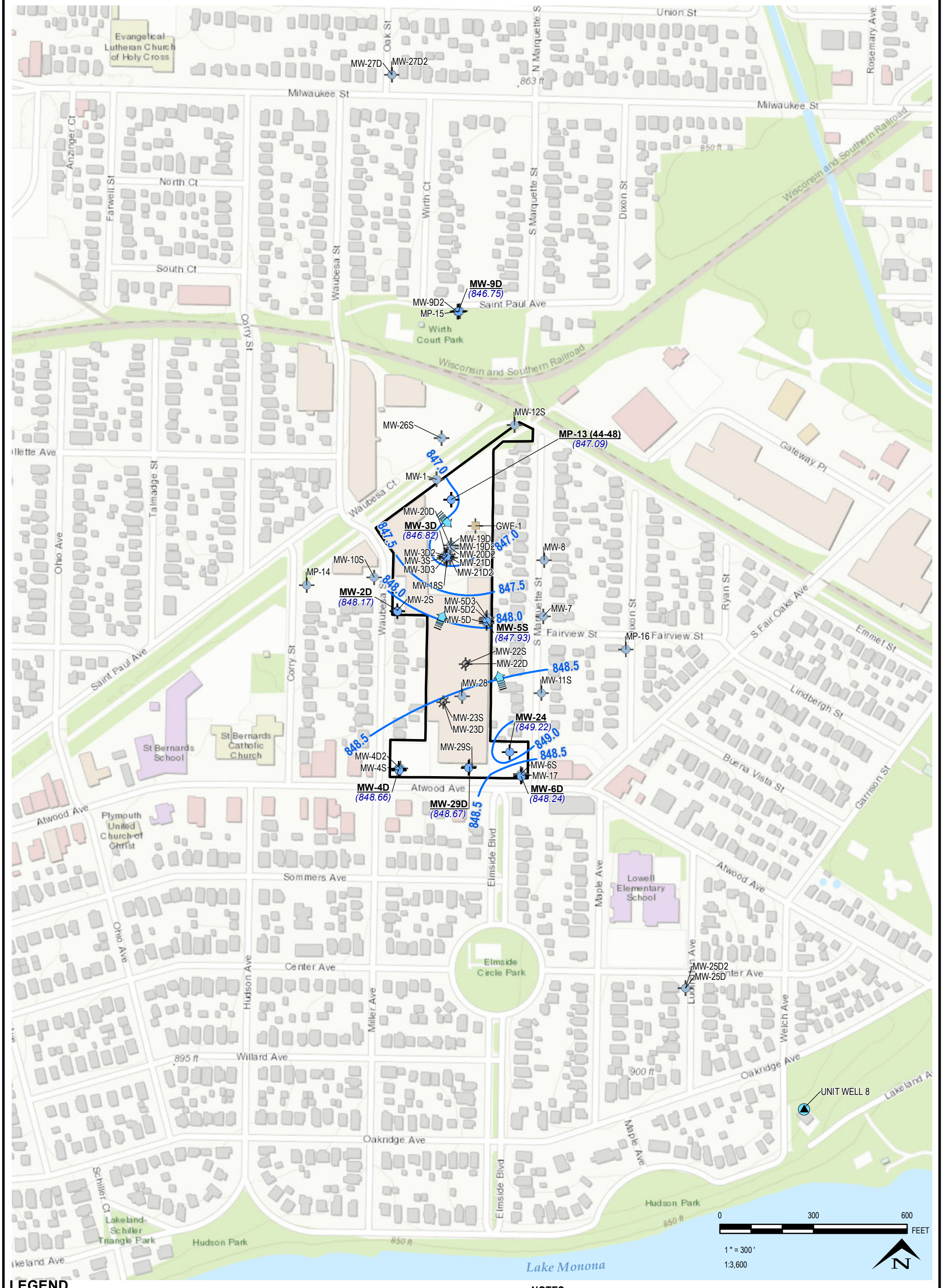

LEGEND

- SITE PROPERTY BOUNDARY
- GROUNDWATER ELEVATION CONTOUR (0.5' INTERVAL, DASHED WHERE INFERRED)
- GROUNDWATER FLOW
- ABANDONED MONITORING WELL
- MONITORING WELL
- GROUNDWATER EXTRACTION WELL
- MUNICIPAL SUPPLY WELL

NOTES

1. BASE MAP IMAGERY FROM, "WORLD TOPOGRAPHIC MAP" WEB BASEMAP SERVICE LAYER.
2. THE UPPER LONE ROCK FORMATION IS INTERPRETED TO BE APPROXIMATELY 35-60 FEET BELOW GROUND SURFACE (835-810 FEET ABOVE MEAN SEA LEVEL).
3. WELLS SHOWN IN GRAY ARE NOT PART OF THIS GROUND WATER UNIT.
4. GROUNDWATER ELEVATIONS MEASURED OCTOBER 12, 2020.

TRC
708 Heartland Trail., Suite 3000
Madison, WI 53717
Phone: 608.826.3600

PROJECT:
MADISON-KIPP CORPORATION
201 WAUBESA STREET
MADISON, WISCONSIN

TITLE:
UPPER LONE ROCK FORMATION POTENTIOMETRIC SURFACE OCTOBER 2020

DRAWN BY:	R. SUEMNICHT
CHECKED BY:	A. ENRIGHT
APPROVED BY:	S. SELLWOOD
DATE:	JUNE 2021
PROJ. NO.:	419610
FILE:	419610-005.mxd

FIGURE 4

Plot Date: 6/7/2021, 09:30:03 AM by RSUEMNICHT -- LAYOUT: ANSI B (11"x17")
Path: S:\1-PROJECTS\MadisonKIPPCorp\MadisonWI\419610\419610-006.mxd

Coordinate System: NAD 1983 StatePlane Wisconsin South FIPS 4803 Feet (Foot US)
Map Rotation: 0

TRC - GIS

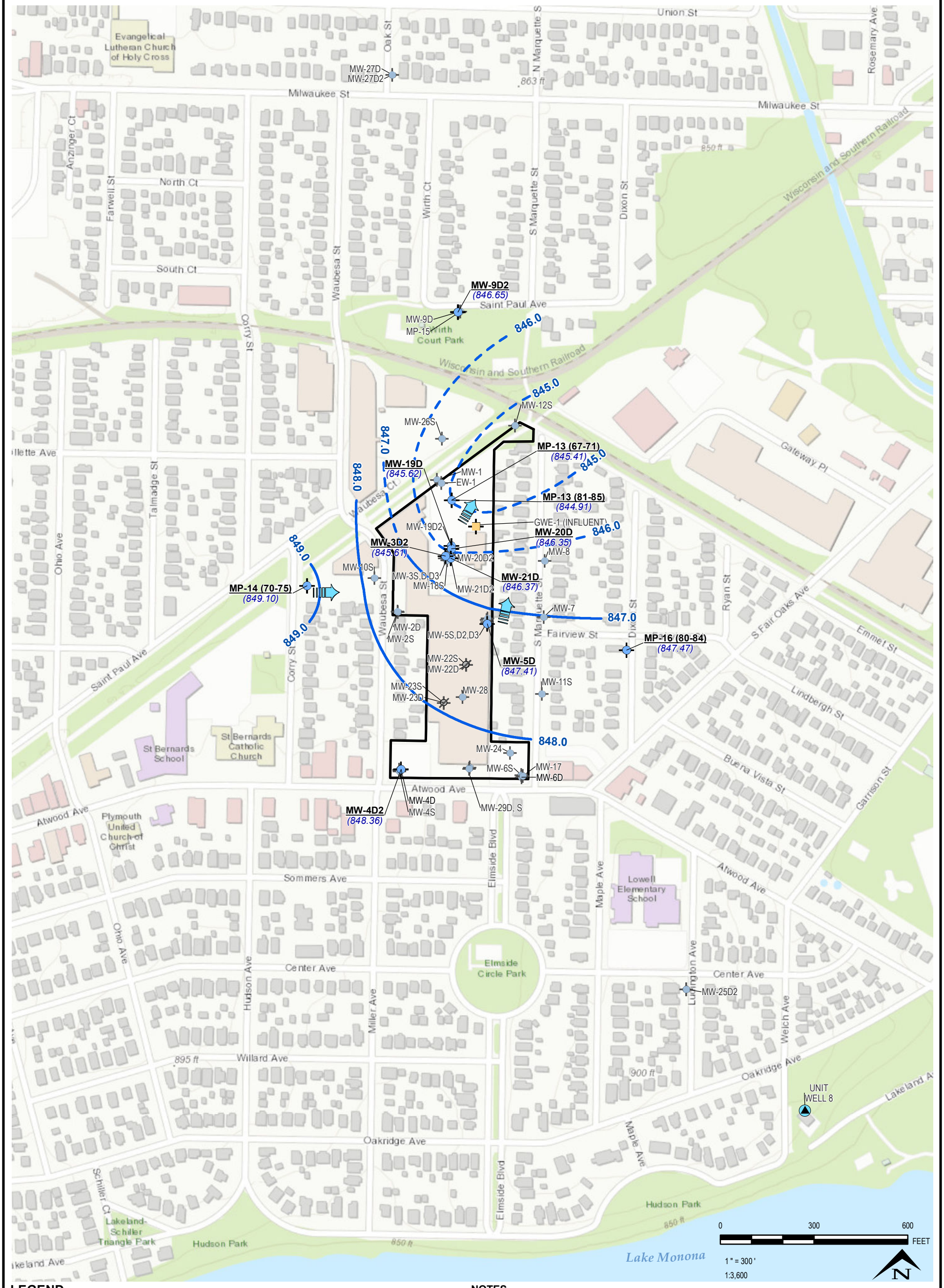

LEGEND

- SITE PROPERTY BOUNDARY
- GROUNDWATER ELEVATION CONTOUR (1' FT INTERVAL, DASHED WHERE INFERRED)
- GROUNDWATER FLOW DIRECTION
- ABANDONED MONITORING WELL
- MONITORING WELL
- GROUNDWATER EXTRACTION WELL
- MUNICIPAL SUPPLY WELL

NOTES

1. BASE MAP FROM ESRI, "WORLD TOPOGRAPHIC MAP", WEB BASEMAP SERVICE LAYER.
2. THE LOWER LONE ROCK FORMATION IS INTERPRETED TO BE FROM APPROXIMATELY 60-100 FEET BELOW GROUND SURFACE (810-770 FEET ABOVE MEAN SEA LEVEL).
3. WELLS SHOWN IN GRAY ARE NOT PART OF THIS GROUNDWATER UNIT.
4. GROUNDWATER ELEVATIONS MEASURED OCTOBER 12, 2020.
5. MW-3D2 NOT USED FOR CONTOURING.

TRC
708 Heartland Trail., Suite 3000
Madison, WI 53717
Phone: 608.826.3600

PROJECT:

MADISON-KIPP CORPORATION
201 WAUBESA STREET
MADISON, WISCONSIN

TITLE:

LOWER LONE ROCK FORMATION POTENTIOMETRIC SURFACE OCTOBER 2020

DRAWN BY:	R. SUEMNICHT
CHECKED BY:	A. ENRIGHT
APPROVED BY:	S. SELLWOOD
DATE:	JUNE 2021
PROJ. NO.:	419610
FILE:	419610-006.mxd

FIGURE 5

Plot Date: 6/7/2021, 09:30:50 AM by RSUEMNICHT -- LAYOUT: ANSI B (11"x17")
Path: S:\1-PROJECTS\MadisonKIPPCorp\MadisonWI\419610\419610-007.mxd

Coordinate System: NAD 1983 StatePlane Wisconsin South FIPS 4803 Feet (Foot US)
Map Rotation: 0

TRC - GIS

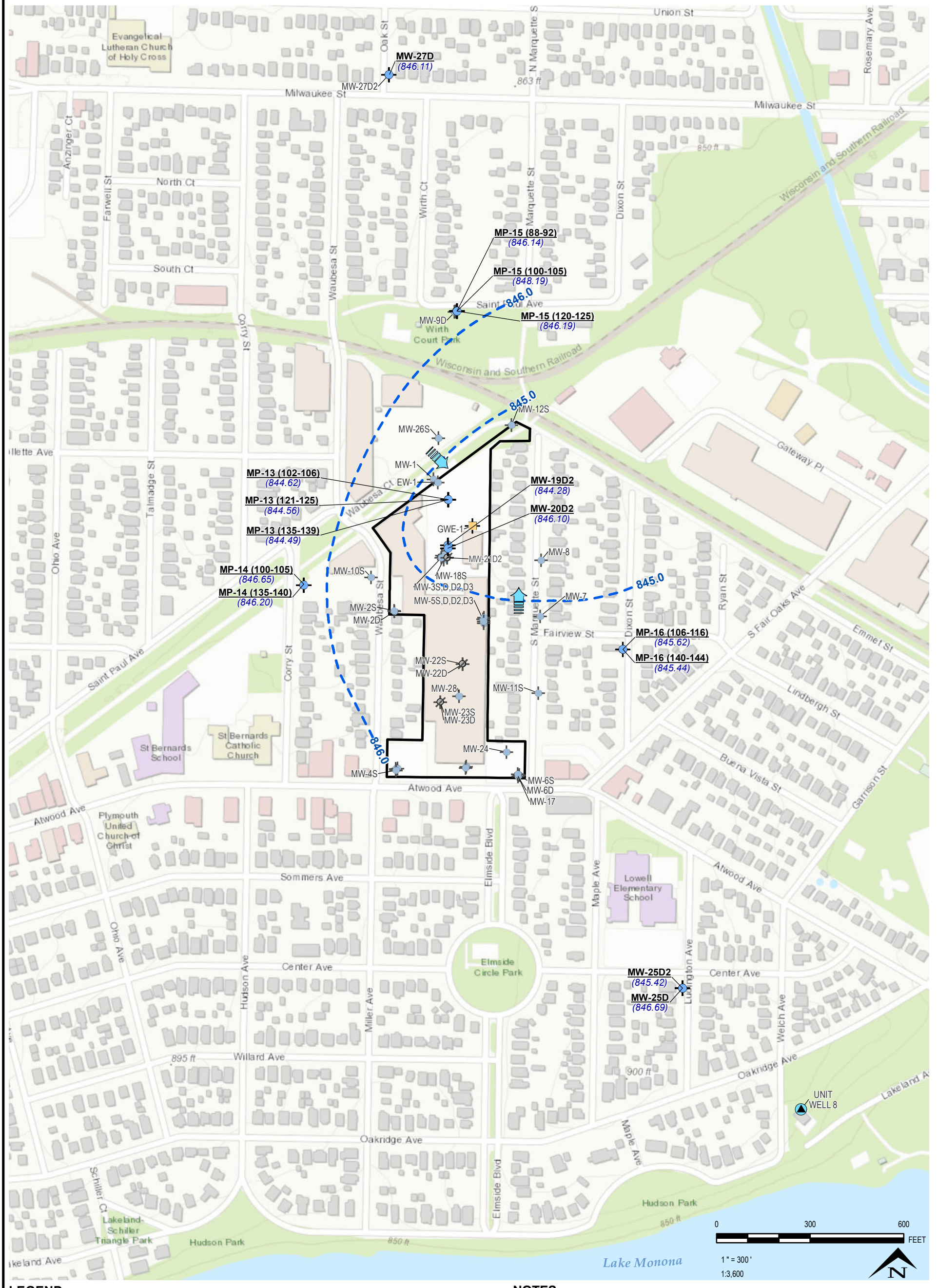

LEGEND

- SITE PROPERTY BOUNDARY
- GROUNDWATER ELEVATION CONTOUR (1' FT INTERVAL, DASHED WHERE INFERRED)
- GROUNDWATER FLOW DIRECTION
- ABANDONED MONITORING WELL
- MONITORING WELL
- GROUNDWATER EXTRACTION WELL
- MUNICIPAL SUPPLY WELL

NOTES

1. BASE MAP FROM ESRI, "WORLD TOPOGRAPHIC MAP", WEB BASEMAP SERVICE LAYER.
2. THE UPPER WONEWOC FORMATION IS INTERPRETED TO BE FROM APPROXIMATELY 100-155 FEET BELOW GROUND SURFACE (770 -715 FEET ABOVE MEAN SEA LEVEL) .
3. WELLS SHOWN IN GRAY ARE NOT PART OF THI S GROUNDWATER UNIT.
4. GROUNDWATE R ELEVATIONS MEASURED OCTOBER 12, 2020.

TRC
708 Heartland Trail., Suite 3000
Madison, WI 53717
Phone: 608.826.3600

PROJECT:
MADISON-KIPP CORPORATION
201 WAUBESA STREET
MADISON, WISCONSIN

TITLE:
UPPER WONEWOC FORMATION POTENTIOMETRIC SURFACE OCTOBER 2020

DRAWN BY:	R. SUEMNICHT
CHECKED BY:	A. ENRIGHT
APPROVED BY:	S. SELLWOOD
DATE:	JUNE 2021
PROJ. NO.:	419610
FILE:	419610-007.mxd

FIGURE 6

Plot Date: 6/7/2021, 09:31:45 AM by RSUEMNICHT -- LAYOUT: ANSI B (11"x17")
Path: S:\1-PROJECTS\MadisonKIPPCorp\MadisonWI\419610\419610-008.mxd

Coordinate System: NAD 1983 StatePlane Wisconsin South FIPS 4803 Feet (Foot US)
Map Rotation: 0

TRC - GIS

MW-27D2 (846.06)
MW-27D
MP-15 (142-146) (846.07)
MW-9D
MW-9D2
MP-15 (177-187) (845.97)
MW-12S
MW-26S
MW-1
MP-13 (163-167) (844.68)
MW-20D
MW-19D2
MW-19D
GWE-1
MW-3D2
MW-3S
MW-3D
MW-20D2
MW-8
MW-10S
MW-18S
MW-21D
MW-21D2
MW-3D3 (844.79)
MW-5D2 (844.96)
MW-5D3 (845.10)
MW-7
MW-2D
MW-2S
MW-5S
MW-5D
MP-14 (170-178) (845.95)
MW-22D
MW-22S
MW-11S
MP-16 (175-179) (845.13)
MW-28
MW-23D
MW-23S
MW-24
MW-6D
MW-6S
MW-17 (845.14)
MW-4S
MW-4D
MW-4D2
MW-29D, S
MW-25D2
MW-25D
UNIT WELL 8
846.0
845.5
845.0
Union St
Milwaukee St
Oak St
N Marquette St
Rosemary Ave
Anzinger Ct
Farwell St
North Ct
South Ct
Waubesa St
Wirth Ct
S Marquette St
Dixon St
Wisconsin and Southern Railroad
Corry St
Wirth Court Park
Saint Paul Ave
St Bernards School
St Bernards Catholic Church
Atwood Ave
Plymouth United Church of Christ
Sommers Ave
Ohio Ave
Talmadge St
Hudson Ave
Center Ave
Willard Ave
Miller Ave
Elmside Blvd
Elmside Circle Park
Maple Ave
Lowell Elementary School
Lexington Ave
Welch Ave
Oakridge Ave
Fairview St
Ryan St
S Fair Oaks Ave
Emmet St
Lindbergh St
Buena Vista St
Garrison St
Gateway Pl
Lakeland Ave
Schiller Ct
Lakeland-Schiller Triangle Park
Hudson Park
Lake Monona
895 ft
900 ft
850 ft
863 ft
0 300 600 FEET
1 " = 300 '
1:3,600
N

LEGEND

- SITE PROPERTY BOUNDARY
- GROUNDWATER ELEVATION CONTOUR (0.5' INTERVAL, DASHED WHERE INFERRED)
- GROUNDWATER FLOW
- ABANDONED MONITORING WELL
- MONITORING WELL
- GROUNDWATER EXTRACTION WELL
- MUNICIPAL SUPPLY WELL

NOTES

1. BASE MAP IMAGERY FROM ESRI, "WORLD TOPOGRAPHIC MAP" WEB BASEMAP SERVICE LAYER.
2. THE LOWER WONEWOC FORMATION IS INTERPRETED TO BE FROM APPROXIMATELY 155-240 FEET BELOW GROUND SURFACE (715- 630 FEET ABOVE MEAN SEA LEVEL).
3. WELLS SHOWN IN GRAY ARE NOT PART OF THIS GROUNDWATER UNIT.
4. GROUNDWATER ELEVATIONS MEASURED OCTOBER 12, 2020.

TRC
708 Heartland Trail., Suite 3000
Madison, WI 53717
Phone: 608.826.3600

PROJECT:
MADISON-KIPP CORPORATION
201 WAUBESA STREET
MADISON, WISCONSIN

TITLE:
LOWER WONEWOC FORMATION POTENTIOMETRIC SURFACE OCTOBER 2020

DRAWN BY:	R. SUEMNICHT
CHECKED BY:	A. ENRIGHT
APPROVED BY:	S. SELLWOOD
DATE:	JUNE 2021
PROJ. NO.:	419610
FILE:	419610-008.mxd

FIGURE 7

Plot Date: 6/7/2021, 09:32:31 AM by RSUEMNICHT -- LAYOUT: ANSI B (11"x17")
Path: S:\1-PROJECTS\MadisonKIPPCorp\MadisonWI\419610\419610-009.mxd
Coordinate System: NAD 1983 StatePlane Wisconsin South FIPS 4803 Feet (Foot US)
Map Rotation: 0
TRC - GIS

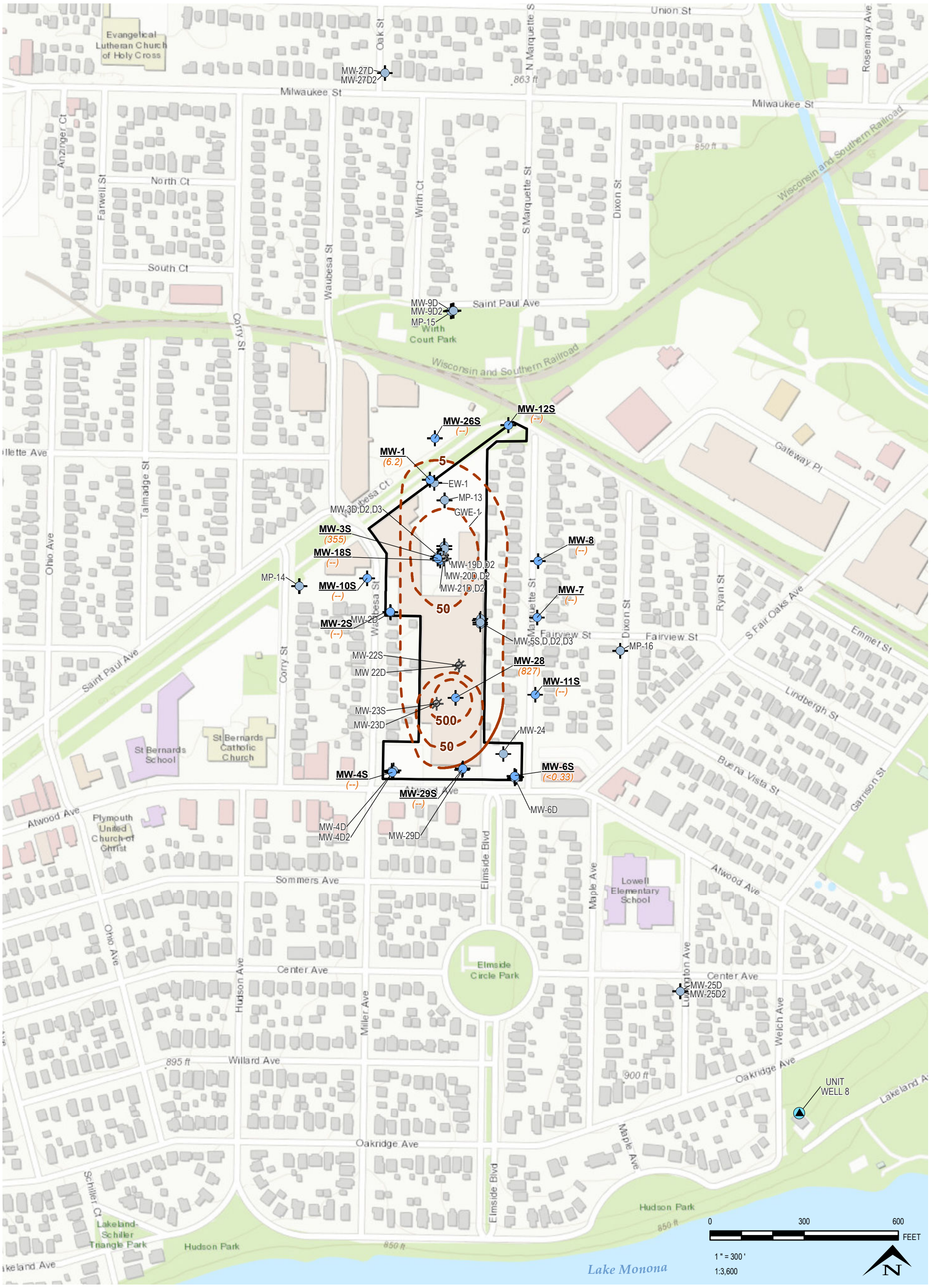

LEGEND

- SITE PROPERTY BOUNDARY
- ABANDONED MONITORING WELL
- MONITORING WELL
- MUNICIPAL SUPPLY WELL
- (7.5) PCE CONCENTRATION [µg/L]
- (--) NOT SAMPLED
- PCE ISOCONCENTRATION CONTOUR (µg/L, DASHED WHERE INFERRED)

NOTES

1. BASE MAP FROM ESRI, "WORLD TOPOGRAPHIC MAP", WEB BASEMAP SERVICE LAYER.
2. THE WATER TABLE LIES WITHIN UNCONSOLIDATED SEDIMENTS WHICH ARE PRESENT TO A DEPTH OF APPROXIMATELY 35 FT BELOW GROUND SURFACE (835 FT ABOVE MEAN SEA LEVEL).
3. WELLS SHOWN IN GRAY ARE NOT PART OF THIS GROUNDWATER UNIT.
4. WELLS SAMPLED 10/12/2020.
5. DATA QUALIFIERS NOT INCLUDED, SEE TABLES OR LABORATORY REPORTS.

TRC
708 Heartland Trail., Suite 3000
Madison, WI 53717
Phone: 608.826.3600

PROJECT:
MADISON-KIPP CORPORATION
201 WAUBESA STREET
MADISON, WISCONSIN

TITLE:
WATER TABLE
TETRACHLOROETHENE (PCE) ISOCONCENTRATIONS
OCTOBER 2020

DRAWN BY:	R. SUEMNICHT
CHECKED BY:	A. ENRIGHT
APPROVED BY:	S. SELLWOOD
DATE:	JUNE 2021
PROJ. NO.:	419610
FILE:	419610-009.mxd

FIGURE 8

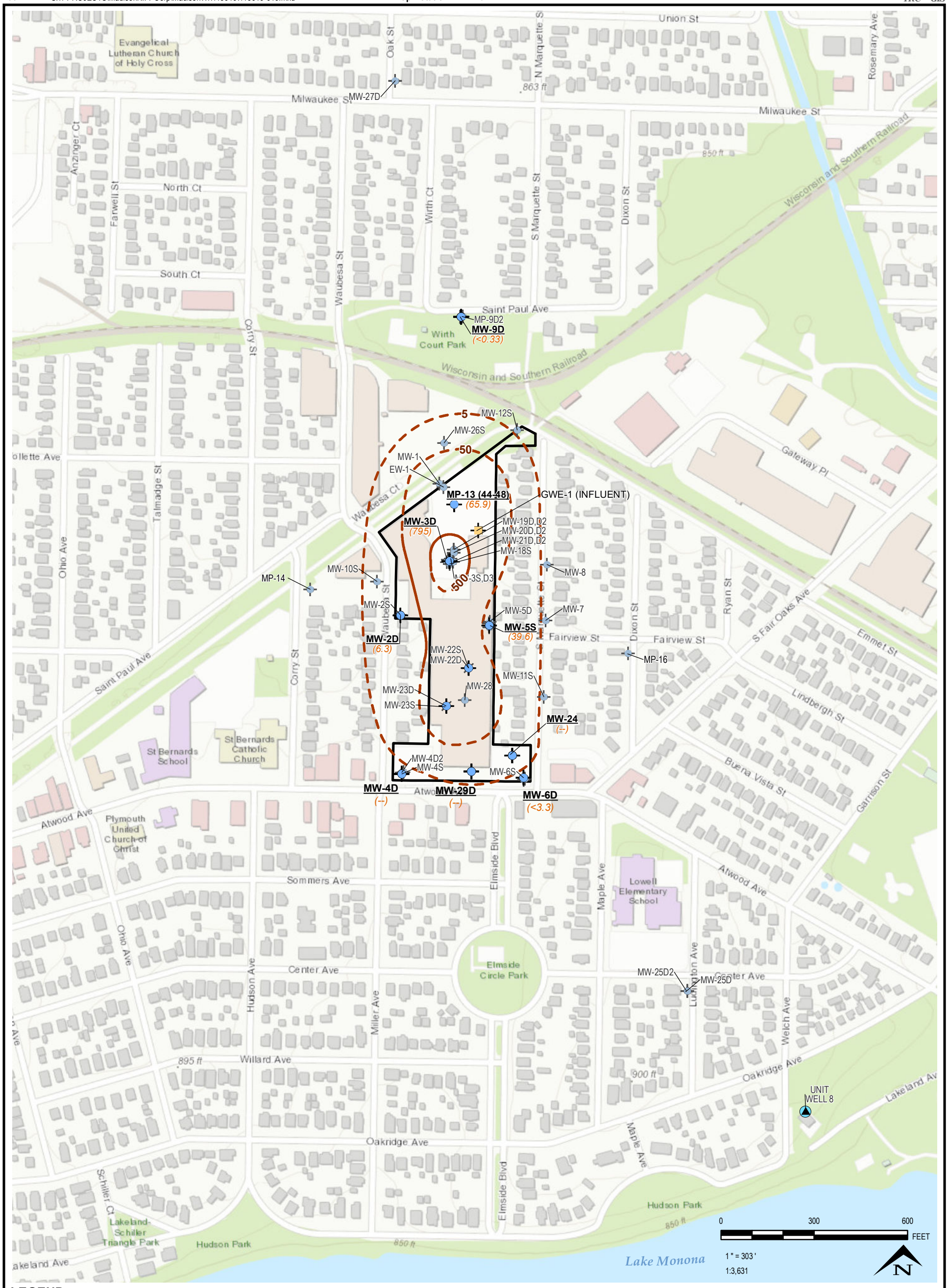

LEGEND

- SITE PROPERTY BOUNDARY
- ABANDONED MONITORING WELL
- MONITORING WELL
- GROUNDWATER EXTRACTION WELL
- MUNICIPAL SUPPLY WELL
- (7.5) PCE CONCENTRATION [µg/L]
- (--) NOT SAMPLED
- PCE ISOCONCENTRATION CONTOUR (µg/L, DASHED WHERE INFERRED)

NOTES

1. BASE MAP FROM ESRI, "WORLD TOPOGRAPHIC MAP", WEB BASEMAP SERVICE LAYER.
2. THE UPPER LONE ROCK FORMATION IS INTERPRETED TO BE FROM APPROXIMATELY 35-60 FEET BELOW GROUND SURFACE (835-810 FEET ABOVE MEAN SEA LEVEL.
3. WELLS SHOWN IN GRAY ARE NOT PART OF THIS GROUNDWATER UNIT.
4. WELLS SAMPLED 10/12/2020.
5. DATA QUALIFIERS NOT INCLUDED, SEE TABLES OR LABORATORY REPORTS.

TRC
708 Heartland Trail., Suite 3000
Madison, WI 53717
Phone: 608.826.3600

PROJECT:
MADISON-KIPP CORPORATION
201 WAUBESA STREET
MADISON, WISCONSIN

TITLE:
UPPER LONE ROCK FORMATION TETRACHLOROETHENE (PCE) ISOCONCENTRATIONS OCTOBER 2020

DRAWN BY:	R. SUEMNICHT
CHECKED BY:	A. ENRIGHT
APPROVED BY:	S. SELLWOOD
DATE:	JUNE 2021
PROJ. NO.:	419610
FILE:	419610-010.mxd

FIGURE 9

Plot Date: 6/7/2021, 09:34:22 AM by RSUEMNICHT -- LAYOUT: ANSI B (11"x17")
Path: S:\1-PROJECTS\MadisonKIPPCorp\MadisonWI\419610\419610-011.mxd

Coordinate System: NAD 1983 StatePlane Wisconsin South FIPS 4803 Feet (Foot US)
Map Rotation: 0

TRC - GIS

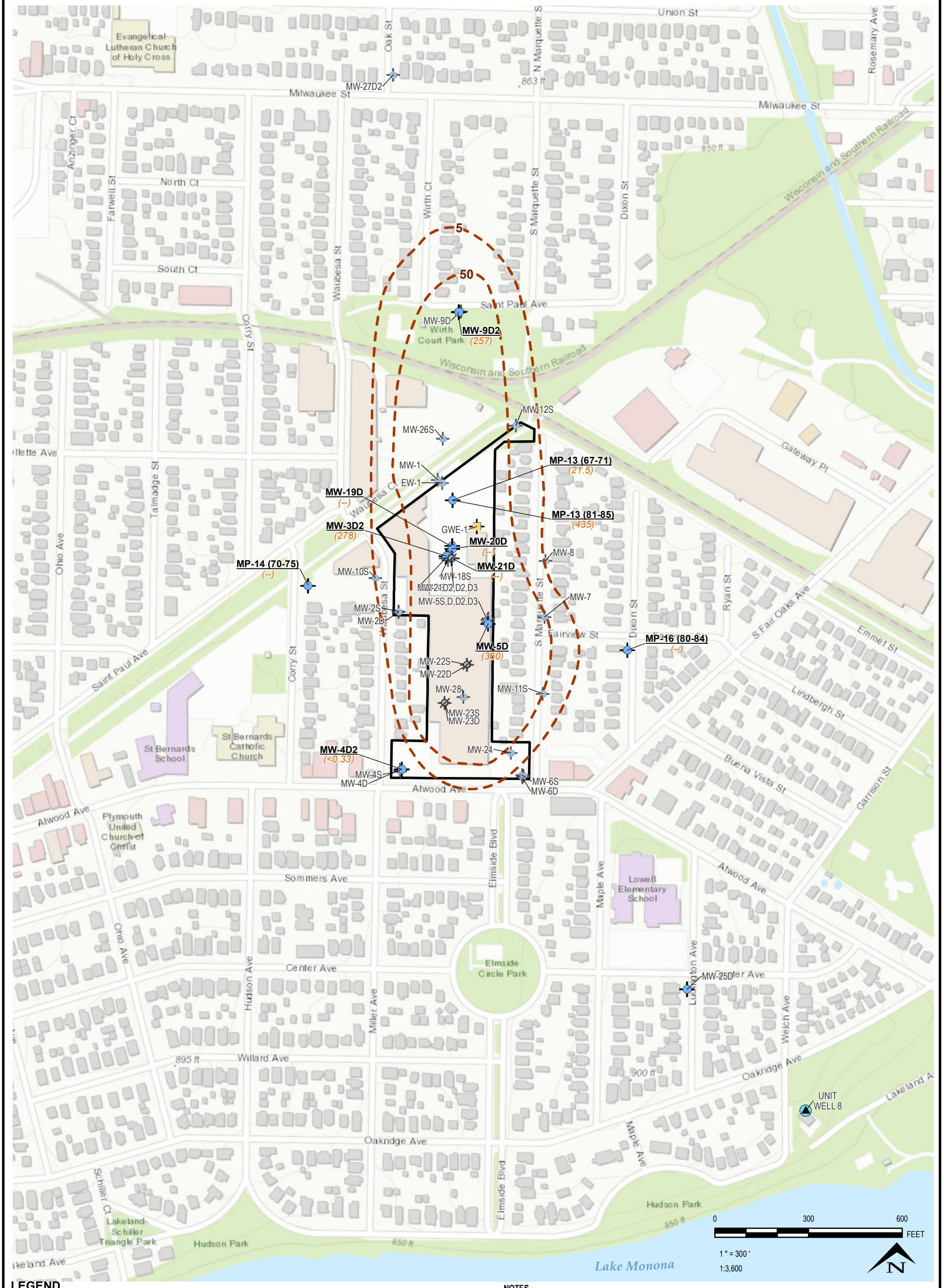

LEGEND

- SITE PROPERTY BOUNDARY
- ABANDONED MONITORING WELL
- MONITORING WELL
- GROUNDWATER EXTRACTION WELL
- MUNICIPAL SUPPLY WELL
- *(7.5)* PCE CONCENTRATION [µg/L]
- *(--)* NOT SAMPLED
- PCE ISOCONCENTRATION CONTOUR (µg/L, DASHED WHERE INFERRED)

NOTES

1. BASE MAP FROM ESRI, "WORLD TOPOGRAPHIC MAP", WEB BASEMAP SERVICE LAYER.
2. THE LOWER LONE ROCK FORMATION IS INTERPRETED TO BE FROM APPROXIMATELY 60 – 100 FEET BELOW GROUND SURFACE (810-770 FEET ABOVE MEAN SEA LEVEL).
3. WELLS SHOWN IN GRAY ARE NOT PART OF THIS GROUNDWATER UNIT.
4. WELLS SAMPLED 10/12/2020.
5. DATA QUALIFIERS NOT INCLUDED, SEE TABLES OR LAB ORATORY REPORTS.

TRC
708 Heartland Trail., Suite 3000
Madison, WI 53717
Phone: 608.826.3600

PROJECT:
MADISON-KIPP CORPORATION
201 WAUBESA STREET
MADISON, WISCONSIN

TITLE:
LOWER LONE ROCK FORMATION
TETRACHLOROETHENE (PCE) ISOCONCENTRATIONS
OCTOBER 2020

DRAWN BY:	R. SUEMNICHT
CHECKED BY:	A. ENRIGHT
APPROVED BY:	S. SELLWOOD
DATE:	JUNE 2021
PROJ. NO.:	419610
FILE:	419610-011.mxd

FIGURE 10

Plot Date: 6/7/2021, 09:35:11 AM by RSUEMNICHT -- LAYOUT: ANSI B (11"x17")
Path: S:\1-PROJECTS\MadisonKIPPCorp\MadisonWI\419610\419610-012.mxd

Coordinate System: NAD 1983 StatePlane Wisconsin South FIPS 4803 Feet (Foot US)
Map Rotation: 0

TRC - GIS

MW-27D (0.87)
MW-27D2
MP-15 (120-125) (943)
MP-15 (88-92) (159)
MW-9D
MP-15 (100-105) (581)
MW-12S
MW-26S
MP-13 (102-106) (721)
MW-1
EW-1
MP-13 (121-125) (602)
MP-13 (135-139) (2540)
MP-14 (135-140) (140)
MP-14 (100-105) (1.1)
MW-19D2 (--)
GWE-1
MW-20D2 (--)
MW-21D2
MW-18S
MW-3S,D,D2,D3
MW-5S,D,D2,D3
MW-10S
MW-2S
MW-2D
MW-8
MW-7
MP-16 (106-116) (62.6)
MP-16 (140-144) (62.7)
MW-22S
MW-22D
MW-28
MW-23S
MW-23D
MW-11S
MW-24
MW-4D2
MW-4D
MW-4S
MW-17
MW-6S
MW-6D
MW-25D2 (<0.33)
MW-25D (<0.33)
UNIT WELL 8
500
50
5
Evangelical Lutheran Church of Holy Cross
Milwaukee St
Union St
Oak St
N Marquette St
Rosemary Ave
Anzinger Ct
Farwell St
North Ct
South Ct
Wirth Ct
S Marquette St
Dixon St
Wisconsin and Southern Railroad
Waubesa St
Corry St
Saint Paul Ave
Wirth Court Park
Gateway Pl
Talmadge St
Ohio Ave
Fairview St
Emmet St
Lindbergh St
Buena Vista St
Garrison St
St Bernards School
St Bernards Catholic Church
Plymouth United Church of Christ
Atwood Ave
Sommers Ave
Elmside Blvd
Maple Ave
Lowell Elementary School
Center Ave
Elmside Circle Park
Hudson Ave
Miller Ave
Willard Ave
Oakridge Ave
Schiller Ct
Lakeland-Schiller Triangle Park
Hudson Park
Lake Monona
Lakeland Ave
Lexington Ave
Welch Ave
863 ft
850 ft
895 ft
900 ft
0 300 600 FEET
1 " = 300 '
1:3,600
N

LEGEND

- SITE PROPERTY BOUNDARY
- GROUNDWATER EXTRACTION WELL
- MONITORING WELL
- MUNICIPAL SUPPLY WELL
- ABANDONED MONITORING WELL
- (7.5) PCE CONCENTRATION [µg/L]
- (--) NOT SAMPLED
- PCE ISOCONCENTRATION CONTOUR (µg/L, DASHED WHERE INFERRED)

NOTES

1. BASE MAP FROM ESRI, "WORLD TOPOGRAPHIC MAP", WEB BASEMAP SERVICE LAYER.
2. THE UPPER WONEWOC FORMATION IS INTERPRETED TO BE FROM APPROXIMATELY 100 -155 FEET BELOW GROUND SURFACE (770 – 715 FEET ABOVE MEAN SEA LEVEL).
3. WELLS SHOWN IN GRAY ARE NOT PART OF THIS GROUNDWATER UNIT.
4. WELLS SAMPLED 10/12/2020.
5. DATA QUALIFIERS NOT INCLUDED, SEE TABLES OR LABORATORY REPORTS.

TRC
708 Heartland Trail., Suite 3000
Madison, WI 53717
Phone: 608.826.3600

PROJECT:
MADISON-KIPP CORPORATION
201 WAUBESA STREET
MADISON, WISCONSIN

TITLE:
UPPER WONEWOC FORMATION
TETRACHLOROETHENE (PCE) ISOCONCENTRATIONS
OCTOBER 2020

DRAWN BY:	R. SUEMNICHT
CHECKED BY:	A. ENRIGHT
APPROVED BY:	S. SELLWOOD
DATE:	JUNE 2021
PROJ. NO.:	419610
FILE:	419610-012.mxd

FIGURE 11

Plot Date: 6/7/2021, 09:36:13 AM by RSUEMNICHT -- LAYOUT: ANSI B (11"x17")
Path: S:\1-PROJECTS\MadisonKIPPCorp\MadisonWI\419610\419610-013.mxd

Coordinate System: NAD 1983 StatePlane Wisconsin South FIPS 4803 Feet (Foot US)
Map Rotation: 0

TRC - GIS

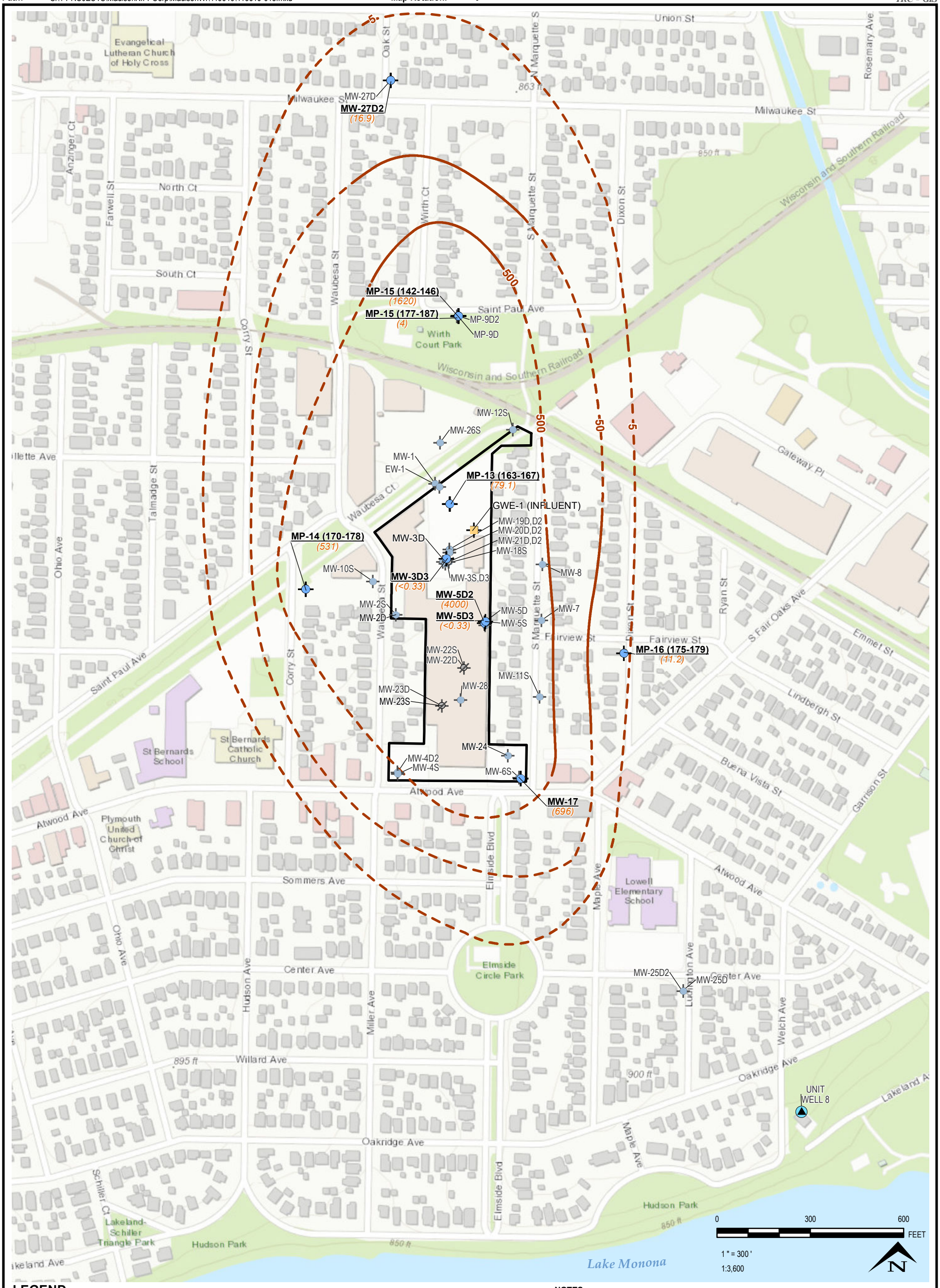

LEGEND

- SITE PROPERTY BOUNDARY
- ABANDONED MONITORING WELL
- MONITORING WELL
- GROUNDWATER EXTRACTION WELL
- MUNICIPAL SUPPLY WELL
- (7.5) PCE CONCENTRATION [µg/L]
- (--) NOT SAMPLED
- PCE ISOCONCENTRATION CONTOUR (µg/L, DASHED WHERE INFERRED)

NOTES

1. BASE MAP FROM ESRI, "WORLD TOPOGRAPHIC MAP", WEB BASEMAP SERVICE LAYER.
2. THE LOWER WONEWOC FORMATION IS INTERPRETED TO BE FROM APPROXIMATELY 155 -240 FEET BELOW GROUND SURFACE (715-630 FEET ABOVE MEAN SEA LEVEL).
3. WELLS SHOWN IN GRAY ARE NOT PART OF THIS GROUNDWATER UNIT.
4. WELLS SAMPLED 10/12/2020.
5. DATA QUALIFIERS NOT INCLUDED, SEE TABLES OR LABORATORY REPORTS.

TRC
708 Heartland Trail., Suite 3000
Madison, WI 53717
Phone: 608.826.3600

PROJECT:
MADISON-KIPP CORPORATION
201 WAUBESA STREET
MADISON, WISCONSIN

TITLE:
LOWER WONEWOC FORMATION
TETRACHLOROETHENE (PCE) ISOCONCENTRATIONS
OCTOBER 2020

DRAWN BY:	R. SUEMNICHT
CHECKED BY:	A. ENRIGHT
APPROVED BY:	S. SELLWOOD
DATE:	JUNE 2021
PROJ. NO.:	419610
FILE:	419610-013.mxd

FIGURE 12

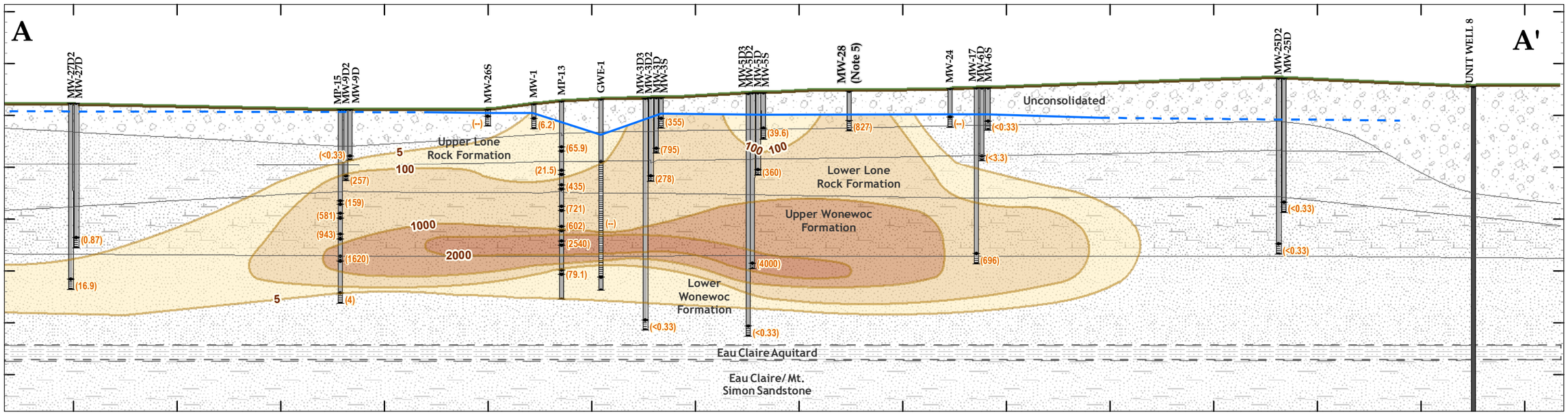

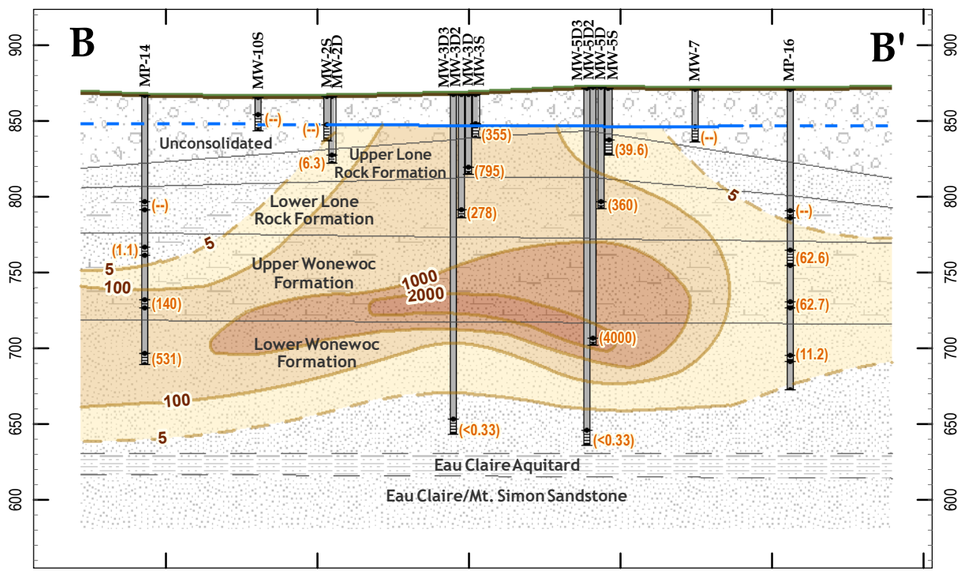

LEGEND

WELL CONSTRUCTION
- WELL RISER
- WELL CASING
- WELL SCREEN

WATER TABLE ELEVATION

(550) PCE CONCENTRATION [µg/L]

(--) NOT SAMPLED

PCE CONCENTRATIONS IN GROUNDWATER (DASHED WHERE INFERRED)
- < 5 µg/L
- 5 - <100 µg/L
- 100 - <1000 µg/L
- 1000 - <2000 µg/L
- >2000 µg/L

NOTES

1. SEE FIGURE 2 FOR PLAN VIEW CROSS SECTION LOCATIONS.
2. FEATURES SHOWN ARE APPROXIMATE
3. DATA QUALIFIERS NOT INCLUDED, SEE TABLES OR LABORATORY REPORTS.
4. WELLS SAMPLED BETWEEN 10/12/2020-10/20/2020.
5. LOCATION OF MW-28 IS PROJECTED BASED ON CROSS-SECTION A-A' SHOWN ON FIGURE 2.
6. GWE-1 ANALYTICAL SAMPLE COLLECTED SEPTEMBER 2020.
7. MW-10S MEASURED GROUNDWATER DEPTH NOT USED FOR GROUNDWATER ELEVATION CONTOURING.

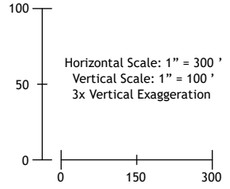

PROJECT:
MADISON-KIPP CORPORATION
201 WAUBESA STREET
MADISON, WISCONSIN

TITLE:
GEOLOGIC CROSS SECTIONS A-A' AND B-B'
TETRACHLOROETHENE (PCE) CONCENTRATIONS - OCTOBER 2020

DRAWN BY:	R. SUEMNICHT	PROJ NO.:	419610
CHECKED BY:	A. ENRIGHT		
APPROVED BY:	S. SELLWOOD		**FIGURE 13**
DATE:	JUNE 2021		

TRC
708 Heartland Trail, Suite 3000
Madison, WI 53717
Phone: 608.826.3600
www.trcsolutions.com

FILE NO.: 419610-014.mxd

TRC - GIS
Coordinate System: (None Defined)
Map Rotation: 0
Plot Date: 6/7/2021, 09:38:24 AM by RSUEMNICHT -- LAYOUT: ANSI B(11"x17")
Path: S:\1-PROJECTS\Madison\KIPPCorp\Madison\WI\419610\419610-014.mxd

Plot Date: 6/7/2021, 09:41:27 AM by RSUEMNICHT -- LAYOUT: ANSI B (11"x17")
Path: S:\1-PROJECTS\MadisonKIPPCorp\MadisonWI\419610\419610-015.mxd
Coordinate System: NAD 1983 StatePlane Wisconsin South FIPS 4803 Feet (Foot US)
Map Rotation: 0
TRC - GIS

LEGEND

- SITE PROPERTY BOUNDARY
- SOIL EXTRACTION WELL
- VAPOR MONITORING POINT
- VAPOR MONITORING POINT (PROPOSED 2018 SAMPLING)
- VAPOR MONITORING POINT (LOST)

NOTES

1. BASE MAP IMAGERY FROM ESRI/DIGITAL GLOBE, 2018.
2. PARCEL INFORMATION FROM WISCONSIN STATE CARTOGRAPHER'S OFFICE, 2018

0 100 200 FEET

1 " = 100 '
1:1,200

N

TRC
708 Heartland Trail
Suite 3000
Madison, WI 53717
Phone: 608.826.3600

PROJECT:
MADISON-KIPP CORPORATION
201 WAUBESA STREET
MADISON, WISCONSIN

TITLE:
SOIL VAPOR EXTRACTION WELL AND VAPOR MONITORING POINT LOCATION MAP

DRAWN BY:	R. SUEMNICHT
CHECKED BY:	A. STEHN
APPROVED BY:	S. SELLWOOD
DATE:	JUNE 2021
PROJ. NO.:	419610
FILE:	419610-015.mxd

FIGURE 14

Plot Date: 6/7/2021, 09:43:49 AM by RSUEMNICHT -- LAYOUT: ANSI B (11"x17")
Path: S:\1-PROJECTS\MadisonKIPPCorp\MadisonWI\419610\419610-016.mxd
Coordinate System: NAD 1983 StatePlane Wisconsin South FIPS 4803 Feet (Foot US)
Map Rotation: 0

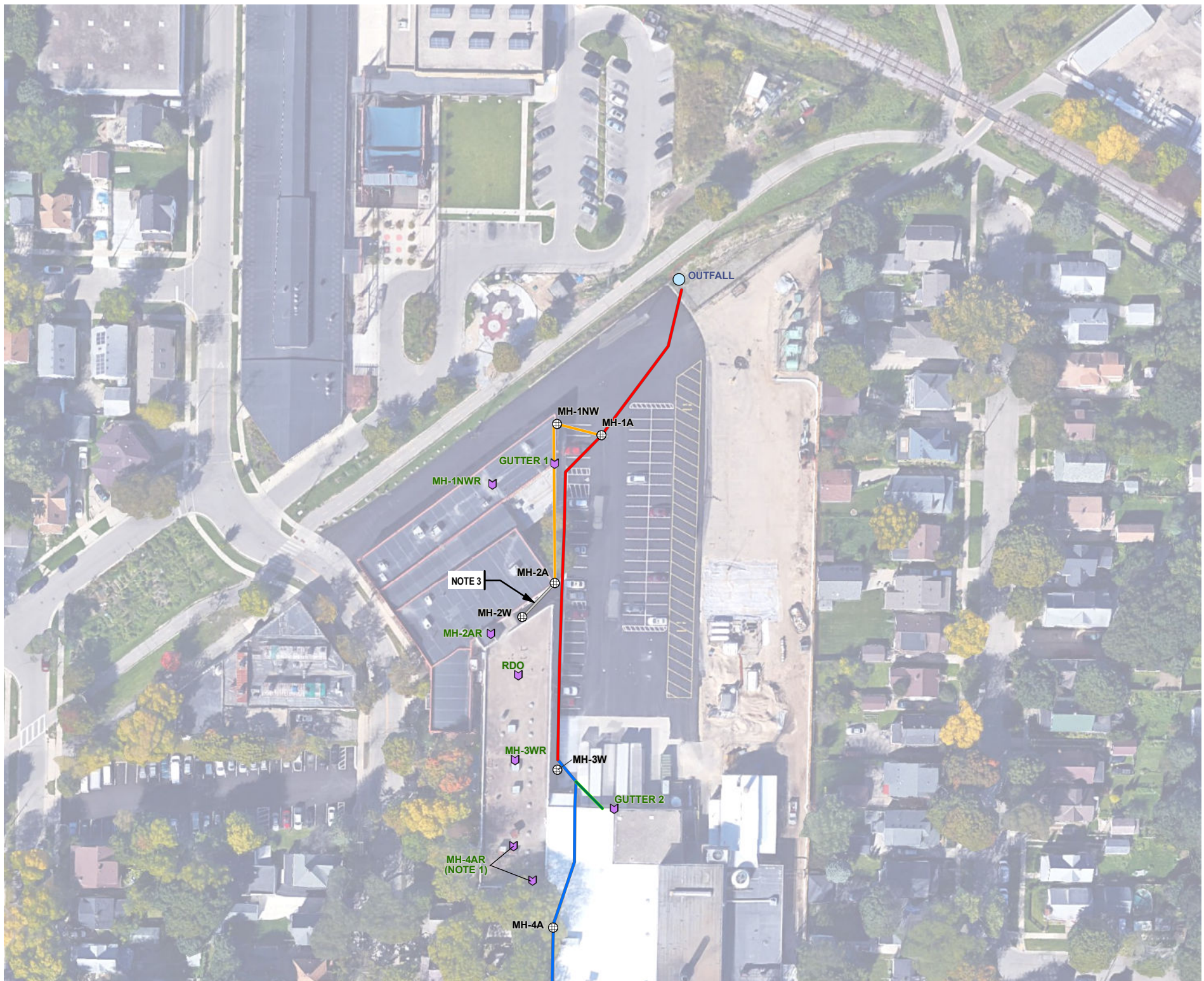

NOTES

1. MH-4AR REPRESENTS TWO COLLECTION POINTS THAT MERGE INTO ONE DISCHARGE POINT.
2. MH-5AH REPRESENTS A DISCHARGE PIPE LOCATED IN MANHOLE MH-5A, BOTH ABANDONED IN 2017.
3. MH-2W AND THE SECTION OF PIPE BETWEEN MH-2W AND MH-2A WERE ABANDONED IN 2017.
4. BASEMAP FROM GOOGLE EARTH PRO & PARTNERS, 2014.

LEGEND

- SITE PROPERTY BOUNDARY
- ROOF DRAIN INLET
- MANHOLE/CATCH BASIN
- OUTFALL
- S-1 PIPE SECTION
- S-2 PIPE SECTION
- S-3 PIPE SECTION
- S-3-ABANDONED (NOTE 3)
- S-4 PIPE SECTION

0 100 200 FEET

1 " = 100 '
1:1,200

N

TRC
708 Heartland Trail
Suite 3000
Madison, WI 53717
Phone: 608.826.3600

PROJECT:
MADISON-KIPP CORPORATION
201 WAUBESA STREET
MADISON, WISCONSIN

TITLE:
RAIN GARDEN SITE MAP AND STORM SEWER INFRASTRUCTURE

DRAWN BY:	R. SUEMNICHT
CHECKED BY:	A. STEHN
APPROVED BY:	S. SELLWOOD
DATE:	JUNE 2021
PROJ. NO.:	419610
FILE:	419610-016.mxd

FIGURE 15

Appendix A: Trend Plots

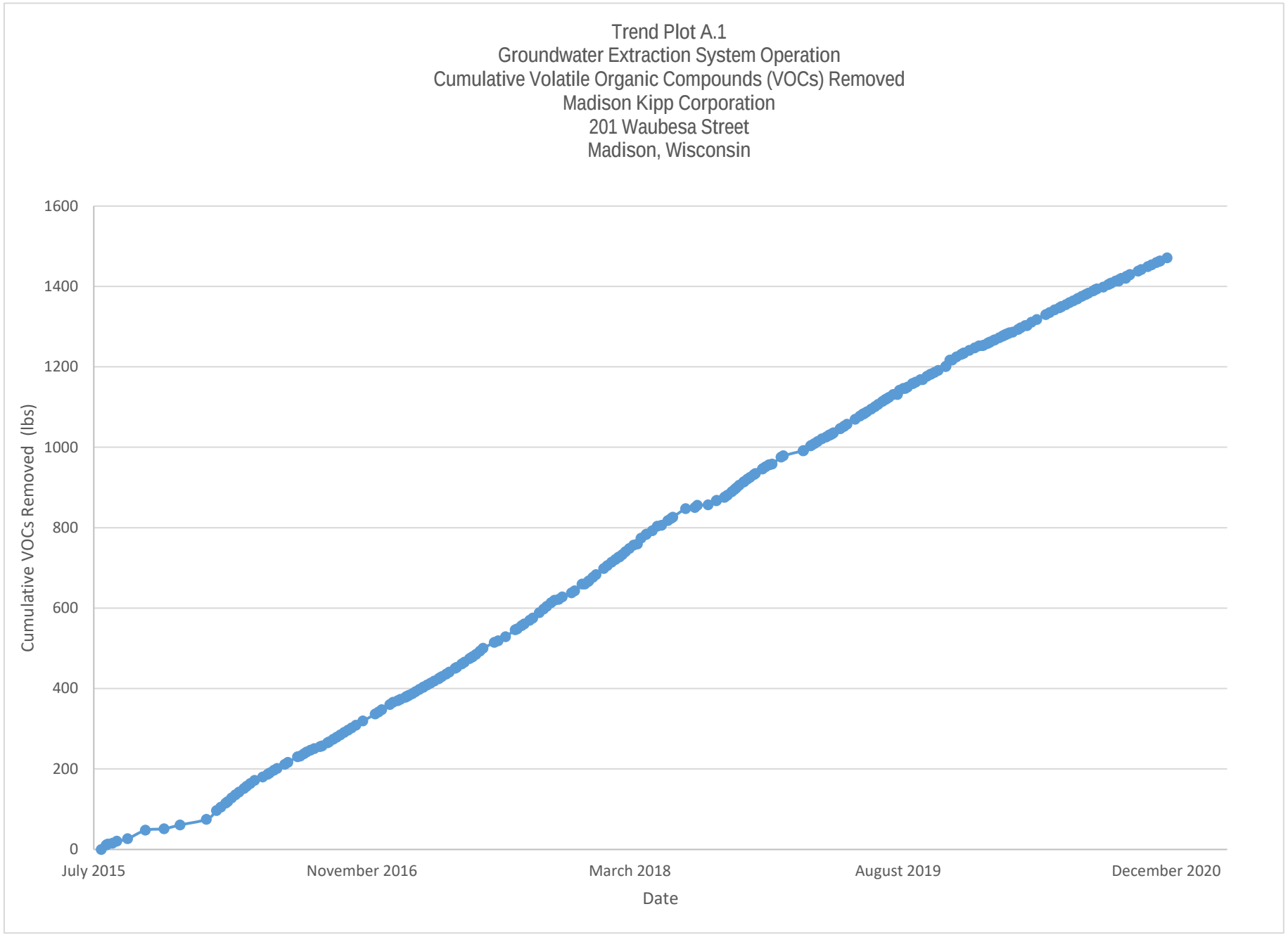
Trend Plot A.1
Groundwater Extraction System Operation
Cumulative Volatile Organic Compounds (VOCs) Removed
Madison Kipp Corporation
201 Waubesa Street
Madison, Wisconsin
Cumulative VOCs Removed (lbs)
1600
1400
1200
1000
800
600
400
200
0
July 2015
November 2016
March 2018
August 2019
December 2020
Date

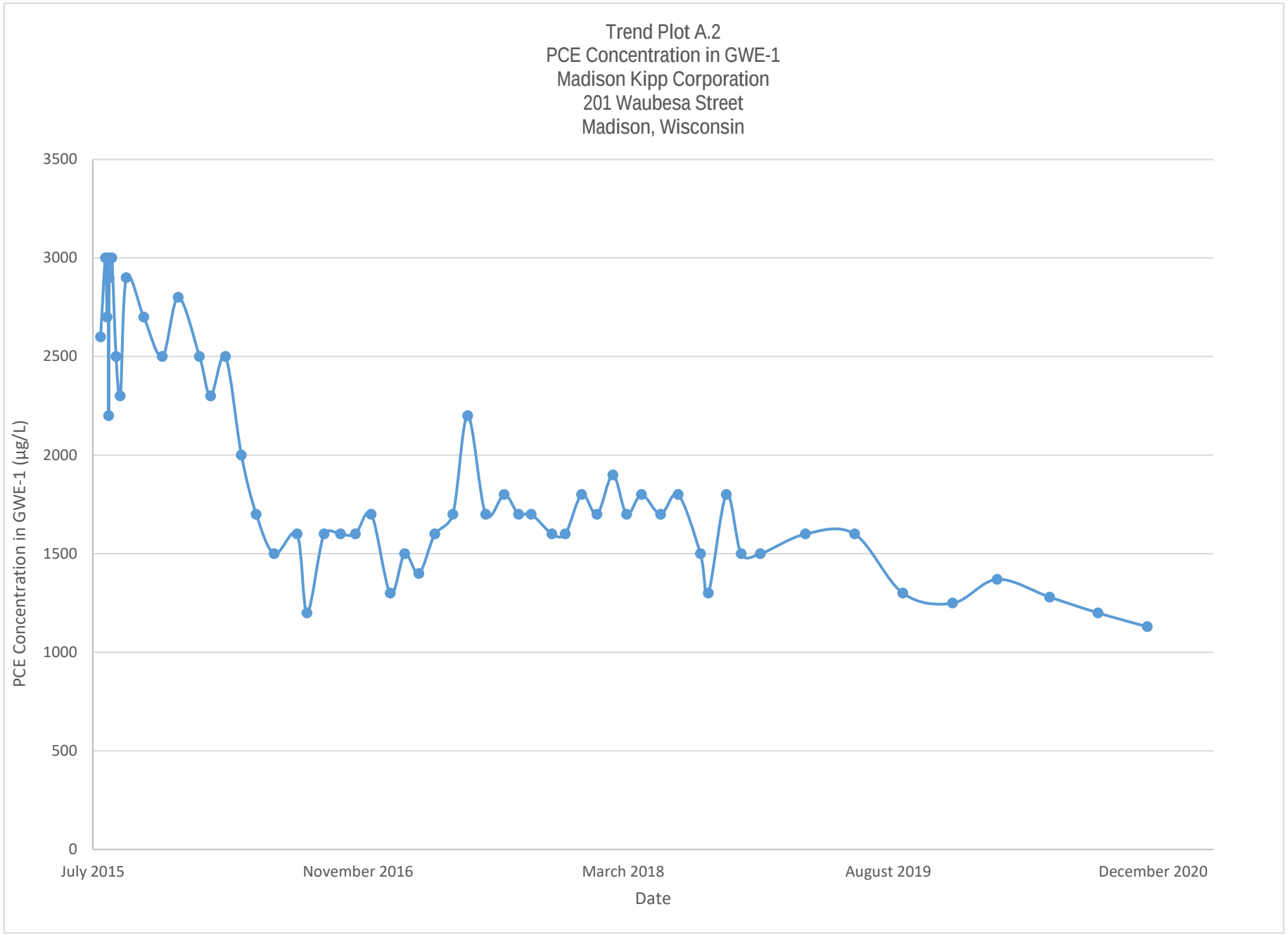

\\madison-vfp\Records\-\WPMSN\PJT2\419610\0000\000002\000003\4196100000PH2T3-001_T2_A2.xlsx

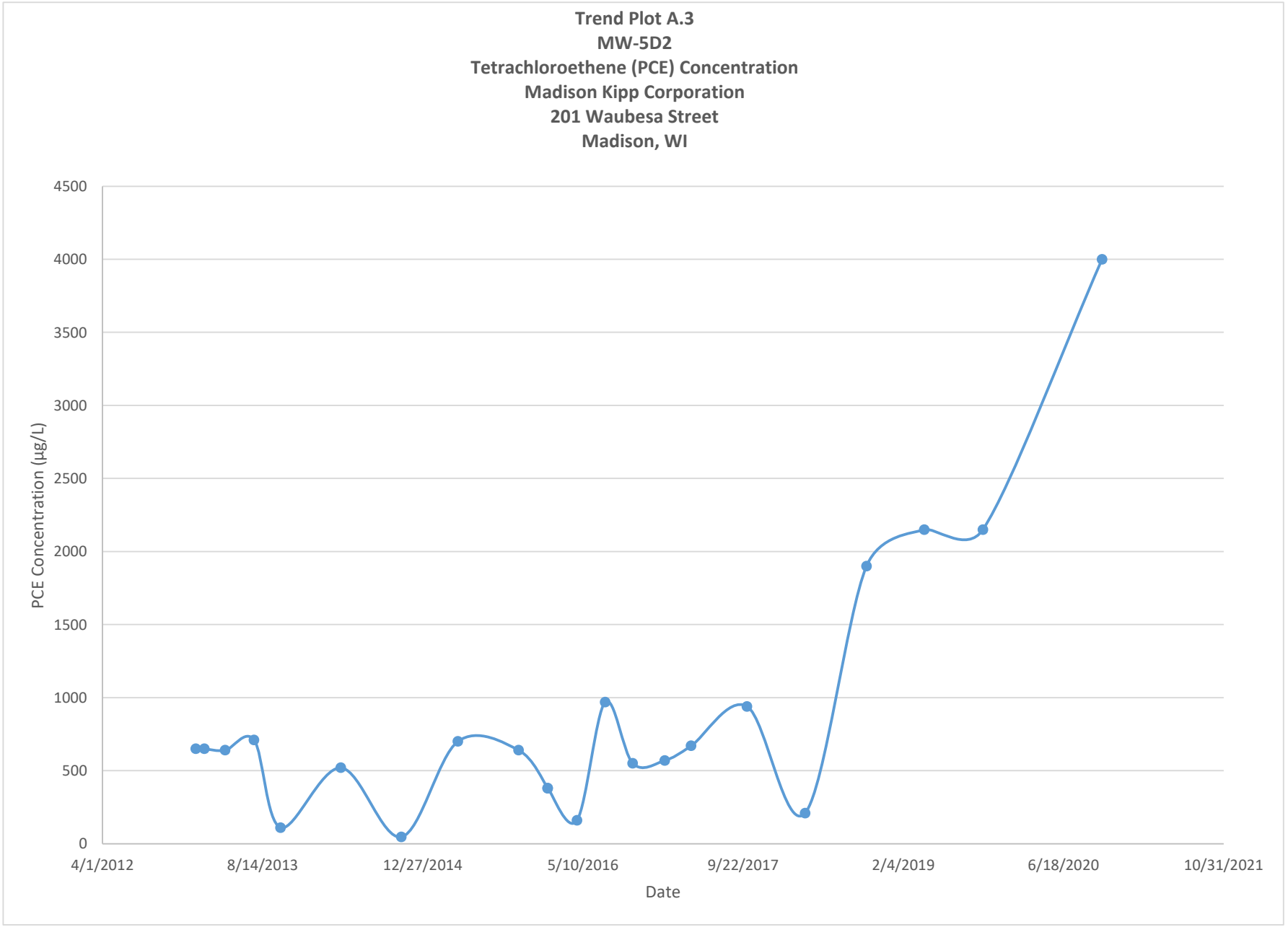
Trend Plot A.3
MW-5D2
Tetrachloroethene (PCE) Concentration
Madison Kipp Corporation
201 Waubesa Street
Madison, WI
PCE Concentration (µg/L)
4500
4000
3500
3000
2500
2000
1500
1000
500
0
4/1/2012
8/14/2013
12/27/2014
5/10/2016
9/22/2017
2/4/2019
6/18/2020
10/31/2021
Date

Appendix B: Remediation Site Operation, Maintenance, Monitoring, and Optimization Report Form 4400-194

State of Wisconsin
Department of Natural Resources
PO Box 7921, Madison WI 53707-7921
dnr.wi.gov

Remediation Site Operation, Maintenance, Monitoring & Optimization Report

GENERAL INSTRUCTIONS, PURPOSE AND APPLICABILITY OF THIS FORM:

Completion of the applicable portions of this form is required under Wis. Admin. Code § NR 724.13(3). Failure to submit this form as required is a violation of that rule section and is subject to the penalties in Wis. Stats. § 292.99. This form must be submitted every six months for remediation projects that report operation and maintenance progress, in accordance with Wis. Admin. Code §. NR 724.13(3). A narrative report or letter containing the equivalent information required in this form may be submitted in lieu of the actual form. Submittal of this form is not a substitute for reporting required by department programs such as Waste Water or Air Management.

Notes:

1. Long-term monitoring results submitted in accordance with Wis. Admin. Code § NR 724.17(3) are required to be submitted within 10 business days of receiving sampling results and are not required to be submitted using this form. However, portions of this form require monitoring data summary information that may be based on information previously submitted in accordance with that section of code.
2. Responsible parties should check with the department Project Manager assigned to the site to determine if this form is required to be submitted at sites responded to under the Federal Comprehensive Environmental Response and Compensation Act (commonly known as Superfund) or an equivalent state-lead response.
3. Responsible parties should check with the department Project Manager assigned to the site to determine if any of the information required in this form may be omitted or changed and should obtain prior written approval for any omissions or changes.
4. Responsible parties are required to report separately on a semi-annual basis under Wis. Admin. Code § NR 700.11(1). Reporting under that provision is through an internet-based form. More information can be found at: http://dnr.wi.gov/topic/Brownfields/documents/regs/NR700progreport.pdf.
5. Personally identifiable information on this form is not intended to be used for any other purpose than tracking progress of the remediation by Remediation and Redevelopment Program. Personal information collected will be used for administrative purposes and may be provided to requesters to the extent required by Wisconsin's Open Records Law (Wis. Stats. §§ 19.31–19.39).

Section GI - General Site Information

A. General Information

1. Site name: Madison-Kipp Corporation

2. Reporting period from:	To:	Days in period:
07/01/2020	12/31/2020	184

3. Regulatory agency (enter DNR, DATCP and/or other)	4. BRRTS ID No. (2 digit program-2 digit county-6 digit site specific)
DNR	02-13-558625

5. Site location

Region	County	Address
South Central Region	Dane	201 Waubesa Street

Municipality name ◉ City ○ Town ○ Village	Township	Range ◉E ○W	Section	¼	¼ ¼
Madison	07 N	10	5	SW	NW

6. Responsible party	7. Consultant
Name: Mark Sheppard	☐ Select if the following information has changed since the last submittal
Mailing address: 201 Waubesa Street, Madison, WI 53704	Company name: TRC
Phone number: (608) 242-5207	Mailing address: 708 Heartland Trail Suite 3000 Madison, WI 53717
	Phone number: (608) 826-3600

8. Contaminants: VOCs, metals, PCBs

9. Soil types (USCS or USDA): CL, SP, GP

10. Hydraulic conductivity(cm/sec):	11. Average linear velocity of groundwater (ft/yr)
0.08 - 13.2	0.5 - 12.9

12. If soil is treated ex situ, is the treatment location off site? ◯ Yes ◉ No

If yes, give location: Region	County					
Municipality name ◯ City ◯ Town ◯ Village	Township N	Range ◯E ◯W	Section	¼	¼ ¼

B. Remediation Method

Only submit sections that apply to an individual site. Check all that apply:

- ☒ Groundwater extraction (submit a completed Section GW-1).
- ☐ Free product recovery (submit a completed Section GW-1).
- ☐ In situ air sparging (submit a completed Section GW-2).
- ☐ Groundwater natural attenuation (submit a completed Section GW-3).
- ☐ Other groundwater remediation method (submit a completed Section GW-4).
- ☒ Soil venting (including soil vapor extraction building venting and bioventing submit a completed Section IS-1).
- ☐ Soil natural attenuation (submit a completed Section IS-2).
- ☐ Other in situ soil remediation method (submit a completed Section IS-3).
- ☐ Biopiles (submit a completed Section ES-1).
- ☐ Landspreading/thinspreading of petroleum contaminated soil (submit a completed Section ES-2).
- ☐ Other ex situ remediation method (submit a completed Section ES-3).
- ☐ Site is a landfill (submit a completed Section LF-1).

C. General Effectiveness Evaluation for All Active Systems

If the remediation is active (not natural attentuation), complete this subsection.

1. Is the system operating at design rates and specifications? ◯ Yes ◉ No

   If the answer is no, explain whether or not modifications are necessary to achieve the goal that was previously established in design.
   The onsite soil vapor extraction system is currently being evaluated for continued operation. The system as approved by the WDNR was temporarily shutdown in October 2018, and soil gas is being monitored at the site. The GETS system pump rate was adjusted to 40 gpm during the SVE shutdown period. Once the evaluation is complete the GETS will be adjusted to allow for the system to run at 45 gpm.

2. Are modifications to the system warranted to improve effectiveness ◯ Yes ◉ No

   If yes, explain:

3. Is natural attenuation an effective low cost option at this time? ◯ Yes ◉ No
4. Is closure sampling warranted at this time? ◯ Yes ◉ No
5. Are there any modifications that can be made to the remediation to improve cost effectiveness? ◉ Yes ◯ No

   If yes, explain:
   The onsite soil vapor extraction system is currently being evaluated for continued operation. The system as approved by the WDNR was temporarily shutdown in October 2018.

D. Economic and Cost Data to Date

1. Total investigation cost:
2. Implementation costs (design, capital and installation costs, excluding investigation costs:
3. Total costs during the previous reporting period:
4. Total costs during this reporting period:
5. Total anticipated costs for the next reporting period:
6. Are any unusual or one-time costs listed in the reporting periods covered by D.3., D.4. or D.5. above? ◯ Yes ◯ No
   If yes, explain:

7. If closure is anticipated within 12 months, estimated costs for project closeout:

E. Name(s), Signature(s) and Date of Person(s) Submitting Form

Legibly print name, date and sign. Only persons qualified to submit reports under ch. NR 712 Wis. Adm. Code are to sign this form for sites with any ongoing active remediation, monitoring or an investigation. Other persons may sign this form for sites with no response activities during the six month reporting period.

Registered Professional Engineers:

I hereby certify that I am a registered professional engineer in the State of Wisconsin, registered in accordance with the requirements of ch. A-E 4, Wis. Adm. Code; that this document has been prepared in accordance with the rules of Professional Conduct in ch. A-E 8, Wis. Adm. Code; and that, to the best of my knowledge, all information contained in this document is correct and the document was prepared in compliance with all applicable requirements in chs. NR 700 to 726, Wis. Adm. Code.

Print name	Title
Andrew Stehn	Senior Project Engineer
Signature 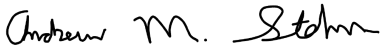	Date 06/25/2021

Hydrogeologists:

I hereby certify that I am a hydrogeologist as that term is defined in s. NR 712.03(1), Wis. Adm. Code, and that, to the best of my knowledge, all information contained in this document is correct and the document was prepared in compliance with all applicable requirements in chs. NR 700 to 726, Wis. Adm. Code.

Print name	Title
Signature	Date

Scientists:

I hereby certify that I am a scientist as that term is defined in s. NR 712.03(3), Wis. Adm. Code, and that, to the best of my knowledge, all information contained in this document is correct and the document was prepared in compliance with all applicable requirements in chs. NR 700 to 726, Wis. Adm. Code.

Print name	Title
Signature	Date

Other Persons:

Print name	Title
Signature	Date

Professional Seal(s), if applicable:



Section GW-1, Groundwater Pump and Treat Systems and Free Product Recovery Systems

A. Groundwater Extraction System Operation:

1. Total number of groundwater extraction wells or trenches available: 1 and the number in use during period: 1
2. Number of days of operation (only list the number of days the system actually operated, if unknown explain:
   170
3. System utilization in percent (days of operation divided by reporting time period multiplied by 100). If < 80%, explain:
   93%
4. Quantity of groundwater extracted during this time period: 9,809,325 gallons
5. Average groundwater extraction rate: 40 gpm
6. Quantity of dissolved phase contaminants removed during this time period in pounds: 111 lbs

B. Free Product Recovery System Operation

1. Is free product (nonaqueous phase liquid) being recovered at this site? ◯ Yes ◉ No
   If yes, explain:
2. Quantity of free product extracted during this time period (enter none if none): _____ gallons
3. Average free product extraction rate: _____ gpm

C. System Effectiveness Evaluation

1. Is a contaminated groundwater plume fully contained in the capture zone? ◉ Yes ◯ No
   If no, explain:
2. If free product is present, is the free product fully contained in capture zone? ◯ Yes ◯ No
   If no, explain:
3. If free product is present in any wells at the site, but free product was not recovered during reporting period, explain:
4. If free product is not present, determine the single contaminant that requires the greatest percent reduction to achieve ch. NR 140 ES and PAL. Perform this calculation for all contaminants that were present at the site that have ch. NR 140 standards. Use the highest contaminant concentration measured in any sampling points during reporting period. If free product is present, write "FREE PRODUCT" in C.4.a.
   a. Contaminant: Tetrachloroethene
   b. Percent reduction necessary to reach ch. NR 140 ES and PAL: 99 %
   c. Maximum contaminant concentration level in any monitoring well of that contaminant: 4,000 (Oct. 2020) µg/L
   d. Maximum contaminant concentration level in any extraction well of that contaminant: 1,200 (September 2020) µg/L

e. If the maximum concentration in a monitoring well is more that one order of magnitude above the concentration measured in an extraction well, explain why the extracted groundwater contamination levels are significantly less than the levels at other locations within the aquifer.

Not applicable

D. Additional Attachments

Attach the following to this form:

- Most recent report to the DNR Wastewater Program, if applicable.
- Groundwater contour map with capture zone indicated.
- Groundwater contaminant distribution map (may be combined with contour map).
- Graph of cumulative contaminant removal, if both free product recovery and ground water extraction are used, provide separate graphs.(Attachment 1 - Trend Plot A.1)
- Time versus groundwater contaminant concentration graphs for the contaminant listed in C.4.a. (above), as follows:
  -- Graph of contaminant concentrations versus time for each extraction well in use during the period. (Attachment 1 - Trend Plot A.2)
  -- Graph of contaminant concentrations versus time for the monitoring well with the greatest level of contamination. (See Appendix A Trend Plot A.3 of the 2020 Annual Report)
- Groundwater contaminant chemistry table. (See Table 7 of the 2020 Annual Report)
- Groundwater elevations table. (See Table 6 of the 2020 Annual Report)
- System operational data table. (Table 1)

Section GW-2, In Situ Air Sparging Systems

A. In Situ Air Sparging System Operation

1. Number of air injection wells at the site and the number actually in use during the period: _____
2. Number of days of operation (only list the number of days the system actually operated, if unknown explain):

3. System utilization in percent (days of operation divided by reporting time period multiplied by 100). If < 80%, explain:

B. System Effectiveness Evaluation

1. If free product is not present, determine the single contaminant that requires the greatest percent reduction to achieve ch. NR 140 ES and PAL. Perform this calculation for all contaminants that were present at the site that have ch. NR 140 standards. Use the highest contaminant concentration measured in any sampling points during reporting period. If free product is present, write "FREE PRODUCT" in B.1.a.

   a. Contaminant: _____

   b. Percent reduction necessary to reach ch. NR 140 ES and PAL: _____ %

   c. Maximum contaminant concentration level in any monitoring well: _____ µg/L

2. Is there any evidence that air is short circuiting through natural or man-made pathways? ◯ Yes ◯ No
   If yes, explain:

3. Is the size of the plume: ◯ Increasing ◯ Stabalized ◯ Decreasing ?
   If increasing, explain:

C. Additional Attachments

Attach the following to this form:

- Groundwater contour map.
- Groundwater contaminant distribution map (may be combined with contour map).
- When contaminants are aerobically biodegradable, attach a dissolved oxygen in groundwater map (dissolved oxygen may be combined with the contaminant data on a single map).
- Site map with all air injection wells and groundwater monitoring points.
- Graph of contaminant concentrations versus time for the contaminant listed in B.1.a. (above) for the monitoring point with the greatest level of contamination.
- Groundwater contaminant chemistry table.
- Groundwater elevations table.
- System operational data table.

Section GW-3, Natural Attenuation (Passive Bioremediation) in Groundwater

A. Effectiveness Evaluation

1. If free product is not present, determine the single contaminant that requires the greatest percent reduction to achieve ch. NR 140 ES and PAL. Perform this calculation for all contaminants that were present at the site that have ch. NR 140 standards. Use the highest contaminant concentration measured in any sampling points during reporting period. If free product is present, write "FREE PRODUCT" in A.1.a

   a. Contaminant: _____

   b. Percent reduction necessary to reach ch. NR 140 ES and PAL: _____ %

   c. Maximum contaminant concentration level in any monitoring well of that contaminant: _____ µg/L

2. Aquifer parameters:

   a. Hydraulic conductivity: _____ cm/sec

   b. Groundwater average linear velocity: _____ ft/yr

3. Is there a downgradient monitoring well that meets ch. NR 140 standards? ◯ Yes ◯ No

4. Based on water chemistry results, is the plume: ◯ Expanding ◯ Stabalized ◯ Contracting ?

5. If the answer in 4. (above) is "expanding," is natural attenuation still the best option? ◯ Yes ◯ No
   If yes, explain:

6. Biodegradation parameters:

   a. Upgradient (or other site specific background) DO level: _____ µg/L

   b. DO levels in the part of the plume that is most heavily contaminated _____ µg/L

7. Is site closure a viable option within 12 months from the date of this form? ◯ Yes ◯ No

8. Are there any modifications that can improve cost effectiveness? ◯ Yes ◯ No
   If yes, explain:

9. Have groundwater table fluctuations changed the contaminant level trends over time? ◯ Yes ◯ No
   If yes, explain:

10. Has the direction of groundwater flow changed during the reporting period? ◯ Yes ◯ No
    If yes, approximate change in degrees: _____

B. Additional Attachments

Attach the following:

- Groundwater contour map.
- Groundwater contaminant distribution map (may be combined with contour map).
- When contaminants are aerobically biodegradable, attach a dissolved oxygen in groundwater map (dissolved oxygen may be combined with the contaminant data on a single map).
- Graph of contaminant concentrations versus time for the contaminant listed in A.1.a. (above) for the monitoring point with the greatest level of contamination.
  Note: This is the minimum required graph; however, it is recommended that multiple time versus contamination concentration graphs as described in the instructions on page 24 for Natural Attenuation of Groundwater be submitted.
- Graph of contaminant concentrations versus distance.
- Groundwater contaminant chemistry table.
- Groundwater biological parameters.
- Groundwater elevations table.

Section GW-4, Other Groundwater Remediation Methods

A. Effectiveness Evaluation

1. If free product is not present, determine the single contaminant that requires the greatest percent reduction to achieve ch. NR 140 ES and PAL. Perform this calculation for all contaminants that were present at the site that have ch. NR 140 standards. Use the highest contaminant concentration measured in any sampling points during reporting period. If free product is present, write "FREE PRODUCT" in A.1.a.

   a. Contaminant: _____

   b. Percent reduction necessary: _____ %

   c. Maximum contaminant concentration level in any monitoring well: _____ µg/L

2. Is the size of the plume: ◯ Increasing ◯ Stabalized ◯ Decreasing ?

3. Describe the method used to remediate groundwater at the site:

4. List any additional information required by the DNR for this method for this site:

B. Additional Attachments

Attach the following:

- Groundwater contour map.
- Groundwater contaminant distribution map (may be combined with contour map).
- When contaminants are aerobically biodegradable, attach a dissolved oxygen in groundwater map (dissolved oxygen may be combined with the contaminant data on a single map).
- Graph of contaminant concentrations versus time for the contaminant listed in A.1.a. (above) for the monitoring point with the greatest level of contamination.
- Groundwater contaminant chemistry table.
- Groundwater elevations table.
- Any other attachments required by the DNR for this remediation method.

Section IS-1, Soil Venting (Including Soil Vapor Extraction, Building Venting and Bioventing)

A. Soil Venting Operation

Note: This form is not required for building vapor mitigation systems that are installed proactively to protect building occupants/users and are not considered part of ongoing active soil remediation.

1. Number of air extraction wells available and number of wells actually in use during the period: 0

2. Number of days of operation (only list the number of days the system actually operated, if unknown explain):
0, SVE system temporarily shutdown since October 2018 per WDNR approval.

3. System utilization in percent (days of operation divided by reporting time period multiplied by 100). If < 80%, explain:
0

4. Average depth to groundwater: 20.81 (Oct. 2020) ft

B. Building Basement/Subslab Venting System Operation

1. Number of venting points available and number of points actually in use during the period: 0

2. Number of days of operation (only list the number of days the system actually operated, if unknown explain):
0

3. System utilization in percent (days of operation divided by reporting time period multiplied by 100). If < 80%, explain:
0

C. Effectiveness Evaluation

1. Average contaminant removal rate for the entire system: 0 pounds per day

2. Average contaminant removal rate per well or venting point: 0 pounds per day

3. If the average contaminant removal rate is less than one pound per day for the entire system, or if the average contaminant removal rate per well is less than one tenth of a pound per day, evaluate the following:

   a. If contaminants are aerobically biodegradable and confirmation borings have not been drilled in the past year:

      i. Oxygen levels in extracted air: _____ percent

      ii. Methane levels in extracted air (ppm_V) If over 10 ppm_V, explain:

      iii. If methane is not present above 10 ppm_V and if oxygen is greater than 20 percent in extracted air, you should either:
      - Drill confirmation borings during the next reporting period, if the entire site should be considered for closure.
      - Or, perform an in situ respirometry test in a zone of high contamination. Do not perform the test in an air extraction well, use a gas probe or water table well. If a zero order rate of decay based on oxygen depletion is less than 2 mg/kg per day, then you should drill confirmation borings, if the entire site should be considered for closure. If the rate of decay is between 2 and 10 mg/kg, operate for one more reporting period before evaluating further. If the zero order rate of decay is greater than 10 mg/kg total hydrocarbons, continue operating the system in a manner than maximizes aerobic biodegradation.

   b. If contaminants are not aerobically biodegradable and confirmation borings have not been recently drilled during the past year, you should drill confirmation borings during the next reporting period if the entire site should be considered for closure.

   c. If soil borings were drilled during the past year and soil contamination remains above acceptable levels, explain if the system effectiveness can be increased and/or if other options need to be considered to achieve cleanup criteria.

D. Additional Attachments

Attach the following to this form:
- Well and soil sample location map indicating all air extraction wells. If forced air injection wells are also in use, identify those wells. (See Figure 3)
- If water table monitoring wells are present at the site, a map of well locations. (Figure 2)
- Time versus vapor phase contaminant concentration graph. N/A
- Time versus cumulative contaminant removal graph. N/A
- Groundwater elevations table, if water table wells are present at the site; also list screen lengths and elevations. (See Table 6 of the 2020 Annual Report)
- Table of soil contaminant chemistry data. N/A
- Soil gas data, if gas probes are used to monitor subsurface conditions in locations other than where air is extracted. (See Table 17 of the 2019 Annual Report)
- System operational data table. N/A

2019 Annual Report Reference:

TRC Environmental Corporation. 2019. Operations, Monitoring, and Maintenance Annual Report – January 1, 2019 – December 31, 2019, Madison-Kipp Corporation Groundwater and Soil Vapor Extraction Treatment Systems. April 7, 2020.

Section IS-2, Natural Attenuation (Passive Bioremediation) in Soil

A. Effectiveness Evaluation

1. Soil gas information in the soil that is most contaminated from a permanently installed gas probe(s) or water table monitoring well(s).
   a. Hydrocarbon levels: _____ ppm, with an FID
   b. Oxygen levels: _____ percent
   c. Carbon dioxide levels(specify ppm or percent): _____
   d. Methane levels: _____ ppm
2. Soil gas information in background (uncontaminated soil) from permanently installed gas probe(s)or water table monitoring well(s):
   a. Hydrocarbon levels: _____ ppm, with an FID
   b. Oxygen levels: _____ percent
   c. Carbon dioxide levels(specify ppm or percent): _____
   d. Methane levels: _____ ppm
3. List the results of the single boring that had the highest levels of soil contamination during the last round of soil sampling, and the date those samples were collected. Since soil borings are only drilled periodically, list the most recent data even if the data is prior to this reporting period. Since this data is used to assess progress based on the most recent soil sampling event, do not list data from prior sampling events.
   a. Total hydrocarbons (Specify if GRO and/or DRO): _____ µg/kg
   b. Specific compounds (µg/kg):
      i. Benzene: _____ µg/kg
      ii. 1,2 Dichloroethane: _____ µg/kg
      iii. Ethylbenzene: _____ µg/kg
      iv. Toluene: _____ µg/kg
      v. Total xylenes: _____ µg/kg
4. Is there any evidence that contaminants are leaching into groundwater? ◯ Yes ◯ No
   If the answer is yes and if groundwater quality is not being monitored, explain:
5. Is site closure a viable option within 12 months from the date of this form? ◯ Yes ◯ No
6. Are there any modifications that can be made to the remediation to improve cost effectiveness? ◯ Yes ◯ No
   If yes, explain:

B. Additional Attachments

Attach the following to this form:

- Well and soil sample location map.
- Cross sections showing the water table, soil sampling locations, screened intervals for gas probes or water table wells, geologic contacts, and any former excavation boundaries.
- Graphs of contaminant concentrations, oxygen, carbon dioxide and methane levels over time.
- Groundwater elevations table, if water table wells are present at the site.
- Table of soil contaminant chemistry.
- Table of soil gas readings.

Section IS-3, Other In Situ Soil Remediation Methods

A. Effectiveness Evaluation

1. Describe the method used to remediate soil at the site:

2. List all information required by the DNR for this remediation method for this site:

B. Additional Attachments

Attach the following to this form:

- Any other attachments required by the DNR for this remediation method.

Section ES-1, Ex Situ Soil Treatment Using Biopiles

A. Effectiveness Evaluation

1. Volume of soil in the biopile (if multiple biopiles, list number of piles and total volume):

2. Monitoring used to assess progress and verify optimal conditions for biodegradation.
   a. Vapor phase measurements of gases (average of all readings from most recent sampling event):
      i. VOCs by FID: _____ ppm
      ii. Oxygen: _____ percent
      iii. Carbon dioxide: _____ percent
      iv. Methane: _____ ppm
   b. Soil temperature: _____ °F
   c. Soil moisture sensors, if used: _____ percent
3. Treatment amendments added to the soil during construction:
   a. Artificial nutrients, excluding manure.
      i. Types and total pounds added:

      ii. Nitrogen and phosphorous content of the added amendment: _____ percent
   b. Manure: _____ total pounds
   c. Natural organic materials (straw, wood chips, etc.)(type and total pounds):

4. Forced air biopiles only answer the following:
   a. Total air flow rate of the ventilation system: _____ scfm
   b. Average contaminant removal rate: _____ pounds per day
   c. Average biodegradation rate based on oxygen utilization: _____ pounds per day
5. If soil samples have been taken to monitor progress, list results. Only list the most recent results. If none collected enter NA.
   a. Total hydrocarbons. Specify if GRO and/or DRO: _____ µg/kg
   b. Specific compounds (µg/kg):
      i. Benzene: _____ µg/kg
      ii. 1,2 Dichloroethane: _____ µg/kg
      iii. Ethylbenzene: _____ µg/kg
      iv. Toluene: _____ µg/kg
      v. Total xylenes: _____ µg/kg

B. Additional Attachments

Attach the following to this form:

- Figure showing the construction details of the biopile and any sampling locations within the biopile.
- Table of soil contaminant chemistry data.
- Table of operational data.

Section ES-2, Ex Situ Soil Treatment Using Landspreading/Thinspreading

A. Effectiveness Evaluation

1. Method used: ◯ landspreading ◯ thinspreading

Note: For purposes of this form, "landspreading" is the placement of contaminated soil on native topsoil, incorporation of that soil into the native soil and planting crops or other plants on it. The term "thinspreading" refers to placing contaminated soil on an impervious base for aeration.

2. Was any progress monitoring using field screening on soil conducted during this reporting period? ◯ Yes ◯ No

3. If the answer to A.2. (above) is yes:

i. List monitoring method:

_____

ii. List monitoring results:

_____

4. Is there any evidence of soil erosion at the landspreading/thinspreading location? ◯ Yes ◯ No

5. Spreading thickness: _____ inches

6. Type of crop planted (if thinspreading with no crop planted, so state):

_____

7. Confirmation sampling date: _____ Anticipated confirmation sampling date: _____

8. Most recent soil sample results, if soil samples for laboratory analysis have been collected to monitor progress. Only list the highest result of the most recent sampling round. If no samples have been collected, enter NA.

a. Total hydrocarbons. Specify if GRO and/or DRO: _____ µg/kg

b. Specific compounds (µg/kg):

i. Benzene: _____ µg/kg

ii. 1,2 Dichloroethane: _____ µg/kg

iii. Ethylbenzene: _____ µg/kg

iv. Toluene: _____ µg/kg

v. Total xylenes: _____ µg/kg

B. Additional Attachments

Attach the following to this form:

- Map of the landspreading/thinspreading area. If soil samples have been collected, specify locations of samples and dates of sampling.
- Table of soil contaminant chemistry data.
- Table of any field screening results with dates of sample collection.

Section ES-3, Landfills

Note: Reporting forms or reporting requirements in a Department approved Operation and Maintenance Plan for a landfill may take the place of this form.

Specific Inspection Items	Potential Problem Areas	Status	Notes
Perimeter Security Fencing	Broken or missing wood slats, torn chain link fabric, barbed wire, other - list		
Entrance Gate and Locking Mechanism	Lock broken/missing, mechanism inoperative.		
Monitoring Wells and Wellhead Covers	Signs of tampering, casing damaged, lock missing.		
Final Cover Vegetation	Bare spots, stressed vegetation, deep rooted vegetation.		
Final Cover Slope (explain below)	Gullies, lack of vegetation, subsidence, ponding.		
Evidence of Burrowing Animals	Damage to final cover, evidence of waste.		
Stormwater Drainage Channels	Gullies, erosion, debris, culvert blocked.		
Passive Landfill Gas Venting System	Damaged or blocked vent risers, stressed vegetation.		
Active Landfill Gas Extraction System	Damaged or blocked piping, cleanouts, other blower flare, knockouts, etc.		
Leachate Collection System	Pumps, connection piping, collection system piping, extraction wells, collection tanks, tanker truck loading system or sanitary sewer discharge piping.		
Access Road Cover Mowing; Tall Vegetation Removal	Ponding, rutting, erosion, cracked or damaged pavement. Mowing and tall vegetation removal done to specified vegetation.		

Summary of Deficiencies and/or Corrective Actions:

B. Additional Attachments

Attach the following to this form:

- Any photographs documenting problems and maintenance activities.
- Maps, drawings showing site features requiring maintenance.
- Records for leachate pumping/discharge/hauling.
- Records for active gas extraction volumes.

Appendix C: December 2020 WPDES DMR Submittal and Quarterly Laboratory Reports

Wastewater Discharge Monitoring Long Report

For DNR Use Only

Facility Name: MADISON KIPP CORPORATION
Contact Address: 708 Heartland Trail, Suite 3000
Madison, WI 53717
Facility Contact: Andrew Stehn, Project Engineer
Phone Number: 608-826-3665
Reporting Period: 12/01/2020 - 12/31/2020
Form Due Date: 01/21/2021
Permit Number: 0046566

Date Received:	
DOC:	457182
FIN:	7960
FID:	113125320
Region:	South Central Region
Permit Drafter:	Trevor J Moen
Reviewer:	Christopher A Dietrich
Office:	Milwaukee

	Sample Point	001	001	001
	Description	Surface Water Discharge	Surface Water Discharge	Surface Water Discharge
	Parameter	211	918	457
	Description	Flow Rate	Potassium Permanganate	Suspended Solids, Total
	Units	gpd	mg/L	mg/L
	Sample Type	ESTIMATED	GRAB	GRAB
	Frequency	DAILY	MONTHLY	PER OCCURNCE
Sample Results	Day 1	57600		
	2	57600		
	3	57600		
	4	57600		
	5	57600		
	6	57600		
	7	57600		
	8	57600		
	9	57600		
	10	54426		
	11	57600		
	12	57600		
	13	57600		
	14	57600		
	15	57600		
	16	57600		
	17	57600		
	18	57600		
	19	57600		
	20	57600		
	21	57600		
	22	57600		
	23	57600		
	24	57600		
	25	57600		
	26	57600		
	27	57600		
	28	57600		
	29	42633		
	30	55702		
	31	6240		

	Sample Point	001	001	001
	Description	Surface Water Discharge	Surface Water Discharge	Surface Water Discharge
	Parameter	211	918	457
	Description	Flow Rate	Potassium Permanganate	Suspended Solids, Total
	Units	gpd	mg/L	mg/L
Summary Values	**Monthly Avg**	55296.806451613		
	Daily Max	57600		
	Daily Min	6240		
Limit(s) in Effect	**Daily Max**			40
QA/QC Information	**LOD**			
	LOQ			
	QC Exceedance	N	N	N
	Lab Certification			

Footnotes (DNR Use Only; Instructions for completing this form that are unique for your facility may be displayed here.)

General Remarks

Permanganate: Absent (Parameter visually monitored by MKC for neutralization and photo documentation can be provided upon request).

The GETS was shutdown on December 10, 2020 for a period of time to replace a level indicating float in the mixing tank.

The GETS shutdown on December 29 and December 31, 2020 due to a chemical fault alarm for the peroxide system. The pump was primed and the GETS was restarted.

Laboratory Quality Control Comments

Submitted by astehn on 01/18/2021 3:06:05 PM

Wastewater Discharge Monitoring Short Report

For DNR Use Only

Facility Name : MADISON KIPP CORPORATION
Contact Address : 708 Heartland Trail, Suite 3000
Madison, WI 53717
Facility Contact : Andrew Stehn, Project Engineer
Phone Number : 608-826-3665
Reporting Period : 10/01/2020 - 12/31/2020
Form Due Date : 01/21/2021
Permit Number : **0046566**

Date Received:	
DOC:	458024
FIN:	7960
FID:	113125320
Region:	South Central Region
Permit Drafter:	Trevor J Moen
Reviewer:	Christopher A Dietrich
Office:	Milwaukee

Sample Point	Parameter #	Parameter	Date Sample	Sample Type	Sample Results	Units	Limit Type	Limit	LOD	LOQ	QC Exceed?	Lab Certification
001	40	Benzene	12/10/2020	GRAB	<0.25	ug/L	Monthly Avg	50(0)	0.25	1.0	N	405132750
001	54	BETX, Total	12/10/2020	GRAB	<1.5	ug/L	Monthly Avg	750(0)			N	405132750
001	393	PAHs	12/10/2020	GRAB	<0.016	ug/L	Monthly Avg	0.10(0)			N	405132750
001	44	Benzo(a)pyrene	12/10/2020	GRAB	<0.0098	ug/L	Monthly Avg	0.10(0)	0.0098	0.049	N	405132750
001	307	Naphthalene	12/10/2020	GRAB	<0.017	ug/L	Monthly Avg	70(0)	0.017	0.086	N	405132750
001	80	Bromoform	12/10/2020	GRAB	<4.0	ug/L	Monthly Avg	120(0)	4.0	13.2	N	405132750
001	93	Carbon tetrachloride	12/10/2020	GRAB	<1.1	ug/L		*****	1.1	3.6	N	405132750
001	118	Chloroform	12/10/2020	GRAB	<1.3	ug/L	Monthly Avg	120(0)	1.3	5.0	N	405132750
001	174	Dichlorobromo- methane (bromo-	12/10/2020	GRAB	<0.36	ug/L	Monthly Avg	120(0)	0.36	1.2	N	405132750
001	570	1,2-Dichloro- ethane	12/10/2020	GRAB	<0.28	ug/L	Monthly Avg	180(0)	0.28	1.0	N	405132750
001	558	1,1-Dichloro- ethylene	12/10/2020	GRAB	<0.24	ug/L	Monthly Avg	50(0)	0.24	1.0	N	405132750
001	82	Methyl bromide	12/10/2020	GRAB	<0.97	ug/L	Monthly Avg	120(0)	0.97	5.0	N	405132750
001	120	Chloromethane	12/10/2020	GRAB	<2.2	ug/L	Monthly Avg	120(0)	2.2	7.3	N	405132750
001	565	1,1,2,2-Tetrachloro- ethane	12/10/2020	GRAB	<0.28	ug/L	Monthly Avg	50(0)	0.28	1.0	N	405132750
001	490	Tetrachloroethylene	12/10/2020	GRAB	9.0	ug/L	Monthly Avg	50(0)	0.33	1.1	N	405132750
001	563	1,1,2-Trichloro- ethane	12/10/2020	GRAB	<0.55	ug/L	Monthly Avg	50(0)	0.55	5.0	N	405132750
001	561	1,1,1-Trichloro- ethane	12/10/2020	GRAB	<0.24	ug/L	Monthly Avg	50(0)	0.24	1.0	N	405132750
001	508	Trichloro- ethylene	12/10/2020	GRAB	1.5	ug/L	Monthly Avg	50(0)	0.26	1.0	N	405132750
001	517	Vinyl chloride	12/10/2020	GRAB	<0.17	ug/L	Monthly Avg	10(0)	0.17	1.0	N	405132750

Wastewater Discharge Monitoring Short Report

Footnotes (DNR Use Only; Instructions for completing this form that are unique for your facility may be displayed here.)

General Remarks

Permanganate: Absent (Parameter visually monitored by TRC for neutralization and photo documentation can be provided upon request).

No BTEX or PAH parameters were reported above the laboratory LOD. The parameter for each group with the highest detection limit was reported.

Laboratory Quality Control Comments

Submitted by astehn on 01/18/2021 3:05:32 PM

Pace Analytical Services, LLC
1241 Bellevue Street - Suite 9
Green Bay, WI 54302
(920)469-2436

September 17, 2020

Andrew Stehn
TRC Madison
708 Heartland Trail
Madison, WI 53717

RE: Project: 372148 PH2 TSK2 MKC GETS
Pace Project No.: 40214265

Dear Andrew Stehn:

Enclosed are the analytical results for sample(s) received by the laboratory on September 09, 2020. The results relate only to the samples included in this report. Results reported herein conform to the applicable TNI/NELAC Standards and the laboratory's Quality Manual, where applicable, unless otherwise noted in the body of the report.

The test results provided in this final report were generated by each of the following laboratories within the Pace Network:

- Pace Analytical Services - Green Bay

If you have any questions concerning this report, please feel free to contact me.

Sincerely,

Tod Noltemeyer

Tod Noltemeyer
tod.noltemeyer@pacelabs.com
(920)469-2436
Project Manager

Enclosures

cc: Peggy Popp, TRC - Madison
Ben Wachholz, TRC Madison

This report shall not be reproduced, except in full,
without the written consent of Pace Analytical Services, LLC.

Pace Analytical Services, LLC
1241 Bellevue Street - Suite 9
Green Bay, WI 54302
(920)469-2436

CERTIFICATIONS

Project: 372148 PH2 TSK2 MKC GETS
Pace Project No.: 40214265

Pace Analytical Services Green Bay
1241 Bellevue Street, Green Bay, WI 54302
Florida/NELAP Certification #: E87948
Illinois Certification #: 200050
Kentucky UST Certification #: 82
Louisiana Certification #: 04168
Minnesota Certification #: 055-999-334
New York Certification #: 12064
North Dakota Certification #: R-150
Virginia VELAP ID: 460263
South Carolina Certification #: 83006001
Texas Certification #: T104704529-14-1
Wisconsin Certification #: 405132750
Wisconsin DATCP Certification #: 105-444
USDA Soil Permit #: P330-16-00157
Federal Fish & Wildlife Permit #: LE51774A-0

REPORT OF LABORATORY ANALYSIS

This report shall not be reproduced, except in full,
without the written consent of Pace Analytical Services, LLC.

Pace Analytical Services, LLC
1241 Bellevue Street - Suite 9
Green Bay, WI 54302
(920)469-2436

SAMPLE SUMMARY

Project: 372148 PH2 TSK2 MKC GETS
Pace Project No.: 40214265

Lab ID	Sample ID	Matrix	Date Collected	Date Received
40214265001	**INFLUENT**	Water	09/08/20 14:05	09/09/20 07:25
40214265002	**EFFLUENT**	Water	09/08/20 14:00	09/09/20 07:25
40214265003	**TRIP BLANK**	Water	09/08/20 00:00	09/09/20 07:25

This report shall not be reproduced, except in full,
without the written consent of Pace Analytical Services, LLC.

Pace Analytical Services, LLC
1241 Bellevue Street - Suite 9
Green Bay, WI 54302
(920)469-2436

SAMPLE ANALYTE COUNT

Project: 372148 PH2 TSK2 MKC GETS
Pace Project No.: 40214265

Lab ID	Sample ID	Method	Analysts	Analytes Reported
40214265001	**INFLUENT**	EPA 625 SIM	RJN	14
		EPA 624.1	HNW	21
		SM 2540D	JXM	1
40214265002	**EFFLUENT**	EPA 625 SIM	RJN	14
		EPA 624.1	HNW	21
		SM 2540D	JXM	1
40214265003	**TRIP BLANK**	EPA 624.1	HNW	21

PASI-G = Pace Analytical Services - Green Bay

REPORT OF LABORATORY ANALYSIS

This report shall not be reproduced, except in full,
without the written consent of Pace Analytical Services, LLC.

Pace Analytical Services, LLC
1241 Bellevue Street - Suite 9
Green Bay, WI 54302
(920)469-2436

SUMMARY OF DETECTION

Project: 372148 PH2 TSK2 MKC GETS
Pace Project No.: 40214265

Lab Sample ID / Method	Client Sample ID / Parameters	Result	Units	Report Limit	Analyzed	Qualifiers
40214265001	**INFLUENT**					
EPA 624.1	Tetrachloroethene	1200	ug/L	21.8	09/10/20 13:34	
EPA 624.1	Trichloroethene	107	ug/L	20.0	09/10/20 13:34	
40214265002	**EFFLUENT**					
EPA 624.1	Tetrachloroethene	9.7	ug/L	1.1	09/10/20 13:58	
EPA 624.1	Trichloroethene	1.8	ug/L	1.0	09/10/20 13:58	

REPORT OF LABORATORY ANALYSIS

This report shall not be reproduced, except in full,
without the written consent of Pace Analytical Services, LLC.

Pace Analytical Services, LLC
1241 Bellevue Street - Suite 9
Green Bay, WI 54302
(920)469-2436

PROJECT NARRATIVE

Project: 372148 PH2 TSK2 MKC GETS
Pace Project No.: 40214265

Method: **EPA 625 SIM**
Description: 625 MSSV PAH by SIM
Client: TRC - MADISON
Date: September 17, 2020

General Information:
2 samples were analyzed for EPA 625 SIM by Pace Analytical Services Green Bay. All samples were received in acceptable condition with any exceptions noted below or on the chain-of custody and/or the sample condition upon receipt form (SCUR) attached at the end of this report.

Hold Time:
The samples were analyzed within the method required hold times with any exceptions noted below.

Sample Preparation:
The samples were prepared in accordance with EPA 625 with any exceptions noted below.

Initial Calibrations (including MS Tune as applicable):
All criteria were within method requirements with any exceptions noted below.

Continuing Calibration:
All criteria were within method requirements with any exceptions noted below.

Internal Standards:
All internal standards were within QC limits with any exceptions noted below.

Surrogates:
All surrogates were within QC limits with any exceptions noted below.

Method Blank:
All analytes were below the report limit in the method blank, where applicable, with any exceptions noted below.

Laboratory Control Spike:
All laboratory control spike compounds were within QC limits with any exceptions noted below.

Matrix Spikes:
All percent recoveries and relative percent differences (RPDs) were within acceptance criteria with any exceptions noted below.

Additional Comments:

Batch Comments:

A MS/MSD was extracted with this batch, but it is reported with a different analytical batch
- QC Batch: 365216

This report shall not be reproduced, except in full,
without the written consent of Pace Analytical Services, LLC.

Pace Analytical Services, LLC
1241 Bellevue Street - Suite 9
Green Bay, WI 54302
(920)469-2436

PROJECT NARRATIVE

Project: 372148 PH2 TSK2 MKC GETS
Pace Project No.: 40214265

Method: **EPA 624.1**
Description: 624.1 Volatile Organics
Client: TRC - MADISON
Date: September 17, 2020

General Information:
3 samples were analyzed for EPA 624.1 by Pace Analytical Services Green Bay. All samples were received in acceptable condition with any exceptions noted below or on the chain-of custody and/or the sample condition upon receipt form (SCUR) attached at the end of this report.

Hold Time:
The samples were analyzed within the method required hold times with any exceptions noted below.

Initial Calibrations (including MS Tune as applicable):
All criteria were within method requirements with any exceptions noted below.

Continuing Calibration:
All criteria were within method requirements with any exceptions noted below.

Internal Standards:
All internal standards were within QC limits with any exceptions noted below.

Surrogates:
All surrogates were within QC limits with any exceptions noted below.

Method Blank:
All analytes were below the report limit in the method blank, where applicable, with any exceptions noted below.

Laboratory Control Spike:
All laboratory control spike compounds were within QC limits with any exceptions noted below.

Matrix Spikes:
All percent recoveries and relative percent differences (RPDs) were within acceptance criteria with any exceptions noted below.

Additional Comments:

This report shall not be reproduced, except in full,
without the written consent of Pace Analytical Services, LLC.

Pace Analytical Services, LLC
1241 Bellevue Street - Suite 9
Green Bay, WI 54302
(920)469-2436

PROJECT NARRATIVE

Project: 372148 PH2 TSK2 MKC GETS
Pace Project No.: 40214265

Method: **SM 2540D**
Description: 2540D Total Suspended Solids
Client: TRC - MADISON
Date: September 17, 2020

General Information:
2 samples were analyzed for SM 2540D by Pace Analytical Services Green Bay. All samples were received in acceptable condition with any exceptions noted below or on the chain-of custody and/or the sample condition upon receipt form (SCUR) attached at the end of this report.

Hold Time:
The samples were analyzed within the method required hold times with any exceptions noted below.

Method Blank:
All analytes were below the report limit in the method blank, where applicable, with any exceptions noted below.

Laboratory Control Spike:
All laboratory control spike compounds were within QC limits with any exceptions noted below.

Matrix Spikes:
All percent recoveries and relative percent differences (RPDs) were within acceptance criteria with any exceptions noted below.

Duplicate Sample:
All duplicate sample results were within method acceptance criteria with any exceptions noted below.

Additional Comments:

This data package has been reviewed for quality and completeness and is approved for release.

This report shall not be reproduced, except in full,
without the written consent of Pace Analytical Services, LLC.

Pace Analytical Services, LLC
1241 Bellevue Street - Suite 9
Green Bay, WI 54302
(920)469-2436

ANALYTICAL RESULTS

Project: 372148 PH2 TSK2 MKC GETS
Pace Project No.: 40214265

Sample: INFLUENT **Lab ID: 40214265001** Collected: 09/08/20 14:05 Received: 09/09/20 07:25 Matrix: Water

Parameters	Results	Units	LOQ	LOD	DF	Prepared	Analyzed	CAS No.	Qual
625 MSSV PAH by SIM	Analytical Method: EPA 625 SIM Preparation Method: EPA 625 Pace Analytical Services - Green Bay								
Benzo(a)anthracene	**<0.0068**	ug/L	0.034	0.0068	1	09/11/20 07:35	09/14/20 11:37	56-55-3	
Benzo(a)pyrene	**<0.0095**	ug/L	0.047	0.0095	1	09/11/20 07:35	09/14/20 11:37	50-32-8	
Benzo(b)fluoranthene	**<0.0052**	ug/L	0.026	0.0052	1	09/11/20 07:35	09/14/20 11:37	205-99-2	
Benzo(g,h,i)perylene	**<0.0061**	ug/L	0.031	0.0061	1	09/11/20 07:35	09/14/20 11:37	191-24-2	
Benzo(k)fluoranthene	**<0.0068**	ug/L	0.034	0.0068	1	09/11/20 07:35	09/14/20 11:37	207-08-9	
Chrysene	**<0.012**	ug/L	0.059	0.012	1	09/11/20 07:35	09/14/20 11:37	218-01-9	
Dibenz(a,h)anthracene	**<0.0090**	ug/L	0.045	0.0090	1	09/11/20 07:35	09/14/20 11:37	53-70-3	
Fluoranthene	**<0.0096**	ug/L	0.048	0.0096	1	09/11/20 07:35	09/14/20 11:37	206-44-0	
Indeno(1,2,3-cd)pyrene	**<0.016**	ug/L	0.079	0.016	1	09/11/20 07:35	09/14/20 11:37	193-39-5	
Naphthalene	**<0.017**	ug/L	0.083	0.017	1	09/11/20 07:35	09/14/20 11:37	91-20-3	
Phenanthrene	**<0.012**	ug/L	0.062	0.012	1	09/11/20 07:35	09/14/20 11:37	85-01-8	
Pyrene	**<0.0069**	ug/L	0.034	0.0069	1	09/11/20 07:35	09/14/20 11:37	129-00-0	
Surrogates									
2-Fluorobiphenyl (S)	57	%	39-120		1	09/11/20 07:35	09/14/20 11:37	321-60-8	
Terphenyl-d14 (S)	75	%	10-159		1	09/11/20 07:35	09/14/20 11:37	1718-51-0	
624.1 Volatile Organics	Analytical Method: EPA 624.1 Pace Analytical Services - Green Bay								
Benzene	**<4.9**	ug/L	20.0	4.9	20		09/10/20 13:34	71-43-2	
Bromodichloromethane	**<7.3**	ug/L	24.2	7.3	20		09/10/20 13:34	75-27-4	
Bromoform	**<79.4**	ug/L	265	79.4	20		09/10/20 13:34	75-25-2	
Bromomethane	**<19.4**	ug/L	100	19.4	20		09/10/20 13:34	74-83-9	
Carbon tetrachloride	**<21.5**	ug/L	71.8	21.5	20		09/10/20 13:34	56-23-5	
Chloroform	**<25.5**	ug/L	100	25.5	20		09/10/20 13:34	67-66-3	
Chloromethane	**<43.8**	ug/L	146	43.8	20		09/10/20 13:34	74-87-3	
1,2-Dichloroethane	**<5.6**	ug/L	20.0	5.6	20		09/10/20 13:34	107-06-2	
1,1-Dichloroethene	**<4.9**	ug/L	20.0	4.9	20		09/10/20 13:34	75-35-4	
Ethylbenzene	**<6.4**	ug/L	21.2	6.4	20		09/10/20 13:34	100-41-4	
1,1,2,2-Tetrachloroethane	**<5.5**	ug/L	20.0	5.5	20		09/10/20 13:34	79-34-5	
Tetrachloroethene	**1200**	ug/L	21.8	6.5	20		09/10/20 13:34	127-18-4	
Toluene	**<5.4**	ug/L	18.0	5.4	20		09/10/20 13:34	108-88-3	
1,1,1-Trichloroethane	**<4.9**	ug/L	20.0	4.9	20		09/10/20 13:34	71-55-6	
1,1,2-Trichloroethane	**<11.0**	ug/L	100	11.0	20		09/10/20 13:34	79-00-5	
Trichloroethene	**107**	ug/L	20.0	5.1	20		09/10/20 13:34	79-01-6	
Vinyl chloride	**<3.5**	ug/L	20.0	3.5	20		09/10/20 13:34	75-01-4	
Xylene (Total)	**<30.0**	ug/L	60.0	30.0	20		09/10/20 13:34	1330-20-7	
Surrogates									
Dibromofluoromethane (S)	99	%	70-130		20		09/10/20 13:34	1868-53-7	
4-Bromofluorobenzene (S)	99	%	70-130		20		09/10/20 13:34	460-00-4	
Toluene-d8 (S)	102	%	70-130		20		09/10/20 13:34	2037-26-5	
2540D Total Suspended Solids	Analytical Method: SM 2540D Pace Analytical Services - Green Bay								
Total Suspended Solids	**<0.95**	mg/L	2.0	0.95	1		09/11/20 06:54		

REPORT OF LABORATORY ANALYSIS

This report shall not be reproduced, except in full,
without the written consent of Pace Analytical Services, LLC.

Pace Analytical Services, LLC
1241 Bellevue Street - Suite 9
Green Bay, WI 54302
(920)469-2436

ANALYTICAL RESULTS

Project: 372148 PH2 TSK2 MKC GETS
Pace Project No.: 40214265

Sample: EFFLUENT **Lab ID: 40214265002** Collected: 09/08/20 14:00 Received: 09/09/20 07:25 Matrix: Water

Parameters	Results	Units	LOQ	LOD	DF	Prepared	Analyzed	CAS No.	Qual
625 MSSV PAH by SIM	Analytical Method: EPA 625 SIM Preparation Method: EPA 625 Pace Analytical Services - Green Bay								
Benzo(a)anthracene	**<0.0069**	ug/L	0.034	0.0069	1	09/11/20 07:35	09/14/20 11:56	56-55-3	
Benzo(a)pyrene	**<0.0096**	ug/L	0.048	0.0096	1	09/11/20 07:35	09/14/20 11:56	50-32-8	
Benzo(b)fluoranthene	**<0.0052**	ug/L	0.026	0.0052	1	09/11/20 07:35	09/14/20 11:56	205-99-2	
Benzo(g,h,i)perylene	**<0.0062**	ug/L	0.031	0.0062	1	09/11/20 07:35	09/14/20 11:56	191-24-2	
Benzo(k)fluoranthene	**<0.0069**	ug/L	0.034	0.0069	1	09/11/20 07:35	09/14/20 11:56	207-08-9	
Chrysene	**<0.012**	ug/L	0.059	0.012	1	09/11/20 07:35	09/14/20 11:56	218-01-9	
Dibenz(a,h)anthracene	**<0.0091**	ug/L	0.046	0.0091	1	09/11/20 07:35	09/14/20 11:56	53-70-3	
Fluoranthene	**<0.0097**	ug/L	0.048	0.0097	1	09/11/20 07:35	09/14/20 11:56	206-44-0	
Indeno(1,2,3-cd)pyrene	**<0.016**	ug/L	0.080	0.016	1	09/11/20 07:35	09/14/20 11:56	193-39-5	
Naphthalene	**<0.017**	ug/L	0.083	0.017	1	09/11/20 07:35	09/14/20 11:56	91-20-3	
Phenanthrene	**<0.013**	ug/L	0.063	0.013	1	09/11/20 07:35	09/14/20 11:56	85-01-8	
Pyrene	**<0.0070**	ug/L	0.035	0.0070	1	09/11/20 07:35	09/14/20 11:56	129-00-0	
Surrogates									
2-Fluorobiphenyl (S)	52	%	39-120		1	09/11/20 07:35	09/14/20 11:56	321-60-8	
Terphenyl-d14 (S)	69	%	10-159		1	09/11/20 07:35	09/14/20 11:56	1718-51-0	
624.1 Volatile Organics	Analytical Method: EPA 624.1 Pace Analytical Services - Green Bay								
Benzene	**<0.25**	ug/L	1.0	0.25	1		09/10/20 13:58	71-43-2	
Bromodichloromethane	**<0.36**	ug/L	1.2	0.36	1		09/10/20 13:58	75-27-4	
Bromoform	**<4.0**	ug/L	13.2	4.0	1		09/10/20 13:58	75-25-2	
Bromomethane	**<0.97**	ug/L	5.0	0.97	1		09/10/20 13:58	74-83-9	
Carbon tetrachloride	**<1.1**	ug/L	3.6	1.1	1		09/10/20 13:58	56-23-5	
Chloroform	**<1.3**	ug/L	5.0	1.3	1		09/10/20 13:58	67-66-3	
Chloromethane	**<2.2**	ug/L	7.3	2.2	1		09/10/20 13:58	74-87-3	
1,2-Dichloroethane	**<0.28**	ug/L	1.0	0.28	1		09/10/20 13:58	107-06-2	
1,1-Dichloroethene	**<0.24**	ug/L	1.0	0.24	1		09/10/20 13:58	75-35-4	
Ethylbenzene	**<0.32**	ug/L	1.1	0.32	1		09/10/20 13:58	100-41-4	
1,1,2,2-Tetrachloroethane	**<0.28**	ug/L	1.0	0.28	1		09/10/20 13:58	79-34-5	
Tetrachloroethene	**9.7**	ug/L	1.1	0.33	1		09/10/20 13:58	127-18-4	
Toluene	**<0.27**	ug/L	0.90	0.27	1		09/10/20 13:58	108-88-3	
1,1,1-Trichloroethane	**<0.24**	ug/L	1.0	0.24	1		09/10/20 13:58	71-55-6	
1,1,2-Trichloroethane	**<0.55**	ug/L	5.0	0.55	1		09/10/20 13:58	79-00-5	
Trichloroethene	**1.8**	ug/L	1.0	0.26	1		09/10/20 13:58	79-01-6	
Vinyl chloride	**<0.17**	ug/L	1.0	0.17	1		09/10/20 13:58	75-01-4	
Xylene (Total)	**<1.5**	ug/L	3.0	1.5	1		09/10/20 13:58	1330-20-7	
Surrogates									
Dibromofluoromethane (S)	98	%	70-130		1		09/10/20 13:58	1868-53-7	
4-Bromofluorobenzene (S)	98	%	70-130		1		09/10/20 13:58	460-00-4	
Toluene-d8 (S)	100	%	70-130		1		09/10/20 13:58	2037-26-5	
2540D Total Suspended Solids	Analytical Method: SM 2540D Pace Analytical Services - Green Bay								
Total Suspended Solids	**<0.95**	mg/L	2.0	0.95	1		09/11/20 06:54		

REPORT OF LABORATORY ANALYSIS

This report shall not be reproduced, except in full,
without the written consent of Pace Analytical Services, LLC.

Pace Analytical Services, LLC
1241 Bellevue Street - Suite 9
Green Bay, WI 54302
(920)469-2436

ANALYTICAL RESULTS

Project: 372148 PH2 TSK2 MKC GETS
Pace Project No.: 40214265

Sample: TRIP BLANK **Lab ID: 40214265003** Collected: 09/08/20 00:00 Received: 09/09/20 07:25 Matrix: Water

Parameters	Results	Units	LOQ	LOD	DF	Prepared	Analyzed	CAS No.	Qual
624.1 Volatile Organics	Analytical Method: EPA 624.1 Pace Analytical Services - Green Bay								
Benzene	**<0.25**	ug/L	1.0	0.25	1		09/10/20 16:36	71-43-2	
Bromodichloromethane	**<0.36**	ug/L	1.2	0.36	1		09/10/20 16:36	75-27-4	
Bromoform	**<4.0**	ug/L	13.2	4.0	1		09/10/20 16:36	75-25-2	
Bromomethane	**<0.97**	ug/L	5.0	0.97	1		09/10/20 16:36	74-83-9	
Carbon tetrachloride	**<1.1**	ug/L	3.6	1.1	1		09/10/20 16:36	56-23-5	
Chloroform	**<1.3**	ug/L	5.0	1.3	1		09/10/20 16:36	67-66-3	
Chloromethane	**<2.2**	ug/L	7.3	2.2	1		09/10/20 16:36	74-87-3	
1,2-Dichloroethane	**<0.28**	ug/L	1.0	0.28	1		09/10/20 16:36	107-06-2	
1,1-Dichloroethene	**<0.24**	ug/L	1.0	0.24	1		09/10/20 16:36	75-35-4	
Ethylbenzene	**<0.32**	ug/L	1.1	0.32	1		09/10/20 16:36	100-41-4	
1,1,2,2-Tetrachloroethane	**<0.28**	ug/L	1.0	0.28	1		09/10/20 16:36	79-34-5	
Tetrachloroethene	**<0.33**	ug/L	1.1	0.33	1		09/10/20 16:36	127-18-4	
Toluene	**<0.27**	ug/L	0.90	0.27	1		09/10/20 16:36	108-88-3	
1,1,1-Trichloroethane	**<0.24**	ug/L	1.0	0.24	1		09/10/20 16:36	71-55-6	
1,1,2-Trichloroethane	**<0.55**	ug/L	5.0	0.55	1		09/10/20 16:36	79-00-5	
Trichloroethene	**<0.26**	ug/L	1.0	0.26	1		09/10/20 16:36	79-01-6	
Vinyl chloride	**<0.17**	ug/L	1.0	0.17	1		09/10/20 16:36	75-01-4	
Xylene (Total)	**<1.5**	ug/L	3.0	1.5	1		09/10/20 16:36	1330-20-7	
Surrogates									
Dibromofluoromethane (S)	105	%	70-130		1		09/10/20 16:36	1868-53-7	HS
4-Bromofluorobenzene (S)	97	%	70-130		1		09/10/20 16:36	460-00-4	
Toluene-d8 (S)	101	%	70-130		1		09/10/20 16:36	2037-26-5	

REPORT OF LABORATORY ANALYSIS

This report shall not be reproduced, except in full,
without the written consent of Pace Analytical Services, LLC.

Pace Analytical Services, LLC
1241 Bellevue Street - Suite 9
Green Bay, WI 54302
(920)469-2436

QUALITY CONTROL DATA

Project: 372148 PH2 TSK2 MKC GETS
Pace Project No.: 40214265

QC Batch: 365077
QC Batch Method: EPA 624.1
Analysis Method: EPA 624.1
Analysis Description: 624.1 MSV
Laboratory: Pace Analytical Services - Green Bay
Associated Lab Samples: 40214265001, 40214265002, 40214265003

METHOD BLANK: 2109762 Matrix: Water
Associated Lab Samples: 40214265001, 40214265002, 40214265003

Parameter	Units	Blank Result	Reporting Limit	Analyzed	Qualifiers
1,1,1-Trichloroethane	ug/L	<0.24	1.0	09/10/20 07:14	
1,1,2,2-Tetrachloroethane	ug/L	<0.28	1.0	09/10/20 07:14	
1,1,2-Trichloroethane	ug/L	<0.55	5.0	09/10/20 07:14	
1,1-Dichloroethene	ug/L	<0.24	1.0	09/10/20 07:14	
1,2-Dichloroethane	ug/L	<0.28	1.0	09/10/20 07:14	
Benzene	ug/L	<0.25	1.0	09/10/20 07:14	
Bromodichloromethane	ug/L	<0.36	1.2	09/10/20 07:14	
Bromoform	ug/L	<4.0	13.2	09/10/20 07:14	
Bromomethane	ug/L	<0.97	5.0	09/10/20 07:14	
Carbon tetrachloride	ug/L	<1.1	3.6	09/10/20 07:14	
Chloroform	ug/L	<1.3	5.0	09/10/20 07:14	
Chloromethane	ug/L	<2.2	7.3	09/10/20 07:14	
Ethylbenzene	ug/L	<0.32	1.1	09/10/20 07:14	
Tetrachloroethene	ug/L	<0.33	1.1	09/10/20 07:14	
Toluene	ug/L	<0.27	0.90	09/10/20 07:14	
Trichloroethene	ug/L	<0.26	1.0	09/10/20 07:14	
Vinyl chloride	ug/L	<0.17	1.0	09/10/20 07:14	
Xylene (Total)	ug/L	<1.5	3.0	09/10/20 07:14	
4-Bromofluorobenzene (S)	%	99	70-130	09/10/20 07:14	
Dibromofluoromethane (S)	%	97	70-130	09/10/20 07:14	
Toluene-d8 (S)	%	98	70-130	09/10/20 07:14	

LABORATORY CONTROL SAMPLE: 2109763

Parameter	Units	Spike Conc.	LCS Result	LCS % Rec	% Rec Limits	Qualifiers
1,1,1-Trichloroethane	ug/L	50	51.5	103	70-130	
1,1,2,2-Tetrachloroethane	ug/L	50	49.6	99	60-140	
1,1,2-Trichloroethane	ug/L	50	52.3	105	70-130	
1,1-Dichloroethene	ug/L	50	50.7	101	50-150	
1,2-Dichloroethane	ug/L	50	51.0	102	70-130	
Benzene	ug/L	50	51.6	103	65-135	
Bromodichloromethane	ug/L	50	50.8	102	65-135	
Bromoform	ug/L	50	47.7	95	70-130	
Bromomethane	ug/L	50	63.7	127	15-185	
Carbon tetrachloride	ug/L	50	52.7	105	70-130	
Chloroform	ug/L	50	49.2	98	70-135	
Chloromethane	ug/L	50	48.3	97	10-200	
Ethylbenzene	ug/L	50	51.7	103	60-140	
Tetrachloroethene	ug/L	50	53.2	106	70-130	

Results presented on this page are in the units indicated by the "Units" column except where an alternate unit is presented to the right of the result.

REPORT OF LABORATORY ANALYSIS

This report shall not be reproduced, except in full,
without the written consent of Pace Analytical Services, LLC.

Pace Analytical Services, LLC
1241 Bellevue Street - Suite 9
Green Bay, WI 54302
(920)469-2436

QUALITY CONTROL DATA

Project: 372148 PH2 TSK2 MKC GETS
Pace Project No.: 40214265

LABORATORY CONTROL SAMPLE: 2109763

Parameter	Units	Spike Conc.	LCS Result	LCS % Rec	% Rec Limits	Qualifiers
Toluene	ug/L	50	51.5	103	70-130	
Trichloroethene	ug/L	50	54.1	108	65-135	
Vinyl chloride	ug/L	50	49.5	99	10-195	
Xylene (Total)	ug/L	150	156	104	70-130	
4-Bromofluorobenzene (S)	%			100	70-130	
Dibromofluoromethane (S)	%			101	70-130	
Toluene-d8 (S)	%			104	70-130	

MATRIX SPIKE & MATRIX SPIKE DUPLICATE: 2109772 2109773

Parameter	Units	40214294001 Result	MS Spike Conc.	MSD Spike Conc.	MS Result	MSD Result	MS % Rec	MSD % Rec	% Rec Limits	RPD	Max RPD	Qual
1,1,1-Trichloroethane	ug/L	<0.24	50	50	53.5	52.9	107	106	52-162	1	36	
1,1,2,2-Tetrachloroethane	ug/L	<0.28	50	50	51.0	48.5	102	97	46-157	5	50	
1,1,2-Trichloroethane	ug/L	<0.55	50	50	50.6	46.4	101	93	52-150	9	45	
1,1-Dichloroethene	ug/L	<0.24	50	50	49.3	50.0	99	100	10-200	1	32	
1,2-Dichloroethane	ug/L	<0.28	50	50	48.6	45.3	97	91	49-155	7	49	
Benzene	ug/L	<0.25	50	50	50.7	49.5	101	99	37-151	2	50	
Bromodichloromethane	ug/L	<0.36	50	50	52.0	49.4	104	99	35-155	5	50	
Bromoform	ug/L	<4.0	50	50	47.4	44.3	95	89	45-169	7	42	
Bromomethane	ug/L	<0.97	50	50	42.9	44.3	85	88	10-200	3	50	
Carbon tetrachloride	ug/L	<1.1	50	50	54.2	53.6	108	107	70-140	1	41	
Chloroform	ug/L	<1.3	50	50	49.9	48.9	100	98	51-138	2	50	
Chloromethane	ug/L	<2.2	50	50	33.7	34.1	67	68	10-200	1	50	
Ethylbenzene	ug/L	<0.32	50	50	53.3	52.8	107	106	37-162	1	20	
Tetrachloroethene	ug/L	<0.33	50	50	53.4	53.5	107	107	64-148	0	39	
Toluene	ug/L	<0.27	50	50	52.5	52.2	105	104	47-150	1	41	
Trichloroethene	ug/L	2.6	50	50	59.3	55.9	113	107	70-157	6	48	
Vinyl chloride	ug/L	<0.17	50	50	39.3	40.4	79	81	10-200	3	50	
Xylene (Total)	ug/L	<1.5	150	150	160	159	107	106	70-130	0	20	
4-Bromofluorobenzene (S)	%						96	102	70-130			
Dibromofluoromethane (S)	%						102	101	70-130			
Toluene-d8 (S)	%						101	100	70-130			

Results presented on this page are in the units indicated by the "Units" column except where an alternate unit is presented to the right of the result.

REPORT OF LABORATORY ANALYSIS

This report shall not be reproduced, except in full,
without the written consent of Pace Analytical Services, LLC.

Pace Analytical Services, LLC
1241 Bellevue Street - Suite 9
Green Bay, WI 54302
(920)469-2436

QUALITY CONTROL DATA

Project: 372148 PH2 TSK2 MKC GETS
Pace Project No.: 40214265

QC Batch: 365194
QC Batch Method: EPA 625
Analysis Method: EPA 625 SIM
Analysis Description: 625 Water PAH
Laboratory: Pace Analytical Services - Green Bay
Associated Lab Samples: 40214265001, 40214265002

METHOD BLANK: 2110492 Matrix: Water
Associated Lab Samples: 40214265001, 40214265002

Parameter	Units	Blank Result	Reporting Limit	Analyzed	Qualifiers
Benzo(a)anthracene	ug/L	0.0090J	0.038	09/14/20 09:09	
Benzo(a)pyrene	ug/L	<0.011	0.053	09/14/20 09:09	
Benzo(b)fluoranthene	ug/L	<0.0057	0.029	09/14/20 09:09	
Benzo(g,h,i)perylene	ug/L	<0.0068	0.034	09/14/20 09:09	
Benzo(k)fluoranthene	ug/L	<0.0076	0.038	09/14/20 09:09	
Chrysene	ug/L	<0.013	0.065	09/14/20 09:09	
Dibenz(a,h)anthracene	ug/L	<0.010	0.050	09/14/20 09:09	
Fluoranthene	ug/L	<0.011	0.053	09/14/20 09:09	
Indeno(1,2,3-cd)pyrene	ug/L	<0.018	0.088	09/14/20 09:09	
Naphthalene	ug/L	<0.018	0.092	09/14/20 09:09	
Phenanthrene	ug/L	<0.014	0.069	09/14/20 09:09	
Pyrene	ug/L	0.010J	0.038	09/14/20 09:09	
2-Fluorobiphenyl (S)	%	66	39-120	09/14/20 09:09	
Terphenyl-d14 (S)	%	99	10-159	09/14/20 09:09	

LABORATORY CONTROL SAMPLE: 2110493

Parameter	Units	Spike Conc.	LCS Result	LCS % Rec	% Rec Limits	Qualifiers
Benzo(a)anthracene	ug/L	2	1.9	96	47-118	
Benzo(a)pyrene	ug/L	2	1.6	78	70-120	
Benzo(b)fluoranthene	ug/L	2	1.7	83	54-97	
Benzo(g,h,i)perylene	ug/L	2	0.76	38	26-74	
Benzo(k)fluoranthene	ug/L	2	1.6	78	73-126	
Chrysene	ug/L	2	1.7	83	75-151	
Dibenz(a,h)anthracene	ug/L	2	0.75	38	13-72	
Fluoranthene	ug/L	2	1.6	82	63-120	
Indeno(1,2,3-cd)pyrene	ug/L	2	1.4	69	51-101	
Naphthalene	ug/L	2	1.2	60	41-120	
Phenanthrene	ug/L	2	1.5	77	47-100	
Pyrene	ug/L	2	1.7	85	70-128	
2-Fluorobiphenyl (S)	%			68	39-120	
Terphenyl-d14 (S)	%			98	10-159	

Results presented on this page are in the units indicated by the "Units" column except where an alternate unit is presented to the right of the result.

REPORT OF LABORATORY ANALYSIS

This report shall not be reproduced, except in full,
without the written consent of Pace Analytical Services, LLC.

Pace Analytical Services, LLC
1241 Bellevue Street - Suite 9
Green Bay, WI 54302
(920)469-2436

QUALITY CONTROL DATA

Project: 372148 PH2 TSK2 MKC GETS
Pace Project No.: 40214265

QC Batch: 365195
QC Batch Method: SM 2540D
Analysis Method: SM 2540D
Analysis Description: 2540D Total Suspended Solids
Laboratory: Pace Analytical Services - Green Bay
Associated Lab Samples: 40214265001, 40214265002

METHOD BLANK: 2110494 Matrix: Water
Associated Lab Samples: 40214265001, 40214265002

Parameter	Units	Blank Result	Reporting Limit	Analyzed	Qualifiers
Total Suspended Solids	mg/L	<0.48	1.0	09/11/20 06:53	

LABORATORY CONTROL SAMPLE: 2110495

Parameter	Units	Spike Conc.	LCS Result	LCS % Rec	% Rec Limits	Qualifiers
Total Suspended Solids	mg/L	100	108	108	80-120	

SAMPLE DUPLICATE: 2110497

Parameter	Units	40214276007 Result	Dup Result	RPD	Max RPD	Qualifiers
Total Suspended Solids	mg/L	1650	1650	0	10	

SAMPLE DUPLICATE: 2110529

Parameter	Units	40214276002 Result	Dup Result	RPD	Max RPD	Qualifiers
Total Suspended Solids	mg/L	875	875	0	10	

Results presented on this page are in the units indicated by the "Units" column except where an alternate unit is presented to the right of the result.

REPORT OF LABORATORY ANALYSIS

This report shall not be reproduced, except in full,
without the written consent of Pace Analytical Services, LLC.

Pace Analytical Services, LLC
1241 Bellevue Street - Suite 9
Green Bay, WI 54302
(920)469-2436

QUALIFIERS

Project: 372148 PH2 TSK2 MKC GETS
Pace Project No.: 40214265

DEFINITIONS

DF - Dilution Factor, if reported, represents the factor applied to the reported data due to dilution of the sample aliquot.

ND - Not Detected at or above LOD.

J - Estimated concentration at or above the LOD and below the LOQ.

LOD - Limit of Detection adjusted for dilution factor, percent moisture, initial weight and final volume.

LOQ - Limit of Quantitation adjusted for dilution factor, percent moisture, initial weight and final volume.

S - Surrogate

1,2-Diphenylhydrazine decomposes to and cannot be separated from Azobenzene using Method 8270. The result for each analyte is a combined concentration.

Consistent with EPA guidelines, unrounded data are displayed and have been used to calculate % recovery and RPD values.

LCS(D) - Laboratory Control Sample (Duplicate)

MS(D) - Matrix Spike (Duplicate)

DUP - Sample Duplicate

RPD - Relative Percent Difference

NC - Not Calculable.

SG - Silica Gel - Clean-Up

U - Indicates the compound was analyzed for, but not detected at or above the adjusted LOD.

N-Nitrosodiphenylamine decomposes and cannot be separated from Diphenylamine using Method 8270. The result reported for each analyte is a combined concentration.

Pace Analytical is TNI accredited. Contact your Pace PM for the current list of accredited analytes.

TNI - The NELAC Institute.

BATCH QUALIFIERS

Batch: 365216

[1] A MS/MSD was extracted with this batch, but it is reported with a different analytical batch

ANALYTE QUALIFIERS

HS Results are from sample aliquot taken from VOA vial with headspace (air bubble greater than 6 mm diameter).

This report shall not be reproduced, except in full,
without the written consent of Pace Analytical Services, LLC.

Pace Analytical Services, LLC
1241 Bellevue Street - Suite 9
Green Bay, WI 54302
(920)469-2436

QUALITY CONTROL DATA CROSS REFERENCE TABLE

Project: 372148 PH2 TSK2 MKC GETS
Pace Project No.: 40214265

Lab ID	Sample ID	QC Batch Method	QC Batch	Analytical Method	Analytical Batch
40214265001	**INFLUENT**	EPA 625	365194	EPA 625 SIM	365216
40214265002	**EFFLUENT**	EPA 625	365194	EPA 625 SIM	365216
40214265001	**INFLUENT**	EPA 624.1	365077		
40214265002	**EFFLUENT**	EPA 624.1	365077		
40214265003	**TRIP BLANK**	EPA 624.1	365077		
40214265001	**INFLUENT**	SM 2540D	365195		
40214265002	**EFFLUENT**	SM 2540D	365195		

This report shall not be reproduced, except in full,
without the written consent of Pace Analytical Services, LLC.

UPPER MIDWEST REGION
MN: 612-607-1700 WI: 920-469-2436

Page 1 of 1

40214265

Pace Analytical®
www.pacelabs.com

CHAIN OF CUSTODY

*Preservation Codes
A=None B=HCL C=H2SO4 D=HNO3 E=DI Water F=Methanol G=NaOH
H=Sodium Bisulfate Solution I=Sodium Thiosulfate J=Other

(Please Print Clearly)	
Company Name:	TRC
Branch/Location:	Madison, WI
Project Contact:	Andrew Stehn
Phone:	608-807-8112
Project Number:	372148 Ph. 2 Tsk. 2
Project Name:	MKC GETS
Project State:	WI
Sampled By (Print):	Ben Wachholz
Sampled By (Sign):	Ben Wachholz
PO #:	149656
Regulatory Program:	

Quote #:	
Mail To Contact:	Andrew Stehn
Mail To Company:	TRC
Mail To Address:	708 Heartland Trail Suite 3000 Madison, WI 53717
Invoice To Contact:	
Invoice To Company:	Same as above
Invoice To Address:	
Invoice To Phone:	608-807-8112

Data Package Options (billable)
☐ EPA Level III
☐ EPA Level IV

MS/MSD
☐ On your sample (billable)
☐ NOT needed on your sample

Matrix Codes
A = Air, B = Biota, C = Charcoal, O = Oil, S = Soil, SI = Sludge, W = Water, DW = Drinking Water, GW = Ground Water, SW = Surface Water, WW = Waste Water, WP = Wipe

PACE LAB #	CLIENT FIELD ID	COLLECTION DATE	COLLECTION TIME	MATRIX	Analyses Requested: TSS	VOCs	PAHs	CLIENT COMMENTS	LAB COMMENTS (Lab Use Only)	Profile #
	FILTERED? (YES/NO)				N	N	N			
	PRESERVATION (CODE)*				A	B	A			
001	INFLUENT	9/8/20	1405	W	X	X	X	2 week TAT ↓	VOCs / PAHs List emailed to PACE. PM	
002	EFFLUENT	9/8/20	1400	W	X	X	X			

Rush Turnaround Time Requested - Prelims
(Rush TAT subject to approval/surcharge)
Date Needed:

Transmit Prelim Rush Results by (complete what you want):
Email #1:
Email #2:
Telephone:
Fax:

Samples on HOLD are subject to special pricing and release of liability

Relinquished By:	Date/Time:	Received By:	Date/Time:
Ben Wachholz	9/8/2020 14:20		
C-Logistics	9/9/20 0725	[signature]	9/9/20 0725

PACE Project No.
40214265

Receipt Temp = 1.6 °C

Sample Receipt pH
OK / Adjusted

Cooler Custody Seal
Present / Not Present
Intact / Not Intact

Version 6.0 06/14/06

C019a(27Jun2006)

ORIGINAL

Pace Analytical Services, LLC
1241 Bellevue Street, Suite 9
Green Bay, WI 54302

Sample Preservation Receipt Form

Client Name: TRC Project # 40214265

All containers needing preservation have been checked and noted below: □Yes □No ☒N/A Initial when completed: Date/ Time:

Lab Lot# of pH paper: Lab Std #ID of preservation (if pH adjusted):

Pace Lab #	Glass: AG1U	BG1U	AG1H	AG4S	AG4U	AG5U	AG2S	BG3U	Plastic: BP1U	BP3U	BP3B	BP3N	BP3S	Vials: VG9A	DG9T	VG9U	VG9H	VG9M	VG9D	Jars: JGFU	JG9U	WGFU	WPFU	General: SP5T	ZPLC	GN	VOA Vials (>6mm) *	H2SO4 pH ≤2	NaOH+Zn Act pH ≥9	NaOH pH ≥12	HNO3 pH ≤2	pH after adjusted	Volume (mL)
001	1					2											3																	2.5 / 5 / 10
002	1					2											3																	2.5 / 5 / 10
003																	2										2							2.5 / 5 / 10
004																																		2.5 / 5 / 10
005																																		2.5 / 5 / 10
006																																		2.5 / 5 / 10
007																																		2.5 / 5 / 10
008																																		2.5 / 5 / 10
009																																		2.5 / 5 / 10
010																																		2.5 / 5 / 10
011																																		2.5 / 5 / 10
012																																		2.5 / 5 / 10
013																																		2.5 / 5 / 10
014																																		2.5 / 5 / 10
015																													9/9/20					2.5 / 5 / 10
016																																		2.5 / 5 / 10
017																																		2.5 / 5 / 10
018																																		2.5 / 5 / 10
019																																		2.5 / 5 / 10
020																													9/9/20					2.5 / 5 / 10

Exceptions to preservation check: VOA, Coliform, TOC, TOX, TOH, O&G, WI DRO, Phenolics, Other:_____ Headspace in VOA Vials (>6mm): ☒Yes □No □N/A *If yes look in headspace column

AG1U	1 liter amber glass
BG1U	1 liter clear glass
AG1H	1 liter amber glass HCL
AG4S	125 mL amber glass H2SO4
AG4U	120 mL amber glass unpres
AG5U	100 mL amber glass unpres
AG2S	500 mL amber glass H2SO4
BG3U	250 mL clear glass unpres

BP1U	1 liter plastic unpres
BP3U	250 mL plastic unpres
BP3B	250 mL plastic NaOH
BP3N	250 mL plastic HNO3
BP3S	250 mL plastic H2SO4

VG9A	40 mL clear ascorbic
DG9T	40 mL amber Na Thio
VG9U	40 mL clear vial unpres
VG9H	40 mL clear vial HCL
VG9M	40 mL clear vial MeOH
VG9D	40 mL clear vial DI

JGFU	4 oz amber jar unpres
JG9U	9 oz amber jar unpres
WGFU	4 oz clear jar unpres
WPFU	4 oz plastic jar unpres
SP5T	120 mL plastic Na Thiosulfate
ZPLC	ziploc bag
GN	

Pace Analytical® 1241 Bellevue Street, Green Bay, WI 54302	Document Name: Sample Condition Upon Receipt (SCUR)	Document Revised: 26Mar2020
	Document No.: ENV-FRM-GBAY-0014-Rev.00	Author: Pace Green Bay Quality Office

Sample Condition Upon Receipt Form (SCUR)

Project # WO# : 40214265

40214265

Client Name: TRC

Courier: ☒ CS Logistics ☐ Fed Ex ☐ Speedee ☐ UPS ☐ Waltco
☐ Client ☐ Pace Other:

Tracking #: 1263 0908 20

Custody Seal on Cooler/Box Present: ☒ yes ☐ no Seals intact: ☒ yes ☐ no

Custody Seal on Samples Present: ☐ yes ☒ no Seals intact: ☐ yes ☐ no

Packing Material: ☒ Bubble Wrap ☒ Bubble Bags ☐ None ☐ Other

Thermometer Used SR - NA **Type of Ice:** (Wet) Blue Dry None ☒ Samples on ice, cooling process has begun

Cooler Temperature Uncorr: 1.5F /Corr:

Temp Blank Present: ☐ yes ☒ no **Biological Tissue is Frozen:** ☐ yes ☐ no

Person examining contents:
Date: 9/9/20 Initials: AC

Labeled By Initials: SRK

Temp should be above freezing to 6°C.
Biota Samples may be received at ≤ 0°C if shipped on Dry Ice.

Chain of Custody Present:	☒Yes ☐No ☐N/A	1.
Chain of Custody Filled Out:	☒Yes ☐No ☐N/A	2.
Chain of Custody Relinquished:	☒Yes ☐No ☐N/A	3.
Sampler Name & Signature on COC:	☒Yes ☐No ☐N/A	4.
Samples Arrived within Hold Time:	☒Yes ☐No	5.
- VOA Samples frozen upon receipt	☐Yes ☐No	Date/Time:
Short Hold Time Analysis (<72hr):	☒Yes ☐No	6.
Rush Turn Around Time Requested:	☐Yes ☒No	7.
Sufficient Volume:		8.
For Analysis: ☒Yes ☐No MS/MSD:	☐Yes ☒No ☐N/A	
Correct Containers Used:	☒Yes ☐No	9.
-Pace Containers Used:	☒Yes ☐No ☐N/A	
-Pace IR Containers Used:	☐Yes ☐No ☒N/A	
Containers Intact:	☒Yes ☐No	10.
Filtered volume received for Dissolved tests	☐Yes ☐No ☒N/A	11.
Sample Labels match COC:	☒Yes ☐No ☐N/A	12.
-Includes date/time/ID/Analysis Matrix:	W	
Trip Blank Present:	☒Yes ☐No ☐N/A	13.
Trip Blank Custody Seals Present	☒Yes ☐No ☐N/A	
Pace Trip Blank Lot # (if purchased):	441	

Client Notification/ Resolution: If checked, see attached form for additional comments ☐

Person Contacted: Date/Time:

Comments/ Resolution:

PM Review is documented electronically in LIMs. By releasing the project, the PM acknowledges they have reviewed the sample logir

Pace Analytical Services, LLC
1241 Bellevue Street - Suite 9
Green Bay, WI 54302
(920)469-2436

December 17, 2020

Andrew Stehn
TRC Madison
708 Heartland Trail
Madison, WI 53717

RE: Project: 372148 PH.2 TSK 2 MKC
Pace Project No.: 40219728

Dear Andrew Stehn:

Enclosed are the analytical results for sample(s) received by the laboratory on December 11, 2020. The results relate only to the samples included in this report. Results reported herein conform to the applicable TNI/NELAC Standards and the laboratory's Quality Manual, where applicable, unless otherwise noted in the body of the report.

The test results provided in this final report were generated by each of the following laboratories within the Pace Network:

- Pace Analytical Services - Green Bay

If you have any questions concerning this report, please feel free to contact me.

Sincerely,

Tod Noltemeyer

Tod Noltemeyer
tod.noltemeyer@pacelabs.com
(920)469-2436
Project Manager

Enclosures

cc: Peggy Popp, TRC - Madison
Ben Wachholz, TRC Madison

This report shall not be reproduced, except in full,
without the written consent of Pace Analytical Services, LLC.

Pace Analytical Services, LLC
1241 Bellevue Street - Suite 9
Green Bay, WI 54302
(920)469-2436

CERTIFICATIONS

Project: 372148 PH.2 TSK 2 MKC
Pace Project No.: 40219728

Pace Analytical Services Green Bay
1241 Bellevue Street, Green Bay, WI 54302
Florida/NELAP Certification #: E87948
Illinois Certification #: 200050
Kentucky UST Certification #: 82
Louisiana Certification #: 04168
Minnesota Certification #: 055-999-334
New York Certification #: 12064
North Dakota Certification #: R-150
Virginia VELAP ID: 460263
South Carolina Certification #: 83006001
Texas Certification #: T104704529-14-1
Wisconsin Certification #: 405132750
Wisconsin DATCP Certification #: 105-444
USDA Soil Permit #: P330-16-00157
Federal Fish & Wildlife Permit #: LE51774A-0

REPORT OF LABORATORY ANALYSIS

This report shall not be reproduced, except in full,
without the written consent of Pace Analytical Services, LLC.

Pace Analytical Services, LLC
1241 Bellevue Street - Suite 9
Green Bay, WI 54302
(920)469-2436

SAMPLE SUMMARY

Project: 372148 PH.2 TSK 2 MKC
Pace Project No.: 40219728

Lab ID	Sample ID	Matrix	Date Collected	Date Received
40219728001	**EFFLUENT**	Water	12/10/20 09:30	12/11/20 10:15
40219728002	**INFLUENT**	Water	12/10/20 09:45	12/11/20 10:15
40219728003	**TRIP BLANK**	Water	12/10/20 00:00	12/11/20 10:15

This report shall not be reproduced, except in full,
without the written consent of Pace Analytical Services, LLC.

Pace Analytical Services, LLC
1241 Bellevue Street - Suite 9
Green Bay, WI 54302
(920)469-2436

SAMPLE ANALYTE COUNT

Project: 372148 PH.2 TSK 2 MKC
Pace Project No.: 40219728

Lab ID	Sample ID	Method	Analysts	Analytes Reported
40219728001	**EFFLUENT**	EPA 625 SIM	JJB	14
		EPA 624.1	LAP	21
40219728002	**INFLUENT**	EPA 625 SIM	JJB	14
		EPA 624.1	LAP	21
40219728003	**TRIP BLANK**	EPA 624.1	LAP	21

PASI-G = Pace Analytical Services - Green Bay

This report shall not be reproduced, except in full,
without the written consent of Pace Analytical Services, LLC.

Pace Analytical Services, LLC
1241 Bellevue Street - Suite 9
Green Bay, WI 54302
(920)469-2436

SUMMARY OF DETECTION

Project: 372148 PH.2 TSK 2 MKC
Pace Project No.: 40219728

Lab Sample ID / Method	Client Sample ID / Parameters	Result	Units	Report Limit	Analyzed	Qualifiers
40219728001	**EFFLUENT**					
EPA 624.1	Tetrachloroethene	9.0	ug/L	1.1	12/16/20 10:43	
EPA 624.1	Trichloroethene	1.5	ug/L	1.0	12/16/20 10:43	
40219728002	**INFLUENT**					
EPA 624.1	Tetrachloroethene	1130	ug/L	21.8	12/16/20 11:07	
EPA 624.1	Trichloroethene	98.6	ug/L	20.0	12/16/20 11:07	

REPORT OF LABORATORY ANALYSIS

This report shall not be reproduced, except in full,
without the written consent of Pace Analytical Services, LLC.

Pace Analytical Services, LLC
1241 Bellevue Street - Suite 9
Green Bay, WI 54302
(920)469-2436

PROJECT NARRATIVE

Project: 372148 PH.2 TSK 2 MKC
Pace Project No.: 40219728

Method: **EPA 625 SIM**
Description: 625 MSSV PAH by SIM
Client: TRC - MADISON
Date: December 17, 2020

General Information:
2 samples were analyzed for EPA 625 SIM by Pace Analytical Services Green Bay. All samples were received in acceptable condition with any exceptions noted below or on the chain-of custody and/or the sample condition upon receipt form (SCUR) attached at the end of this report.

Hold Time:
The samples were analyzed within the method required hold times with any exceptions noted below.

Sample Preparation:
The samples were prepared in accordance with EPA 625 with any exceptions noted below.

Initial Calibrations (including MS Tune as applicable):
All criteria were within method requirements with any exceptions noted below.

Continuing Calibration:
All criteria were within method requirements with any exceptions noted below.

Internal Standards:
All internal standards were within QC limits with any exceptions noted below.

Surrogates:
All surrogates were within QC limits with any exceptions noted below.

Method Blank:
All analytes were below the report limit in the method blank, where applicable, with any exceptions noted below.

Laboratory Control Spike:
All laboratory control spike compounds were within QC limits with any exceptions noted below.

Matrix Spikes:
All percent recoveries and relative percent differences (RPDs) were within acceptance criteria with any exceptions noted below.

Additional Comments:

Batch Comments:

A MS/MSD was extracted with this batch but it is reported with a different analytical batch
- QC Batch: 373841

This report shall not be reproduced, except in full,
without the written consent of Pace Analytical Services, LLC.

Pace Analytical Services, LLC
1241 Bellevue Street - Suite 9
Green Bay, WI 54302
(920)469-2436

PROJECT NARRATIVE

Project: 372148 PH.2 TSK 2 MKC
Pace Project No.: 40219728

Method: **EPA 624.1**
Description: 624.1 Volatile Organics
Client: TRC - MADISON
Date: December 17, 2020

General Information:
3 samples were analyzed for EPA 624.1 by Pace Analytical Services Green Bay. All samples were received in acceptable condition with any exceptions noted below or on the chain-of custody and/or the sample condition upon receipt form (SCUR) attached at the end of this report.

Hold Time:
The samples were analyzed within the method required hold times with any exceptions noted below.

Initial Calibrations (including MS Tune as applicable):
All criteria were within method requirements with any exceptions noted below.

Continuing Calibration:
All criteria were within method requirements with any exceptions noted below.

Internal Standards:
All internal standards were within QC limits with any exceptions noted below.

Surrogates:
All surrogates were within QC limits with any exceptions noted below.

Method Blank:
All analytes were below the report limit in the method blank, where applicable, with any exceptions noted below.

Laboratory Control Spike:
All laboratory control spike compounds were within QC limits with any exceptions noted below.

Matrix Spikes:
All percent recoveries and relative percent differences (RPDs) were within acceptance criteria with any exceptions noted below.

Additional Comments:

This data package has been reviewed for quality and completeness and is approved for release.

This report shall not be reproduced, except in full,
without the written consent of Pace Analytical Services, LLC.

Pace Analytical Services, LLC
1241 Bellevue Street - Suite 9
Green Bay, WI 54302
(920)469-2436

ANALYTICAL RESULTS

Project: 372148 PH.2 TSK 2 MKC
Pace Project No.: 40219728

Sample: EFFLUENT **Lab ID: 40219728001** Collected: 12/10/20 09:30 Received: 12/11/20 10:15 Matrix: Water

Parameters	Results	Units	LOQ	LOD	DF	Prepared	Analyzed	CAS No.	Qual
625 MSSV PAH by SIM	Analytical Method: EPA 625 SIM Preparation Method: EPA 625 Pace Analytical Services - Green Bay								
Benzo(a)anthracene	**<0.0071**	ug/L	0.035	0.0071	1	12/15/20 08:48	12/16/20 10:00	56-55-3	
Benzo(a)pyrene	**<0.0098**	ug/L	0.049	0.0098	1	12/15/20 08:48	12/16/20 10:00	50-32-8	
Benzo(b)fluoranthene	**<0.0054**	ug/L	0.027	0.0054	1	12/15/20 08:48	12/16/20 10:00	205-99-2	
Benzo(g,h,i)perylene	**<0.0063**	ug/L	0.032	0.0063	1	12/15/20 08:48	12/16/20 10:00	191-24-2	
Benzo(k)fluoranthene	**<0.0071**	ug/L	0.035	0.0071	1	12/15/20 08:48	12/16/20 10:00	207-08-9	
Chrysene	**<0.012**	ug/L	0.061	0.012	1	12/15/20 08:48	12/16/20 10:00	218-01-9	
Dibenz(a,h)anthracene	**<0.0094**	ug/L	0.047	0.0094	1	12/15/20 08:48	12/16/20 10:00	53-70-3	
Fluoranthene	**<0.010**	ug/L	0.050	0.010	1	12/15/20 08:48	12/16/20 10:00	206-44-0	
Indeno(1,2,3-cd)pyrene	**<0.016**	ug/L	0.082	0.016	1	12/15/20 08:48	12/16/20 10:00	193-39-5	
Naphthalene	**<0.017**	ug/L	0.086	0.017	1	12/15/20 08:48	12/16/20 10:00	91-20-3	
Phenanthrene	**<0.013**	ug/L	0.064	0.013	1	12/15/20 08:48	12/16/20 10:00	85-01-8	
Pyrene	**<0.0071**	ug/L	0.036	0.0071	1	12/15/20 08:48	12/16/20 10:00	129-00-0	
Surrogates									
2-Fluorobiphenyl (S)	48	%	39-120		1	12/15/20 08:48	12/16/20 10:00	321-60-8	
Terphenyl-d14 (S)	82	%	10-159		1	12/15/20 08:48	12/16/20 10:00	1718-51-0	
624.1 Volatile Organics	Analytical Method: EPA 624.1 Pace Analytical Services - Green Bay								
Benzene	**<0.25**	ug/L	1.0	0.25	1		12/16/20 10:43	71-43-2	
Bromodichloromethane	**<0.36**	ug/L	1.2	0.36	1		12/16/20 10:43	75-27-4	
Bromoform	**<4.0**	ug/L	13.2	4.0	1		12/16/20 10:43	75-25-2	
Bromomethane	**<0.97**	ug/L	5.0	0.97	1		12/16/20 10:43	74-83-9	
Carbon tetrachloride	**<1.1**	ug/L	3.6	1.1	1		12/16/20 10:43	56-23-5	
Chloroform	**<1.3**	ug/L	5.0	1.3	1		12/16/20 10:43	67-66-3	
Chloromethane	**<2.2**	ug/L	7.3	2.2	1		12/16/20 10:43	74-87-3	
1,2-Dichloroethane	**<0.28**	ug/L	1.0	0.28	1		12/16/20 10:43	107-06-2	
1,1-Dichloroethene	**<0.24**	ug/L	1.0	0.24	1		12/16/20 10:43	75-35-4	
Ethylbenzene	**<0.32**	ug/L	1.1	0.32	1		12/16/20 10:43	100-41-4	
1,1,2,2-Tetrachloroethane	**<0.28**	ug/L	1.0	0.28	1		12/16/20 10:43	79-34-5	
Tetrachloroethene	**9.0**	ug/L	1.1	0.33	1		12/16/20 10:43	127-18-4	
Toluene	**<0.27**	ug/L	0.90	0.27	1		12/16/20 10:43	108-88-3	
1,1,1-Trichloroethane	**<0.24**	ug/L	1.0	0.24	1		12/16/20 10:43	71-55-6	
1,1,2-Trichloroethane	**<0.55**	ug/L	5.0	0.55	1		12/16/20 10:43	79-00-5	
Trichloroethene	**1.5**	ug/L	1.0	0.26	1		12/16/20 10:43	79-01-6	
Vinyl chloride	**<0.17**	ug/L	1.0	0.17	1		12/16/20 10:43	75-01-4	
Xylene (Total)	**<1.5**	ug/L	3.0	1.5	1		12/16/20 10:43	1330-20-7	
Surrogates									
Dibromofluoromethane (S)	103	%	70-130		1		12/16/20 10:43	1868-53-7	
4-Bromofluorobenzene (S)	95	%	70-130		1		12/16/20 10:43	460-00-4	
Toluene-d8 (S)	103	%	70-130		1		12/16/20 10:43	2037-26-5	

REPORT OF LABORATORY ANALYSIS

This report shall not be reproduced, except in full,
without the written consent of Pace Analytical Services, LLC.

Pace Analytical Services, LLC
1241 Bellevue Street - Suite 9
Green Bay, WI 54302
(920)469-2436

ANALYTICAL RESULTS

Project: 372148 PH.2 TSK 2 MKC
Pace Project No.: 40219728

Sample: INFLUENT **Lab ID: 40219728002** Collected: 12/10/20 09:45 Received: 12/11/20 10:15 Matrix: Water

Parameters	Results	Units	LOQ	LOD	DF	Prepared	Analyzed	CAS No.	Qual
625 MSSV PAH by SIM	Analytical Method: EPA 625 SIM Preparation Method: EPA 625 Pace Analytical Services - Green Bay								
Benzo(a)anthracene	**<0.0077**	ug/L	0.039	0.0077	1	12/15/20 08:48	12/16/20 10:19	56-55-3	
Benzo(a)pyrene	**<0.011**	ug/L	0.054	0.011	1	12/15/20 08:48	12/16/20 10:19	50-32-8	
Benzo(b)fluoranthene	**<0.0059**	ug/L	0.029	0.0059	1	12/15/20 08:48	12/16/20 10:19	205-99-2	
Benzo(g,h,i)perylene	**<0.0069**	ug/L	0.035	0.0069	1	12/15/20 08:48	12/16/20 10:19	191-24-2	
Benzo(k)fluoranthene	**<0.0077**	ug/L	0.039	0.0077	1	12/15/20 08:48	12/16/20 10:19	207-08-9	
Chrysene	**<0.013**	ug/L	0.067	0.013	1	12/15/20 08:48	12/16/20 10:19	218-01-9	
Dibenz(a,h)anthracene	**<0.010**	ug/L	0.051	0.010	1	12/15/20 08:48	12/16/20 10:19	53-70-3	
Fluoranthene	**<0.011**	ug/L	0.054	0.011	1	12/15/20 08:48	12/16/20 10:19	206-44-0	
Indeno(1,2,3-cd)pyrene	**<0.018**	ug/L	0.090	0.018	1	12/15/20 08:48	12/16/20 10:19	193-39-5	
Naphthalene	**<0.019**	ug/L	0.094	0.019	1	12/15/20 08:48	12/16/20 10:19	91-20-3	
Phenanthrene	**<0.014**	ug/L	0.070	0.014	1	12/15/20 08:48	12/16/20 10:19	85-01-8	
Pyrene	**<0.0078**	ug/L	0.039	0.0078	1	12/15/20 08:48	12/16/20 10:19	129-00-0	
Surrogates									
2-Fluorobiphenyl (S)	46	%	39-120		1	12/15/20 08:48	12/16/20 10:19	321-60-8	
Terphenyl-d14 (S)	81	%	10-159		1	12/15/20 08:48	12/16/20 10:19	1718-51-0	
624.1 Volatile Organics	Analytical Method: EPA 624.1 Pace Analytical Services - Green Bay								
Benzene	**<4.9**	ug/L	20.0	4.9	20		12/16/20 11:07	71-43-2	
Bromodichloromethane	**<7.3**	ug/L	24.2	7.3	20		12/16/20 11:07	75-27-4	
Bromoform	**<79.4**	ug/L	265	79.4	20		12/16/20 11:07	75-25-2	
Bromomethane	**<19.4**	ug/L	100	19.4	20		12/16/20 11:07	74-83-9	
Carbon tetrachloride	**<21.5**	ug/L	71.8	21.5	20		12/16/20 11:07	56-23-5	
Chloroform	**<25.5**	ug/L	100	25.5	20		12/16/20 11:07	67-66-3	
Chloromethane	**<43.8**	ug/L	146	43.8	20		12/16/20 11:07	74-87-3	
1,2-Dichloroethane	**<5.6**	ug/L	20.0	5.6	20		12/16/20 11:07	107-06-2	
1,1-Dichloroethene	**<4.9**	ug/L	20.0	4.9	20		12/16/20 11:07	75-35-4	
Ethylbenzene	**<6.4**	ug/L	21.2	6.4	20		12/16/20 11:07	100-41-4	
1,1,2,2-Tetrachloroethane	**<5.5**	ug/L	20.0	5.5	20		12/16/20 11:07	79-34-5	
Tetrachloroethene	**1130**	ug/L	21.8	6.5	20		12/16/20 11:07	127-18-4	
Toluene	**<5.4**	ug/L	18.0	5.4	20		12/16/20 11:07	108-88-3	
1,1,1-Trichloroethane	**<4.9**	ug/L	20.0	4.9	20		12/16/20 11:07	71-55-6	
1,1,2-Trichloroethane	**<11.0**	ug/L	100	11.0	20		12/16/20 11:07	79-00-5	
Trichloroethene	**98.6**	ug/L	20.0	5.1	20		12/16/20 11:07	79-01-6	
Vinyl chloride	**<3.5**	ug/L	20.0	3.5	20		12/16/20 11:07	75-01-4	
Xylene (Total)	**<30.0**	ug/L	60.0	30.0	20		12/16/20 11:07	1330-20-7	
Surrogates									
Dibromofluoromethane (S)	97	%	70-130		20		12/16/20 11:07	1868-53-7	
4-Bromofluorobenzene (S)	94	%	70-130		20		12/16/20 11:07	460-00-4	
Toluene-d8 (S)	99	%	70-130		20		12/16/20 11:07	2037-26-5	

REPORT OF LABORATORY ANALYSIS

This report shall not be reproduced, except in full,
without the written consent of Pace Analytical Services, LLC.

Pace Analytical Services, LLC
1241 Bellevue Street - Suite 9
Green Bay, WI 54302
(920)469-2436

ANALYTICAL RESULTS

Project: 372148 PH.2 TSK 2 MKC
Pace Project No.: 40219728

Sample: TRIP BLANK **Lab ID: 40219728003** Collected: 12/10/20 00:00 Received: 12/11/20 10:15 Matrix: Water

Parameters	Results	Units	LOQ	LOD	DF	Prepared	Analyzed	CAS No.	Qual
624.1 Volatile Organics	Analytical Method: EPA 624.1 Pace Analytical Services - Green Bay								
Benzene	**<0.25**	ug/L	1.0	0.25	1		12/16/20 10:19	71-43-2	
Bromodichloromethane	**<0.36**	ug/L	1.2	0.36	1		12/16/20 10:19	75-27-4	
Bromoform	**<4.0**	ug/L	13.2	4.0	1		12/16/20 10:19	75-25-2	
Bromomethane	**<0.97**	ug/L	5.0	0.97	1		12/16/20 10:19	74-83-9	
Carbon tetrachloride	**<1.1**	ug/L	3.6	1.1	1		12/16/20 10:19	56-23-5	
Chloroform	**<1.3**	ug/L	5.0	1.3	1		12/16/20 10:19	67-66-3	
Chloromethane	**<2.2**	ug/L	7.3	2.2	1		12/16/20 10:19	74-87-3	
1,2-Dichloroethane	**<0.28**	ug/L	1.0	0.28	1		12/16/20 10:19	107-06-2	
1,1-Dichloroethene	**<0.24**	ug/L	1.0	0.24	1		12/16/20 10:19	75-35-4	
Ethylbenzene	**<0.32**	ug/L	1.1	0.32	1		12/16/20 10:19	100-41-4	
1,1,2,2-Tetrachloroethane	**<0.28**	ug/L	1.0	0.28	1		12/16/20 10:19	79-34-5	
Tetrachloroethene	**<0.33**	ug/L	1.1	0.33	1		12/16/20 10:19	127-18-4	
Toluene	**<0.27**	ug/L	0.90	0.27	1		12/16/20 10:19	108-88-3	
1,1,1-Trichloroethane	**<0.24**	ug/L	1.0	0.24	1		12/16/20 10:19	71-55-6	
1,1,2-Trichloroethane	**<0.55**	ug/L	5.0	0.55	1		12/16/20 10:19	79-00-5	
Trichloroethene	**<0.26**	ug/L	1.0	0.26	1		12/16/20 10:19	79-01-6	
Vinyl chloride	**<0.17**	ug/L	1.0	0.17	1		12/16/20 10:19	75-01-4	
Xylene (Total)	**<1.5**	ug/L	3.0	1.5	1		12/16/20 10:19	1330-20-7	
Surrogates									
Dibromofluoromethane (S)	93	%	70-130		1		12/16/20 10:19	1868-53-7	HS
4-Bromofluorobenzene (S)	99	%	70-130		1		12/16/20 10:19	460-00-4	
Toluene-d8 (S)	100	%	70-130		1		12/16/20 10:19	2037-26-5	

REPORT OF LABORATORY ANALYSIS

This report shall not be reproduced, except in full,
without the written consent of Pace Analytical Services, LLC.

Pace Analytical Services, LLC
1241 Bellevue Street - Suite 9
Green Bay, WI 54302
(920)469-2436

QUALITY CONTROL DATA

Project: 372148 PH.2 TSK 2 MKC
Pace Project No.: 40219728

QC Batch: 373875
QC Batch Method: EPA 624.1
Analysis Method: EPA 624.1
Analysis Description: 624.1 MSV
Laboratory: Pace Analytical Services - Green Bay
Associated Lab Samples: 40219728001, 40219728002, 40219728003

METHOD BLANK: 2160774 Matrix: Water
Associated Lab Samples: 40219728001, 40219728002, 40219728003

Parameter	Units	Blank Result	Reporting Limit	Analyzed	Qualifiers
1,1,1-Trichloroethane	ug/L	<0.24	1.0	12/16/20 07:57	
1,1,2,2-Tetrachloroethane	ug/L	<0.28	1.0	12/16/20 07:57	
1,1,2-Trichloroethane	ug/L	<0.55	5.0	12/16/20 07:57	
1,1-Dichloroethene	ug/L	<0.24	1.0	12/16/20 07:57	
1,2-Dichloroethane	ug/L	<0.28	1.0	12/16/20 07:57	
Benzene	ug/L	<0.25	1.0	12/16/20 07:57	
Bromodichloromethane	ug/L	<0.36	1.2	12/16/20 07:57	
Bromoform	ug/L	<4.0	13.2	12/16/20 07:57	
Bromomethane	ug/L	<0.97	5.0	12/16/20 07:57	
Carbon tetrachloride	ug/L	<1.1	3.6	12/16/20 07:57	
Chloroform	ug/L	<1.3	5.0	12/16/20 07:57	
Chloromethane	ug/L	<2.2	7.3	12/16/20 07:57	
Ethylbenzene	ug/L	<0.32	1.1	12/16/20 07:57	
Tetrachloroethene	ug/L	<0.33	1.1	12/16/20 07:57	
Toluene	ug/L	<0.27	0.90	12/16/20 07:57	
Trichloroethene	ug/L	<0.26	1.0	12/16/20 07:57	
Vinyl chloride	ug/L	<0.17	1.0	12/16/20 07:57	
Xylene (Total)	ug/L	<1.5	3.0	12/16/20 07:57	
4-Bromofluorobenzene (S)	%	98	70-130	12/16/20 07:57	
Dibromofluoromethane (S)	%	96	70-130	12/16/20 07:57	
Toluene-d8 (S)	%	99	70-130	12/16/20 07:57	

LABORATORY CONTROL SAMPLE: 2160775

Parameter	Units	Spike Conc.	LCS Result	LCS % Rec	% Rec Limits	Qualifiers
1,1,1-Trichloroethane	ug/L	50	48.1	96	70-130	
1,1,2,2-Tetrachloroethane	ug/L	50	41.7	83	60-140	
1,1,2-Trichloroethane	ug/L	50	47.8	96	70-130	
1,1-Dichloroethene	ug/L	50	47.6	95	50-150	
1,2-Dichloroethane	ug/L	50	41.7	83	70-130	
Benzene	ug/L	50	47.5	95	65-135	
Bromodichloromethane	ug/L	50	47.2	94	65-135	
Bromoform	ug/L	50	50.6	101	70-130	
Bromomethane	ug/L	50	49.8	100	15-185	
Carbon tetrachloride	ug/L	50	51.1	102	70-130	
Chloroform	ug/L	50	42.7	85	70-135	
Chloromethane	ug/L	50	50.1	100	10-200	
Ethylbenzene	ug/L	50	50.1	100	60-140	
Tetrachloroethene	ug/L	50	48.3	97	70-130	

Results presented on this page are in the units indicated by the "Units" column except where an alternate unit is presented to the right of the result.

REPORT OF LABORATORY ANALYSIS

This report shall not be reproduced, except in full,
without the written consent of Pace Analytical Services, LLC.

Pace Analytical Services, LLC
1241 Bellevue Street - Suite 9
Green Bay, WI 54302
(920)469-2436

QUALITY CONTROL DATA

Project: 372148 PH.2 TSK 2 MKC
Pace Project No.: 40219728

LABORATORY CONTROL SAMPLE: 2160775

Parameter	Units	Spike Conc.	LCS Result	LCS % Rec	% Rec Limits	Qualifiers
Toluene	ug/L	50	49.4	99	70-130	
Trichloroethene	ug/L	50	50.0	100	65-135	
Vinyl chloride	ug/L	50	51.4	103	10-195	
Xylene (Total)	ug/L	150	152	101	70-130	
4-Bromofluorobenzene (S)	%			102	70-130	
Dibromofluoromethane (S)	%			94	70-130	
Toluene-d8 (S)	%			102	70-130	

MATRIX SPIKE & MATRIX SPIKE DUPLICATE: 2160868 2160869

Parameter	Units	40219728001 Result	MS Spike Conc.	MSD Spike Conc.	MS Result	MSD Result	MS % Rec	MSD % Rec	% Rec Limits	RPD	Max RPD	Qual
1,1,1-Trichloroethane	ug/L	<0.24	50	50	55.7	54.4	111	109	52-162	2	36	
1,1,2,2-Tetrachloroethane	ug/L	<0.28	50	50	50.1	49.6	100	99	46-157	1	50	
1,1,2-Trichloroethane	ug/L	<0.55	50	50	48.7	48.7	97	97	52-150	0	45	
1,1-Dichloroethene	ug/L	<0.24	50	50	49.9	48.1	100	96	10-200	4	32	
1,2-Dichloroethane	ug/L	<0.28	50	50	48.8	46.4	98	93	49-155	5	49	
Benzene	ug/L	<0.25	50	50	50.5	48.6	101	97	37-151	4	50	
Bromodichloromethane	ug/L	<0.36	50	50	54.2	51.3	108	103	35-155	6	50	
Bromoform	ug/L	<4.0	50	50	53.0	53.2	106	106	45-169	0	42	
Bromomethane	ug/L	<0.97	50	50	37.2	39.6	74	79	10-200	6	50	
Carbon tetrachloride	ug/L	<1.1	50	50	59.6	56.9	119	114	70-140	5	41	
Chloroform	ug/L	<1.3	50	50	50.2	48.2	100	96	51-138	4	50	
Chloromethane	ug/L	<2.2	50	50	38.4	37.5	77	75	10-200	3	50	
Ethylbenzene	ug/L	<0.32	50	50	55.3	53.2	111	106	37-162	4	20	
Tetrachloroethene	ug/L	9.0	50	50	60.9	58.3	104	99	64-148	4	39	
Toluene	ug/L	<0.27	50	50	52.6	50.4	105	101	47-150	4	41	
Trichloroethene	ug/L	1.5	50	50	55.8	53.4	108	104	70-157	4	48	
Vinyl chloride	ug/L	<0.17	50	50	46.5	45.9	93	92	10-200	1	50	
Xylene (Total)	ug/L	<1.5	150	150	162	158	108	105	70-130	3	20	
4-Bromofluorobenzene (S)	%						102	103	70-130			
Dibromofluoromethane (S)	%						101	102	70-130			
Toluene-d8 (S)	%						101	101	70-130			

Results presented on this page are in the units indicated by the "Units" column except where an alternate unit is presented to the right of the result.

REPORT OF LABORATORY ANALYSIS

This report shall not be reproduced, except in full,
without the written consent of Pace Analytical Services, LLC.

Pace Analytical Services, LLC
1241 Bellevue Street - Suite 9
Green Bay, WI 54302
(920)469-2436

QUALITY CONTROL DATA

Project: 372148 PH.2 TSK 2 MKC
Pace Project No.: 40219728

QC Batch: 373762
QC Batch Method: EPA 625
Analysis Method: EPA 625 SIM
Analysis Description: 625 Water PAH
Laboratory: Pace Analytical Services - Green Bay
Associated Lab Samples: 40219728001, 40219728002

METHOD BLANK: 2160125 Matrix: Water
Associated Lab Samples: 40219728001, 40219728002

Parameter	Units	Blank Result	Reporting Limit	Analyzed	Qualifiers
Benzo(a)anthracene	ug/L	<0.0076	0.038	12/16/20 07:50	
Benzo(a)pyrene	ug/L	<0.011	0.053	12/16/20 07:50	
Benzo(b)fluoranthene	ug/L	<0.0057	0.029	12/16/20 07:50	
Benzo(g,h,i)perylene	ug/L	<0.0068	0.034	12/16/20 07:50	
Benzo(k)fluoranthene	ug/L	<0.0076	0.038	12/16/20 07:50	
Chrysene	ug/L	<0.013	0.065	12/16/20 07:50	
Dibenz(a,h)anthracene	ug/L	<0.010	0.050	12/16/20 07:50	
Fluoranthene	ug/L	<0.011	0.053	12/16/20 07:50	
Indeno(1,2,3-cd)pyrene	ug/L	<0.018	0.088	12/16/20 07:50	
Naphthalene	ug/L	<0.018	0.092	12/16/20 07:50	
Phenanthrene	ug/L	<0.014	0.069	12/16/20 07:50	
Pyrene	ug/L	<0.0076	0.038	12/16/20 07:50	
2-Fluorobiphenyl (S)	%	62	39-120	12/16/20 07:50	
Terphenyl-d14 (S)	%	98	10-159	12/16/20 07:50	

LABORATORY CONTROL SAMPLE: 2160126

Parameter	Units	Spike Conc.	LCS Result	LCS % Rec	% Rec Limits	Qualifiers
Benzo(a)anthracene	ug/L	2	1.7	85	47-118	
Benzo(a)pyrene	ug/L	2	1.6	81	70-120	
Benzo(b)fluoranthene	ug/L	2	1.6	80	54-97	
Benzo(g,h,i)perylene	ug/L	2	1.1	57	26-74	
Benzo(k)fluoranthene	ug/L	2	1.8	92	73-126	
Chrysene	ug/L	2	1.8	91	75-151	
Dibenz(a,h)anthracene	ug/L	2	1.2	59	13-72	
Fluoranthene	ug/L	2	1.7	83	63-120	
Indeno(1,2,3-cd)pyrene	ug/L	2	1.5	76	51-101	
Naphthalene	ug/L	2	1.3	63	41-120	
Phenanthrene	ug/L	2	1.4	72	47-100	
Pyrene	ug/L	2	1.9	93	70-128	
2-Fluorobiphenyl (S)	%			66	39-120	
Terphenyl-d14 (S)	%			102	10-159	

Results presented on this page are in the units indicated by the "Units" column except where an alternate unit is presented to the right of the result.

REPORT OF LABORATORY ANALYSIS

This report shall not be reproduced, except in full,
without the written consent of Pace Analytical Services, LLC.

Pace Analytical Services, LLC
1241 Bellevue Street - Suite 9
Green Bay, WI 54302
(920)469-2436

QUALIFIERS

Project: 372148 PH.2 TSK 2 MKC
Pace Project No.: 40219728

DEFINITIONS

DF - Dilution Factor, if reported, represents the factor applied to the reported data due to dilution of the sample aliquot.

ND - Not Detected at or above LOD.

J - Estimated concentration at or above the LOD and below the LOQ.

LOD - Limit of Detection adjusted for dilution factor, percent moisture, initial weight and final volume.

LOQ - Limit of Quantitation adjusted for dilution factor, percent moisture, initial weight and final volume.

S - Surrogate

1,2-Diphenylhydrazine decomposes to and cannot be separated from Azobenzene using Method 8270. The result for each analyte is a combined concentration.

Consistent with EPA guidelines, unrounded data are displayed and have been used to calculate % recovery and RPD values.

LCS(D) - Laboratory Control Sample (Duplicate)

MS(D) - Matrix Spike (Duplicate)

DUP - Sample Duplicate

RPD - Relative Percent Difference

NC - Not Calculable.

SG - Silica Gel - Clean-Up

U - Indicates the compound was analyzed for, but not detected at or above the adjusted LOD.

N-Nitrosodiphenylamine decomposes and cannot be separated from Diphenylamine using Method 8270. The result reported for each analyte is a combined concentration.

Pace Analytical is TNI accredited. Contact your Pace PM for the current list of accredited analytes.

TNI - The NELAC Institute.

BATCH QUALIFIERS

Batch: 373841

[1] A MS/MSD was extracted with this batch but it is reported with a different analytical batch

ANALYTE QUALIFIERS

HS Results are from sample aliquot taken from VOA vial with headspace (air bubble greater than 6 mm diameter).

This report shall not be reproduced, except in full,
without the written consent of Pace Analytical Services, LLC.

Pace Analytical Services, LLC
1241 Bellevue Street - Suite 9
Green Bay, WI 54302
(920)469-2436

QUALITY CONTROL DATA CROSS REFERENCE TABLE

Project: 372148 PH.2 TSK 2 MKC
Pace Project No.: 40219728

Lab ID	Sample ID	QC Batch Method	QC Batch	Analytical Method	Analytical Batch
40219728001	**EFFLUENT**	EPA 625	373762	EPA 625 SIM	373841
40219728002	**INFLUENT**	EPA 625	373762	EPA 625 SIM	373841
40219728001	**EFFLUENT**	EPA 624.1	373875		
40219728002	**INFLUENT**	EPA 624.1	373875		
40219728003	**TRIP BLANK**	EPA 624.1	373875		

This report shall not be reproduced, except in full,
without the written consent of Pace Analytical Services, LLC.

UPPER MIDWEST REGION 40219728 Page 1 of 1

MN: 612-607-1700 WI: 920-469-2436

Pace Analytical® www.pacelabs.com

TRC to email VOC/PAH parameter list

CHAIN OF CUSTODY

*Preservation Codes
A=None B=HCL C=H2SO4 D=HNO3 E=DI Water F=Methanol G=NaOH
H=Sodium Bisulfate Solution I=Sodium Thiosulfate J=Other

(Please Print Clearly)

Company Name:	TRC
Branch/Location:	Madison, WI
Project Contact:	Andrew Stehn
Phone:	608-807-8112
Project Number:	372148 Ph. 2 Tsk 2
Project Name:	MKE - OM+M
Project State:	Wisconsin
Sampled By (Print):	Andrew Stehn
Sampled By (Sign):	Andrew Stehn
PO #:	149656
Regulatory Program:	

FILTERED? (YES/NO) PRESERVATION (CODE)*

Quote #:	
Mail To Contact:	Andrew Stehn
Mail To Company:	TRC
Mail To Address:	708 Heartland Trail Suite 3000, Madison, WI 53717
Invoice To Contact:	Andrew Stehn
Invoice To Company:	TRC
Invoice To Address:	Same as above
Invoice To Phone:	608-807-8112

Data Package Options (billable)
- ☐ EPA Level III
- ☐ EPA Level IV

MS/MSD
- ☐ On your sample (billable)
- ☐ NOT needed on your sample

Matrix Codes
A = Air, B = Biota, C = Charcoal, O = Oil, S = Soil, SI = Sludge, W = Water, DW = Drinking Water, GW = Ground Water, SW = Surface Water, WW = Waste Water, WP = Wipe

PACE LAB #	CLIENT FIELD ID	COLLECTION DATE	COLLECTION TIME	MATRIX	Analyses Requested	VOCs	PAHs	CLIENT COMMENTS	LAB COMMENTS (Lab Use Only)	Profile #
					Y/N	N	N			
					Pick Letter	B	A			
001	Effluent	12/10/20	930	GW		X	X			
002	Influent	12/10/20	945	GW		X	X			
003	Trip Blank					X				

Rush Turnaround Time Requested - Prelims
(Rush TAT subject to approval/surcharge)
Date Needed:

Transmit Prelim Rush Results by (complete what you want):

Email #1:	
Email #2:	
Telephone:	
Fax:	

Samples on HOLD are subject to special pricing and release of liability

Relinquished By:	Date/Time:	Received By:	Date/Time:
Andrew Stehn (TRC)	12/10/20 10:00	Fed Ex	12/10/20 4700
Fed Ex	12/11/20 1015	Susan K Wylie	12/11/20 1015
		Pace	

PACE Project No. 40219728

Receipt Temp = ROI °C

Sample Receipt pH OK / Adjusted

Cooler Custody Seal Present / Not Present Intact / Not Intact

C019a(27Jun2006)

Version 6.0 06/14/06

ORIGINAL

Pace Container Order #732968

40219728

Addresses

Order By :

Company TRC - MADISON
Contact Stehn, Andrew
Email astehn@trcsolutions.com
Address 708 Heartland Trail
Address 2
City Madison
State WI Zip 53717
Phone NONE

Ship To :

Company TRC - MADISON
Contact Stehn, Andrew
Email astehn@trcsolutions.com
Address 708 Heartland Trail
Address 2
City Madison
State WI Zip 53717
Phone NONE

Return To:

Company Pace Analytical Green Bay
Contact Noltemeyer, Tod
Email tod.noltemeyer@pacelabs.com
Address 1241 Bellevue Street
Address 2 Suite 9
City Green Bay
State WI Zip 54302
Phone (920)469-2436

Info

Project Name Madison Kipp Corp
Due Date 12/01/2020
Profile 5567
Quote
Project Manager Noltemeyer, Tod
Return Date
Carrier Most Economical
Location

Trip Blanks

[X] Include Trip Blanks

Bottle Labels

[X] Blank
[ ] Pre-Printed No Sample IDs
[ ] Pre-Printed With Sample IDs

Bottles

[ ] Boxed Cases
[ ] Individually Wrapped
[ ] Grouped By Sample ID/Matrix

Return Shipping Labels

[ ] No Shipper
[ ] With Shipper

COC Options

[X] Number of Blanks 1
[ ] Pre-Printed

Misc

[ ] Sampling Instructions
[X] Custody Seal
[X] Temp. Blanks
[X] Coolers
[ ] Syringes
[ ] Extra Bubble Wrap
[ ] Short Hold/Rush Stickers
[ ] DI Water Liter(s)
[ ] USDA Regulated Soils

# of Samples	Matrix	Test	Container	Total	# of	Lot #	Notes
1	WT	Trip BLANK	2-40mL HCl+DI water	2	0	B-0-139-01VB	
2	WT	VOC by 624	3-40mL clear vial HCl	6	4	B-0-277-01VB	Three vials per sample.
2	WT	PAH by 8270 SIM (low vol)	2-100 mL amber glass, unpres	4	2	D-0-273-03DB	Two bottles per sample.
2	WT	TSS	1L plastic unpres	2	0	C-0-227-02BB	

Hazard Shipping Placard In Place : NA

Sample receiving hours are typically 8am-5pm, but may differ by location. Please check with your Pace Project Manager.
Pace Analytical reserves the right to return hazardous, toxic, or radioactive samples to you.
Pace Analytical reserves the right to charge for unused bottles, as well as cost associated with sample storage/disposal.
Payment term are net 30 days.
Please include the proposal number on the chain of custody to insure proper billing.

LAB USE:

Ship Date : 11/24/2020
Prepared By: Mai Yer Her
Verified By:

Sample

CLIENT USE (Optional):

Date Rec'd:
Received By:
Verified By:

Pace Analytical Services, LLC
1241 Bellevue Street, Suite 9
Green Bay, WI 54302

Sample Preservation Receipt Form

Client Name: TRC Project # 40299728

All containers needing preservation have been checked and noted below: ☐Yes ☐No ☐N/A Initial when completed: Date/ Time:

Lab Lot# of pH paper: Lab Std #ID of preservation (if pH adjusted):

Pace Lab #	Glass							Plastic					Vials						Jars				General			VOA Vials (>6mm) *	H2SO4 pH ≤2	NaOH+Zn Act pH ≥9	NaOH pH ≥12	HNO3 pH ≤2	pH after adjusted	Volume (mL)
	AG1U	BG1U	AG1H	AG4S	AG4U	AG5U	AG2S	BG3U	BP1U	BP3U	BP3B	BP3N	BP3S	VG9A	DG9T	VG9U	VG9H	VG9M	VG9D	JGFU	JG9U	WGFU	WPFU	SP5T	ZPLC	GN						
001						3											3															2.5 / 5 / 10
002						3											3															2.5 / 5 / 10
003																	2										2					2.5 / 5 / 10
004																																2.5 / 5 / 10
005																																2.5 / 5 / 10
006																																2.5 / 5 / 10
007																																2.5 / 5 / 10
008																																2.5 / 5 / 10
009																																2.5 / 5 / 10
010																																2.5 / 5 / 10
011																																2.5 / 5 / 10
012																																2.5 / 5 / 10
013																																2.5 / 5 / 10
014																																2.5 / 5 / 10
015																																2.5 / 5 / 10
016																																2.5 / 5 / 10
017																																2.5 / 5 / 10
018																																2.5 / 5 / 10
019																																2.5 / 5 / 10
020																																2.5 / 5 / 10

12/11/20 SLC

Exceptions to preservation check: VOA, Coliform, TOC, TOX, TOH, O&G, WI DRO, Phenolics, Other:_____ Headspace in VOA Vials (>6mm) : ☐Yes ☐No ☐N/A *If yes look in headspace column

AG1U	1 liter amber glass
BG1U	1 liter clear glass
AG1H	1 liter amber glass HCL
AG4S	125 mL amber glass H2SO4
AG4U	120 mL amber glass unpres
AG5U	100 mL amber glass unpres
AG2S	500 mL amber glass H2SO4
BG3U	250 mL clear glass unpres

BP1U	1 liter plastic unpres
BP3U	250 mL plastic unpres
BP3B	250 mL plastic NaOH
BP3N	250 mL plastic HNO3
BP3S	250 mL plastic H2SO4

VG9A	40 mL clear ascorbic
DG9T	40 mL amber Na Thio
VG9U	40 mL clear vial unpres
VG9H	40 mL clear vial HCL
VG9M	40 mL clear vial MeOH
VG9D	40 mL clear vial DI

JGFU	4 oz amber jar unpres
JG9U	9 oz amber jar unpres
WGFU	4 oz clear jar unpres
WPFU	4 oz plastic jar unpres
SP5T	120 mL plastic Na Thiosulfate
ZPLC	ziploc bag
GN	

Pace Analytical® 1241 Bellevue Street, Green Bay, WI 54302	Document Name: Sample Condition Upon Receipt (SCUR)	Document Revised: 26Mar2020
	Document No.: ENV-FRM-GBAY-0014-Rev.00	Author: Pace Green Bay Quality Office

Sample Condition Upon Receipt Form (SCUR)

Project #: WO#: 40219728

Client Name: TRC

Courier: ☐ CS Logistics ☒ Fed Ex ☐ Speedee ☐ UPS ☐ Waltco ☐ Client ☐ Pace Other:

Tracking #: 8153 7726 0818

Custody Seal on Cooler/Box Present: ☐ yes ☑ no Seals intact: ☐ yes ☐ no

Custody Seal on Samples Present: ☐ yes ☑ no Seals intact: ☐ yes ☐ no

Packing Material: ☐ Bubble Wrap ☑ Bubble Bags ☐ None ☐ Other

Thermometer Used SR - N/A **Type of Ice:** Wet Blue Dry None ☑ Samples on ice, cooling process has begun

Cooler Temperature Uncorr: RO Corr:

Temp Blank Present: ☐ yes ☑ no **Biological Tissue is Frozen:** ☐ yes ☐ no

Person examining contents: Date: 12-11-20 /Initials:

Labeled By Initials:

Temp should be above freezing to 6°C.
Biota Samples may be received at ≤ 0°C if shipped on Dry Ice.

Chain of Custody Present:	☑Yes	☐No	☐N/A	1.
Chain of Custody Filled Out:	☑Yes	☐No	☐N/A	2.
Chain of Custody Relinquished:	☑Yes	☐No	☐N/A	3.
Sampler Name & Signature on COC:	☑Yes	☐No	☐N/A	4.
Samples Arrived within Hold Time:	☑Yes	☐No		5.
- VOA Samples frozen upon receipt	☐Yes	☐No		Date/Time:
Short Hold Time Analysis (<72hr):	☐Yes	☑No		6.
Rush Turn Around Time Requested:	☐Yes	☑No		7.
Sufficient Volume:				8.
For Analysis: ☑Yes ☐No MS/MSD:	☐Yes	☑No	☐N/A	
Correct Containers Used:	☑Yes	☐No		9.
-Pace Containers Used:	☑Yes	☐No	☐N/A	
-Pace IR Containers Used:	☐Yes	☐No	☑N/A	
Containers Intact:	☑Yes	☐No		10.
Filtered volume received for Dissolved tests	☐Yes	☐No	☑N/A	11.
Sample Labels match COC:	☑Yes	☐No	☐N/A	12.
-Includes date/time/ID/Analysis Matrix:	W			
Trip Blank Present:	☑Yes	☐No	☐N/A	13.
Trip Blank Custody Seals Present	☑Yes	☐No	☐N/A	
Pace Trip Blank Lot # (if purchased):	449			

Client Notification/ Resolution: If checked, see attached form for additional comments ☐

Person Contacted: Date/Time:

Comments/ Resolution:

PM Review is documented electronically in LIMs. By releasing the project, the PM acknowledges they have reviewed the sample logi

Appendix D: Semi-Annual GETS Influent and Effluent Vapor Laboratory Analytical Reports

eurofins | Air Toxics

6/24/2020
Mr. Andrew Stehn
TRC Corporation (RMT)
708 Heartland Trail
Suite 3000
Madison WI 53717

Project Name: GETS-MKC
Project #: 372148.0000.0000
Workorder #: 2006302

Dear Mr. Andrew Stehn

The following report includes the data for the above referenced project for sample(s) received on 6/11/2020 at Air Toxics Ltd.

The data and associated QC analyzed by TO-15 are compliant with the project requirements or laboratory criteria with the exception of the deviations noted in the attached case narrative.

Thank you for choosing Eurofins Air Toxics Inc. for your air analysis needs. Eurofins Air Toxics Inc. is committed to providing accurate data of the highest quality. Please feel free to contact the Project Manager: Ausha Scott at 916-985-1000 if you have any questions regarding the data in this report.

Regards,

Ausha Scott

Project Manager

eurofins | Air Toxics

WORK ORDER #: 2006302

Work Order Summary

CLIENT:	Mr. Andrew Stehn TRC Companies, Inc. 708 Heartland Trail Suite 3000 Madison, WI 53717	**BILL TO:**	Accounts Payable/Windsor TRC Companies, Inc. 21 Griffin Rd North Windsor, CT 06095
PHONE:	608-826-3665	**P.O. #**	149660
FAX:	608-826-3941	**PROJECT #**	372148.0000.0000 GETS-MKC
DATE RECEIVED:	06/11/2020	**CONTACT:**	Ausha Scott
DATE COMPLETED:	06/24/2020		

FRACTION #	NAME	TEST	RECEIPT VAC./PRES.	FINAL PRESSURE
01A	Influent	TO-15	4.5 "Hg	15.2 psi
02A	Effluent	TO-15	5.7 "Hg	15.1 psi
03A	Lab Blank	TO-15	NA	NA
04A	CCV	TO-15	NA	NA
05A	LCS	TO-15	NA	NA
05AA	LCSD	TO-15	NA	NA

CERTIFIED BY: Heidi Hayes DATE: 06/24/20

Technical Director

Certification numbers: AZ Licensure AZ0775, FL NELAP – E87680, LA NELAP – 02089, NH NELAP - 209218, NJ NELAP - CA016, NY NELAP - 11291, TX NELAP - T104704434-18-13, UT NELAP – CA009332019-11, VA NELAP - 460197, WA NELAP - C935
Name of Accreditation Body: NELAP/ORELAP (Oregon Environmental Laboratory Accreditation Program)
Accreditation number: CA300005-011, Effective date: 10/18/2019, Expiration date: 10/17/2020.
Eurofins Air Toxics, LLC certifies that the test results contained in this report meet all requirements of the NELAC standards

This report shall not be reproduced, except in full, without the written approval of Eurofins Air Toxics, LLC.

180 BLUE RAVINE ROAD, SUITE B FOLSOM, CA - 95630
(916) 985-1000 . (800) 985-5955 . FAX (916) 351-8279

LABORATORY NARRATIVE
EPA Method TO-15
TRC Corporation (RMT)
Workorder# 2006302

Two 1 Liter Summa Canister samples were received on June 11, 2020. The laboratory performed analysis via EPA Method TO-15 using GC/MS in the full scan mode.

Receiving Notes

There were no receiving discrepancies.

Analytical Notes

Dilution was performed on sample Influent due to the presence of high level target species.

Definition of Data Qualifying Flags

Ten qualifiers may have been used on the data analysis sheets and indicates as follows:

B - Compound present in laboratory blank greater than reporting limit (background subtraction not performed).

J - Estimated value.

E - Exceeds instrument calibration range.

S - Saturated peak.

Q - Exceeds quality control limits.

U - Compound analyzed for but not detected above the reporting limit, LOD, or MDL value. See data page for project specific U-flag definition.

UJ- Non-detected compound associated with low bias in the CCV

N - The identification is based on presumptive evidence.

M - Reported value may be biased due to apparent matrix interferences.

CN - See Case Narrative.

File extensions may have been used on the data analysis sheets and indicates as follows:

a-File was requantified

b-File was quantified by a second column and detector

r1-File was requantified for the purpose of reissue

eurofins | Air Toxics

Summary of Detected Compounds
EPA METHOD TO-15 GC/MS FULL SCAN

Client Sample ID: Influent

Lab ID#: 2006302-01A

Compound	Rpt. Limit (ppbv)	Amount (ppbv)	Rpt. Limit (ug/m3)	Amount (ug/m3)
cis-1,2-Dichloroethene	9.6	830	38	3300
Chloroform	9.6	18	47	86
Trichloroethene	9.6	560	51	3000
Toluene	9.6	18	36	69
Tetrachloroethene	9.6	2800	65	19000

Client Sample ID: Effluent

Lab ID#: 2006302-02A

Compound	Rpt. Limit (ppbv)	Amount (ppbv)	Rpt. Limit (ug/m3)	Amount (ug/m3)
Vinyl Chloride	1.2	6.3	3.2	16
cis-1,2-Dichloroethene	1.2	240	5.0	960
Trichloroethene	1.2	32	6.7	170
Tetrachloroethene	1.2	200	8.5	1300

eurofins | Air Toxics

Client Sample ID: Influent

Lab ID#: 2006302-01A

EPA METHOD TO-15 GC/MS FULL SCAN

File Name:	**j061533**	**Date of Collection:**	**6/9/20 9:25:00 AM**
Dil. Factor:	**19.1**	**Date of Analysis:**	**6/16/20 04:53 AM**

Compound	Rpt. Limit (ppbv)	Amount (ppbv)	Rpt. Limit (ug/m3)	Amount (ug/m3)
Freon 12	9.6	Not Detected	47	Not Detected
Freon 114	9.6	Not Detected	67	Not Detected
Chloromethane	96	Not Detected	200	Not Detected
Vinyl Chloride	9.6	Not Detected	24	Not Detected
Bromomethane	96	Not Detected	370	Not Detected
Chloroethane	38	Not Detected	100	Not Detected
Freon 11	9.6	Not Detected	54	Not Detected
Freon 113	9.6	Not Detected	73	Not Detected
1,1-Dichloroethene	9.6	Not Detected	38	Not Detected
Methylene Chloride	96	Not Detected	330	Not Detected
Methyl tert-butyl ether	38	Not Detected	140	Not Detected
1,1-Dichloroethane	9.6	Not Detected	39	Not Detected
cis-1,2-Dichloroethene	9.6	830	38	3300
Chloroform	9.6	18	47	86
1,1,1-Trichloroethane	9.6	Not Detected	52	Not Detected
Carbon Tetrachloride	9.6	Not Detected	60	Not Detected
Benzene	9.6	Not Detected	30	Not Detected
1,2-Dichloroethane	9.6	Not Detected	39	Not Detected
Trichloroethene	9.6	560	51	3000
1,2-Dichloropropane	9.6	Not Detected	44	Not Detected
cis-1,3-Dichloropropene	9.6	Not Detected	43	Not Detected
Toluene	9.6	18	36	69
trans-1,3-Dichloropropene	9.6	Not Detected	43	Not Detected
1,1,2-Trichloroethane	9.6	Not Detected	52	Not Detected
Tetrachloroethene	9.6	2800	65	19000
1,2-Dibromoethane (EDB)	9.6	Not Detected	73	Not Detected
Chlorobenzene	9.6	Not Detected	44	Not Detected
Ethyl Benzene	9.6	Not Detected	41	Not Detected
m,p-Xylene	9.6	Not Detected	41	Not Detected
o-Xylene	9.6	Not Detected	41	Not Detected
Styrene	9.6	Not Detected	41	Not Detected
1,1,2,2-Tetrachloroethane	9.6	Not Detected	66	Not Detected
1,3,5-Trimethylbenzene	9.6	Not Detected	47	Not Detected
1,2,4-Trimethylbenzene	9.6	Not Detected	47	Not Detected
1,3-Dichlorobenzene	9.6	Not Detected	57	Not Detected
1,4-Dichlorobenzene	9.6	Not Detected	57	Not Detected
alpha-Chlorotoluene	9.6	Not Detected	49	Not Detected
1,2-Dichlorobenzene	9.6	Not Detected	57	Not Detected
1,2,4-Trichlorobenzene	38	Not Detected	280	Not Detected
Hexachlorobutadiene	38	Not Detected	410	Not Detected

Container Type: 1 Liter Summa Canister

eurofins | Air Toxics

Client Sample ID: Influent

Lab ID#: 2006302-01A

EPA METHOD TO-15 GC/MS FULL SCAN

File Name:	**j061533**	**Date of Collection:**	**6/9/20 9:25:00 AM**
Dil. Factor:	**19.1**	**Date of Analysis:**	**6/16/20 04:53 AM**

Surrogates	%Recovery	Method Limits
Toluene-d8	100	70-130
1,2-Dichloroethane-d4	103	70-130
4-Bromofluorobenzene	98	70-130

eurofins | Air Toxics

Client Sample ID: Effluent

Lab ID#: 2006302-02A

EPA METHOD TO-15 GC/MS FULL SCAN

File Name:	**j061532**	**Date of Collection: 6/9/20 9:37:00 AM**	
Dil. Factor:	**2.50**	**Date of Analysis: 6/16/20 04:28 AM**	

Compound	Rpt. Limit (ppbv)	Amount (ppbv)	Rpt. Limit (ug/m3)	Amount (ug/m3)
Freon 12	1.2	Not Detected	6.2	Not Detected
Freon 114	1.2	Not Detected	8.7	Not Detected
Chloromethane	12	Not Detected	26	Not Detected
Vinyl Chloride	1.2	6.3	3.2	16
Bromomethane	12	Not Detected	48	Not Detected
Chloroethane	5.0	Not Detected	13	Not Detected
Freon 11	1.2	Not Detected	7.0	Not Detected
Freon 113	1.2	Not Detected	9.6	Not Detected
1,1-Dichloroethene	1.2	Not Detected	5.0	Not Detected
Methylene Chloride	12	Not Detected	43	Not Detected
Methyl tert-butyl ether	5.0	Not Detected	18	Not Detected
1,1-Dichloroethane	1.2	Not Detected	5.0	Not Detected
cis-1,2-Dichloroethene	1.2	240	5.0	960
Chloroform	1.2	Not Detected	6.1	Not Detected
1,1,1-Trichloroethane	1.2	Not Detected	6.8	Not Detected
Carbon Tetrachloride	1.2	Not Detected	7.9	Not Detected
Benzene	1.2	Not Detected	4.0	Not Detected
1,2-Dichloroethane	1.2	Not Detected	5.0	Not Detected
Trichloroethene	1.2	32	6.7	170
1,2-Dichloropropane	1.2	Not Detected	5.8	Not Detected
cis-1,3-Dichloropropene	1.2	Not Detected	5.7	Not Detected
Toluene	1.2	Not Detected	4.7	Not Detected
trans-1,3-Dichloropropene	1.2	Not Detected	5.7	Not Detected
1,1,2-Trichloroethane	1.2	Not Detected	6.8	Not Detected
Tetrachloroethene	1.2	200	8.5	1300
1,2-Dibromoethane (EDB)	1.2	Not Detected	9.6	Not Detected
Chlorobenzene	1.2	Not Detected	5.8	Not Detected
Ethyl Benzene	1.2	Not Detected	5.4	Not Detected
m,p-Xylene	1.2	Not Detected	5.4	Not Detected
o-Xylene	1.2	Not Detected	5.4	Not Detected
Styrene	1.2	Not Detected	5.3	Not Detected
1,1,2,2-Tetrachloroethane	1.2	Not Detected	8.6	Not Detected
1,3,5-Trimethylbenzene	1.2	Not Detected	6.1	Not Detected
1,2,4-Trimethylbenzene	1.2	Not Detected	6.1	Not Detected
1,3-Dichlorobenzene	1.2	Not Detected	7.5	Not Detected
1,4-Dichlorobenzene	1.2	Not Detected	7.5	Not Detected
alpha-Chlorotoluene	1.2	Not Detected	6.5	Not Detected
1,2-Dichlorobenzene	1.2	Not Detected	7.5	Not Detected
1,2,4-Trichlorobenzene	5.0	Not Detected	37	Not Detected
Hexachlorobutadiene	5.0	Not Detected	53	Not Detected

Container Type: 1 Liter Summa Canister

eurofins | Air Toxics

Client Sample ID: Effluent

Lab ID#: 2006302-02A

EPA METHOD TO-15 GC/MS FULL SCAN

File Name:	**j061532**	**Date of Collection: 6/9/20 9:37:00 AM**	
Dil. Factor:	**2.50**	**Date of Analysis: 6/16/20 04:28 AM**	

Surrogates	%Recovery	Method Limits
Toluene-d8	95	70-130
1,2-Dichloroethane-d4	108	70-130
4-Bromofluorobenzene	104	70-130

eurofins | Air Toxics

Client Sample ID: Lab Blank

Lab ID#: 2006302-03A

EPA METHOD TO-15 GC/MS FULL SCAN

File Name:	**j061508**	**Date of Collection: NA**	
Dil. Factor:	**1.00**	**Date of Analysis: 6/15/20 12:23 PM**	

Compound	Rpt. Limit (ppbv)	Amount (ppbv)	Rpt. Limit (ug/m3)	Amount (ug/m3)
Freon 12	0.50	Not Detected	2.5	Not Detected
Freon 114	0.50	Not Detected	3.5	Not Detected
Chloromethane	5.0	Not Detected	10	Not Detected
Vinyl Chloride	0.50	Not Detected	1.3	Not Detected
Bromomethane	5.0	Not Detected	19	Not Detected
Chloroethane	2.0	Not Detected	5.3	Not Detected
Freon 11	0.50	Not Detected	2.8	Not Detected
Freon 113	0.50	Not Detected	3.8	Not Detected
1,1-Dichloroethene	0.50	Not Detected	2.0	Not Detected
Methylene Chloride	5.0	Not Detected	17	Not Detected
Methyl tert-butyl ether	2.0	Not Detected	7.2	Not Detected
1,1-Dichloroethane	0.50	Not Detected	2.0	Not Detected
cis-1,2-Dichloroethene	0.50	Not Detected	2.0	Not Detected
Chloroform	0.50	Not Detected	2.4	Not Detected
1,1,1-Trichloroethane	0.50	Not Detected	2.7	Not Detected
Carbon Tetrachloride	0.50	Not Detected	3.1	Not Detected
Benzene	0.50	Not Detected	1.6	Not Detected
1,2-Dichloroethane	0.50	Not Detected	2.0	Not Detected
Trichloroethene	0.50	Not Detected	2.7	Not Detected
1,2-Dichloropropane	0.50	Not Detected	2.3	Not Detected
cis-1,3-Dichloropropene	0.50	Not Detected	2.3	Not Detected
Toluene	0.50	Not Detected	1.9	Not Detected
trans-1,3-Dichloropropene	0.50	Not Detected	2.3	Not Detected
1,1,2-Trichloroethane	0.50	Not Detected	2.7	Not Detected
Tetrachloroethene	0.50	Not Detected	3.4	Not Detected
1,2-Dibromoethane (EDB)	0.50	Not Detected	3.8	Not Detected
Chlorobenzene	0.50	Not Detected	2.3	Not Detected
Ethyl Benzene	0.50	Not Detected	2.2	Not Detected
m,p-Xylene	0.50	Not Detected	2.2	Not Detected
o-Xylene	0.50	Not Detected	2.2	Not Detected
Styrene	0.50	Not Detected	2.1	Not Detected
1,1,2,2-Tetrachloroethane	0.50	Not Detected	3.4	Not Detected
1,3,5-Trimethylbenzene	0.50	Not Detected	2.4	Not Detected
1,2,4-Trimethylbenzene	0.50	Not Detected	2.4	Not Detected
1,3-Dichlorobenzene	0.50	Not Detected	3.0	Not Detected
1,4-Dichlorobenzene	0.50	Not Detected	3.0	Not Detected
alpha-Chlorotoluene	0.50	Not Detected	2.6	Not Detected
1,2-Dichlorobenzene	0.50	Not Detected	3.0	Not Detected
1,2,4-Trichlorobenzene	2.0	Not Detected	15	Not Detected
Hexachlorobutadiene	2.0	Not Detected	21	Not Detected

Container Type: NA - Not Applicable

eurofins | Air Toxics

Client Sample ID: Lab Blank

Lab ID#: 2006302-03A

EPA METHOD TO-15 GC/MS FULL SCAN

File Name:	**j061508**	**Date of Collection: NA**	
Dil. Factor:	**1.00**	**Date of Analysis: 6/15/20 12:23 PM**	

Surrogates	%Recovery	Method Limits
Toluene-d8	99	70-130
1,2-Dichloroethane-d4	107	70-130
4-Bromofluorobenzene	101	70-130

eurofins | Air Toxics

Client Sample ID: CCV

Lab ID#: 2006302-04A

EPA METHOD TO-15 GC/MS FULL SCAN

File Name:	**j061502**	**Date of Collection: NA**
Dil. Factor:	**1.00**	**Date of Analysis: 6/15/20 09:52 AM**

Compound	%Recovery
Freon 12	117
Freon 114	107
Chloromethane	72
Vinyl Chloride	90
Bromomethane	104
Chloroethane	88
Freon 11	115
Freon 113	107
1,1-Dichloroethene	102
Methylene Chloride	86
Methyl tert-butyl ether	118
1,1-Dichloroethane	97
cis-1,2-Dichloroethene	104
Chloroform	103
1,1,1-Trichloroethane	112
Carbon Tetrachloride	116
Benzene	93
1,2-Dichloroethane	100
Trichloroethene	94
1,2-Dichloropropane	87
cis-1,3-Dichloropropene	99
Toluene	97
trans-1,3-Dichloropropene	110
1,1,2-Trichloroethane	92
Tetrachloroethene	107
1,2-Dibromoethane (EDB)	100
Chlorobenzene	101
Ethyl Benzene	112
m,p-Xylene	116
o-Xylene	117
Styrene	118
1,1,2,2-Tetrachloroethane	87
1,3,5-Trimethylbenzene	122
1,2,4-Trimethylbenzene	122
1,3-Dichlorobenzene	114
1,4-Dichlorobenzene	118
alpha-Chlorotoluene	122
1,2-Dichlorobenzene	116
1,2,4-Trichlorobenzene	125
Hexachlorobutadiene	123

Container Type: NA - Not Applicable

eurofins | Air Toxics

Client Sample ID: CCV

Lab ID#: 2006302-04A

EPA METHOD TO-15 GC/MS FULL SCAN

File Name:	**j061502**	**Date of Collection: NA**	
Dil. Factor:	**1.00**	**Date of Analysis: 6/15/20 09:52 AM**	

Surrogates	%Recovery	Method Limits
Toluene-d8	97	70-130
1,2-Dichloroethane-d4	104	70-130
4-Bromofluorobenzene	117	70-130

eurofins | Air Toxics

Client Sample ID: LCS

Lab ID#: 2006302-05A

EPA METHOD TO-15 GC/MS FULL SCAN

File Name:	**j061503**	**Date of Collection: NA**	
Dil. Factor:	**1.00**	**Date of Analysis: 6/15/20 10:17 AM**	

Compound	%Recovery	Method Limits
Freon 12	121	70-130
Freon 114	109	70-130
Chloromethane	80	70-130
Vinyl Chloride	93	70-130
Bromomethane	114	70-130
Chloroethane	93	70-130
Freon 11	118	70-130
Freon 113	106	70-130
1,1-Dichloroethene	108	70-130
Methylene Chloride	88	70-130
Methyl tert-butyl ether	121	70-130
1,1-Dichloroethane	96	70-130
cis-1,2-Dichloroethene	97	70-130
Chloroform	104	70-130
1,1,1-Trichloroethane	118	70-130
Carbon Tetrachloride	118	70-130
Benzene	88	70-130
1,2-Dichloroethane	97	70-130
Trichloroethene	92	70-130
1,2-Dichloropropane	83	70-130
cis-1,3-Dichloropropene	103	70-130
Toluene	93	70-130
trans-1,3-Dichloropropene	108	70-130
1,1,2-Trichloroethane	91	70-130
Tetrachloroethene	100	70-130
1,2-Dibromoethane (EDB)	96	70-130
Chlorobenzene	95	70-130
Ethyl Benzene	108	70-130
m,p-Xylene	112	70-130
o-Xylene	113	70-130
Styrene	115	70-130
1,1,2,2-Tetrachloroethane	84	70-130
1,3,5-Trimethylbenzene	118	70-130
1,2,4-Trimethylbenzene	121	70-130
1,3-Dichlorobenzene	109	70-130
1,4-Dichlorobenzene	116	70-130
alpha-Chlorotoluene	128	70-130
1,2-Dichlorobenzene	110	70-130
1,2,4-Trichlorobenzene	112	70-130
Hexachlorobutadiene	114	70-130

Container Type: NA - Not Applicable

eurofins | Air Toxics

Client Sample ID: LCS

Lab ID#: 2006302-05A

EPA METHOD TO-15 GC/MS FULL SCAN

File Name:	**j061503**	**Date of Collection: NA**	
Dil. Factor:	**1.00**	**Date of Analysis: 6/15/20 10:17 AM**	

Surrogates	%Recovery	Method Limits
Toluene-d8	99	70-130
1,2-Dichloroethane-d4	111	70-130
4-Bromofluorobenzene	115	70-130

eurofins | Air Toxics

Client Sample ID: LCSD

Lab ID#: 2006302-05AA

EPA METHOD TO-15 GC/MS FULL SCAN

File Name:	**j061504**	**Date of Collection: NA**	
Dil. Factor:	**1.00**	**Date of Analysis: 6/15/20 10:42 AM**	

Compound	%Recovery	Method Limits
Freon 12	117	70-130
Freon 114	106	70-130
Chloromethane	72	70-130
Vinyl Chloride	89	70-130
Bromomethane	110	70-130
Chloroethane	90	70-130
Freon 11	115	70-130
Freon 113	103	70-130
1,1-Dichloroethene	102	70-130
Methylene Chloride	86	70-130
Methyl tert-butyl ether	118	70-130
1,1-Dichloroethane	93	70-130
cis-1,2-Dichloroethene	95	70-130
Chloroform	99	70-130
1,1,1-Trichloroethane	113	70-130
Carbon Tetrachloride	115	70-130
Benzene	90	70-130
1,2-Dichloroethane	100	70-130
Trichloroethene	94	70-130
1,2-Dichloropropane	80	70-130
cis-1,3-Dichloropropene	105	70-130
Toluene	95	70-130
trans-1,3-Dichloropropene	109	70-130
1,1,2-Trichloroethane	88	70-130
Tetrachloroethene	100	70-130
1,2-Dibromoethane (EDB)	95	70-130
Chlorobenzene	95	70-130
Ethyl Benzene	107	70-130
m,p-Xylene	111	70-130
o-Xylene	114	70-130
Styrene	114	70-130
1,1,2,2-Tetrachloroethane	83	70-130
1,3,5-Trimethylbenzene	116	70-130
1,2,4-Trimethylbenzene	120	70-130
1,3-Dichlorobenzene	110	70-130
1,4-Dichlorobenzene	117	70-130
alpha-Chlorotoluene	126	70-130
1,2-Dichlorobenzene	109	70-130
1,2,4-Trichlorobenzene	113	70-130
Hexachlorobutadiene	113	70-130

Container Type: NA - Not Applicable

eurofins | Air Toxics

Client Sample ID: LCSD

Lab ID#: 2006302-05AA

EPA METHOD TO-15 GC/MS FULL SCAN

File Name:	**j061504**	**Date of Collection: NA**	
Dil. Factor:	**1.00**	**Date of Analysis: 6/15/20 10:42 AM**	

Surrogates	%Recovery	Method Limits
Toluene-d8	100	70-130
1,2-Dichloroethane-d4	109	70-130
4-Bromofluorobenzene	116	70-130

eurofins | Air Toxics

Analysis Request /Canister Chain of Custody

For Laboratory Use Only

PID: _____ Workorder #: _____

180 Blue Ravine Rd. Suite B, Folsom, CA 95630
Phone (800) 985-5955; Fax (916) 351-8279

2006302

page--of ---

Client: 3AR ~~TRC~~ MKC
Project Name: GETS - MKC
Project Manager: Andy Stehn
Project # 372148.000.000 Phase 2 Task 2
Sampler: S. Koelker
Site Name:

Special Instructions/Notes:
PO# 149660
~~132939~~

Turnaround Time (Rush surcharges may apply)
Standard X Rush _____ (specify)

Lab ID	Field Sample Identification(Location)	Can #	Flow Controller #	Start Sampling Information		Stop Sampling Information		Canister Vacuum/Pressure		Lab Use Only		Requested Analyses			
				Date	Time	Date	Time	Initial (in Hg)	Final (in Hg)	Receipt	Final (psig) Gas: N_2 / He	TO-15			
01A	Influent	1L2879	1913	6/9/20	9:24	6/9/20	9:25	7.30	4.0			X			
02A	Effluent	1L3059	1920	6/9/20	9:35	6/9/20	9:37	27.5	5.0			X			

Relinquished by: (Signature/Affiliation)	Date 6/9/20	Time 14:00	Received by: (Signature/Affiliation)	Date 6/11/20	Time 0941
Relinquished by: (Signature/Affiliation)	Date	Time	Received by: (Signature/Affiliation)	Date	Time
Relinquished by: (Signature/Affiliation)	Date	Time	Received by: (Signature/Affiliation)	Date	Time

Lab Use Only

Shipper Name: Fedex | Custody Seals Intact? | Yes | No | None

Sample Transportation Notice: Relinquishing signature on this document indicates that samples are shipped in compliance with all applicable local, State, Federal, and international laws, regulations, and ordinances of any kind. Relinquishing signature also indicates agreement to hold harmless, defend, and indemnify Eurofins Air Toxics against any claim, demand, or action, of any kind, related to the collection, handling, of shipping of samples. D.O.T Hotline (800) 467-4922

eurofins | Air Toxics

1/8/2021
Mr. Andrew Stehn
TRC Corporation (RMT)
708 Heartland Trail
Suite 3000
Madison WI 53717

Project Name: MKC OM&M
Project #: 372148.0002.0002
Workorder #: 2012619

Dear Mr. Andrew Stehn

The following report includes the data for the above referenced project for sample(s) received on 12/22/2020 at Eurofins Air Toxics LLC.

The data and associated QC analyzed by TO-15 are compliant with the project requirements or laboratory criteria with the exception of the deviations noted in the attached case narrative.

Thank you for choosing Eurofins Air Toxics LLC. for your air analysis needs. Eurofins Air Toxics Inc. is committed to providing accurate data of the highest quality. Please feel free to contact the Project Manager: Fatima Burhan at 916-985-1000 if you have any questions regarding the data in this report.

Regards,

Fatima Burhan

Project Manager

eurofins | Air Toxics

WORK ORDER #: 2012619

Work Order Summary

CLIENT:	Mr. Andrew Stehn TRC Companies, Inc. 708 Heartland Trail Suite 3000 Madison, WI 53717	**BILL TO:**	Accounts Payable/Windsor TRC Companies, Inc. 21 Griffin Rd North Windsor, CT 06095
PHONE:	608-826-3665	**P.O. #**	149660
FAX:	608-826-3941	**PROJECT #**	372148.0002.0002 MKC OM&M
DATE RECEIVED:	12/22/2020	**CONTACT:**	Fatima Burhan
DATE COMPLETED:	01/08/2021		

FRACTION #	NAME	TEST	RECEIPT VAC./PRES.	FINAL PRESSURE
01A	Influent	TO-15	5.5 "Hg	15 psi
02A	Effluent	TO-15	6.0 "Hg	15 psi
03A	Lab Blank	TO-15	NA	NA
04A	CCV	TO-15	NA	NA
05A	LCS	TO-15	NA	NA
05AA	LCSD	TO-15	NA	NA

CERTIFIED BY: DATE: 01/08/21

Technical Director

Certification numbers: AZ Licensure AZ0775, FL NELAP – E87680, LA NELAP – 02089, NH NELAP - 209220, NJ NELAP - CA016, NY NELAP - 11291, TX NELAP - T104704434-20-16, UT NELAP – CA009332020-12, VA NELAP - 10615, WA NELAP - C935
Name of Accreditation Body: NELAP/ORELAP (Oregon Environmental Laboratory Accreditation Program)
Accreditation number: CA300005-014, Effective date: 10/18/2020, Expiration date: 10/17/2021.
Eurofins Air Toxics, LLC certifies that the test results contained in this report meet all requirements of the NELAC standards

This report shall not be reproduced, except in full, without the written approval of Eurofins Air Toxics, LLC.

180 BLUE RAVINE ROAD, SUITE B FOLSOM, CA - 95630
(916) 985-1000 . (800) 985-5955 . FAX (916) 351-8279

LABORATORY NARRATIVE
EPA Method TO-15
TRC Corporation (RMT)
Workorder# 2012619

Two 1 Liter Summa Canister samples were received on December 22, 2020. The laboratory performed analysis via EPA Method TO-15 using GC/MS in the full scan mode.

Receiving Notes

There were no receiving discrepancies.

Analytical Notes

All Quality Control Limit exceedances and affected sample results are noted by flags. Each flag is defined at the bottom of this Case Narrative and on each Sample Result Summary page.

Dilution was performed on samples Influent and Effluent due to the presence of high level target species.

Definition of Data Qualifying Flags

Ten qualifiers may have been used on the data analysis sheets and indicates as follows:

B - Compound present in laboratory blank greater than reporting limit (background subtraction not performed).

J - Estimated value.

E - Exceeds instrument calibration range.

S - Saturated peak.

Q - Exceeds quality control limits.

U - Compound analyzed for but not detected above the reporting limit, LOD, or MDL value. See data page for project specific U-flag definition.

UJ- Non-detected compound associated with low bias in the CCV

N - The identification is based on presumptive evidence.

M - Reported value may be biased due to apparent matrix interferences.

CN - See Case Narrative.

File extensions may have been used on the data analysis sheets and indicates as follows:

a-File was requantified

b-File was quantified by a second column and detector

r1-File was requantified for the purpose of reissue

eurofins | Air Toxics

Summary of Detected Compounds
EPA METHOD TO-15 GC/MS FULL SCAN

Client Sample ID: Influent

Lab ID#: 2012619-01A

Compound	Rpt. Limit (ppbv)	Amount (ppbv)	Rpt. Limit (ug/m3)	Amount (ug/m3)
cis-1,2-Dichloroethene	7.8	840	31	3300
Trichloroethene	7.8	400	42	2200
Tetrachloroethene	7.8	2200	52	15000

Client Sample ID: Effluent

Lab ID#: 2012619-02A

Compound	Rpt. Limit (ppbv)	Amount (ppbv)	Rpt. Limit (ug/m3)	Amount (ug/m3)
Vinyl Chloride	2.8	5.8	7.2	15
cis-1,2-Dichloroethene	2.8	530	11	2100
Trichloroethene	2.8	260	15	1400
Toluene	2.8	4.0	10	15
Tetrachloroethene	2.8	480	19	3200
m,p-Xylene	2.8	6.4	12	28

eurofins | Air Toxics

Client Sample ID: Influent

Lab ID#: 2012619-01A

EPA METHOD TO-15 GC/MS FULL SCAN

File Name:	**3123016**	**Date of Collection:**	**12/10/20 9:23:00 AM**
Dil. Factor:	**15.5**	**Date of Analysis:**	**12/30/20 04:39 PM**

Compound	Rpt. Limit (ppbv)	Amount (ppbv)	Rpt. Limit (ug/m3)	Amount (ug/m3)
Freon 12	7.8	Not Detected	38	Not Detected
Freon 114	7.8	Not Detected	54	Not Detected
Chloromethane	78	Not Detected	160	Not Detected
Vinyl Chloride	7.8	Not Detected	20	Not Detected
Bromomethane	78	Not Detected	300	Not Detected
Chloroethane	31	Not Detected	82	Not Detected
Freon 11	7.8	Not Detected	44	Not Detected
Freon 113	7.8	Not Detected	59	Not Detected
1,1-Dichloroethene	7.8	Not Detected	31	Not Detected
Methylene Chloride	78	Not Detected	270	Not Detected
Methyl tert-butyl ether	31	Not Detected	110	Not Detected
1,1-Dichloroethane	7.8	Not Detected	31	Not Detected
cis-1,2-Dichloroethene	7.8	840	31	3300
Chloroform	7.8	Not Detected	38	Not Detected
1,1,1-Trichloroethane	7.8	Not Detected	42	Not Detected
Carbon Tetrachloride	7.8	Not Detected	49	Not Detected
Benzene	7.8	Not Detected	25	Not Detected
1,2-Dichloroethane	7.8	Not Detected	31	Not Detected
Trichloroethene	7.8	400	42	2200
1,2-Dichloropropane	7.8	Not Detected	36	Not Detected
cis-1,3-Dichloropropene	7.8	Not Detected	35	Not Detected
Toluene	7.8	Not Detected	29	Not Detected
trans-1,3-Dichloropropene	7.8	Not Detected	35	Not Detected
1,1,2-Trichloroethane	7.8	Not Detected	42	Not Detected
Tetrachloroethene	7.8	2200	52	15000
1,2-Dibromoethane (EDB)	7.8	Not Detected	60	Not Detected
Chlorobenzene	7.8	Not Detected	36	Not Detected
Ethyl Benzene	7.8	Not Detected	34	Not Detected
m,p-Xylene	7.8	Not Detected	34	Not Detected
o-Xylene	7.8	Not Detected	34	Not Detected
Styrene	7.8	Not Detected	33	Not Detected
1,1,2,2-Tetrachloroethane	7.8	Not Detected	53	Not Detected
1,3,5-Trimethylbenzene	7.8	Not Detected	38	Not Detected
1,2,4-Trimethylbenzene	7.8	Not Detected	38	Not Detected
1,3-Dichlorobenzene	7.8	Not Detected	46	Not Detected
1,4-Dichlorobenzene	7.8	Not Detected	46	Not Detected
alpha-Chlorotoluene	7.8	Not Detected	40	Not Detected
1,2-Dichlorobenzene	7.8	Not Detected	46	Not Detected
1,2,4-Trichlorobenzene	31	Not Detected	230	Not Detected
Hexachlorobutadiene	31	Not Detected	330	Not Detected

Container Type: 1 Liter Summa Canister

eurofins | Air Toxics

Client Sample ID: Influent

Lab ID#: 2012619-01A

EPA METHOD TO-15 GC/MS FULL SCAN

File Name:	**3123016**	**Date of Collection:**	**12/10/20 9:23:00 AM**
Dil. Factor:	**15.5**	**Date of Analysis:**	**12/30/20 04:39 PM**

Surrogates	%Recovery	Method Limits
Toluene-d8	98	70-130
1,2-Dichloroethane-d4	89	70-130
4-Bromofluorobenzene	103	70-130

eurofins | Air Toxics

Client Sample ID: Effluent

Lab ID#: 2012619-02A

EPA METHOD TO-15 GC/MS FULL SCAN

File Name:	**3123015**	**Date of Collection:**	**12/10/20 9:35:00 AM**
Dil. Factor:	**5.61**	**Date of Analysis:**	**12/30/20 04:12 PM**

Compound	Rpt. Limit (ppbv)	Amount (ppbv)	Rpt. Limit (ug/m3)	Amount (ug/m3)
Freon 12	2.8	Not Detected	14	Not Detected
Freon 114	2.8	Not Detected	20	Not Detected
Chloromethane	28	Not Detected	58	Not Detected
Vinyl Chloride	2.8	5.8	7.2	15
Bromomethane	28	Not Detected	110	Not Detected
Chloroethane	11	Not Detected	30	Not Detected
Freon 11	2.8	Not Detected	16	Not Detected
Freon 113	2.8	Not Detected	21	Not Detected
1,1-Dichloroethene	2.8	Not Detected	11	Not Detected
Methylene Chloride	28	Not Detected	97	Not Detected
Methyl tert-butyl ether	11	Not Detected	40	Not Detected
1,1-Dichloroethane	2.8	Not Detected	11	Not Detected
cis-1,2-Dichloroethene	2.8	530	11	2100
Chloroform	2.8	Not Detected	14	Not Detected
1,1,1-Trichloroethane	2.8	Not Detected	15	Not Detected
Carbon Tetrachloride	2.8	Not Detected	18	Not Detected
Benzene	2.8	Not Detected	9.0	Not Detected
1,2-Dichloroethane	2.8	Not Detected	11	Not Detected
Trichloroethene	2.8	260	15	1400
1,2-Dichloropropane	2.8	Not Detected	13	Not Detected
cis-1,3-Dichloropropene	2.8	Not Detected	13	Not Detected
Toluene	2.8	4.0	10	15
trans-1,3-Dichloropropene	2.8	Not Detected	13	Not Detected
1,1,2-Trichloroethane	2.8	Not Detected	15	Not Detected
Tetrachloroethene	2.8	480	19	3200
1,2-Dibromoethane (EDB)	2.8	Not Detected	22	Not Detected
Chlorobenzene	2.8	Not Detected	13	Not Detected
Ethyl Benzene	2.8	Not Detected	12	Not Detected
m,p-Xylene	2.8	6.4	12	28
o-Xylene	2.8	Not Detected	12	Not Detected
Styrene	2.8	Not Detected	12	Not Detected
1,1,2,2-Tetrachloroethane	2.8	Not Detected	19	Not Detected
1,3,5-Trimethylbenzene	2.8	Not Detected	14	Not Detected
1,2,4-Trimethylbenzene	2.8	Not Detected	14	Not Detected
1,3-Dichlorobenzene	2.8	Not Detected	17	Not Detected
1,4-Dichlorobenzene	2.8	Not Detected	17	Not Detected
alpha-Chlorotoluene	2.8	Not Detected	14	Not Detected
1,2-Dichlorobenzene	2.8	Not Detected	17	Not Detected
1,2,4-Trichlorobenzene	11	Not Detected	83	Not Detected
Hexachlorobutadiene	11	Not Detected	120	Not Detected

Container Type: 1 Liter Summa Canister

eurofins | Air Toxics

Client Sample ID: Effluent

Lab ID#: 2012619-02A

EPA METHOD TO-15 GC/MS FULL SCAN

File Name:	**3123015**	**Date of Collection: 12/10/20 9:35:00 AM**
Dil. Factor:	**5.61**	**Date of Analysis: 12/30/20 04:12 PM**

Surrogates	%Recovery	Method Limits
Toluene-d8	101	70-130
1,2-Dichloroethane-d4	90	70-130
4-Bromofluorobenzene	102	70-130

eurofins | Air Toxics

Client Sample ID: Lab Blank

Lab ID#: 2012619-03A

EPA METHOD TO-15 GC/MS FULL SCAN

File Name:	**3123005c**	**Date of Collection: NA**	
Dil. Factor:	**1.00**	**Date of Analysis: 12/30/20 10:45 AM**	

Compound	Rpt. Limit (ppbv)	Amount (ppbv)	Rpt. Limit (ug/m3)	Amount (ug/m3)
Freon 12	0.50	Not Detected	2.5	Not Detected
Freon 114	0.50	Not Detected	3.5	Not Detected
Chloromethane	5.0	Not Detected	10	Not Detected
Vinyl Chloride	0.50	Not Detected	1.3	Not Detected
Bromomethane	5.0	Not Detected	19	Not Detected
Chloroethane	2.0	Not Detected	5.3	Not Detected
Freon 11	0.50	Not Detected	2.8	Not Detected
Freon 113	0.50	Not Detected	3.8	Not Detected
1,1-Dichloroethene	0.50	Not Detected	2.0	Not Detected
Methylene Chloride	5.0	Not Detected	17	Not Detected
Methyl tert-butyl ether	2.0	Not Detected	7.2	Not Detected
1,1-Dichloroethane	0.50	Not Detected	2.0	Not Detected
cis-1,2-Dichloroethene	0.50	Not Detected	2.0	Not Detected
Chloroform	0.50	Not Detected	2.4	Not Detected
1,1,1-Trichloroethane	0.50	Not Detected	2.7	Not Detected
Carbon Tetrachloride	0.50	Not Detected	3.1	Not Detected
Benzene	0.50	Not Detected	1.6	Not Detected
1,2-Dichloroethane	0.50	Not Detected	2.0	Not Detected
Trichloroethene	0.50	Not Detected	2.7	Not Detected
1,2-Dichloropropane	0.50	Not Detected	2.3	Not Detected
cis-1,3-Dichloropropene	0.50	Not Detected	2.3	Not Detected
Toluene	0.50	Not Detected	1.9	Not Detected
trans-1,3-Dichloropropene	0.50	Not Detected	2.3	Not Detected
1,1,2-Trichloroethane	0.50	Not Detected	2.7	Not Detected
Tetrachloroethene	0.50	Not Detected	3.4	Not Detected
1,2-Dibromoethane (EDB)	0.50	Not Detected	3.8	Not Detected
Chlorobenzene	0.50	Not Detected	2.3	Not Detected
Ethyl Benzene	0.50	Not Detected	2.2	Not Detected
m,p-Xylene	0.50	Not Detected	2.2	Not Detected
o-Xylene	0.50	Not Detected	2.2	Not Detected
Styrene	0.50	Not Detected	2.1	Not Detected
1,1,2,2-Tetrachloroethane	0.50	Not Detected	3.4	Not Detected
1,3,5-Trimethylbenzene	0.50	Not Detected	2.4	Not Detected
1,2,4-Trimethylbenzene	0.50	Not Detected	2.4	Not Detected
1,3-Dichlorobenzene	0.50	Not Detected	3.0	Not Detected
1,4-Dichlorobenzene	0.50	Not Detected	3.0	Not Detected
alpha-Chlorotoluene	0.50	Not Detected	2.6	Not Detected
1,2-Dichlorobenzene	0.50	Not Detected	3.0	Not Detected
1,2,4-Trichlorobenzene	2.0	Not Detected	15	Not Detected
Hexachlorobutadiene	2.0	Not Detected	21	Not Detected

Container Type: NA - Not Applicable

eurofins | Air Toxics

Client Sample ID: Lab Blank

Lab ID#: 2012619-03A

EPA METHOD TO-15 GC/MS FULL SCAN

File Name:	**3123005c**	**Date of Collection: NA**	
Dil. Factor:	**1.00**	**Date of Analysis: 12/30/20 10:45 AM**	

Surrogates	%Recovery	Method Limits
Toluene-d8	100	70-130
1,2-Dichloroethane-d4	92	70-130
4-Bromofluorobenzene	103	70-130

eurofins | Air Toxics

Client Sample ID: CCV

Lab ID#: 2012619-04A

EPA METHOD TO-15 GC/MS FULL SCAN

File Name:	**3123002**	**Date of Collection: NA**
Dil. Factor:	**1.00**	**Date of Analysis: 12/30/20 09:04 AM**

Compound	%Recovery
Freon 12	94
Freon 114	99
Chloromethane	71
Vinyl Chloride	77
Bromomethane	97
Chloroethane	82
Freon 11	98
Freon 113	97
1,1-Dichloroethene	85
Methylene Chloride	85
Methyl tert-butyl ether	86
1,1-Dichloroethane	89
cis-1,2-Dichloroethene	93
Chloroform	92
1,1,1-Trichloroethane	94
Carbon Tetrachloride	107
Benzene	90
1,2-Dichloroethane	96
Trichloroethene	98
1,2-Dichloropropane	92
cis-1,3-Dichloropropene	93
Toluene	92
trans-1,3-Dichloropropene	90
1,1,2-Trichloroethane	95
Tetrachloroethene	105
1,2-Dibromoethane (EDB)	98
Chlorobenzene	98
Ethyl Benzene	99
m,p-Xylene	99
o-Xylene	99
Styrene	96
1,1,2,2-Tetrachloroethane	93
1,3,5-Trimethylbenzene	102
1,2,4-Trimethylbenzene	97
1,3-Dichlorobenzene	106
1,4-Dichlorobenzene	107
alpha-Chlorotoluene	96
1,2-Dichlorobenzene	107
1,2,4-Trichlorobenzene	115
Hexachlorobutadiene	118

Container Type: NA - Not Applicable

eurofins | Air Toxics

Client Sample ID: CCV

Lab ID#: 2012619-04A

EPA METHOD TO-15 GC/MS FULL SCAN

File Name:	**3123002**	**Date of Collection: NA**	
Dil. Factor:	**1.00**	**Date of Analysis: 12/30/20 09:04 AM**	

Surrogates	%Recovery	Method Limits
Toluene-d8	100	70-130
1,2-Dichloroethane-d4	93	70-130
4-Bromofluorobenzene	105	70-130

eurofins | Air Toxics

Client Sample ID: LCS

Lab ID#: 2012619-05A

EPA METHOD TO-15 GC/MS FULL SCAN

File Name:	**3123003**	**Date of Collection: NA**	
Dil. Factor:	**1.00**	**Date of Analysis: 12/30/20 09:31 AM**	

Compound	%Recovery	Method Limits
Freon 12	96	70-130
Freon 114	100	70-130
Chloromethane	72	70-130
Vinyl Chloride	79	70-130
Bromomethane	93	70-130
Chloroethane	83	70-130
Freon 11	98	70-130
Freon 113	100	70-130
1,1-Dichloroethene	89	70-130
Methylene Chloride	84	70-130
Methyl tert-butyl ether	89	70-130
1,1-Dichloroethane	90	70-130
cis-1,2-Dichloroethene	96	70-130
Chloroform	92	70-130
1,1,1-Trichloroethane	96	70-130
Carbon Tetrachloride	108	70-130
Benzene	92	70-130
1,2-Dichloroethane	96	70-130
Trichloroethene	99	70-130
1,2-Dichloropropane	93	70-130
cis-1,3-Dichloropropene	95	70-130
Toluene	93	70-130
trans-1,3-Dichloropropene	93	70-130
1,1,2-Trichloroethane	96	70-130
Tetrachloroethene	107	70-130
1,2-Dibromoethane (EDB)	102	70-130
Chlorobenzene	100	70-130
Ethyl Benzene	102	70-130
m,p-Xylene	103	70-130
o-Xylene	100	70-130
Styrene	97	70-130
1,1,2,2-Tetrachloroethane	94	70-130
1,3,5-Trimethylbenzene	103	70-130
1,2,4-Trimethylbenzene	100	70-130
1,3-Dichlorobenzene	106	70-130
1,4-Dichlorobenzene	107	70-130
alpha-Chlorotoluene	97	70-130
1,2-Dichlorobenzene	105	70-130
1,2,4-Trichlorobenzene	122	70-130
Hexachlorobutadiene	126	70-130

Container Type: NA - Not Applicable

eurofins | Air Toxics

Client Sample ID: LCS

Lab ID#: 2012619-05A

EPA METHOD TO-15 GC/MS FULL SCAN

File Name:	**3123003**	**Date of Collection: NA**	
Dil. Factor:	**1.00**	**Date of Analysis: 12/30/20 09:31 AM**	

Surrogates	%Recovery	Method Limits
Toluene-d8	100	70-130
1,2-Dichloroethane-d4	92	70-130
4-Bromofluorobenzene	105	70-130

eurofins | Air Toxics

Client Sample ID: LCSD

Lab ID#: 2012619-05AA

EPA METHOD TO-15 GC/MS FULL SCAN

File Name:	**3123004**	**Date of Collection: NA**	
Dil. Factor:	**1.00**	**Date of Analysis: 12/30/20 09:59 AM**	

Compound	%Recovery	Method Limits
Freon 12	93	70-130
Freon 114	99	70-130
Chloromethane	68 Q	70-130
Vinyl Chloride	77	70-130
Bromomethane	90	70-130
Chloroethane	82	70-130
Freon 11	98	70-130
Freon 113	99	70-130
1,1-Dichloroethene	89	70-130
Methylene Chloride	82	70-130
Methyl tert-butyl ether	88	70-130
1,1-Dichloroethane	90	70-130
cis-1,2-Dichloroethene	95	70-130
Chloroform	92	70-130
1,1,1-Trichloroethane	95	70-130
Carbon Tetrachloride	106	70-130
Benzene	92	70-130
1,2-Dichloroethane	95	70-130
Trichloroethene	97	70-130
1,2-Dichloropropane	94	70-130
cis-1,3-Dichloropropene	95	70-130
Toluene	91	70-130
trans-1,3-Dichloropropene	92	70-130
1,1,2-Trichloroethane	96	70-130
Tetrachloroethene	106	70-130
1,2-Dibromoethane (EDB)	101	70-130
Chlorobenzene	100	70-130
Ethyl Benzene	103	70-130
m,p-Xylene	103	70-130
o-Xylene	101	70-130
Styrene	98	70-130
1,1,2,2-Tetrachloroethane	94	70-130
1,3,5-Trimethylbenzene	103	70-130
1,2,4-Trimethylbenzene	100	70-130
1,3-Dichlorobenzene	106	70-130
1,4-Dichlorobenzene	108	70-130
alpha-Chlorotoluene	98	70-130
1,2-Dichlorobenzene	107	70-130
1,2,4-Trichlorobenzene	126	70-130
Hexachlorobutadiene	131 Q	70-130

eurofins | Air Toxics

Client Sample ID: LCSD

Lab ID#: 2012619-05AA

EPA METHOD TO-15 GC/MS FULL SCAN

File Name:	**3123004**	**Date of Collection: NA**	
Dil. Factor:	**1.00**	**Date of Analysis: 12/30/20 09:59 AM**	

Q = Exceeds Quality Control limits.

Container Type: NA - Not Applicable

Surrogates	%Recovery	Method Limits
Toluene-d8	100	70-130
1,2-Dichloroethane-d4	92	70-130
4-Bromofluorobenzene	104	70-130

eurofins | Air Toxics

Analysis Request /Canister Chain of Custody

For Laboratory Use Only

PID: _____ Workorder #: 2012619

180 Blue Ravine Rd. Suite B, Folsom, CA 95630
Phone (800) 985-5955; Fax (916) 351-8279

page 1 of 1

Client: TRC
Project Name: MKC Omem
Project Manager: Andy Stehr Project # 372148.0002.0002
Sampler: John Reeike
Site Name: Kipp

Special Instructions/Notes: H9660 PO#

Turnaround Time (Rush surcharges may apply)
Standard X Rush _____ (specify)

Lab ID	Field Sample Identification(Location)	Can #	Flow Controller #	Start Sampling Information		Stop Sampling Information		Canister Vacuum/Pressure		Lab Use Only		Requested Analyses				
				Date	Time	Date	Time	Initial (in Hg)	Final (in Hg)	Receipt	Final (psig) Gas: N_2 / He	TO-15				
01A	Effluent	1L3050	1845	12/10/20	9:22	12/10/20	9:23	30	5.5							
02A	Effluent	1L2566	1922	12/10/20	9:34	12/10/20	9:35	29.5	6.0							

	Date	Time		Date	Time
Relinquished by: (Signature/Affiliation)	12/10/20	10:00	Received by: (Signature/Affiliation) EMTL	12.22.20	1557
Relinquished by: (Signature/Affiliation)	Date	Time	Received by: (Signature/Affiliation)	Date	Time
Relinquished by: (Signature/Affiliation)	Date	Time	Received by: (Signature/Affiliation)	Date	Time

Lab Use Only

Shipper Name: FedEx | Custody Seals Intact? | Yes | No | None

Sample Transportation Notice: Relinquishing signature on this document indicates that samples are shipped in compliance with all applicable local, State, Federal, and international laws, regulations, and ordinances of any kind. Relinquishing signature also indicates agreement to hold harmless, defend, and indemnify Eurofins Air Toxics against any claim, demand, or action, of any kind, related to the collection, handling, of shipping of samples. D.O.T Hotline (800) 467-4922

Appendix E: July and October 2020 Groundwater Monitoring Laboratory Analytical Reports and Historical Groundwater Analytical Summary Table

Table 16: Groundwater Analytical Results Summary
Madison-Kipp Corporation
Madison, Wisconsin

WELL ID			MW-1	MW-1	MW-1	MW-1	MW-1	MW-1	MW-1	MW-1	MW-1	MW-1	MW-1	MW-1	MW-1	MW-1	MW-1	MW-1[3]	MW-1	MW-1[3]
SCREEN INTERVAL (feet bgs)	PREVENTIVE	ENFORCEMENT	14 - 24 ft	14 - 24 ft	14 - 24 ft	14 - 24 ft	14 - 24 ft	14 - 24 ft	14 - 24 ft	14 - 24 ft	14 - 24 ft	14 - 24 ft	14 - 24 ft	14 - 24 ft	14 - 24 ft	14 - 24 ft	14 - 24 ft	14 - 24 ft	14 - 24 ft	14 - 24 ft
SAMPLE DATE	ACTION LIMIT	STANDARD	04/08/2010	03/29/2011	04/11/2012	01/15/2013	04/21/2013	07/18/2013	10/09/2013	04/22/2014	10/23/2014	04/14/2015	10/21/2015	10/13/2016	10/04/2017	10/16/2018	10/16/2019	10/16/2019	10/20/2020	10/20/2020
VOCs																				
1,1,1,2-Tetrachloroethane	7	70	< 0.25	< 0.25	< 0.31	< 0.25	< 0.25	< 0.25	< 0.25	< 0.25	< 0.25	< 0.25	< 0.46	< 0.11	< 0.11	< 0.11	< 0.27	< 0.27	< 0.27	< 0.27
1,1,1-Trichloroethane	40	200	< 0.5	< 0.5	< 0.26	< 0.2	< 0.2	< 0.2	< 0.2	< 0.20	< 0.20	< 0.20	< 0.38	< 0.10	< 0.1	< 0.10	< 0.24	< 0.24	< 0.24	< 0.24
1,1,2-Trichloroethane	0.5	5	< 0.25	< 0.25	< 0.3	< 0.28	< 0.28	< 0.28	< 0.28	< 0.28	< 0.28	< 0.28	< 0.35	< 0.10	< 0.1	< 0.10	< 0.55	< 0.55	< 0.55	< 0.55
1,1-Dichloroethene	0.7	7	***1.1***	***0.95***	***0.94 J***	***0.84 J***	< 0.31	< 0.31	0.62 J	< 0.31	< 0.31	< 0.31	< 0.39	< 0.14	< 0.14	< 0.14	< 0.24	< 0.24	< 0.24	< 0.24
1,2,4-Trimethylbenzene	96	480	< 0.2	< 0.2	< 0.22	< 0.14	< 0.14	< 0.14	< 0.14	< 0.14	< 0.14	< 0.14	< 0.36	< 0.060	< 0.06	< 0.060	< 0.84	< 0.84	< 0.84	< 0.84
1,2-Dibromoethane	0.005	0.05	< 0.2	< 0.2	< 0.45	< 0.36	< 0.36	< 0.36	< 0.36	< 0.36	< 0.36	< 0.36	< 0.39	< 0.13	< 0.13	< 0.13	< 0.83	< 0.83	< 0.83	< 0.83
1,2-Dichlorobenzene	60	600	< 0.2	< 0.2	< 0.21	< 0.27	< 0.27	< 0.27	< 0.27	< 0.27	< 0.27	< 0.27	< 0.33	< 0.076	< 0.076	< 0.076	< 0.71	< 0.71	< 0.71	< 0.71
1,2-Dichloroethane	0.5	5	< 0.5	< 0.5	< 0.28	< 0.28	< 0.28	< 0.28	< 0.28	< 0.28	< 0.28	< 0.28	< 0.39	< 0.078	< 0.078	< 0.078	< 0.28	< 0.28	< 0.28	< 0.28
1,2-Dichloropropane	0.5	5	< 0.5	< 0.5	< 0.36	< 0.2	< 0.2	< 0.2	< 0.2	< 0.20	< 0.20	< 0.20	< 0.43	< 0.10	< 0.1	< 0.10	< 0.28	< 0.28	< 0.28	< 0.28
1,2,3-Trichlorobenzene	NE	NE	< 0.25	< 0.25	< 0.36	< 0.24	< 0.24	< 0.24	< 0.24	< 0.24	< 0.24	< 0.24	< 0.46	< 0.045	< 0.045	< 0.045	< 0.63	< 0.63	< 2.2	< 2.2
1,2,4-Trichlorobenzene	14	70	< 0.25	< 0.25	< 0.22	< 0.31	< 0.31	< 0.31	< 0.31	< 0.31	< 0.31	< 0.31	< 0.34	< 0.077	< 0.077	< 0.077	< 0.95	< 0.95	< 0.95	< 0.95
1,3,5-Trimethylbenzene	96	480	< 0.2	< 0.2	< 0.23	< 0.18	< 0.18	< 0.18	< 0.18	< 0.18	< 0.18	< 0.18	< 0.25	< 0.075	< 0.075	< 0.075 J-	< 0.87	< 0.87	< 0.87	< 0.87
2-Butanone	800	4000	NA	NA	NA	NA	NA	NA	NA	NA	NA	NA	NA	< 3.0	< 3	< 3.0 J	< 2.9	< 2.9	< 2.9	< 2.9
2-Hexanone	NE	NE	NA	NA	NA	NA	NA	NA	NA	NA	NA	NA	NA	< 0.95	< 0.95	< 0.95 J	< 2.5	< 2.5	< 5.2	< 5.2
4-Methyl-2-pentanone	50	500	NA	NA	NA	NA	NA	NA	NA	NA	NA	NA	NA	< 0.77	< 0.77	< 0.77 J	< 1.5	< 1.5	< 4.6	< 4.6
Acetone	1800	9000	NA	NA	NA	NA	NA	NA	NA	NA	NA	NA	NA	< 3.4	7.5 BJ	< 3.4 J	< 2.7	< 2.7	< 2.7	< 2.7
Benzene	0.5	5	< 0.2	< 0.2	< 0.12	< 0.074	< 0.074	< 0.074	< 0.074	< 0.074	< 0.074	< 0.074	< 0.15	< 0.089	< 0.089	< 0.089	< 0.25	< 0.25	< 0.25	< 0.25
Bromodichloromethane	0.06	0.6	< 0.2	< 0.2	< 0.23	< 0.17	< 0.17	< 0.17	< 0.17	< 0.17	< 0.17	< 0.17	< 0.37	< 0.077	< 0.077	< 0.077	< 0.36	< 0.36	< 0.36	< 0.36
Bromoform	0.44	4.4	< 0.2	< 0.2	< 0.45	< 0.28	< 0.28	< 0.28	< 0.28	< 0.28	< 0.28	< 0.28	< 0.48	< 0.088	< 0.088	< 0.088	< 4.0	< 4.0	< 4.0	< 4.0
Bromomethane	1	10	< 0.5	< 0.5	< 0.49	< 0.31	< 0.31	< 0.31	< 0.31	< 0.31	< 0.31	< 0.31	< 0.80	< 0.59	< 0.59	< 0.59	< 0.97	< 0.97	< 0.97	< 0.97
Carbon disulfide	200	1000	NA	NA	NA	NA	NA	NA	NA	NA	NA	NA	NA	< 0.053	< 0.053	< 0.053	< 0.37	< 0.37	< 0.45	< 0.45
Carbon tetrachloride	0.5	5	< 0.8	< 0.8	< 0.28	< 0.26	< 0.26	< 0.26	< 0.26	< 0.26	< 0.26	< 0.26	< 0.38	< 0.038	< 0.038	< 0.038	< 0.17	< 0.17	< 1.1	< 1.1
Chloroform	0.6	6	< 0.2	< 0.2	< 0.25	< 0.2	< 0.2	< 0.2	< 0.2	< 0.20	< 0.20	< 0.20	< 0.37	< 0.062	< 0.062	< 0.062	< 1.3	< 1.3	< 1.3	< 1.3
Chloromethane	3	30	< 0.3	< 0.3	< 0.24	< 0.18	< 0.18	< 0.18	< 0.18	< 0.18	< 0.18	< 0.18	< 0.32	0.75 BJ	2.2	< 0.25 U	< 2.2	< 2.2	< 2.2	< 2.2
cis-1,2-Dichloroethene	7	70	***51***	***58***	***38***	***41***	***23***	***25***	***27***	***25***	***22***	***20***	***8***	3.6	2.8	4.0	***7.1***	6.8	***8.7***	***8.3***
Dichlorodifluoromethane	200	1000	< 0.5	< 0.5	< 0.26	< 0.2	< 0.2	< 0.2	< 0.2	< 0.20	< 0.20	< 0.20	< 0.54	< 0.11	< 0.11	< 0.11	< 0.50	< 0.50	< 0.50	< 0.50
Ethylbenzene	140	700	< 0.5	< 0.5	< 0.14	< 0.13	< 0.13	< 0.13	< 0.13	< 0.13	< 0.13	< 0.13	< 0.18	< 0.054	< 0.054	< 0.054	< 0.22	< 0.22	< 0.32	< 0.32
Isopropylbenzene	NE	NE	< 0.2	< 0.2	< 0.21	< 0.14	< 0.14	< 0.14	< 0.14	< 0.14	< 0.14	< 0.14	< 0.39	< 0.081	< 0.081	< 0.081 J-	< 0.39	< 0.39	< 1.7	< 1.7
m,p-Xylene	400	2000	NA	NA	NA	NA	NA	NA	NA	NA	NA	NA	NA	< 0.057	< 0.057	< 0.057	< 0.47	< 0.47	< 0.47	< 0.47
Methyl tert-butyl ether	12	60	< 0.5	< 0.5	< 0.28	< 0.24	< 0.24	< 0.24	< 0.24	< 0.24	< 0.24	< 0.24	< 0.39	< 0.14	< 0.14	< 0.14	< 1.2	< 1.2	< 1.2	< 1.2
Methylene chloride	0.5	5	< 1	< 1	***8.5***	< 0.68	< 0.68	< 0.68	< 0.68	< 0.68	< 0.68	< 0.68	< 1.6	< 0.14	< 0.14	< 0.14	< 0.58	< 0.58	< 0.58	< 0.58
Naphthalene	10	100	< 0.25	< 0.25	< 0.24	< 0.16	< 0.16	< 0.16	< 0.16	< 0.16	< 0.16	< 0.16	< 0.34	< 0.088	< 0.088	< 0.088	< 1.2	< 1.2	< 1.2	< 1.2
n-Butylbenzene	NE	NE	< 0.2	< 0.2	< 0.21	< 0.13	< 0.13	< 0.13	< 0.13	< 0.13	< 0.13	< 0.13	< 0.39	< 0.14	< 0.14	< 0.14	< 0.71	< 0.71	< 0.71	< 0.71
n-Hexane	120	600	NA	NA	NA	NA	NA	NA	NA	NA	NA	NA	NA	< 0.21	< 0.21	< 0.21	< 1.7	< 1.7	< 1.7	< 1.7
n-Propylbenzene	NE	NE	< 0.5	< 0.5	< 0.19	< 0.13	< 0.13	< 0.13	< 0.13	< 0.13	< 0.13	< 0.13	< 0.41	< 0.10	< 0.1	< 0.10	< 0.81	< 0.81	< 0.81	< 0.81
o-Xylene	400	2000	NA	NA	NA	NA	NA	NA	NA	NA	NA	NA	NA	< 0.058	< 0.058	< 0.058	< 0.26	< 0.26	< 0.26	< 0.26
p-Isopropyltoluene	NE	NE	< 0.2	< 0.2	< 0.24	< 0.17	< 0.17	< 0.17	< 0.17	< 0.17	< 0.17	< 0.17	< 0.36	< 0.085	< 0.085	< 0.085 J-	< 0.80	< 0.80	< 0.80	< 0.80
sec-Butylbenzene	NE	NE	< 0.25	< 0.25	< 0.19	< 0.15	< 0.15	< 0.15	< 0.15	< 0.15	< 0.15	< 0.15	< 0.40	< 0.13	< 0.13	< 0.13	< 0.85	< 0.85	< 0.85	< 0.85
Styrene	10	100	< 0.5	< 0.5	< 0.26	< 0.1	< 0.1	< 0.1	< 0.1	< 0.10	< 0.10	< 0.10	< 0.39	< 0.065	0.07 BJ	< 0.065	< 0.47	< 0.47	< 3.0	< 3.0
tert-Butylbenzene	NE	NE	< 0.2	< 0.2	< 0.24	< 0.14	< 0.14	< 0.14	< 0.14	< 0.14	< 0.14	< 0.14	< 0.40	< 0.12	< 0.12	< 0.12	< 0.30	< 0.30	< 0.30	< 0.30
Tetrachloroethene	0.5	5	***32***	***9***	***23***	***22***	***10***	***11***	***18***	***19***	***16***	***16***	***4.4***	***5.5***	***4***	***3.8***	***5.8***	***5.5***	***6.2***	***7.9***
Toluene	160	800	< 0.5	< 0.5	< 0.15	< 0.11	< 0.11	< 0.11	< 0.11	< 0.11	< 0.11	< 0.11	< 0.15	< 0.053	< 0.053	< 0.053	< 0.17	< 0.17	< 0.27	< 0.27
trans-1,2-Dichloroethene	20	100	0.97	0.93	0.77 J	0.78 J	< 0.25	< 0.25	< 0.25	< 0.25	< 0.25	< 0.25	< 0.35	0.22 J	0.16 J	0.13 J	< 1.1	< 1.1	< 0.46	< 0.46
Trichloroethene	0.5	5	***33***	***20***	***24***	***25***	***23***	***18***	***23***	***28***	***19***	***21***	***6.2***	***3.8***	***2***	***2.2***	***3.9***	***3.7***	***4.7***	***4.7***
Trichlorofluoromethane	698	3490	< 2	< 2	< 0.22	< 0.19	< 0.19	< 0.19	< 0.19	< 1.0	< 1.0	< 1.0	< 1.0	< 0.50	< 0.5	< 0.13	< 0.21	< 0.21	< 0.21	< 0.21
Vinyl chloride	0.02	0.2	***1.5***	***1.1***	***0.86***	***0.63***	< 0.1	< 0.1	< 0.1	< 0.10	< 0.10	< 0.10	< 0.20	< 0.16	< 0.16	< 0.16	< 0.17	< 0.17	< 0.17	< 0.17
Xylenes, Total	400	2000	< 0.5	< 0.5	< 0.3	< 0.068	< 0.068	< 0.068	< 0.068	< 0.068	< 0.068	< 0.068	< 0.22	< 0.058	< 0.12	< 0.12	< 1.5	< 1.5	< 1.5	< 1.5
Total PCBs																				
Aroclor-1016	0.003	0.03	NA	NA	NA	< 0.17	NA	NA	NA	NA	NA	NA	NA	NA	NA	NA	NA	NA	NA	NA
Aroclor-1232	0.003	0.03	NA	NA	NA	< 0.091	NA	NA	NA	NA	NA	NA	NA	NA	NA	NA	NA	NA	NA	NA
Aroclor-1242	0.003	0.03	NA	NA	NA	< 0.13	NA	NA	NA	NA	NA	NA	NA	NA	NA	NA	NA	NA	NA	NA
Aroclor-1248	0.003	0.03	NA	NA	NA	< 0.11	NA	NA	NA	NA	NA	NA	NA	NA	NA	NA	NA	NA	NA	NA
Total Detected PCBs	0.003	0.03	NA	NA	NA	ND	NA	NA	NA	NA	NA	NA	NA	NA	NA	NA	NA	NA	NA	NA
Dissolved PCBs																				
Aroclor-1016	0.003	0.03	NA	NA	NA	NA	NA	NA	NA	NA	NA	NA	NA	NA	NA	NA	NA	NA	NA	NA
Aroclor-1232	0.003	0.03	NA	NA	NA	NA	NA	NA	NA	NA	NA	NA	NA	NA	NA	NA	NA	NA	NA	NA
Aroclor-1242	0.003	0.03	NA	NA	NA	NA	NA	NA	NA	NA	NA	NA	NA	NA	NA	NA	NA	NA	NA	NA
Aroclor-1248	0.003	0.03	NA	NA	NA	NA	NA	NA	NA	NA	NA	NA	NA	NA	NA	NA	NA	NA	NA	NA
Total Detected PCBs	0.003	0.03	NA	NA	NA	NA	NA	NA	NA	NA	NA	NA	NA	NA	NA	NA	NA	NA	NA	NA
Solids																				
Total Dissolved Solids (mg/L)	NE	NE	NA	NA	NA	NA	NA	NA	NA	NA	NA	NA	NA	NA	NA	NA	NA	NA	NA	NA
Total Suspended Solids (TSS) (mg/L)	NE	NE	NA	NA	NA	NA	NA	NA	NA	NA	NA	NA	NA	NA	NA	NA	NA	NA	NA	NA

Notes on Page 61.

Table 16: Groundwater Analytical Results Summary
Madison-Kipp Corporation
Madison, Wisconsin

WELL ID			MW-2S	MW-2S	MW-2S	MW-2S	MW-2S	MW-2S	MW-2S	MW-2S	MW-2S	MW-2S	MW-2D	MW-2D	MW-2D	MW-2D	MW-2D	MW-2D	MW-2D	MW-2D	MW-2D
SCREEN INTERVAL (feet bgs)	PREVENTIVE	ENFORCEMENT	19 - 29 ft	19 - 29 ft	19 - 29 ft	19 - 29 ft	19 - 29 ft	19 - 29 ft	19 - 29 ft	19 - 29 ft	19 - 29 ft	19 - 29 ft	39 - 44 ft	39 - 44 ft	39 - 44 ft	39 - 44 ft	39 - 44 ft	39 - 44 ft	39 - 44 ft	39 - 44 ft	39 - 44 ft
SAMPLE DATE	ACTION LIMIT	STANDARD	04/08/2010	03/30/2011	04/11/2012	01/14/2013	04/20/2013	07/18/2013	10/10/2013	04/17/2014	10/16/2014	10/16/2018	04/08/2010	10/01/2010	03/30/2011	04/11/2012	01/15/2013	04/20/2013	07/18/2013	10/10/2013	04/17/2014
VOCs																					
1,1,1,2-Tetrachloroethane	7	70	< 0.25	< 0.25	< 0.31	< 0.25	< 0.25	< 0.25	< 0.25	< 0.25	< 0.25	NA	< 8	< 0.25	< 4	< 0.31	< 0.5	< 0.5	< 0.25	< 0.25	< 0.25
1,1,1-Trichloroethane	40	200	< 0.5	< 0.5	< 0.26	< 0.2	< 0.2	< 0.2	< 0.2	< 0.20	< 0.20	NA	< 16	< 0.5	< 8	< 0.26	< 0.4	< 0.4	< 0.2	< 0.2	< 0.20
1,1,2-Trichloroethane	0.5	5	< 0.25	< 0.25	< 0.3	< 0.28	< 0.28	< 0.28	< 0.28	< 0.28	< 0.28	NA	< 8	< 0.25	< 4	< 0.3	< 0.56	< 0.56	< 0.28	< 0.28	< 0.28
1,1-Dichloroethene	0.7	7	< 0.5	< 0.5	< 0.29	< 0.31	< 0.31	< 0.31	< 0.31	< 0.31	< 0.31	NA	< 16	< 0.5	< 8	< 0.29	< 0.62	< 0.62	< 0.31	< 0.31	< 0.31
1,2,4-Trimethylbenzene	96	480	< 0.2	< 0.2	< 0.22	< 0.14	< 0.14	< 0.14	< 0.14	< 0.14	< 0.14	NA	< 6.4	< 0.2	< 3.2	< 0.22	< 0.28	< 0.28	< 0.14	< 0.14	< 0.14
1,2-Dibromoethane	0.005	0.05	< 0.2	< 0.2	< 0.45	< 0.36	< 0.36	< 0.36	< 0.36	< 0.36	< 0.36	NA	< 6.4	< 0.2	< 3.2	< 0.45	< 0.72	< 0.72	< 0.36	< 0.36	< 0.36
1,2-Dichlorobenzene	60	600	< 0.2	< 0.2	< 0.21	< 0.27	< 0.27	< 0.27	< 0.27	< 0.27	< 0.27	NA	< 6.4	< 0.2	< 3.2	< 0.21	< 0.54	< 0.54	< 0.27	< 0.27	< 0.27
1,2-Dichloroethane	0.5	5	< 0.5	< 0.5	< 0.28	< 0.28	< 0.28	< 0.28	< 0.28	< 0.28	< 0.28	NA	< 16	< 0.5	< 8	< 0.28	< 0.56	< 0.56	< 0.28	< 0.28	< 0.28
1,2-Dichloropropane	0.5	5	< 0.5	< 0.5	< 0.36	< 0.2	< 0.2	< 0.2	< 0.2	< 0.20	< 0.20	NA	< 16	< 0.5	< 8	< 0.36	< 0.4	< 0.4	< 0.2	< 0.2	< 0.20
1,2,3-Trichlorobenzene	NE	NE	< 0.25	< 0.25	< 0.36	< 0.24	< 0.24	< 0.24	< 0.24	< 0.24	< 0.24	NA	< 8	< 0.25	< 4	< 0.36	< 0.48	< 0.48	< 0.24	< 0.24	< 0.24
1,2,4-Trichlorobenzene	14	70	< 0.25	< 0.25	< 0.22	< 0.31	< 0.31	< 0.31	< 0.31	< 0.31	< 0.31	NA	< 8	< 0.25	< 4	< 0.22	< 0.62	< 0.62	< 0.31	< 0.31	< 0.31
1,3,5-Trimethylbenzene	96	480	< 0.2	< 0.2	< 0.23	< 0.18	< 0.18	< 0.18	< 0.18	< 0.18	< 0.18	NA	< 6.4	< 0.2	< 3.2	< 0.23	< 0.36	< 0.36	< 0.18	< 0.18	< 0.18
2-Butanone	800	4000	NA	NA	NA	NA	NA	NA	NA	NA	NA	NA	NA	NA	NA	NA	NA	NA	NA	NA	NA
2-Hexanone	NE	NE	NA	NA	NA	NA	NA	NA	NA	NA	NA	NA	NA	NA	NA	NA	NA	NA	NA	NA	NA
4-Methyl-2-pentanone	50	500	NA	NA	NA	NA	NA	NA	NA	NA	NA	NA	NA	NA	NA	NA	NA	NA	NA	NA	NA
Acetone	1800	9000	NA	NA	NA	NA	NA	NA	NA	NA	NA	NA	NA	NA	NA	NA	NA	NA	NA	NA	NA
Benzene	0.5	5	< 0.2	< 0.2	< 0.12	< 0.074	< 0.074	< 0.074	< 0.074	< 0.074	< 0.074	NA	< 6.4	< 0.2	< 3.2	< 0.12	< 0.15	< 0.15	< 0.074	< 0.074	< 0.074
Bromodichloromethane	0.06	0.6	< 0.2	< 0.2	< 0.23	< 0.17	< 0.17	< 0.17	< 0.17	< 0.17	< 0.17	NA	< 6.4	< 0.2	< 3.2	< 0.23	< 0.34	< 0.34	< 0.17	< 0.17	< 0.17
Bromoform	0.44	4.4	< 0.2	< 0.2	< 0.45	< 0.28	< 0.28	< 0.28	< 0.28	< 0.28	< 0.28	NA	< 6.4	< 0.2	< 3.2	< 0.45	< 0.56	< 0.56	< 0.28	< 0.28	< 0.28
Bromomethane	1	10	< 0.5	< 0.5	< 0.49	< 0.31	< 0.31	< 0.31	< 0.31	< 0.31	< 0.31	NA	< 16	< 0.5	< 8	< 0.49	< 0.62	< 0.62	< 0.31	< 0.31	< 0.31
Carbon disulfide	200	1000	NA	NA	NA	NA	NA	NA	NA	NA	NA	NA	NA	NA	NA	NA	NA	NA	NA	NA	NA
Carbon tetrachloride	0.5	5	< 0.8	< 0.8	< 0.28	< 0.26	< 0.26	< 0.26	< 0.26	< 0.26	< 0.26	NA	< 26	< 0.8	< 13	< 0.28	< 0.52	< 0.52	< 0.26	< 0.26	< 0.26
Chloroform	0.6	6	< 0.2	< 0.2	< 0.25	< 0.2	< 0.2	< 0.2	< 0.2	< 0.20	< 0.20	NA	< 6.4	< 0.2	< 3.2	< 0.25	< 0.4	< 0.4	< 0.2	< 0.2	< 0.20
Chloromethane	3	30	< 0.3	< 0.3	< 0.24	< 0.18	< 0.18	< 0.18	< 0.18	< 0.18	< 0.18	NA	< 9.6	< 0.3	< 4.8	< 0.24	< 0.36	< 0.36	< 0.18	< 0.18	< 0.18
cis-1,2-Dichloroethene	7	70	< 0.5	< 0.5	< 0.22	< 0.12	< 0.12	< 0.12	< 0.12	< 0.12	< 0.12	NA	< 16	0.67	< 8	< 0.22	< 0.24	< 0.24	< 0.12	< 0.12	< 0.12
Dichlorodifluoromethane	200	1000	< 0.5	< 0.5	< 0.26	< 0.2	< 0.2	< 0.2	< 0.2	< 0.20	< 0.20	NA	< 16	< 0.5	< 8	< 0.26	< 0.4	< 0.4	< 0.2	< 0.2	< 0.20
Ethylbenzene	140	700	< 0.5	< 0.5	< 0.14	< 0.13	< 0.13	< 0.13	< 0.13	< 0.13	< 0.13	NA	< 16	< 0.5	< 8	< 0.14	< 0.26	< 0.26	< 0.13	< 0.13	< 0.13
Isopropylbenzene	NE	NE	< 0.2	< 0.2	< 0.21	< 0.14	< 0.14	< 0.14	< 0.14	< 0.14	< 0.14	NA	< 6.4	< 0.2	< 3.2	< 0.21	< 0.28	< 0.28	< 0.14	< 0.14	< 0.14
m,p-Xylene	400	2000	NA	NA	NA	NA	NA	NA	NA	NA	NA	NA	NA	NA	NA	NA	NA	NA	NA	NA	NA
Methyl tert-butyl ether	12	60	< 0.5	< 0.5	< 0.28	< 0.24	< 0.24	< 0.24	< 0.24	< 0.24	< 0.24	NA	< 16	< 0.5	< 8	< 0.28	< 0.48	< 0.48	< 0.24	< 0.24	< 0.24
Methylene chloride	0.5	5	< 1	< 1	***8.6***	< 0.68	< 0.68	< 0.68	< 0.68	< 0.68	< 0.68	NA	< 32	< 1	< 16	***8.1***	< 1.4	< 1.4	< 0.68	< 0.68	< 0.68
Naphthalene	10	100	< 0.25	< 0.25	< 0.24	< 0.16	< 0.16	< 0.16	< 0.16	< 0.16	< 0.16	NA	< 8	< 0.25	< 4	< 0.24	< 0.32	< 0.32	< 0.16	< 0.16	< 0.16
n-Butylbenzene	NE	NE	< 0.2	< 0.2	< 0.21	< 0.13	< 0.13	< 0.13	< 0.13	< 0.13	< 0.13	NA	< 6.4	< 0.2	< 3.2	< 0.21	< 0.26	< 0.26	< 0.13	< 0.13	< 0.13
n-Hexane	120	600	NA	NA	NA	NA	NA	NA	NA	NA	NA	NA	NA	NA	NA	NA	NA	NA	NA	NA	NA
n-Propylbenzene	NE	NE	< 0.5	< 0.5	< 0.19	< 0.13	< 0.13	< 0.13	< 0.13	< 0.13	< 0.13	NA	< 16	< 0.5	< 8	< 0.19	< 0.26	< 0.26	< 0.13	< 0.13	< 0.13
o-Xylene	400	2000	NA	NA	NA	NA	NA	NA	NA	NA	NA	NA	NA	NA	NA	NA	NA	NA	NA	NA	NA
p-Isopropyltoluene	NE	NE	< 0.2	< 0.2	< 0.24	< 0.17	< 0.17	< 0.17	< 0.17	< 0.17	< 0.17	NA	< 6.4	< 0.2	< 3.2	< 0.24	< 0.34	< 0.34	< 0.17	< 0.17	< 0.17
sec-Butylbenzene	NE	NE	< 0.25	< 0.25	< 0.19	< 0.15	< 0.15	< 0.15	< 0.15	< 0.15	< 0.15	NA	< 8	< 0.25	< 4	< 0.19	< 0.3	< 0.3	< 0.15	< 0.15	< 0.15
Styrene	10	100	< 0.5	< 0.5	< 0.26	< 0.1	< 0.1	< 0.1	< 0.1	< 0.10	< 0.10	NA	< 16	< 0.5	< 8	< 0.26	< 0.2	< 0.2	< 0.1	< 0.1	< 0.10
tert-Butylbenzene	NE	NE	< 0.2	< 0.2	< 0.24	< 0.14	< 0.14	< 0.14	< 0.14	< 0.14	< 0.14	NA	< 6.4	< 0.2	< 3.2	< 0.24	< 0.28	< 0.28	< 0.14	< 0.14	< 0.14
Tetrachloroethene	0.5	5	***1.6***	***1.3***	***1.2***	***1.3***	***1.3***	***0.81 J***	***1.1***	***1.3***	***1***	NA	***1400***	***1300***	***1000***	***610***	***720***	***910***	***580***	***440***	***450***
Toluene	160	800	< 0.5	< 0.5	< 0.15	< 0.11	< 0.11	< 0.11	< 0.11	< 0.11	< 0.11	NA	< 16	< 0.5	< 8	< 0.15	< 0.22	< 0.22	< 0.11	< 0.11	< 0.11
trans-1,2-Dichloroethene	20	100	< 0.5	< 0.5	< 0.27	< 0.25	< 0.25	< 0.25	< 0.25	< 0.25	< 0.25	NA	< 16	< 0.5	< 8	< 0.27	< 0.5	< 0.5	< 0.25	< 0.25	< 0.25
Trichloroethene	0.5	5	< 0.2	< 0.2	< 0.18	< 0.19	< 0.19	< 0.19	< 0.19	< 0.19	< 0.19	NA	***20***	***16***	***9.8***	***5.4***	***5.1***	***6.4***	***4.1***	***3***	***2.5***
Trichlorofluoromethane	698	3490	< 2	< 2	< 0.22	< 0.19	< 0.19	< 0.19	< 0.19	< 1.0	< 1.0	NA	< 64	< 2	< 32	< 0.22	< 0.38	< 0.38	< 0.19	< 0.19	< 1.0
Vinyl chloride	0.02	0.2	< 0.2	< 0.2	< 0.13	< 0.1	< 0.1	< 0.1	< 0.1	< 0.10	< 0.10	NA	< 6.4	< 0.2	< 3.2	< 0.13	< 0.2	< 0.2	< 0.1	< 0.1	< 0.10
Xylenes, Total	400	2000	< 0.5	< 0.5	< 0.3	< 0.068	< 0.068	< 0.068	< 0.068	< 0.068	< 0.068	NA	< 16	< 0.5	< 8	< 0.3	< 0.14	< 0.14	< 0.068	< 0.068	< 0.068
Total PCBs																					
Aroclor-1016	0.003	0.03	NA	NA	NA	< 0.17	NA	NA	NA	NA	NA	< 0.0072	NA	NA	NA	NA	< 0.18	NA	NA	NA	NA
Aroclor-1232	0.003	0.03	NA	NA	NA	< 0.091	NA	NA	NA	NA	NA	< 0.0042	NA	NA	NA	NA	< 0.096	NA	NA	NA	NA
Aroclor-1242	0.003	0.03	NA	NA	NA	< 0.13	NA	NA	NA	NA	NA	< 0.013	NA	NA	NA	NA	< 0.14	NA	NA	NA	NA
Aroclor-1248	0.003	0.03	NA	NA	NA	< 0.11	NA	NA	NA	NA	NA	< 0.011	NA	NA	NA	NA	< 0.11	NA	NA	NA	NA
Total Detected PCBs	0.003	0.03	NA	NA	NA	ND	NA	NA	NA	NA	NA	ND	NA	NA	NA	NA	ND	NA	NA	NA	NA
Dissolved PCBs																					
Aroclor-1016	0.003	0.03	NA	NA	NA	NA	NA	NA	NA	NA	NA	NA	NA	NA	NA	NA	NA	NA	NA	NA	NA
Aroclor-1232	0.003	0.03	NA	NA	NA	NA	NA	NA	NA	NA	NA	NA	NA	NA	NA	NA	NA	NA	NA	NA	NA
Aroclor-1242	0.003	0.03	NA	NA	NA	NA	NA	NA	NA	NA	NA	NA	NA	NA	NA	NA	NA	NA	NA	NA	NA
Aroclor-1248	0.003	0.03	NA	NA	NA	NA	NA	NA	NA	NA	NA	NA	NA	NA	NA	NA	NA	NA	NA	NA	NA
Total Detected PCBs	0.003	0.03	NA	NA	NA	NA	NA	NA	NA	NA	NA	NA	NA	NA	NA	NA	NA	NA	NA	NA	NA
Solids																					
Total Dissolved Solids (mg/L)	NE	NE	NA	NA	NA	NA	NA	NA	NA	NA	NA	376	NA	NA	NA	NA	NA	NA	NA	NA	NA
Total Suspended Solids (TSS) (mg/L)	NE	NE	NA	NA	NA	NA	NA	NA	NA	NA	NA	< 1.4	NA	NA	NA	NA	NA	NA	NA	NA	NA

Notes on Page 61.

Table 16: Groundwater Analytical Results Summary
Madison-Kipp Corporation
Madison, Wisconsin

WELL ID			MW-2D	MW-2D	MW-2D	MW-2D	MW-2D	MW-2D	MW-2D	MW-2D	MW-2D	MW-2D	MW-2D	MW-2D	MW-2D	MW-2D	MW-2D
SCREEN INTERVAL (feet bgs)	PREVENTIVE	ENFORCEMENT	39 - 44 ft	39 - 44 ft	39 - 44 ft	39 - 44 ft	39 - 44 ft	39 - 44 ft	39 - 44 ft	39 - 44 ft	39 - 44 ft	39 - 44 ft	39 - 44 ft	39 - 44 ft	39 - 44 ft	39 - 44 ft	39 - 44 ft
SAMPLE DATE	ACTION LIMIT	STANDARD	10/16/2014	04/14/2015	10/21/2015	01/25/2016	04/21/2016	07/19/2016	10/13/2016	1/19/2017	04/12/2017	10/04/2017	04/05/2018	10/16/2018	10/16/2018[3]	04/12/2019	10/16/2019	10/20/2020
VOCs																		
1,1,1,2-Tetrachloroethane	7	70	< 0.50	< 0.25	< 0.46	< 0.55	< 1.1	< 0.11	< 0.11	< 0.11	< 0.11	< 0.11	< 0.11	< 0.11	< 0.11	< 0.27	< 0.27	< 0.27
1,1,1-Trichloroethane	40	200	< 0.40	< 0.20	< 0.38	< 0.50	< 1.0	< 0.10	< 0.10	< 0.10	< 0.10	< 0.1	< 0.10	< 0.10	< 0.10	< 0.24	< 0.24	< 0.24
1,1,2-Trichloroethane	0.5	5	< 0.56	< 0.28	< 0.35	< 0.50	< 1.0	< 0.10	< 0.10	< 0.10	< 0.10	< 0.1	< 0.10	< 0.10	< 0.10	< 0.55	< 0.55	< 0.55
1,1-Dichloroethene	0.7	7	< 0.62	< 0.31	< 0.39	< 0.70	< 1.4	< 0.14	< 0.14	< 0.14	< 0.14	< 0.14	< 0.14	< 0.14	< 0.14	< 0.24	< 0.24	< 0.24
1,2,4-Trimethylbenzene	96	480	< 0.28	< 0.14	< 0.36	< 0.30	< 0.60	< 0.060	< 0.060	< 0.060	< 0.060	< 0.06	< 0.060	< 0.060	< 0.060	< 0.84	< 0.84	< 0.84
1,2-Dibromoethane	0.005	0.05	< 0.72	< 0.36	< 0.39	< 0.65	< 1.3	< 0.13	< 0.13	< 0.13	< 0.13	< 0.13	< 0.13	< 0.13	< 0.13	< 0.83	< 0.83	< 0.83
1,2-Dichlorobenzene	60	600	< 0.54	< 0.27	< 0.33	0.45 J	< 0.76	< 0.076	< 0.076	< 0.076	< 0.076	< 0.076	< 0.076	< 0.076	< 0.076	< 0.71	< 0.71	< 0.71
1,2-Dichloroethane	0.5	5	< 0.56	< 0.28	< 0.39	< 0.39	< 0.78	< 0.078	< 0.078	< 0.078	< 0.078	< 0.078	< 0.078	< 0.078	< 0.078	< 0.28	< 0.28	< 0.28
1,2-Dichloropropane	0.5	5	< 0.40	< 0.20	< 0.43	< 0.50	< 1.0	< 0.10	< 0.10	< 0.10	< 0.10	< 0.1	< 0.10	< 0.10	< 0.10	< 0.28	< 0.28	< 0.28
1,2,3-Trichlorobenzene	NE	NE	< 0.48	< 0.24	< 0.46	< 0.23	< 0.45	< 0.045	< 0.045	< 0.045	< 0.045	< 0.045	0.050 J	< 0.045	< 0.045	< 0.63	< 0.63	< 2.2
1,2,4-Trichlorobenzene	14	70	< 0.62	< 0.31	< 0.34	0.85 J	< 0.77	< 0.077	< 0.077	< 0.077	< 0.077	< 0.077	< 0.077	< 0.077	< 0.077	< 0.95	< 0.95	< 0.95
1,3,5-Trimethylbenzene	96	480	< 0.36	< 0.18	< 0.25	< 0.38	< 0.75	< 0.075	< 0.075	< 0.075	< 0.075	< 0.075	< 0.075	< 0.075	< 0.075	< 0.87	< 0.87	< 0.87
2-Butanone	800	4000	NA	NA	NA	< 15	< 30	< 3.0	< 3.0	< 3.0	< 3.0	< 3	< 3.0	< 3.0	< 3.0	< 2.9	< 2.9	< 2.9
2-Hexanone	NE	NE	NA	NA	NA	< 4.8	< 9.5	< 0.95	< 0.95	< 0.95	< 0.95	< 0.95	< 0.95	< 0.95	< 0.95	< 2.5	< 2.5	< 5.2
4-Methyl-2-pentanone	50	500	NA	NA	NA	< 3.9	< 7.7	< 0.77	< 0.77	< 0.77	< 0.77	< 0.77	< 0.77	< 0.77	< 0.77	< 1.5	< 1.5	< 4.6
Acetone	1800	9000	NA	NA	NA	< 17	< 34	< 3.4	< 3.4	< 3.4	15 BJ	< 3.4	< 3.4	< 3.4	< 3.4	< 2.7	< 2.7	< 2.7
Benzene	0.5	5	< 0.15	< 0.074	< 0.15	< 0.45	< 0.89	< 0.089	< 0.089	< 0.089	< 0.089	< 0.089	< 0.089	< 0.089	< 0.089	< 0.25	< 0.25	< 0.25
Bromodichloromethane	0.06	0.6	< 0.34	< 0.17	< 0.37	< 0.39	< 0.77	< 0.077	< 0.077	< 0.077	< 0.077	< 0.077	< 0.077	< 0.077	< 0.077	< 0.36	< 0.36	< 0.36
Bromoform	0.44	4.4	< 0.56	< 0.28	< 0.48	< 0.44	< 0.88	< 0.088	< 0.088	< 0.088	< 0.088	< 0.088	< 0.088	< 0.088	< 0.088	< 4.0	< 4.0	< 4.0
Bromomethane	1	10	< 0.62	< 0.31	< 0.80	< 3.0	< 5.9	< 0.59	< 0.59	< 0.59	< 0.59	< 0.59	< 0.59	< 0.59	< 0.59	< 0.97	< 0.97	< 0.97
Carbon disulfide	200	1000	NA	NA	NA	< 0.27	< 0.53	< 0.053	< 0.053	< 0.053	< 0.053	< 0.053	< 0.053	< 0.053	< 0.053	< 0.37	< 0.37	< 0.45
Carbon tetrachloride	0.5	5	< 0.52	< 0.26	< 0.38	< 0.19	< 0.38	< 0.038	< 0.038	< 0.038	< 0.038	< 0.038	< 0.038	< 0.038	< 0.038	< 0.17	< 0.17	< 1.1
Chloroform	0.6	6	< 0.40	< 0.20	< 0.37	< 0.31	< 0.62	< 0.062	< 0.062	< 0.062	< 0.062	< 0.062	< 0.062	< 0.062	< 0.062	< 1.3	< 1.3	< 1.3
Chloromethane	3	30	< 0.36	< 0.18	< 0.32	< 0.80	< 1.6	0.20 J	0.81 BJ	0.33 BJ	0.30 J+	1.4 J	0.28 J+	< 0.31 U	< 0.25 U	< 2.2	< 2.2	< 2.2
cis-1,2-Dichloroethene	7	70	< 0.24	< 0.12	< 0.41	< 0.55	< 1.1	< 0.11	< 0.11	< 0.11	< 0.11	< 0.11	< 0.11	< 0.11	< 0.11	< 0.27	< 0.27	< 0.27
Dichlorodifluoromethane	200	1000	< 0.40	< 0.20	< 0.54	< 0.55	< 1.1	< 0.11	< 0.11	< 0.11	< 0.11	< 0.11	0.15 J+	< 0.11	< 0.11	< 0.50	< 0.50	< 0.50
Ethylbenzene	140	700	< 0.26	< 0.13	< 0.18	< 0.27	< 0.54	< 0.054	< 0.054	< 0.054	< 0.054	< 0.054	< 0.054	< 0.054	< 0.054	< 0.22	< 0.22	< 0.32
Isopropylbenzene	NE	NE	< 0.28	< 0.14	< 0.39	< 0.41	< 0.81	< 0.081	< 0.081	< 0.081	< 0.081	< 0.081	< 0.081	< 0.081	< 0.081	< 0.39	< 0.39	< 1.7
m,p-Xylene	400	2000	NA	NA	NA	< 0.29	< 0.57	< 0.057	< 0.057	< 0.057	< 0.057	< 0.057	< 0.057	< 0.057	< 0.057	< 0.47	< 0.47	< 0.47
Methyl tert-butyl ether	12	60	< 0.48	< 0.24	< 0.39	< 0.70	< 1.4	< 0.14	< 0.14	< 0.14	< 0.14	< 0.14	< 0.14	< 0.14	< 0.14	< 1.2	< 1.2	< 1.2
Methylene chloride	0.5	5	< 1.4	< 0.68	< 1.6	< 0.70	< 1.4	< 0.14	< 0.14	***0.82 BJ***	< 0.14	< 0.14	< 0.14	< 0.27 U	< 0.27 U	< 0.58	< 0.58	< 0.58
Naphthalene	10	100	< 0.32	< 0.16	< 0.34	< 0.44	< 0.88	< 0.088	< 0.088	< 0.088	< 0.088	< 0.088	0.33 J	< 0.088	< 0.088	< 1.2	< 1.2	< 1.2
n-Butylbenzene	NE	NE	< 0.26	< 0.13	< 0.39	< 0.70	< 1.4	< 0.14	< 0.14	< 0.14	< 0.14	< 0.14	< 0.14	< 0.14	< 0.14	< 0.71	< 0.71	< 0.71
n-Hexane	120	600	NA	NA	NA	< 1.1	< 2.1	< 0.21	< 0.21	< 0.21	< 0.21	< 0.21	< 0.21	< 0.21	< 0.21	< 1.7	< 1.7	< 1.7
n-Propylbenzene	NE	NE	< 0.26	< 0.13	< 0.41	< 0.50	< 1.0	< 0.10	< 0.10	< 0.10	< 0.10	< 0.1	< 0.10	< 0.10	< 0.10	< 0.81	< 0.81	< 0.81
o-Xylene	400	2000	NA	NA	NA	< 0.29	< 0.58	< 0.058	< 0.058	< 0.058	< 0.058	< 0.058	< 0.058	< 0.058	< 0.058	< 0.26	< 0.26	< 0.26
p-Isopropyltoluene	NE	NE	< 0.34	< 0.17	< 0.36	< 0.43	< 0.85	< 0.085	< 0.085	< 0.085	< 0.085	< 0.085	< 0.085	< 0.085	< 0.085	< 0.80	< 0.80	< 0.80
sec-Butylbenzene	NE	NE	< 0.30	< 0.15	< 0.40	< 0.65	< 1.3	< 0.13	< 0.13	< 0.13	< 0.13	< 0.13	< 0.13	< 0.13	< 0.13	< 0.85	< 0.85	< 0.85
Styrene	10	100	< 0.20	< 0.10	< 0.39	< 0.33	< 0.65	< 0.065	< 0.065	< 0.065	< 0.065	< 0.065	< 0.065	< 0.065	< 0.065	< 0.47	< 0.47	< 3.0
tert-Butylbenzene	NE	NE	< 0.28	< 0.14	< 0.40	< 0.60	< 1.2	< 0.12	< 0.12	< 0.12	< 0.12	< 0.12	< 0.12	< 0.12	< 0.12	< 0.30	< 0.30	< 0.30
Tetrachloroethene	0.5	5	***540***	***250***	***210***	***85***	***290***	***81***	***28***	***22***	***19***	***38***	***29***	***20***	***18***	***17.1***	***10.8***	***6.3***
Toluene	160	800	< 0.22	< 0.11	< 0.15	0.30 J	< 0.53	< 0.053	0.090 J	0.090 BJ	< 0.053	< 0.053	0.060 J	< 0.053	< 0.053	< 0.17	< 0.17	< 0.27
trans-1,2-Dichloroethene	20	100	< 0.50	< 0.25	< 0.35	< 0.55	< 1.1	< 0.11	< 0.11	< 0.11	< 0.11	< 0.11	< 0.11	< 0.11	< 0.11	< 1.1	< 1.1	< 0.46
Trichloroethene	0.5	5	***2.1***	***1.2***	***0.73***	***0.60 J***	< 0.62	0.24 J	0.10 J	0.12 BJ	0.12 J	0.09 J	< 0.062	< 0.062	< 0.062	< 0.26	< 0.26	< 0.26
Trichlorofluoromethane	698	3490	< 2.0	< 1.0	< 1.0	< 2.5	< 5.0	< 0.50	< 0.50	< 0.50	< 0.50	< 0.5	< 0.5	< 0.13	< 0.13	< 0.21	< 0.21	< 0.21
Vinyl chloride	0.02	0.2	< 0.20	< 0.10	< 0.20	< 0.80	< 1.6	< 0.16	< 0.16	< 0.16	< 0.16	< 0.16	< 0.16	< 0.16	< 0.16	< 0.17	< 0.17	< 0.17
Xylenes, Total	400	2000	< 0.14	< 0.068	< 0.22	< 0.29	< 0.58	< 0.058	< 0.058	< 0.12	< 0.12	< 0.12	< 0.12	< 0.12	< 0.12	< 1.5	< 1.5	< 1.5
Total PCBs																		
Aroclor-1016	0.003	0.03	NA	NA	NA	NA	NA	NA	NA	NA	NA	NA	NA	< 0.0072	< 0.0072	NA	NA	NA
Aroclor-1232	0.003	0.03	NA	NA	NA	NA	NA	NA	NA	NA	NA	NA	NA	< 0.0042	< 0.0042	NA	NA	NA
Aroclor-1242	0.003	0.03	NA	NA	NA	NA	NA	NA	NA	NA	NA	NA	NA	< 0.013	< 0.013	NA	NA	NA
Aroclor-1248	0.003	0.03	NA	NA	NA	NA	NA	NA	NA	NA	NA	NA	NA	< 0.011	< 0.011	NA	NA	NA
Total Detected PCBs	0.003	0.03	NA	NA	NA	NA	NA	NA	NA	NA	NA	NA	NA	ND	ND	NA	NA	NA
Dissolved PCBs																		
Aroclor-1016	0.003	0.03	NA	NA	NA	NA	NA	NA	NA	NA	NA	NA	NA	NA	NA	NA	NA	NA
Aroclor-1232	0.003	0.03	NA	NA	NA	NA	NA	NA	NA	NA	NA	NA	NA	NA	NA	NA	NA	NA
Aroclor-1242	0.003	0.03	NA	NA	NA	NA	NA	NA	NA	NA	NA	NA	NA	NA	NA	NA	NA	NA
Aroclor-1248	0.003	0.03	NA	NA	NA	NA	NA	NA	NA	NA	NA	NA	NA	NA	NA	NA	NA	NA
Total Detected PCBs	0.003	0.03	NA	NA	NA	NA	NA	NA	NA	NA	NA	NA	NA	NA	NA	NA	NA	NA
Solids																		
Total Dissolved Solids (mg/L)	NE	NE	NA	NA	NA	NA	NA	NA	NA	NA	NA	NA	NA	1220	1220	NA	NA	NA
Total Suspended Solids (TSS) (mg/L)	NE	NE	NA	NA	NA	NA	NA	NA	NA	NA	NA	NA	NA	< 1.4	< 1.4	NA	NA	NA

Notes on Page 61.

Table 16: Groundwater Analytical Results Summary
Madison-Kipp Corporation
Madison, Wisconsin

WELL ID			MW-3S	MW-3S	MW-3S	MW-3S	MW-3S	MW-3S	MW-3S	MW-3S	MW-3S	MW-3S	MW-3S	MW-3S	MW-3S[1]	MW-3S[1,3]	MW-3S	MW-3S[1]	MW-3S[1]
SCREEN INTERVAL (feet bgs)	PREVENTIVE	ENFORCEMENT	19 - 29 ft	19 - 29 ft	19 - 29 ft	19 - 29 ft	19 - 29 ft	19 - 29 ft	19 - 29 ft	19 - 29 ft	19 - 29 ft	19 - 29 ft	19 - 29 ft	19 - 29 ft	19 - 29 ft	19 - 29 ft	19 - 29 ft	19 - 29 ft	19 - 29 ft
SAMPLE DATE	ACTION LIMIT	STANDARD	04/07/2010	03/29/2011	04/12/2012	11/30/2012	12/18/2012	12/19/2012	12/28/2012	01/03/2013	01/15/2013	01/15/2013	01/31/2013	02/12/2013	02/12/2013	02/12/2013	02/12/2013	02/28/2013	03/12/2013	04/16/2013
VOCs																				
1,1,1,2-Tetrachloroethane	7	70	< 8	< 6.3	< 1.6	< 1.3	NA	NA	NA	NA	NA	< 0.25	NA	NA	NA	< 0.25	< 0.25	NA	< 0.25	< 0.25
1,1,1-Trichloroethane	40	200	< 16	< 13	< 1.3	< 1	NA	NA	NA	NA	NA	< 0.2	NA	NA	NA	< 0.2	< 0.2	NA	< 0.2	< 0.2
1,1,2-Trichloroethane	0.5	5	< 8	< 6.3	< 1.5	< 1.4	NA	NA	NA	NA	NA	< 0.28	NA	NA	NA	< 0.28	< 0.28	NA	< 0.28	< 0.28
1,1-Dichloroethene	0.7	7	< 16	< 13	< 1.5	< 1.6	NA	NA	NA	NA	NA	< 0.31	NA	NA	NA	< 0.31	< 0.31	NA	< 0.31	< 0.31
1,2,4-Trimethylbenzene	96	480	< 6.4	< 5	< 1.1	< 0.7	NA	NA	NA	NA	NA	< 0.14	NA	NA	NA	< 0.14	< 0.14	NA	< 0.14	< 0.14
1,2-Dibromoethane	0.005	0.05	< 6.4	< 5	< 2.3	< 1.8	NA	NA	NA	NA	NA	< 0.36	NA	NA	NA	< 0.36	< 0.36	NA	< 0.36	< 0.36
1,2-Dichlorobenzene	60	600	< 6.4	< 5	< 1.1	< 1.4	NA	NA	NA	NA	NA	< 0.27	NA	NA	NA	< 0.27	< 0.27	NA	< 0.27	< 0.27
1,2-Dichloroethane	0.5	5	< 16	< 13	< 1.4	< 1.4	NA	NA	NA	NA	NA	< 0.28	NA	NA	NA	< 0.28	< 0.28	NA	< 0.28	< 0.28
1,2-Dichloropropane	0.5	5	< 16	< 13	< 1.8	< 1	NA	NA	NA	NA	NA	< 0.2	NA	NA	NA	< 0.2	< 0.2	NA	< 0.2	< 0.2
1,2,3-Trichlorobenzene	NE	NE	< 8	< 6.3	< 1.8	< 1.2	NA	NA	NA	NA	NA	< 0.24	NA	NA	NA	< 0.24	< 0.24	NA	< 0.24	< 0.24
1,2,4-Trichlorobenzene	14	70	< 8	< 6.3	< 1.1	< 1.6	NA	NA	NA	NA	NA	< 0.31	NA	NA	NA	< 0.31	< 0.31	NA	< 0.31	< 0.31
1,3,5-Trimethylbenzene	96	480	< 6.4	< 5	< 1.2	< 0.9	NA	NA	NA	NA	NA	< 0.18	NA	NA	NA	< 0.18	< 0.18	NA	< 0.18	< 0.18
2-Butanone	800	4000	NA	NA	NA	NA	NA	NA	NA	NA	NA	NA	NA	NA	NA	NA	NA	NA	NA	NA
2-Hexanone	NE	NE	NA	NA	NA	NA	NA	NA	NA	NA	NA	NA	NA	NA	NA	NA	NA	NA	NA	NA
4-Methyl-2-pentanone	50	500	NA	NA	NA	NA	NA	NA	NA	NA	NA	NA	NA	NA	NA	NA	NA	NA	NA	NA
Acetone	1800	9000	NA	NA	NA	NA	NA	NA	NA	NA	NA	NA	NA	NA	NA	NA	NA	NA	NA	NA
Benzene	0.5	5	< 6.4	< 5	< 0.6	***1.5 J***	NA	NA	NA	NA	NA	0.42 J	NA	NA	NA	***0.88***	***0.9***	NA	***1***	***0.6***
Bromodichloromethane	0.06	0.6	< 6.4	< 5	< 1.2	< 0.85	NA	NA	NA	NA	NA	< 0.17	NA	NA	NA	< 0.17	< 0.17	NA	< 0.17	< 0.17
Bromoform	0.44	4.4	< 6.4	< 5	< 2.3	< 1.4	NA	NA	NA	NA	NA	< 0.28	NA	NA	NA	< 0.28	< 0.28	NA	< 0.28	< 0.28
Bromomethane	1	10	< 16	< 13	< 2.5	< 1.6	NA	NA	NA	NA	NA	< 0.31	NA	NA	NA	< 0.31	< 0.31	NA	< 0.31	< 0.31
Carbon disulfide	200	1000	NA	NA	NA	NA	NA	NA	NA	NA	NA	NA	NA	NA	NA	NA	NA	NA	NA	NA
Carbon tetrachloride	0.5	5	< 26	< 20	< 1.4	< 1.3	NA	NA	NA	NA	NA	< 0.26	NA	NA	NA	< 0.26	< 0.26	NA	< 0.26	< 0.26
Chloroform	0.6	6	< 6.4	< 5	***3.7 J***	***5***	NA	NA	NA	NA	NA	***1.6***	NA	NA	NA	***3***	***3.2***	NA	***4.1***	***2.7***
Chloromethane	3	30	< 9.6	< 7.5	< 1.2	< 0.9	NA	NA	NA	NA	NA	< 0.18	NA	NA	NA	< 0.18	< 0.18	NA	< 0.18	< 0.18
cis-1,2-Dichloroethene	7	70	***83***	***37***	***89***	***98***	NA	NA	NA	NA	NA	< 0.12	NA	NA	NA	1.6	1.8	NA	5.0	< 0.12
Dichlorodifluoromethane	200	1000	< 16	< 13	< 1.3	< 1	NA	NA	NA	NA	NA	< 0.2	NA	NA	NA	< 0.2	< 0.2	NA	< 0.2	< 0.2
Ethylbenzene	140	700	< 16	< 13	< 0.7	< 0.65	NA	NA	NA	NA	NA	0.36 J	NA	NA	NA	< 0.13	< 0.13	NA	< 0.13	< 0.13
Isopropylbenzene	NE	NE	< 6.4	< 5	< 1.1	< 0.7	NA	NA	NA	NA	NA	< 0.14	NA	NA	NA	< 0.14	< 0.14	NA	< 0.14	< 0.14
m,p-Xylene	400	2000	NA	NA	NA	NA	NA	NA	NA	NA	NA	NA	NA	NA	NA	NA	NA	NA	NA	NA
Methyl tert-butyl ether	12	60	< 16	< 13	< 1.4	< 1.2	NA	NA	NA	NA	NA	< 0.24	NA	NA	NA	< 0.24	< 0.24	NA	< 0.24	< 0.24
Methylene chloride	0.5	5	< 32	< 25	< 3.2	< 3.4	NA	NA	NA	NA	NA	< 0.68	NA	NA	NA	< 0.68	< 0.68	NA	< 0.68	< 0.68
Naphthalene	10	100	< 8	< 6.3	< 1.2	< 0.8	NA	NA	NA	NA	NA	< 0.16	NA	NA	NA	< 0.16	< 0.16	NA	< 0.16	< 0.16
n-Butylbenzene	NE	NE	< 6.4	< 5	< 1.1	< 0.65	NA	NA	NA	NA	NA	< 0.13	NA	NA	NA	< 0.13	< 0.13	NA	< 0.13	< 0.13
n-Hexane	120	600	NA	NA	NA	NA	NA	NA	NA	NA	NA	NA	NA	NA	NA	NA	NA	NA	NA	NA
n-Propylbenzene	NE	NE	< 16	< 13	< 0.95	< 0.65	NA	NA	NA	NA	NA	< 0.13	NA	NA	NA	< 0.13	< 0.13	NA	< 0.13	< 0.13
o-Xylene	400	2000	NA	NA	NA	NA	NA	NA	NA	NA	NA	NA	NA	NA	NA	NA	NA	NA	NA	NA
p-Isopropyltoluene	NE	NE	< 6.4	< 5	< 1.2	< 0.85	NA	NA	NA	NA	NA	< 0.17	NA	NA	NA	< 0.17	< 0.17	NA	< 0.17	< 0.17
sec-Butylbenzene	NE	NE	< 8	< 6.3	< 0.95	< 0.75	NA	NA	NA	NA	NA	< 0.15	NA	NA	NA	< 0.15	< 0.15	NA	< 0.15	< 0.15
Styrene	10	100	< 16	< 13	< 1.3	< 0.5	NA	NA	NA	NA	NA	< 0.1	NA	NA	NA	< 0.1	< 0.1	NA	< 0.1	< 0.1
tert-Butylbenzene	NE	NE	< 6.4	< 5	< 1.2	< 0.7	NA	NA	NA	NA	NA	< 0.14	NA	NA	NA	< 0.14	< 0.14	NA	< 0.14	< 0.14
Tetrachloroethene	0.5	5	***2000***	***1100***	***1600***	***2400***	NA	NA	NA	NA	NA	***88***	NA	NA	NA	***600***	***600***	NA	***750***	***20***
Toluene	160	800	< 16	< 13	< 0.75	< 0.55	NA	NA	NA	NA	NA	0.38 J	NA	NA	NA	< 0.11	< 0.11	NA	< 0.11	< 0.11
trans-1,2-Dichloroethene	20	100	< 16	< 13	5.4	6.0	NA	NA	NA	NA	NA	< 0.25	NA	NA	NA	< 0.25	< 0.25	NA	< 0.25	< 0.25
Trichloroethene	0.5	5	***130***	***66***	***120***	***160***	NA	NA	NA	NA	NA	< 0.19	NA	NA	NA	***6.8***	***6.7***	NA	***16***	< 0.19
Trichlorofluoromethane	698	3490	< 64	< 50	< 1.1	< 0.95	NA	NA	NA	NA	NA	< 0.19	NA	NA	NA	< 0.19	< 0.19	NA	< 0.19	< 0.19
Vinyl chloride	0.02	0.2	< 6.4	< 5	< 0.65	< 0.5	NA	NA	NA	NA	NA	< 0.1	NA	NA	NA	< 0.1	< 0.1	NA	< 0.1	< 0.1
Xylenes, Total	400	2000	< 16	< 13	< 1.5	< 0.34	NA	NA	NA	NA	NA	2.4	NA	NA	NA	< 0.068	< 0.068	NA	< 0.068	< 0.068
Total PCBs																				
Aroclor-1016	0.003	0.03	NA	NA	NA	NA	NA	NA	NA	NA	NA	< 0.18	NA	NA	NA	NA	NA	NA	NA	NA
Aroclor-1232	0.003	0.03	NA	NA	NA	NA	NA	NA	NA	NA	NA	< 0.096	NA	NA	NA	NA	NA	NA	NA	NA
Aroclor-1242	0.003	0.03	NA	NA	NA	NA	NA	NA	NA	NA	NA	< 0.14	NA	NA	NA	NA	NA	NA	NA	NA
Aroclor-1248	0.003	0.03	NA	NA	NA	NA	NA	NA	NA	NA	NA	< 0.11	NA	NA	NA	NA	NA	NA	NA	NA
Total Detected PCBs	0.003	0.03	NA	NA	NA	NA	NA	NA	NA	NA	NA	ND	NA	NA	NA	NA	NA	NA	NA	NA
Dissolved PCBs																				
Aroclor-1016	0.003	0.03	NA	NA	NA	NA	NA	NA	NA	NA	NA	NA	NA	NA	NA	NA	NA	NA	NA	NA
Aroclor-1232	0.003	0.03	NA	NA	NA	NA	NA	NA	NA	NA	NA	NA	NA	NA	NA	NA	NA	NA	NA	NA
Aroclor-1242	0.003	0.03	NA	NA	NA	NA	NA	NA	NA	NA	NA	NA	NA	NA	NA	NA	NA	NA	NA	NA
Aroclor-1248	0.003	0.03	NA	NA	NA	NA	NA	NA	NA	NA	NA	NA	NA	NA	NA	NA	NA	NA	NA	NA
Total Detected PCBs	0.003	0.03	NA	NA	NA	NA	NA	NA	NA	NA	NA	NA	NA	NA	NA	NA	NA	NA	NA	NA
Solids																				
Total Dissolved Solids (mg/L)	NE	NE	NA	NA	NA	2500	12000	7100	3400	3800	2700	3400	4700	8600	8200	NA	NA	13000	NA	NA
Total Suspended Solids (TSS) (mg/L)	NE	NE	NA	NA	NA	NA	NA	NA	NA	NA	NA	NA	NA	NA	NA	NA	NA	NA	NA	NA

Notes on Page 61.

Table 16: Groundwater Analytical Results Summary
Madison-Kipp Corporation
Madison, Wisconsin

WELL ID			MW-3S	MW-3S	MW-3S[1]	MW-3S	MW-3S	MW-3S	MW-3S	MW-3S	MW-3S	MW-3S	MW-3S[3]	MW-3S	MW-3D	MW-3D	MW-3D	MW-3D	MW-3D	MW-3D	MW-3D	MW-3D
SCREEN INTERVAL (feet bgs)	PREVENTIVE	ENFORCEMENT	19 - 29 ft	19 - 29 ft	19 - 29 ft	19 - 29 ft	19 - 29 ft	19 - 29 ft	19 - 29 ft	19 - 29 ft	19 - 29 ft	19 - 29 ft	19 - 29 ft	19 - 29 ft	48 - 53 ft	48 - 53 ft	48 - 53 ft	48 - 53 ft	48 - 53 ft	48 - 53 ft	48 - 53 ft	48 - 53 ft
SAMPLE DATE	ACTION LIMIT	STANDARD	07/16/2013	10/10/2013	04/16/2014	10/22/2014	04/13/2015	10/21/2015	10/13/2016	10/05/2017	10/12/2018	10/14/2019	10/14/2019	10/16/2020	04/07/2010	10/01/2010	03/30/2011	04/12/2012	11/30/2012	12/19/2012	12/28/2012	01/03/2013
VOCs																						
1,1,1,2-Tetrachloroethane	7	70	< 0.5	< 0.5	< 1.3	< 0.25	< 1.3	< 0.92	< 2.2	< 2.8	< 5.5	< 5.4	< 5.4	< 0.27	< 8	< 0.25	< 5	< 0.31	< 1.3	NA	NA	NA
1,1,1-Trichloroethane	40	200	< 0.4	< 0.4	< 1.0	< 0.20	< 1.0	< 0.76	< 2.0	< 2.5	< 5.0	< 4.9	< 4.9	< 0.24	< 16	< 0.5	< 10	< 0.26	< 1	NA	NA	NA
1,1,2-Trichloroethane	0.5	5	< 0.56	< 0.56	< 1.4	< 0.28	< 1.4	< 0.70	< 2.0	< 2.5	< 5.0	< 11.0	< 11.0	< 0.55	< 8	< 0.25	< 5	< 0.3	< 1.4	NA	NA	NA
1,1-Dichloroethene	0.7	7	< 0.62	< 0.62	< 1.6	< 0.31	< 1.6	< 0.78	< 2.8	< 3.5	< 7.0	< 4.9	< 4.9	< 0.24	< 16	< 0.5	< 10	< 0.29	< 1.6	NA	NA	NA
1,2,4-Trimethylbenzene	96	480	< 0.28	< 0.28	< 0.70	< 0.14	< 0.70	< 0.72	< 1.2	< 1.5	< 3.0	< 16.8	< 16.8	< 0.84	< 6.4	< 0.2	< 4	< 0.22	< 0.7	NA	NA	NA
1,2-Dibromoethane	0.005	0.05	< 0.72	< 0.72	< 1.8	< 0.36	< 1.8	< 0.77	< 2.6	< 3.3	< 6.5	< 16.6	< 16.6	< 0.83	< 6.4	< 0.2	< 4	< 0.45	< 1.8	NA	NA	NA
1,2-Dichlorobenzene	60	600	< 0.54	< 0.54	< 1.4	< 0.27	< 1.4	< 0.67	< 1.5	< 1.9	< 3.8	< 14.1	< 14.1	< 0.71	< 6.4	< 0.2	< 4	< 0.21	< 1.4	NA	NA	NA
1,2-Dichloroethane	0.5	5	< 0.56	< 0.56	< 1.4	< 0.28	< 1.4	< 0.78	< 1.6	< 2	< 3.9	< 5.6	< 5.6	< 0.28	< 16	< 0.5	< 10	< 0.28	< 1.4	NA	NA	NA
1,2-Dichloropropane	0.5	5	< 0.4	< 0.4	< 1.0	< 0.20	< 1.0	< 0.86	< 2.0	< 2.5	< 5.0	< 5.7	< 5.7	< 0.28	< 16	< 0.5	< 10	< 0.36	< 1	NA	NA	NA
1,2,3-Trichlorobenzene	NE	NE	< 0.48	< 0.48	< 1.2	< 0.24	< 1.2	< 0.92	< 0.90	< 1.1	< 2.3	< 12.5	< 12.5	< 2.2	< 8	< 0.25	< 5	< 0.36	< 1.2	NA	NA	NA
1,2,4-Trichlorobenzene	14	70	< 0.62	< 0.62	< 1.6	< 0.31	< 1.6	< 0.68	< 1.5	< 1.9	< 3.9	< 19.0	< 19.0	< 0.95	< 8	< 0.25	< 5	< 0.22	< 1.6	NA	NA	NA
1,3,5-Trimethylbenzene	96	480	< 0.36	< 0.36	< 0.90	< 0.18	< 0.90	< 0.51	< 1.5	< 1.9	< 3.8	< 17.5	< 17.5	< 0.87	< 6.4	< 0.2	< 4	< 0.23	< 0.9	NA	NA	NA
2-Butanone	800	4000	NA	NA	NA	NA	NA	NA	< 60	< 75	< 150	< 58.7	< 58.7	< 2.9	NA	NA	NA	NA	NA	NA	NA	NA
2-Hexanone	NE	NE	NA	NA	NA	NA	NA	NA	< 19	< 24	< 48	< 49.1	< 49.1	< 5.2	NA	NA	NA	NA	NA	NA	NA	NA
4-Methyl-2-pentanone	50	500	NA	NA	NA	NA	NA	NA	< 15	< 19	< 39	< 30.6	< 30.6	< 4.6	NA	NA	NA	NA	NA	NA	NA	NA
Acetone	1800	9000	NA	NA	NA	NA	NA	NA	< 68	< 85	< 170	< 54.8	< 54.8	< 2.7	NA	NA	NA	NA	NA	NA	NA	NA
Benzene	0.5	5	***0.70 J***	***1***	< 0.37	***0.67***	< 0.37	< 0.29	< 1.8	< 2.2	< 4.5	< 4.9	< 4.9	< 0.25	< 6.4	0.31	< 4	0.39 J	< 0.37	NA	NA	NA
Bromodichloromethane	0.06	0.6	< 0.34	< 0.34	< 0.85	< 0.17	< 0.85	< 0.74	< 1.5	< 1.9	< 3.9	< 7.3	< 7.3	< 0.36	< 6.4	< 0.2	< 4	< 0.23	< 0.85	NA	NA	NA
Bromoform	0.44	4.4	< 0.56	< 0.56	< 1.4	< 0.28	< 1.4	< 0.97	< 1.8	< 2.2	< 4.4	< 79.4	< 79.4	< 4.0	< 6.4	< 0.2	< 4	< 0.45	< 1.4	NA	NA	NA
Bromomethane	1	10	< 0.62	< 0.62	< 1.6	< 0.31	< 1.6	< 1.6	< 12	< 15	< 30	< 19.4	< 19.4	< 0.97	< 16	< 0.5	< 10	< 0.49	< 1.6	NA	NA	NA
Carbon disulfide	200	1000	NA	NA	NA	NA	NA	NA	< 1.1	< 1.3	< 2.7	< 7.5	< 7.5	< 0.45	NA	NA	NA	NA	NA	NA	NA	NA
Carbon tetrachloride	0.5	5	< 0.52	< 0.52	< 1.3	< 0.26	< 1.3	< 0.77	< 0.76	< 0.95	< 1.9	< 3.3	< 3.3	< 1.1	< 26	< 0.8	< 16	< 0.28	< 1.3	NA	NA	NA
Chloroform	0.6	6	***2.8***	***3.7***	***3.4 J***	***2.4***	< 1.0	***3***	< 1.2	< 1.6	< 3.1	< 25.5	< 25.5	< 1.3	< 6.4	***0.78***	< 4	***0.93 J***	< 1	NA	NA	NA
Chloromethane	3	30	< 0.36	< 0.36	< 0.90	< 0.18	< 0.90	< 0.64	***11 BJ***	< 4	< 17 U	< 43.8	< 43.8	< 2.2	< 9.6	< 0.3	< 6	< 0.24	< 0.9	NA	NA	NA
cis-1,2-Dichloroethene	7	70	***14***	***58***	< 0.60	***35***	***54***	***36***	***29***	***20***	***21 J***	***25.6***	***24.9***	6.8	***510***	***310***	***300***	***350***	***520***	NA	NA	NA
Dichlorodifluoromethane	200	1000	< 0.4	< 0.4	< 1.0	< 0.20	< 1.0	< 1.1	< 2.2	< 2.8	< 5.5	< 10	< 10	< 0.50	< 16	< 0.5	< 10	< 0.26	< 1	NA	NA	NA
Ethylbenzene	140	700	< 0.26	< 0.26	< 0.65	< 0.13	< 0.65	< 0.37	< 1.1	< 1.4	< 2.7	< 4.4	< 4.4	< 0.32	< 16	< 0.5	< 10	< 0.14	< 0.65	NA	NA	NA
Isopropylbenzene	NE	NE	< 0.28	< 0.28	< 0.70	< 0.14	< 0.70	< 0.77	< 1.6	< 2	< 4.1	< 7.9	< 7.9	< 1.7	< 6.4	< 0.2	< 4	< 0.21	< 0.7	NA	NA	NA
m,p-Xylene	400	2000	NA	NA	NA	NA	NA	NA	< 1.1	< 1.4	< 2.9	< 9.3	< 9.3	< 0.47	NA	NA	NA	NA	NA	NA	NA	NA
Methyl tert-butyl ether	12	60	< 0.48	< 0.48	< 1.2	< 0.24	< 1.2	< 0.79	< 2.8	< 3.5	< 7.0	< 24.9	< 24.9	< 1.2	< 16	< 0.5	< 10	< 0.28	< 1.2	NA	NA	NA
Methylene chloride	0.5	5	< 1.4	< 1.4	< 3.4	< 0.68	< 3.4	***17***	< 2.8	< 3.5	< 7.0	< 11.6	< 11.6	< 0.58	< 32	< 1	< 20	< 0.63	< 3.4	NA	NA	NA
Naphthalene	10	100	< 0.32	< 0.32	< 0.80	< 0.16	< 0.80	< 0.67	< 1.8	< 2.2	< 4.4	< 23.5	< 23.5	< 1.2	< 8	< 0.25	< 5	< 0.24	< 0.8	NA	NA	NA
n-Butylbenzene	NE	NE	< 0.26	< 0.26	< 0.65	< 0.13	< 0.65	< 0.78	< 2.8	< 3.5	< 7.0	< 14.2	< 14.2	< 0.71	< 6.4	< 0.2	< 4	< 0.21	< 0.65	NA	NA	NA
n-Hexane	120	600	NA	NA	NA	NA	NA	NA	< 4.2	< 5.3	< 11	< 34.2	< 34.2	< 1.7	NA	NA	NA	NA	NA	NA	NA	NA
n-Propylbenzene	NE	NE	< 0.26	< 0.26	< 0.65	< 0.13	< 0.65	< 0.83	< 2.0	< 2.5	< 5.0	< 16.2	< 16.2	< 0.81	< 16	< 0.5	< 10	< 0.19	< 0.65	NA	NA	NA
o-Xylene	400	2000	NA	NA	NA	NA	NA	NA	< 1.2	< 1.5	< 2.9	< 5.2	< 5.2	< 0.26	NA	NA	NA	NA	NA	NA	NA	NA
p-Isopropyltoluene	NE	NE	< 0.34	< 0.34	< 0.85	< 0.17	< 0.85	< 0.72	< 1.7	< 2.1	< 4.3	< 16.0	< 16.0	< 0.80	< 6.4	< 0.2	< 4	< 0.24	< 0.85	NA	NA	NA
sec-Butylbenzene	NE	NE	< 0.3	< 0.3	< 0.75	< 0.15	< 0.75	< 0.80	< 2.6	< 3.3	< 6.5	< 17.0	< 17.0	< 0.85	< 8	< 0.25	< 5	< 0.19	< 0.75	NA	NA	NA
Styrene	10	100	< 0.2	< 0.2	< 0.50	< 0.10	< 0.50	< 0.77	< 1.3	< 1.6	< 3.3	< 9.3	< 9.3	< 3.0	< 16	< 0.5	< 10	< 0.26	< 0.5	NA	NA	NA
tert-Butylbenzene	NE	NE	< 0.28	< 0.28	< 0.70	< 0.14	< 0.70	< 0.80	< 2.4	< 3	< 6.0	< 6.1	< 6.1	< 0.30	< 6.4	< 0.2	< 4	< 0.24	< 0.7	NA	NA	NA
Tetrachloroethene	0.5	5	***840***	***1000***	***630***	***770***	***1300***	***1300***	***860***	***690 B***	***1100***	***1270***	***1220***	***355***	***1700***	***1500***	***1200***	***1100***	***1800***	NA	NA	NA
Toluene	160	800	< 0.22	< 0.22	< 0.55	< 0.11	< 0.55	< 0.30	< 1.1	< 1.3	< 2.7	< 3.4	< 3.4	< 0.27	< 16	< 0.5	< 10	< 0.15	< 0.55	NA	NA	NA
trans-1,2-Dichloroethene	20	100	< 0.5	4.9	< 1.3	2.7	< 1.3	3.1	3.4 J	< 2.8	< 5.5	< 21.8	< 21.8	0.85 J	< 16	6.6	< 10	5.9	7.7	NA	NA	NA
Trichloroethene	0.5	5	***26***	***100***	***6.9***	***82***	***120***	***90***	***86***	***65***	***73***	***90.1***	***87.4***	***28.2***	***270***	***200***	***170***	***160***	***250***	NA	NA	NA
Trichlorofluoromethane	698	3490	< 0.38	< 0.38	< 5.0	< 1.0	< 5.0	< 2.0	< 10	< 13	< 6.5	< 4.3	< 4.3	< 0.21	< 64	< 2	< 40	< 0.22	< 0.95	NA	NA	NA
Vinyl chloride	0.02	0.2	< 0.2	< 0.2	< 0.50	< 0.10	< 0.50	< 0.41	< 3.2	< 4	< 8.0	< 3.5	< 3.5	< 0.17	< 6.4	< 0.2	< 4	< 0.13	< 0.5	NA	NA	NA
Xylenes, Total	400	2000	< 0.14	< 0.14	< 0.34	< 0.068	< 0.34	< 0.44	< 1.2	< 2.9	< 5.8	< 30.0	< 30.0	< 1.5	< 16	< 0.5	< 10	< 0.3	< 0.34	NA	NA	NA
Total PCBs																						
Aroclor-1016	0.003	0.03	NA	NA	NA	NA	NA	NA	NA	NA	NA	NA	NA	NA	NA	NA	NA	NA	NA	NA	NA	NA
Aroclor-1232	0.003	0.03	NA	NA	NA	NA	NA	NA	NA	NA	NA	NA	NA	NA	NA	NA	NA	NA	NA	NA	NA	NA
Aroclor-1242	0.003	0.03	NA	NA	NA	NA	NA	NA	NA	NA	NA	NA	NA	NA	NA	NA	NA	NA	NA	NA	NA	NA
Aroclor-1248	0.003	0.03	NA	NA	NA	NA	NA	NA	NA	NA	NA	NA	NA	NA	NA	NA	NA	NA	NA	NA	NA	NA
Total Detected PCBs	0.003	0.03	NA	NA	NA	NA	NA	NA	NA	NA	NA	NA	NA	NA	NA	NA	NA	NA	NA	NA	NA	NA
Dissolved PCBs																						
Aroclor-1016	0.003	0.03	NA	NA	NA	NA	NA	NA	NA	NA	NA	NA	NA	NA	NA	NA	NA	NA	NA	NA	NA	NA
Aroclor-1232	0.003	0.03	NA	NA	NA	NA	NA	NA	NA	NA	NA	NA	NA	NA	NA	NA	NA	NA	NA	NA	NA	NA
Aroclor-1242	0.003	0.03	NA	NA	NA	NA	NA	NA	NA	NA	NA	NA	NA	NA	NA	NA	NA	NA	NA	NA	NA	NA
Aroclor-1248	0.003	0.03	NA	NA	NA	NA	NA	NA	NA	NA	NA	NA	NA	NA	NA	NA	NA	NA	NA	NA	NA	NA
Total Detected PCBs	0.003	0.03	NA	NA	NA	NA	NA	NA	NA	NA	NA	NA	NA	NA	NA	NA	NA	NA	NA	NA	NA	NA
Solids																						
Total Dissolved Solids (mg/L)	NE	NE	NA	NA	NA	NA	NA	NA	NA	NA	NA	NA	NA	NA	NA	NA	NA	NA	1700	2100	2400	2200
Total Suspended Solids (TSS) (mg/L)	NE	NE	NA	NA	NA	NA	NA	NA	NA	NA	NA	NA	NA	NA	NA	NA	NA	NA	NA	NA	NA	NA

Notes on Page 61.

Table 16: Groundwater Analytical Results Summary
Madison-Kipp Corporation
Madison, Wisconsin

WELL ID			MW-3D	MW-3D	MW-3D	MW-3D	MW-3D	MW-3D	MW-3D	MW-3D	MW-3D	MW-3D	MW-3D	MW-3D	MW-3D	MW-3D	MW-3D	MW-3D[3]	MW-3D	MW-3D	MW-3D
SCREEN INTERVAL (feet bgs)	PREVENTIVE	ENFORCEMENT	48 - 53 ft	48 - 53 ft	48 - 53 ft	48 - 53 ft	48 - 53 ft	48 - 53 ft	48 - 53 ft	48 - 53 ft	48 - 53 ft	48 - 53 ft	48 - 53 ft	48 - 53 ft	48 - 53 ft	48 - 53 ft	48 - 53 ft	48 - 53 ft	48 - 53 ft	48 - 53 ft	48 - 53 ft
SAMPLE DATE	ACTION LIMIT	STANDARD	01/16/2013	01/31/2013	02/12/2013	02/12/2013	02/28/2013	03/13/2013	04/16/2013	07/16/2013	10/10/2013	04/18/2014	10/16/2014	04/14/2015	10/21/2015	01/25/2016	04/22/2016	04/22/2016	07/20/2016	10/13/2016	1/19/2017
VOCs																					
1,1,1,2-Tetrachloroethane	7	70	< 0.25	NA	NA	< 0.25	NA	< 0.25	< 0.25	< 0.5	< 0.25	< 0.50	< 0.50	< 0.25	< 0.46	< 0.11	< 0.11	< 0.11	< 0.11	< 0.11	< 0.11
1,1,1-Trichloroethane	40	200	< 0.2	NA	NA	< 0.2	NA	< 0.2	< 0.2	< 0.4	< 0.2	< 0.40	< 0.40	< 0.20	< 0.38	< 0.10	< 0.10	< 0.10	< 0.10	< 0.10	< 0.10
1,1,2-Trichloroethane	0.5	5	< 0.28	NA	NA	< 0.28	NA	< 0.28	< 0.28	< 0.56	< 0.28	< 0.56	< 0.56	< 0.28	< 0.35	< 0.10	< 0.10	< 0.10	< 0.10	< 0.10	< 0.10
1,1-Dichloroethene	0.7	7	< 0.31	NA	NA	< 0.31	NA	< 0.31	< 0.31	< 0.62	< 0.31	< 0.62	< 0.62	< 0.31	< 0.39	< 0.14	< 0.14	< 0.14	< 0.14	< 0.14	< 0.14
1,2,4-Trimethylbenzene	96	480	< 0.14	NA	NA	< 0.14	NA	< 0.14	< 0.14	< 0.28	< 0.14	< 0.28	< 0.28	< 0.14	< 0.36	< 0.060	< 0.060	< 0.060	< 0.060	< 0.060	< 0.060
1,2-Dibromoethane	0.005	0.05	< 0.36	NA	NA	< 0.36	NA	< 0.36	< 0.36	< 0.72	< 0.36	< 0.72	< 0.72	< 0.36	< 0.39	< 0.13	< 0.13	< 0.13	< 0.13	< 0.13	< 0.13
1,2-Dichlorobenzene	60	600	< 0.27	NA	NA	< 0.27	NA	< 0.27	< 0.27	< 0.54	< 0.27	< 0.54	< 0.54	< 0.27	< 0.33	< 0.076	< 0.076	< 0.076	< 0.076	< 0.076	< 0.076
1,2-Dichloroethane	0.5	5	< 0.28	NA	NA	< 0.28	NA	< 0.28	< 0.28	< 0.56	< 0.28	< 0.56	< 0.56	< 0.28	< 0.39	< 0.078	< 0.078	< 0.078	< 0.078	< 0.078	< 0.078
1,2-Dichloropropane	0.5	5	< 0.2	NA	NA	< 0.2	NA	< 0.2	< 0.2	< 0.4	< 0.2	< 0.40	< 0.40	< 0.20	< 0.43	< 0.10	< 0.10	< 0.10	< 0.10	< 0.10	< 0.10
1,2,3-Trichlorobenzene	NE	NE	< 0.24	NA	NA	< 0.24	NA	< 0.24	< 0.24	< 0.48	< 0.24	< 0.48	< 0.48	< 0.24	< 0.46	< 0.045	< 0.045	< 0.045	0.18 BJ	< 0.045	< 0.045
1,2,4-Trichlorobenzene	14	70	< 0.31	NA	NA	< 0.31	NA	< 0.31	< 0.31	< 0.62	< 0.31	< 0.62	< 0.62	< 0.31	< 0.34	< 0.077	< 0.077	< 0.077	0.16 BJ	< 0.077	< 0.077
1,3,5-Trimethylbenzene	96	480	< 0.18	NA	NA	< 0.18	NA	< 0.18	< 0.18	< 0.36	< 0.18	< 0.36	< 0.36	< 0.18	< 0.25	< 0.075	< 0.075	< 0.075	< 0.075	< 0.075	< 0.075
2-Butanone	800	4000	NA	NA	NA	NA	NA	NA	NA	NA	NA	NA	NA	NA	NA	< 3.0	4.0 J	5.7 J	< 3.0	< 3.0	< 3.0
2-Hexanone	NE	NE	NA	NA	NA	NA	NA	NA	NA	NA	NA	NA	NA	NA	NA	< 0.95	< 0.95	< 0.95	< 0.95	< 0.95	< 0.95
4-Methyl-2-pentanone	50	500	NA	NA	NA	NA	NA	NA	NA	NA	NA	NA	NA	NA	NA	< 0.77	< 0.77	< 0.77	< 0.77	< 0.77	< 0.77
Acetone	1800	9000	NA	NA	NA	NA	NA	NA	NA	NA	NA	NA	NA	NA	NA	< 3.4	14 J	15 J	< 3.4	12 J	33
Benzene	0.5	5	0.32 J	NA	NA	0.29 J	NA	< 0.074	0.27 J	< 0.15	0.36 J	< 0.15	***0.55 J***	0.40 J	< 0.15	< 0.089	< 0.089	< 0.089	< 0.089	< 0.089	0.36 BJ
Bromodichloromethane	0.06	0.6	< 0.17	NA	NA	< 0.17	NA	< 0.17	< 0.17	< 0.34	< 0.17	< 0.34	< 0.34	< 0.17	< 0.37	< 0.077	< 0.077	< 0.077	< 0.077	< 0.077	< 0.077
Bromoform	0.44	4.4	< 0.28	NA	NA	< 0.28	NA	< 0.28	< 0.28	< 0.56	< 0.28	< 0.56	< 0.56	< 0.28	< 0.48	< 0.088	< 0.088	< 0.088	< 0.088	< 0.088	< 0.088
Bromomethane	1	10	< 0.31	NA	NA	< 0.31	NA	< 0.31	< 0.31	< 0.62	< 0.31	< 0.62	< 0.62	< 0.31	< 0.80	< 0.59	< 0.59	< 0.59	< 0.59	< 0.59	< 0.59
Carbon disulfide	200	1000	NA	NA	NA	NA	NA	NA	NA	NA	NA	NA	NA	NA	NA	< 0.053	< 0.053	0.18 J	0.44 J	0.38 J	0.39 J
Carbon tetrachloride	0.5	5	< 0.26	NA	NA	< 0.26	NA	< 0.26	< 0.26	< 0.52	< 0.26	< 0.52	< 0.52	< 0.26	< 0.38	< 0.038	< 0.038	< 0.038	< 0.038	< 0.038	< 0.038
Chloroform	0.6	6	***0.89 J***	NA	NA	< 0.2	NA	< 0.2	< 0.2	< 0.4	***0.85 J***	< 0.40	< 0.40	***0.88 J***	***0.90 J***	< 0.062	< 0.062	< 0.062	< 0.062	< 0.062	0.19 BJ
Chloromethane	3	30	< 0.18	NA	NA	< 0.18	NA	< 0.18	< 0.18	< 0.36	< 0.18	< 0.36	< 0.36	< 0.18	< 0.32	< 0.16	< 0.16	< 0.16	< 0.16	0.31 BJ	0.30 BJ
cis-1,2-Dichloroethene	7	70	***290***	NA	NA	***200***	NA	***54***	***210***	***200***	***180***	***170***	***170***	***82***	***48***	0.87	0.77	0.69	***13***	3.6	***7.3***
Dichlorodifluoromethane	200	1000	< 0.2	NA	NA	< 0.2	NA	< 0.2	< 0.2	< 0.4	< 0.2	< 0.40	< 0.40	< 0.20	< 0.54	< 0.11	< 0.11	< 0.11	< 0.11	< 0.11	< 0.11
Ethylbenzene	140	700	< 0.13	NA	NA	< 0.13	NA	< 0.13	< 0.13	< 0.26	< 0.13	< 0.26	< 0.26	< 0.13	< 0.18	< 0.054	< 0.054	< 0.054	< 0.054	< 0.054	< 0.054
Isopropylbenzene	NE	NE	< 0.14	NA	NA	< 0.14	NA	< 0.14	< 0.14	< 0.28	< 0.14	< 0.28	< 0.28	< 0.14	< 0.39	< 0.081	< 0.081	< 0.081	< 0.081	< 0.081	< 0.081
m,p-Xylene	400	2000	NA	NA	NA	NA	NA	NA	NA	NA	NA	NA	NA	NA	NA	< 0.057	< 0.057	< 0.057	< 0.057	< 0.057	< 0.057
Methyl tert-butyl ether	12	60	< 0.24	NA	NA	< 0.24	NA	< 0.24	< 0.24	< 0.48	< 0.24	< 0.48	< 0.48	< 0.24	< 0.39	< 0.14	< 0.14	< 0.14	< 0.14	< 0.14	< 0.14
Methylene chloride	0.5	5	< 0.68	NA	NA	< 0.68	NA	< 0.68	< 0.68	< 1.4	< 0.68	< 1.4	< 1.4	< 0.68	< 1.6	0.33 J	< 0.14	< 0.14	< 0.14	0.31 J	0.45 BJ
Naphthalene	10	100	< 0.16	NA	NA	< 0.16	NA	< 0.16	< 0.16	< 0.32	< 0.16	< 0.32	< 0.32	< 0.16	< 0.34	< 0.088	< 0.088	< 0.088	0.31 BJ	< 0.088	< 0.088
n-Butylbenzene	NE	NE	< 0.13	NA	NA	< 0.13	NA	< 0.13	< 0.13	< 0.26	< 0.13	< 0.26	< 0.26	< 0.13	< 0.39	< 0.14	< 0.14	< 0.14	< 0.14	< 0.14	< 0.14
n-Hexane	120	600	NA	NA	NA	NA	NA	NA	NA	NA	NA	NA	NA	NA	NA	< 0.21	< 0.21	< 0.21	< 0.21	< 0.21	< 0.21
n-Propylbenzene	NE	NE	< 0.13	NA	NA	< 0.13	NA	< 0.13	< 0.13	< 0.26	< 0.13	< 0.26	< 0.26	< 0.13	< 0.41	< 0.10	< 0.10	< 0.10	< 0.10	< 0.10	< 0.10
o-Xylene	400	2000	NA	NA	NA	NA	NA	NA	NA	NA	NA	NA	NA	NA	NA	< 0.058	< 0.058	< 0.058	< 0.058	< 0.058	< 0.058
p-Isopropyltoluene	NE	NE	< 0.17	NA	NA	< 0.17	NA	< 0.17	< 0.17	< 0.34	< 0.17	< 0.34	< 0.34	< 0.17	< 0.36	< 0.085	< 0.085	< 0.085	< 0.085	< 0.085	< 0.085
sec-Butylbenzene	NE	NE	< 0.15	NA	NA	< 0.15	NA	< 0.15	< 0.15	< 0.3	< 0.15	< 0.30	< 0.30	< 0.15	< 0.40	< 0.13	< 0.13	< 0.13	< 0.13	< 0.13	< 0.13
Styrene	10	100	< 0.1	NA	NA	< 0.1	NA	< 0.1	< 0.1	< 0.2	< 0.1	< 0.20	< 0.20	< 0.10	< 0.39	< 0.065	< 0.065	< 0.065	0.15 J	< 0.065	< 0.065
tert-Butylbenzene	NE	NE	< 0.14	NA	NA	< 0.14	NA	< 0.14	< 0.14	< 0.28	< 0.14	< 0.28	< 0.28	< 0.14	< 0.40	< 0.12	< 0.12	< 0.12	< 0.12	< 0.12	< 0.12
Tetrachloroethene	0.5	5	***660***	NA	NA	***760***	NA	***150***	***740***	***920***	***620***	***730***	***1100***	***850***	***140***	***3.5***	***2.3***	***1.8***	***4.1***	***13***	***5.4 B***
Toluene	160	800	< 0.11	NA	NA	< 0.11	NA	< 0.11	< 0.11	< 0.22	< 0.11	< 0.22	< 0.22	< 0.11	< 0.15	0.12 J	< 0.053	< 0.053	0.11 J	< 0.053	0.44 BJ
trans-1,2-Dichloroethene	20	100	6.0	NA	NA	4.0	NA	1.1	4.2	4.8	5.2	6.4	9.3	4.3	3.1	< 0.11	< 0.11	< 0.11	0.17 J	< 0.11	< 0.11
Trichloroethene	0.5	5	***140***	NA	NA	***130***	NA	***30***	***120***	***130***	***100***	***130***	***170***	***92***	***51***	***0.86***	***0.63***	***0.5***	***2.2***	***3.9***	***11***
Trichlorofluoromethane	698	3490	< 0.19	NA	NA	< 0.19	NA	< 0.19	< 0.19	< 0.38	< 0.19	< 2.0	< 2.0	< 1.0	< 1.0	< 0.50	< 0.50	< 0.50	< 0.50	< 0.50	< 0.50
Vinyl chloride	0.02	0.2	< 0.1	NA	NA	< 0.1	NA	< 0.1	< 0.1	< 0.2	< 0.1	< 0.20	< 0.20	< 0.10	< 0.20	< 0.16	< 0.16	< 0.16	< 0.16	< 0.16	< 0.16
Xylenes, Total	400	2000	< 0.068	NA	NA	< 0.068	NA	< 0.068	< 0.068	< 0.14	< 0.068	< 0.14	< 0.14	< 0.068	< 0.22	< 0.058	< 0.058	< 0.058	< 0.058	< 0.058	< 0.12
Total PCBs																					
Aroclor-1016	0.003	0.03	< 0.18	NA	NA	NA	NA	NA	NA	NA	NA	NA	NA	NA	NA	NA	NA	NA	NA	NA	NA
Aroclor-1232	0.003	0.03	< 0.096	NA	NA	NA	NA	NA	NA	NA	NA	NA	NA	NA	NA	NA	NA	NA	NA	NA	NA
Aroclor-1242	0.003	0.03	< 0.14	NA	NA	NA	NA	NA	NA	NA	NA	NA	NA	NA	NA	NA	NA	NA	NA	NA	NA
Aroclor-1248	0.003	0.03	< 0.11	NA	NA	NA	NA	NA	NA	NA	NA	NA	NA	NA	NA	NA	NA	NA	NA	NA	NA
Total Detected PCBs	0.003	0.03	ND	NA	NA	NA	NA	NA	NA	NA	NA	NA	NA	NA	NA	NA	NA	NA	NA	NA	NA
Dissolved PCBs																					
Aroclor-1016	0.003	0.03	NA	NA	NA	NA	NA	NA	NA	NA	NA	NA	NA	NA	NA	NA	NA	NA	NA	NA	NA
Aroclor-1232	0.003	0.03	NA	NA	NA	NA	NA	NA	NA	NA	NA	NA	NA	NA	NA	NA	NA	NA	NA	NA	NA
Aroclor-1242	0.003	0.03	NA	NA	NA	NA	NA	NA	NA	NA	NA	NA	NA	NA	NA	NA	NA	NA	NA	NA	NA
Aroclor-1248	0.003	0.03	NA	NA	NA	NA	NA	NA	NA	NA	NA	NA	NA	NA	NA	NA	NA	NA	NA	NA	NA
Total Detected PCBs	0.003	0.03	NA	NA	NA	NA	NA	NA	NA	NA	NA	NA	NA	NA	NA	NA	NA	NA	NA	NA	NA
Solids																					
Total Dissolved Solids (mg/L)	NE	NE	2000	480	4400	4200	5200	NA	NA	NA	NA	NA	NA	NA	NA	NA	NA	NA	NA	NA	NA
Total Suspended Solids (TSS) (mg/L)	NE	NE	NA	NA	NA	NA	NA	NA	NA	NA	NA	NA	NA	NA	NA	NA	NA	NA	NA	NA	NA

Notes on Page 61.

Table 16: Groundwater Analytical Results Summary
Madison-Kipp Corporation
Madison, Wisconsin

WELL ID			MW-3D	MW-3D	MW-3D	MW-3D[3]	MW-3D	MW-3D	MW-3D[3]	MW-3D	MW-3D[3]	MW-3D	MW-3D	MW-3D[3]	MW-3D2	MW-3D2	MW-3D2	MW-3D2	MW-3D2	MW-3D2	MW-3D2[3]	MW-3D2	MW-3D2[3]
SCREEN INTERVAL (feet bgs)	PREVENTIVE	ENFORCEMENT	48 - 53 ft	48 - 53 ft	48 - 53 ft	48 - 53 ft	48 - 53 ft	48 - 53 ft	48 - 53 ft	48 - 53 ft	48 - 53 ft	48 - 53 ft	48 - 53 ft	48 - 53 ft	76 - 81 ft	76 - 81 ft	76 - 81 ft	76 - 81 ft	76 - 81 ft	76 - 81 ft	76 - 81 ft	76 - 81 ft	76 - 81 ft
SAMPLE DATE	ACTION LIMIT	STANDARD	04/12/2017	10/05/2017	04/06/2018	04/06/2018	10/12/2018	04/09/2019	04/09/2019	10/14/2019	10/14/2019	7/17/2020	10/19/2020	10/19/2020	12/31/2009	04/07/2010	07/01/2010	10/01/2010	03/30/2011	04/12/2012	04/12/2012	11/30/2012	11/30/2012
VOCs																							
1,1,1,2-Tetrachloroethane	7	70	< 0.11	< 0.11	< 0.11	< 1.1	< 0.11	< 0.54	< 1.1	< 0.27	< 2.7	NA	< 2.7	< 0.27	< 6.3	< 13	< 13	< 0.25	< 13	< 1.6	< 1.6	< 1.3	< 1.3
1,1,1-Trichloroethane	40	200	< 0.10	< 0.1	< 0.10	< 1.0	< 0.10	< 0.49	< 0.98	< 0.24	< 2.4	NA	< 2.4	< 0.24	< 13	< 25	< 25	< 0.5	< 25	< 1.3	< 1.3	< 1	< 1
1,1,2-Trichloroethane	0.5	5	< 0.10	< 0.1	< 0.10	< 1.0	< 0.10	< 1.1	< 2.2	< 0.55	< 5.5	NA	< 5.5	< 0.55	< 6.3	< 13	< 13	< 0.25	< 13	< 1.5	< 1.5	< 1.4	< 1.4
1,1-Dichloroethene	0.7	7	< 0.14	< 0.14	< 0.14	< 1.4	< 0.14	< 0.49	< 0.98	< 0.24	< 2.4	NA	< 2.4	< 0.24	< 13	< 25	< 25	< 0.5	< 25	< 1.5	< 1.5	< 1.6	< 1.6
1,2,4-Trimethylbenzene	96	480	< 0.060	< 0.06	< 0.060	< 0.60	< 0.060	< 1.7	< 3.4	< 0.84	< 8.4	NA	< 8.4	< 0.84	< 5	< 10	< 10	< 0.2	< 10	< 1.1	< 1.1	< 0.7	< 0.7
1,2-Dibromoethane	0.005	0.05	< 0.13	< 0.13	< 0.13	< 1.3	< 0.13	< 1.7	< 3.3	< 0.83	< 8.3	NA	< 8.3	< 0.83	< 5	< 10	< 10	< 0.2	< 10	< 2.3	< 2.3	< 1.8	< 1.8
1,2-Dichlorobenzene	60	600	< 0.076	< 0.076	< 0.076	< 0.76	< 0.076	< 1.4	< 2.8	< 0.71	< 7.1	NA	< 7.1	< 0.71	< 5	< 10	< 10	< 0.2	< 10	< 1.1	< 1.1	< 1.4	< 1.4
1,2-Dichloroethane	0.5	5	< 0.078	< 0.078	< 0.078	< 0.78	< 0.078	< 0.56	< 1.1	< 0.28	< 2.8	NA	< 2.8	< 0.28	< 13	< 25	< 25	< 0.5	< 25	< 1.4	< 1.4	< 1.4	< 1.4
1,2-Dichloropropane	0.5	5	< 0.10	< 0.1	< 0.10	< 1.0	< 0.10	< 0.57	< 1.1	< 0.28	< 2.8	NA	< 2.8	< 0.28	< 13	< 25	< 25	< 0.5	< 25	< 1.8	< 1.8	< 1	< 1
1,2,3-Trichlorobenzene	NE	NE	< 0.045	< 0.045	< 0.045	< 0.45	< 0.045	< 1.3	< 2.5	< 0.63	< 6.3	NA	< 22.1	< 2.2	< 6.3	< 13	< 13	< 0.25	< 13	< 1.8	< 1.8	< 1.2	< 1.2
1,2,4-Trichlorobenzene	14	70	< 0.077	< 0.077	< 0.077	< 0.77	< 0.077	< 1.9	< 3.8	< 0.95	< 9.5	NA	< 9.5	< 0.95	< 6.3	< 13	< 13	< 0.25	< 13	< 1.1	< 1.1	< 1.6	< 1.6
1,3,5-Trimethylbenzene	96	480	< 0.075	< 0.075	< 0.075	< 0.75	< 0.075	< 1.7	< 3.5	< 0.87	< 8.7	NA	< 8.7	< 0.87	< 5	< 10	< 10	< 0.2	< 10	< 1.2	< 1.2	< 0.9	< 0.9
2-Butanone	800	4000	< 3.0	< 3	< 3.0	< 30	< 3.0	< 5.9	< 11.7	< 2.9	< 29.4	NA	< 29.4	< 2.9	NA	NA	NA	NA	NA	NA	NA	NA	NA
2-Hexanone	NE	NE	< 0.95	< 0.95	< 0.95	< 9.5	< 0.95	< 4.9	< 9.8	< 2.5	< 24.6	NA	< 52.1	< 5.2	NA	NA	NA	NA	NA	NA	NA	NA	NA
4-Methyl-2-pentanone	50	500	< 0.77	< 0.77	< 0.77	< 7.7	< 0.77	< 3.1	< 6.1	< 1.5	< 15.3	NA	< 46.4	< 4.6	NA	NA	NA	NA	NA	NA	NA	NA	NA
Acetone	1800	9000	18 BJ	40	7.5 J+	42 J+	< 3.4	< 5.5	< 11.0	< 2.7	< 27.4	NA	< 27.4	< 2.7	NA	NA	NA	NA	NA	NA	NA	NA	NA
Benzene	0.5	5	0.34 J	0.38 J	0.21 J	< 0.89	0.15 J	< 0.49	< 0.99	< 0.25	< 2.5	NA	< 2.5	< 0.25	< 5	< 10	< 10	< 0.2	< 10	< 0.6	< 0.6	< 0.37	< 0.37
Bromodichloromethane	0.06	0.6	< 0.077	< 0.077	< 0.077	< 0.77	< 0.077	< 0.73	< 1.5	< 0.36	< 3.6	NA	< 3.6	< 0.36	< 5	< 10	< 10	< 0.2	< 10	< 1.2	< 1.2	< 0.85	< 0.85
Bromoform	0.44	4.4	< 0.088	< 0.088	< 0.088	< 0.88	< 0.088	< 7.9	< 15.9	< 4.0	< 39.7	NA	< 39.7	< 4.0	< 5	< 10	< 10	< 0.2	< 10	< 2.3	< 2.3	< 1.4	< 1.4
Bromomethane	1	10	< 0.59	< 0.59	< 0.59	< 5.9	< 0.59	< 1.9	< 3.9	< 0.97	< 9.7	NA	< 9.7	< 0.97	< 13	< 25	< 25	< 0.5	< 25	< 2.5	< 2.5	< 1.6	< 1.6
Carbon disulfide	200	1000	0.14 J	< 0.053	< 0.053	< 0.53	< 0.053	< 0.75	< 1.5	< 0.37	< 3.7	NA	< 4.5	< 0.45	NA	NA	NA	NA	NA	NA	NA	NA	NA
Carbon tetrachloride	0.5	5	< 0.038	< 0.038	< 0.038	< 0.38	< 0.038	< 0.33	< 0.66	< 0.17	< 1.7	NA	< 10.8	< 1.1	< 20	< 40	< 40	< 0.8	< 40	< 1.4	< 1.4	< 1.3	< 1.3
Chloroform	0.6	6	< 0.062	0.43 J	0.39 J	***0.90 J***	< 0.31 U	< 2.5	< 5.1	< 1.3	< 12.7	NA	< 12.7	< 1.3	< 5	< 10	< 10	0.37	< 10	< 1.3	< 1.3	< 1	< 1
Chloromethane	3	30	0.18 J+	2.1	< 0.16	< 1.6	< 0.35 U	< 4.4	< 8.8	< 2.2	< 21.9	NA	< 21.9	< 2.2	< 7.5	< 15	< 15	< 0.3	< 15	< 1.2	< 1.2	< 0.9	< 0.9
cis-1,2-Dichloroethene	7	70	***10***	1.7	***44***	***43***	***39***	***52.9***	***43.4***	***68.3***	***63.3***	NA	***51***	***55***	***520***	***510***	***460***	***400***	***440***	***440***	***440***	***420***	***400***
Dichlorodifluoromethane	200	1000	< 0.11	< 0.11	< 0.11	< 1.1	< 0.11	< 1.0	< 2.0	< 0.50	< 5.0	NA	< 5.0	< 0.50	< 13	< 25	< 25	< 0.5	< 25	< 1.3	< 1.3	< 1	< 1
Ethylbenzene	140	700	< 0.054	< 0.054	< 0.054	< 0.54	< 0.054	< 0.44	< 0.87	< 0.22	< 2.2	NA	< 3.2	< 0.32	< 13	< 25	< 25	< 0.5	< 25	< 0.7	< 0.7	< 0.65	< 0.65
Isopropylbenzene	NE	NE	< 0.081	0.11 J	0.12 J	< 0.81	< 0.081	< 0.79	< 1.6	< 0.39	< 3.9	NA	< 16.9	< 1.7	< 5	< 10	< 10	< 0.2	< 10	< 1.1	< 1.1	< 0.7	< 0.7
m,p-Xylene	400	2000	< 0.057	< 0.057	0.060 J	< 0.57	< 0.057	< 0.93	< 1.9	< 0.47	< 4.7	NA	< 4.7	< 0.47	NA	NA	NA	NA	NA	NA	NA	NA	NA
Methyl tert-butyl ether	12	60	< 0.14	< 0.14	< 0.14	< 1.4	< 0.14	< 2.5	< 5.0	< 1.2	< 12.5	NA	< 12.5	< 1.2	< 13	< 25	< 25	< 0.5	< 25	< 1.4	< 1.4	< 1.2	< 1.2
Methylene chloride	0.5	5	< 0.14	< 0.14	< 0.14	***1.5 J+***	< 0.25 U	< 1.2	< 2.3	< 0.58	< 5.8	NA	< 5.8	< 0.58	< 25	< 50	< 50	< 1	< 50	< 3.2	< 3.2	< 3.4	< 3.4
Naphthalene	10	100	< 0.088	< 0.088	< 0.088	< 0.88	< 0.088	< 2.4	< 4.7	< 1.2	< 11.8	NA	< 11.8	< 1.2	< 6.3	< 13	***240***	< 0.25	***13***	< 1.2	< 1.2	< 0.8	< 0.8
n-Butylbenzene	NE	NE	< 0.14	< 0.14	< 0.14	< 1.4	< 0.14	< 1.4	< 2.8	< 0.71	< 7.1	NA	< 7.1	< 0.71	< 5	< 10	< 10	< 0.2	< 10	< 1.1	< 1.1	< 0.65	< 0.65
n-Hexane	120	600	0.21 J	< 0.21	< 0.21	< 2.1	< 0.21	< 3.4	< 6.8	< 1.7	< 17.1	NA	< 17.1	< 1.7	NA	NA	NA	NA	NA	NA	NA	NA	NA
n-Propylbenzene	NE	NE	< 0.10	< 0.1	< 0.10	< 1.0	< 0.10	< 1.6	< 3.2	< 0.81	< 8.1	NA	< 8.1	< 0.81	< 13	< 25	< 25	< 0.5	< 25	< 0.95	< 0.95	< 0.65	< 0.65
o-Xylene	400	2000	< 0.058	< 0.058	< 0.058	< 0.58	< 0.058	< 0.52	< 1.0	< 0.26	< 2.6	NA	< 2.6	< 0.26	NA	NA	NA	NA	NA	NA	NA	NA	NA
p-Isopropyltoluene	NE	NE	< 0.085	< 0.085	< 0.085	< 0.85	< 0.085	< 1.6	< 3.2	< 0.80	< 8.0	NA	< 8.0	< 0.80	< 5	< 10	< 10	< 0.2	< 10	< 1.2	< 1.2	< 0.85	< 0.85
sec-Butylbenzene	NE	NE	< 0.13	< 0.13	< 0.13	< 1.3	< 0.13	< 1.7	< 3.4	< 0.85	< 8.5	NA	< 8.5	< 0.85	< 6.3	< 13	< 13	< 0.25	< 13	< 0.95	< 0.95	< 0.75	< 0.75
Styrene	10	100	< 0.065	< 0.065	< 0.065	< 0.65	< 0.065	< 0.93	< 1.9	< 0.47	< 4.7	NA	< 30.1	< 3.0	< 13	< 25	< 25	< 0.5	< 25	< 1.3	< 1.3	< 0.5	< 0.5
tert-Butylbenzene	NE	NE	< 0.12	< 0.12	< 0.12	< 1.2	< 0.12	< 0.61	< 1.2	< 0.30	< 3.0	NA	< 3.0	< 0.30	< 5	< 10	< 10	< 0.2	< 10	< 1.2	< 1.2	< 0.7	< 0.7
Tetrachloroethene	0.5	5	0.43 BJ	***13 B***	***310***	***330***	***260***	***333***	***263***	***645***	***627***	NA	***795***	***769***	***4900***	***4400***	***3900***	***3900***	***3800***	***2600***	***2600***	***2800***	***2800***
Toluene	160	800	0.10 J	< 0.053	0.10 J	< 0.53	0.060 J	< 0.34	< 0.69	< 0.17	< 1.7	NA	< 2.7	< 0.27	< 13	< 25	< 25	< 0.5	< 25	< 0.75	< 0.75	< 0.55	< 0.55
trans-1,2-Dichloroethene	20	100	< 0.11	< 0.11	3.4 J	4.3 J+	0.90	< 2.2	< 4.4	1.3 J	< 10.9	NA	< 4.6	0.75 J	< 13	< 25	< 25	7.0	< 25	6.4	5.8	5.6	5.6
Trichloroethene	0.5	5	***4.4***	***2***	***43***	***40***	***32***	***41***	***34***	***68.7***	***61.7***	NA	***61.2***	***67.4***	***280***	***240***	***240***	***240***	***230***	***190***	***190***	***190***	***180***
Trichlorofluoromethane	698	3490	< 0.50	< 0.5	< 0.5	< 5	< 0.13	< 0.43	< 0.86	< 0.21	< 2.1	NA	< 2.1	< 0.21	< 43	< 100	< 100	< 2	< 100	< 1.1	< 1.1	< 0.95	< 0.95
Vinyl chloride	0.02	0.2	< 0.16	< 0.16	***0.56***	< 1.6	< 0.16	< 0.35	< 0.70	< 0.17	< 1.7	NA	< 1.7	< 0.17	< 5	< 10	< 10	***0.65***	< 10	< 0.65	< 0.65	< 0.5	< 0.5
Xylenes, Total	400	2000	< 0.12	< 0.12	< 0.12	< 1.2	< 0.12	< 3.0	< 6.0	< 1.5	< 15.0	NA	< 15.0	< 1.5	< 13	< 25	< 25	< 0.5	< 25	< 1.5	< 1.5	< 0.34	< 0.34
Total PCBs																							
Aroclor-1016	0.003	0.03	NA	NA	NA	NA	< 0.0072	< 0.0072	< 0.0072	< 0.0072	< 0.0072	< 0.0072 J-	< 0.0072	NA	NA	NA	NA	NA	NA	NA	NA	NA	NA
Aroclor-1232	0.003	0.03	NA	NA	NA	NA	< 0.0042	< 0.0042	< 0.0042	< 0.0042	< 0.0042	< 0.0042 J-	< 0.0042	NA	NA	NA	NA	NA	NA	NA	NA	NA	NA
Aroclor-1242	0.003	0.03	NA	NA	NA	NA	< 0.013	< 0.013	< 0.013	< 0.013	< 0.013	< 0.013 J-	< 0.013	NA	NA	NA	NA	NA	NA	NA	NA	NA	NA
Aroclor-1248	0.003	0.03	NA	NA	NA	NA	< 0.011	< 0.011	< 0.011	< 0.011	< 0.011	< 0.011 J-	< 0.011	NA	NA	NA	NA	NA	NA	NA	NA	NA	NA
Total Detected PCBs	0.003	0.03	NA	NA	NA	NA	ND	ND	ND	ND	ND	ND	ND	NA	NA	NA	NA	NA	NA	NA	NA	NA	NA
Dissolved PCBs																							
Aroclor-1016	0.003	0.03	NA	NA	NA	NA	NA	NA	NA	NA	NA	NA	NA	NA	NA	NA	NA	NA	NA	NA	NA	NA	NA
Aroclor-1232	0.003	0.03	NA	NA	NA	NA	NA	NA	NA	NA	NA	NA	NA	NA	NA	NA	NA	NA	NA	NA	NA	NA	NA
Aroclor-1242	0.003	0.03	NA	NA	NA	NA	NA	NA	NA	NA	NA	NA	NA	NA	NA	NA	NA	NA	NA	NA	NA	NA	NA
Aroclor-1248	0.003	0.03	NA	NA	NA	NA	NA	NA	NA	NA	NA	NA	NA	NA	NA	NA	NA	NA	NA	NA	NA	NA	NA
Total Detected PCBs	0.003	0.03	NA	NA	NA	NA	NA	NA	NA	NA	NA	NA	NA	NA	NA	NA	NA	NA	NA	NA	NA	NA	NA
Solids																							
Total Dissolved Solids (mg/L)	NE	NE	NA	NA	NA	NA	1090	2060	2020	736	698	760	656	NA	NA	NA	NA	NA	NA	NA	NA	730	730
Total Suspended Solids (TSS) (mg/L)	NE	NE	NA	NA	NA	NA	9.0	4.4	4.6	1.2 J	2.0	3.0	6.0	NA	NA	NA	NA	NA	NA	NA	NA	NA	NA

Notes on Page 61.

Table 16: Groundwater Analytical Results Summary
Madison-Kipp Corporation
Madison, Wisconsin

WELL ID			MW-3D2	MW-3D2	MW-3D2	MW-3D2	MW-3D2[3]	MW-3D2	MW-3D2	MW-3D2[3]	MW-3D2	MW-3D2[1]	MW-3D2[1]	MW-3D2[3]	MW-3D2	MW-3D2[3]	MW-3D2	MW-3D2[3]	MW-3D2	MW-3D2[3]
SCREEN INTERVAL (feet bgs)	PREVENTIVE	ENFORCEMENT	76 - 81 ft	76 - 81 ft	76 - 81 ft	76 - 81 ft	76 - 81 ft	76 - 81 ft	76 - 81 ft	76 - 81 ft	76 - 81 ft	76 - 81 ft	76 - 81 ft	76 - 81 ft	76 - 81 ft	76 - 81 ft	76 - 81 ft	76 - 81 ft	76 - 81 ft	76 - 81 ft
SAMPLE DATE	ACTION LIMIT	STANDARD	12/19/2012	12/28/2012	01/03/2013	01/16/2013	01/16/2013	01/31/2013	02/12/2013	02/12/2013	02/28/2013	03/13/2013	04/16/2013	04/16/2013	07/16/2013	07/16/2013	10/10/2013	10/10/2013	04/16/2014	04/16/2014
VOCs																				
1,1,1,2-Tetrachloroethane	7	70	NA	NA	NA	< 0.5	< 0.5	NA	< 0.25	< 0.5	NA	< 0.25	< 0.25	< 0.5	< 0.25	< 0.5	< 0.25	< 0.25	< 1.3	< 1.3
1,1,1-Trichloroethane	40	200	NA	NA	NA	< 0.4	< 0.4	NA	< 0.2	< 0.4	NA	< 0.2	< 0.2	< 0.4	< 0.2	< 0.4	< 0.2	< 0.2	< 1.0	< 1.0
1,1,2-Trichloroethane	0.5	5	NA	NA	NA	< 0.56	< 0.56	NA	< 0.28	< 0.56	NA	< 0.28	< 0.28	< 0.56	< 0.28	< 0.56	< 0.28	< 0.28	< 1.4	< 1.4
1,1-Dichloroethene	0.7	7	NA	NA	NA	< 0.62	< 0.62	NA	< 0.31	< 0.62	NA	< 0.31	< 0.31	< 0.62	< 0.31	< 0.62	< 0.31	< 0.31	< 1.6	< 1.6
1,2,4-Trimethylbenzene	96	480	NA	NA	NA	< 0.28	< 0.28	NA	< 0.14	< 0.28	NA	< 0.14	< 0.14	< 0.28	< 0.14	< 0.28	< 0.14	< 0.14	< 0.70	< 0.70
1,2-Dibromoethane	0.005	0.05	NA	NA	NA	< 0.72	< 0.72	NA	< 0.36	< 0.72	NA	< 0.36	< 0.36	< 0.72	< 0.36	< 0.72	< 0.36	< 0.36	< 1.8	< 1.8
1,2-Dichlorobenzene	60	600	NA	NA	NA	< 0.54	< 0.54	NA	< 0.27	< 0.54	NA	< 0.27	< 0.27	< 0.54	< 0.27	< 0.54	< 0.27	< 0.27	< 1.4	< 1.4
1,2-Dichloroethane	0.5	5	NA	NA	NA	< 0.56	< 0.56	NA	< 0.28	< 0.56	NA	< 0.28	< 0.28	< 0.56	< 0.28	< 0.56	< 0.28	< 0.28	< 1.4	< 1.4
1,2-Dichloropropane	0.5	5	NA	NA	NA	< 0.4	< 0.4	NA	< 0.2	< 0.4	NA	< 0.2	< 0.2	< 0.4	< 0.2	< 0.4	< 0.2	< 0.2	< 1.0	< 1.0
1,2,3-Trichlorobenzene	NE	NE	NA	NA	NA	< 0.48	< 0.48	NA	< 0.24	< 0.48	NA	< 0.24	< 0.24	< 0.48	< 0.24	< 0.48	< 0.24	< 0.24	< 1.2	< 1.2
1,2,4-Trichlorobenzene	14	70	NA	NA	NA	< 0.62	< 0.62	NA	< 0.31	< 0.62	NA	< 0.31	< 0.31	< 0.62	< 0.31	< 0.62	< 0.31	< 0.31	< 1.6	< 1.6
1,3,5-Trimethylbenzene	96	480	NA	NA	NA	< 0.36	< 0.36	NA	< 0.18	< 0.36	NA	< 0.18	< 0.18	< 0.36	< 0.18	< 0.36	< 0.18	< 0.18	< 0.90	< 0.90
2-Butanone	800	4000	NA	NA	NA	NA	NA	NA	NA	NA	NA	NA	NA	NA	NA	NA	NA	NA	NA	NA
2-Hexanone	NE	NE	NA	NA	NA	NA	NA	NA	NA	NA	NA	NA	NA	NA	NA	NA	NA	NA	NA	NA
4-Methyl-2-pentanone	50	500	NA	NA	NA	NA	NA	NA	NA	NA	NA	NA	NA	NA	NA	NA	NA	NA	NA	NA
Acetone	1800	9000	NA	NA	NA	NA	NA	NA	NA	NA	NA	NA	NA	NA	NA	NA	NA	NA	NA	NA
Benzene	0.5	5	NA	NA	NA	< 0.15	< 0.15	NA	< 0.074	< 0.15	NA	< 0.074	< 0.074	< 0.15	< 0.074	< 0.15	< 0.074	< 0.074	< 0.37	< 0.37
Bromodichloromethane	0.06	0.6	NA	NA	NA	< 0.34	< 0.34	NA	< 0.17	< 0.34	NA	< 0.17	< 0.17	< 0.34	< 0.17	< 0.34	< 0.17	< 0.17	< 0.85	< 0.85
Bromoform	0.44	4.4	NA	NA	NA	< 0.56	< 0.56	NA	< 0.28	< 0.56	NA	< 0.28	< 0.28	< 0.56	< 0.28	< 0.56	< 0.28	< 0.28	< 1.4	< 1.4
Bromomethane	1	10	NA	NA	NA	< 0.62	< 0.62	NA	< 0.31	< 0.62	NA	< 0.31	< 0.31	< 0.62	< 0.31	< 0.62	< 0.31	< 0.31	< 1.6	< 1.6
Carbon disulfide	200	1000	NA	NA	NA	NA	NA	NA	NA	NA	NA	NA	NA	NA	NA	NA	NA	NA	NA	NA
Carbon tetrachloride	0.5	5	NA	NA	NA	< 0.52	< 0.52	NA	< 0.26	< 0.52	NA	< 0.26	< 0.26	< 0.52	< 0.26	< 0.52	< 0.26	< 0.26	< 1.3	< 1.3
Chloroform	0.6	6	NA	NA	NA	< 0.4	< 0.4	NA	< 0.2	< 0.4	NA	< 0.2	< 0.2	< 0.4	< 0.2	< 0.4	< 0.2	< 0.2	< 1.0	< 1.0
Chloromethane	3	30	NA	NA	NA	< 0.36	< 0.36	NA	< 0.18	< 0.36	NA	< 0.18	< 0.18	< 0.36	< 0.18	< 0.36	< 0.18	< 0.18	< 0.90	< 0.90
cis-1,2-Dichloroethene	7	70	NA	NA	NA	***320***	***300***	NA	***250***	***260***	NA	***100***	***45***	< 0.24	***10***	***11***	***21***	***20***	***210***	***220***
Dichlorodifluoromethane	200	1000	NA	NA	NA	< 0.4	< 0.4	NA	< 0.2	< 0.4	NA	< 0.2	< 0.2	< 0.4	< 0.2	< 0.4	< 0.2	< 0.2	< 1.0	< 1.0
Ethylbenzene	140	700	NA	NA	NA	< 0.26	< 0.26	NA	< 0.13	< 0.26	NA	< 0.13	< 0.13	< 0.26	< 0.13	< 0.26	< 0.13	< 0.13	< 0.65	< 0.65
Isopropylbenzene	NE	NE	NA	NA	NA	< 0.28	< 0.28	NA	< 0.14	< 0.28	NA	< 0.14	< 0.14	< 0.28	< 0.14	< 0.28	< 0.14	< 0.14	< 0.70	< 0.70
m,p-Xylene	400	2000	NA	NA	NA	NA	NA	NA	NA	NA	NA	NA	NA	NA	NA	NA	NA	NA	NA	NA
Methyl tert-butyl ether	12	60	NA	NA	NA	< 0.48	< 0.48	NA	< 0.24	< 0.48	NA	< 0.24	< 0.24	< 0.48	< 0.24	< 0.48	< 0.24	< 0.24	< 1.2	< 1.2
Methylene chloride	0.5	5	NA	NA	NA	< 1.4	< 1.4	NA	***7.3***	< 1.4	NA	< 0.68	< 0.68	< 1.4	< 0.68	< 1.4	< 0.68	< 0.68	< 3.4	< 3.4
Naphthalene	10	100	NA	NA	NA	< 0.32	< 0.32	NA	< 0.16	< 0.32	NA	< 0.16	< 0.16	< 0.32	< 0.16	< 0.32	< 0.16	< 0.16	< 0.80	< 0.80
n-Butylbenzene	NE	NE	NA	NA	NA	< 0.26	< 0.26	NA	< 0.13	< 0.26	NA	< 0.13	< 0.13	< 0.26	< 0.13	< 0.26	< 0.13	< 0.13	< 0.65	< 0.65
n-Hexane	120	600	NA	NA	NA	NA	NA	NA	NA	NA	NA	NA	NA	NA	NA	NA	NA	NA	NA	NA
n-Propylbenzene	NE	NE	NA	NA	NA	< 0.26	< 0.26	NA	< 0.13	< 0.26	NA	< 0.13	< 0.13	< 0.26	< 0.13	< 0.26	< 0.13	< 0.13	< 0.65	< 0.65
o-Xylene	400	2000	NA	NA	NA	NA	NA	NA	NA	NA	NA	NA	NA	NA	NA	NA	NA	NA	NA	NA
p-Isopropyltoluene	NE	NE	NA	NA	NA	< 0.34	< 0.34	NA	< 0.17	< 0.34	NA	< 0.17	< 0.17	< 0.34	< 0.17	< 0.34	< 0.17	< 0.17	< 0.85	< 0.85
sec-Butylbenzene	NE	NE	NA	NA	NA	< 0.3	< 0.3	NA	< 0.15	< 0.3	NA	< 0.15	< 0.15	< 0.3	< 0.15	< 0.3	< 0.15	< 0.15	< 0.75	< 0.75
Styrene	10	100	NA	NA	NA	< 0.2	< 0.2	NA	< 0.1	< 0.2	NA	< 0.1	< 0.1	< 0.2	< 0.1	< 0.2	< 0.1	< 0.1	< 0.50	< 0.50
tert-Butylbenzene	NE	NE	NA	NA	NA	< 0.28	< 0.28	NA	< 0.14	< 0.28	NA	< 0.14	< 0.14	< 0.28	< 0.14	< 0.28	< 0.14	< 0.14	< 0.70	< 0.70
Tetrachloroethene	0.5	5	NA	NA	NA	***1200***	***1100***	NA	***1700***	***1700***	NA	***800***	***850***	***710***	***440***	***840***	***150***	***150***	***1800***	***1700***
Toluene	160	800	NA	NA	NA	< 0.22	< 0.22	NA	< 0.11	< 0.22	NA	< 0.11	< 0.11	< 0.22	< 0.11	< 0.22	< 0.11	< 0.11	< 0.55	< 0.55
trans-1,2-Dichloroethene	20	100	NA	NA	NA	4.9	4.5	NA	3.2	3.5	NA	0.62 J	< 0.25	< 0.5	< 0.25	< 0.5	0.52 J	< 0.25	3.1 J	3.9 J
Trichloroethene	0.5	5	NA	NA	NA	***110***	***120***	NA	***120***	***120***	NA	***50***	***24***	< 0.38	***8.7***	***12***	***9.8***	***9.9***	***120***	***130***
Trichlorofluoromethane	698	3490	NA	NA	NA	< 0.38	< 0.38	NA	< 0.19	< 0.38	NA	< 0.19	< 0.19	< 0.38	< 0.19	< 0.38	< 0.19	< 0.19	< 5.0	< 5.0
Vinyl chloride	0.02	0.2	NA	NA	NA	< 0.2	< 0.2	NA	***0.22 J***	< 0.2	NA	< 0.1	< 0.1	< 0.2	< 0.1	< 0.2	< 0.1	< 0.1	< 0.50	< 0.50
Xylenes, Total	400	2000	NA	NA	NA	< 0.14	< 0.14	NA	< 0.068	< 0.14	NA	< 0.068	< 0.068	< 0.14	< 0.068	< 0.14	< 0.068	< 0.068	< 0.34	< 0.34
Total PCBs																				
Aroclor-1016	0.003	0.03	NA	NA	NA	< 0.17	NA	NA	NA	NA	NA	NA	NA	NA	NA	NA	NA	NA	NA	NA
Aroclor-1232	0.003	0.03	NA	NA	NA	< 0.093	NA	NA	NA	NA	NA	NA	NA	NA	NA	NA	NA	NA	NA	NA
Aroclor-1242	0.003	0.03	NA	NA	NA	< 0.13	NA	NA	NA	NA	NA	NA	NA	NA	NA	NA	NA	NA	NA	NA
Aroclor-1248	0.003	0.03	NA	NA	NA	< 0.11	NA	NA	NA	NA	NA	NA	NA	NA	NA	NA	NA	NA	NA	NA
Total Detected PCBs	0.003	0.03	NA	NA	NA	ND	NA	NA	NA	NA	NA	NA	NA	NA	NA	NA	NA	NA	NA	NA
Dissolved PCBs																				
Aroclor-1016	0.003	0.03	NA	NA	NA	NA	NA	NA	NA	NA	NA	NA	NA	NA	NA	NA	NA	NA	NA	NA
Aroclor-1232	0.003	0.03	NA	NA	NA	NA	NA	NA	NA	NA	NA	NA	NA	NA	NA	NA	NA	NA	NA	NA
Aroclor-1242	0.003	0.03	NA	NA	NA	NA	NA	NA	NA	NA	NA	NA	NA	NA	NA	NA	NA	NA	NA	NA
Aroclor-1248	0.003	0.03	NA	NA	NA	NA	NA	NA	NA	NA	NA	NA	NA	NA	NA	NA	NA	NA	NA	NA
Total Detected PCBs	0.003	0.03	NA	NA	NA	NA	NA	NA	NA	NA	NA	NA	NA	NA	NA	NA	NA	NA	NA	NA
Solids																				
Total Dissolved Solids (mg/L)	NE	NE	1300	1800	1500	1000	NA	870	720	NA	1300	NA	NA	NA	NA	NA	NA	NA	NA	NA
Total Suspended Solids (TSS) (mg/L)	NE	NE	NA	NA	NA	NA	NA	NA	NA	NA	NA	NA	NA	NA	NA	NA	NA	NA	NA	NA

Notes on Page 61.

Table 16: Groundwater Analytical Results Summary
Madison-Kipp Corporation
Madison, Wisconsin

WELL ID			MW-3D2	MW-3D2[3]	MW-3D2	MW-3D2[3]	MW-3D2	MW-3D2[3]	MW-3D2	MW-3D2[3]	MW-3D2	MW-3D2	MW-3D2[3]	MW-3D2	MW-3D2[3]	MW-3D2	MW-3D2	MW-3D2	MW-3D2	MW-3D2[3]	MW-3D2	MW-3D2	MW-3D2
SCREEN INTERVAL (feet bgs)	PREVENTIVE	ENFORCEMENT	76 - 81 ft	76 - 81 ft	76 - 81 ft	76 - 81 ft	76 - 81 ft	76 - 81 ft	76 - 81 ft	76 - 81 ft	76 - 81 ft	76 - 81 ft	76 - 81 ft	76 - 81 ft	76 - 81 ft	76 - 81 ft	76 - 81 ft	76 - 81 ft	76 - 81 ft	76 - 81 ft	76 - 81 ft	76 - 81 ft	76 - 81 ft
SAMPLE DATE	ACTION LIMIT	STANDARD	10/23/2014	10/23/2014	04/14/2015	04/14/2015	10/22/2015	10/22/2015	01/25/2016	01/25/2016	04/22/2016	07/20/2016	07/20/2016	10/13/2016	10/13/2016	1/19/2017	04/12/2017	10/05/2017	04/06/2018	10/12/2018	10/12/2018	04/09/2019	10/14/2019	10/16/2020
VOCs																								
1,1,1,2-Tetrachloroethane	7	70	< 0.50	< 0.50	< 1.3	< 1.3	< 4.6	< 4.6	< 0.11	< 0.11	< 0.11	< 0.11	< 0.11	< 0.11	< 0.11	< 0.11	< 0.11	< 0.11	< 0.11	< 0.11	< 5.5	< 0.54	< 0.27	< 0.27
1,1,1-Trichloroethane	40	200	< 0.40	< 0.40	< 1.0	< 1.0	< 3.8	< 3.8	< 0.10	< 0.10	< 0.10	< 0.10	< 0.10	< 0.10	< 0.10	< 0.10	< 0.10	< 0.1	< 0.10	< 0.10	< 5.0	< 0.49	< 0.24	< 0.24
1,1,2-Trichloroethane	0.5	5	< 0.56	< 0.56	< 1.4	< 1.4	< 3.5	< 3.5	< 0.10	< 0.10	< 0.10	< 0.10	< 0.10	< 0.10	< 0.10	< 0.10	< 0.10	< 0.1	< 0.10	< 0.10	< 5.0	< 1.1	< 0.55	< 0.55
1,1-Dichloroethene	0.7	7	< 0.62	< 0.62	< 1.6	< 1.6	< 3.9	< 3.9	< 0.14	< 0.14	< 0.14	< 0.14	< 0.14	< 0.14	< 0.14	< 0.14	< 0.14	< 0.14	0.26 J	< 0.14	< 7.0	< 0.49	< 0.24	< 0.24
1,2,4-Trimethylbenzene	96	480	< 0.28	< 0.28	< 0.70	< 0.70	< 3.6	< 3.6	< 0.060	< 0.060	< 0.060	< 0.060	< 0.060	< 0.060	< 0.060	< 0.060	< 0.060	< 0.06	< 0.060	< 0.060	< 3.0	< 1.7	< 0.84	< 0.84
1,2-Dibromoethane	0.005	0.05	< 0.72	< 0.72	< 1.8	< 1.8	< 3.9	< 3.9	< 0.13	< 0.13	< 0.13	< 0.13	< 0.13	< 0.13	< 0.13	< 0.13	< 0.13	< 0.13	< 0.13	< 0.13	< 6.5	< 1.7	< 0.83	< 0.83
1,2-Dichlorobenzene	60	600	< 0.54	< 0.54	< 1.4	< 1.4	< 3.3	< 3.3	< 0.076	< 0.076	< 0.076	< 0.076	< 0.076	< 0.076	< 0.076	< 0.076	< 0.076	< 0.076	< 0.076	< 0.076	< 3.8	< 1.4	< 0.71	< 0.71
1,2-Dichloroethane	0.5	5	< 0.56	< 0.56	< 1.4	< 1.4	< 3.9	< 3.9	< 0.078	< 0.078	< 0.078	< 0.078	< 0.078	< 0.078	< 0.078	< 0.078	< 0.078	< 0.078	< 0.078	< 0.078	< 3.9	< 0.56	< 0.28	< 0.28
1,2-Dichloropropane	0.5	5	< 0.40	< 0.40	< 1.0	< 1.0	< 4.3	< 4.3	< 0.10	< 0.10	< 0.10	< 0.10	< 0.10	< 0.10	< 0.10	< 0.10	< 0.10	< 0.1	< 0.10	< 0.10	< 5.0	< 0.57	< 0.28	< 0.28
1,2,3-Trichlorobenzene	NE	NE	< 0.48	< 0.48	< 1.2	< 1.2	< 4.6	< 4.6	< 0.045	< 0.045	< 0.045	< 0.045	< 0.045	< 0.045	< 0.045	< 0.045	< 0.045	< 0.045	< 0.045	< 0.045	< 2.3	< 1.3	< 0.63	< 2.2
1,2,4-Trichlorobenzene	14	70	< 0.62	< 0.62	< 1.6	< 1.6	< 3.4	< 3.4	< 0.077	< 0.077	< 0.077	< 0.077	< 0.077	< 0.077	< 0.077	< 0.077	< 0.077	< 0.077	< 0.077	< 0.077	< 3.9	< 1.9	< 0.95	< 0.95
1,3,5-Trimethylbenzene	96	480	< 0.36	< 0.36	< 0.90	< 0.90	< 2.5	< 2.5	< 0.075	< 0.075	< 0.075	< 0.075	< 0.075	< 0.075	< 0.075	< 0.075	< 0.075	< 0.075	< 0.075	< 0.075	< 3.8	< 1.7	< 0.87	< 0.87
2-Butanone	800	4000	NA	NA	NA	NA	NA	NA	< 3.0	< 3.0	< 3.0	< 3.0	< 3.0	< 3.0	< 3.0	< 3.0	< 3.0	< 3	< 3.0	< 3.0	< 150	< 5.9	< 2.9	< 2.9
2-Hexanone	NE	NE	NA	NA	NA	NA	NA	NA	< 0.95	< 0.95	< 0.95	< 0.95	< 0.95	< 0.95	< 0.95	< 0.95	< 0.95	< 0.95	< 0.95	< 0.95	< 48	< 4.9	< 2.5	< 5.2
4-Methyl-2-pentanone	50	500	NA	NA	NA	NA	NA	NA	< 0.77	< 0.77	< 0.77	< 0.77	< 0.77	< 0.77	< 0.77	2.0 J	< 0.77	< 0.77	< 0.77	< 0.77	< 39	< 3.1	< 1.5	< 4.6
Acetone	1800	9000	NA	NA	NA	NA	NA	NA	< 3.4	< 3.4	< 3.4	< 3.4	< 3.4	< 3.4	< 3.4	< 3.4	14 BJ	25	< 3.4	< 3.4	< 170	< 5.5	< 2.7	< 2.7
Benzene	0.5	5	< 0.15	< 0.15	< 0.37	< 0.37	< 1.5	< 1.5	< 0.089	< 0.089	< 0.089	< 0.089	< 0.089	< 0.089	< 0.089	< 0.089	< 0.089	< 0.089	< 0.089	< 0.089	< 4.5	< 0.49	< 0.25	< 0.25
Bromodichloromethane	0.06	0.6	< 0.34	< 0.34	< 0.85	< 0.85	< 3.7	< 3.7	< 0.077	< 0.077	< 0.077	< 0.077	< 0.077	< 0.077	< 0.077	< 0.077	< 0.077	< 0.077	< 0.077	< 0.077	< 3.9	< 0.73	< 0.36	< 0.36
Bromoform	0.44	4.4	< 0.56	< 0.56	< 1.4	< 1.4	< 4.8	< 4.8	< 0.088	< 0.088	< 0.088	< 0.088	< 0.088	< 0.088	< 0.088	< 0.088	< 0.088	< 0.088	< 0.088	< 0.088	< 4.4	< 7.9	< 4.0	< 4.0
Bromomethane	1	10	< 0.62	< 0.62	< 1.6	< 1.6	< 8.0	< 8.0	< 0.59	< 0.59	< 0.59	< 0.59	< 0.59	< 0.59	< 0.59	< 0.59	< 0.59	< 0.59	< 0.59	< 0.59	< 30	< 1.9	< 0.97	< 0.97
Carbon disulfide	200	1000	NA	NA	NA	NA	NA	NA	< 0.053	< 0.053	< 0.053	< 0.053	0.14 J	0.35 J	< 0.053	0.22 J	< 0.053	< 0.053	< 0.053	< 0.053	< 2.7	< 0.75	< 0.37	< 0.45
Carbon tetrachloride	0.5	5	< 0.52	< 0.52	< 1.3	< 1.3	< 3.8	< 3.8	< 0.038	< 0.038	< 0.038	< 0.038	< 0.038	< 0.038	< 0.038	< 0.038	< 0.038	< 0.038	< 0.038	< 0.038	< 1.9	< 0.33	< 0.17	< 1.1
Chloroform	0.6	6	< 0.40	< 0.40	< 1.0	< 1.0	< 3.7	< 3.7	< 0.062	< 0.062	< 0.062	< 0.062	< 0.062	< 0.062	< 0.062	< 0.062	< 0.062	< 0.062	0.19 J	< 0.18 U	< 3.1	< 2.5	< 1.3	< 1.3
Chloromethane	3	30	< 0.36	< 0.36	< 0.90	< 0.90	< 3.2	< 3.2	< 0.16	< 0.16	< 0.16	< 0.16	< 0.16	0.75 BJ	0.63 J	0.52 BJ	< 0.16	***5.1***	< 0.16	< 0.41 U	< 17 U	< 4.4	< 2.2	< 2.2
cis-1,2-Dichloroethene	7	70	***230***	***240***	***270***	***230***	***230***	***220***	2.5	2.5	0.84	3.0	3.6	***15***	***17***	***30***	2.1	***34***	***33***	***30***	***27***	***22.6***	***20.4***	***16.3***
Dichlorodifluoromethane	200	1000	< 0.40	< 0.40	< 1.0	< 1.0	< 5.4	< 5.4	< 0.11	< 0.11	< 0.11	< 0.11	< 0.11	< 0.11	< 0.11	< 0.11	< 0.11	< 0.11	1.0	1.0	< 5.5	1.0 J	2.9 J	1.8 J
Ethylbenzene	140	700	< 0.26	< 0.26	< 0.65	< 0.65	< 1.8	< 1.8	< 0.054	< 0.054	< 0.054	< 0.054	< 0.054	< 0.054	< 0.054	< 0.054	< 0.054	< 0.054	< 0.054	< 0.054	< 2.7	< 0.44	< 0.22	< 0.32
Isopropylbenzene	NE	NE	< 0.28	< 0.28	< 0.70	< 0.70	< 3.9	< 3.9	< 0.081	< 0.081	< 0.081	< 0.081	< 0.081	< 0.081	< 0.081	< 0.081	< 0.081	< 0.081	< 0.081	< 0.081	< 4.1	< 0.79	< 0.39	< 1.7
m,p-Xylene	400	2000	NA	NA	NA	NA	NA	NA	< 0.057	< 0.057	< 0.057	< 0.057	< 0.057	< 0.057	< 0.057	< 0.057	< 0.057	< 0.057	0.080 J	< 0.057	< 2.9	< 0.93	< 0.47	< 0.47
Methyl tert-butyl ether	12	60	< 0.48	< 0.48	< 1.2	< 1.2	< 3.9	< 3.9	< 0.14	< 0.14	< 0.14	< 0.14	< 0.14	< 0.14	< 0.14	< 0.14	< 0.14	< 0.14	< 0.14	< 0.14	< 7.0	< 2.5	< 1.2	< 1.2
Methylene chloride	0.5	5	< 1.4	< 1.4	< 3.4	< 3.4	< 16	< 16	0.31 J	0.19 J	< 0.14	< 0.14	< 0.14	< 0.14	< 0.14	***0.68 BJ***	< 0.14	< 0.14	< 0.14	< 0.21 U	< 7.0	< 1.2	< 0.58	< 0.58
Naphthalene	10	100	< 0.32	< 0.32	< 0.80	< 0.80	< 3.4	< 3.4	< 0.088	< 0.088	< 0.088	0.11 BJ	< 0.088	< 0.088	< 0.088	< 0.088	< 0.088	0.09 BJ	< 0.088	< 0.088	< 4.4	< 2.4	< 1.2	< 1.2
n-Butylbenzene	NE	NE	< 0.26	< 0.26	< 0.65	< 0.65	< 3.9	< 3.9	< 0.14	< 0.14	< 0.14	< 0.14	< 0.14	< 0.14	< 0.14	< 0.14	< 0.14	< 0.14	< 0.14	< 0.14	< 7.0	< 1.4	< 0.71	< 0.71
n-Hexane	120	600	NA	NA	NA	NA	NA	NA	< 0.21	< 0.21	< 0.21	< 0.21	< 0.21	< 0.21	< 0.21	< 0.21	< 0.21	< 0.21	< 0.21	< 0.21	< 11	< 3.4	< 1.7	< 1.7
n-Propylbenzene	NE	NE	< 0.26	< 0.26	< 0.65	< 0.65	< 4.1	< 4.1	< 0.10	< 0.10	< 0.10	< 0.10	< 0.10	< 0.10	< 0.10	< 0.10	< 0.10	< 0.1	< 0.10	< 0.10	< 5.0	< 1.6	< 0.81	< 0.81
o-Xylene	400	2000	NA	NA	NA	NA	NA	NA	< 0.058	< 0.058	< 0.058	< 0.058	< 0.058	< 0.058	< 0.058	< 0.058	< 0.058	< 0.058	< 0.058	< 0.058	< 2.9	< 0.52	< 0.26	< 0.26
p-Isopropyltoluene	NE	NE	< 0.34	< 0.34	< 0.85	< 0.85	< 3.6	< 3.6	< 0.085	< 0.085	< 0.085	< 0.085	< 0.085	< 0.085	< 0.085	< 0.085	< 0.085	< 0.085	< 0.085	< 0.085	< 4.3	< 1.6	< 0.80	< 0.80
sec-Butylbenzene	NE	NE	< 0.30	< 0.30	< 0.75	< 0.75	< 4.0	< 4.0	< 0.13	< 0.13	< 0.13	< 0.13	< 0.13	< 0.13	< 0.13	< 0.13	< 0.13	< 0.13	< 0.13	< 0.13	< 6.5	< 1.7	< 0.85	< 0.85
Styrene	10	100	< 0.20	< 0.20	< 0.50	< 0.50	< 3.9	< 3.9	< 0.065	< 0.065	< 0.065	< 0.065	< 0.065	< 0.065	< 0.065	< 0.065	< 0.065	< 0.065	< 0.065	< 0.065	< 3.3	< 0.93	< 0.47	< 3.0
tert-Butylbenzene	NE	NE	< 0.28	< 0.28	< 0.70	< 0.70	< 4.0	< 4.0	< 0.12	< 0.12	< 0.12	< 0.12	< 0.12	< 0.12	< 0.12	< 0.12	< 0.12	< 0.12	< 0.12	< 0.12	< 6.0	< 0.61	< 0.30	< 0.30
Tetrachloroethene	0.5	5	***1700***	***1700***	***1800***	***1800***	***2200***	***2200***	***12***	***13***	***7.4***	***18***	***19***	***20***	***18***	***14***	***2.3 B***	***0.92 B***	***610***	***490***	***480***	***300***	***280***	***278***
Toluene	160	800	< 0.22	< 0.22	< 0.55	< 0.55	< 1.5	< 1.5	< 0.053	< 0.053	< 0.053	< 0.053	< 0.053	< 0.053	< 0.053	0.11 BJ	< 0.053	< 0.053	0.080 J	< 0.053	< 2.7	< 0.34	< 0.17	< 0.27
trans-1,2-Dichloroethene	20	100	3.0	3.3	4.6 J	< 1.3	< 3.5	< 3.5	< 0.11	0.11 J	< 0.11	0.13 J	0.13 J	0.22 J	0.17 J	0.22 J	< 0.11	0.28 J	0.68	0.48 J	< 5.5	< 2.2	< 1.1	< 0.46
Trichloroethene	0.5	5	***140***	***140***	***160***	***140***	***130***	***130***	***2.4***	***2.5***	***0.84***	***2.4***	***2.7***	***6.7***	***7.2***	***19***	***4.4***	***0.8***	***86***	***39***	***38***	***19.8***	***15.6***	***11.4***
Trichlorofluoromethane	698	3490	< 2.0	< 2.0	< 5.0	< 5.0	< 10	< 10	< 0.50	< 0.50	< 0.50	< 0.50	< 0.50	< 0.50	< 0.50	< 0.50	< 0.50	< 0.5	< 0.5	< 0.13	< 6.5	< 0.43	< 0.21	< 0.21
Vinyl chloride	0.02	0.2	< 0.20	< 0.20	< 0.50	< 0.50	< 2.0	< 2.0	< 0.16	< 0.16	< 0.16	< 0.16	< 0.16	< 0.16	***0.17 J***	< 0.16	< 0.16	< 0.16	***0.30 J***	< 0.16	< 8.0	< 0.35	< 0.17	< 0.17
Xylenes, Total	400	2000	< 0.14	< 0.14	< 0.34	< 0.34	< 2.2	< 2.2	< 0.058	< 0.058	< 0.058	< 0.058	< 0.058	< 0.058	< 0.058	< 0.12	< 0.12	< 0.12	< 0.12	< 0.12	< 5.8	< 3.0	< 1.5	< 1.5
Total PCBs																								
Aroclor-1016	0.003	0.03	NA	NA	NA	NA	NA	NA	NA	NA	NA	NA	NA	NA	NA	NA	NA	NA	NA	NA	NA	NA	NA	NA
Aroclor-1232	0.003	0.03	NA	NA	NA	NA	NA	NA	NA	NA	NA	NA	NA	NA	NA	NA	NA	NA	NA	NA	NA	NA	NA	NA
Aroclor-1242	0.003	0.03	NA	NA	NA	NA	NA	NA	NA	NA	NA	NA	NA	NA	NA	NA	NA	NA	NA	NA	NA	NA	NA	NA
Aroclor-1248	0.003	0.03	NA	NA	NA	NA	NA	NA	NA	NA	NA	NA	NA	NA	NA	NA	NA	NA	NA	NA	NA	NA	NA	NA
Total Detected PCBs	0.003	0.03	NA	NA	NA	NA	NA	NA	NA	NA	NA	NA	NA	NA	NA	NA	NA	NA	NA	NA	NA	NA	NA	NA
Dissolved PCBs																								
Aroclor-1016	0.003	0.03	NA	NA	NA	NA	NA	NA	NA	NA	NA	NA	NA	NA	NA	NA	NA	NA	NA	NA	NA	NA	NA	NA
Aroclor-1232	0.003	0.03	NA	NA	NA	NA	NA	NA	NA	NA	NA	NA	NA	NA	NA	NA	NA	NA	NA	NA	NA	NA	NA	NA
Aroclor-1242	0.003	0.03	NA	NA	NA	NA	NA	NA	NA	NA	NA	NA	NA	NA	NA	NA	NA	NA	NA	NA	NA	NA	NA	NA
Aroclor-1248	0.003	0.03	NA	NA	NA	NA	NA	NA	NA	NA	NA	NA	NA	NA	NA	NA	NA	NA	NA	NA	NA	NA	NA	NA
Total Detected PCBs	0.003	0.03	NA	NA	NA	NA	NA	NA	NA	NA	NA	NA	NA	NA	NA	NA	NA	NA	NA	NA	NA	NA	NA	NA
Solids																								
Total Dissolved Solids (mg/L)	NE	NE	NA	NA	NA	NA	NA	NA	NA	NA	NA	NA	NA	NA	NA	NA	NA	NA	NA	NA	NA	NA	NA	NA
Total Suspended Solids (TSS) (mg/L)	NE	NE	NA	NA	NA	NA	NA	NA	NA	NA	NA	NA	NA	NA	NA	NA	NA	NA	NA	NA	NA	NA	NA	NA

Notes on Page 61.

Table 16: Groundwater Analytical Results Summary
Madison-Kipp Corporation
Madison, Wisconsin

WELL ID			MW-3D3	MW-3D3[3]	MW-3D3	MW-3D3	MW-3D3	MW-3D3	MW-3D3	MW-3D3	MW-3D3	MW-3D3	MW-3D3	MW-3D3	MW-3D3	MW-3D3	MW-3D3	MW-3D3	MW-3D3	MW-3D3	MW-3D3	MW-3D3	MW-3D3	MW-3D3
SCREEN INTERVAL (feet bgs)	PREVENTIVE	ENFORCEMENT	214 - 224 ft	214 - 224 ft	214 - 224 ft	214 - 224 ft	214 - 224 ft	214 - 224 ft	214 - 224 ft	214 - 224 ft	214 - 224 ft	214 - 224 ft	214 - 224 ft	214 - 224 ft	214 - 224 ft	214 - 224 ft	214 - 224 ft	214 - 224 ft	214 - 224 ft	214 - 224 ft	214 - 224 ft	214 - 224 ft	214 - 224 ft	214 - 224 ft
SAMPLE DATE	ACTION LIMIT	STANDARD	07/24/2012	07/24/2012	11/27/2012	12/19/2012	12/31/2012	01/03/2013	01/18/2013	01/31/2013	02/15/2013	02/27/2013	03/13/2013	04/19/2013	07/16/2013	10/07/2013	04/16/2014	10/16/2014	04/13/2015	10/19/2015	10/13/2016	10/05/2017	10/12/2018	10/14/2019	10/16/2020
VOCs																									
1,1,1,2-Tetrachloroethane	7	70	< 0.25	< 0.25	< 0.25	NA	NA	NA	< 0.25	NA	< 0.25	NA	< 0.25	< 0.25	< 0.25	< 0.25	< 0.25	< 0.25	< 0.25	< 0.46	< 0.11	< 0.11	< 0.11	< 0.27	< 0.27
1,1,1-Trichloroethane	40	200	< 0.2	< 0.2	< 0.2	NA	NA	NA	< 0.2	NA	< 0.2	NA	< 0.2	< 0.2	< 0.2	< 0.2	< 0.20	< 0.20	< 0.20	< 0.38	< 0.10	< 0.1	< 0.10	< 0.24	< 0.24
1,1,2-Trichloroethane	0.5	5	< 0.28	< 0.28	< 0.28	NA	NA	NA	< 0.28	NA	< 0.28	NA	< 0.28	< 0.28	< 0.28	< 0.28	< 0.28	< 0.28	< 0.28	< 0.35	< 0.10	< 0.1	< 0.10	< 0.55	< 0.55
1,1-Dichloroethene	0.7	7	< 0.31	< 0.31	< 0.31	NA	NA	NA	< 0.31	NA	< 0.31	NA	< 0.31	< 0.31	< 0.31	< 0.31	< 0.31	< 0.31	< 0.31	< 0.39	< 0.14	< 0.14	< 0.14	< 0.24	< 0.24
1,2,4-Trimethylbenzene	96	480	< 0.14	< 0.14	< 0.14	NA	NA	NA	< 0.14	NA	< 0.14	NA	< 0.14	< 0.14	< 0.14	< 0.14	< 0.14	< 0.14	< 0.14	< 0.36	< 0.060	< 0.06	< 0.060 J-	< 0.84	< 0.84
1,2-Dibromoethane	0.005	0.05	< 0.36	< 0.36	< 0.36	NA	NA	NA	< 0.36	NA	< 0.36	NA	< 0.36	< 0.36	< 0.36	< 0.36	< 0.36	< 0.36	< 0.36	< 0.39	< 0.13	< 0.13	< 0.13	< 0.83	< 0.83
1,2-Dichlorobenzene	60	600	< 0.27	< 0.27	< 0.27	NA	NA	NA	< 0.27	NA	< 0.27	NA	< 0.27	< 0.27	< 0.27	< 0.27	< 0.27	< 0.27	< 0.27	< 0.33	< 0.076	< 0.076	< 0.076	< 0.71	< 0.71
1,2-Dichloroethane	0.5	5	< 0.28	< 0.28	< 0.28	NA	NA	NA	< 0.28	NA	< 0.28	NA	< 0.28	< 0.28	< 0.28	< 0.28	< 0.28	< 0.28	< 0.28	< 0.39	< 0.078	< 0.078	< 0.078	< 0.28	< 0.28
1,2-Dichloropropane	0.5	5	< 0.2	< 0.2	< 0.2	NA	NA	NA	< 0.2	NA	< 0.2	NA	< 0.2	< 0.2	< 0.2	< 0.2	< 0.20	< 0.20	< 0.20	< 0.43	< 0.10	< 0.1	< 0.10	< 0.28	< 0.28
1,2,3-Trichlorobenzene	NE	NE	< 0.24	< 0.24	< 0.24	NA	NA	NA	< 0.24	NA	< 0.24	NA	< 0.24	< 0.24	< 0.24	< 0.24	< 0.24	< 0.24	< 0.24	< 0.46	< 0.045	< 0.045	< 0.045	< 0.63	< 2.2
1,2,4-Trichlorobenzene	14	70	< 0.31	< 0.31	< 0.31	NA	NA	NA	< 0.31	NA	< 0.31	NA	< 0.31	< 0.31	< 0.31	< 0.31	< 0.31	< 0.31	< 0.31	< 0.34	< 0.077	< 0.077	< 0.077	< 0.95	< 0.95
1,3,5-Trimethylbenzene	96	480	< 0.18	< 0.18	< 0.18	NA	NA	NA	< 0.18	NA	< 0.18	NA	< 0.18	< 0.18	< 0.18	< 0.18	< 0.18	< 0.18	< 0.18	< 0.25	< 0.075	< 0.075	< 0.075 J-	< 0.87	< 0.87
2-Butanone	800	4000	NA	NA	NA	NA	NA	NA	NA	NA	NA	NA	NA	NA	NA	NA	NA	NA	NA	NA	< 3.0	< 3	< 3.0	< 2.9	< 2.9
2-Hexanone	NE	NE	NA	NA	NA	NA	NA	NA	NA	NA	NA	NA	NA	NA	NA	NA	NA	NA	NA	NA	< 0.95	< 0.95	< 0.95	< 2.5	< 5.2
4-Methyl-2-pentanone	50	500	NA	NA	NA	NA	NA	NA	NA	NA	NA	NA	NA	NA	NA	NA	NA	NA	NA	NA	< 0.77	< 0.77	< 0.77	< 1.5	< 4.6
Acetone	1800	9000	NA	NA	NA	NA	NA	NA	NA	NA	NA	NA	NA	NA	NA	NA	NA	NA	NA	NA	< 3.4	< 3.4	< 3.4	< 2.7	< 2.7
Benzene	0.5	5	< 0.074	< 0.074	< 0.074	NA	NA	NA	0.30 J	NA	< 0.074	NA	< 0.074	< 0.074	< 0.074	< 0.074	< 0.074	< 0.074	< 0.074	< 0.15	< 0.089	< 0.089	< 0.089	< 0.25	< 0.25
Bromodichloromethane	0.06	0.6	< 0.17	< 0.17	< 0.17	NA	NA	NA	< 0.17	NA	< 0.17	NA	< 0.17	< 0.17	< 0.17	< 0.17	< 0.17	< 0.17	< 0.17	< 0.37	< 0.077	< 0.077	< 0.077	< 0.36	< 0.36
Bromoform	0.44	4.4	< 0.28	< 0.28	< 0.28	NA	NA	NA	< 0.28	NA	< 0.28	NA	< 0.28	< 0.28	< 0.28	< 0.28	< 0.28	< 0.28	< 0.28	< 0.48	< 0.088	< 0.088	< 0.088	< 4.0	< 4.0
Bromomethane	1	10	< 0.31	< 0.31	< 0.31	NA	NA	NA	< 0.31	NA	< 0.31 *	NA	< 0.31	< 0.31	< 0.31	< 0.31	< 0.31	< 0.31	< 0.31	< 0.80	< 0.59	< 0.59	< 0.59	< 0.97	< 0.97
Carbon disulfide	200	1000	NA	NA	NA	NA	NA	NA	NA	NA	NA	NA	NA	NA	NA	NA	NA	NA	NA	NA	< 0.053	< 0.053	< 0.053	< 0.37	< 0.45
Carbon tetrachloride	0.5	5	< 0.26	< 0.26	< 0.26	NA	NA	NA	< 0.26	NA	< 0.26	NA	< 0.26	< 0.26	< 0.26	< 0.26	< 0.26	< 0.26	< 0.26	< 0.38	< 0.038	< 0.038	< 0.038	< 0.17	< 1.1
Chloroform	0.6	6	< 0.2	< 0.2	< 0.2	NA	NA	NA	< 0.2	NA	< 0.2	NA	< 0.2	< 0.2	< 0.2	< 0.2	< 0.20	< 0.20	< 0.20	< 0.37	< 0.062	< 0.062	< 0.062	< 1.3	< 1.3
Chloromethane	3	30	< 0.18	< 0.18	< 0.18	NA	NA	NA	< 0.18	NA	< 0.18	NA	< 0.18	< 0.18	< 0.18	< 0.18	< 0.18	< 0.18	< 0.18	< 0.32	0.79 BJ	0.58 J	< 0.35 U	< 2.2	< 2.2
cis-1,2-Dichloroethene	7	70	2.2	2.2	6.8	NA	NA	NA	***15***	NA	***7.7***	NA	6.2	4.0	1.2	< 0.12	< 0.12	< 0.12	< 0.12	< 0.41	< 0.11	< 0.11	< 0.11	< 0.27	< 0.27
Dichlorodifluoromethane	200	1000	< 0.2	< 0.2	< 0.2	NA	NA	NA	< 0.2	NA	< 0.2	NA	< 0.2	< 0.2	< 0.2	< 0.2	< 0.20	< 0.20	< 0.20	< 0.54	< 0.11	< 0.11	< 0.11	< 0.50	< 0.50
Ethylbenzene	140	700	< 0.13	< 0.13	< 0.13	NA	NA	NA	< 0.13	NA	< 0.13	NA	< 0.13	< 0.13	< 0.13	< 0.13	< 0.13	< 0.13	< 0.13	< 0.18	< 0.054	< 0.054	< 0.054	< 0.22	< 0.32
Isopropylbenzene	NE	NE	< 0.14	< 0.14	< 0.14	NA	NA	NA	< 0.14	NA	< 0.14	NA	< 0.14	< 0.14	< 0.14	< 0.14	< 0.14	< 0.14	< 0.14	< 0.39	< 0.081	< 0.081	< 0.081	< 0.39	< 1.7
m,p-Xylene	400	2000	NA	NA	NA	NA	NA	NA	NA	NA	NA	NA	NA	NA	NA	NA	NA	NA	NA	NA	< 0.057	< 0.057	< 0.057	< 0.47	< 0.47
Methyl tert-butyl ether	12	60	< 0.24	< 0.24	< 0.24	NA	NA	NA	< 0.24	NA	< 0.24	NA	< 0.24	< 0.24	< 0.24	< 0.24	< 0.24	< 0.24	< 0.24	< 0.39	< 0.14	< 0.14	< 0.14	< 1.2	< 1.2
Methylene chloride	0.5	5	< 0.68	< 0.68	< 0.68	NA	NA	NA	< 0.68	NA	< 0.68	NA	< 0.68	< 0.68	< 0.68	< 0.68	< 0.68	< 0.68	< 0.68	< 1.6	< 0.14	< 0.14	< 0.24 U	< 0.58	< 0.58
Naphthalene	10	100	< 0.16	< 0.16	< 0.16	NA	NA	NA	< 0.16	NA	< 0.16	NA	< 0.16	< 0.16	< 0.16	< 0.16	< 0.16	< 0.16	< 0.16	< 0.34	< 0.088	0.1 BJ	< 0.088	< 1.2	< 1.2
n-Butylbenzene	NE	NE	< 0.13	< 0.13	< 0.13	NA	NA	NA	< 0.13	NA	< 0.13	NA	< 0.13	< 0.13	< 0.13	< 0.13	< 0.13	< 0.13	< 0.13	< 0.39	< 0.14	< 0.14	< 0.14	< 0.71	< 0.71
n-Hexane	120	600	NA	NA	NA	NA	NA	NA	NA	NA	NA	NA	NA	NA	NA	NA	NA	NA	NA	NA	< 0.21	< 0.21	< 0.21	< 1.7	< 1.7
n-Propylbenzene	NE	NE	< 0.13	< 0.13	< 0.13	NA	NA	NA	< 0.13	NA	< 0.13	NA	< 0.13	< 0.13	< 0.13	< 0.13	< 0.13	< 0.13	< 0.13	< 0.41	< 0.10	< 0.1	< 0.10	< 0.81	< 0.81
o-Xylene	400	2000	NA	NA	NA	NA	NA	NA	NA	NA	NA	NA	NA	NA	NA	NA	NA	NA	NA	NA	< 0.058	< 0.058	< 0.058	< 0.26	< 0.26
p-Isopropyltoluene	NE	NE	< 0.17	< 0.17	< 0.17	NA	NA	NA	< 0.17	NA	< 0.17	NA	< 0.17	< 0.17	< 0.17	< 0.17	< 0.17	< 0.17	< 0.17	< 0.36	< 0.085	< 0.085	< 0.085 J-	< 0.80	< 0.80
sec-Butylbenzene	NE	NE	< 0.15	< 0.15	< 0.15	NA	NA	NA	< 0.15	NA	< 0.15	NA	< 0.15	< 0.15	< 0.15	< 0.15	< 0.15	< 0.15	< 0.15	< 0.40	< 0.13	< 0.13	< 0.13	< 0.85	< 0.85
Styrene	10	100	< 0.1	< 0.1	< 0.1	NA	NA	NA	< 0.1	NA	< 0.1	NA	< 0.1	< 0.1	< 0.1	< 0.1	< 0.10	< 0.10	< 0.10	< 0.39	< 0.065	< 0.065	< 0.065	< 0.47	< 3.0
tert-Butylbenzene	NE	NE	< 0.14	< 0.14	< 0.14	NA	NA	NA	< 0.14	NA	< 0.14	NA	< 0.14	< 0.14	< 0.14	< 0.14	< 0.14	< 0.14	< 0.14	< 0.40	< 0.12	< 0.12	< 0.12	< 0.30	< 0.30
Tetrachloroethene	0.5	5	***6.6***	***6.6***	***1.7***	NA	NA	NA	***1.3***	NA	***0.72 J***	NA	***0.95 J***	***0.63 J***	< 0.17	< 0.17	< 0.17	< 0.17	< 0.17	< 0.37	0.49 J	0.15 BJ	***0.5***	< 0.33	< 0.33 U
Toluene	160	800	< 0.11	< 0.11	< 0.11	NA	NA	NA	0.21 J	NA	< 0.11	NA	< 0.11	0.53	2.8	< 0.11	< 0.11	< 0.11	< 0.11	< 0.15	0.10 J	0.07 J	< 0.053	< 0.17	< 0.27
trans-1,2-Dichloroethene	20	100	< 0.25	< 0.25	< 0.25	NA	NA	NA	< 0.25	NA	< 0.25	NA	< 0.25	< 0.25	< 0.25	< 0.25	< 0.25	< 0.25	< 0.25	< 0.35	< 0.11	< 0.11	< 0.11	< 1.1	< 0.46
Trichloroethene	0.5	5	***1.1***	***1.2***	***1.1***	NA	NA	NA	0.40 J	NA	< 0.19	NA	< 0.19	< 0.19	0.31 J	***0.5***	< 0.19	< 0.19	< 0.19	< 0.16	< 0.062	< 0.062	< 0.062	< 0.26	< 0.26
Trichlorofluoromethane	698	3490	< 0.19	< 0.19	< 0.19	NA	NA	NA	< 0.19	NA	< 0.19	NA	< 0.19	< 0.19	< 0.19	< 0.19	< 1.0	< 1.0	< 1.0	< 1.0	< 0.50	< 0.5	< 0.13	< 0.21	< 0.21
Vinyl chloride	0.02	0.2	< 0.1	< 0.1	< 0.1	NA	NA	NA	< 0.1	NA	< 0.1	NA	< 0.1	< 0.1	< 0.1	< 0.1	< 0.10	< 0.10	< 0.10	< 0.20	< 0.16	< 0.16	< 0.16	< 0.17	< 0.17
Xylenes, Total	400	2000	< 0.068	< 0.068	< 0.068	NA	NA	NA	< 0.068	NA	< 0.068	NA	< 0.068	< 0.068	< 0.068	< 0.068	< 0.068	< 0.068	< 0.068	< 0.22	< 0.058	< 0.12	< 0.12	< 1.5	< 1.5
Total PCBs																									
Aroclor-1016	0.003	0.03	NA	NA	NA	NA	NA	NA	< 0.18	NA	NA	NA	NA	NA	NA	NA	NA	NA	NA	NA	NA	NA	NA	NA	NA
Aroclor-1232	0.003	0.03	NA	NA	NA	NA	NA	NA	< 0.096	NA	NA	NA	NA	NA	NA	NA	NA	NA	NA	NA	NA	NA	NA	NA	NA
Aroclor-1242	0.003	0.03	NA	NA	NA	NA	NA	NA	< 0.14	NA	NA	NA	NA	NA	NA	NA	NA	NA	NA	NA	NA	NA	NA	NA	NA
Aroclor-1248	0.003	0.03	NA	NA	NA	NA	NA	NA	< 0.11	NA	NA	NA	NA	NA	NA	NA	NA	NA	NA	NA	NA	NA	NA	NA	NA
Total Detected PCBs	0.003	0.03	NA	NA	NA	NA	NA	NA	ND	NA	NA	NA	NA	NA	NA	NA	NA	NA	NA	NA	NA	NA	NA	NA	NA
Dissolved PCBs																									
Aroclor-1016	0.003	0.03	NA	NA	NA	NA	NA	NA	NA	NA	NA	NA	NA	NA	NA	NA	NA	NA	NA	NA	NA	NA	NA	NA	NA
Aroclor-1232	0.003	0.03	NA	NA	NA	NA	NA	NA	NA	NA	NA	NA	NA	NA	NA	NA	NA	NA	NA	NA	NA	NA	NA	NA	NA
Aroclor-1242	0.003	0.03	NA	NA	NA	NA	NA	NA	NA	NA	NA	NA	NA	NA	NA	NA	NA	NA	NA	NA	NA	NA	NA	NA	NA
Aroclor-1248	0.003	0.03	NA	NA	NA	NA	NA	NA	NA	NA	NA	NA	NA	NA	NA	NA	NA	NA	NA	NA	NA	NA	NA	NA	NA
Total Detected PCBs	0.003	0.03	NA	NA	NA	NA	NA	NA	NA	NA	NA	NA	NA	NA	NA	NA	NA	NA	NA	NA	NA	NA	NA	NA	NA
Solids																									
Total Dissolved Solids (mg/L)	NE	NE	NA	NA	410	350	360	320	300	340	380	670	NA	NA	NA	NA	NA	NA	NA	NA	NA	NA	NA	NA	NA
Total Suspended Solids (TSS) (mg/L)	NE	NE	NA	NA	NA	NA	NA	NA	NA	NA	NA	NA	NA	NA	NA	NA	NA	NA	NA	NA	NA	NA	NA	NA	NA

Notes on Page 61.

Table 16: Groundwater Analytical Results Summary
Madison-Kipp Corporation
Madison, Wisconsin

WELL ID			MW-4S	MW-4S[3]	MW-4S	MW-4S	MW-4S	MW-4S	MW-4S	MW-4S	MW-4S	MW-4S	MW-4S	MW-4S[3]	MW-4S	MW-4S	MW-4S	MW-4S	MW-4S
SCREEN INTERVAL (feet bgs)	PREVENTIVE	ENFORCEMENT	35 - 50 ft	35 - 50 ft	35 - 50 ft	35 - 50 ft	35 - 50 ft	35 - 50 ft	35 - 50 ft	35 - 50 ft	35 - 50 ft	35 - 50 ft	35 - 50 ft	35 - 50 ft	35 - 50 ft	35 - 50 ft	35 - 50 ft	35 - 50 ft	35 - 50 ft
SAMPLE DATE	ACTION LIMIT	STANDARD	04/08/2010	04/08/2010	03/30/2011	04/10/2012	01/15/2013	04/18/2013	07/18/2013	10/08/2013	04/17/2014	10/17/2014	10/05/2017	04/04/2018	04/04/2018	10/11/2018	04/11/2019	10/11/2019	7/20/2020	10/14/2020
VOCs																				
1,1,1,2-Tetrachloroethane	7	70	< 0.25	< 0.25	< 0.25	< 0.31	< 0.25	< 0.25	< 0.25	< 0.25	< 0.25	< 0.25	NA	NA	NA	NA	NA	NA	NA	NA
1,1,1-Trichloroethane	40	200	< 0.5	< 0.5	< 0.5	< 0.26	< 0.2	< 0.2	< 0.2	< 0.2	< 0.20	< 0.20	NA	NA	NA	NA	NA	NA	NA	NA
1,1,2-Trichloroethane	0.5	5	< 0.25	< 0.25	< 0.25	< 0.3	< 0.28	< 0.28	< 0.28	< 0.28	< 0.28	< 0.28	NA	NA	NA	NA	NA	NA	NA	NA
1,1-Dichloroethene	0.7	7	< 0.5	< 0.5	< 0.5	< 0.29	< 0.31	< 0.31	< 0.31	< 0.31	< 0.31	< 0.31	NA	NA	NA	NA	NA	NA	NA	NA
1,2,4-Trimethylbenzene	96	480	< 0.2	< 0.2	< 0.2	< 0.22	< 0.14	< 0.14	< 0.14	< 0.14	< 0.14	< 0.14	NA	NA	NA	NA	NA	NA	NA	NA
1,2-Dibromoethane	0.005	0.05	< 0.2	< 0.2	< 0.2	< 0.45	< 0.36	< 0.36	< 0.36	< 0.36	< 0.36	< 0.36	NA	NA	NA	NA	NA	NA	NA	NA
1,2-Dichlorobenzene	60	600	< 0.2	< 0.2	< 0.2	< 0.21	< 0.27	< 0.27	< 0.27	< 0.27	< 0.27	< 0.27	NA	NA	NA	NA	NA	NA	NA	NA
1,2-Dichloroethane	0.5	5	< 0.5	< 0.5	< 0.5	< 0.28	< 0.28	< 0.28	< 0.28	< 0.28	< 0.28	< 0.28	NA	NA	NA	NA	NA	NA	NA	NA
1,2-Dichloropropane	0.5	5	< 0.5	< 0.5	< 0.5	< 0.36	< 0.2	< 0.2	< 0.2	< 0.2	< 0.20	< 0.20	NA	NA	NA	NA	NA	NA	NA	NA
1,2,3-Trichlorobenzene	NE	NE	< 0.25	< 0.25	< 0.25	< 0.36	< 0.24	< 0.24	< 0.24	< 0.24	< 0.24	< 0.24	NA	NA	NA	NA	NA	NA	NA	NA
1,2,4-Trichlorobenzene	14	70	< 0.25	< 0.25	< 0.25	< 0.22	< 0.31	< 0.31	< 0.31	< 0.31	< 0.31	< 0.31	NA	NA	NA	NA	NA	NA	NA	NA
1,3,5-Trimethylbenzene	96	480	< 0.2	< 0.2	< 0.2	< 0.23	< 0.18	< 0.18	< 0.18	< 0.18	< 0.18	< 0.18	NA	NA	NA	NA	NA	NA	NA	NA
2-Butanone	800	4000	NA	NA	NA	NA	NA	NA	NA	NA	NA	NA	NA	NA	NA	NA	NA	NA	NA	NA
2-Hexanone	NE	NE	NA	NA	NA	NA	NA	NA	NA	NA	NA	NA	NA	NA	NA	NA	NA	NA	NA	NA
4-Methyl-2-pentanone	50	500	NA	NA	NA	NA	NA	NA	NA	NA	NA	NA	NA	NA	NA	NA	NA	NA	NA	NA
Acetone	1800	9000	NA	NA	NA	NA	NA	NA	NA	NA	NA	NA	NA	NA	NA	NA	NA	NA	NA	NA
Benzene	0.5	5	< 0.2	< 0.2	< 0.2	< 0.12	< 0.074	< 0.074	< 0.074	< 0.074	< 0.074	< 0.074	NA	NA	NA	NA	NA	NA	NA	NA
Bromodichloromethane	0.06	0.6	< 0.2	< 0.2	< 0.2	< 0.23	< 0.17	< 0.17	< 0.17	< 0.17	< 0.17	< 0.17	NA	NA	NA	NA	NA	NA	NA	NA
Bromoform	0.44	4.4	< 0.2	< 0.2	< 0.2	< 0.45	< 0.28	< 0.28	< 0.28	< 0.28	< 0.28	< 0.28	NA	NA	NA	NA	NA	NA	NA	NA
Bromomethane	1	10	< 0.5	< 0.5	< 0.5	< 0.49	< 0.31	< 0.31	< 0.31	< 0.31	< 0.31	< 0.31 *	NA	NA	NA	NA	NA	NA	NA	NA
Carbon disulfide	200	1000	NA	NA	NA	NA	NA	NA	NA	NA	NA	NA	NA	NA	NA	NA	NA	NA	NA	NA
Carbon tetrachloride	0.5	5	< 0.8	< 0.8	< 0.8	< 0.28	< 0.26	< 0.26	< 0.26	< 0.26	< 0.26	< 0.26	NA	NA	NA	NA	NA	NA	NA	NA
Chloroform	0.6	6	< 0.2	< 0.2	< 0.2	< 0.25	< 0.2	< 0.2	< 0.2	< 0.2	< 0.20	< 0.20	NA	NA	NA	NA	NA	NA	NA	NA
Chloromethane	3	30	< 0.3	< 0.3	< 0.3	< 0.24	< 0.18	< 0.18	< 0.18	< 0.18	< 0.18	< 0.18	NA	NA	NA	NA	NA	NA	NA	NA
cis-1,2-Dichloroethene	7	70	< 0.5	< 0.5	< 0.5	< 0.22	< 0.12	< 0.12	< 0.12	< 0.12	< 0.12	< 0.12	NA	NA	NA	NA	NA	NA	NA	NA
Dichlorodifluoromethane	200	1000	< 0.5	< 0.5	< 0.5	< 0.26	< 0.2	< 0.2	< 0.2	< 0.2	< 0.20	< 0.20	NA	NA	NA	NA	NA	NA	NA	NA
Ethylbenzene	140	700	< 0.5	< 0.5	< 0.5	< 0.14	< 0.13	< 0.13	< 0.13	< 0.13	< 0.13	< 0.13	NA	NA	NA	NA	NA	NA	NA	NA
Isopropylbenzene	NE	NE	< 0.2	< 0.2	< 0.2	< 0.21	< 0.14	< 0.14	< 0.14	< 0.14	< 0.14	< 0.14	NA	NA	NA	NA	NA	NA	NA	NA
m,p-Xylene	400	2000	NA	NA	NA	NA	NA	NA	NA	NA	NA	NA	NA	NA	NA	NA	NA	NA	NA	NA
Methyl tert-butyl ether	12	60	< 0.5	< 0.5	< 0.5	< 0.28	< 0.24	< 0.24	< 0.24	< 0.24	< 0.24	< 0.24 *	NA	NA	NA	NA	NA	NA	NA	NA
Methylene chloride	0.5	5	< 1	< 1	< 1	< 0.63	< 0.68	< 0.68	< 0.68	< 0.68	< 0.68	< 0.68	NA	NA	NA	NA	NA	NA	NA	NA
Naphthalene	10	100	1.4	1.4	< 0.25	< 0.24	< 0.16	< 0.16	< 0.16	< 0.16	< 0.16	< 0.16	NA	NA	NA	NA	NA	NA	NA	NA
n-Butylbenzene	NE	NE	< 0.2	< 0.2	< 0.2	< 0.21	< 0.13	< 0.13	< 0.13	< 0.13	< 0.13	< 0.13	NA	NA	NA	NA	NA	NA	NA	NA
n-Hexane	120	600	NA	NA	NA	NA	NA	NA	NA	NA	NA	NA	NA	NA	NA	NA	NA	NA	NA	NA
n-Propylbenzene	NE	NE	< 0.5	< 0.5	< 0.5	< 0.19	< 0.13	< 0.13	< 0.13	< 0.13	< 0.13	< 0.13	NA	NA	NA	NA	NA	NA	NA	NA
o-Xylene	400	2000	NA	NA	NA	NA	NA	NA	NA	NA	NA	NA	NA	NA	NA	NA	NA	NA	NA	NA
p-Isopropyltoluene	NE	NE	< 0.2	< 0.2	< 0.2	< 0.24	< 0.17	< 0.17	< 0.17	< 0.17	< 0.17	< 0.17	NA	NA	NA	NA	NA	NA	NA	NA
sec-Butylbenzene	NE	NE	< 0.25	< 0.25	< 0.25	< 0.19	< 0.15	< 0.15	< 0.15	< 0.15	< 0.15	< 0.15	NA	NA	NA	NA	NA	NA	NA	NA
Styrene	10	100	< 0.5	< 0.5	< 0.5	< 0.26	< 0.1	< 0.1	< 0.1	< 0.1	< 0.10	< 0.10	NA	NA	NA	NA	NA	NA	NA	NA
tert-Butylbenzene	NE	NE	< 0.2	< 0.2	< 0.2	< 0.24	< 0.14	< 0.14	< 0.14	< 0.14	< 0.14	< 0.14	NA	NA	NA	NA	NA	NA	NA	NA
Tetrachloroethene	0.5	5	***1.5***	***1.7***	***1.6***	***0.96 J***	***1.4***	***1.8***	***0.90 J***	***1.2***	***1.9***	***1.4***	NA	NA	NA	NA	NA	NA	NA	NA
Toluene	160	800	< 0.5	< 0.5	< 0.5	0.20 J	< 0.11	< 0.11	0.26 J	< 0.11	< 0.11	< 0.11	NA	NA	NA	NA	NA	NA	NA	NA
trans-1,2-Dichloroethene	20	100	< 0.5	< 0.5	< 0.5	< 0.27	< 0.25	< 0.25	< 0.25	< 0.25	< 0.25	< 0.25	NA	NA	NA	NA	NA	NA	NA	NA
Trichloroethene	0.5	5	< 0.2	< 0.2	< 0.2	< 0.18	< 0.19	< 0.19	< 0.19	< 0.19	< 0.19	< 0.19	NA	NA	NA	NA	NA	NA	NA	NA
Trichlorofluoromethane	698	3490	< 2	< 2	< 2	< 0.22	< 0.19	< 0.19	< 0.19	< 0.19	< 1.0	< 1.0	NA	NA	NA	NA	NA	NA	NA	NA
Vinyl chloride	0.02	0.2	< 0.2	< 0.2	< 0.2	< 0.13	< 0.1	< 0.1	< 0.1	< 0.1	< 0.10	< 0.10	NA	NA	NA	NA	NA	NA	NA	NA
Xylenes, Total	400	2000	< 0.5	< 0.5	< 0.5	< 0.3	< 0.068	< 0.068	0.28 J	< 0.068	< 0.068	< 0.068	NA	NA	NA	NA	NA	NA	NA	NA
Total PCBs																				
Aroclor-1016	0.003	0.03	NA	NA	NA	NA	< 0.17	NA	NA	NA	NA	NA	< 0.035	< 0.035	< 0.035	< 0.0072	< 0.0072	< 0.0072	< 0.0072 J-	< 0.0072
Aroclor-1232	0.003	0.03	NA	NA	NA	NA	< 0.091	NA	NA	NA	NA	NA	< 0.037	< 0.037	< 0.037	< 0.0042	< 0.0042	< 0.0042	< 0.0042 J-	< 0.0042
Aroclor-1242	0.003	0.03	NA	NA	NA	NA	< 0.13	NA	NA	NA	NA	NA	< 0.038	< 0.038	< 0.038	< 0.013	< 0.013	< 0.013	< 0.013 J-	< 0.013
Aroclor-1248	0.003	0.03	NA	NA	NA	NA	< 0.11	NA	NA	NA	NA	NA	< 0.02	< 0.020	< 0.020	< 0.011	< 0.011	< 0.011	< 0.011 J-	< 0.011
Total Detected PCBs	0.003	0.03	NA	NA	NA	NA	ND	NA	NA	NA	NA	NA	ND	ND	ND	ND	ND	ND	ND	ND
Dissolved PCBs																				
Aroclor-1016	0.003	0.03	NA	NA	NA	NA	NA	NA	NA	NA	NA	NA	NA	NA	NA	NA	NA	NA	NA	NA
Aroclor-1232	0.003	0.03	NA	NA	NA	NA	NA	NA	NA	NA	NA	NA	NA	NA	NA	NA	NA	NA	NA	NA
Aroclor-1242	0.003	0.03	NA	NA	NA	NA	NA	NA	NA	NA	NA	NA	NA	NA	NA	NA	NA	NA	NA	NA
Aroclor-1248	0.003	0.03	NA	NA	NA	NA	NA	NA	NA	NA	NA	NA	NA	NA	NA	NA	NA	NA	NA	NA
Total Detected PCBs	0.003	0.03	NA	NA	NA	NA	NA	NA	NA	NA	NA	NA	NA	NA	NA	NA	NA	NA	NA	NA
Solids																				
Total Dissolved Solids (mg/L)	NE	NE	NA	NA	NA	NA	NA	NA	NA	NA	NA	NA	3750	2960	2910	1750	2260	2150	1990	2150
Total Suspended Solids (TSS) (mg/L)	NE	NE	NA	NA	NA	NA	NA	NA	NA	NA	NA	NA	< 0.95	< 0.95	1.0 J	< 2.0	1.6 J	< 0.95	1.0 J	2.0

Notes on Page 61.

Table 16: Groundwater Analytical Results Summary
Madison-Kipp Corporation
Madison, Wisconsin

WELL ID			MW-4D	MW-4D	MW-4D	MW-4D	MW-4D	MW-4D	MW-4D	MW-4D	MW-4D	MW-4D	MW-4D	MW-4D	MW-4D	MW-4D[3]	MW-4D	MW-4D	MW-4D[3]	MW-4D
SCREEN INTERVAL (feet bgs)	PREVENTIVE	ENFORCEMENT	65 - 70 ft	65 - 70 ft	65 - 70 ft	65 - 70 ft	65 - 70 ft	65 - 70 ft	65 - 70 ft	65 - 70 ft	65 - 70 ft	65 - 70 ft	65 - 70 ft	65 - 70 ft	65 - 70 ft	65 - 70 ft	65 - 70 ft	65 - 70 ft	65 - 70 ft	65 - 70 ft
SAMPLE DATE	ACTION LIMIT	STANDARD	04/08/2010	03/30/2011	04/10/2012	01/16/2013	04/18/2013	07/17/2013	10/08/2013	04/17/2014	10/17/2014	10/12/2017	04/04/2018	10/11/2018	04/11/2019	04/11/2019	10/11/2019	7/20/2020	7/20/2020	10/14/2020
VOCs																				
1,1,1,2-Tetrachloroethane	7	70	< 0.25	< 0.25	< 0.31	< 0.25	< 0.25	< 0.25	< 0.25	< 0.25	< 0.25	NA	NA	NA	NA	NA	NA	NA	NA	NA
1,1,1-Trichloroethane	40	200	< 0.5	< 0.5	< 0.26	< 0.2	< 0.2	< 0.2	< 0.2	< 0.20	< 0.20	NA	NA	NA	NA	NA	NA	NA	NA	NA
1,1,2-Trichloroethane	0.5	5	< 0.25	< 0.25	< 0.3	< 0.28	< 0.28	< 0.28	< 0.28	< 0.28	< 0.28	NA	NA	NA	NA	NA	NA	NA	NA	NA
1,1-Dichloroethene	0.7	7	< 0.5	< 0.5	< 0.29	< 0.31	< 0.31	< 0.31	< 0.31	< 0.31	< 0.31	NA	NA	NA	NA	NA	NA	NA	NA	NA
1,2,4-Trimethylbenzene	96	480	< 0.2	< 0.2	< 0.22	< 0.14	< 0.14	< 0.14	< 0.14	< 0.14	< 0.14	NA	NA	NA	NA	NA	NA	NA	NA	NA
1,2-Dibromoethane	0.005	0.05	< 0.2	< 0.2	< 0.45	< 0.36	< 0.36	< 0.36	< 0.36	< 0.36	< 0.36	NA	NA	NA	NA	NA	NA	NA	NA	NA
1,2-Dichlorobenzene	60	600	< 0.2	< 0.2	< 0.21	< 0.27	< 0.27	< 0.27	< 0.27	< 0.27	< 0.27	NA	NA	NA	NA	NA	NA	NA	NA	NA
1,2-Dichloroethane	0.5	5	< 0.5	< 0.5	< 0.28	< 0.28	< 0.28	< 0.28	< 0.28	< 0.28	< 0.28	NA	NA	NA	NA	NA	NA	NA	NA	NA
1,2-Dichloropropane	0.5	5	< 0.5	< 0.5	< 0.36	< 0.2	< 0.2	< 0.2	< 0.2	< 0.20	< 0.20	NA	NA	NA	NA	NA	NA	NA	NA	NA
1,2,3-Trichlorobenzene	NE	NE	< 0.25	< 0.25	< 0.36	< 0.24	< 0.24	< 0.24	< 0.24	< 0.24	< 0.24	NA	NA	NA	NA	NA	NA	NA	NA	NA
1,2,4-Trichlorobenzene	14	70	< 0.25	< 0.25	< 0.22	< 0.31	< 0.31	< 0.31	< 0.31	< 0.31	< 0.31	NA	NA	NA	NA	NA	NA	NA	NA	NA
1,3,5-Trimethylbenzene	96	480	< 0.2	< 0.2	< 0.23	< 0.18	< 0.18	< 0.18	< 0.18	< 0.18	< 0.18	NA	NA	NA	NA	NA	NA	NA	NA	NA
2-Butanone	800	4000	NA	NA	NA	NA	NA	NA	NA	NA	NA	NA	NA	NA	NA	NA	NA	NA	NA	NA
2-Hexanone	NE	NE	NA	NA	NA	NA	NA	NA	NA	NA	NA	NA	NA	NA	NA	NA	NA	NA	NA	NA
4-Methyl-2-pentanone	50	500	NA	NA	NA	NA	NA	NA	NA	NA	NA	NA	NA	NA	NA	NA	NA	NA	NA	NA
Acetone	1800	9000	NA	NA	NA	NA	NA	NA	NA	NA	NA	NA	NA	NA	NA	NA	NA	NA	NA	NA
Benzene	0.5	5	< 0.2	< 0.2	< 0.12	< 0.074	< 0.074	< 0.074	< 0.074	< 0.074	< 0.074	NA	NA	NA	NA	NA	NA	NA	NA	NA
Bromodichloromethane	0.06	0.6	< 0.2	< 0.2	< 0.23	< 0.17	< 0.17	< 0.17	< 0.17	< 0.17	< 0.17	NA	NA	NA	NA	NA	NA	NA	NA	NA
Bromoform	0.44	4.4	< 0.2	< 0.2	< 0.45	< 0.28	< 0.28	< 0.28	< 0.28	< 0.28	< 0.28	NA	NA	NA	NA	NA	NA	NA	NA	NA
Bromomethane	1	10	< 0.5	< 0.5	< 0.49	< 0.31	< 0.31	< 0.31	< 0.31	< 0.31	< 0.31 *	NA	NA	NA	NA	NA	NA	NA	NA	NA
Carbon disulfide	200	1000	NA	NA	NA	NA	NA	NA	NA	NA	NA	NA	NA	NA	NA	NA	NA	NA	NA	NA
Carbon tetrachloride	0.5	5	< 0.8	< 0.8	< 0.28	< 0.26	< 0.26	< 0.26	< 0.26	< 0.26	< 0.26	NA	NA	NA	NA	NA	NA	NA	NA	NA
Chloroform	0.6	6	< 0.2	< 0.2	< 0.25	< 0.2	< 0.2	< 0.2	< 0.2	< 0.20	< 0.20	NA	NA	NA	NA	NA	NA	NA	NA	NA
Chloromethane	3	30	< 0.3	< 0.3	< 0.24	< 0.18	< 0.18	< 0.18	< 0.18	< 0.18	< 0.18	NA	NA	NA	NA	NA	NA	NA	NA	NA
cis-1,2-Dichloroethene	7	70	< 0.5	< 0.5	< 0.22	< 0.12	< 0.12	< 0.12	< 0.12	< 0.12	< 0.12	NA	NA	NA	NA	NA	NA	NA	NA	NA
Dichlorodifluoromethane	200	1000	< 0.5	< 0.5	< 0.26	< 0.2	< 0.2	< 0.2	< 0.2	< 0.20	< 0.20	NA	NA	NA	NA	NA	NA	NA	NA	NA
Ethylbenzene	140	700	< 0.5	< 0.5	< 0.14	< 0.13	< 0.13	< 0.13	< 0.13	< 0.13	< 0.13	NA	NA	NA	NA	NA	NA	NA	NA	NA
Isopropylbenzene	NE	NE	< 0.2	< 0.2	< 0.21	< 0.14	< 0.14	< 0.14	< 0.14	< 0.14	< 0.14	NA	NA	NA	NA	NA	NA	NA	NA	NA
m,p-Xylene	400	2000	NA	NA	NA	NA	NA	NA	NA	NA	NA	NA	NA	NA	NA	NA	NA	NA	NA	NA
Methyl tert-butyl ether	12	60	< 0.5	< 0.5	< 0.28	< 0.24	< 0.24	< 0.24	< 0.24	< 0.24	< 0.24 *	NA	NA	NA	NA	NA	NA	NA	NA	NA
Methylene chloride	0.5	5	< 1	< 1	< 0.63	< 0.68	< 0.68	< 0.68	< 0.68	< 0.68	< 0.68	NA	NA	NA	NA	NA	NA	NA	NA	NA
Naphthalene	10	100	< 0.25	< 0.25	< 0.24	< 0.16	< 0.16	< 0.16	< 0.16	< 0.16	< 0.16	NA	NA	NA	NA	NA	NA	NA	NA	NA
n-Butylbenzene	NE	NE	< 0.2	< 0.2	< 0.21	< 0.13	< 0.13	< 0.13	< 0.13	< 0.13	< 0.13	NA	NA	NA	NA	NA	NA	NA	NA	NA
n-Hexane	120	600	NA	NA	NA	NA	NA	NA	NA	NA	NA	NA	NA	NA	NA	NA	NA	NA	NA	NA
n-Propylbenzene	NE	NE	< 0.5	< 0.5	< 0.19	< 0.13	< 0.13	< 0.13	< 0.13	< 0.13	< 0.13	NA	NA	NA	NA	NA	NA	NA	NA	NA
o-Xylene	400	2000	NA	NA	NA	NA	NA	NA	NA	NA	NA	NA	NA	NA	NA	NA	NA	NA	NA	NA
p-Isopropyltoluene	NE	NE	< 0.2	< 0.2	< 0.24	< 0.17	< 0.17	< 0.17	< 0.17	< 0.17	< 0.17	NA	NA	NA	NA	NA	NA	NA	NA	NA
sec-Butylbenzene	NE	NE	< 0.25	< 0.25	< 0.19	< 0.15	< 0.15	< 0.15	< 0.15	< 0.15	< 0.15	NA	NA	NA	NA	NA	NA	NA	NA	NA
Styrene	10	100	< 0.5	< 0.5	< 0.26	< 0.1	< 0.1	< 0.1	< 0.1	< 0.10	< 0.10	NA	NA	NA	NA	NA	NA	NA	NA	NA
tert-Butylbenzene	NE	NE	< 0.2	< 0.2	< 0.24	< 0.14	< 0.14	< 0.14	< 0.14	< 0.14	< 0.14	NA	NA	NA	NA	NA	NA	NA	NA	NA
Tetrachloroethene	0.5	5	***0.9***	***0.7***	< 0.22	< 0.17	***0.51 J***	< 0.17	< 0.17	***0.58 J***	< 0.17	NA	NA	NA	NA	NA	NA	NA	NA	NA
Toluene	160	800	< 0.5	< 0.5	< 0.15	< 0.11	< 0.11	0.36 J	< 0.11	< 0.11	< 0.11	NA	NA	NA	NA	NA	NA	NA	NA	NA
trans-1,2-Dichloroethene	20	100	< 0.5	< 0.5	< 0.27	< 0.25	< 0.25	< 0.25	< 0.25	< 0.25	< 0.25	NA	NA	NA	NA	NA	NA	NA	NA	NA
Trichloroethene	0.5	5	< 0.2	< 0.2	< 0.18	< 0.19	< 0.19	< 0.19	< 0.19	< 0.19	< 0.19	NA	NA	NA	NA	NA	NA	NA	NA	NA
Trichlorofluoromethane	698	3490	< 2	< 2	< 0.22	< 0.19	< 0.19	< 0.19	< 0.19	< 1.0	< 1.0	NA	NA	NA	NA	NA	NA	NA	NA	NA
Vinyl chloride	0.02	0.2	< 0.2	< 0.2	< 0.13	< 0.1	< 0.1	< 0.1	< 0.1	< 0.10	< 0.10	NA	NA	NA	NA	NA	NA	NA	NA	NA
Xylenes, Total	400	2000	< 0.5	< 0.5	< 0.3	< 0.068	< 0.068	< 0.068	< 0.068	< 0.068	< 0.068	NA	NA	NA	NA	NA	NA	NA	NA	NA
Total PCBs																				
Aroclor-1016	0.003	0.03	NA	NA	NA	< 0.17	NA	NA	NA	NA	NA	< 0.035	< 0.035	< 0.0072	< 0.0072	< 0.0072	< 0.0072	< 0.0072 J-	< 0.0072 J-	< 0.0072
Aroclor-1232	0.003	0.03	NA	NA	NA	< 0.093	NA	NA	NA	NA	NA	< 0.037	< 0.037	< 0.0042	< 0.0042	< 0.0042	< 0.0042	< 0.0042 J-	< 0.0042 J-	< 0.0042
Aroclor-1242	0.003	0.03	NA	NA	NA	< 0.13	NA	NA	NA	NA	NA	< 0.038	< 0.038	< 0.013	< 0.013	< 0.013	< 0.013	< 0.013 J-	< 0.013 J-	< 0.013
Aroclor-1248	0.003	0.03	NA	NA	NA	< 0.11	NA	NA	NA	NA	NA	< 0.02	< 0.020	< 0.011	< 0.011	< 0.011	< 0.011	< 0.011 J-	< 0.011 J-	< 0.011
Total Detected PCBs	0.003	0.03	NA	NA	NA	ND	NA	NA	NA	NA	NA	ND	ND	ND	ND	ND	ND	ND	ND	ND
Dissolved PCBs																				
Aroclor-1016	0.003	0.03	NA	NA	NA	NA	NA	NA	NA	NA	NA	NA	NA	NA	NA	NA	NA	NA	NA	NA
Aroclor-1232	0.003	0.03	NA	NA	NA	NA	NA	NA	NA	NA	NA	NA	NA	NA	NA	NA	NA	NA	NA	NA
Aroclor-1242	0.003	0.03	NA	NA	NA	NA	NA	NA	NA	NA	NA	NA	NA	NA	NA	NA	NA	NA	NA	NA
Aroclor-1248	0.003	0.03	NA	NA	NA	NA	NA	NA	NA	NA	NA	NA	NA	NA	NA	NA	NA	NA	NA	NA
Total Detected PCBs	0.003	0.03	NA	NA	NA	NA	NA	NA	NA	NA	NA	NA	NA	NA	NA	NA	NA	NA	NA	NA
Solids																				
Total Dissolved Solids (mg/L)	NE	NE	NA	NA	NA	NA	NA	NA	NA	NA	NA	672	714	600	894	820	944	1260	1180	1190
Total Suspended Solids (TSS) (mg/L)	NE	NE	NA	NA	NA	NA	NA	NA	NA	NA	NA	5.6	1.2 J	< 2.0	1.4 J	< 0.95	< 0.95	2.2	1.8 J	1.2 J

Notes on Page 61.

Table 16: Groundwater Analytical Results Summary
Madison-Kipp Corporation
Madison, Wisconsin

WELL ID			MW-4D2	MW-4D2	MW-4D2	MW-4D2	MW-4D2	MW-4D2	MW-4D2	MW-4D2	MW-4D2	MW-4D2	MW-4D2	MW-4D2	MW-4D2	MW-4D2	MW-4D2	MW-4D2	MW-4D2	MW-4D2	MW-4D2	MW-4D2	MW-4D2
SCREEN INTERVAL (feet bgs)	PREVENTIVE	ENFORCEMENT	91 - 96 ft	91 - 96 ft	91 - 96 ft	91 - 96 ft	91 - 96 ft	91 - 96 ft	91 - 96 ft	91 - 96 ft	91 - 96 ft	91 - 96 ft	91 - 96 ft	91 - 96 ft	91 - 96 ft	91 - 96 ft	91 - 96 ft	91 - 96 ft	91 - 96 ft	91 - 96 ft	91 - 96 ft	91 - 96 ft	91 - 96 ft
SAMPLE DATE	ACTION LIMIT	STANDARD	03/30/2011	04/10/2012	01/16/2013	04/18/2013	07/18/2013	10/07/2013	04/17/2014	10/17/2014	10/21/2015	01/22/2016	04/20/2016	07/19/2016	07/19/2016[3]	10/12/2016	1/19/2017	04/11/2017	10/05/2017	04/04/2018	10/11/2018	04/11/2019	10/11/2019	10/14/2020
VOCs																							
1,1,1,2-Tetrachloroethane	7	70	< 0.25	< 0.31	< 0.25	< 0.25	< 0.25	< 0.25	< 0.25	< 0.25	< 0.46	< 0.11	< 0.11	< 0.11	< 0.11	< 0.11	< 0.11	< 0.11	< 0.11	< 0.11	< 0.11	< 0.27	< 0.27	< 0.27
1,1,1-Trichloroethane	40	200	< 0.5	< 0.26	< 0.2	< 0.2	< 0.2	< 0.2	< 0.20	< 0.20	< 0.38	< 0.10	0.13 J	0.17 J	0.18 J	0.27 J	0.24 J	0.30 J	< 0.1	0.38 J	< 0.10	< 0.24	< 0.24	< 0.24
1,1,2-Trichloroethane	0.5	5	< 0.25	< 0.3	< 0.28	< 0.28	< 0.28	< 0.28	< 0.28	< 0.28	< 0.35	< 0.10	< 0.10	< 0.10	< 0.10	< 0.10	< 0.10	< 0.10	< 0.1	< 0.10	< 0.10	< 0.55	< 0.55	< 0.55
1,1-Dichloroethene	0.7	7	< 0.5	< 0.29	< 0.31	< 0.31	< 0.31	< 0.31	< 0.31	< 0.31	< 0.39	< 0.14	< 0.14	< 0.14	< 0.14	< 0.14	< 0.14	< 0.14	< 0.14	0.17 J	< 0.14	< 0.24	< 0.24	< 0.24
1,2,4-Trimethylbenzene	96	480	< 0.2	< 0.22	< 0.14	< 0.14	< 0.14	< 0.14	< 0.14	< 0.14	< 0.36	< 0.060	< 0.060	< 0.060	< 0.060	< 0.060	< 0.060	< 0.060	< 0.06	< 0.060	< 0.060	< 0.84	< 0.84	< 0.84
1,2-Dibromoethane	0.005	0.05	< 0.2	< 0.45	< 0.36	< 0.36	< 0.36	< 0.36	< 0.36	< 0.36	< 0.39	< 0.13	< 0.13	< 0.13	< 0.13	< 0.13	< 0.13	< 0.13	< 0.13	< 0.13	< 0.13	< 0.83	< 0.83	< 0.83
1,2-Dichlorobenzene	60	600	< 0.2	< 0.21	< 0.27	< 0.27	< 0.27	< 0.27	< 0.27	< 0.27	< 0.33	< 0.076	< 0.076	< 0.076	< 0.076	< 0.076	< 0.076	< 0.076	< 0.076	< 0.076	< 0.076	< 0.71	< 0.71	< 0.71
1,2-Dichloroethane	0.5	5	< 0.5	< 0.28	< 0.28	< 0.28	< 0.28	< 0.28	< 0.28	< 0.28	< 0.39	< 0.078	< 0.078	< 0.078	< 0.078	< 0.078	< 0.078	< 0.078	< 0.078	< 0.078	< 0.078	< 0.28	< 0.28	< 0.28
1,2-Dichloropropane	0.5	5	< 0.5	< 0.36	< 0.2	< 0.2	< 0.2	< 0.2	< 0.20	< 0.20	< 0.43	< 0.10	< 0.10	< 0.10	< 0.10	< 0.10	< 0.10	< 0.10	< 0.1	< 0.10	< 0.10	< 0.28	< 0.28	< 0.28
1,2,3-Trichlorobenzene	NE	NE	< 0.25	< 0.36	< 0.24	< 0.24	< 0.24	< 0.24	< 0.24	< 0.24	< 0.46	< 0.045	< 0.045	< 0.045	< 0.045	< 0.045	< 0.045	< 0.045	< 0.045	< 0.045	< 0.045	< 0.63	< 0.63	< 2.2
1,2,4-Trichlorobenzene	14	70	< 0.25	< 0.22	< 0.31	< 0.31	< 0.31	< 0.31	< 0.31	< 0.31	< 0.34	< 0.077	< 0.077	< 0.077	< 0.077	< 0.077	< 0.077	< 0.077	< 0.077	< 0.077	< 0.077	< 0.95	< 0.95	< 0.95
1,3,5-Trimethylbenzene	96	480	< 0.2	< 0.23	< 0.18	< 0.18	< 0.18	< 0.18	< 0.18	< 0.18	< 0.25	< 0.075	< 0.075	< 0.075	< 0.075	< 0.075	< 0.075	< 0.075	< 0.075	< 0.075	< 0.075	< 0.87	< 0.87	< 0.87
2-Butanone	800	4000	NA	NA	NA	NA	NA	NA	NA	NA	NA	< 3.0	< 3.0	< 3.0	< 3.0	< 3.0	< 3.0	< 3.0	< 3	< 3.0	< 3.0	< 2.9	< 2.9	< 2.9
2-Hexanone	NE	NE	NA	NA	NA	NA	NA	NA	NA	NA	NA	< 0.95	< 0.95	< 0.95	< 0.95	< 0.95	< 0.95	< 0.95	< 0.95	< 0.95	< 0.95	< 2.5	< 2.5	< 5.2
4-Methyl-2-pentanone	50	500	NA	NA	NA	NA	NA	NA	NA	NA	NA	< 0.77	< 0.77	< 0.77	< 0.77	< 0.77	< 0.77	< 0.77	< 0.77	< 0.77	< 0.77	< 1.5	< 1.5	< 4.6
Acetone	1800	9000	NA	NA	NA	NA	NA	NA	NA	NA	NA	< 3.4	< 3.4	< 3.4	< 3.4	< 3.4	< 3.4	< 3.4	< 3.4	< 3.4	< 3.4	< 2.7	< 2.7	< 2.7
Benzene	0.5	5	< 0.2	< 0.12	< 0.074	< 0.074	< 0.074	< 0.074	< 0.074	< 0.074	< 0.15	< 0.089	< 0.089	< 0.089	< 0.089	0.34 J	< 0.089	< 0.089	< 0.089	< 0.089	< 0.089	< 0.25	< 0.25	< 0.25
Bromodichloromethane	0.06	0.6	< 0.2	< 0.23	< 0.17	< 0.17	< 0.17	< 0.17	< 0.17	< 0.17	< 0.37	< 0.077	< 0.077	< 0.077	< 0.077	< 0.077	< 0.077	< 0.077	< 0.077	< 0.077	< 0.077	< 0.36	< 0.36	< 0.36
Bromoform	0.44	4.4	< 0.2	< 0.45	< 0.28	< 0.28	< 0.28	< 0.28	< 0.28	< 0.28	< 0.48	< 0.088	< 0.088	< 0.088	< 0.088	< 0.088	< 0.088	< 0.088	< 0.088	< 0.088	< 0.088	< 4.0	< 4.0	< 4.0
Bromomethane	1	10	< 0.5	< 0.49	< 0.31	< 0.31	< 0.31	< 0.31	< 0.31	< 0.31 *	< 0.80	< 0.59	< 0.59	< 0.59	< 0.59	< 0.59	< 0.59	< 0.59	< 0.59	< 0.59	< 1.1 U	< 0.97	< 0.97	< 0.97
Carbon disulfide	200	1000	NA	NA	NA	NA	NA	NA	NA	NA	NA	< 0.053	< 0.053	< 0.053	< 0.053	< 0.053	< 0.053	< 0.053	< 0.053	< 0.053	< 0.053	< 0.37	< 0.37	< 0.45
Carbon tetrachloride	0.5	5	< 0.8	< 0.28	< 0.26	< 0.26	< 0.26	< 0.26	< 0.26	< 0.26	< 0.38	< 0.038	< 0.038	< 0.038	< 0.038	< 0.038	< 0.038	< 0.038	< 0.038	< 0.038	< 0.038	< 0.17	< 0.17	< 1.1
Chloroform	0.6	6	< 0.2	< 0.25	< 0.2	< 0.2	< 0.2	< 0.2	< 0.20	< 0.20	< 0.37	< 0.062	< 0.062	< 0.062	< 0.062	< 0.062	< 0.062	< 0.062	< 0.062	< 0.062	< 0.062	< 1.3	< 1.3	< 1.3
Chloromethane	3	30	< 0.3	< 0.24	< 0.18	< 0.18	< 0.18	< 0.18	< 0.18	< 0.18	< 0.32	< 0.16	< 0.16	0.20 J	0.18 J	0.52 BJ	0.26 BJ	< 0.16	0.93 J	< 0.16	< 0.67 U	< 2.2	< 2.2	< 2.2
cis-1,2-Dichloroethene	7	70	< 0.5	< 0.22	< 0.12	< 0.12	< 0.12	< 0.12	< 0.12	< 0.12	< 0.41	< 0.11	< 0.11	< 0.11	< 0.11	< 0.11	< 0.11	< 0.11	< 0.11	< 0.11	< 0.11	< 0.27	< 0.27	< 0.27
Dichlorodifluoromethane	200	1000	< 0.5	< 0.26	< 0.2	< 0.2	< 0.2	< 0.2	< 0.20	< 0.20	< 0.54	< 0.11	< 0.11	< 0.11	< 0.11	< 0.11	< 0.11	< 0.11	< 0.11	< 0.11	< 0.11	< 0.50	< 0.50	< 0.50
Ethylbenzene	140	700	< 0.5	< 0.14	< 0.13	< 0.13	< 0.13	< 0.13	< 0.13	< 0.13	0.40 J	< 0.054	< 0.054	< 0.054	< 0.054	< 0.054	< 0.054	< 0.054	< 0.054	< 0.054	< 0.054	< 0.22	< 0.22	< 0.32
Isopropylbenzene	NE	NE	< 0.2	< 0.21	< 0.14	< 0.14	< 0.14	< 0.14	< 0.14	< 0.14	< 0.39	< 0.081	< 0.081	< 0.081	< 0.081	< 0.081	< 0.081	< 0.081	< 0.081	< 0.081	< 0.081	< 0.39	< 0.39	< 1.7
m,p-Xylene	400	2000	NA	NA	NA	NA	NA	NA	NA	NA	NA	< 0.057	< 0.057	< 0.057	< 0.057	< 0.057	< 0.057	< 0.057	< 0.057	< 0.057	< 0.057	< 0.47	< 0.47	< 0.47
Methyl tert-butyl ether	12	60	< 0.5	< 0.28	< 0.24	< 0.24	< 0.24	< 0.24	< 0.24	< 0.24 *	< 0.39	< 0.14	< 0.14	< 0.14	< 0.14	< 0.14	< 0.14	< 0.14	< 0.14	< 0.14	< 0.14	< 1.2	< 1.2	< 1.2
Methylene chloride	0.5	5	< 1	< 0.63	< 0.68	< 0.68	< 0.68	< 0.68	< 0.68	< 0.68	< 1.6	< 0.14	< 0.14	< 0.14	< 0.14	< 0.14	< 0.14	< 0.14	< 0.14	< 0.14	< 0.35 U	< 0.58	< 0.58	< 0.58
Naphthalene	10	100	< 0.25	< 0.24	< 0.16	< 0.16	< 0.16	< 0.16	< 0.16	< 0.16	< 0.34	< 0.088	< 0.088	< 0.088	< 0.088	< 0.088	< 0.088	< 0.088	0.13 BJ	< 0.088	< 0.088	< 1.2	< 1.2	< 1.2
n-Butylbenzene	NE	NE	< 0.2	< 0.21	< 0.13	< 0.13	< 0.13	< 0.13	< 0.13	< 0.13	< 0.39	< 0.14	< 0.14	< 0.14	< 0.14	< 0.14	< 0.14	< 0.14	< 0.14	< 0.14	< 0.14	< 0.71	< 0.71	< 0.71
n-Hexane	120	600	NA	NA	NA	NA	NA	NA	NA	NA	NA	< 0.21	< 0.21	< 0.21	< 0.21	< 0.21	< 0.21	< 0.21	< 0.21	< 0.21	< 0.21	< 1.7	< 1.7	< 1.7
n-Propylbenzene	NE	NE	< 0.5	< 0.19	< 0.13	< 0.13	< 0.13	< 0.13	< 0.13	< 0.13	< 0.41	< 0.10	< 0.10	< 0.10	< 0.10	< 0.10	< 0.10	< 0.10	< 0.1	< 0.10	< 0.10	< 0.81	< 0.81	< 0.81
o-Xylene	400	2000	NA	NA	NA	NA	NA	NA	NA	NA	NA	< 0.058	< 0.058	< 0.058	< 0.058	< 0.058	< 0.058	< 0.058	< 0.058	< 0.058	< 0.058	< 0.26	< 0.26	< 0.26
p-Isopropyltoluene	NE	NE	< 0.2	< 0.24	< 0.17	< 0.17	< 0.17	< 0.17	< 0.17	< 0.17	< 0.36	< 0.085	< 0.085	< 0.085	< 0.085	< 0.085	< 0.085	< 0.085	< 0.085	< 0.085	< 0.085	< 0.80	< 0.80	< 0.80
sec-Butylbenzene	NE	NE	< 0.25	< 0.19	< 0.15	< 0.15	< 0.15	< 0.15	< 0.15	< 0.15	< 0.40	< 0.13	< 0.13	< 0.13	< 0.13	< 0.13	< 0.13	< 0.13	< 0.13	< 0.13	< 0.13	< 0.85	< 0.85	< 0.85
Styrene	10	100	< 0.5	< 0.26	< 0.1	< 0.1	< 0.1	< 0.1	< 0.10	< 0.10	< 0.39	< 0.065	< 0.065	< 0.065	< 0.065	< 0.065	< 0.065	< 0.065	< 0.065	< 0.065	< 0.065	< 0.47	< 0.47	< 3.0
tert-Butylbenzene	NE	NE	< 0.2	< 0.24	< 0.14	< 0.14	< 0.14	< 0.14	< 0.14	< 0.14	< 0.40	< 0.12	< 0.12	< 0.12	< 0.12	< 0.12	< 0.12	< 0.12	< 0.12	< 0.12	< 0.12	< 0.30	< 0.30	< 0.30
Tetrachloroethene	0.5	5	***1.9***	***0.73 J***	***1.2***	***0.92 J***	***1.2***	***0.84 J***	***1.5***	***1***	0.48 J	***0.8***	***0.76***	0.45 J	***0.55***	***0.65***	0.38 BJ	0.46 BJ	***0.61 B***	0.31 J	0.24 J	***1.1 J***	< 0.33 U	< 0.33
Toluene	160	800	< 0.5	0.40 J	< 0.11	0.45 J	0.39 J	< 0.11	< 0.11	< 0.11	< 0.15	< 0.053	< 0.053	< 0.053	< 0.053	0.13 J	0.11 BJ	< 0.053	< 0.053	0.10 J	< 0.053	< 0.17	< 0.17	< 0.27
trans-1,2-Dichloroethene	20	100	< 0.5	< 0.27	< 0.25	< 0.25	< 0.25	< 0.25	< 0.25	< 0.25	< 0.35	< 0.11	< 0.11	< 0.11	< 0.11	< 0.11	< 0.11	< 0.11	< 0.11	< 0.11	< 0.11	< 1.1	< 1.1	< 0.46
Trichloroethene	0.5	5	< 0.2	< 0.18	< 0.19	< 0.19	< 0.19	< 0.19	< 0.19	< 0.19	< 0.16	< 0.062	< 0.062	< 0.062	< 0.062	< 0.062	< 0.062	< 0.062	< 0.062	< 0.062	< 0.062	< 0.26	< 0.26	< 0.26
Trichlorofluoromethane	698	3490	< 2	< 0.22	< 0.19	< 0.19	< 0.19	< 0.19	< 1.0	< 1.0	< 1.0	< 0.50	< 0.50	< 0.50	< 0.50	< 0.50	< 0.50	< 0.50	< 0.5	< 0.5	< 0.13	< 0.21	< 0.21	< 0.21
Vinyl chloride	0.02	0.2	< 0.2	< 0.13	< 0.1	< 0.1	< 0.1	< 0.1	< 0.10	< 0.10	< 0.20	< 0.16	< 0.16	< 0.16	< 0.16	< 0.16	< 0.16	< 0.16	< 0.16	< 0.16	< 0.16	< 0.17	< 0.17	< 0.17
Xylenes, Total	400	2000	< 0.5	< 0.3	< 0.068	< 0.068	< 0.068	< 0.068	< 0.068	< 0.068	1.8	< 0.058	< 0.058	< 0.058	< 0.058	< 0.058	< 0.12	< 0.12	< 0.12	< 0.12	< 0.12	< 1.5	< 1.5	< 1.5
Total PCBs																								
Aroclor-1016	0.003	0.03	NA	NA	< 0.16	NA	NA	NA	NA	NA	NA	NA	NA	NA	NA	NA	NA	NA	NA	NA	NA	NA	NA	NA
Aroclor-1232	0.003	0.03	NA	NA	< 0.087	NA	NA	NA	NA	NA	NA	NA	NA	NA	NA	NA	NA	NA	NA	NA	NA	NA	NA	NA
Aroclor-1242	0.003	0.03	NA	NA	< 0.12	NA	NA	NA	NA	NA	NA	NA	NA	NA	NA	NA	NA	NA	NA	NA	NA	NA	NA	NA
Aroclor-1248	0.003	0.03	NA	NA	< 0.1	NA	NA	NA	NA	NA	NA	NA	NA	NA	NA	NA	NA	NA	NA	NA	NA	NA	NA	NA
Total Detected PCBs	0.003	0.03	NA	NA	ND	NA	NA	NA	NA	NA	NA	NA	NA	NA	NA	NA	NA	NA	NA	NA	NA	NA	NA	NA
Dissolved PCBs																								
Aroclor-1016	0.003	0.03	NA	NA	NA	NA	NA	NA	NA	NA	NA	NA	NA	NA	NA	NA	NA	NA	NA	NA	NA	NA	NA	NA
Aroclor-1232	0.003	0.03	NA	NA	NA	NA	NA	NA	NA	NA	NA	NA	NA	NA	NA	NA	NA	NA	NA	NA	NA	NA	NA	NA
Aroclor-1242	0.003	0.03	NA	NA	NA	NA	NA	NA	NA	NA	NA	NA	NA	NA	NA	NA	NA	NA	NA	NA	NA	NA	NA	NA
Aroclor-1248	0.003	0.03	NA	NA	NA	NA	NA	NA	NA	NA	NA	NA	NA	NA	NA	NA	NA	NA	NA	NA	NA	NA	NA	NA
Total Detected PCBs	0.003	0.03	NA	NA	NA	NA	NA	NA	NA	NA	NA	NA	NA	NA	NA	NA	NA	NA	NA	NA	NA	NA	NA	NA
Solids																								
Total Dissolved Solids (mg/L)	NE	NE	NA	NA	NA	NA	NA	NA	NA	NA	NA	NA	NA	NA	NA	NA	NA	NA	NA	NA	NA	NA	NA	NA
Total Suspended Solids (TSS) (mg/L)	NE	NE	NA	NA	NA	NA	NA	NA	NA	NA	NA	NA	NA	NA	NA	NA	NA	NA	NA	NA	NA	NA	NA	NA

Notes on Page 61.

Table 16: Groundwater Analytical Results Summary
Madison-Kipp Corporation
Madison, Wisconsin

WELL ID			MW-5S	MW-5S	MW-5S	MW-5S[3]	MW-5S	MW-5S	MW-5S	MW-5S	MW-5S	MW-5S	MW-5S	MW-5S	MW-5S	MW-5S	MW-5S	MW-5S	MW-5S	MW-5S	MW-5S	MW-5S	MW-5S[3]
SCREEN INTERVAL (feet bgs)	PREVENTIVE	ENFORCEMENT	34 - 44 ft	34 - 44 ft	34 - 44 ft	34 - 44 ft	34 - 44 ft	34 - 44 ft	34 - 44 ft	34 - 44 ft	34 - 44 ft	34 - 44 ft	34 - 44 ft	34 - 44 ft	34 - 44 ft	34 - 44 ft	34 - 44 ft	34 - 44 ft	34 - 44 ft	34 - 44 ft	34 - 44 ft	34 - 44 ft	34 - 44 ft
SAMPLE DATE	ACTION LIMIT	STANDARD	04/07/2010	10/01/2010	04/12/2012	04/12/2012	11/28/2012	01/17/2013	02/13/2013	04/19/2013	07/18/2013	10/04/2013	04/15/2014	10/21/2014	04/13/2015	10/21/2015	10/12/2016	10/04/2017	10/12/2018	04/10/2019	10/10/2019	7/17/2020	10/16/2020	10/16/2020
VOCs																								
1,1,1,2-Tetrachloroethane	7	70	< 0.25	< 0.25	< 0.31	< 0.31	< 0.25	< 0.25	< 0.25	< 0.25	< 0.25	< 0.25	< 0.25	< 0.25	< 0.25	< 0.46	< 0.22	< 0.11	< 0.22	NA	< 0.27	NA	< 0.27	< 0.27
1,1,1-Trichloroethane	40	200	< 0.5	< 0.5	< 0.26	< 0.26	< 0.2	< 0.2	< 0.2	< 0.2	< 0.2	< 0.2	< 0.20	< 0.20	< 0.20	< 0.38	< 0.20	< 0.1	< 0.20	NA	< 0.24	NA	< 0.24	< 0.24
1,1,2-Trichloroethane	0.5	5	< 0.25	< 0.25	< 0.3	< 0.3	< 0.28	< 0.28	< 0.28	< 0.28	< 0.28	< 0.28	< 0.28	< 0.28	< 0.28	< 0.35	< 0.20	< 0.1	< 0.20	NA	< 0.55	NA	< 0.55	< 0.55
1,1-Dichloroethene	0.7	7	< 0.5	< 0.5	< 0.29	< 0.29	< 0.31	< 0.31	< 0.31	< 0.31	< 0.31	< 0.31	< 0.31	< 0.31	< 0.31	< 0.39	< 0.28	< 0.14	< 0.28	NA	< 0.24	NA	< 0.24	< 0.24
1,2,4-Trimethylbenzene	96	480	< 0.2	< 0.2	< 0.22	< 0.22	< 0.14	< 0.14	< 0.14	< 0.14	< 0.14	< 0.14	< 0.14	< 0.14	< 0.14	< 0.36	< 0.12	< 0.06	< 0.12	NA	< 0.84	NA	< 0.84	< 0.84
1,2-Dibromoethane	0.005	0.05	< 0.2	< 0.2	< 0.45	< 0.45	< 0.36	< 0.36	< 0.36	< 0.36	< 0.36	< 0.36	< 0.36	< 0.36	< 0.36	< 0.39	< 0.26	< 0.13	< 0.26	NA	< 0.83	NA	< 0.83	< 0.83
1,2-Dichlorobenzene	60	600	< 0.2	< 0.2	< 0.21	< 0.21	< 0.27	< 0.27	< 0.27	< 0.27	< 0.27	< 0.27	< 0.27	< 0.27	< 0.27	< 0.33	< 0.15	< 0.076	< 0.15	NA	< 0.71	NA	< 0.71	< 0.71
1,2-Dichloroethane	0.5	5	< 0.5	< 0.5	< 0.28	< 0.28	< 0.28	< 0.28	< 0.28	< 0.28	< 0.28	< 0.28	< 0.28	< 0.28	< 0.28	< 0.39	< 0.16	< 0.078	< 0.16	NA	< 0.28	NA	< 0.28	< 0.28
1,2-Dichloropropane	0.5	5	< 0.5	< 0.5	< 0.36	< 0.36	< 0.2	< 0.2	< 0.2	< 0.2	< 0.2	< 0.2	< 0.20	< 0.20	< 0.20	< 0.43	< 0.20	< 0.1	< 0.20	NA	< 0.28	NA	< 0.28	< 0.28
1,2,3-Trichlorobenzene	NE	NE	< 0.25	< 0.25	< 0.36	< 0.36	< 0.24	< 0.24	< 0.24	< 0.24	< 0.24	< 0.24	< 0.24	< 0.24	< 0.24	< 0.46	< 0.090	< 0.045	< 0.090	NA	< 0.63	NA	< 2.2	< 2.2
1,2,4-Trichlorobenzene	14	70	< 0.25	< 0.25	< 0.22	< 0.22	< 0.31	< 0.31	< 0.31	< 0.31	< 0.31	< 0.31	< 0.31	< 0.31	< 0.31	< 0.34	< 0.15	< 0.077	< 0.15	NA	< 0.95	NA	< 0.95	< 0.95
1,3,5-Trimethylbenzene	96	480	< 0.2	< 0.2	< 0.23	< 0.23	< 0.18	< 0.18	< 0.18	< 0.18	< 0.18	< 0.18	< 0.18	< 0.18	< 0.18	< 0.25	< 0.15	< 0.075	< 0.15	NA	< 0.87	NA	< 0.87	< 0.87
2-Butanone	800	4000	NA	NA	NA	NA	NA	NA	NA	NA	NA	NA	NA	NA	NA	NA	< 6.0	< 3	< 6.0	NA	< 2.9	NA	< 2.9	< 2.9
2-Hexanone	NE	NE	NA	NA	NA	NA	NA	NA	NA	NA	NA	NA	NA	NA	NA	NA	< 1.9	< 0.95	< 1.9	NA	< 2.5	NA	< 5.2	< 5.2
4-Methyl-2-pentanone	50	500	NA	NA	NA	NA	NA	NA	NA	NA	NA	NA	NA	NA	NA	NA	< 1.5	< 0.77	< 1.5	NA	< 1.5	NA	< 4.6	< 4.6
Acetone	1800	9000	NA	NA	NA	NA	NA	NA	NA	NA	NA	NA	NA	NA	NA	NA	< 6.8	3.5 J	< 6.8	NA	< 2.7	NA	< 2.7	< 2.7
Benzene	0.5	5	< 0.2	< 0.2	< 0.12	0.40 J	< 0.074	< 0.074	< 0.074	< 0.074	< 0.074	< 0.074	< 0.074	< 0.074	< 0.074	< 0.15	< 0.18	< 0.089	< 0.18	NA	< 0.25	NA	< 0.25	< 0.25
Bromodichloromethane	0.06	0.6	< 0.2	< 0.2	< 0.23	< 0.23	< 0.17	< 0.17	< 0.17	< 0.17	< 0.17	< 0.17	< 0.17	< 0.17	< 0.17	< 0.37	< 0.15	< 0.077	< 0.15	NA	< 0.36	NA	< 0.36	< 0.36
Bromoform	0.44	4.4	< 0.2	< 0.2	< 0.45	< 0.45	< 0.28	< 0.28	< 0.28	< 0.28	< 0.28	< 0.28	< 0.28	< 0.28	< 0.28	< 0.48	< 0.18	< 0.088	< 0.18	NA	< 4.0	NA	< 4.0	< 4.0
Bromomethane	1	10	< 0.5	< 0.5	< 0.49	< 0.49	< 0.31	0.73 J	< 0.31 *	< 0.31	< 0.31	< 0.31	< 0.31	< 0.31	< 0.31	< 0.80	< 1.2	< 0.59	< 1.2	NA	< 0.97	NA	< 0.97	< 0.97
Carbon disulfide	200	1000	NA	NA	NA	NA	NA	NA	NA	NA	NA	NA	NA	NA	NA	NA	< 0.11	< 0.053	< 0.11	NA	< 0.37	NA	< 0.45	< 0.45
Carbon tetrachloride	0.5	5	< 0.8	< 0.8	***1.2***	< 0.28	***1.1***	< 0.26	***1.4***	***1.1***	***1.3***	***1.3***	< 0.26	***0.79 J***	< 0.26	***1***	< 0.076	***0.81***	< 0.076	NA	***0.91 J***	NA	< 1.1	< 1.1
Chloroform	0.6	6	< 0.2	0.55	***0.84 J***	***0.88 J***	***0.79 J***	***0.79 J***	< 0.2	< 0.2	< 0.2	***0.61 J***	< 0.20	< 0.20	< 0.20	< 0.37	< 0.12	< 0.062	< 0.12	NA	< 1.3	NA	< 1.3	< 1.3
Chloromethane	3	30	< 0.3	< 0.3	< 0.24	< 0.24	< 0.18	< 0.18	< 0.18	< 0.18	< 0.18	< 0.18	< 0.18	< 0.18	< 0.18	< 0.32	1.2 BJ	1.3 J	< 0.76 U	NA	< 2.2	NA	< 2.2	< 2.2
cis-1,2-Dichloroethene	7	70	1.4	***10***	***13***	***14***	4.2	3.8	2.7	2.0	2.9	2.9	< 0.12	< 0.12	< 0.12	< 0.41	< 0.22	< 0.11	< 0.22	NA	< 0.27	NA	< 0.27	< 0.27
Dichlorodifluoromethane	200	1000	< 0.5	< 0.5	< 0.26	< 0.26	< 0.2	< 0.2	< 0.2	< 0.2	< 0.2	< 0.2	< 0.20	< 0.20	< 0.20	< 0.54	< 0.22	< 0.11	< 0.22	NA	< 0.50	NA	< 0.50	< 0.50
Ethylbenzene	140	700	< 0.5	< 0.5	< 0.14	< 0.14	< 0.13	< 0.13	< 0.13	< 0.13	< 0.13	< 0.13	< 0.13	< 0.13	< 0.13	< 0.18	< 0.11	< 0.054	< 0.11	NA	< 0.22	NA	< 0.32	< 0.32
Isopropylbenzene	NE	NE	< 0.2	< 0.2	< 0.21	< 0.21	< 0.14	< 0.14	< 0.14	< 0.14	< 0.14	< 0.14	< 0.14	< 0.14	< 0.14	< 0.39	< 0.16	< 0.081	< 0.16	NA	< 0.39	NA	< 1.7	< 1.7
m,p-Xylene	400	2000	NA	NA	NA	NA	NA	NA	NA	NA	NA	NA	NA	NA	NA	NA	< 0.11	0.06 BJ	< 0.11	NA	< 0.47	NA	< 0.47	< 0.47
Methyl tert-butyl ether	12	60	< 0.5	< 0.5	< 0.28	< 0.28	< 0.24	< 0.24	< 0.24	< 0.24	< 0.24	< 0.24	< 0.24	< 0.24	< 0.24	< 0.39	< 0.28	< 0.14	< 0.28	NA	< 1.2	NA	< 1.2	< 1.2
Methylene chloride	0.5	5	< 1	< 1	< 0.63	< 0.63	< 0.68	< 0.68	< 0.68	< 0.68	< 0.68	< 0.68	< 0.68	< 0.68	< 0.68	< 1.6	< 0.28	< 0.14	< 0.38 U	NA	< 0.58	NA	< 0.58	< 0.58
Naphthalene	10	100	1.4	< 0.25	< 0.24	< 0.24	< 0.16	< 0.16	< 0.16	< 0.16	< 0.16	< 0.16	< 0.16	< 0.16	< 0.16	< 0.34	< 0.18	< 0.088	< 0.18	NA	< 1.2	NA	< 1.2	< 1.2
n-Butylbenzene	NE	NE	< 0.2	< 0.2	< 0.21	< 0.21	< 0.13	< 0.13	< 0.13	< 0.13	< 0.13	< 0.13	< 0.13	< 0.13	< 0.13	< 0.39	< 0.28	< 0.14	< 0.28	NA	< 0.71	NA	< 0.71	< 0.71
n-Hexane	120	600	NA	NA	NA	NA	NA	NA	NA	NA	NA	NA	NA	NA	NA	NA	< 0.42	< 0.21	< 0.42	NA	< 1.7	NA	< 1.7	< 1.7
n-Propylbenzene	NE	NE	< 0.5	< 0.5	< 0.19	< 0.19	< 0.13	< 0.13	< 0.13	< 0.13	< 0.13	< 0.13	< 0.13	< 0.13	< 0.13	< 0.41	< 0.20	< 0.1	< 0.20	NA	< 0.81	NA	< 0.81	< 0.81
o-Xylene	400	2000	NA	NA	NA	NA	NA	NA	NA	NA	NA	NA	NA	NA	NA	NA	< 0.12	< 0.058	< 0.12	NA	< 0.26	NA	< 0.26	< 0.26
p-Isopropyltoluene	NE	NE	< 0.2	< 0.2	< 0.24	< 0.24	< 0.17	< 0.17	< 0.17	< 0.17	< 0.17	< 0.17	< 0.17	< 0.17	< 0.17	< 0.36	< 0.17	< 0.085	< 0.17	NA	< 0.80	NA	< 0.80	< 0.80
sec-Butylbenzene	NE	NE	< 0.25	< 0.25	< 0.19	< 0.19	< 0.15	< 0.15	< 0.15	< 0.15	< 0.15	< 0.15	< 0.15	< 0.15	< 0.15	< 0.40	< 0.26	< 0.13	< 0.26	NA	< 0.85	NA	< 0.85	< 0.85
Styrene	10	100	< 0.5	< 0.5	< 0.26	< 0.26	< 0.1	< 0.1	< 0.1	< 0.1	< 0.1	< 0.1	< 0.10	< 0.10	< 0.10	< 0.39	< 0.13	< 0.065	< 0.13	NA	< 0.47	NA	< 3.0	< 3.0
tert-Butylbenzene	NE	NE	< 0.2	< 0.2	< 0.24	< 0.24	< 0.14	< 0.14	< 0.14	< 0.14	< 0.14	< 0.14	< 0.14	< 0.14	< 0.14	< 0.40	< 0.24	< 0.12	< 0.24	NA	< 0.30	NA	< 0.30	< 0.30
Tetrachloroethene	0.5	5	***41***	***670***	***360***	***370***	***240***	***260***	***210***	***130***	***190***	***170***	***47***	***75***	***100***	***110***	***58***	***46***	***55***	NA	***49.2***	NA	***39.6***	***45.9***
Toluene	160	800	< 0.5	< 0.5	< 0.15	< 0.15	< 0.11	< 0.11	< 0.11	< 0.11	< 0.11	< 0.11	< 0.11	< 0.11	< 0.11	< 0.15	0.22 J	< 0.053	< 0.11	NA	< 0.17	NA	< 0.27	< 0.27
trans-1,2-Dichloroethene	20	100	< 0.5	0.50	< 0.27	< 0.27	< 0.25	< 0.25	< 0.25	< 0.25	< 0.25	< 0.25	< 0.25	< 0.25	< 0.25	< 0.35	< 0.22	< 0.11	< 0.22	NA	< 1.1	NA	< 0.46	< 0.46
Trichloroethene	0.5	5	***1***	***13***	***9.8***	***10***	***4.7***	***4.4***	***3.8***	***2.8***	***3***	***2.9***	< 0.19	***1.2***	***0.99***	***0.79***	< 0.12	0.15 J	0.22 J	NA	< 0.26	NA	< 0.26	< 0.26
Trichlorofluoromethane	698	3490	< 2	< 2	< 0.22	< 0.22	< 0.19	< 0.19	< 0.19	< 0.19	< 0.19	< 0.19	< 1.0	< 1.0	< 1.0	< 1.0	< 1.0	< 0.5	< 0.26	NA	< 0.21	NA	< 0.21	< 0.21
Vinyl chloride	0.02	0.2	< 0.2	< 0.2	< 0.13	< 0.13	< 0.1	< 0.1	< 0.1	< 0.1	< 0.1	< 0.1	< 0.10	< 0.10	< 0.10	< 0.20	< 0.32	< 0.16	< 0.32	NA	< 0.17	NA	< 0.17	< 0.17
Xylenes, Total	400	2000	< 0.5	< 0.5	< 0.3	< 0.3	< 0.068	< 0.068	< 0.068	< 0.068	< 0.068	< 0.068	< 0.068	< 0.068	< 0.068	< 0.22	< 0.12	< 0.12	< 0.23	NA	< 1.5	NA	< 1.5	< 1.5
Total PCBs																								
Aroclor-1016	0.003	0.03	NA	NA	NA	NA	NA	< 0.17	NA	NA	NA	NA	NA	NA	NA	NA	NA	NA	< 0.0072	< 0.0072	< 0.0072	< 0.0072 J-	< 0.0072	< 0.0072
Aroclor-1232	0.003	0.03	NA	NA	NA	NA	NA	< 0.091	NA	NA	NA	NA	NA	NA	NA	NA	NA	NA	< 0.0042	< 0.0042	< 0.0042	< 0.0042 J-	< 0.0042	< 0.0042
Aroclor-1242	0.003	0.03	NA	NA	NA	NA	NA	< 0.13	NA	NA	NA	NA	NA	NA	NA	NA	NA	NA	< 0.013	< 0.013	< 0.013	< 0.013 J-	< 0.013	< 0.013
Aroclor-1248	0.003	0.03	NA	NA	NA	NA	NA	< 0.11	NA	NA	NA	NA	NA	NA	NA	NA	NA	NA	< 0.011	< 0.011	< 0.011	< 0.011 J-	< 0.011	< 0.011
Total Detected PCBs	0.003	0.03	NA	NA	NA	NA	NA	ND	NA	NA	NA	NA	NA	NA	NA	NA	NA	NA	ND	ND	< 0.026	ND	ND	ND
Dissolved PCBs																								
Aroclor-1016	0.003	0.03	NA	NA	NA	NA	NA	NA	NA	NA	NA	NA	NA	NA	NA	NA	NA	NA	NA	NA	NA	NA	NA	NA
Aroclor-1232	0.003	0.03	NA	NA	NA	NA	NA	NA	NA	NA	NA	NA	NA	NA	NA	NA	NA	NA	NA	NA	NA	NA	NA	NA
Aroclor-1242	0.003	0.03	NA	NA	NA	NA	NA	NA	NA	NA	NA	NA	NA	NA	NA	NA	NA	NA	NA	NA	NA	NA	NA	NA
Aroclor-1248	0.003	0.03	NA	NA	NA	NA	NA	NA	NA	NA	NA	NA	NA	NA	NA	NA	NA	NA	NA	NA	NA	NA	NA	NA
Total Detected PCBs	0.003	0.03	NA	NA	NA	NA	NA	NA	NA	NA	NA	NA	NA	NA	NA	NA	NA	NA	NA	NA		NA	NA	NA
Solids																								
Total Dissolved Solids (mg/L)	NE	NE	NA	NA	NA	NA	960	930	970	NA	NA	NA	NA	NA	NA	NA	NA	NA	784	1060	1050	1170	1070	1130
Total Suspended Solids (TSS) (mg/L)	NE	NE	NA	NA	NA	NA	NA	NA	NA	NA	NA	NA	NA	NA	NA	NA	NA	NA	< 2.0	2.4	< 0.95	1.0 J	< 0.95	< 0.95

Notes on Page 61.

Table 16: Groundwater Analytical Results Summary
Madison-Kipp Corporation
Madison, Wisconsin

WELL ID			MW-5D	MW-5D[3]	MW-5D	MW-5D	MW-5D	MW-5D	MW-5D	MW-5D	MW-5D	MW-5D	MW-5D	MW-5D	MW-5D	MW-5D	MW-5D[3]	MW-5D	MW-5D	MW-5D[3]
SCREEN INTERVAL (feet bgs)	PREVENTIVE	ENFORCEMENT	75 - 80 ft	75 - 80 ft	75 - 80 ft	75 - 80 ft	75 - 80 ft	75 - 80 ft	75 - 80 ft	75 - 80 ft	75 - 80 ft	75 - 80 ft	75 - 80 ft	75 - 80 ft	75 - 80 ft	75 - 80 ft	75 - 80 ft	75 - 80 ft	75 - 80 ft	75 - 80 ft
SAMPLE DATE	ACTION LIMIT	STANDARD	04/07/2010	04/07/2010	04/12/2012	11/28/2012	01/17/2013	02/13/2013	04/19/2013	07/18/2013	10/04/2013	04/15/2014	10/21/2014	04/13/2015	10/19/2015	01/21/2016	04/21/2016	04/21/2016	07/18/2016	10/12/2016	10/12/2016
VOCs																					
1,1,1,2-Tetrachloroethane	7	70	< 5	< 5	< 0.31	< 1.3	< 0.5	< 0.5	< 0.5	< 1.3	< 1.3	< 0.25	< 0.25	< 0.25	< 0.46	< 0.11	< 0.11	< 0.11	< 0.11	0.51	< 11
1,1,1-Trichloroethane	40	200	< 10	< 10	< 0.26	< 1	< 0.4	< 0.4	< 0.4	< 1	< 1	< 0.20	< 0.20	< 0.20	< 0.38	< 0.10	< 0.10	< 0.10	< 0.10	< 0.10	< 10
1,1,2-Trichloroethane	0.5	5	< 5	< 5	< 0.3	< 1.4	< 0.56	< 0.56	< 0.56	< 1.4	< 1.4	< 0.28	< 0.28	< 0.28	< 0.35	< 0.10	< 0.10	< 0.10	< 0.10	< 0.10	< 10
1,1-Dichloroethene	0.7	7	< 10	< 10	< 0.29	< 1.6	< 0.62	< 0.62	< 0.62	< 1.6	< 1.6	< 0.31	< 0.31	< 0.31	< 0.39	< 0.14	< 0.14	< 0.14	< 0.14	< 0.14	< 14
1,2,4-Trimethylbenzene	96	480	< 4	< 4	< 0.22	< 0.7	< 0.28	< 0.28	< 0.28	< 0.7	< 0.7	< 0.14	< 0.14	< 0.14	< 0.36	< 0.060	< 0.060	< 0.060	< 0.060	< 0.060	< 6.0
1,2-Dibromoethane	0.005	0.05	< 4	< 4	< 0.45	< 1.8	< 0.72	< 0.72	< 0.72	< 1.8	< 1.8	< 0.36	< 0.36	< 0.36	< 0.39	< 0.13	< 0.13	< 0.13	< 0.13	< 0.13	< 13
1,2-Dichlorobenzene	60	600	< 4	< 4	< 0.21	< 1.4	< 0.54	< 0.54	< 0.54	< 1.4	< 1.4	< 0.27	< 0.27	< 0.27	< 0.33	< 0.076	< 0.076	< 0.076	< 0.076	< 0.076	< 7.6
1,2-Dichloroethane	0.5	5	< 10	< 10	< 0.28	< 1.4	< 0.56	< 0.56	< 0.56	< 1.4	< 1.4	< 0.28	< 0.28	< 0.28	< 0.39	< 0.078	< 0.078	< 0.078	< 0.078	< 0.078	< 7.8
1,2-Dichloropropane	0.5	5	< 10	< 10	< 0.36	< 1	< 0.4	< 0.4	< 0.4	< 1	< 1	< 0.20	< 0.20	< 0.20	< 0.43	< 0.10	< 0.10	< 0.10	< 0.10	< 0.10	< 10
1,2,3-Trichlorobenzene	NE	NE	< 5	< 5	< 0.36	< 1.2	< 0.48	< 0.48	< 0.48	< 1.2	< 1.2	< 0.24	< 0.24	< 0.24	< 0.46	< 0.045	< 0.045	< 0.045	0.23 BJ	< 0.045	< 4.5
1,2,4-Trichlorobenzene	14	70	< 5	< 5	< 0.22	< 1.6	< 0.62	< 0.62	< 0.62	< 1.6	< 1.6	< 0.31	< 0.31	< 0.31	< 0.34	< 0.077	< 0.077	< 0.077	0.13 BJ	< 0.077	< 7.7
1,3,5-Trimethylbenzene	96	480	< 4	< 4	< 0.23	< 0.9	< 0.36	< 0.36	< 0.36	< 0.9	< 0.9	< 0.18	< 0.18	< 0.18	< 0.25	< 0.075	< 0.075	< 0.075	< 0.075	< 0.075	< 7.5
2-Butanone	800	4000	NA	NA	NA	NA	NA	NA	NA	NA	NA	NA	NA	NA	NA	< 3.0	< 3.0	< 3.0	< 3.0	< 3.0	< 300
2-Hexanone	NE	NE	NA	NA	NA	NA	NA	NA	NA	NA	NA	NA	NA	NA	NA	< 0.95	< 0.95	< 0.95	< 0.95	< 0.95	< 95
4-Methyl-2-pentanone	50	500	NA	NA	NA	NA	NA	NA	NA	NA	NA	NA	NA	NA	NA	< 0.77	< 0.77	< 0.77	< 0.77	< 0.77	< 77
Acetone	1800	9000	NA	NA	NA	NA	NA	NA	NA	NA	NA	NA	NA	NA	NA	< 3.4	< 3.4	< 3.4	< 3.4	< 3.4	< 340
Benzene	0.5	5	< 4	< 4	0.29 J	***1.1 J***	***1.2***	***1***	***0.88 J***	***1.5 J***	***2.8***	0.30 J	0.22 J	< 0.074	< 0.15	< 0.089	< 0.089	< 0.089	< 0.089	***5.7***	< 8.9
Bromodichloromethane	0.06	0.6	< 4	< 4	< 0.23	< 0.85	< 0.34	< 0.34	< 0.34	< 0.85	< 0.85	< 0.17	< 0.17	< 0.17	< 0.37	< 0.077	< 0.077	< 0.077	< 0.077	< 0.077	< 7.7
Bromoform	0.44	4.4	< 4	< 4	< 0.45	< 1.4	< 0.56	< 0.56	< 0.56	< 1.4	< 1.4	< 0.28	< 0.28	< 0.28	< 0.48	< 0.088	< 0.088	< 0.088	< 0.088	< 0.088	< 8.8
Bromomethane	1	10	< 10	< 10	< 0.49	< 1.6	< 0.62	< 0.62 *	< 0.62	< 1.6	< 1.6	< 0.31	< 0.31	< 0.31	< 0.80	< 0.59	< 0.59	< 0.59	< 0.59	< 0.59	< 59
Carbon disulfide	200	1000	NA	NA	NA	NA	NA	NA	NA	NA	NA	NA	NA	NA	NA	< 0.053	< 0.053	0.11 J	< 0.053	< 0.053	< 5.3
Carbon tetrachloride	0.5	5	< 16	< 16	< 0.28	< 1.3	< 0.52	< 0.52	< 0.52	< 1.3	< 1.3	< 0.26	< 0.26	< 0.26	< 0.38	< 0.038	< 0.038	< 0.038	< 0.038	< 0.038	< 3.8
Chloroform	0.6	6	< 4	< 4	< 0.25	< 1	***1.0 J***	< 0.4	< 0.4	< 1	< 1	< 0.20	< 0.20	< 0.20	< 0.37	< 0.062	< 0.062	< 0.062	< 0.062	***1***	< 6.2
Chloromethane	3	30	< 6	< 6	< 0.24	< 0.9	< 0.36	< 0.36	< 0.36	< 0.9	< 0.9	< 0.18	< 0.18	< 0.18	< 0.32	< 0.16	< 0.16	< 0.16	< 0.16	0.57 BJ	***100 J***
cis-1,2-Dichloroethene	7	70	***48***	***48***	***26***	***93***	***110***	***94***	***100***	***120***	***140***	***77***	***100***	***190***	***10***	0.94	***11***	***13***	3.0	***210***	***270***
Dichlorodifluoromethane	200	1000	< 10	< 10	< 0.26	< 1	< 0.4	< 0.4	< 0.4	< 1	< 1	< 0.20	< 0.20	< 0.20	< 0.54	< 0.11	< 0.11	< 0.11	< 0.11	< 0.11	< 11
Ethylbenzene	140	700	< 10	< 10	< 0.14	< 0.65	< 0.26	< 0.26	< 0.26	< 0.65	< 0.65	< 0.13	< 0.13	< 0.13	< 0.18	< 0.054	< 0.054	< 0.054	< 0.054	< 0.054	< 5.4
Isopropylbenzene	NE	NE	< 4	< 4	< 0.21	< 0.7	< 0.28	< 0.28	< 0.28	< 0.7	< 0.7	< 0.14	< 0.14	< 0.14	< 0.39	< 0.081	< 0.081	< 0.081	< 0.081	< 0.081	< 8.1
m,p-Xylene	400	2000	NA	NA	NA	NA	NA	NA	NA	NA	NA	NA	NA	NA	NA	< 0.057	< 0.057	< 0.057	< 0.057	< 0.057	< 5.7
Methyl tert-butyl ether	12	60	< 10	< 10	< 0.28	< 1.2	< 0.48	< 0.48	< 0.48	< 1.2	< 1.2	< 0.24	< 0.24	< 0.24	< 0.39	< 0.14	< 0.14	< 0.14	< 0.14	0.75	< 14
Methylene chloride	0.5	5	< 20	< 20	< 0.63	< 3.4	< 1.4	< 1.4	< 1.4	< 3.4	< 3.4	< 0.68	< 0.68	< 0.68	< 1.6	0.18 J	< 0.14	< 0.14	< 0.14	< 0.14	< 14
Naphthalene	10	100	< 5	< 5	< 0.24	< 0.8	< 0.32	< 0.32	< 0.32	< 0.8	< 0.8	< 0.16	< 0.16	< 0.16	< 0.34	< 0.088	< 0.088	< 0.088	0.22 BJ	< 0.088	< 8.8
n-Butylbenzene	NE	NE	< 4	< 4	< 0.21	< 0.65	< 0.26	< 0.26	< 0.26	< 0.65	< 0.65	< 0.13	< 0.13	< 0.13	< 0.39	< 0.14	< 0.14	< 0.14	< 0.14	< 0.14	< 14
n-Hexane	120	600	NA	NA	NA	NA	NA	NA	NA	NA	NA	NA	NA	NA	NA	< 0.21	< 0.21	< 0.21	< 0.21	< 0.21	< 21
n-Propylbenzene	NE	NE	< 10	< 10	< 0.19	< 0.65	< 0.26	< 0.26	< 0.26	< 0.65	< 0.65	< 0.13	< 0.13	< 0.13	< 0.41	< 0.10	< 0.10	< 0.10	< 0.10	< 0.10	< 10
o-Xylene	400	2000	NA	NA	NA	NA	NA	NA	NA	NA	NA	NA	NA	NA	NA	< 0.058	< 0.058	< 0.058	< 0.058	< 0.058	< 5.8
p-Isopropyltoluene	NE	NE	< 4	< 4	< 0.24	< 0.85	< 0.34	< 0.34	< 0.34	< 0.85	< 0.85	< 0.17	< 0.17	< 0.17	< 0.36	< 0.085	< 0.085	< 0.085	< 0.085	< 0.085	< 8.5
sec-Butylbenzene	NE	NE	< 5	< 5	< 0.19	< 0.75	< 0.3	< 0.3	< 0.3	< 0.75	< 0.75	< 0.15	< 0.15	< 0.15	< 0.40	< 0.13	< 0.13	< 0.13	< 0.13	< 0.13	< 13
Styrene	10	100	< 10	< 10	< 0.26	< 0.5	< 0.2	< 0.2	< 0.2	< 0.5	< 0.5	< 0.10	< 0.10	< 0.10	< 0.39	< 0.065	< 0.065	< 0.065	0.24 J	< 0.065	< 6.5
tert-Butylbenzene	NE	NE	< 4	< 4	< 0.24	< 0.7	< 0.28	< 0.28	< 0.28	< 0.7	< 0.7	< 0.14	< 0.14	< 0.14	< 0.40	< 0.12	< 0.12	< 0.12	< 0.12	< 0.12	< 12
Tetrachloroethene	0.5	5	***1100***	***890***	***400***	***2000***	***1800***	***1700***	***1200***	***2000***	***2000***	< 0.17	***8.4***	***66***	***110***	***10***	***7.5***	***7.1***	***8.2***	***3600***	***4100***
Toluene	160	800	< 10	< 10	0.30 J	< 0.55	< 0.22	< 0.22	< 0.22	< 0.55	< 0.55	< 0.11	< 0.11	< 0.11	< 0.15	< 0.053	< 0.053	< 0.053	< 0.053	0.10 J	11 J
trans-1,2-Dichloroethene	20	100	< 10	< 10	1.3	3.9 J	3.9	3.1	3.4	3.8 J	2.9 J	< 0.25	< 0.25	< 0.25	< 0.35	< 0.11	< 0.11	0.11 J	< 0.11	3.6	< 11
Trichloroethene	0.5	5	***100***	***97***	***48***	***190***	***180***	***180***	***170***	***160***	***110***	< 0.19	***2.5***	***31***	***6.4***	***0.64***	***3***	***3***	***0.7***	***150***	***180***
Trichlorofluoromethane	698	3490	< 40	< 40	< 0.22	< 0.95	< 0.38	< 0.38	< 0.38	< 0.95	< 0.95	< 1.0	< 1.0	< 1.0	< 1.0	< 0.50	< 0.50	< 0.50	< 0.50	< 0.50	< 50
Vinyl chloride	0.02	0.2	< 4	< 4	< 0.13	< 0.5	< 0.2	< 0.2	< 0.2	< 0.5	< 0.5	< 0.10	< 0.10	< 0.10	< 0.20	< 0.16	< 0.16	< 0.16	< 0.16	< 0.16	< 16
Xylenes, Total	400	2000	< 10	< 10	< 0.3	< 0.34	< 0.14	< 0.14	< 0.14	< 0.34	< 0.34	< 0.068	< 0.068	< 0.068	< 0.22	< 0.058	< 0.058	< 0.058	< 0.058	< 0.058	< 5.8
Total PCBs																					
Aroclor-1016	0.003	0.03	NA	NA	NA	NA	< 0.17	NA	NA	NA	NA	NA	NA	NA	NA	NA	NA	NA	NA	NA	NA
Aroclor-1232	0.003	0.03	NA	NA	NA	NA	< 0.094	NA	NA	NA	NA	NA	NA	NA	NA	NA	NA	NA	NA	NA	NA
Aroclor-1242	0.003	0.03	NA	NA	NA	NA	< 0.13	NA	NA	NA	NA	NA	NA	NA	NA	NA	NA	NA	NA	NA	NA
Aroclor-1248	0.003	0.03	NA	NA	NA	NA	< 0.11	NA	NA	NA	NA	NA	NA	NA	NA	NA	NA	NA	NA	NA	NA
Total Detected PCBs	0.003	0.03	NA	NA	NA	NA	ND	NA	NA	NA	NA	NA	NA	NA	NA	NA	NA	NA	NA	NA	NA
Dissolved PCBs																					
Aroclor-1016	0.003	0.03	NA	NA	NA	NA	NA	NA	NA	NA	NA	NA	NA	NA	NA	NA	NA	NA	NA	NA	NA
Aroclor-1232	0.003	0.03	NA	NA	NA	NA	NA	NA	NA	NA	NA	NA	NA	NA	NA	NA	NA	NA	NA	NA	NA
Aroclor-1242	0.003	0.03	NA	NA	NA	NA	NA	NA	NA	NA	NA	NA	NA	NA	NA	NA	NA	NA	NA	NA	NA
Aroclor-1248	0.003	0.03	NA	NA	NA	NA	NA	NA	NA	NA	NA	NA	NA	NA	NA	NA	NA	NA	NA	NA	NA
Total Detected PCBs	0.003	0.03	NA	NA	NA	NA	NA	NA	NA	NA	NA	NA	NA	NA	NA	NA	NA	NA	NA	NA	NA
Solids																					
Total Dissolved Solids (mg/L)	NE	NE	NA	NA	NA	980	930	960	NA	NA	NA	NA	NA	NA	NA	NA	NA	NA	NA	NA	NA
Total Suspended Solids (TSS) (mg/L)	NE	NE	NA	NA	NA	NA	NA	NA	NA	NA	NA	NA	NA	NA	NA	NA	NA	NA	NA	NA	NA

Notes on Page 61.

Table 16: Groundwater Analytical Results Summary
Madison-Kipp Corporation
Madison, Wisconsin

WELL ID			MW-5D	MW-5D	MW-5D	MW-5D	MW-5D	MW-5D	MW-5D	MW-5D	MW-5D2	MW-5D2	MW-5D2	MW-5D2	MW-5D2	MW-5D2	MW-5D2	MW-5D2	MW-5D2	MW-5D2
SCREEN INTERVAL (feet bgs)	PREVENTIVE	ENFORCEMENT	75 - 80 ft	75 - 80 ft	75 - 80 ft	75 - 80 ft	75 - 80 ft	75 - 80 ft	75 - 80 ft	75 - 80 ft	165.8 - 170.8 ft	165.8 - 170.8 ft	165.8 - 170.8 ft	165.8 - 170.8 ft	165.8 - 170.8 ft	165.8 - 170.8 ft	165.8 - 170.8 ft	165.8 - 170.8 ft	165.8 - 170.8 ft	165.8 - 170.8 ft
SAMPLE DATE	ACTION LIMIT	STANDARD	1/18/2017	04/12/2017	10/04/2017	04/03/2018	10/12/2018	04/08/2019	10/10/2019	10/16/2020	11/30/2012	01/17/2013	02/13/2013	04/19/2013	07/18/2013	10/09/2013	04/15/2014	10/21/2014	04/15/2015	10/22/2015
VOCs																				
1,1,1,2-Tetrachloroethane	7	70	< 11	< 0.55	< 0.22	< 0.11	< 0.55	< 5.4	0.31 J	< 0.27	NA	< 0.25	< 0.25	< 0.25	< 0.5	< 0.25	< 0.50	< 0.25	< 0.50	< 0.92
1,1,1-Trichloroethane	40	200	< 10	< 0.50	< 0.2	< 0.10	< 0.50	< 4.9	< 0.24	< 0.24	NA	< 0.2	< 0.2	< 0.2	< 0.4	< 0.2	< 0.40	< 0.20	< 0.40	< 0.76
1,1,2-Trichloroethane	0.5	5	< 10	< 0.50	< 0.2	< 0.10	< 0.50	< 11.0	< 0.55	< 0.55	NA	< 0.28	< 0.28	< 0.28	< 0.56	< 0.28	< 0.56	< 0.28	< 0.56	< 0.70
1,1-Dichloroethene	0.7	7	< 14	< 0.70	< 0.28	< 0.14	< 0.70	< 4.9	< 0.24	< 0.24	NA	< 0.31	< 0.31	< 0.31	< 0.62	< 0.31	< 0.62	< 0.31	< 0.62	< 0.78
1,2,4-Trimethylbenzene	96	480	< 6.0	< 0.30	< 0.12	< 0.060	< 0.30	< 16.8	< 0.84	< 0.84	NA	< 0.14	< 0.14	< 0.14	< 0.28	< 0.14	< 0.28	< 0.14	< 0.28	< 0.72
1,2-Dibromoethane	0.005	0.05	< 13	< 0.65	< 0.26	< 0.13	< 0.65	< 16.6	< 0.83	< 0.83	NA	< 0.36	< 0.36	< 0.36	< 0.72	< 0.36	< 0.72	< 0.36	< 0.72	< 0.77
1,2-Dichlorobenzene	60	600	< 7.6	< 0.38	< 0.15	< 0.076	< 0.38	< 14.1	< 0.71	< 0.71	NA	< 0.27	< 0.27	< 0.27	< 0.54	< 0.27	< 0.54	< 0.27	< 0.54	< 0.67
1,2-Dichloroethane	0.5	5	< 7.8	< 0.39	< 0.16	< 0.078	< 0.39	< 5.6	< 0.28	< 0.28	NA	< 0.28	< 0.28	< 0.28	< 0.56	< 0.28	< 0.56	< 0.28	< 0.56	< 0.78
1,2-Dichloropropane	0.5	5	< 10	< 0.50	< 0.2	< 0.10	< 0.50	< 5.7	< 0.28	< 0.28	NA	< 0.2	< 0.2	< 0.2	< 0.4	< 0.2	< 0.40	< 0.20	< 0.40	< 0.86
1,2,3-Trichlorobenzene	NE	NE	< 4.5	< 0.23	< 0.09	< 0.045	< 0.23	< 12.5	< 0.63	< 2.2	NA	< 0.24	< 0.24	< 0.24	< 0.48	< 0.24	< 0.48	< 0.24	< 0.48	< 0.92
1,2,4-Trichlorobenzene	14	70	< 7.7	< 0.39	< 0.15	< 0.077	< 0.39	< 19.0	< 0.95	< 0.95	NA	< 0.31	< 0.31	< 0.31	< 0.62	< 0.31	< 0.62	< 0.31	< 0.62	< 0.68
1,3,5-Trimethylbenzene	96	480	< 7.5	< 0.38	< 0.15	< 0.075	< 0.38	< 17.5	< 0.87	< 0.87	NA	< 0.18	< 0.18	< 0.18	< 0.36	< 0.18	< 0.36	< 0.18	< 0.36	< 0.51
2-Butanone	800	4000	< 300	< 15	< 6	< 3.0	< 15	< 58.7	< 2.9	< 2.9	NA	NA	NA	NA	NA	NA	NA	NA	NA	NA
2-Hexanone	NE	NE	< 95	< 4.8	< 1.9	< 0.95	< 4.8	< 49.1	< 2.5	< 5.2	NA	NA	NA	NA	NA	NA	NA	NA	NA	NA
4-Methyl-2-pentanone	50	500	< 77	< 3.9	< 1.5	< 0.77	< 3.9	< 30.6	< 1.5	< 4.6	NA	NA	NA	NA	NA	NA	NA	NA	NA	NA
Acetone	1800	9000	< 340	< 17	< 6.8	< 3.4	< 17	< 54.8	< 2.7	< 2.7	NA	NA	NA	NA	NA	NA	NA	NA	NA	NA
Benzene	0.5	5	***9.0 J***	< 0.45	< 0.18	< 0.089	< 0.45	< 4.9	< 0.25	< 0.25	NA	< 0.074	< 0.074	< 0.074	< 0.15	< 0.074	< 0.15	< 0.074	< 0.15	< 0.29
Bromodichloromethane	0.06	0.6	< 7.7	< 0.39	< 0.15	< 0.077	< 0.39	< 7.3	< 0.36	< 0.36	NA	< 0.17	< 0.17	< 0.17	< 0.34	< 0.17	< 0.34	< 0.17	< 0.34	< 0.74
Bromoform	0.44	4.4	< 8.8	< 0.44	< 0.18	< 0.088	< 0.44	< 79.4	< 4.0	< 4.0	NA	< 0.28	< 0.28	< 0.28	< 0.56	< 0.28	< 0.56	< 0.28	< 0.56	< 0.97
Bromomethane	1	10	< 59	< 3.0	< 1.2	< 0.59	< 3.0	< 19.4	< 0.97	< 0.97	NA	< 0.31	< 0.31 *	< 0.31	< 0.62	< 0.31	< 0.62	< 0.31	< 0.62	< 1.6
Carbon disulfide	200	1000	15 J	0.70 J	< 0.11	0.10 J	< 0.27	< 7.5	< 0.37	< 0.45	NA	NA	NA	NA	NA	NA	NA	NA	NA	NA
Carbon tetrachloride	0.5	5	< 3.8	< 0.19	< 0.076	< 0.038	< 0.19	< 3.3	0.44 J	< 1.1	NA	< 0.26	< 0.26	< 0.26	< 0.52	< 0.26	< 0.52	< 0.26	< 0.52	< 0.77
Chloroform	0.6	6	***11 BJ***	< 0.31	< 0.12	< 0.062	< 0.31	< 25.5	***1.6 J***	< 1.3	NA	< 0.2	< 0.2	< 0.2	< 0.4	< 0.2	< 0.40	< 0.20	< 0.40	< 0.74
Chloromethane	3	30	< 16	< 0.80	1.4 J	< 0.16	< 1.7 U	< 43.8	< 2.2	< 2.2	NA	< 0.18	< 0.18	< 0.18	< 0.36	< 0.18	< 0.36	< 0.18	< 0.36	< 0.64
cis-1,2-Dichloroethene	7	70	***230***	***13***	4	5.8	***12***	***149***	***85.4***	***11.5***	NA	6.6	***9.2***	4.7	3.6	1.5	< 0.24	0.79 J	2.1	2.9
Dichlorodifluoromethane	200	1000	< 11	< 0.55	< 0.22	< 0.11	< 0.55	< 10	< 0.50	< 0.50	NA	< 0.2	< 0.2	< 0.2	< 0.4	< 0.2	< 0.40	< 0.20	< 0.40	< 1.1
Ethylbenzene	140	700	< 5.4	< 0.27	< 0.11	< 0.054	< 0.27	< 4.4	< 0.22	< 0.32	NA	< 0.13	< 0.13	< 0.13	< 0.26	< 0.13	< 0.26	< 0.13	< 0.26	< 0.37
Isopropylbenzene	NE	NE	< 8.1	< 0.41	< 0.16	< 0.081	< 0.41	< 7.9	< 0.39	< 1.7	NA	< 0.14	< 0.14	< 0.14	< 0.28	< 0.14	< 0.28	< 0.14	< 0.28	< 0.77
m,p-Xylene	400	2000	8.0 BJ	< 0.29	< 0.11	0.060 J	< 0.29	< 9.3	< 0.47	< 0.47	NA	NA	NA	NA	NA	NA	NA	NA	NA	NA
Methyl tert-butyl ether	12	60	< 14	< 0.70	< 0.28	< 0.14	< 0.70	< 24.9	< 1.2	< 1.2	NA	< 0.24	< 0.24	< 0.24	< 0.48	< 0.24	< 0.48	< 0.24	< 0.48	< 0.79
Methylene chloride	0.5	5	***18 BJ***	***1.3 J***	< 0.28	0.17 J	< 0.70	< 11.6	< 0.58	< 0.58	NA	< 0.68	< 0.68	< 0.68	< 1.4	***5.7***	< 1.4	< 0.68	< 1.4	< 3.3
Naphthalene	10	100	< 8.8	< 0.44	< 0.18	< 0.088	< 0.44	< 23.5	< 1.2	< 1.2	NA	< 0.16	< 0.16	< 0.16	< 0.32	< 0.16	< 0.32	< 0.16	< 0.32	< 0.67
n-Butylbenzene	NE	NE	< 14	< 0.70	< 0.28	< 0.14	< 0.70	< 14.2	< 0.71	< 0.71	NA	< 0.13	< 0.13	< 0.13	< 0.26	< 0.13	< 0.26	< 0.13	< 0.26	< 0.78
n-Hexane	120	600	< 21	< 1.1	< 0.42	< 0.21	< 1.1	< 34.2	< 1.7	< 1.7	NA	NA	NA	NA	NA	NA	NA	NA	NA	NA
n-Propylbenzene	NE	NE	< 10	< 0.50	< 0.2	< 0.10	< 0.50	< 16.2	< 0.81	< 0.81	NA	< 0.13	< 0.13	< 0.13	< 0.26	< 0.13	< 0.26	< 0.13	< 0.26	< 0.83
o-Xylene	400	2000	< 5.8	< 0.29	< 0.12	< 0.058	< 0.29	< 5.2	< 0.26	< 0.26	NA	NA	NA	NA	NA	NA	NA	NA	NA	NA
p-Isopropyltoluene	NE	NE	< 8.5	< 0.43	< 0.17	< 0.085	< 0.43	< 16.0	< 0.80	< 0.80	NA	< 0.17	< 0.17	< 0.17	< 0.34	< 0.17	< 0.34	< 0.17	< 0.34	< 0.72
sec-Butylbenzene	NE	NE	< 13	< 0.65	< 0.26	< 0.13	< 0.65	< 17.0	< 0.85	< 0.85	NA	< 0.15	< 0.15	< 0.15	< 0.3	< 0.15	< 0.30	< 0.15	< 0.30	< 0.80
Styrene	10	100	< 6.5	< 0.33	< 0.13	< 0.065	< 0.33	< 9.3	< 0.47	< 3.0	NA	< 0.1	< 0.1	< 0.1	< 0.2	< 0.1	< 0.20	< 0.10	< 0.20	< 0.77
tert-Butylbenzene	NE	NE	< 12	< 0.60	< 0.24	< 0.12	< 0.60	< 6.1	< 0.30	< 0.30	NA	< 0.14	< 0.14	< 0.14	< 0.28	< 0.14	< 0.28	< 0.14	< 0.28	< 0.80
Tetrachloroethene	0.5	5	***3500***	***190***	***68***	***57***	***150***	***2170***	***1500***	***360***	NA	***650***	***650***	***640***	***710***	***110***	***520***	***47***	***700***	***640***
Toluene	160	800	16 BJ	< 0.27	< 0.11	0.060 J	< 0.27	< 3.4	< 0.17	< 0.27	NA	0.70	0.22 J	0.35 J	2.4	0.43 J	< 0.22	< 0.11	< 0.22	< 0.30
trans-1,2-Dichloroethene	20	100	< 11	< 0.55	< 0.22	0.28 J	< 0.55	< 21.8	1.7 J	< 0.46	NA	< 0.25	< 0.25	< 0.25	< 0.5	< 0.25	< 0.50	< 0.25	< 0.50	< 0.70
Trichloroethene	0.5	5	***120 B***	***9.1***	***3.7***	***3.2***	***7.8***	***72.3***	***48.3***	***9.5***	NA	***9.5***	***8.4***	***7.4***	***8.1***	***6.1***	***7.1***	***2.2***	***8.2***	***9.1***
Trichlorofluoromethane	698	3490	< 50	< 2.5	< 1	< 0.5	< 0.65	< 4.3	< 0.21	< 0.21	NA	< 0.19	< 0.19	< 0.19	< 0.38	< 0.19	< 2.0	< 1.0	< 2.0	< 2.0
Vinyl chloride	0.02	0.2	< 16	< 0.80	< 0.32	< 0.16	< 0.80	< 3.5	< 0.17	< 0.17	NA	< 0.1	< 0.1	< 0.1	< 0.2	< 0.1	< 0.20	< 0.10	< 0.20	< 0.41
Xylenes, Total	400	2000	< 12	< 0.58	< 0.23	< 0.12	< 0.58	< 30.0	< 1.5	< 1.5	NA	< 0.068	< 0.068	< 0.068	< 0.14	< 0.068	< 0.14	< 0.068	< 0.14	< 0.44
Total PCBs																				
Aroclor-1016	0.003	0.03	NA	NA	NA	NA	< 0.0072	NA	NA	NA	NA	< 0.19	NA	NA	NA	NA	NA	NA	NA	NA
Aroclor-1232	0.003	0.03	NA	NA	NA	NA	< 0.0042	NA	NA	NA	NA	< 0.1	NA	NA	NA	NA	NA	NA	NA	NA
Aroclor-1242	0.003	0.03	NA	NA	NA	NA	< 0.013	NA	NA	NA	NA	< 0.14	NA	NA	NA	NA	NA	NA	NA	NA
Aroclor-1248	0.003	0.03	NA	NA	NA	NA	< 0.011	NA	NA	NA	NA	< 0.12	NA	NA	NA	NA	NA	NA	NA	NA
Total Detected PCBs	0.003	0.03	NA	NA	NA	NA	ND	NA	NA	NA	NA	ND	NA	NA	NA	NA	NA	NA	NA	NA
Dissolved PCBs																				
Aroclor-1016	0.003	0.03	NA	NA	NA	NA	NA	NA	NA	NA	NA	NA	NA	NA	NA	NA	NA	NA	NA	NA
Aroclor-1232	0.003	0.03	NA	NA	NA	NA	NA	NA	NA	NA	NA	NA	NA	NA	NA	NA	NA	NA	NA	NA
Aroclor-1242	0.003	0.03	NA	NA	NA	NA	NA	NA	NA	NA	NA	NA	NA	NA	NA	NA	NA	NA	NA	NA
Aroclor-1248	0.003	0.03	NA	NA	NA	NA	NA	NA	NA	NA	NA	NA	NA	NA	NA	NA	NA	NA	NA	NA
Total Detected PCBs	0.003	0.03	NA	NA	NA	NA	NA	NA	NA	NA	NA	NA	NA	NA	NA	NA	NA	NA	NA	NA
Solids																				
Total Dissolved Solids (mg/L)	NE	NE	NA	NA	NA	NA	708	NA	NA	NA	720	590	610	NA	NA	NA	NA	NA	NA	NA
Total Suspended Solids (TSS) (mg/L)	NE	NE	NA	NA	NA	NA	< 2.0	NA	NA	NA	NA	NA	NA	NA	NA	NA	NA	NA	NA	NA

Notes on Page 61.

Table 16: Groundwater Analytical Results Summary
Madison-Kipp Corporation
Madison, Wisconsin

WELL ID			MW-5D2	MW-5D2[3]	MW-5D2	MW-5D2	MW-5D2	MW-5D2	MW-5D2	MW-5D2	MW-5D2	MW-5D2	MW-5D2	MW-5D2	MW-5D2[3]	MW-5D2	MW-5D3	MW-5D3	MW-5D3	MW-5D3
SCREEN INTERVAL (feet bgs)	PREVENTIVE	ENFORCEMENT	165.8 - 170.8 ft	165.8 - 170.8 ft	165.8 - 170.8 ft	165.8 - 170.8 ft	165.8 - 170.8 ft	165.8 - 170.8 ft	165.8 - 170.8 ft	165.8 - 170.8 ft	165.8 - 170.8 ft	165.8 - 170.8 ft	165.8 - 170.8 ft	165.8 - 170.8 ft	165.8 - 170.8 ft	165.8 - 170.8 ft	225 - 235 ft	225 - 235 ft	225 - 235 ft	225 - 235 ft
SAMPLE DATE	ACTION LIMIT	STANDARD	01/21/2016	01/21/2016	04/21/2016	07/18/2016	10/12/2016	1/20/2017	04/12/2017	10/04/2017	04/03/2018	10/12/2018	04/10/2019	10/10/2019	10/10/2019	10/16/2020	11/28/2012	01/18/2013	02/13/2013	04/21/2013
VOCs																				
1,1,1,2-Tetrachloroethane	7	70	< 1.1	< 1.1	< 4.4	< 1.1	< 2.2	< 2.2	< 2.2	< 2.2	< 0.55	< 5.5	< 5.4	1.2	1.1	1.2	< 0.25	< 0.25	< 0.25	< 0.25
1,1,1-Trichloroethane	40	200	< 1.0	< 1.0	< 4.0	< 1.0	< 2.0	< 2.0	< 2.0	< 2	< 0.50	< 5.0	< 4.9	< 0.24	< 0.24	< 0.24	< 0.2	< 0.2	< 0.2	< 0.2
1,1,2-Trichloroethane	0.5	5	< 1.0	< 1.0	< 4.0	< 1.0	< 2.0	< 2.0	< 2.0	< 2	< 0.50	< 5.0	< 11.0	< 0.55	< 0.55	< 0.55	< 0.28	< 0.28	< 0.28	< 0.28
1,1-Dichloroethene	0.7	7	< 1.4	< 1.4	< 5.6	< 1.4	< 2.8	< 2.8	< 2.8	< 2.8	< 0.70	< 7.0	< 4.9	0.29 J	< 0.24	< 0.24	< 0.31	< 0.31	< 0.31	< 0.31
1,2,4-Trimethylbenzene	96	480	< 0.60	< 0.60	< 2.4	< 0.60	< 1.2	< 1.2	< 1.2	< 1.2	< 0.30	< 3.0	< 16.8	< 0.84	< 0.84	< 0.84	< 0.14	< 0.14	< 0.14	< 0.14
1,2-Dibromoethane	0.005	0.05	< 1.3	< 1.3	< 5.2	< 1.3	< 2.6	< 2.6	< 2.6	< 2.6	< 0.65	< 6.5	< 16.6	< 0.83	< 0.83	< 0.83	< 0.36	< 0.36	< 0.36	< 0.36
1,2-Dichlorobenzene	60	600	< 0.76	< 0.76	< 3.0	< 0.76	< 1.5	< 1.5	< 1.5	< 1.5	< 0.38	< 3.8	< 14.1	< 0.71	< 0.71	< 0.71	< 0.27	< 0.27	< 0.27	< 0.27
1,2-Dichloroethane	0.5	5	< 0.78	< 0.78	< 3.1	< 0.78	< 1.6	< 1.6	< 1.6	< 1.6	< 0.39	< 3.9	< 5.6	< 0.28	< 0.28	< 0.28	< 0.28	< 0.28	< 0.28	< 0.28
1,2-Dichloropropane	0.5	5	< 1.0	< 1.0	< 4.0	< 1.0	< 2.0	< 2.0	< 2.0	< 2	< 0.50	< 5.0	< 5.7	< 0.28	< 0.28	< 0.28	< 0.2	< 0.2	< 0.2	< 0.2
1,2,3-Trichlorobenzene	NE	NE	< 0.45	< 0.45	7.2 BJ	< 0.45	< 0.90	< 0.90	< 0.90	< 0.9	< 0.23	< 2.3	< 12.5	< 0.63	< 0.63	< 2.2	< 0.24	< 0.24	< 0.24	< 0.24
1,2,4-Trichlorobenzene	14	70	< 0.77	< 0.77	5.2 J	< 0.77	< 1.5	< 1.5	< 1.5	< 1.5	< 0.39	< 3.9	< 19.0	< 0.95	< 0.95	< 0.95	< 0.31	< 0.31	< 0.31	< 0.31
1,3,5-Trimethylbenzene	96	480	< 0.75	< 0.75	< 3.0	< 0.75	< 1.5	< 1.5	< 1.5	< 1.5	< 0.38	< 3.8	< 17.5	< 0.87	< 0.87	< 0.87	< 0.18	< 0.18	< 0.18	< 0.18
2-Butanone	800	4000	< 30	< 30	< 120	< 30	< 60	< 60	< 60	< 60	< 15	< 150	< 58.7	< 2.9	< 2.9	< 2.9	NA	NA	NA	NA
2-Hexanone	NE	NE	< 9.5	< 9.5	< 38	< 9.5	< 19	< 19	< 19	< 19	< 4.8	< 48	< 49.1	< 2.5	< 2.5	< 5.2	NA	NA	NA	NA
4-Methyl-2-pentanone	50	500	< 7.7	< 7.7	< 31	< 7.7	< 15	< 15	< 15	< 15	< 3.9	< 39	< 30.6	< 1.5	< 1.5	< 4.6	NA	NA	NA	NA
Acetone	1800	9000	< 34	< 34	< 140	< 34	< 68	< 68	< 68	< 68	< 17	< 170	< 54.8	< 2.7	< 2.7	< 2.7	NA	NA	NA	NA
Benzene	0.5	5	< 0.89	< 0.89	< 3.6	< 0.89	< 1.8	< 1.8	< 1.8	< 1.8	< 0.45	< 4.5	< 4.9	< 0.25	< 0.25	< 0.25	< 0.074	0.28 J	< 0.074	< 0.074
Bromodichloromethane	0.06	0.6	< 0.77	< 0.77	< 3.1	< 0.77	< 1.5	< 1.5	< 1.5	< 1.5	< 0.39	< 3.9	< 7.3	< 0.36	< 0.36	< 0.36	< 0.17	< 0.17	< 0.17	< 0.17
Bromoform	0.44	4.4	< 0.88	< 0.88	< 3.5	< 0.88	< 1.8	< 1.8	< 1.8	< 1.8	< 0.44	< 4.4	< 79.4	< 4.0	< 4.0	< 4.0	< 0.28	< 0.28	< 0.28	< 0.28
Bromomethane	1	10	< 5.9	< 5.9	< 24	< 5.9	< 12	< 12	< 12	< 12	< 3.0	< 30	< 19.4	< 0.97	< 0.97	< 0.97	< 0.31	< 0.31	< 0.31 *	< 0.31
Carbon disulfide	200	1000	< 0.53	< 0.53	< 2.1	< 0.53	< 1.1	< 1.1	< 1.1	< 1.1	< 0.27	< 2.7	< 7.5	< 0.37	< 0.37	< 0.45	NA	NA	NA	NA
Carbon tetrachloride	0.5	5	< 0.38	< 0.38	< 1.5	< 0.38	< 0.76	< 0.76	< 0.76	< 0.76	< 0.19	< 1.9	< 3.3	< 0.17	< 0.17	< 1.1	< 0.26	< 0.26	< 0.26	< 0.26
Chloroform	0.6	6	< 0.62	< 0.62	< 2.5	< 0.62	< 1.2	< 1.2	***2.2 J***	< 1.2	< 0.31	< 3.1	< 25.5	< 1.3	< 1.3	< 1.3	< 0.2	< 0.2	< 0.2	< 0.2
Chloromethane	3	30	< 1.6	< 1.6	< 6.4	< 1.6	***11 BJ***	***5.8 BJ***	< 3.2	***4.2 J+***	< 0.80	< 15 U	< 43.8	< 2.2	< 2.2	< 2.2	< 0.18	< 0.18	< 0.18	< 0.18
cis-1,2-Dichloroethene	7	70	1.4 J	1.6 J	< 4.4	6.1	< 2.2	< 2.2	2.2 J	4.8 J	< 0.55	***10 J***	***15.0 J***	***10.9***	***11.3***	***12.8***	3.1	***12***	***12***	1.6
Dichlorodifluoromethane	200	1000	< 1.1	< 1.1	< 4.4	< 1.1	< 2.2	< 2.2	< 2.2	< 2.2	< 0.55	< 5.5	< 10	< 0.50	< 0.50	< 0.50	< 0.2	< 0.2	< 0.2	< 0.2
Ethylbenzene	140	700	< 0.54	< 0.54	< 2.2	< 0.54	< 1.1	< 1.1	< 1.1	< 1.1	< 0.27	< 2.7	< 4.4	< 0.22	< 0.22	< 0.32	< 0.13	< 0.13	< 0.13	< 0.13
Isopropylbenzene	NE	NE	< 0.81	< 0.81	< 3.2	< 0.81	< 1.6	< 1.6	< 1.6	< 1.6	< 0.41	< 4.1	< 7.9	< 0.39	< 0.39	< 1.7	< 0.14	< 0.14	< 0.14	< 0.14
m,p-Xylene	400	2000	< 0.57	< 0.57	< 2.3	< 0.57	< 1.1	1.6 BJ	< 1.1	1.2 BJ	< 0.29	< 2.9	< 9.3	< 0.47	< 0.47	< 0.47	NA	NA	NA	NA
Methyl tert-butyl ether	12	60	< 1.4	< 1.4	< 5.6	< 1.4	< 2.8	< 2.8	< 2.8	< 2.8	< 0.70	< 7.0	< 24.9	< 1.2	< 1.2	< 1.2	< 0.24	< 0.24	< 0.24	< 0.24
Methylene chloride	0.5	5	< 1.4	< 1.4	< 5.6	< 1.4	< 2.8	***3.4 BJ***	< 2.8	< 2.8	***0.90 J+***	< 7.0	< 11.6	< 0.58	< 0.58	< 0.58	< 0.68	< 0.68	< 0.68	< 0.68
Naphthalene	10	100	< 0.88	< 0.88	***12 BJ***	< 0.88	< 1.8	< 1.8	< 1.8	< 1.8	< 0.44	< 4.4	< 23.5	< 1.2	< 1.2	< 1.2	< 0.16	< 0.16	< 0.16	< 0.16
n-Butylbenzene	NE	NE	< 1.4	< 1.4	< 5.6	< 1.4	< 2.8	< 2.8	< 2.8	< 2.8	< 0.70	< 7.0	< 14.2	< 0.71	< 0.71	< 0.71	< 0.13	< 0.13	< 0.13	< 0.13
n-Hexane	120	600	< 2.1	< 2.1	< 8.4	< 2.1	< 4.2	< 4.2	< 4.2	< 4.2	< 1.1	< 11	< 34.2	< 1.7	< 1.7	< 1.7	NA	NA	NA	NA
n-Propylbenzene	NE	NE	< 1.0	< 1.0	< 4.0	< 1.0	< 2.0	< 2.0	< 2.0	< 2	< 0.50	< 5.0	< 16.2	< 0.81	< 0.81	< 0.81	< 0.13	< 0.13	< 0.13	< 0.13
o-Xylene	400	2000	< 0.58	< 0.58	< 2.3	< 0.58	< 1.2	1.4 BJ	< 1.2	< 1.2	< 0.29	< 2.9	< 5.2	< 0.26	< 0.26	< 0.26	NA	NA	NA	NA
p-Isopropyltoluene	NE	NE	< 0.85	< 0.85	< 3.4	< 0.85	< 1.7	< 1.7	< 1.7	< 1.7	< 0.43	< 4.3	< 16.0	< 0.80	< 0.80	< 0.80	< 0.17	< 0.17	< 0.17	< 0.17
sec-Butylbenzene	NE	NE	< 1.3	< 1.3	< 5.2	< 1.3	< 2.6	< 2.6	< 2.6	< 2.6	< 0.65	< 6.5	< 17.0	< 0.85	< 0.85	< 0.85	< 0.15	< 0.15	< 0.15	< 0.15
Styrene	10	100	< 0.65	< 0.65	< 2.6	< 0.65	< 1.3	< 1.3	< 1.3	1.4 BJ	< 0.33	< 3.3	< 9.3	< 0.47	< 0.47	< 3.0	< 0.1	< 0.1	< 0.1	< 0.1
tert-Butylbenzene	NE	NE	< 1.2	< 1.2	< 4.8	< 1.2	< 2.4	< 2.4	< 2.4	< 2.4	< 0.60	< 6.0	< 6.1	< 0.30	< 0.30	< 0.30	< 0.14	< 0.14	< 0.14	< 0.14
Tetrachloroethene	0.5	5	***380***	***380***	***160***	***970***	***550***	***570***	***670***	***940***	***210***	***1900***	***2150***	***2150***	***2120***	***4000***	***19***	***0.59 J***	***0.83 J***	***1.8***
Toluene	160	800	< 0.53	< 0.53	< 2.1	< 0.53	< 1.1	3.2 BJ	< 1.1	1.2 BJ	< 0.27	< 2.7	< 3.4	< 0.17	< 0.17	< 0.27	< 0.11	< 0.11	< 0.11	0.29 J
trans-1,2-Dichloroethene	20	100	< 1.1	< 1.1	< 4.4	< 1.1	< 2.2	< 2.2	< 2.2	< 2.2	< 0.55	< 5.5	< 21.8	< 1.1	< 1.1	0.53 J	< 0.25	< 0.25	< 0.25	< 0.25
Trichloroethene	0.5	5	***4.7 J***	***5.5***	< 2.5	***13***	***8.4 J***	***6.6 BJ***	***7.8 J***	***12***	***2.3 J***	***25 J***	***26.7***	***29.2***	***30.2***	***27.9***	***2.6***	< 0.19	< 0.19	< 0.19
Trichlorofluoromethane	698	3490	< 5.0	< 5.0	< 20	< 5.0	< 10	< 10	< 10	< 10	< 2.5	< 6.5	< 4.3	< 0.21	< 0.21	< 0.21	< 0.19	< 0.19	< 0.19	< 0.19
Vinyl chloride	0.02	0.2	< 1.6	< 1.6	< 6.4	< 1.6	< 3.2	< 3.2	< 3.2	< 3.2	< 0.80	< 8.0	< 3.5	< 0.17	< 0.17	< 0.17	< 0.1	< 0.1	< 0.1	< 0.1
Xylenes, Total	400	2000	< 0.58	< 0.58	< 2.3	< 0.58	< 1.2	3.0 BJ	< 2.3	< 2.3	< 0.58	< 5.8	< 30.0	< 1.5	< 1.5	< 1.5	< 0.068	< 0.068	< 0.068	< 0.068
Total PCBs																				
Aroclor-1016	0.003	0.03	NA	NA	NA	NA	NA	NA	NA	NA	NA	NA	NA	NA	NA	NA	NA	< 0.16	NA	NA
Aroclor-1232	0.003	0.03	NA	NA	NA	NA	NA	NA	NA	NA	NA	NA	NA	NA	NA	NA	NA	< 0.09	NA	NA
Aroclor-1242	0.003	0.03	NA	NA	NA	NA	NA	NA	NA	NA	NA	NA	NA	NA	NA	NA	NA	< 0.13	NA	NA
Aroclor-1248	0.003	0.03	NA	NA	NA	NA	NA	NA	NA	NA	NA	NA	NA	NA	NA	NA	NA	< 0.11	NA	NA
Total Detected PCBs	0.003	0.03	NA	NA	NA	NA	NA	NA	NA	NA	NA	NA	NA	NA	NA	NA	NA	ND	NA	NA
Dissolved PCBs																				
Aroclor-1016	0.003	0.03	NA	NA	NA	NA	NA	NA	NA	NA	NA	NA	NA	NA	NA	NA	NA	NA	NA	NA
Aroclor-1232	0.003	0.03	NA	NA	NA	NA	NA	NA	NA	NA	NA	NA	NA	NA	NA	NA	NA	NA	NA	NA
Aroclor-1242	0.003	0.03	NA	NA	NA	NA	NA	NA	NA	NA	NA	NA	NA	NA	NA	NA	NA	NA	NA	NA
Aroclor-1248	0.003	0.03	NA	NA	NA	NA	NA	NA	NA	NA	NA	NA	NA	NA	NA	NA	NA	NA	NA	NA
Total Detected PCBs	0.003	0.03	NA	NA	NA	NA	NA	NA	NA	NA	NA	NA	NA	NA	NA	NA	NA	NA	NA	NA
Solids																				
Total Dissolved Solids (mg/L)	NE	NE	NA	NA	NA	NA	NA	NA	NA	NA	NA	NA	NA	NA	NA	NA	360	290	300	NA
Total Suspended Solids (TSS) (mg/L)	NE	NE	NA	NA	NA	NA	NA	NA	NA	NA	NA	NA	NA	NA	NA	NA	NA	NA	NA	NA

Notes on Page 61.

Table 16: Groundwater Analytical Results Summary
Madison-Kipp Corporation
Madison, Wisconsin

WELL ID			MW-5D3	MW-5D3	MW-5D3	MW-5D3	MW-5D3	MW-5D3	MW-5D3	MW-5D3	MW-5D3	MW-5D3	MW-5D3	MW-5D3	MW-5D3	MW-5D3	MW-5D3	MW-5D3	MW-5D3	MW-5D3
SCREEN INTERVAL (feet bgs)	PREVENTIVE	ENFORCEMENT	225 - 235 ft	225 - 235 ft	225 - 235 ft	225 - 235 ft	225 - 235 ft	225 - 235 ft	225 - 235 ft	225 - 235 ft	225 - 235 ft	225 - 235 ft	225 - 235 ft	225 - 235 ft	225 - 235 ft	225 - 235 ft	225 - 235 ft	225 - 235 ft	225 - 235 ft	225 - 235 ft
SAMPLE DATE	ACTION LIMIT	STANDARD	07/17/2013	10/07/2013	04/16/2014	10/20/2014	04/13/2015	10/21/2015	01/21/2016	04/21/2016	07/20/2016	10/12/2016	1/19/2017	04/12/2017	10/04/2017	04/03/2018	10/11/2018	04/10/2019	10/10/2019	10/16/2020
VOCs																				
1,1,1,2-Tetrachloroethane	7	70	< 0.25	< 0.25	< 0.25	< 0.25	< 0.25	< 0.46	< 0.11	< 0.11	< 0.11	< 0.11	< 0.11	< 0.11	< 0.11	< 0.11	< 0.11	< 0.27	< 0.27	< 0.27
1,1,1-Trichloroethane	40	200	< 0.2	< 0.2	< 0.20	< 0.20	< 0.20	< 0.38	< 0.10	< 0.10	< 0.10	< 0.10	< 0.10	< 0.10	< 0.1	< 0.10	< 0.10	< 0.24	< 0.24	< 0.24
1,1,2-Trichloroethane	0.5	5	< 0.28	< 0.28	< 0.28	< 0.28	< 0.28	< 0.35	< 0.10	< 0.10	< 0.10	< 0.10	< 0.10	< 0.10	< 0.1	< 0.10	< 0.10	< 0.55	< 0.55	< 0.55
1,1-Dichloroethene	0.7	7	< 0.31	< 0.31	< 0.31	< 0.31	< 0.31	< 0.39	< 0.14	< 0.14	< 0.14	< 0.14	< 0.14	< 0.14	< 0.14	< 0.14	< 0.14	< 0.24	< 0.24	< 0.24
1,2,4-Trimethylbenzene	96	480	< 0.14	< 0.14	< 0.14	< 0.14	< 0.14	< 0.36	< 0.060	< 0.060	< 0.060	< 0.060	< 0.060	< 0.060	< 0.06	< 0.060	< 0.060	< 0.84	< 0.84	< 0.84
1,2-Dibromoethane	0.005	0.05	< 0.36	< 0.36	< 0.36	< 0.36	< 0.36	< 0.39	< 0.13	< 0.13	< 0.13	< 0.13	< 0.13	< 0.13	< 0.13	< 0.13	< 0.13	< 0.83	< 0.83	< 0.83
1,2-Dichlorobenzene	60	600	< 0.27	< 0.27	< 0.27	< 0.27	< 0.27	< 0.33	< 0.076	< 0.076	< 0.076	< 0.076	< 0.076	< 0.076	< 0.076	< 0.076	< 0.076	< 0.71	< 0.71	< 0.71
1,2-Dichloroethane	0.5	5	< 0.28	< 0.28	< 0.28	< 0.28	< 0.28	< 0.39	< 0.078	< 0.078	< 0.078	< 0.078	< 0.078	< 0.078	< 0.078	< 0.078	< 0.078	< 0.28	< 0.28	< 0.28
1,2-Dichloropropane	0.5	5	< 0.2	< 0.2	< 0.20	< 0.20	< 0.20	< 0.43	< 0.10	< 0.10	< 0.10	< 0.10	< 0.10	< 0.10	< 0.1	< 0.10	< 0.10	< 0.28	< 0.28	< 0.28
1,2,3-Trichlorobenzene	NE	NE	< 0.24	< 0.24	< 0.24	< 0.24	< 0.24	< 0.46	0.18 J	< 0.045	< 0.045	< 0.045	< 0.045	< 0.045	< 0.045	< 0.045	< 0.045	< 0.63	< 0.63	< 2.2
1,2,4-Trichlorobenzene	14	70	< 0.31	< 0.31	< 0.31	< 0.31	< 0.31	< 0.34	0.13 J	< 0.077	< 0.077	< 0.077	< 0.077	< 0.077	< 0.077	< 0.077	< 0.077	< 0.95	< 0.95	< 0.95
1,3,5-Trimethylbenzene	96	480	< 0.18	< 0.18	< 0.18	< 0.18	< 0.18	< 0.25	< 0.075	< 0.075	< 0.075	< 0.075	< 0.075	< 0.075	< 0.075	< 0.075	< 0.075	< 0.87	< 0.87	< 0.87
2-Butanone	800	4000	NA	NA	NA	NA	NA	NA	< 3.0	< 3.0	< 3.0	< 3.0	< 3.0	< 3.0	< 3	< 3.0	< 3.0	< 2.9	< 2.9	< 2.9
2-Hexanone	NE	NE	NA	NA	NA	NA	NA	NA	< 0.95	< 0.95	< 0.95	< 0.95	< 0.95	< 0.95	< 0.95	< 0.95	< 0.95	< 2.5	< 2.5	< 5.2
4-Methyl-2-pentanone	50	500	NA	NA	NA	NA	NA	NA	< 0.77	< 0.77	< 0.77	< 0.77	< 0.77	< 0.77	< 0.77	< 0.77	< 0.77	< 1.5	< 1.5	< 4.6
Acetone	1800	9000	NA	NA	NA	NA	NA	NA	< 3.4	< 3.4	< 3.4	< 3.4	9.6 J+	15 BJ	< 3.4	< 3.4	< 4.6 U	< 2.7	< 2.7	< 2.7
Benzene	0.5	5	< 0.074	< 0.074	< 0.074	< 0.074	< 0.074	< 0.15	< 0.089	< 0.089	< 0.089	0.19 J	0.15 BJ	< 0.089	< 0.089	< 0.089	< 0.089	< 0.25	< 0.25	< 0.25
Bromodichloromethane	0.06	0.6	< 0.17	< 0.17	< 0.17	< 0.17	< 0.17	< 0.37	< 0.077	< 0.077	< 0.077	< 0.077	< 0.077	< 0.077	< 0.077	< 0.077	< 0.077	< 0.36	< 0.36	< 0.36
Bromoform	0.44	4.4	< 0.28	< 0.28	< 0.28	< 0.28	< 0.28	< 0.48	< 0.088	< 0.088	< 0.088	< 0.088	< 0.088	< 0.088	< 0.088	< 0.088	< 0.088	< 4.0	< 4.0	< 4.0
Bromomethane	1	10	< 0.31	< 0.31	< 0.31	< 0.31 *	< 0.31	< 0.80	< 0.59	< 0.59	< 0.59	< 0.59	< 0.59	< 0.59	< 0.59	< 0.59	< 0.59	< 0.97	< 0.97	< 0.97
Carbon disulfide	200	1000	NA	NA	NA	NA	NA	NA	< 0.053	< 0.053	0.10 J	< 0.053	< 0.053	< 0.053	< 0.053	0.080 J	< 0.053	< 0.37	< 0.37	< 0.45
Carbon tetrachloride	0.5	5	< 0.26	< 0.26	< 0.26	< 0.26	< 0.26	< 0.38	< 0.038	< 0.038	< 0.038	< 0.038	< 0.038	< 0.038	< 0.038	< 0.038	< 0.038	< 0.17	< 0.17	< 1.1
Chloroform	0.6	6	< 0.2	< 0.2	< 0.20	< 0.20	< 0.20	< 0.37	< 0.062	< 0.062	< 0.062	< 0.062	< 0.062	< 0.062	< 0.062	< 0.062	< 0.062	< 1.3	< 1.3	< 1.3
Chloromethane	3	30	< 0.18	< 0.18	< 0.18	< 0.18	< 0.18	< 0.32	< 0.16	< 0.16	< 0.16	0.67 BJ	0.37 BJ	< 0.16	0.22 J+	< 0.16	< 0.56 U	< 2.2	< 2.2	< 2.2
cis-1,2-Dichloroethene	7	70	2.1	4.5	< 0.12	< 0.12	< 0.12	< 0.41	0.19 J	< 0.11	< 0.11	< 0.11	< 0.11	< 0.11	< 0.11	< 0.11	< 0.11	< 0.27	< 0.27	< 0.27
Dichlorodifluoromethane	200	1000	< 0.2	< 0.2	< 0.20	< 0.20	< 0.20	< 0.54	< 0.11	< 0.11	0.11 J	< 0.11	< 0.11	< 0.11	< 0.11	< 0.11	< 0.11	< 0.50	< 0.50	< 0.50
Ethylbenzene	140	700	0.32 J	< 0.13	< 0.13	< 0.13	< 0.13	< 0.18	< 0.054	< 0.054	0.18 J	< 0.054	< 0.054	< 0.054	< 0.054	< 0.054	< 0.054	< 0.22	< 0.22	< 0.32
Isopropylbenzene	NE	NE	< 0.14	< 0.14	< 0.14	< 0.14	< 0.14	< 0.39	< 0.081	< 0.081	< 0.081	< 0.081	< 0.081	< 0.081	< 0.081	< 0.081	< 0.081	< 0.39	< 0.39	< 1.7
m,p-Xylene	400	2000	NA	NA	NA	NA	NA	NA	< 0.057	< 0.057	0.49 J	< 0.057	< 0.057	< 0.057	0.06 BJ	< 0.057	< 0.057	< 0.47	< 0.47	< 0.47
Methyl tert-butyl ether	12	60	< 0.24	< 0.24	< 0.24	< 0.24	< 0.24	< 0.39	< 0.14	< 0.14	< 0.14	< 0.14	< 0.14	< 0.14	< 0.14	< 0.14	< 0.14	< 1.2	< 1.2	< 1.2
Methylene chloride	0.5	5	< 0.68	< 0.68	< 0.68	< 0.68	< 0.68	< 1.6	0.16 J	< 0.14	< 0.14	< 0.14	0.17 BJ	< 0.14	< 0.14	< 0.14	< 0.29 U	< 0.58	< 0.58	< 0.58
Naphthalene	10	100	< 0.16	< 0.16	< 0.16	< 0.16	< 0.16	< 0.34	< 0.088	< 0.088	< 0.088	< 0.088	< 0.088	0.36 BJ	< 0.088	< 0.088	< 0.088	< 1.2	< 1.2	< 1.2
n-Butylbenzene	NE	NE	< 0.13	< 0.13	< 0.13	< 0.13	< 0.13	< 0.39	< 0.14	< 0.14	< 0.14	< 0.14	< 0.14	< 0.14	< 0.14	< 0.14	< 0.14	< 0.71	< 0.71	< 0.71
n-Hexane	120	600	NA	NA	NA	NA	NA	NA	< 0.21	< 0.21	< 0.21	< 0.21	< 0.21	< 0.21	< 0.21	< 0.21	< 0.21	< 1.7	< 1.7	< 1.7
n-Propylbenzene	NE	NE	< 0.13	< 0.13	< 0.13	< 0.13	< 0.13	< 0.41	< 0.10	< 0.10	< 0.10	< 0.10	< 0.10	< 0.10	< 0.1	< 0.10	< 0.10	< 0.81	< 0.81	< 0.81
o-Xylene	400	2000	NA	NA	NA	NA	NA	NA	< 0.058	< 0.058	0.24 J	< 0.058	< 0.058	< 0.058	< 0.058	< 0.058	< 0.058	< 0.26	< 0.26	< 0.26
p-Isopropyltoluene	NE	NE	< 0.17	< 0.17	< 0.17	< 0.17	< 0.17	< 0.36	< 0.085	< 0.085	< 0.085	< 0.085	< 0.085	< 0.085	< 0.085	< 0.085	< 0.085	< 0.80	< 0.80	< 0.80
sec-Butylbenzene	NE	NE	< 0.15	< 0.15	< 0.15	< 0.15	< 0.15	< 0.40	< 0.13	< 0.13	< 0.13	< 0.13	< 0.13	< 0.13	< 0.13	< 0.13	< 0.13	< 0.85	< 0.85	< 0.85
Styrene	10	100	< 0.1	< 0.1	< 0.10	< 0.10	< 0.10	< 0.39	< 0.065	< 0.065	< 0.065	< 0.065	< 0.065	< 0.065	< 0.065	< 0.065	< 0.065	< 0.47	< 0.47	< 3.0
tert-Butylbenzene	NE	NE	< 0.14	< 0.14	< 0.14	< 0.14	< 0.14	< 0.40	< 0.12	< 0.12	< 0.12	< 0.12	< 0.12	< 0.12	< 0.12	< 0.12	< 0.12	< 0.30	< 0.30	< 0.30
Tetrachloroethene	0.5	5	***0.78 J***	***1.5***	< 0.17	< 0.17	< 0.17	< 0.37	0.14 J	< 0.081	0.10 J	0.22 J	< 0.081	0.25 BJ	< 0.081	< 0.081	< 0.081	< 0.33	< 0.33	< 0.33
Toluene	160	800	0.53	0.20 J	< 0.11	< 0.11	< 0.11	< 0.15	0.080 J	< 0.053	< 0.053	0.15 J	0.17 BJ	< 0.053	0.08 BJ	0.12 J	< 0.053	< 0.17	< 0.17	< 0.27
trans-1,2-Dichloroethene	20	100	< 0.25	< 0.25	< 0.25	< 0.25	< 0.25	< 0.35	< 0.11	< 0.11	< 0.11	< 0.11	< 0.11	< 0.11	< 0.11	< 0.11	< 0.11	< 1.1	< 1.1	< 0.46
Trichloroethene	0.5	5	< 0.19	0.29 J	< 0.19	< 0.19	< 0.19	< 0.16	< 0.062	< 0.062	< 0.062	< 0.062	0.16 BJ	0.18 J	< 0.062	< 0.062	< 0.062	< 0.26	< 0.26	< 0.26
Trichlorofluoromethane	698	3490	< 0.19	< 0.19	< 1.0	< 1.0	< 1.0	< 1.0	< 0.50	< 0.50	< 0.50	< 0.50	< 0.50	< 0.50	< 0.5	< 0.5	< 0.13	< 0.21	< 0.21	< 0.21
Vinyl chloride	0.02	0.2	< 0.1	< 0.1	< 0.10	< 0.10	< 0.10	< 0.20	< 0.16	< 0.16	< 0.16	< 0.16	< 0.16	< 0.16	< 0.16	< 0.16	< 0.16	< 0.17	< 0.17	< 0.17
Xylenes, Total	400	2000	0.68 J	< 0.068	< 0.068	< 0.068	< 0.068	0.25 J	< 0.058	< 0.058	0.73	< 0.058	< 0.12	< 0.12	< 0.12	< 0.12	< 0.12	< 1.5	< 1.5	< 1.5
Total PCBs																				
Aroclor-1016	0.003	0.03	NA	NA	NA	NA	NA	NA	NA	NA	NA	NA	NA	NA	NA	NA	NA	NA	NA	NA
Aroclor-1232	0.003	0.03	NA	NA	NA	NA	NA	NA	NA	NA	NA	NA	NA	NA	NA	NA	NA	NA	NA	NA
Aroclor-1242	0.003	0.03	NA	NA	NA	NA	NA	NA	NA	NA	NA	NA	NA	NA	NA	NA	NA	NA	NA	NA
Aroclor-1248	0.003	0.03	NA	NA	NA	NA	NA	NA	NA	NA	NA	NA	NA	NA	NA	NA	NA	NA	NA	NA
Total Detected PCBs	0.003	0.03	NA	NA	NA	NA	NA	NA	NA	NA	NA	NA	NA	NA	NA	NA	NA	NA	NA	NA
Dissolved PCBs																				
Aroclor-1016	0.003	0.03	NA	NA	NA	NA	NA	NA	NA	NA	NA	NA	NA	NA	NA	NA	NA	NA	NA	NA
Aroclor-1232	0.003	0.03	NA	NA	NA	NA	NA	NA	NA	NA	NA	NA	NA	NA	NA	NA	NA	NA	NA	NA
Aroclor-1242	0.003	0.03	NA	NA	NA	NA	NA	NA	NA	NA	NA	NA	NA	NA	NA	NA	NA	NA	NA	NA
Aroclor-1248	0.003	0.03	NA	NA	NA	NA	NA	NA	NA	NA	NA	NA	NA	NA	NA	NA	NA	NA	NA	NA
Total Detected PCBs	0.003	0.03	NA	NA	NA	NA	NA	NA	NA	NA	NA	NA	NA	NA	NA	NA	NA	NA	NA	NA
Solids																				
Total Dissolved Solids (mg/L)	NE	NE	NA	NA	NA	NA	NA	NA	NA	NA	NA	NA	NA	NA	NA	NA	NA	NA	NA	NA
Total Suspended Solids (TSS) (mg/L)	NE	NE	NA	NA	NA	NA	NA	NA	NA	NA	NA	NA	NA	NA	NA	NA	NA	NA	NA	NA

Notes on Page 61.

Table 16: Groundwater Analytical Results Summary
Madison-Kipp Corporation
Madison, Wisconsin

WELL ID			MW-6S	MW-6S	MW-6S	MW-6S	MW-6S	MW-6S	MW-6S	MW-6S	MW-6S	MW-6S	MW-6S	MW-6S	MW-6S	MW-6S	MW-6S	MW-6S	MW-6S[3]	MW-6S
SCREEN INTERVAL (feet bgs)	PREVENTIVE	ENFORCEMENT	31.4 - 41.4 ft	31.4 - 41.4 ft	31.4 - 41.4 ft	31.4 - 41.4 ft	31.4 - 41.4 ft	31.4 - 41.4 ft	31.4 - 41.4 ft	31.4 - 41.4 ft	31.4 - 41.4 ft	31.4 - 41.4 ft	31.4 - 41.4 ft	31.4 - 41.4 ft	31.4 - 41.4 ft	31.4 - 41.4 ft	31.4 - 41.4 ft	31.4 - 41.4 ft	31.4 - 41.4 ft	31.4 - 41.4 ft
SAMPLE DATE	ACTION LIMIT	STANDARD	12/31/2009	04/07/2010	07/01/2010	10/01/2010	12/28/2010	04/11/2012	01/17/2013	04/20/2013	07/18/2013	10/07/2013	04/17/2014	10/16/2014	04/14/2015	10/22/2015	10/12/2016	10/09/2017	10/09/2017	04/04/2018
VOCs																				
1,1,1,2-Tetrachloroethane	7	70	< 0.25	< 0.25	< 0.25	< 0.25	< 0.25	< 0.31	< 0.25	< 0.25	< 0.25	< 0.25	< 0.25	< 0.25	< 0.25	< 0.46	< 0.11	< 0.11	< 0.11	NA
1,1,1-Trichloroethane	40	200	< 0.5	< 0.5	< 0.5	< 0.5	< 0.5	< 0.26	< 0.2	< 0.2	< 0.2	< 0.2	< 0.20	< 0.20	< 0.20	< 0.38	< 0.10	< 0.1	< 0.1	NA
1,1,2-Trichloroethane	0.5	5	< 0.25	< 0.25	< 0.25	< 0.25	< 0.25	< 0.3	< 0.28	< 0.28	< 0.28	< 0.28	< 0.28	< 0.28	< 0.28	< 0.35	< 0.10	< 0.1	< 0.1	NA
1,1-Dichloroethene	0.7	7	< 0.5	< 0.5	< 0.5	< 0.5	< 0.5	< 0.29	< 0.31	< 0.31	< 0.31	< 0.31	< 0.31	< 0.31	< 0.31	< 0.39	< 0.14	< 0.14	< 0.14	NA
1,2,4-Trimethylbenzene	96	480	4.3	3.3	1.3	2.2	3.2	4.8	12	0.92 J	< 0.14	1.4	2.0	0.96 J	1.4	1.3	0.83	0.37 J	0.3 J	NA
1,2-Dibromoethane	0.005	0.05	< 0.2	< 0.2	< 0.2	< 0.2	< 0.2	< 0.45	< 0.36	< 0.36	< 0.36	< 0.36	< 0.36	< 0.36	< 0.36	< 0.39	< 0.13	< 0.13	< 0.13	NA
1,2-Dichlorobenzene	60	600	< 0.2	< 0.2	< 0.2	< 0.2	< 0.2	< 0.21	< 0.27	< 0.27	< 0.27	< 0.27	< 0.27	< 0.27	< 0.27	< 0.33	< 0.076	< 0.076	< 0.076	NA
1,2-Dichloroethane	0.5	5	< 0.5	< 0.5	< 0.5	< 0.5	< 0.5	< 0.28	< 0.28	< 0.28	< 0.28	< 0.28	< 0.28	< 0.28	< 0.28	< 0.39	< 0.078	< 0.078	< 0.078	NA
1,2-Dichloropropane	0.5	5	< 0.5	< 0.5	< 0.5	< 0.5	< 0.5	< 0.36	< 0.2	< 0.2	< 0.2	< 0.2	< 0.20	< 0.20	< 0.20	< 0.43	< 0.10	< 0.1	< 0.1	NA
1,2,3-Trichlorobenzene	NE	NE	< 0.25	< 0.25	< 0.25	< 0.25	< 0.25	< 0.36	< 0.24	< 0.24	< 0.24	< 0.24	< 0.24	< 0.24	< 0.24	< 0.46	< 0.045	0.07 BJ	< 0.045	NA
1,2,4-Trichlorobenzene	14	70	< 0.25	< 0.25	< 0.25	< 0.25	< 0.25	< 0.22	< 0.31	< 0.31	< 0.31	< 0.31	< 0.31	< 0.31	< 0.31	< 0.34	< 0.077	< 0.077	< 0.077	NA
1,3,5-Trimethylbenzene	96	480	0.92	7.3	0.27	4.6	0.39	1.5	3.4	< 0.18	< 0.18	< 0.18	0.73 J	< 0.18	1.1	1.7	0.45 J	0.17 J	0.15 J	NA
2-Butanone	800	4000	NA	NA	NA	NA	NA	NA	NA	NA	NA	NA	NA	NA	NA	NA	< 3.0	< 3	< 3	NA
2-Hexanone	NE	NE	NA	NA	NA	NA	NA	NA	NA	NA	NA	NA	NA	NA	NA	NA	< 0.95	< 0.95	< 0.95	NA
4-Methyl-2-pentanone	50	500	NA	NA	NA	NA	NA	NA	NA	NA	NA	NA	NA	NA	NA	NA	< 0.77	< 0.77	< 0.77	NA
Acetone	1800	9000	NA	NA	NA	NA	NA	NA	NA	NA	NA	NA	NA	NA	NA	NA	< 3.4	< 3.4	< 3.4	NA
Benzene	0.5	5	***7.6***	***7.9***	***5***	***5.3***	***5***	***4.1***	***9.3***	***1.9***	0.34 J	***2.6***	***2.8***	***2.1***	***3.3***	***3.8***	***2.9***	***0.71***	***0.65***	NA
Bromodichloromethane	0.06	0.6	< 0.2	< 0.2	< 0.2	< 0.2	< 0.2	< 0.23	< 0.17	< 0.17	< 0.17	< 0.17	< 0.17	< 0.17	< 0.17	***1.2***	< 0.077	< 0.077	< 0.077	NA
Bromoform	0.44	4.4	< 0.2	< 0.2	< 0.2	< 0.2	< 0.2	< 0.45	< 0.28	< 0.28	< 0.28	< 0.28	< 0.28	< 0.28	< 0.28	< 0.48	< 0.088	< 0.088	< 0.088	NA
Bromomethane	1	10	< 0.5	< 0.5	< 0.5	< 0.5	< 0.5	< 0.49	< 0.31	< 0.31	< 0.31	< 0.31	< 0.31	< 0.31	< 0.31	< 0.80	< 0.59	< 0.59	< 0.59	NA
Carbon disulfide	200	1000	NA	NA	NA	NA	NA	NA	NA	NA	NA	NA	NA	NA	NA	NA	< 0.053	< 0.053	< 0.053	NA
Carbon tetrachloride	0.5	5	< 0.8	< 0.8	< 0.8	< 0.8	< 0.8	< 0.28	< 0.26	< 0.26	< 0.26	< 0.26	< 0.26	< 0.26	< 0.26	< 0.38	< 0.038	< 0.038	< 0.038	NA
Chloroform	0.6	6	< 0.2	< 0.2	< 0.2	< 0.2	< 0.2	< 0.25	< 0.2	< 0.2	< 0.2	< 0.2	< 0.20	< 0.20	< 0.20	< 0.37	< 0.062	< 0.062	< 0.062	NA
Chloromethane	3	30	< 0.3	< 0.3	< 0.3	< 0.3	< 0.3	< 0.24	< 0.18	< 0.18	< 0.18	< 0.18	< 0.18	< 0.18	< 0.18	< 0.32	0.62 BJ	2.2	***3.6***	NA
cis-1,2-Dichloroethene	7	70	< 0.5	< 0.5	< 0.5	< 0.5	< 0.5	< 0.22	< 0.12	< 0.12	< 0.12	< 0.12	< 0.12	< 0.12	< 0.12	< 0.41	< 0.11	< 0.11	< 0.11	NA
Dichlorodifluoromethane	200	1000	< 0.5	< 0.5	< 0.5	< 0.5	< 0.5	< 0.26	< 0.2	< 0.2	< 0.2	< 0.2	< 0.20	< 0.20	< 0.20	< 0.54	< 0.11	< 0.11	< 0.11	NA
Ethylbenzene	140	700	23	14	6.0	13	15	9.8	40	0.18 J	< 0.13	8.0	7.5	3.5	6.4	7.1	2.0	0.79	0.75	NA
Isopropylbenzene	NE	NE	12	9.4	5.3	7.5	6.4	4.1	12	< 0.14	< 0.14	3.2	2.6	2.1	2.9	3.7	1.4	0.53	0.52	NA
m,p-Xylene	400	2000	NA	NA	NA	NA	NA	NA	NA	NA	NA	NA	NA	NA	NA	NA	0.78 J	0.37 J	0.35 J	NA
Methyl tert-butyl ether	12	60	< 0.5	< 0.5	< 0.5	< 0.5	< 0.5	< 0.28	< 0.24	< 0.24	< 0.24	< 0.24	< 0.24	< 0.24	< 0.24	< 0.39	< 0.14	< 0.14	< 0.14	NA
Methylene chloride	0.5	5	< 1	< 1	< 1	< 1	< 1	***8.3***	< 0.68	< 0.68	< 0.68	< 0.68	< 0.68	< 0.68	< 0.68	***9.4 cn***	< 0.14	< 0.14	< 0.14	NA
Naphthalene	10	100	***26***	***14***	6.4	***10***	***16***	***19***	***43***	< 0.16	< 0.16	3.8	4.2	1.9	6.6	9.8	2.0 J	0.69 BJ	0.29 BJ	NA
n-Butylbenzene	NE	NE	1.6	1.6	0.92	1.2	0.86	< 0.21	< 0.13	< 0.13	< 0.13	< 0.13	< 0.13	< 0.13	< 0.13	< 0.39	< 0.14	< 0.14	< 0.14	NA
n-Hexane	120	600	NA	NA	NA	NA	NA	NA	NA	NA	NA	NA	NA	NA	NA	NA	< 0.21	< 0.21	< 0.21	NA
n-Propylbenzene	NE	NE	4.9	3.7	1.9	3.3	3.0	1.8	6.8	< 0.13	< 0.13	1.3	1.5	< 0.13	1.2	1.5	0.46 J	0.19 J	< 0.1	NA
o-Xylene	400	2000	NA	NA	NA	NA	NA	NA	NA	NA	NA	NA	NA	NA	NA	NA	0.17 J	0.11 J	0.1 J	NA
p-Isopropyltoluene	NE	NE	1.7	1.6	0.72	1.1	0.83	< 0.24	2.4	< 0.17	< 0.17	< 0.17	0.56 J	< 0.17	< 0.17	0.95 J	0.35 J	0.16 J	0.14 J	NA
sec-Butylbenzene	NE	NE	1.9	1.8	1.5	1.5	1.0	0.56 J	1.8	< 0.15	< 0.15	< 0.15	0.82 J	< 0.15	< 0.15	0.86 J	0.38 J	0.13 J	< 0.13	NA
Styrene	10	100	0.53	0.51	< 0.5	< 0.5	1.1	< 0.26	0.64 J	< 0.1	< 0.1	< 0.1	< 0.10	< 0.10	< 0.10	< 0.39	< 0.065	0.1 BJ	0.07 J	NA
tert-Butylbenzene	NE	NE	0.27	0.31	0.22	0.24	< 0.2	< 0.24	< 0.14	< 0.14	< 0.14	< 0.14	< 0.14	< 0.14	< 0.14	< 0.40	< 0.12	< 0.12	< 0.12	NA
Tetrachloroethene	0.5	5	< 0.5	< 0.5	< 0.5	< 0.5	< 0.5	< 0.22	< 0.17	***0.53 J***	< 0.17	< 0.17	***0.66 J***	< 0.17	< 0.17	< 0.37	***0.6***	< 0.081	< 0.081	NA
Toluene	160	800	3.3	3.3	1.2	1.8	2.0	2.5	6.3	0.82	< 0.11	1.1	1.1	< 0.11	1.9	2.4	0.75	0.32 BJ	0.32 J	NA
trans-1,2-Dichloroethene	20	100	< 0.5	< 0.5	< 0.5	< 0.5	< 0.5	< 0.27	< 0.25	< 0.25	< 0.25	< 0.25	< 0.25	< 0.25	< 0.25	< 0.35	< 0.11	< 0.11	< 0.11	NA
Trichloroethene	0.5	5	< 0.2	< 0.2	< 0.2	< 0.2	< 0.2	< 0.18	< 0.19	< 0.19	< 0.19	< 0.19	< 0.19	< 0.19	< 0.19	< 0.16	< 0.062	< 0.062	< 0.062	NA
Trichlorofluoromethane	698	3490	< 1.7	< 2	< 2	< 2	< 2	< 0.22	< 0.19	< 0.19	< 0.19	< 0.19	< 1.0	< 1.0	< 1.0	< 1.0	< 0.50	< 0.5	< 0.5	NA
Vinyl chloride	0.02	0.2	< 0.2	< 0.2	< 0.2	< 0.2	< 0.2	< 0.13	< 0.1	< 0.1	< 0.1	< 0.1	< 0.10	< 0.10	< 0.10	< 0.20	< 0.16	< 0.16	< 0.16	NA
Xylenes, Total	400	2000	9.6	8.2	2.6	4.5	6.4	7.8	25	1.8	< 0.068	3.3	2.8	1.9	3.3	3.7	0.95	0.48 J	0.45 J	NA
Total PCBs																				
Aroclor-1016	0.003	0.03	NA	NA	NA	NA	NA	NA	< 0.17	NA	NA	NA	NA	NA	NA	NA	NA	< 0.035	< 0.035	< 0.035
Aroclor-1232	0.003	0.03	NA	NA	NA	NA	NA	NA	< 0.094	NA	NA	NA	NA	NA	NA	NA	NA	< 0.037	< 0.037	< 0.037
Aroclor-1242	0.003	0.03	NA	NA	NA	NA	NA	NA	< 0.13	NA	NA	NA	NA	NA	NA	NA	NA	< 0.038	< 0.038	< 0.038
Aroclor-1248	0.003	0.03	NA	NA	NA	NA	NA	NA	< 0.11	NA	NA	NA	NA	NA	NA	NA	NA	< 0.02	< 0.02	< 0.020
Total Detected PCBs	0.003	0.03	NA	NA	NA	NA	NA	NA	ND	NA	NA	NA	NA	NA	NA	NA	NA	ND	ND	ND
Dissolved PCBs																				
Aroclor-1016	0.003	0.03	NA	NA	NA	NA	NA	NA	NA	NA	NA	NA	NA	NA	NA	NA	NA	NA	NA	NA
Aroclor-1232	0.003	0.03	NA	NA	NA	NA	NA	NA	NA	NA	NA	NA	NA	NA	NA	NA	NA	NA	NA	NA
Aroclor-1242	0.003	0.03	NA	NA	NA	NA	NA	NA	NA	NA	NA	NA	NA	NA	NA	NA	NA	NA	NA	NA
Aroclor-1248	0.003	0.03	NA	NA	NA	NA	NA	NA	NA	NA	NA	NA	NA	NA	NA	NA	NA	NA	NA	NA
Total Detected PCBs	0.003	0.03	NA	NA	NA	NA	NA	NA	NA	NA	NA	NA	NA	NA	NA	NA	NA	NA	NA	NA
Solids																				
Total Dissolved Solids (mg/L)	NE	NE	NA	NA	NA	NA	NA	NA	NA	NA	NA	NA	NA	NA	NA	NA	NA	3970	3910	3400
Total Suspended Solids (TSS) (mg/L)	NE	NE	NA	NA	NA	NA	NA	NA	NA	NA	NA	NA	NA	NA	NA	NA	NA	1.2 J	1.2 J	7.4

Notes on Page 61.

Table 16: Groundwater Analytical Results Summary
Madison-Kipp Corporation
Madison, Wisconsin

WELL ID			MW-6S	MW-6S[3]	MW-6S	MW-6S	MW-6S	MW-6S	MW-6D	MW-6D	MW-6D	MW-6D	MW-6D	MW-6D	MW-6D	MW-6D	MW-6D[3]	MW-6D	MW-6D[3]	MW-6D	MW-6D[3]
SCREEN INTERVAL (feet bgs)	PREVENTIVE	ENFORCEMENT	31.4 - 41.4 ft	31.4 - 41.4 ft	31.4 - 41.4 ft	31.4 - 41.4 ft	31.4 - 41.4 ft	31.4 - 41.4 ft	65.5 - 70.5 ft	65.5 - 70.5 ft	65.5 - 70.5 ft	65.5 - 70.5 ft	65.5 - 70.5 ft	65.5 - 70.5 ft	65.5 - 70.5 ft	65.5 - 70.5 ft	65.5 - 70.5 ft	65.5 - 70.5 ft	65.5 - 70.5 ft	65.5 - 70.5 ft	65.5 - 70.5 ft
SAMPLE DATE	ACTION LIMIT	STANDARD	10/15/2018	10/15/2018	04/12/2019	10/11/2019	7/16/2020	10/15/2020	12/31/2009	04/07/2010	07/01/2010	10/01/2010	12/28/2010	03/31/2011	04/12/2012	01/16/2013	01/16/2013	04/20/2013	04/20/2013	07/18/2013	07/18/2013
VOCs																					
1,1,1,2-Tetrachloroethane	7	70	< 0.11	< 0.11	NA	< 0.27	NA	< 0.27	< 13	< 20	< 13	< 0.25	< 2.5	< 10	< 0.62	< 0.5	< 0.5	< 0.5	< 0.5	< 0.5	< 0.5
1,1,1-Trichloroethane	40	200	< 0.10	< 0.10	NA	< 0.24	NA	< 0.24	< 25	< 40	< 25	< 0.5	< 5	< 20	< 0.52	< 0.4	< 0.4	< 0.4	< 0.4	< 0.4	< 0.4
1,1,2-Trichloroethane	0.5	5	< 0.10	< 0.10	NA	< 0.55	NA	< 0.55	< 13	< 20	< 13	< 0.25	< 2.5	< 10	< 0.6	< 0.56	< 0.56	< 0.56	< 0.56	< 0.56	< 0.56
1,1-Dichloroethene	0.7	7	< 0.14	< 0.14	NA	< 0.24	NA	< 0.24	< 25	< 40	< 25	< 0.5	< 5	< 20	< 0.58	< 0.62	< 0.62	< 0.62	< 0.62	< 0.62	< 0.62
1,2,4-Trimethylbenzene	96	480	< 0.060	< 0.060	NA	< 0.84	NA	< 0.84	***330***	***130***	***130***	***160***	***180***	74	19	23	25	11	6.1	16	17
1,2-Dibromoethane	0.005	0.05	< 0.13	< 0.13	NA	< 0.83	NA	< 0.83	***15***	< 16	< 10	***11***	***9.7***	< 8	< 0.9	< 0.72	< 0.72	< 0.72	< 0.72	< 0.72	< 0.72
1,2-Dichlorobenzene	60	600	< 0.076	< 0.076	NA	< 0.71	NA	< 0.71	< 10	< 16	< 10	< 0.2	< 2	< 8	< 0.42	< 0.54	< 0.54	< 0.54	< 0.54	< 0.54	< 0.54
1,2-Dichloroethane	0.5	5	< 0.078	< 0.078	NA	< 0.28	NA	< 0.28	< 25	< 40	< 25	< 0.5	< 5	< 20	< 0.56	< 0.56	< 0.56	< 0.56	< 0.56	< 0.56	< 0.56
1,2-Dichloropropane	0.5	5	< 0.10	< 0.10	NA	< 0.28	NA	< 0.28	< 25	< 40	< 25	***7.2***	***6***	< 20	< 0.72	< 0.4	< 0.4	***1.9 J***	***1.7 J***	< 0.4	< 0.4
1,2,3-Trichlorobenzene	NE	NE	< 0.045	< 0.045	NA	< 0.63	NA	< 2.2	< 13	< 20	< 13	< 0.25	< 2.5	< 10	< 0.72	< 0.48	< 0.48	< 0.48	< 0.48	< 0.48	< 0.48
1,2,4-Trichlorobenzene	14	70	< 0.077	< 0.077	NA	< 0.95	NA	< 0.95	< 13	< 20	< 13	< 0.25	< 2.5	< 10	< 0.44	< 0.62	< 0.62	< 0.62	< 0.62	< 0.62	< 0.62
1,3,5-Trimethylbenzene	96	480	< 0.075	< 0.075	NA	< 0.87	NA	< 0.87	23	< 16	< 10	13	13	< 8	< 0.46	< 0.36	< 0.36	< 0.36	< 0.36	< 0.36	< 0.36
2-Butanone	800	4000	< 3.0	< 3.0	NA	< 2.9	NA	< 2.9	NA	NA	NA	NA	NA	NA	NA	NA	NA	NA	NA	NA	NA
2-Hexanone	NE	NE	< 0.95	< 0.95	NA	< 2.5	NA	< 5.2	NA	NA	NA	NA	NA	NA	NA	NA	NA	NA	NA	NA	NA
4-Methyl-2-pentanone	50	500	< 0.77	< 0.77	NA	< 1.5	NA	< 4.6	NA	NA	NA	NA	NA	NA	NA	NA	NA	NA	NA	NA	NA
Acetone	1800	9000	< 3.4	< 13 U	NA	< 2.7	NA	< 2.7	NA	NA	NA	NA	NA	NA	NA	NA	NA	NA	NA	NA	NA
Benzene	0.5	5	0.10 J	< 0.089	NA	< 0.25	NA	< 0.25	***3900***	***3200***	***2900***	< 0.2	***2900***	***2100***	***1500***	***1300***	***1400***	***600***	***500***	***810***	***800***
Bromodichloromethane	0.06	0.6	< 0.077	< 0.077	NA	< 0.36	NA	< 0.36	< 10	< 16	< 10	< 0.2	< 2	< 8	< 0.46	< 0.34	< 0.34	< 0.34	< 0.34	< 0.34	< 0.34
Bromoform	0.44	4.4	< 0.088	< 0.088	NA	< 4.0	NA	< 4.0	< 10	< 16	< 10	< 0.2	< 2	< 8	< 0.9	< 0.56	< 0.56	< 0.56	< 0.56	< 0.56	< 0.56
Bromomethane	1	10	< 0.59	< 0.59	NA	< 0.97	NA	< 0.97	< 25	< 40	< 25	< 0.5	< 5	< 20	< 0.98	< 0.62	< 0.62	< 0.62	< 0.62	< 0.62	< 0.62
Carbon disulfide	200	1000	< 0.053	< 0.053	NA	< 0.37	NA	< 0.45	NA	NA	NA	NA	NA	NA	NA	NA	NA	NA	NA	NA	NA
Carbon tetrachloride	0.5	5	< 0.038	< 0.038	NA	< 0.17	NA	< 1.1	< 40	< 64	< 40	< 0.8	< 8	< 32	< 0.56	< 0.52	< 0.52	< 0.52	< 0.52	< 0.52	< 0.52
Chloroform	0.6	6	< 0.062	< 0.062	NA	< 1.3	NA	< 1.3	< 10	< 16	< 10	< 0.2	< 2	< 8	***3.6***	< 0.4	< 0.4	< 0.4	< 0.4	< 0.4	< 0.4
Chloromethane	3	30	< 0.50 U	< 0.50 U	NA	< 2.2	NA	< 2.2	< 15	< 24	< 15	< 0.3	< 3	< 12	< 0.48	< 0.36	< 0.36	< 0.36	< 0.36	< 0.36	< 0.36
cis-1,2-Dichloroethene	7	70	< 0.11	< 0.11	NA	< 0.27	NA	< 0.27	< 25	< 40	< 25	1.4	< 5	< 20	< 0.44	< 0.24	< 0.24	< 0.24	< 0.24	< 0.24	< 0.24
Dichlorodifluoromethane	200	1000	< 0.11	< 0.11	NA	< 0.50	NA	< 0.50	< 25	< 40	< 25	< 0.5	< 5	< 20	< 0.52	< 0.4	< 0.4	< 0.4	< 0.4	< 0.4	< 0.4
Ethylbenzene	140	700	< 0.054	< 0.054	NA	< 0.22	NA	< 0.32	47	< 40	26	39	35	< 20	8.7	7.5	7.9	3.5	2.8	7.1	7.9
Isopropylbenzene	NE	NE	< 0.081	< 0.081	NA	< 0.39	NA	< 1.7	54	43	32	45	40	35	23	30	32	16	12	27	30
m,p-Xylene	400	2000	< 0.057	< 0.057	NA	< 0.47	NA	< 0.47	NA	NA	NA	NA	NA	NA	NA	NA	NA	NA	NA	NA	NA
Methyl tert-butyl ether	12	60	< 0.14	< 0.14	NA	< 1.2	NA	< 1.2	< 25	< 40	< 25	< 0.5	< 5	< 20	< 0.56	< 0.48	< 0.48	< 0.48	< 0.48	< 0.48	< 0.48
Methylene chloride	0.5	5	< 0.29 U	< 0.35 U	NA	< 0.58	NA	< 0.58	< 50	< 80	< 50	< 1	< 10	< 40	< 1.3	< 1.4	< 1.4	< 1.4	< 1.4	< 1.4	< 1.4
Naphthalene	10	100	< 0.088	< 0.088	NA	< 1.2	NA	< 1.2	***380***	***280***	***370***	***370***	***360***	***190***	***110***	***54***	***58***	3.9	2.8	***50***	***64***
n-Butylbenzene	NE	NE	< 0.14	< 0.14	NA	< 0.71	NA	< 0.71	12	< 16	< 10	10	7.9	< 8	< 0.42	< 0.26	< 0.26	< 0.26	< 0.26	5.0	6.3
n-Hexane	120	600	< 0.21	< 0.21	NA	< 1.7	NA	< 1.7	NA	NA	NA	NA	NA	NA	NA	NA	NA	NA	NA	NA	NA
n-Propylbenzene	NE	NE	< 0.10	< 0.10	NA	< 0.81	NA	< 0.81	49	< 40	27	36	31	21	11	13	14	5.4	3.6	12	13
o-Xylene	400	2000	< 0.058	< 0.058	NA	< 0.26	NA	< 0.26	NA	NA	NA	NA	NA	NA	NA	NA	NA	NA	NA	NA	NA
p-Isopropyltoluene	NE	NE	< 0.085	< 0.085	NA	< 0.80	NA	< 0.80	< 10	< 16	< 10	6.5	5.1	< 8	2.6	3.8	3.9	1.7 J	1.2 J	3.2	3.6
sec-Butylbenzene	NE	NE	< 0.13	< 0.13	NA	< 0.85	NA	< 0.85	< 13	< 20	< 13	4.7	4.2	< 10	2.2	3.4	3.8	2.0	1.3 J	3.2	3.6
Styrene	10	100	< 0.065	< 0.065	NA	< 0.47	NA	< 3.0	< 25	< 40	< 25	3.5	***12***	< 20	< 0.52	< 0.2	< 0.2	< 0.2	< 0.2	< 0.2	< 0.2
tert-Butylbenzene	NE	NE	< 0.12	< 0.12	NA	< 0.30	NA	< 0.30	< 10	< 16	< 10	< 0.2	< 2	< 8	< 0.48	< 0.28	< 0.28	< 0.28	< 0.28	< 0.28	< 0.28
Tetrachloroethene	0.5	5	0.10 J	< 0.081	NA	< 0.33	NA	< 0.33	***36***	***45***	***27***	***30***	***26***	***28***	***20***	***25***	***26***	***22***	***17***	***23***	***25***
Toluene	160	800	< 0.053	0.070 J	NA	< 0.17	NA	< 0.27	130	100	88	120	120	58	36	30	31	9.4	7.8	24	27
trans-1,2-Dichloroethene	20	100	< 0.11	< 0.11	NA	< 1.1	NA	< 0.46	< 25	< 40	< 25	< 0.5	< 5	< 20	< 0.54	< 0.5	< 0.5	< 0.5	< 0.5	< 0.5	< 0.5
Trichloroethene	0.5	5	< 0.062	< 0.062	NA	< 0.26	NA	< 0.26	< 10	< 16	< 10	***4.5***	***4.5***	< 8	***3.9***	***11***	***11***	***13***	***11***	***12***	< 0.38
Trichlorofluoromethane	698	3490	< 0.13	< 0.13	NA	< 0.21	NA	< 0.21	< 85	< 160	< 100	< 2	< 20	< 80	< 0.44	< 0.38	< 0.38	< 0.38	< 0.38	< 0.38	< 0.38
Vinyl chloride	0.02	0.2	< 0.16	< 0.16	NA	< 0.17	NA	< 0.17	< 10	< 16	< 10	< 0.2	< 2	< 8	< 0.26	< 0.2	< 0.2	< 0.2	< 0.2	< 0.2	< 0.2
Xylenes, Total	400	2000	< 0.12	< 0.12	NA	< 1.5	NA	< 1.5	***630***	320	250	***450***	***400***	130	40	40	41	12	8.3	34	39
Total PCBs																					
Aroclor-1016	0.003	0.03	< 0.0072	< 0.0072	< 0.0072	< 0.0072	< 0.0072 J-	< 0.0072	NA	NA	NA	NA	NA	NA	NA	< 0.17	NA	NA	NA	NA	NA
Aroclor-1232	0.003	0.03	< 0.0042	< 0.0042	< 0.0042	< 0.0042	< 0.0042 J-	< 0.0042	NA	NA	NA	NA	NA	NA	NA	< 0.094	NA	NA	NA	NA	NA
Aroclor-1242	0.003	0.03	< 0.013	< 0.013	< 0.013	< 0.013	< 0.013 J-	< 0.013	NA	NA	NA	NA	NA	NA	NA	< 0.13	NA	NA	NA	NA	NA
Aroclor-1248	0.003	0.03	< 0.011	< 0.011	< 0.011	< 0.011	< 0.011 J-	< 0.011	NA	NA	NA	NA	NA	NA	NA	< 0.11	NA	NA	NA	NA	NA
Total Detected PCBs	0.003	0.03	ND	ND	ND	ND	ND	ND	NA	NA	NA	NA	NA	NA	NA	ND	NA	NA	NA	NA	NA
Dissolved PCBs																					
Aroclor-1016	0.003	0.03	NA	NA	NA	NA	NA	NA	NA	NA	NA	NA	NA	NA	NA	NA	NA	NA	NA	NA	NA
Aroclor-1232	0.003	0.03	NA	NA	NA	NA	NA	NA	NA	NA	NA	NA	NA	NA	NA	NA	NA	NA	NA	NA	NA
Aroclor-1242	0.003	0.03	NA	NA	NA	NA	NA	NA	NA	NA	NA	NA	NA	NA	NA	NA	NA	NA	NA	NA	NA
Aroclor-1248	0.003	0.03	NA	NA	NA	NA	NA	NA	NA	NA	NA	NA	NA	NA	NA	NA	NA	NA	NA	NA	NA
Total Detected PCBs	0.003	0.03	NA	NA	NA	NA	NA	NA	NA	NA	NA	NA	NA	NA	NA	NA	NA	NA	NA	NA	NA
Solids																					
Total Dissolved Solids (mg/L)	NE	NE	3940	3940	4400	5010	6070	6610	NA	NA	NA	NA	NA	NA	NA	NA	NA	NA	NA	NA	NA
Total Suspended Solids (TSS) (mg/L)	NE	NE	1.0	1.2	1.8 J	2.2	4.8	3.6	NA	NA	NA	NA	NA	NA	NA	NA	NA	NA	NA	NA	NA

Notes on Page 61.

Table 16: Groundwater Analytical Results Summary
Madison-Kipp Corporation
Madison, Wisconsin

WELL ID			MW-6D	MW-6D[3]	MW-6D	MW-6D[3]	MW-6D	MW-6D[3]	MW-6D	MW-6D[3]	MW-6D	MW-6D[3]	MW-6D	MW-6D	MW-6D	MW-6D	MW-6D[3]	MW-6D	MW-6D[3]
SCREEN INTERVAL (feet bgs)	PREVENTIVE	ENFORCEMENT	65.5 - 70.5 ft	65.5 - 70.5 ft	65.5 - 70.5 ft	65.5 - 70.5 ft	65.5 - 70.5 ft	65.5 - 70.5 ft	65.5 - 70.5 ft	65.5 - 70.5 ft	65.5 - 70.5 ft	65.5 - 70.5 ft	65.5 - 70.5 ft	65.5 - 70.5 ft	65.5 - 70.5 ft	65.5 - 70.5 ft	65.5 - 70.5 ft	65.5 - 70.5 ft	65.5 - 70.5 ft
SAMPLE DATE	ACTION LIMIT	STANDARD	10/07/2013	10/07/2013	04/17/2014	04/17/2014	10/16/2014	10/16/2014	04/14/2015	04/14/2015	10/22/2015	10/22/2015	01/22/2016	04/20/2016	07/19/2016	10/12/2016	10/12/2016	1/20/2017	1/20/2017
VOCs																			
1,1,1,2-Tetrachloroethane	7	70	< 0.25	< 0.25	< 0.50	< 0.50	< 0.50	< 0.50	< 0.50	< 0.50	< 0.46	< 0.92	< 2.2	< 5.5	< 1.1	< 5.5	< 5.5	< 11	< 5.5
1,1,1-Trichloroethane	40	200	< 0.2	< 0.2	< 0.40	< 0.40	< 0.40	< 0.40	< 0.40	< 0.40	< 0.38	< 0.76	< 2.0	< 5.0	< 1.0	< 5.0	< 5.0	< 10	< 5.0
1,1,2-Trichloroethane	0.5	5	< 0.28	< 0.28	< 0.56	< 0.56	< 0.56	< 0.56	< 0.56	< 0.56	< 0.35	< 0.70	< 2.0	< 5.0	< 1.0	< 5.0	< 5.0	< 10	< 5.0
1,1-Dichloroethene	0.7	7	< 0.31	< 0.31	< 0.62	< 0.62	< 0.62	< 0.62	< 0.62	< 0.62	< 0.39	< 0.78	< 2.8	< 7.0	< 1.4	< 7.0	< 7.0	< 14	< 7.0
1,2,4-Trimethylbenzene	96	480	41	38	9.7	8.9	13	13	4.0	4.2	6.9	6.6	9.0 J	15 J	57	***100***	***110***	***110 B***	***110***
1,2-Dibromoethane	0.005	0.05	< 0.36	< 0.36	< 0.72	< 0.72	< 0.72	< 0.72	< 0.72	< 0.72	< 0.39	< 0.77	< 2.6	< 6.5	< 1.3	< 6.5	< 6.5	< 13	< 6.5
1,2-Dichlorobenzene	60	600	< 0.27	< 0.27	< 0.54	< 0.54	< 0.54	< 0.54	< 0.54	< 0.54	< 0.33	< 0.67	< 1.5	< 3.8	< 0.76	< 3.8	< 3.8	< 7.6	< 3.8
1,2-Dichloroethane	0.5	5	< 0.28	< 0.28	< 0.56	< 0.56	< 0.56	< 0.56	< 0.56	< 0.56	< 0.39	< 0.78	< 1.6	< 3.9	< 0.78	< 3.9	< 3.9	< 7.8	< 3.9
1,2-Dichloropropane	0.5	5	< 0.2	< 0.2	< 0.40	***2.3***	***2.4***	< 0.40	***2.2***	< 0.40	< 0.43	< 0.86	< 2.0	< 5.0	< 1.0	< 5.0	< 5.0	< 10	< 5.0
1,2,3-Trichlorobenzene	NE	NE	< 0.24	< 0.24	< 0.48	< 0.48	< 0.48	< 0.48	< 0.48	< 0.48	< 0.46	< 0.92	< 0.90	< 2.3	< 0.45	< 2.3	< 2.3	< 4.5	< 2.3
1,2,4-Trichlorobenzene	14	70	< 0.31	< 0.31	< 0.62	< 0.62	< 0.62	< 0.62	< 0.62	< 0.62	< 0.34	< 0.68	< 1.5	< 3.9	< 0.77	< 3.9	< 3.9	< 7.7	< 3.9
1,3,5-Trimethylbenzene	96	480	0.71 J	< 0.18	< 0.36	< 0.36	< 0.36	< 0.36	< 0.36	< 0.36	< 0.25	< 0.51	< 1.5	< 3.8	< 0.75	< 3.8	< 3.8	< 7.5	< 3.8
2-Butanone	800	4000	NA	NA	NA	NA	NA	NA	NA	NA	NA	NA	< 60	< 150	< 30	< 150	< 150	< 300	< 150
2-Hexanone	NE	NE	NA	NA	NA	NA	NA	NA	NA	NA	NA	NA	< 19	< 48	< 9.5	< 48	< 48	< 95	< 48
4-Methyl-2-pentanone	50	500	NA	NA	NA	NA	NA	NA	NA	NA	NA	NA	< 15	< 39	< 7.7	< 39	< 39	< 77	< 39
Acetone	1800	9000	NA	NA	NA	NA	NA	NA	NA	NA	NA	NA	< 68	< 170	< 34	< 170	< 170	< 340	< 170
Benzene	0.5	5	***1000***	***840***	***650***	***710***	***990***	***980***	***790***	***700***	***660***	***560***	***610***	***810***	***1400***	***1600***	***1700***	***2100***	***2200***
Bromodichloromethane	0.06	0.6	< 0.17	< 0.17	< 0.34	< 0.34	< 0.34	< 0.34	< 0.34	< 0.34	< 0.37	< 0.74	< 1.5	< 3.9	< 0.77	< 3.9	< 3.9	< 7.7	< 3.9
Bromoform	0.44	4.4	< 0.28	< 0.28	< 0.56	< 0.56	< 0.56	< 0.56	< 0.56	< 0.56	< 0.48	< 0.97	< 1.8	< 4.4	< 0.88	< 4.4	< 4.4	< 8.8	< 4.4
Bromomethane	1	10	< 0.31	< 0.31	< 0.62	< 0.62	< 0.62	< 0.62	< 0.62	< 0.62	< 0.80	< 1.6	< 12	< 30	< 5.9	< 30	< 30	< 59	< 30
Carbon disulfide	200	1000	NA	NA	NA	NA	NA	NA	NA	NA	NA	NA	< 1.1	< 2.7	< 0.53	8.5 J	< 2.7	< 5.3	< 2.7
Carbon tetrachloride	0.5	5	< 0.26	< 0.26	< 0.52	< 0.52	< 0.52	< 0.52	< 0.52	< 0.52	< 0.38	< 0.77	< 0.76	< 1.9	< 0.38	< 1.9	< 1.9	< 3.8	< 1.9
Chloroform	0.6	6	< 0.2	< 0.2	< 0.40	< 0.40	< 0.40	< 0.40	< 0.40	< 0.40	< 0.37	< 0.74	< 1.2	***5.5 BJ***	< 0.62	< 3.1	< 3.1	< 6.2	< 3.1
Chloromethane	3	30	< 0.18	< 0.18	< 0.36	< 0.36	< 0.36	< 0.36	< 0.36	< 0.36	< 0.32	< 0.64	< 3.2	< 8.0	< 1.6	***45 BJ***	***47 J***	***28 BJ***	***9.5 BJ***
cis-1,2-Dichloroethene	7	70	0.89 J	< 0.12	2.8	2.5	2.4	2.2	2.9	3.4	3.1	3.2	3.6 J	< 5.5	3.8 J	< 5.5	< 5.5	< 11	< 5.5
Dichlorodifluoromethane	200	1000	< 0.2	< 0.2	< 0.40	< 0.40	< 0.40	< 0.40	< 0.40	< 0.40	< 0.54	< 1.1	< 2.2	< 5.5	< 1.1	< 5.5	< 5.5	< 11	< 5.5
Ethylbenzene	140	700	8.1	7.5	6.7	6.3	8.0	7.2	3.3	3.5	4.7	4.5	4.0 J	6.0 J	11	18 J	20 J	21 J	20 J
Isopropylbenzene	NE	NE	29	27	22	21	24	20	13	13	17	16	5.8 J	22 J	31	31	28	29 BJ	31
m,p-Xylene	400	2000	NA	NA	NA	NA	NA	NA	NA	NA	NA	NA	8.2 J	22 J	98	140	130	110 B	110 B
Methyl tert-butyl ether	12	60	< 0.24	< 0.24	< 0.48	< 0.48	< 0.48	< 0.48	< 0.48	< 0.48	< 0.39	< 0.79	< 2.8	< 7.0	< 1.4	< 7.0	< 7.0	< 14	< 7.0
Methylene chloride	0.5	5	< 0.68	< 0.68	< 1.4	< 1.4	***76***	***61***	< 1.4	< 1.4	< 1.6	< 3.3	< 2.8	< 7.0	***51***	< 7.0	< 7.0	< 14	< 7.0
Naphthalene	10	100	***72***	***71***	***12***	***10***	***18***	***15***	< 0.32	< 0.32	2.9	2.6	< 1.8	7.0 BJ	***67***	***110 J***	***110 J***	***140 BJ***	***140 J***
n-Butylbenzene	NE	NE	< 0.13	4.3	< 0.26	< 0.26	< 0.26	< 0.26	< 0.26	< 0.26	< 0.39	< 0.78	< 2.8	< 7.0	5.5	< 7.0	< 7.0	< 14	< 7.0
n-Hexane	120	600	NA	NA	NA	NA	NA	NA	NA	NA	NA	NA	< 4.2	< 11	< 2.1	< 11	< 11	< 21	< 11
n-Propylbenzene	NE	NE	14	13	9.2	8.6	7.9	7.5	3.8	4.0	5.5	5.5	2.6 J	10 J	17	20 J	19 J	23 J	21 J
o-Xylene	400	2000	NA	NA	NA	NA	NA	NA	NA	NA	NA	NA	2.6 J	< 2.9	5.3	8.0 J	6.5 J	13 BJ	11 BJ
p-Isopropyltoluene	NE	NE	3.4	< 0.17	2.7	2.5	2.5	2.2	< 0.34	< 0.34	< 0.36	< 0.72	< 1.7	< 4.3	3.6 J	< 4.3	< 4.3	< 8.5	< 4.3
sec-Butylbenzene	NE	NE	3.2	3.0	3.0	2.8	2.8	2.3	< 0.30	< 0.30	2.3	2.3	< 2.6	< 6.5	3.4 J	< 6.5	< 6.5	< 13	< 6.5
Styrene	10	100	1.0	< 0.1	< 0.20	< 0.20	< 0.20	< 0.20	< 0.20	< 0.20	< 0.39	< 0.77	< 1.3	< 3.3	1.7 J	< 3.3	< 3.3	< 6.5	< 3.3
tert-Butylbenzene	NE	NE	< 0.14	< 0.14	< 0.28	< 0.28	< 0.28	< 0.28	< 0.28	< 0.28	< 0.40	< 0.80	< 2.4	< 6.0	< 1.2	< 6.0	< 6.0	< 12	< 6.0
Tetrachloroethene	0.5	5	***17***	***16***	***10***	***8.9***	***4***	***3.1***	< 0.34	< 0.34	***0.97 J***	***1.6 J***	***1.8 J***	< 4.1	***2.7 J***	***7.0 J***	***9.0 J***	< 8.1	< 4.1
Toluene	160	800	38	35	25	24	26	27	17	17	22	22	13	23 J	65	90	95	120 B	110 B
trans-1,2-Dichloroethene	20	100	< 0.25	< 0.25	< 0.50	< 0.50	< 0.50	< 0.50	< 0.50	< 0.50	< 0.35	< 0.70	< 2.2	< 5.5	< 1.1	< 5.5	< 5.5	< 11	< 5.5
Trichloroethene	0.5	5	***18***	***17***	***24***	***23***	***31***	***28***	***21***	***22***	***19***	***18***	***8.4 J***	***24 J***	***25***	***24 J***	***22 J***	***23 BJ***	***20 BJ***
Trichlorofluoromethane	698	3490	< 0.19	< 0.19	< 2.0	< 2.0	< 2.0	< 2.0	< 2.0	< 2.0	< 1.0	< 2.0	< 10	< 25	< 5.0	< 25	< 25	< 50	< 25
Vinyl chloride	0.02	0.2	< 0.1	< 0.1	< 0.20	< 0.20	< 0.20	< 0.20	< 0.20	< 0.20	< 0.20	< 0.41	< 3.2	< 8.0	< 1.6	< 8.0	< 8.0	< 16	< 8.0
Xylenes, Total	400	2000	63	58	16	15	25	24	8.6	9.1	16	16	10.8	22	103.3	148	136.5	120 BJ	120 B
Total PCBs																			
Aroclor-1016	0.003	0.03	NA	NA	NA	NA	NA	NA	NA	NA	NA	NA	NA	NA	NA	NA	NA	NA	NA
Aroclor-1232	0.003	0.03	NA	NA	NA	NA	NA	NA	NA	NA	NA	NA	NA	NA	NA	NA	NA	NA	NA
Aroclor-1242	0.003	0.03	NA	NA	NA	NA	NA	NA	NA	NA	NA	NA	NA	NA	NA	NA	NA	NA	NA
Aroclor-1248	0.003	0.03	NA	NA	NA	NA	NA	NA	NA	NA	NA	NA	NA	NA	NA	NA	NA	NA	NA
Total Detected PCBs	0.003	0.03	NA	NA	NA	NA	NA	NA	NA	NA	NA	NA	NA	NA	NA	NA	NA	NA	NA
Dissolved PCBs																			
Aroclor-1016	0.003	0.03	NA	NA	NA	NA	NA	NA	NA	NA	NA	NA	NA	NA	NA	NA	NA	NA	NA
Aroclor-1232	0.003	0.03	NA	NA	NA	NA	NA	NA	NA	NA	NA	NA	NA	NA	NA	NA	NA	NA	NA
Aroclor-1242	0.003	0.03	NA	NA	NA	NA	NA	NA	NA	NA	NA	NA	NA	NA	NA	NA	NA	NA	NA
Aroclor-1248	0.003	0.03	NA	NA	NA	NA	NA	NA	NA	NA	NA	NA	NA	NA	NA	NA	NA	NA	NA
Total Detected PCBs	0.003	0.03	NA	NA	NA	NA	NA	NA	NA	NA	NA	NA	NA	NA	NA	NA	NA	NA	NA
Solids																			
Total Dissolved Solids (mg/L)	NE	NE	NA	NA	NA	NA	NA	NA	NA	NA	NA	NA	NA	NA	NA	NA	NA	NA	NA
Total Suspended Solids (TSS) (mg/L)	NE	NE	NA	NA	NA	NA	NA	NA	NA	NA	NA	NA	NA	NA	NA	NA	NA	NA	NA

Notes on Page 61.

Table 16: Groundwater Analytical Results Summary
Madison-Kipp Corporation
Madison, Wisconsin

WELL ID			MW-6D	MW-6D[3]	MW-6D	MW-6D	MW-6D	MW-6D	MW-6D[3]	MW-6D	MW-6D	MW-6D[3]	MW-7	MW-7	MW-7	MW-7	MW-7	MW-7	MW-8	MW-8	MW-8	MW-8	MW-8	MW-8
SCREEN INTERVAL (feet bgs)	PREVENTIVE	ENFORCEMENT	65.5 - 70.5 ft	65.5 - 70.5 ft	65.5 - 70.5 ft	65.5 - 70.5 ft	65.5 - 70.5 ft	65.5 - 70.5 ft	65.5 - 70.5 ft	65.5 - 70.5 ft	65.5 - 70.5 ft	65.5 - 70.5 ft	24 - 35 ft	24 - 35 ft	24 - 35 ft	24 - 35 ft	24 - 35 ft	24 - 35 ft	24 - 34 ft	24 - 34 ft	24 - 34 ft	24 - 34 ft	24 - 34 ft	24 - 34 ft
SAMPLE DATE	ACTION LIMIT	STANDARD	04/11/2017	04/11/2017	10/09/2017	04/04/2018	10/15/2018	04/11/2019	04/11/2019	10/11/2019	10/15/2020	10/15/2020	08/26/2011	04/10/2012	01/14/2013	04/16/2013	07/17/2013	10/03/2013	08/26/2011	04/10/2012	01/15/2013	04/16/2013	07/17/2013	10/03/2013
VOCs																								
1,1,1,2-Tetrachloroethane	7	70	< 11	< 1.1	< 5.5	< 0.11	< 5.5	< 6.7	< 6.7	< 6.7	< 2.7	< 2.7	< 0.25	< 0.31	< 0.25	< 0.25	< 0.25	< 0.25	< 0.25	< 0.31	< 0.25	< 0.25	< 0.25	< 0.25
1,1,1-Trichloroethane	40	200	< 10	< 1.0	< 5	< 0.10	< 5.0	< 6.1	< 6.1	< 6.1	< 2.4	< 2.4	< 0.5	< 0.26	< 0.2	< 0.2	< 0.2	< 0.2	< 0.5	< 0.26	< 0.2	< 0.2	< 0.2	< 0.2
1,1,2-Trichloroethane	0.5	5	< 10	< 1.0	< 5	< 0.10	< 5.0	< 13.8	< 13.8	< 13.8	< 5.5	< 5.5	< 0.25	< 0.3	< 0.28	< 0.28	< 0.28	< 0.28	< 0.25	< 0.3	< 0.28	< 0.28	< 0.28	< 0.28
1,1-Dichloroethene	0.7	7	< 14	< 1.4	< 7	< 0.14	< 7.0	< 6.1	< 6.1	< 6.1	< 2.4	< 2.4	< 0.5	< 0.29	< 0.31	< 0.31	< 0.31	< 0.31	< 0.5	< 0.29	< 0.31	< 0.31	< 0.31	< 0.31
1,2,4-Trimethylbenzene	96	480	***96***	***110***	***170***	***140***	90	57.0 J	56.3 J	43.5 J	35.8	36.5	< 0.2	< 0.22	< 0.14	< 0.14	< 0.14	< 0.14	< 0.2	< 0.22	< 0.14	< 0.14	< 0.14	< 0.14
1,2-Dibromoethane	0.005	0.05	< 13	< 1.3	< 6.5	< 0.13	< 6.5	< 20.7	< 20.7	< 20.7	< 8.3	< 8.3	< 0.2	< 0.45	< 0.36	< 0.36	< 0.36	< 0.36	< 0.2	< 0.45	< 0.36	< 0.36	< 0.36	< 0.36
1,2-Dichlorobenzene	60	600	< 7.6	< 0.76	< 3.8	< 0.076	< 3.8	< 17.6	< 17.6	< 17.6	< 7.1	< 7.1	< 0.2	< 0.21	< 0.27	< 0.27	< 0.27	< 0.27	< 0.2	< 0.21	< 0.27	< 0.27	< 0.27	< 0.27
1,2-Dichloroethane	0.5	5	< 7.8	< 0.78	< 3.9	< 0.078	< 3.9	< 7.0	< 7.0	< 7.0	< 2.8	< 2.8	< 0.5	< 0.28	< 0.28	< 0.28	< 0.28	< 0.28	< 0.5	< 0.28	< 0.28	< 0.28	< 0.28	< 0.28
1,2-Dichloropropane	0.5	5	< 10	< 1.0	< 5	< 0.10	< 5.0	< 7.1	< 7.1	< 7.1	< 2.8	< 2.8	< 0.5	< 0.36	< 0.2	< 0.2	< 0.2	< 0.2	< 0.5	< 0.36	< 0.2	< 0.2	< 0.2	< 0.2
1,2,3-Trichlorobenzene	NE	NE	< 4.5	< 0.45	< 2.3	< 0.045	< 2.3	< 15.6	< 15.6	< 15.6	< 22.1	< 22.1	< 0.25	< 0.36	< 0.24	< 0.24	< 0.24	< 0.24	< 0.25	< 0.36	< 0.24	< 0.24	< 0.24	< 0.24
1,2,4-Trichlorobenzene	14	70	< 7.7	< 0.77	< 3.9	< 0.077	< 3.9	< 23.8	< 23.8	< 23.8	< 9.5	< 9.5	< 0.25	< 0.22	< 0.31	< 0.31	< 0.31	< 0.31	< 0.25	< 0.22	< 0.31	< 0.31	< 0.31	< 0.31
1,3,5-Trimethylbenzene	96	480	< 7.5	< 0.75	< 3.8	2.1	< 3.8	< 21.8	< 21.8	< 21.8	< 8.7	< 8.7	< 0.2	< 0.23	< 0.18	< 0.18	< 0.18	< 0.18	< 0.2	< 0.23	< 0.18	< 0.18	< 0.18	< 0.18
2-Butanone	800	4000	< 300	< 30	< 150	< 3.0	< 150 J	< 73.4	< 73.4	< 73.4	< 29.4	< 29.4	NA	NA	NA	NA	NA	NA	NA	NA	NA	NA	NA	NA
2-Hexanone	NE	NE	< 95	< 9.5	< 48	< 0.95	< 48	< 61.4	< 61.4	< 61.4	< 52.1	< 52.1	NA	NA	NA	NA	NA	NA	NA	NA	NA	NA	NA	NA
4-Methyl-2-pentanone	50	500	< 77	< 7.7	< 39	< 0.77	< 39	< 38.3	< 38.3	< 38.3	< 46.4	< 46.4	NA	NA	NA	NA	NA	NA	NA	NA	NA	NA	NA	NA
Acetone	1800	9000	< 340	< 34	< 170	20	< 170	119 J	197 J	< 68.5 U	74.3 J	< 27.4	NA	NA	NA	NA	NA	NA	NA	NA	NA	NA	NA	NA
Benzene	0.5	5	***1700***	***1700***	***2000***	***2200***	***1500***	***1210***	***1280***	***1180***	***632***	***641***	< 0.2	< 0.12	< 0.074	< 0.074	< 0.074	< 0.074	< 0.2	< 0.12	< 0.074	< 0.074	< 0.074	< 0.074
Bromodichloromethane	0.06	0.6	< 7.7	< 0.77	< 3.9	< 0.077	< 3.9	< 9.1	< 9.1	< 9.1	< 3.6	< 3.6	< 0.2	< 0.23	< 0.17	< 0.17	< 0.17	< 0.17	< 0.2	< 0.23	< 0.17	< 0.17	< 0.17	< 0.17
Bromoform	0.44	4.4	< 8.8	< 0.88	< 4.4	< 0.088	< 4.4	< 99.3	< 99.3	< 99.3	< 39.7	< 39.7	< 0.2	< 0.45	< 0.28	< 0.28	< 0.28	< 0.28	< 0.2	< 0.45	< 0.28	< 0.28	< 0.28	< 0.28
Bromomethane	1	10	< 59	< 5.9	< 30	< 0.59	< 30	< 24.3	< 24.3	< 24.3	< 9.7	< 9.7	< 0.5	< 0.49	< 0.31	< 0.31	< 0.31	< 0.31	< 0.5	< 0.49	< 0.31	< 0.31	< 0.31	< 0.31
Carbon disulfide	200	1000	< 5.3	< 0.53	< 2.7	< 0.053	< 2.7	< 9.4	< 9.4	< 9.4	< 4.5	< 4.5	NA	NA	NA	NA	NA	NA	NA	NA	NA	NA	NA	NA
Carbon tetrachloride	0.5	5	< 3.8	< 0.38	< 1.9	< 0.038	< 1.9	< 4.1	< 4.1	< 4.1	< 10.8	< 10.8	< 0.8	< 0.28	< 0.26	< 0.26	< 0.26	< 0.26	< 0.8	< 0.28	< 0.26	< 0.26	< 0.26	< 0.26
Chloroform	0.6	6	< 6.2	< 0.62	< 3.1	< 0.062	< 3.1	< 31.8	< 31.8	< 31.8	< 12.7	< 12.7	< 0.2	< 0.25	< 0.2	< 0.2	< 0.2	< 0.2	< 0.2	< 0.25	< 0.2	< 0.2	< 0.2	< 0.2
Chloromethane	3	30	< 16	< 1.6	***19 J***	< 0.16	< 14 U	< 54.7	< 54.7	< 54.7	< 21.9	< 21.9	< 0.3	< 0.24	< 0.18	< 0.18	< 0.18	< 0.18	< 0.3	< 0.24	< 0.18	< 0.18	< 0.18	< 0.18
cis-1,2-Dichloroethene	7	70	< 11 J	***7.3 J***	< 5.5	***8.3***	***8.5 J***	< 6.8	< 6.8	***9.0 J***	***7.8 J***	***8.2 J***	< 0.5	< 0.22	< 0.12	< 0.12	< 0.12	< 0.12	< 0.5	< 0.22	< 0.12	< 0.12	< 0.12	< 0.12
Dichlorodifluoromethane	200	1000	< 11	< 1.1	< 5.5	< 0.11	< 5.5	< 12.5	< 12.5	< 12.5	< 5.0	< 5.0	< 0.5	< 0.26	< 0.2	< 0.2	< 0.2	< 0.2	< 0.5	< 0.26	< 0.2	< 0.2	< 0.2	< 0.2
Ethylbenzene	140	700	23 J	22	36	47	34	32.0	38.1	21.7 J	8.0 J	7.4 J	< 0.5	< 0.14	< 0.13	< 0.13	< 0.13	< 0.13	< 0.5	< 0.14	< 0.13	< 0.13	< 0.13	< 0.13
Isopropylbenzene	NE	NE	33 J	34	33	30	17 J	15.3 J	16.8 J	16.3 J	20.4 J	20.9 J	< 0.2	< 0.21	< 0.14	< 0.14	< 0.14	< 0.14	< 0.2	< 0.21	< 0.14	< 0.14	< 0.14	< 0.14
m,p-Xylene	400	2000	73 J	80	140	55	53	44.2 J	43.4 J	18.4 J	8.8 J	7.7 J	NA	NA	NA	NA	NA	NA	NA	NA	NA	NA	NA	NA
Methyl tert-butyl ether	12	60	< 14	< 1.4	< 7	< 0.14	< 7.0 J	< 31.1	< 31.1	< 31.1	< 12.5	< 12.5	< 0.5	< 0.28	< 0.24	< 0.24	< 0.24	< 0.24	< 0.5	< 0.28	< 0.24	< 0.24	< 0.24	< 0.24
Methylene chloride	0.5	5	< 14	< 1.4	< 7	< 0.14	< 7.0 J+	< 14.5	< 14.5	< 14.5	< 5.8	< 5.8	< 1	< 0.63	< 0.68	< 0.68	< 0.68	< 0.68	< 1	< 0.63	< 0.68	< 0.68	< 0.68	< 0.68
Naphthalene	10	100	***81 J***	***110 J***	***140 BJ***	***65***	< 41 U	< 29.4	< 29.4	< 29.4	< 11.8	< 11.8	< 0.25	< 0.24	< 0.16	< 0.16	< 0.16	< 0.16	< 0.25	< 0.24	< 0.16	< 0.16	< 0.16	< 0.16
n-Butylbenzene	NE	NE	< 14 J	6.3 J	< 7	4.2	< 7.0	< 17.7	< 17.7	< 17.7	< 7.1	< 7.1	< 0.2	< 0.21	< 0.13	< 0.13	< 0.13	< 0.13	< 0.2	< 0.21	< 0.13	< 0.13	< 0.13	< 0.13
n-Hexane	120	600	< 21	< 2.1	< 11	< 0.21	< 11	< 42.7	< 42.7	< 42.7	< 17.1	< 17.1	NA	NA	NA	NA	NA	NA	NA	NA	NA	NA	NA	NA
n-Propylbenzene	NE	NE	24 J	24	28	30	16 J	< 20.3	< 20.3	< 20.3	10.9 J	11.2 J	< 0.5	< 0.19	< 0.13	< 0.13	< 0.13	< 0.13	< 0.5	< 0.19	< 0.13	< 0.13	< 0.13	< 0.13
o-Xylene	400	2000	9.0 J	8.7	9.5 J	6.8	3.0 J	< 6.5	< 6.5	< 6.5	< 2.6	< 2.6	NA	NA	NA	NA	NA	NA	NA	NA	NA	NA	NA	NA
p-Isopropyltoluene	NE	NE	< 8.5	< 0.85	< 4.3	3.7	< 4.3	< 20.0	< 20.0	< 20.0	< 8.0	< 8.0	< 0.2	< 0.24	< 0.17	< 0.17	< 0.17	< 0.17	< 0.2	< 0.24	< 0.17	< 0.17	< 0.17	< 0.17
sec-Butylbenzene	NE	NE	< 13	< 1.3	< 6.5	3.8	< 6.5	< 21.2	< 21.2	< 21.2	< 8.5	< 8.5	< 0.25	< 0.19	< 0.15	< 0.15	< 0.15	< 0.15	< 0.25	< 0.19	< 0.15	< 0.15	< 0.15	< 0.15
Styrene	10	100	< 6.5	< 0.65	6 J	< 0.065	< 3.3	< 11.6	< 11.6	< 11.6	< 30.1	< 30.1	< 0.5	< 0.26	< 0.1	< 0.1	< 0.1	< 0.1	< 0.5	< 0.26	< 0.1	< 0.1	< 0.1	< 0.1
tert-Butylbenzene	NE	NE	< 12	< 1.2	< 6	0.35 J	< 6.0	< 7.6	< 7.6	< 7.6	< 3.0	< 3.0	< 0.2	< 0.24	< 0.14	< 0.14	< 0.14	< 0.14	< 0.2	< 0.24	< 0.14	< 0.14	< 0.14	< 0.14
Tetrachloroethene	0.5	5	< 8.1	***0.90 J***	***9 BJ***	***0.53***	< 4.1	< 8.2	< 8.2	< 8.2	< 3.3	< 3.3	< 0.5	< 0.22	< 0.17	< 0.17	< 0.17	< 0.17	< 0.5	< 0.22	< 0.17	< 0.17	< 0.17	< 0.17
Toluene	160	800	100	110	140	140	92	95.5 J	93.1 J	87.7 J	38.0	37.0	< 0.5	< 0.15	< 0.11	< 0.11	< 0.11	< 0.11	< 0.5	< 0.15	< 0.11	< 0.11	< 0.11	< 0.11
trans-1,2-Dichloroethene	20	100	< 11 J	1.8 J	< 5.5	3.3	< 5.5	< 27.3	< 27.3	< 27.3	5.2 J	5.3 J	< 0.5	< 0.27	< 0.25	< 0.25	< 0.25	< 0.25	< 0.5	< 0.27	< 0.25	< 0.25	< 0.25	< 0.25
Trichloroethene	0.5	5	***23 J***	***26***	***20 J***	***15***	***20 J***	***14.4 J***	***18.3 J***	***13.9 J***	***9.0 J***	***9.4 J***	< 0.2	< 0.18	< 0.19	< 0.19	< 0.19	< 0.19	< 0.2	< 0.18	< 0.19	< 0.19	< 0.19	< 0.19
Trichlorofluoromethane	698	3490	< 50	< 5.0	< 25	< 0.5	< 6.5	< 5.4	< 5.4	< 5.4	< 2.1	< 2.1	< 2	< 0.22	< 0.19	< 0.19	< 0.19	< 0.19	< 2	< 0.22	< 0.19	< 0.19	< 0.19	< 0.19
Vinyl chloride	0.02	0.2	< 16	< 1.6	< 8	< 0.16	< 8.0	< 4.4	< 4.4	< 4.4	< 1.7	< 1.7	< 0.2	< 0.13	< 0.1	< 0.1	< 0.1	< 0.1	< 0.2	< 0.13	< 0.1	< 0.1	< 0.1	< 0.1
Xylenes, Total	400	2000	82 J	89	150	62	56 J	44.2 J	43.4 J	< 37.5	< 15.0	< 15.0	< 0.5	< 0.3	< 0.068	< 0.068	< 0.068	< 0.068	< 0.5	< 0.3	< 0.068	< 0.068	< 0.068	< 0.068
Total PCBs																								
Aroclor-1016	0.003	0.03	NA	NA	NA	NA	< 0.0072	NA	NA	NA	NA	NA	NA	NA	NA	NA	NA	NA	NA	NA	NA	NA	NA	NA
Aroclor-1232	0.003	0.03	NA	NA	NA	NA	< 0.0042	NA	NA	NA	NA	NA	NA	NA	NA	NA	NA	NA	NA	NA	NA	NA	NA	NA
Aroclor-1242	0.003	0.03	NA	NA	NA	NA	< 0.013	NA	NA	NA	NA	NA	NA	NA	NA	NA	NA	NA	NA	NA	NA	NA	NA	NA
Aroclor-1248	0.003	0.03	NA	NA	NA	NA	< 0.011	NA	NA	NA	NA	NA	NA	NA	NA	NA	NA	NA	NA	NA	NA	NA	NA	NA
Total Detected PCBs	0.003	0.03	NA	NA	NA	NA	ND	NA	NA	NA	NA	NA	NA	NA	NA	NA	NA	NA	NA	NA	NA	NA	NA	NA
Dissolved PCBs																								
Aroclor-1016	0.003	0.03	NA	NA	NA	NA	NA	NA	NA	NA	NA	NA	NA	NA	NA	NA	NA	NA	NA	NA	NA	NA	NA	NA
Aroclor-1232	0.003	0.03	NA	NA	NA	NA	NA	NA	NA	NA	NA	NA	NA	NA	NA	NA	NA	NA	NA	NA	NA	NA	NA	NA
Aroclor-1242	0.003	0.03	NA	NA	NA	NA	NA	NA	NA	NA	NA	NA	NA	NA	NA	NA	NA	NA	NA	NA	NA	NA	NA	NA
Aroclor-1248	0.003	0.03	NA	NA	NA	NA	NA	NA	NA	NA	NA	NA	NA	NA	NA	NA	NA	NA	NA	NA	NA	NA	NA	NA
Total Detected PCBs	0.003	0.03	NA	NA	NA	NA	NA	NA	NA	NA	NA	NA	NA	NA	NA	NA	NA	NA	NA	NA	NA	NA	NA	NA
Solids																								
Total Dissolved Solids (mg/L)	NE	NE	NA	NA	NA	NA	1000	NA	NA	NA	NA	NA	NA	NA	NA	NA	NA	NA	NA	NA	NA	NA	NA	NA
Total Suspended Solids (TSS) (mg/L)	NE	NE	NA	NA	NA	NA	13.4	NA	NA	NA	NA	NA	NA	NA	NA	NA	NA	NA	NA	NA	NA	NA	NA	NA

Notes on Page 61.

Table 16: Groundwater Analytical Results Summary
Madison-Kipp Corporation
Madison, Wisconsin

WELL ID			MW-9D	MW-9D	MW-9D[3]	MW-9D	MW-9D	MW-9D	MW-9D	MW-9D	MW-9D	MW-9D	MW-9D	MW-9D	MW-9D	MW-9D	MW-9D	MW-9D[3]	MW-9D
SCREEN INTERVAL (feet bgs)	PREVENTIVE	ENFORCEMENT	44 - 49 ft	44 - 49 ft	44 - 49 ft	44 - 49 ft	44 - 49 ft	44 - 49 ft	44 - 49 ft	44 - 49 ft	44 - 49 ft	44 - 49 ft	44 - 49 ft	44 - 49 ft	44 - 49 ft	44 - 49 ft	44 - 49 ft	44 - 49 ft	44 - 49 ft
SAMPLE DATE	ACTION LIMIT	STANDARD	09/09/2011	04/11/2012	04/11/2012	01/15/2013	04/18/2013	07/18/2013	10/04/2013	04/16/2014	10/14/2014	04/09/2015	10/20/2015	10/13/2016	10/04/2017	10/11/2018	10/16/2019	10/16/2019	10/14/2020
VOCs																			
1,1,1,2-Tetrachloroethane	7	70	< 0.25	< 0.31	< 0.31	< 0.25	< 0.25	< 0.25	< 0.25	< 0.25	< 0.25	< 0.25	< 0.46	< 0.11	< 0.11	< 0.11	< 0.27	< 0.27	< 0.27
1,1,1-Trichloroethane	40	200	< 0.5	< 0.26	< 0.26	< 0.2	< 0.2	< 0.2	< 0.2	< 0.20	< 0.20	< 0.20	< 0.38	< 0.10	< 0.1	< 0.10	< 0.24	< 0.24	< 0.24
1,1,2-Trichloroethane	0.5	5	< 0.25	< 0.3	< 0.3	< 0.28	< 0.28	< 0.28	< 0.28	< 0.28	< 0.28	< 0.28	< 0.35	< 0.10	< 0.1	< 0.10	< 0.55	< 0.55	< 0.55
1,1-Dichloroethene	0.7	7	< 0.5	< 0.29	< 0.29	< 0.31	< 0.31	< 0.31	< 0.31	< 0.31	< 0.31	< 0.31	< 0.39	< 0.14	< 0.14	< 0.14	< 0.24	< 0.24	< 0.24
1,2,4-Trimethylbenzene	96	480	< 0.2	< 0.22	< 0.22	< 0.14	< 0.14	< 0.14	< 0.14	< 0.14	< 0.14	< 0.14	< 0.36	< 0.060	< 0.06	< 0.060	< 0.84	< 0.84	< 0.84
1,2-Dibromoethane	0.005	0.05	< 0.2	< 0.45	< 0.45	< 0.36	< 0.36	< 0.36	< 0.36	< 0.36	< 0.36	< 0.36	< 0.39	< 0.13	< 0.13	< 0.13	< 0.83	< 0.83	< 0.83
1,2-Dichlorobenzene	60	600	< 0.2	< 0.21	< 0.21	< 0.27	< 0.27	< 0.27	< 0.27	< 0.27	< 0.27	< 0.27	< 0.33	< 0.076	< 0.076	< 0.076	< 0.71	< 0.71	< 0.71
1,2-Dichloroethane	0.5	5	< 0.5	< 0.28	< 0.28	< 0.28	< 0.28	< 0.28	< 0.28	< 0.28	< 0.28	< 0.28	< 0.39	< 0.078	< 0.078	< 0.078	< 0.28	< 0.28	< 0.28
1,2-Dichloropropane	0.5	5	< 0.5	< 0.36	< 0.36	< 0.2	< 0.2	< 0.2	< 0.2	< 0.20	< 0.20	< 0.20	< 0.43	< 0.10	< 0.1	< 0.10	< 0.28	< 0.28	< 0.28
1,2,3-Trichlorobenzene	NE	NE	< 0.25	< 0.36	< 0.36	< 0.24	< 0.24	< 0.24	< 0.24	< 0.24	< 0.24	< 0.24	< 0.46	< 0.045	< 0.045	< 0.045	< 0.63	< 0.63	< 2.2
1,2,4-Trichlorobenzene	14	70	< 0.25	< 0.22	< 0.22	< 0.31	< 0.31	< 0.31	< 0.31	< 0.31	< 0.31	< 0.31	< 0.34	< 0.077	< 0.077	< 0.077	< 0.95	< 0.95	< 0.95
1,3,5-Trimethylbenzene	96	480	< 0.2	< 0.23	< 0.23	< 0.18	< 0.18	< 0.18	< 0.18	< 0.18	< 0.18	< 0.18	< 0.25	< 0.075	< 0.075	< 0.075	< 0.87	< 0.87	< 0.87
2-Butanone	800	4000	NA	NA	NA	NA	NA	NA	NA	NA	NA	NA	NA	< 3.0	< 3	< 3.0	< 2.9	< 2.9	< 2.9
2-Hexanone	NE	NE	NA	NA	NA	NA	NA	NA	NA	NA	NA	NA	NA	< 0.95	< 0.95	< 0.95	< 2.5	< 2.5	< 5.2
4-Methyl-2-pentanone	50	500	NA	NA	NA	NA	NA	NA	NA	NA	NA	NA	NA	< 0.77	< 0.77	< 0.77	< 1.5	< 1.5	< 4.6
Acetone	1800	9000	NA	NA	NA	NA	NA	NA	NA	NA	NA	NA	NA	< 3.4	17 BJ	< 10 U	< 2.7	< 2.7	< 2.7
Benzene	0.5	5	< 0.2	< 0.12	< 0.12	< 0.074	< 0.074	< 0.074	< 0.074	< 0.074	< 0.074	< 0.074	< 0.15	< 0.089	< 0.089	< 0.089	< 0.25	< 0.25	< 0.25
Bromodichloromethane	0.06	0.6	< 0.2	< 0.23	< 0.23	< 0.17	< 0.17	< 0.17	< 0.17	< 0.17	< 0.17	< 0.17	< 0.37	< 0.077	< 0.077	< 0.077	< 0.36	< 0.36	< 0.36
Bromoform	0.44	4.4	< 0.2	< 0.45	< 0.45	< 0.28	< 0.28	< 0.28	< 0.28	< 0.28	< 0.28	< 0.28	< 0.48	< 0.088	< 0.088	< 0.088	< 4.0	< 4.0	< 4.0
Bromomethane	1	10	< 0.5	< 0.49	< 0.49	< 0.31	< 0.31	< 0.31	< 0.31	< 0.31	< 0.31 *	< 0.31	< 0.80	< 0.59	< 0.59	< 0.59	< 0.97	< 0.97	< 0.97
Carbon disulfide	200	1000	NA	NA	NA	NA	NA	NA	NA	NA	NA	NA	NA	0.16 J	< 0.053	< 0.053	< 0.37	< 0.37	< 0.45
Carbon tetrachloride	0.5	5	< 0.8	< 0.28	< 0.28	< 0.26	< 0.26	< 0.26	< 0.26	< 0.26	< 0.26	< 0.26	< 0.38	< 0.038	0.09 J	< 0.038	< 0.17	< 0.17	< 1.1
Chloroform	0.6	6	< 0.2	< 0.25	< 0.25	< 0.2	< 0.2	< 0.2	< 0.2	< 0.20	< 0.20	< 0.20	< 0.37	< 0.062	< 0.062	< 0.062	< 1.3	< 1.3	< 1.3
Chloromethane	3	30	< 0.3	< 0.24	< 0.24	< 0.18	< 0.18	< 0.18	< 0.18	< 0.18	< 0.18	< 0.18	< 0.32	0.63 BJ	***4.7***	< 0.57 U	< 2.2	< 2.2	< 2.2
cis-1,2-Dichloroethene	7	70	< 0.5	< 0.22	< 0.22	< 0.12	< 0.12	< 0.12	< 0.12	< 0.12	< 0.12	< 0.12	< 0.41	< 0.11	< 0.11	< 0.11	< 0.27	< 0.27	< 0.27
Dichlorodifluoromethane	200	1000	< 0.5	< 0.26	< 0.26	< 0.2	< 0.2	< 0.2	< 0.2	< 0.20	< 0.20	< 0.20	< 0.54	< 0.11	< 0.11	0.13 J	< 0.50	< 0.50	< 0.50
Ethylbenzene	140	700	< 0.5	< 0.14	< 0.14	< 0.13	< 0.13	< 0.13	< 0.13	< 0.13	< 0.13	< 0.13	< 0.18	< 0.054	< 0.054	< 0.054	< 0.22	< 0.22	< 0.32
Isopropylbenzene	NE	NE	< 0.2	< 0.21	< 0.21	< 0.14	< 0.14	< 0.14	< 0.14	< 0.14	< 0.14	< 0.14	< 0.39	< 0.081	< 0.081	< 0.081	< 0.39	< 0.39	< 1.7
m,p-Xylene	400	2000	NA	NA	NA	NA	NA	NA	NA	NA	NA	NA	NA	< 0.057	< 0.057	< 0.057	< 0.47	< 0.47	< 0.47
Methyl tert-butyl ether	12	60	< 0.5	< 0.28	< 0.28	< 0.24	< 0.24	< 0.24	< 0.24	< 0.24	< 0.24	< 0.24	< 0.39	< 0.14	< 0.14	< 0.14	< 1.2	< 1.2	< 1.2
Methylene chloride	0.5	5	< 1	***9***	< 0.63	< 0.68	< 0.68	< 0.68	< 0.68	< 0.68	< 0.68	< 0.68	< 1.6	< 0.14	< 0.14	< 0.56 U	< 0.58	< 0.58	< 0.58
Naphthalene	10	100	< 0.25	< 0.24	< 0.24	< 0.16	< 0.16	< 0.16	< 0.16	< 0.16	< 0.16	< 0.16	< 0.34	< 0.088	< 0.088	< 0.13 U	< 1.2	< 1.2	< 1.2
n-Butylbenzene	NE	NE	< 0.2	< 0.21	< 0.21	< 0.13	< 0.13	< 0.13	< 0.13	< 0.13	< 0.13	< 0.13	< 0.39	< 0.14	< 0.14	< 0.14	< 0.71	< 0.71	< 0.71
n-Hexane	120	600	NA	NA	NA	NA	NA	NA	NA	NA	NA	NA	NA	< 0.21	< 0.21	< 0.21	< 1.7	< 1.7	< 1.7
n-Propylbenzene	NE	NE	< 0.5	< 0.19	< 0.19	< 0.13	< 0.13	< 0.13	< 0.13	< 0.13	< 0.13	< 0.13	< 0.41	< 0.10	< 0.1	< 0.10	< 0.81	< 0.81	< 0.81
o-Xylene	400	2000	NA	NA	NA	NA	NA	NA	NA	NA	NA	NA	NA	< 0.058	< 0.058	< 0.058	< 0.26	< 0.26	< 0.26
p-Isopropyltoluene	NE	NE	< 0.2	< 0.24	< 0.24	< 0.17	< 0.17	< 0.17	< 0.17	< 0.17	< 0.17	< 0.17	< 0.36	< 0.085	< 0.085	< 0.085	< 0.80	< 0.80	< 0.80
sec-Butylbenzene	NE	NE	< 0.25	< 0.19	< 0.19	< 0.15	< 0.15	< 0.15	< 0.15	< 0.15	< 0.15	< 0.15	< 0.40	< 0.13	< 0.13	< 0.13	< 0.85	< 0.85	< 0.85
Styrene	10	100	< 0.5	< 0.26	< 0.26	< 0.1	< 0.1	< 0.1	< 0.1	< 0.10	< 0.10	< 0.10	< 0.39	< 0.065	0.08 BJ	< 0.065	< 0.47	< 0.47	< 3.0
tert-Butylbenzene	NE	NE	< 0.2	< 0.24	< 0.24	< 0.14	< 0.14	< 0.14	< 0.14	< 0.14	< 0.14	< 0.14	< 0.40	< 0.12	< 0.12	< 0.12	< 0.30	< 0.30	< 0.30
Tetrachloroethene	0.5	5	< 0.5	< 0.22	< 0.22	< 0.17	< 0.17	< 0.17	< 0.17	< 0.17	< 0.17	< 0.17	< 0.37	0.20 J	< 0.081	< 0.081	< 0.33	< 0.33	< 0.33
Toluene	160	800	< 0.5	< 0.15	< 0.15	< 0.11	< 0.11	< 0.11	< 0.11	< 0.11	< 0.11	< 0.11	< 0.15	< 0.053	< 0.053	0.060 J	< 0.17	< 0.17	< 0.27
trans-1,2-Dichloroethene	20	100	< 0.5	< 0.27	< 0.27	< 0.25	< 0.25	< 0.25	< 0.25	< 0.25	< 0.25	< 0.25	< 0.35	< 0.11	< 0.11	< 0.11	< 1.1	< 1.1	< 0.46
Trichloroethene	0.5	5	< 0.2	< 0.18	< 0.18	< 0.19	< 0.19	< 0.19	< 0.19	< 0.19	< 0.19	< 0.19	< 0.16	< 0.062	< 0.062	< 0.062	< 0.26	< 0.26	< 0.26
Trichlorofluoromethane	698	3490	< 2	< 0.22	< 0.22	< 0.19	< 0.19	< 0.19	< 0.19	< 1.0	< 1.0	< 1.0	< 1.0	< 0.50	< 0.5	0.61	< 0.21	< 0.21	0.24 J
Vinyl chloride	0.02	0.2	< 0.2	< 0.13	< 0.13	< 0.1	< 0.1	< 0.1	< 0.1	< 0.10	< 0.10	< 0.10	< 0.20	< 0.16	< 0.16	< 0.16	< 0.17	< 0.17	< 0.17
Xylenes, Total	400	2000	< 0.5	< 0.3	< 0.3	< 0.068	< 0.068	< 0.068	< 0.068	< 0.068	< 0.068	< 0.068	< 0.22	< 0.058	< 0.12	< 0.12	< 1.5	< 1.5	< 1.5
Total PCBs																			
Aroclor-1016	0.003	0.03	NA	NA	NA	NA	NA	NA	NA	NA	NA	NA	NA	NA	NA	NA	NA	NA	NA
Aroclor-1232	0.003	0.03	NA	NA	NA	NA	NA	NA	NA	NA	NA	NA	NA	NA	NA	NA	NA	NA	NA
Aroclor-1242	0.003	0.03	NA	NA	NA	NA	NA	NA	NA	NA	NA	NA	NA	NA	NA	NA	NA	NA	NA
Aroclor-1248	0.003	0.03	NA	NA	NA	NA	NA	NA	NA	NA	NA	NA	NA	NA	NA	NA	NA	NA	NA
Total Detected PCBs	0.003	0.03	NA	NA	NA	NA	NA	NA	NA	NA	NA	NA	NA	NA	NA	NA	NA	NA	NA
Dissolved PCBs																			
Aroclor-1016	0.003	0.03	NA	NA	NA	NA	NA	NA	NA	NA	NA	NA	NA	NA	NA	NA	NA	NA	NA
Aroclor-1232	0.003	0.03	NA	NA	NA	NA	NA	NA	NA	NA	NA	NA	NA	NA	NA	NA	NA	NA	NA
Aroclor-1242	0.003	0.03	NA	NA	NA	NA	NA	NA	NA	NA	NA	NA	NA	NA	NA	NA	NA	NA	NA
Aroclor-1248	0.003	0.03	NA	NA	NA	NA	NA	NA	NA	NA	NA	NA	NA	NA	NA	NA	NA	NA	NA
Total Detected PCBs	0.003	0.03	NA	NA	NA	NA	NA	NA	NA	NA	NA	NA	NA	NA	NA	NA	NA	NA	NA
Solids																			
Total Dissolved Solids (mg/L)	NE	NE	NA	NA	NA	NA	NA	NA	NA	NA	NA	NA	NA	NA	NA	NA	NA	NA	NA
Total Suspended Solids (TSS) (mg/L)	NE	NE	NA	NA	NA	NA	NA	NA	NA	NA	NA	NA	NA	NA	NA	NA	NA	NA	NA

Notes on Page 61.

Table 16: Groundwater Analytical Results Summary
Madison-Kipp Corporation
Madison, Wisconsin

WELL ID			MW-9D2	MW-9D2	MW-9D2	MW-9D2	MW-9D2	MW-9D2	MW-9D2	MW-9D2	MW-9D2	MW-9D2	MW-9D2	MW-9D2	MW-9D2	MW-9D2	MW-9D2	MW-9D2	MW-9D2
SCREEN INTERVAL (feet bgs)	PREVENTIVE	ENFORCEMENT	64 - 69 ft	64 - 69 ft	64 - 69 ft	64 - 69 ft	64 - 69 ft	64 - 69 ft	64 - 69 ft	64 - 69 ft	64 - 69 ft	64 - 69 ft	64 - 69 ft	64 - 69 ft	64 - 69 ft	64 - 69 ft	64 - 69 ft	64 - 69 ft	64 - 69 ft
SAMPLE DATE	ACTION LIMIT	STANDARD	09/09/2011	04/11/2012	01/15/2013	04/18/2013	07/18/2013	10/04/2013	04/16/2014	10/14/2014	04/10/2015	10/20/2015	01/21/2016	04/20/2016	07/19/2016	10/13/2016	1/19/2017	04/12/2017	10/04/2017
VOCs																			
1,1,1,2-Tetrachloroethane	7	70	< 0.25	< 0.31	< 0.25	< 0.25	< 0.25	< 0.25	< 0.25	< 0.25	< 0.25	< 0.46	< 0.11	< 0.11	< 0.11	< 0.11	< 0.11	< 0.11	< 0.11
1,1,1-Trichloroethane	40	200	< 0.5	< 0.26	< 0.2	< 0.2	< 0.2	< 0.2	< 0.20	< 0.20	< 0.20	< 0.38	< 0.10	< 0.10	< 0.10	< 0.10	< 0.10	< 0.10	< 0.1
1,1,2-Trichloroethane	0.5	5	< 0.25	< 0.3	< 0.28	< 0.28	< 0.28	< 0.28	< 0.28	< 0.28	< 0.28	< 0.35	< 0.10	< 0.10	< 0.10	< 0.10	< 0.10	< 0.10	< 0.1
1,1-Dichloroethene	0.7	7	< 0.5	< 0.29	< 0.31	< 0.31	< 0.31	< 0.31	< 0.31	< 0.31	< 0.31	< 0.39	< 0.14	< 0.14	< 0.14	< 0.14	< 0.14	< 0.14	< 0.14
1,2,4-Trimethylbenzene	96	480	< 0.2	< 0.22	< 0.14	< 0.14	< 0.14	< 0.14	< 0.14	< 0.14	< 0.14	< 0.36	< 0.060	< 0.060	< 0.060	< 0.060	< 0.060	< 0.060	< 0.06
1,2-Dibromoethane	0.005	0.05	< 0.2	< 0.45	< 0.36	< 0.36	< 0.36	< 0.36	< 0.36	< 0.36	< 0.36	< 0.39	< 0.13	< 0.13	< 0.13	< 0.13	< 0.13	< 0.13	< 0.13
1,2-Dichlorobenzene	60	600	< 0.2	< 0.21	< 0.27	< 0.27	< 0.27	< 0.27	< 0.27	< 0.27	< 0.27	< 0.33	< 0.076	< 0.076	< 0.076	< 0.076	< 0.076	< 0.076	< 0.076
1,2-Dichloroethane	0.5	5	< 0.5	< 0.28	< 0.28	< 0.28	< 0.28	< 0.28	< 0.28	< 0.28	< 0.28	< 0.39	< 0.078	< 0.078	< 0.078	< 0.078	< 0.078	< 0.078	< 0.078
1,2-Dichloropropane	0.5	5	< 0.5	< 0.36	< 0.2	< 0.2	< 0.2	< 0.2	< 0.20	< 0.20	< 0.20	< 0.43	< 0.10	< 0.10	< 0.10	< 0.10	< 0.10	< 0.10	< 0.1
1,2,3-Trichlorobenzene	NE	NE	< 0.25	< 0.36	< 0.24	< 0.24	< 0.24	< 0.24	< 0.24	< 0.24	< 0.24	< 0.46	< 0.045	< 0.045	< 0.045	< 0.045	< 0.045	< 0.045	< 0.045
1,2,4-Trichlorobenzene	14	70	< 0.25	< 0.22	< 0.31	< 0.31	< 0.31	< 0.31	< 0.31	< 0.31	< 0.31	< 0.34	< 0.077	< 0.077	< 0.077	< 0.077	< 0.077	< 0.077	< 0.077
1,3,5-Trimethylbenzene	96	480	< 0.2	< 0.23	< 0.18	< 0.18	< 0.18	< 0.18	< 0.18	< 0.18	< 0.18	< 0.25	< 0.075	< 0.075	< 0.075	< 0.075	< 0.075	< 0.075	< 0.075
2-Butanone	800	4000	NA	NA	NA	NA	NA	NA	NA	NA	NA	NA	< 3.0	< 3.0	< 3.0	< 3.0	< 3.0	< 3.0	< 3
2-Hexanone	NE	NE	NA	NA	NA	NA	NA	NA	NA	NA	NA	NA	< 0.95	< 0.95	< 0.95	< 0.95	< 0.95	< 0.95	< 0.95
4-Methyl-2-pentanone	50	500	NA	NA	NA	NA	NA	NA	NA	NA	NA	NA	< 0.77	< 0.77	< 0.77	< 0.77	< 0.77	< 0.77	< 0.77
Acetone	1800	9000	NA	NA	NA	NA	NA	NA	NA	NA	NA	NA	< 3.4	< 3.4	< 3.4	< 3.4	< 3.4	< 3.4	6.4 BJ
Benzene	0.5	5	< 0.2	< 0.12	< 0.074	< 0.074	< 0.074	< 0.074	< 0.074	< 0.074	< 0.074	< 0.15	0.11 J	< 0.089	< 0.089	< 0.089	< 0.089	< 0.089	0.09 J
Bromodichloromethane	0.06	0.6	< 0.2	< 0.23	< 0.17	< 0.17	< 0.17	< 0.17	< 0.17	< 0.17	< 0.17	< 0.37	< 0.077	< 0.077	< 0.077	< 0.077	< 0.077	< 0.077	< 0.077
Bromoform	0.44	4.4	< 0.2	< 0.45	< 0.28	< 0.28	< 0.28	< 0.28	< 0.28	< 0.28	< 0.28	< 0.48	< 0.088	< 0.088	< 0.088	< 0.088	< 0.088	< 0.088	< 0.088
Bromomethane	1	10	< 0.5	< 0.49	< 0.31	< 0.31	< 0.31	< 0.31	< 0.31	< 0.31 *	< 0.31	< 0.80	< 0.59	< 0.59	< 0.59	< 0.59	< 0.59	< 0.59	< 0.59
Carbon disulfide	200	1000	NA	NA	NA	NA	NA	NA	NA	NA	NA	NA	< 0.053	< 0.053	< 0.053	< 0.053	< 0.053	< 0.053	< 0.053
Carbon tetrachloride	0.5	5	< 0.8	< 0.28	< 0.26	< 0.26	< 0.26	< 0.26	< 0.26	< 0.26	< 0.26	< 0.38	< 0.038	< 0.038	< 0.038	< 0.038	< 0.038	< 0.038	< 0.038
Chloroform	0.6	6	< 0.2	< 0.25	< 0.2	< 0.2	< 0.2	< 0.2	< 0.20	< 0.20	< 0.20	< 0.37	< 0.062	< 0.062	< 0.062	< 0.062	< 0.062	< 0.062	< 0.062
Chloromethane	3	30	< 0.3	< 0.24	< 0.18	< 0.18	< 0.18	< 0.18	< 0.18	< 0.18	< 0.18	< 0.32	0.29 J	< 0.16	0.40 J	0.55 BJ	0.49 BJ	< 0.16	1.4 J+
cis-1,2-Dichloroethene	7	70	***12***	***11***	***14***	***16***	***16***	***18***	***19***	***24***	***26***	***32***	3.9	***34***	***31***	***35***	1.0 B	1.5	***32***
Dichlorodifluoromethane	200	1000	< 0.5	< 0.26	< 0.2	< 0.2	< 0.2	< 0.2	< 0.20	< 0.20	< 0.20	< 0.54	< 0.11	0.36 J	0.48 J	0.46 J	< 0.11	< 0.11	0.63
Ethylbenzene	140	700	< 0.5	< 0.14	< 0.13	< 0.13	< 0.13	< 0.13	< 0.13	< 0.13	< 0.13	< 0.18	< 0.054	< 0.054	< 0.054	< 0.054	< 0.054	< 0.054	< 0.054
Isopropylbenzene	NE	NE	< 0.2	< 0.21	< 0.14	< 0.14	< 0.14	< 0.14	< 0.14	< 0.14	< 0.14	< 0.39	< 0.081	< 0.081	< 0.081	< 0.081	< 0.081	< 0.081	< 0.081
m,p-Xylene	400	2000	NA	NA	NA	NA	NA	NA	NA	NA	NA	NA	< 0.057	< 0.057	< 0.057	< 0.057	< 0.057	< 0.057	< 0.057
Methyl tert-butyl ether	12	60	7.4	9.3	***20***	10	***12***	***15***	9.6	***12***	***17***	***24***	***18***	***21***	***28***	***29***	2.9 J+	2.4	***38***
Methylene chloride	0.5	5	< 1	***8.8***	< 0.68	< 0.68	< 0.68	< 0.68	< 0.68	< 0.68	< 0.68	< 1.6	0.17 J	< 0.14	< 0.14	< 0.14	***1.4 BJ***	< 0.14	< 0.14
Naphthalene	10	100	< 0.25	< 0.24	< 0.16	< 0.16	< 0.16	< 0.16	< 0.16	< 0.16	< 0.16	< 0.34	< 0.088	< 0.088	< 0.088	< 0.088	< 0.088	< 0.088	< 0.088
n-Butylbenzene	NE	NE	< 0.2	< 0.21	< 0.13	< 0.13	< 0.13	< 0.13	< 0.13	< 0.13	< 0.13	< 0.39	< 0.14	< 0.14	< 0.14	< 0.14	< 0.14	< 0.14	< 0.14
n-Hexane	120	600	NA	NA	NA	NA	NA	NA	NA	NA	NA	NA	< 0.21	< 0.21	< 0.21	< 0.21	< 0.21	< 0.21	< 0.21
n-Propylbenzene	NE	NE	< 0.5	< 0.19	< 0.13	< 0.13	< 0.13	< 0.13	< 0.13	< 0.13	< 0.13	< 0.41	< 0.10	< 0.10	< 0.10	< 0.10	< 0.10	< 0.10	< 0.1
o-Xylene	400	2000	NA	NA	NA	NA	NA	NA	NA	NA	NA	NA	< 0.058	< 0.058	< 0.058	< 0.058	< 0.058	< 0.058	< 0.058
p-Isopropyltoluene	NE	NE	< 0.2	< 0.24	< 0.17	< 0.17	< 0.17	< 0.17	< 0.17	< 0.17	< 0.17	< 0.36	< 0.085	< 0.085	< 0.085	< 0.085	< 0.085	< 0.085	< 0.085
sec-Butylbenzene	NE	NE	< 0.25	< 0.19	< 0.15	< 0.15	< 0.15	< 0.15	< 0.15	< 0.15	< 0.15	< 0.40	< 0.13	< 0.13	< 0.13	< 0.13	< 0.13	< 0.13	< 0.13
Styrene	10	100	< 0.5	< 0.26	< 0.1	< 0.1	< 0.1	< 0.1	< 0.10	< 0.10	< 0.10	< 0.39	< 0.065	< 0.065	< 0.065	< 0.065	< 0.065	< 0.065	0.08 BJ
tert-Butylbenzene	NE	NE	< 0.2	< 0.24	< 0.14	< 0.14	< 0.14	< 0.14	< 0.14	< 0.14	< 0.14	< 0.40	< 0.12	< 0.12	< 0.12	< 0.12	< 0.12	< 0.12	< 0.12
Tetrachloroethene	0.5	5	***29***	***10***	***26***	***28***	***30***	***34***	***26***	***41***	***37***	***41***	***11***	***58***	***44***	***61***	***2.6 B***	***5.5***	***49***
Toluene	160	800	< 0.5	< 0.15	< 0.11	< 0.11	< 0.11	< 0.11	< 0.11	< 0.11	< 0.11	< 0.15	< 0.053	< 0.053	< 0.053	< 0.053	0.15 BJ	< 0.053	< 0.053
trans-1,2-Dichloroethene	20	100	< 0.5	< 0.27	< 0.25	< 0.25	< 0.25	< 0.25	< 0.25	< 0.25	< 0.25	< 0.35	< 0.11	0.61	0.58	0.64	< 0.11	< 0.11	0.65
Trichloroethene	0.5	5	***5***	***3.8***	***5.5***	***6***	***6.3***	***7.4***	***6.5***	***9.6***	***9.5***	***11***	***2.8***	***13***	***13***	***16***	***0.95 B***	***1.7***	***14***
Trichlorofluoromethane	698	3490	< 2	< 0.22	< 0.19	< 0.19	< 0.19	< 0.19	< 1.0	< 1.0	< 1.0	< 1.0	< 0.50	< 0.50	< 0.50	< 0.50	< 0.50	< 0.50	< 0.5
Vinyl chloride	0.02	0.2	< 0.2	< 0.13	< 0.1	< 0.1	< 0.1	< 0.1	< 0.10	< 0.10	< 0.10	< 0.20	< 0.16	< 0.16	***0.17 J***	< 0.16	< 0.16	< 0.16	***0.59***
Xylenes, Total	400	2000	< 0.5	< 0.3	< 0.068	< 0.068	< 0.068	< 0.068	< 0.068	< 0.068	< 0.068	< 0.22	< 0.058	< 0.058	< 0.058	< 0.058	< 0.12	< 0.12	< 0.12
Total PCBs																			
Aroclor-1016	0.003	0.03	NA	NA	NA	NA	NA	NA	NA	NA	NA	NA	NA	NA	NA	NA	NA	NA	NA
Aroclor-1232	0.003	0.03	NA	NA	NA	NA	NA	NA	NA	NA	NA	NA	NA	NA	NA	NA	NA	NA	NA
Aroclor-1242	0.003	0.03	NA	NA	NA	NA	NA	NA	NA	NA	NA	NA	NA	NA	NA	NA	NA	NA	NA
Aroclor-1248	0.003	0.03	NA	NA	NA	NA	NA	NA	NA	NA	NA	NA	NA	NA	NA	NA	NA	NA	NA
Total Detected PCBs	0.003	0.03	NA	NA	NA	NA	NA	NA	NA	NA	NA	NA	NA	NA	NA	NA	NA	NA	NA
Dissolved PCBs																			
Aroclor-1016	0.003	0.03	NA	NA	NA	NA	NA	NA	NA	NA	NA	NA	NA	NA	NA	NA	NA	NA	NA
Aroclor-1232	0.003	0.03	NA	NA	NA	NA	NA	NA	NA	NA	NA	NA	NA	NA	NA	NA	NA	NA	NA
Aroclor-1242	0.003	0.03	NA	NA	NA	NA	NA	NA	NA	NA	NA	NA	NA	NA	NA	NA	NA	NA	NA
Aroclor-1248	0.003	0.03	NA	NA	NA	NA	NA	NA	NA	NA	NA	NA	NA	NA	NA	NA	NA	NA	NA
Total Detected PCBs	0.003	0.03	NA	NA	NA	NA	NA	NA	NA	NA	NA	NA	NA	NA	NA	NA	NA	NA	NA
Solids																			
Total Dissolved Solids (mg/L)	NE	NE	NA	NA	NA	NA	NA	NA	NA	NA	NA	NA	NA	NA	NA	NA	NA	NA	NA
Total Suspended Solids (TSS) (mg/L)	NE	NE	NA	NA	NA	NA	NA	NA	NA	NA	NA	NA	NA	NA	NA	NA	NA	NA	NA

Notes on Page 61.

Table 16: Groundwater Analytical Results Summary
Madison-Kipp Corporation
Madison, Wisconsin

WELL ID			MW-9D2	MW-9D2	MW-9D2[3]	MW-9D2	MW-9D2	MW-9D2	MW-10S	MW-10S	MW-10S	MW-10S	MW-10S	MW-10S	MW-11S	MW-11S	MW-11S	MW-11S	MW-11S	MW-11S	MW-11S
SCREEN INTERVAL (feet bgs)	PREVENTIVE	ENFORCEMENT	64 - 69 ft	64 - 69 ft	64 - 69 ft	64 - 69 ft	64 - 69 ft	64 - 69 ft	11 - 21 ft	11 - 21 ft	11 - 21 ft	11 - 21 ft	11 - 21 ft	11 - 21 ft	24 - 34 ft	24 - 34 ft	24 - 34 ft	24 - 34 ft	24 - 34 ft	24 - 34 ft	24 - 34 ft
SAMPLE DATE	ACTION LIMIT	STANDARD	04/05/2018	10/11/2018	10/11/2018	04/09/2019	10/16/2019	10/14/2020	04/10/2012	05/09/2012	01/15/2013	04/17/2013	07/17/2013	10/09/2013	04/12/2012	05/09/2012	01/15/2013	04/17/2013	07/18/2013	10/04/2013	10/09/2017
VOCs																					
1,1,1,2-Tetrachloroethane	7	70	< 0.11	< 0.11	< 0.22	< 0.54	< 0.27	< 0.27	< 0.31	< 0.25	< 0.25	< 0.25	< 0.25	< 0.25	< 0.31	< 0.25	< 0.25	< 0.25	< 0.25	< 0.25	NA
1,1,1-Trichloroethane	40	200	< 0.10	< 0.10	< 0.20	< 0.49	< 0.24	< 0.24	< 0.26	< 0.2	< 0.2	< 0.2	< 0.2	< 0.2	< 0.26	< 0.2	< 0.2	< 0.2	< 0.2	< 0.2	NA
1,1,2-Trichloroethane	0.5	5	< 0.10	< 0.10	< 0.20	< 1.1	< 0.55	< 0.55	< 0.3	< 0.28	< 0.28	< 0.28	< 0.28	< 0.28	< 0.3	< 0.28	< 0.28	< 0.28	< 0.28	< 0.28	NA
1,1-Dichloroethene	0.7	7	< 0.14	< 0.14	< 0.28	< 0.49	< 0.24	< 0.24	< 0.29	< 0.31	< 0.31	< 0.31	< 0.31	< 0.31	< 0.29	< 0.31	< 0.31	< 0.31	< 0.31	< 0.31	NA
1,2,4-Trimethylbenzene	96	480	< 0.060	< 0.060	< 0.12	< 1.7	< 0.84	< 0.84	0.76 J	< 0.14	< 0.14	< 0.14	< 0.14	< 0.14	0.55 J	< 0.14	< 0.14	< 0.14	< 0.14	< 0.14	NA
1,2-Dibromoethane	0.005	0.05	< 0.13	< 0.13	< 0.26	< 1.7	< 0.83	< 0.83	< 0.45	< 0.36	< 0.36	< 0.36	< 0.36	< 0.36	< 0.45	< 0.36	< 0.36	< 0.36	< 0.36	< 0.36	NA
1,2-Dichlorobenzene	60	600	< 0.076	< 0.076	< 0.15	< 1.4	< 0.71	< 0.71	< 0.21	< 0.27	< 0.27	< 0.27	< 0.27	< 0.27	< 0.21	< 0.27	< 0.27	< 0.27	< 0.27	< 0.27	NA
1,2-Dichloroethane	0.5	5	< 0.078	< 0.078	< 0.16	< 0.56	< 0.28	< 0.28	< 0.28	< 0.28	< 0.28	< 0.28	< 0.28	< 0.28	< 0.28	< 0.28	< 0.28	< 0.28	< 0.28	< 0.28	NA
1,2-Dichloropropane	0.5	5	< 0.10	< 0.10	< 0.20	< 0.57	< 0.28	< 0.28	< 0.36	< 0.2	< 0.2	< 0.2	< 0.2	< 0.2	< 0.36	< 0.2	< 0.2	< 0.2	< 0.2	< 0.2	NA
1,2,3-Trichlorobenzene	NE	NE	< 0.045	< 0.045	< 0.090	< 1.3	< 0.63	< 2.2	< 0.36	< 0.24	< 0.24	< 0.24	< 0.24	< 0.24	< 0.36	< 0.24	< 0.24	< 0.24	< 0.24	< 0.24	NA
1,2,4-Trichlorobenzene	14	70	< 0.077	< 0.077	< 0.15	< 1.9	< 0.95	< 0.95	< 0.22	< 0.31	< 0.31	< 0.31	< 0.31	< 0.31	< 0.22	< 0.31	< 0.31	< 0.31	< 0.31	< 0.31	NA
1,3,5-Trimethylbenzene	96	480	< 0.075	< 0.075	< 0.15	< 1.7	< 0.87	< 0.87	< 0.23	< 0.18	< 0.18	< 0.18	< 0.18	< 0.18	< 0.23	< 0.18	< 0.18	< 0.18	< 0.18	< 0.18	NA
2-Butanone	800	4000	< 3.0	< 3.0	< 6.0	< 5.9	< 2.9	< 2.9	NA	NA	NA	NA	NA	NA	NA	NA	NA	NA	NA	NA	NA
2-Hexanone	NE	NE	< 0.95	< 0.95	< 1.9	< 4.9	< 2.5	< 5.2	NA	NA	NA	NA	NA	NA	NA	NA	NA	NA	NA	NA	NA
4-Methyl-2-pentanone	50	500	< 0.77	< 0.77	< 1.5	< 3.1	< 1.5	< 4.6	NA	NA	NA	NA	NA	NA	NA	NA	NA	NA	NA	NA	NA
Acetone	1800	9000	< 3.4	< 6.7 U	< 6.8	< 5.5	< 2.7	< 2.7	NA	NA	NA	NA	NA	NA	NA	NA	NA	NA	NA	NA	NA
Benzene	0.5	5	< 0.089	0.14 J	< 0.18	< 0.49	< 0.25	< 0.25	< 0.12	< 0.074	< 0.074	< 0.074	< 0.074	< 0.074	< 0.12	< 0.074	< 0.074	< 0.074	< 0.074	< 0.074	NA
Bromodichloromethane	0.06	0.6	< 0.077	< 0.077	< 0.15	< 0.73	< 0.36	< 0.36	< 0.23	< 0.17	< 0.17	< 0.17	< 0.17	< 0.17	< 0.23	< 0.17	< 0.17	< 0.17	< 0.17	< 0.17	NA
Bromoform	0.44	4.4	< 0.088	< 0.088	< 0.18	< 7.9	< 4.0	< 4.0	< 0.45	< 0.28	< 0.28	< 0.28	< 0.28	< 0.28	< 0.45	< 0.28	< 0.28	< 0.28	< 0.28	< 0.28	NA
Bromomethane	1	10	< 0.59	< 0.59	< 1.2	< 1.9	< 0.97	< 0.97	< 0.49	< 0.31	< 0.31	< 0.31	< 0.31	< 0.31	< 0.49	< 0.31	< 0.31	< 0.31	< 0.31	< 0.31	NA
Carbon disulfide	200	1000	< 0.053	< 0.053	< 0.11	< 0.75	< 0.37	< 0.45	NA	NA	NA	NA	NA	NA	NA	NA	NA	NA	NA	NA	NA
Carbon tetrachloride	0.5	5	< 0.038	< 0.038	< 0.076	< 0.33	< 0.17	< 1.1	< 0.28	< 0.26	< 0.26	< 0.26	< 0.26	< 0.26	< 0.28	< 0.26	< 0.26	< 0.26	< 0.26	< 0.26	NA
Chloroform	0.6	6	< 0.062	< 0.062	< 0.12	< 2.5	< 1.3	< 1.3	< 0.25	< 0.2	< 0.2	< 0.2	< 0.2	< 0.2	< 0.25	< 0.2	< 0.2	< 0.2	< 0.2	< 0.2	NA
Chloromethane	3	30	< 0.16	< 0.58 U	< 0.32	< 4.4	< 2.2	< 2.2	< 0.24	< 0.18	< 0.18	< 0.18	< 0.18	< 0.18	< 0.24	< 0.18	< 0.18	< 0.18	< 0.18	< 0.18	NA
cis-1,2-Dichloroethene	7	70	1.7	***53***	***54***	***64.1***	***50.7***	***103***	< 0.22	< 0.12	< 0.12	< 0.12	< 0.12	< 0.12	< 0.22	< 0.12	< 0.12	< 0.12	< 0.12	< 0.12	NA
Dichlorodifluoromethane	200	1000	< 0.11	0.62	0.78 J	< 1.0	0.60 J	< 0.50	< 0.26	< 0.2	< 0.2	< 0.2	< 0.2	< 0.2	< 0.26	< 0.2	< 0.2	< 0.2	< 0.2	< 0.2	NA
Ethylbenzene	140	700	< 0.054	< 0.054	< 0.11	< 0.44	< 0.22	< 0.32	0.20 J	< 0.13	< 0.13	< 0.13	< 0.13	< 0.13	< 0.14	< 0.13	< 0.13	< 0.13	< 0.13	< 0.13	NA
Isopropylbenzene	NE	NE	< 0.081	< 0.081	< 0.16	< 0.79	< 0.39	< 1.7	< 0.21	< 0.14	< 0.14	< 0.14	< 0.14	< 0.14	< 0.21	< 0.14	< 0.14	< 0.14	< 0.14	< 0.14	NA
m,p-Xylene	400	2000	< 0.057	< 0.057	< 0.11	< 0.93	< 0.47	< 0.47	NA	NA	NA	NA	NA	NA	NA	NA	NA	NA	NA	NA	NA
Methyl tert-butyl ether	12	60	< 0.14	***54***	***54***	***30***	***47.3***	***17.3***	< 0.28	< 0.24	< 0.24	< 0.24	< 0.24	< 0.24	< 0.28	< 0.24	< 0.24	< 0.24	< 0.24	< 0.24	NA
Methylene chloride	0.5	5	< 0.14	< 0.29 U	< 0.28	< 1.2	< 0.58	< 0.58	< 0.63	< 0.68	< 0.68	< 0.68	< 0.68	< 0.68	< 0.63	< 0.68	< 0.68	< 0.68	< 0.68	< 0.68	NA
Naphthalene	10	100	< 0.088	< 0.088	< 0.18	< 2.4	< 1.2	< 1.2	< 0.24	< 0.16	< 0.16	< 0.16	< 0.16	< 0.16	< 0.24	< 0.16	< 0.16	< 0.16	< 0.16	< 0.16	NA
n-Butylbenzene	NE	NE	< 0.14	< 0.14	< 0.28	< 1.4	< 0.71	< 0.71	< 0.21	< 0.13	< 0.13	< 0.13	< 0.13	< 0.13	< 0.21	< 0.13	< 0.13	< 0.13	< 0.13	< 0.13	NA
n-Hexane	120	600	< 0.21	< 0.21	< 0.42	< 3.4	< 1.7	< 1.7	NA	NA	NA	NA	NA	NA	NA	NA	NA	NA	NA	NA	NA
n-Propylbenzene	NE	NE	< 0.10	< 0.10	< 0.20	< 1.6	< 0.81	< 0.81	< 0.19	< 0.13	< 0.13	< 0.13	< 0.13	< 0.13	< 0.19	< 0.13	< 0.13	< 0.13	< 0.13	< 0.13	NA
o-Xylene	400	2000	< 0.058	< 0.058	< 0.12	< 0.52	< 0.26	< 0.26	NA	NA	NA	NA	NA	NA	NA	NA	NA	NA	NA	NA	NA
p-Isopropyltoluene	NE	NE	< 0.085	< 0.085	< 0.17	< 1.6	< 0.80	< 0.80	< 0.24	< 0.17	< 0.17	< 0.17	< 0.17	< 0.17	< 0.24	< 0.17	< 0.17	< 0.17	< 0.17	< 0.17	NA
sec-Butylbenzene	NE	NE	< 0.13	< 0.13	< 0.26	< 1.7	< 0.85	< 0.85	< 0.19	< 0.15	< 0.15	< 0.15	< 0.15	< 0.15	< 0.19	< 0.15	< 0.15	< 0.15	< 0.15	< 0.15	NA
Styrene	10	100	< 0.065	< 0.065	< 0.13	< 0.93	< 0.47	< 3.0	< 0.26	< 0.1	< 0.1	< 0.1	< 0.1	< 0.1	< 0.26	< 0.1	< 0.1	< 0.1	< 0.1	< 0.1	NA
tert-Butylbenzene	NE	NE	< 0.12	< 0.12	< 0.24	< 0.61	< 0.30	< 0.30	< 0.24	< 0.14	< 0.14	< 0.14	< 0.14	< 0.14	< 0.24	< 0.14	< 0.14	< 0.14	< 0.14	< 0.14	NA
Tetrachloroethene	0.5	5	***5.9***	***74***	***78***	***98.5***	***71.1***	***257***	< 0.22	< 0.17	***0.85 J***	< 0.17	< 0.17	< 0.17	< 0.22	< 0.17	< 0.17	< 0.17	< 0.17	< 0.17	NA
Toluene	160	800	< 0.053	< 0.053	< 0.11	< 0.34	< 0.17	< 0.27	0.54	< 0.11	< 0.11	< 0.11	< 0.11	< 0.11	0.73	< 0.11	< 0.11	< 0.11	< 0.11	< 0.11	NA
trans-1,2-Dichloroethene	20	100	0.14 J+	0.90	0.96 J	< 2.2	< 1.1	1.4 J	< 0.27	< 0.25	< 0.25	< 0.25	< 0.25	< 0.25	< 0.27	< 0.25	< 0.25	< 0.25	< 0.25	< 0.25	NA
Trichloroethene	0.5	5	***1.6***	***19***	***21***	***25.8***	***19.9***	***53.4***	< 0.18	< 0.19	< 0.19	< 0.19	< 0.19	< 0.19	< 0.18	< 0.19	< 0.19	< 0.19	< 0.19	< 0.19	NA
Trichlorofluoromethane	698	3490	< 0.5	< 0.13	< 0.26	< 0.43	< 0.21	< 0.21	< 0.22	< 0.19	< 0.19	< 0.19	< 0.19	< 0.19	< 0.22	< 0.19	< 0.19	< 0.19	< 0.19	< 0.19	NA
Vinyl chloride	0.02	0.2	< 0.16	***1.4 J+***	***2.0 J+***	***1.7 J***	***0.95 J***	***3.2***	< 0.13	< 0.1	< 0.1	< 0.1	< 0.1	< 0.1	< 0.13	< 0.1	< 0.1	< 0.1	< 0.1	< 0.1	NA
Xylenes, Total	400	2000	< 0.12	< 0.12	< 0.23	< 3.0	< 1.5	< 1.5	0.83 J	< 0.068	< 0.068	< 0.068	< 0.068	< 0.068	0.86 J	< 0.068	< 0.068	< 0.068	< 0.068	< 0.068	NA
Total PCBs																					
Aroclor-1016	0.003	0.03	NA	NA	NA	NA	NA	NA	NA	NA	NA	NA	NA	NA	NA	NA	NA	NA	NA	NA	< 0.035
Aroclor-1232	0.003	0.03	NA	NA	NA	NA	NA	NA	NA	NA	NA	NA	NA	NA	NA	NA	NA	NA	NA	NA	< 0.037
Aroclor-1242	0.003	0.03	NA	NA	NA	NA	NA	NA	NA	NA	NA	NA	NA	NA	NA	NA	NA	NA	NA	NA	< 0.038
Aroclor-1248	0.003	0.03	NA	NA	NA	NA	NA	NA	NA	NA	NA	NA	NA	NA	NA	NA	NA	NA	NA	NA	< 0.02
Total Detected PCBs	0.003	0.03	NA	NA	NA	NA	NA	NA	NA	NA	NA	NA	NA	NA	NA	NA	NA	NA	NA	NA	ND
Dissolved PCBs																					
Aroclor-1016	0.003	0.03	NA	NA	NA	NA	NA	NA	NA	NA	NA	NA	NA	NA	NA	NA	NA	NA	NA	NA	NA
Aroclor-1232	0.003	0.03	NA	NA	NA	NA	NA	NA	NA	NA	NA	NA	NA	NA	NA	NA	NA	NA	NA	NA	NA
Aroclor-1242	0.003	0.03	NA	NA	NA	NA	NA	NA	NA	NA	NA	NA	NA	NA	NA	NA	NA	NA	NA	NA	NA
Aroclor-1248	0.003	0.03	NA	NA	NA	NA	NA	NA	NA	NA	NA	NA	NA	NA	NA	NA	NA	NA	NA	NA	NA
Total Detected PCBs	0.003	0.03	NA	NA	NA	NA	NA	NA	NA	NA	NA	NA	NA	NA	NA	NA	NA	NA	NA	NA	NA
Solids																					
Total Dissolved Solids (mg/L)	NE	NE	NA	NA	NA	NA	NA	NA	NA	NA	NA	NA	NA	NA	NA	NA	NA	NA	NA	NA	1960
Total Suspended Solids (TSS) (mg/L)	NE	NE	NA	NA	NA	NA	NA	NA	NA	NA	NA	NA	NA	NA	NA	NA	NA	NA	NA	NA	< 0.95

Notes on Page 61.

Table 16: Groundwater Analytical Results Summary
Madison-Kipp Corporation
Madison, Wisconsin

WELL ID			MW-11S	MW-11S	MW-11S	MW-11S	MW-11S	MW-11S	MW-12S	MW-12S	MW-12S	MW-12S	MW-12S	MW-12S	MP-13	MP-13	MP-13	MP-13	MP-13	MP-13	MP-13	MP-13
SCREEN INTERVAL (feet bgs)	PREVENTIVE	ENFORCEMENT	24 - 34 ft	24 - 34 ft	24 - 34 ft	24 - 34 ft	24 - 34 ft	24 - 34 ft	3 - 13 ft	3 - 13 ft	3 - 13 ft	3 - 13 ft	3 - 13 ft	3 - 13 ft	44 - 48 ft	44 - 48 ft	44 - 48 ft	44 - 48 ft	44 - 48 ft	44 - 48 ft	44 - 48 ft	44 - 48 ft
SAMPLE DATE	ACTION LIMIT	STANDARD	04/05/2018	10/16/2018	04/09/2019	10/15/2019	7/16/2020	10/15/2020	04/12/2012	05/09/2012	01/16/2013	04/17/2013	07/18/2013	10/04/2013	12/06/2012	01/19/2013	02/21/2013	04/17/2013	07/22/2013	10/07/2013	04/16/2014	10/14/2014
VOCs																						
1,1,1,2-Tetrachloroethane	7	70	NA	NA	NA	NA	NA	NA	< 0.31	< 0.25	< 0.25	< 0.25	< 0.25	< 0.25	< 0.25	< 0.25	< 0.25	< 0.5	< 0.25	< 0.25	< 0.50	< 0.50
1,1,1-Trichloroethane	40	200	NA	NA	NA	NA	NA	NA	< 0.26	< 0.2	< 0.2	< 0.2	< 0.2	< 0.2	< 0.2	< 0.2	< 0.2	< 0.4	< 0.2	< 0.2	< 0.40	< 0.40
1,1,2-Trichloroethane	0.5	5	NA	NA	NA	NA	NA	NA	< 0.3	< 0.28	< 0.28	< 0.28	< 0.28	< 0.28	< 0.28	< 0.28	< 0.28	< 0.56	< 0.28	< 0.28	< 0.56	< 0.56
1,1-Dichloroethene	0.7	7	NA	NA	NA	NA	NA	NA	< 0.29	< 0.31	< 0.31	< 0.31	< 0.31	< 0.31	***0.92 J***	***1.1***	***0.88 J***	< 0.62	***0.85 J***	***1.1***	***1.3 J***	< 0.62
1,2,4-Trimethylbenzene	96	480	NA	NA	NA	NA	NA	NA	1.2	< 0.14	< 0.14	< 0.14	< 0.14	< 0.14	< 0.14	< 0.14	< 0.14	< 0.28	< 0.14	< 0.14	< 0.28	< 0.28
1,2-Dibromoethane	0.005	0.05	NA	NA	NA	NA	NA	NA	< 0.45	< 0.36	< 0.36	< 0.36	< 0.36	< 0.36	< 0.36	< 0.36	< 0.36	< 0.72	< 0.36	< 0.36	< 0.72	< 0.72
1,2-Dichlorobenzene	60	600	NA	NA	NA	NA	NA	NA	< 0.21	< 0.27	0.79 J	< 0.27	< 0.27	< 0.27	< 0.27	< 0.27	< 0.27	< 0.54	< 0.27	< 0.27	< 0.54	< 0.54
1,2-Dichloroethane	0.5	5	NA	NA	NA	NA	NA	NA	< 0.28	< 0.28	< 0.28	< 0.28	< 0.28	< 0.28	< 0.28	< 0.28	< 0.28	< 0.56	< 0.28	< 0.28	< 0.56	< 0.56
1,2-Dichloropropane	0.5	5	NA	NA	NA	NA	NA	NA	< 0.36	< 0.2	< 0.2	< 0.2	< 0.2	< 0.2	< 0.2	< 0.2	< 0.2	< 0.4	< 0.2	< 0.2	< 0.40	< 0.40
1,2,3-Trichlorobenzene	NE	NE	NA	NA	NA	NA	NA	NA	< 0.36	< 0.24	< 0.24	< 0.24	< 0.24	< 0.24	< 0.24	< 0.24	< 0.24	< 0.48	< 0.24	< 0.24	< 0.48	< 0.48
1,2,4-Trichlorobenzene	14	70	NA	NA	NA	NA	NA	NA	< 0.22	< 0.31	< 0.31	< 0.31	< 0.31	< 0.31	< 0.31	< 0.31	< 0.31	< 0.62	< 0.31	< 0.31	< 0.62	< 0.62
1,3,5-Trimethylbenzene	96	480	NA	NA	NA	NA	NA	NA	< 0.23	< 0.18	< 0.18	< 0.18	< 0.18	< 0.18	< 0.18	< 0.18	< 0.18	< 0.36	< 0.18	< 0.18	< 0.36	< 0.36
2-Butanone	800	4000	NA	NA	NA	NA	NA	NA	NA	NA	NA	NA	NA	NA	NA	NA	NA	NA	NA	NA	NA	NA
2-Hexanone	NE	NE	NA	NA	NA	NA	NA	NA	NA	NA	NA	NA	NA	NA	NA	NA	NA	NA	NA	NA	NA	NA
4-Methyl-2-pentanone	50	500	NA	NA	NA	NA	NA	NA	NA	NA	NA	NA	NA	NA	NA	NA	NA	NA	NA	NA	NA	NA
Acetone	1800	9000	NA	NA	NA	NA	NA	NA	NA	NA	NA	NA	NA	NA	NA	NA	NA	NA	NA	NA	NA	NA
Benzene	0.5	5	NA	NA	NA	NA	NA	NA	< 0.12	< 0.074	< 0.074	< 0.074	< 0.074	< 0.074	0.34 J	0.38 J	0.32 J	0.38 J	0.34 J	0.46 J	< 0.15	< 0.15
Bromodichloromethane	0.06	0.6	NA	NA	NA	NA	NA	NA	< 0.23	< 0.17	< 0.17	< 0.17	< 0.17	< 0.17	< 0.17	< 0.17	< 0.17	< 0.34	< 0.17	< 0.17	< 0.34	< 0.34
Bromoform	0.44	4.4	NA	NA	NA	NA	NA	NA	< 0.45	< 0.28	< 0.28	< 0.28	< 0.28	< 0.28	< 0.28	< 0.28	< 0.28	< 0.56	< 0.28	< 0.28	< 0.56	< 0.56
Bromomethane	1	10	NA	NA	NA	NA	NA	NA	< 0.49	< 0.31	< 0.31	< 0.31	< 0.31	< 0.31	< 0.31	< 0.31	< 0.31	< 0.62	< 0.31	< 0.31	< 0.62	< 0.62 *
Carbon disulfide	200	1000	NA	NA	NA	NA	NA	NA	NA	NA	NA	NA	NA	NA	NA	NA	NA	NA	NA	NA	NA	NA
Carbon tetrachloride	0.5	5	NA	NA	NA	NA	NA	NA	< 0.28	< 0.26	< 0.26	< 0.26	< 0.26	< 0.26	< 0.26	< 0.26	< 0.26	< 0.52	< 0.26	< 0.26	< 0.52	< 0.52
Chloroform	0.6	6	NA	NA	NA	NA	NA	NA	< 0.25	< 0.2	< 0.2	< 0.2	< 0.2	< 0.2	< 0.2	< 0.2	< 0.2	< 0.4	< 0.2	< 0.2	< 0.40	< 0.40
Chloromethane	3	30	NA	NA	NA	NA	NA	NA	< 0.24	< 0.18	< 0.18	< 0.18	< 0.18	< 0.18	< 0.18	< 0.18	< 0.18	< 0.36	< 0.18	< 0.18	< 0.36	< 0.36
cis-1,2-Dichloroethene	7	70	NA	NA	NA	NA	NA	NA	< 0.22	< 0.12	< 0.12	< 0.12	< 0.12	< 0.12	***540***	***450***	***460***	***460***	***430***	***480***	***450***	***440***
Dichlorodifluoromethane	200	1000	NA	NA	NA	NA	NA	NA	< 0.26	< 0.2	< 0.2	< 0.2	< 0.2	< 0.2	< 0.2	< 0.2	< 0.2	< 0.4	< 0.2	< 0.2	< 0.40	< 0.40
Ethylbenzene	140	700	NA	NA	NA	NA	NA	NA	< 0.14	< 0.13	< 0.13	< 0.13	< 0.13	< 0.13	< 0.13	< 0.13	< 0.13	< 0.26	< 0.13	< 0.13	< 0.26	< 0.26
Isopropylbenzene	NE	NE	NA	NA	NA	NA	NA	NA	< 0.21	< 0.14	< 0.14	< 0.14	< 0.14	< 0.14	< 0.14	< 0.14	< 0.14	< 0.28	< 0.14	< 0.14	< 0.28	< 0.28
m,p-Xylene	400	2000	NA	NA	NA	NA	NA	NA	NA	NA	NA	NA	NA	NA	NA	NA	NA	NA	NA	NA	NA	NA
Methyl tert-butyl ether	12	60	NA	NA	NA	NA	NA	NA	< 0.28	< 0.24	< 0.24	< 0.24	< 0.24	< 0.24	< 0.24	< 0.24	< 0.24	< 0.48	< 0.24	< 0.24	< 0.48	< 0.48
Methylene chloride	0.5	5	NA	NA	NA	NA	NA	NA	< 0.63	< 0.68	< 0.68	< 0.68	< 0.68	< 0.68	< 0.68	< 0.68	< 0.68	< 1.4	< 0.68	< 0.68	< 1.4	< 1.4
Naphthalene	10	100	NA	NA	NA	NA	NA	NA	< 0.24	< 0.16	< 0.16	< 0.16	< 0.16	< 0.16	< 0.16	< 0.16	< 0.16	< 0.32	< 0.16	< 0.16	< 0.32	< 0.32
n-Butylbenzene	NE	NE	NA	NA	NA	NA	NA	NA	< 0.21	< 0.13	< 0.13	< 0.13	< 0.13	< 0.13	< 0.13	< 0.13	< 0.13	< 0.26	< 0.13	< 0.13	< 0.26	< 0.26
n-Hexane	120	600	NA	NA	NA	NA	NA	NA	NA	NA	NA	NA	NA	NA	NA	NA	NA	NA	NA	NA	NA	NA
n-Propylbenzene	NE	NE	NA	NA	NA	NA	NA	NA	< 0.19	< 0.13	< 0.13	< 0.13	< 0.13	< 0.13	< 0.13	< 0.13	< 0.13	< 0.26	< 0.13	< 0.13	< 0.26	< 0.26
o-Xylene	400	2000	NA	NA	NA	NA	NA	NA	NA	NA	NA	NA	NA	NA	NA	NA	NA	NA	NA	NA	NA	NA
p-Isopropyltoluene	NE	NE	NA	NA	NA	NA	NA	NA	< 0.24	< 0.17	< 0.17	< 0.17	< 0.17	< 0.17	< 0.17	< 0.17	< 0.17	< 0.34	< 0.17	< 0.17	< 0.34	< 0.34
sec-Butylbenzene	NE	NE	NA	NA	NA	NA	NA	NA	< 0.19	< 0.15	< 0.15	< 0.15	< 0.15	< 0.15	< 0.15	< 0.15	< 0.15	< 0.3	< 0.15	< 0.15	< 0.30	< 0.30
Styrene	10	100	NA	NA	NA	NA	NA	NA	< 0.26	< 0.1	< 0.1	< 0.1	< 0.1	< 0.1	< 0.1	< 0.1	< 0.1	< 0.2	< 0.1	< 0.1	< 0.20	< 0.20
tert-Butylbenzene	NE	NE	NA	NA	NA	NA	NA	NA	< 0.24	< 0.14	< 0.14	< 0.14	< 0.14	< 0.14	< 0.14	< 0.14	< 0.14	< 0.28	< 0.14	< 0.14	< 0.28	< 0.28
Tetrachloroethene	0.5	5	NA	NA	NA	NA	NA	NA	***0.78 J***	***1.7***	***0.93 J***	< 0.17	***1.3***	***1.5***	***640***	***760***	***630***	***680***	***720***	***800***	***750***	***750***
Toluene	160	800	NA	NA	NA	NA	NA	NA	0.64	< 0.11	< 0.11	< 0.11	< 0.11	< 0.11	< 0.11	< 0.11	< 0.11	< 0.22	< 0.11	< 0.11	< 0.22	< 0.22
trans-1,2-Dichloroethene	20	100	NA	NA	NA	NA	NA	NA	< 0.27	< 0.25	< 0.25	< 0.25	< 0.25	< 0.25	7.3	6.7	6.1	6.9	6.9	8.4	8.5	7.7
Trichloroethene	0.5	5	NA	NA	NA	NA	NA	NA	< 0.18	0.26 J	< 0.19	< 0.19	< 0.19	< 0.19	***230***	***200***	***220***	***230***	***220***	***290***	***300***	***260***
Trichlorofluoromethane	698	3490	NA	NA	NA	NA	NA	NA	< 0.22	< 0.19	< 0.19	< 0.19	< 0.19	< 0.19	< 0.19	< 0.19	< 0.19	< 0.38	< 0.19	< 0.19	< 2.0	< 2.0
Vinyl chloride	0.02	0.2	NA	NA	NA	NA	NA	NA	< 0.13	< 0.1	< 0.1	< 0.1	< 0.1	< 0.1	***15***	***17***	***17***	***13***	***13***	***17***	***14***	***16***
Xylenes, Total	400	2000	NA	NA	NA	NA	NA	NA	1.6	< 0.068	< 0.068	< 0.068	< 0.068	< 0.068	< 0.068	< 0.068	< 0.068	< 0.14	< 0.068	< 0.068	< 0.14	< 0.14
Total PCBs																						
Aroclor-1016	0.003	0.03	< 0.035	< 0.0072	< 0.0072	< 0.0072	< 0.0071 J-	< 0.0072	NA	NA	NA	NA	NA	NA	< 0.16	NA	NA	NA	NA	NA	NA	NA
Aroclor-1232	0.003	0.03	< 0.037	< 0.0042	< 0.0042	< 0.0042	< 0.0042 J-	< 0.0042	NA	NA	NA	NA	NA	NA	< 0.085	NA	NA	NA	NA	NA	NA	NA
Aroclor-1242	0.003	0.03	< 0.038	< 0.013	< 0.013	< 0.013	< 0.013 J-	< 0.013	NA	NA	NA	NA	NA	NA	< 0.12	NA	NA	NA	NA	NA	NA	NA
Aroclor-1248	0.003	0.03	< 0.020	< 0.011	< 0.011	< 0.011	< 0.011 J-	< 0.011	NA	NA	NA	NA	NA	NA	< 0.1	NA	NA	NA	NA	NA	NA	NA
Total Detected PCBs	0.003	0.03	ND	ND	ND	ND	ND	ND	NA	NA	NA	NA	NA	NA	ND	NA	NA	NA	NA	NA	NA	NA
Dissolved PCBs																						
Aroclor-1016	0.003	0.03	NA	NA	NA	NA	NA	NA	NA	NA	NA	NA	NA	NA	NA	NA	NA	NA	NA	NA	NA	NA
Aroclor-1232	0.003	0.03	NA	NA	NA	NA	NA	NA	NA	NA	NA	NA	NA	NA	NA	NA	NA	NA	NA	NA	NA	NA
Aroclor-1242	0.003	0.03	NA	NA	NA	NA	NA	NA	NA	NA	NA	NA	NA	NA	NA	NA	NA	NA	NA	NA	NA	NA
Aroclor-1248	0.003	0.03	NA	NA	NA	NA	NA	NA	NA	NA	NA	NA	NA	NA	NA	NA	NA	NA	NA	NA	NA	NA
Total Detected PCBs	0.003	0.03	NA	NA	NA	NA	NA	NA	NA	NA	NA	NA	NA	NA	NA	NA	NA	NA	NA	NA	NA	NA
Solids																						
Total Dissolved Solids (mg/L)	NE	NE	1650	1810	1460	1370	1190	1010	NA	NA	NA	NA	NA	NA	1400	1400	1400	NA	NA	NA	NA	NA
Total Suspended Solids (TSS) (mg/L)	NE	NE	< 0.95	< 1.4	1.4 J	< 0.95	8.0	1.0 J	NA	NA	NA	NA	NA	NA	NA	NA	NA	NA	NA	NA	NA	NA

Notes on Page 61.

Table 16: Groundwater Analytical Results Summary
Madison-Kipp Corporation
Madison, Wisconsin

WELL ID			MP-13	MP-13	MP-13	MP-13	MP-13	MP-13	MP-13	MP-13	MP-13	MP-13	MP-13	MP-13	MP-13	MP-13	MP-13	MP-13	MP-13	MP-13	MP-13	MP-13	MP-13	MP-13
SCREEN INTERVAL (feet bgs)	PREVENTIVE	ENFORCEMENT	44 - 48 ft	44 - 48 ft	44 - 48 ft	44 - 48 ft	44 - 48 ft	44 - 48 ft	44 - 48 ft	67 - 71 ft	67 - 71 ft	67 - 71 ft	67 - 71 ft	67 - 71 ft	67 - 71 ft	67 - 71 ft	67 - 71 ft	67 - 71 ft	67 - 71 ft	67 - 71 ft	67 - 71 ft	67 - 71 ft	67 - 71 ft	67 - 71 ft
SAMPLE DATE	ACTION LIMIT	STANDARD	04/14/2015	10/16/2015	10/10/2016	10/03/2017	10/09/2018	10/08/2019	10/12/2020	12/06/2012	01/19/2013	02/21/2013	04/17/2013	07/22/2013	10/07/2013	04/16/2014	10/14/2014	04/14/2015	10/16/2015	10/10/2016	10/03/2017	10/09/2018	10/08/2019	10/12/2020
VOCs																								
1,1,1,2-Tetrachloroethane	7	70	< 0.50	< 0.46	< 1.1	< 0.44	< 0.11	< 0.27	< 0.27	< 1.3	< 1.3	< 1.3	< 2.5	< 1.3	< 1.3	< 1.3	< 1.3	< 1.3	< 0.92	< 1.1	< 0.22	< 0.11	< 0.27	< 0.27
1,1,1-Trichloroethane	40	200	< 0.40	< 0.38	< 1.0	< 0.4	< 0.10	< 0.24	< 0.24	< 1	< 1	< 1	< 2	< 1	< 1	< 1.0	< 1.0	< 1.0	< 0.76	< 1.0	< 0.2	< 0.10	< 0.24	< 0.24
1,1,2-Trichloroethane	0.5	5	< 0.56	< 0.35	< 1.0	< 0.4	< 0.10	< 0.55	< 0.55	< 1.4	< 1.4	< 1.4	< 2.8	< 1.4	< 1.4	< 1.4	< 1.4	< 1.4	< 0.70	< 1.0	< 0.2	< 0.10	< 0.55	< 0.55
1,1-Dichloroethene	0.7	7	***1.4 J***	***0.73 J***	< 1.4	< 0.56	< 0.14	< 0.24	< 0.24	***2.8 J***	***3.1 J***	< 1.6	< 3.1	< 1.6	< 1.6	< 1.6	< 1.6	< 1.6	< 0.78	< 1.4	< 0.28	< 0.14	< 0.24	< 0.24
1,2,4-Trimethylbenzene	96	480	< 0.28	< 0.36	< 0.60	< 0.24	< 0.060	< 0.84	< 0.84	< 0.7	< 0.7	< 0.7	< 1.4	< 0.7	< 0.7	< 0.70	< 0.70	< 0.70	< 0.72	< 0.60	< 0.12	< 0.060	< 0.84	< 0.84
1,2-Dibromoethane	0.005	0.05	< 0.72	< 0.39	< 1.3	< 0.52	< 0.13	< 0.83	< 0.83	< 1.8	< 1.8	< 1.8	< 3.6	< 1.8	< 1.8	< 1.8	< 1.8	< 1.8	< 0.77	< 1.3	< 0.26	< 0.13	< 0.83	< 0.83
1,2-Dichlorobenzene	60	600	< 0.54	< 0.33	< 0.76	< 0.3	< 0.076	< 0.71	< 0.71	< 1.4	< 1.4	< 1.4	< 2.7	< 1.4	< 1.4	< 1.4	< 1.4	< 1.4	< 0.67	< 0.76	< 0.15	< 0.076	< 0.71	< 0.71
1,2-Dichloroethane	0.5	5	< 0.56	< 0.39	< 0.78	< 0.31	< 0.078	< 0.28	< 0.28	< 1.4	< 1.4	< 1.4	< 2.8	< 1.4	< 1.4	< 1.4	< 1.4	< 1.4	< 0.78	< 0.78	< 0.16	< 0.078	< 0.28	< 0.28
1,2-Dichloropropane	0.5	5	< 0.40	< 0.43	< 1.0	< 0.4	< 0.10	< 0.28	< 0.28	< 1	< 1	< 1	< 2	< 1	< 1	< 1.0	< 1.0	< 1.0	< 0.86	< 1.0	< 0.2	< 0.10	< 0.28	< 0.28
1,2,3-Trichlorobenzene	NE	NE	< 0.48	< 0.46	< 0.45	< 0.18	< 0.045	< 0.63	< 2.2	< 1.2	< 1.2	< 1.2	< 2.4	< 1.2	< 1.2	< 1.2	< 1.2	< 1.2	< 0.92	< 0.45	< 0.09	< 0.045	< 0.63	< 2.2
1,2,4-Trichlorobenzene	14	70	< 0.62	< 0.34	< 0.77	< 0.31	< 0.077	< 0.95	< 0.95	< 1.6	< 1.6	< 1.6	< 3.1	< 1.6	< 1.6	< 1.6	< 1.6	< 1.6	< 0.68	< 0.77	< 0.15	< 0.077	< 0.95	< 0.95
1,3,5-Trimethylbenzene	96	480	< 0.36	< 0.25	< 0.75	< 0.3	< 0.075	< 0.87	< 0.87	< 0.9	< 0.9	< 0.9	< 1.8	< 0.9	< 0.9	< 0.90	< 0.90	< 0.90	< 0.51	< 0.75	< 0.15	< 0.075	< 0.87	< 0.87
2-Butanone	800	4000	NA	NA	< 30	< 12	< 3.0	< 2.9	< 2.9	NA	NA	NA	NA	NA	NA	NA	NA	NA	NA	< 30	< 6	< 3.0	< 2.9	< 2.9
2-Hexanone	NE	NE	NA	NA	< 9.5	< 3.8	< 0.95	< 2.5	< 5.2	NA	NA	NA	NA	NA	NA	NA	NA	NA	NA	< 9.5	< 1.9	< 0.95	< 2.5	< 5.2
4-Methyl-2-pentanone	50	500	NA	NA	< 7.7	< 3.1	< 0.77	< 1.5	< 4.6	NA	NA	NA	NA	NA	NA	NA	NA	NA	NA	< 7.7	< 1.5	< 0.77	< 1.5	< 4.6
Acetone	1800	9000	NA	NA	< 34	< 14	< 4.7 U	< 2.7	< 2.7	NA	NA	NA	NA	NA	NA	NA	NA	NA	NA	< 34	< 6.8	< 3.4	< 2.7	< 2.7
Benzene	0.5	5	< 0.15	< 0.15	< 0.89	< 0.36	0.090 J	< 0.25	< 0.25	< 0.37	***1.1 J***	< 0.37	< 0.74	< 0.37	< 0.37	< 0.37	< 0.37	< 0.37	< 0.29	< 0.89	< 0.18	< 0.089	< 0.25	< 0.25
Bromodichloromethane	0.06	0.6	< 0.34	< 0.37	< 0.77	< 0.31	< 0.077	< 0.36	< 0.36	< 0.85	< 0.85	< 0.85	< 1.7	< 0.85	< 0.85	< 0.85	< 0.85	< 0.85	< 0.74	< 0.77	< 0.15	< 0.077	< 0.36	< 0.36
Bromoform	0.44	4.4	< 0.56	< 0.48	< 0.88	< 0.35	< 0.088	< 4.0	< 4.0	< 1.4	< 1.4	< 1.4	< 2.8	< 1.4	< 1.4	< 1.4	< 1.4	< 1.4	< 0.97	< 0.88	< 0.18	< 0.088	< 4.0	< 4.0
Bromomethane	1	10	< 0.62	< 0.80	< 5.9	< 2.4	< 0.59	< 0.97	< 0.97	< 1.6	< 1.6	< 1.6	< 3.1	< 1.6	< 1.6	< 1.6	< 1.6 *	< 1.6	< 1.6	< 5.9	< 1.2	< 0.59	< 0.97	< 0.97
Carbon disulfide	200	1000	NA	NA	< 0.53	< 0.21	< 0.053	< 0.37	< 0.45	NA	NA	NA	NA	NA	NA	NA	NA	NA	NA	< 0.53	< 0.11	< 0.053	< 0.37	< 0.45
Carbon tetrachloride	0.5	5	< 0.52	< 0.38	< 0.38	< 0.15	< 0.038	< 0.17	< 1.1	< 1.3	< 1.3	< 1.3	< 2.6	< 1.3	< 1.3	< 1.3	< 1.3	< 1.3	< 0.77	< 0.38	< 0.076	< 0.038	< 0.17	< 1.1
Chloroform	0.6	6	< 0.40	< 0.37	< 0.62	< 0.25	< 0.46 U	< 1.3	< 1.3	< 1	< 1	< 1	< 2	< 1	< 1	< 1.0	< 1.0	< 1.0	< 0.74	< 0.62	0.18 J	< 0.65 U	***1.5 J***	< 1.3
Chloromethane	3	30	< 0.36	< 0.32	***4.3 BJ***	< 0.64	< 0.16	< 2.2	< 2.2	< 0.9	< 0.9	< 0.9	< 1.8	< 0.9	< 0.9	< 0.90	< 0.90	< 0.90	< 0.64	***4.7 BJ***	< 0.32	< 0.16	< 2.2	< 2.2
cis-1,2-Dichloroethene	7	70	***360***	***220***	***97***	***50***	***26***	***17.5***	***10.9***	***3500***	***3100***	***2900***	***3200***	***2300***	***1500***	***1300***	***810***	***710***	***470***	***89***	***24***	***14***	5.5	1.5
Dichlorodifluoromethane	200	1000	< 0.40	< 0.54	< 1.1	< 0.44	< 0.11	< 0.50	< 0.50	< 1	< 1	< 1	< 2	< 1	< 1	< 1.0	< 1.0	< 1.0	< 1.1	< 1.1	< 0.22	< 0.11	< 0.50	< 0.50
Ethylbenzene	140	700	< 0.26	< 0.18	< 0.54	< 0.22	< 0.054	< 0.22	< 0.32	< 0.65	< 0.65	< 0.65	< 1.3	< 0.65	< 0.65	< 0.65	< 0.65	< 0.65	< 0.37	< 0.54	< 0.11	< 0.054	< 0.22	< 0.32
Isopropylbenzene	NE	NE	< 0.28	< 0.39	< 0.81	< 0.32	< 0.081	< 0.39	< 1.7	< 0.7	< 0.7	< 0.7	< 1.4	< 0.7	< 0.7	< 0.70	< 0.70	< 0.70	< 0.77	< 0.81	< 0.16	< 0.081	< 0.39	< 1.7
m,p-Xylene	400	2000	NA	NA	< 0.57	< 0.23	< 0.057	< 0.47	< 0.47	NA	NA	NA	NA	NA	NA	NA	NA	NA	NA	< 0.57	< 0.11	< 0.057	< 0.47	< 0.47
Methyl tert-butyl ether	12	60	< 0.48	< 0.39	< 1.4	< 0.56	< 0.14	< 1.2	< 1.2	< 1.2	< 1.2	< 1.2	< 2.4	< 1.2	< 1.2	< 1.2	< 1.2	< 1.2	< 0.79	< 1.4	< 0.28	< 0.14	< 1.2	< 1.2
Methylene chloride	0.5	5	< 1.4	< 1.6	< 1.4	< 0.56	< 0.43 U	< 0.58	< 0.58	< 3.4	< 3.4	< 3.4	< 6.8	< 3.4	< 3.4	< 3.4	< 3.4	< 3.4	< 3.3	< 1.4	< 0.28	< 0.51 U	< 0.58	< 0.58
Naphthalene	10	100	< 0.32	< 0.34	< 0.88	< 0.35	< 0.088	< 1.2	< 1.2	< 0.8	< 0.8	< 0.8	< 1.6	< 0.8	< 0.8	< 0.80	< 0.80	< 0.80	< 0.67	< 0.88	< 0.18	< 0.088	< 1.2	< 1.2
n-Butylbenzene	NE	NE	< 0.26	< 0.39	< 1.4	< 0.56	< 0.14	< 0.71	< 0.71	< 0.65	< 0.65	< 0.65	< 1.3	< 0.65	< 0.65	< 0.65	< 0.65	< 0.65	< 0.78	< 1.4	< 0.28	< 0.14	< 0.71	< 0.71
n-Hexane	120	600	NA	NA	< 2.1	< 0.84	< 0.21	< 1.7	< 1.7	NA	NA	NA	NA	NA	NA	NA	NA	NA	NA	< 2.1	< 0.42	< 0.21	< 1.7	< 1.7
n-Propylbenzene	NE	NE	< 0.26	< 0.41	< 1.0	< 0.4	< 0.10	< 0.81	< 0.81	< 0.65	< 0.65	< 0.65	< 1.3	< 0.65	< 0.65	< 0.65	< 0.65	< 0.65	< 0.83	< 1.0	< 0.2	< 0.10	< 0.81	< 0.81
o-Xylene	400	2000	NA	NA	< 0.58	< 0.23	< 0.058	< 0.26	< 0.26	NA	NA	NA	NA	NA	NA	NA	NA	NA	NA	< 0.58	< 0.12	< 0.058	< 0.26	< 0.26
p-Isopropyltoluene	NE	NE	< 0.34	< 0.36	< 0.85	< 0.34	< 0.085	< 0.80	< 0.80	< 0.85	< 0.85	< 0.85	< 1.7	< 0.85	< 0.85	< 0.85	< 0.85	< 0.85	< 0.72	< 0.85	< 0.17	< 0.085	< 0.80	< 0.80
sec-Butylbenzene	NE	NE	< 0.30	< 0.40	< 1.3	< 0.52	< 0.13	< 0.85	< 0.85	< 0.75	< 0.75	< 0.75	< 1.5	< 0.75	< 0.75	< 0.75	< 0.75	< 0.75	< 0.80	< 1.3	< 0.26	< 0.13	< 0.85	< 0.85
Styrene	10	100	< 0.20	< 0.39	< 0.65	< 0.26	< 0.065	< 0.47	< 3.0	< 0.5	< 0.5	< 0.5	< 1	< 0.5	< 0.5	< 0.50	< 0.50	< 0.50	< 0.77	< 0.65	< 0.13	< 0.065	< 0.47	< 3.0
tert-Butylbenzene	NE	NE	< 0.28	< 0.40	< 1.2	< 0.48	< 0.12	< 0.30	< 0.30	< 0.7	< 0.7	< 0.7	< 1.4	< 0.7	< 0.7	< 0.70	< 0.70	< 0.70	< 0.80	< 1.2	< 0.24	< 0.12	< 0.30	< 0.30
Tetrachloroethene	0.5	5	***580***	***360***	***240***	***160***	***140***	***105***	***65.9***	***3800***	***4300***	***2900***	***3800***	***2800***	***2000***	***1600***	***1600***	***1200***	***970***	***270***	***84***	***45***	***23.2***	***21.5***
Toluene	160	800	< 0.22	< 0.15	< 0.53	< 0.21	< 0.053	< 0.17	< 0.27	< 0.55	< 0.55	< 0.55	< 1.1	< 0.55	< 0.55	< 0.55	< 0.55	< 0.55	< 0.30	< 0.53	< 0.11	0.090 J	< 0.17	< 0.27
trans-1,2-Dichloroethene	20	100	8.4	4.0	< 1.1	0.68 J	0.39 J	< 1.1	< 0.46	***60***	***56***	***48***	***52***	***37***	***27***	***23***	12	11	< 0.70	< 1.1	0.48 J	0.26 J	< 1.1	< 0.46
Trichloroethene	0.5	5	***320***	***170***	***93***	***59***	***45***	***24.2***	***16.5***	***1100***	***1000***	***800***	***940***	***630***	***510***	***440***	***260***	***270***	***180***	***55***	***18***	***8.8***	***4.3***	***3***
Trichlorofluoromethane	698	3490	< 2.0	< 1.0	< 5.0	< 2	< 0.13	< 0.21	< 0.21	< 0.95	< 0.95	< 0.95	< 1.9	< 0.95	< 0.95	< 5.0	< 5.0	< 5.0	< 2.0	< 5.0	< 1	< 0.13	< 0.21	< 0.21
Vinyl chloride	0.02	0.2	***16***	***8.6***	***3.7 J***	***1.5 J***	***0.47 J+***	< 0.17	< 0.17	***150***	***180***	***140***	***130***	***110***	***92***	***83***	***45***	***50***	< 0.41	***3.2 J***	***0.6 J***	***0.37 J+***	< 0.17	< 0.17
Xylenes, Total	400	2000	< 0.14	< 0.22	< 0.58	< 0.46	< 0.12	< 1.5	< 1.5	< 0.34	< 0.34	< 0.34	< 0.68	< 0.34	< 0.34	< 0.34	< 0.34	< 0.34	< 0.44	< 0.58	< 0.23	< 0.12	< 1.5	< 1.5
Total PCBs																								
Aroclor-1016	0.003	0.03	NA	NA	NA	NA	NA	NA	NA	< 0.16	NA	NA	NA	NA	NA	NA	NA	NA	NA	NA	NA	NA	NA	NA
Aroclor-1232	0.003	0.03	NA	NA	NA	NA	NA	NA	NA	< 0.085	NA	NA	NA	NA	NA	NA	NA	NA	NA	NA	NA	NA	NA	NA
Aroclor-1242	0.003	0.03	NA	NA	NA	NA	NA	NA	NA	< 0.12	NA	NA	NA	NA	NA	NA	NA	NA	NA	NA	NA	NA	NA	NA
Aroclor-1248	0.003	0.03	NA	NA	NA	NA	NA	NA	NA	< 0.1	NA	NA	NA	NA	NA	NA	NA	NA	NA	NA	NA	NA	NA	NA
Total Detected PCBs	0.003	0.03	NA	NA	NA	NA	NA	NA	NA	ND	NA	NA	NA	NA	NA	NA	NA	NA	NA	NA	NA	NA	NA	NA
Dissolved PCBs																								
Aroclor-1016	0.003	0.03	NA	NA	NA	NA	NA	NA	NA	NA	NA	NA	NA	NA	NA	NA	NA	NA	NA	NA	NA	NA	NA	NA
Aroclor-1232	0.003	0.03	NA	NA	NA	NA	NA	NA	NA	NA	NA	NA	NA	NA	NA	NA	NA	NA	NA	NA	NA	NA	NA	NA
Aroclor-1242	0.003	0.03	NA	NA	NA	NA	NA	NA	NA	NA	NA	NA	NA	NA	NA	NA	NA	NA	NA	NA	NA	NA	NA	NA
Aroclor-1248	0.003	0.03	NA	NA	NA	NA	NA	NA	NA	NA	NA	NA	NA	NA	NA	NA	NA	NA	NA	NA	NA	NA	NA	NA
Total Detected PCBs	0.003	0.03	NA	NA	NA	NA	NA	NA		NA	NA	NA	NA	NA	NA	NA	NA	NA	NA	NA	NA	NA	NA	
Solids																								
Total Dissolved Solids (mg/L)	NE	NE	NA	NA	NA	NA	NA	NA	NA	1100	1100	1000	NA	NA	NA	NA	NA	NA	NA	NA	NA	NA	NA	NA
Total Suspended Solids (TSS) (mg/L)	NE	NE	NA	NA	NA	NA	NA	NA	NA	NA	NA	NA	NA	NA	NA	NA	NA	NA	NA	NA	NA	NA	NA	NA

Notes on Page 61.

Table 16: Groundwater Analytical Results Summary
Madison-Kipp Corporation
Madison, Wisconsin

WELL ID			MP-13	MP-13	MP-13	MP-13[3]	MP-13	MP-13[3]	MP-13	MP-13[3]	MP-13	MP-13[3]	MP-13	MP-13[3]	MP-13	MP-13[3]	MP-13	MP-13	MP-13[3]	MP-13	MP-13[3]	MP-13
SCREEN INTERVAL (feet bgs)	PREVENTIVE	ENFORCEMENT	81 - 85 ft	81 - 85 ft	81 - 85 ft	81 - 85 ft	81 - 85 ft	81 - 85 ft	81 - 85 ft	81 - 85 ft	81 - 85 ft	81 - 85 ft	81 - 85 ft	81 - 85 ft	81 - 85 ft	81 - 85 ft	81 - 85 ft	81 - 85 ft	81 - 85 ft	81 - 85 ft	81 - 85 ft	81 - 85 ft
SAMPLE DATE	ACTION LIMIT	STANDARD	12/06/2012	12/12/2012	01/19/2013	01/19/2013	02/21/2013	02/21/2013	04/17/2013	04/17/2013	07/22/2013	07/22/2013	10/07/2013	10/07/2013	04/16/2014	04/16/2014	10/14/2014	04/14/2015	04/14/2015	10/16/2015	10/16/2015	10/10/2016
VOCs																						
1,1,1,2-Tetrachloroethane	7	70	< 2.5	NA	4.8 J	4.1 J	4.5 J	4.8 J	< 5	< 2.5	< 2.5	< 2.5	< 1.3	< 1.3	< 2.5	< 5.0	< 2.5	< 2.5	< 2.5	< 9.2	< 9.2	< 22
1,1,1-Trichloroethane	40	200	< 2	NA	< 2	< 2	< 1	< 1	< 4	< 2	< 2	< 2	< 1	< 1	< 2.0	< 4.0	< 2.0	< 2.0	< 2.0	< 7.6	< 7.6	< 20
1,1,2-Trichloroethane	0.5	5	< 2.8	NA	< 2.8	< 2.8	< 1.4	< 1.4	< 5.6	< 2.8	< 2.8	< 2.8	< 1.4	< 1.4	< 2.8	< 5.6	< 2.8	< 2.8	< 2.8	< 7.0	< 7.0	< 20
1,1-Dichloroethene	0.7	7	< 3.1	NA	< 3.1	***4.2 J***	***4.2 J***	***3.5 J***	< 6.2	< 3.1	< 3.1	< 3.1	< 1.6	< 1.6	< 3.1	< 6.2	< 3.1	< 3.1	< 3.1	< 7.8	< 7.8	< 28
1,2,4-Trimethylbenzene	96	480	< 1.4	NA	< 1.4	< 1.4	< 0.7	< 0.7	< 2.8	< 1.4	< 1.4	< 1.4	< 0.7	< 0.7	< 1.4	< 2.8	< 1.4	< 1.4	< 1.4	< 7.2	< 7.2	< 12
1,2-Dibromoethane	0.005	0.05	< 3.6	NA	< 3.6	< 3.6	< 1.8	< 1.8	< 7.2	< 3.6	< 3.6	< 3.6	< 1.8	< 1.8	< 3.6	< 7.2	< 3.6	< 3.6	< 3.6	< 7.7	< 7.7	< 26
1,2-Dichlorobenzene	60	600	< 2.7	NA	< 2.7	< 2.7	< 1.4	< 1.4	< 5.4	< 2.7	< 2.7	< 2.7	< 1.4	< 1.4	< 2.7	< 5.4	< 2.7	< 2.7	< 2.7	< 6.7	< 6.7	< 15
1,2-Dichloroethane	0.5	5	< 2.8	NA	< 2.8	< 2.8	< 1.4	< 1.4	< 5.6	< 2.8	< 2.8	< 2.8	< 1.4	< 1.4	< 2.8	< 5.6	< 2.8	< 2.8	< 2.8	< 7.8	< 7.8	< 16
1,2-Dichloropropane	0.5	5	< 2	NA	< 2	< 2	< 1	< 1	< 4	< 2	< 2	< 2	< 1	< 1	< 2.0	< 4.0	< 2.0	< 2.0	< 2.0	< 8.6	< 8.6	< 20
1,2,3-Trichlorobenzene	NE	NE	< 2.4	NA	< 2.4	< 2.4	< 1.2	< 1.2	< 4.8	< 2.4	< 2.4	< 2.4	< 1.2	< 1.2	< 2.4	< 4.8	< 2.4	< 2.4	< 2.4	< 9.2	< 9.2	< 9.0
1,2,4-Trichlorobenzene	14	70	< 3.1	NA	< 3.1	< 3.1	< 1.6	< 1.6	< 6.2	< 3.1	< 3.1	< 3.1	< 1.6	< 1.6	< 3.1	< 6.2	< 3.1	< 3.1	< 3.1	< 6.8	< 6.8	< 15
1,3,5-Trimethylbenzene	96	480	< 1.8	NA	< 1.8	< 1.8	< 0.9	< 0.9	< 3.6	< 1.8	< 1.8	< 1.8	< 0.9	< 0.9	< 1.8	< 3.6	< 1.8	< 1.8	< 1.8	< 5.1	< 5.1	< 15
2-Butanone	800	4000	NA	NA	NA	NA	NA	NA	NA	NA	NA	NA	NA	NA	NA	NA	NA	NA	NA	NA	NA	< 600
2-Hexanone	NE	NE	NA	NA	NA	NA	NA	NA	NA	NA	NA	NA	NA	NA	NA	NA	NA	NA	NA	NA	NA	< 190
4-Methyl-2-pentanone	50	500	NA	NA	NA	NA	NA	NA	NA	NA	NA	NA	NA	NA	NA	NA	NA	NA	NA	NA	NA	< 150
Acetone	1800	9000	NA	NA	NA	NA	NA	NA	NA	NA	NA	NA	NA	NA	NA	NA	NA	NA	NA	NA	NA	< 680
Benzene	0.5	5	< 0.74	NA	< 0.74	< 0.74	< 0.37	< 0.37	< 1.5	< 0.74	< 0.74	< 0.74	< 0.37	< 0.37	< 0.74	< 1.5	< 0.74	< 0.74	< 0.74	< 2.9	< 2.9	< 18
Bromodichloromethane	0.06	0.6	< 1.7	NA	< 1.7	< 1.7	< 0.85	< 0.85	< 3.4	< 1.7	< 1.7	< 1.7	< 0.85	< 0.85	< 1.7	< 3.4	< 1.7	< 1.7	< 1.7	< 7.4	< 7.4	< 15
Bromoform	0.44	4.4	< 2.8	NA	< 2.8	< 2.8	< 1.4	< 1.4	< 5.6	< 2.8	< 2.8	< 2.8	< 1.4	< 1.4	< 2.8	< 5.6	< 2.8	< 2.8	< 2.8	< 9.7	< 9.7	< 18
Bromomethane	1	10	< 3.1	NA	< 3.1	< 3.1	< 1.6	< 1.6	< 6.2	< 3.1	< 3.1	< 3.1	< 1.6	< 1.6	< 3.1	< 6.2	< 3.1 *	< 3.1	< 3.1	< 16	< 16	< 120
Carbon disulfide	200	1000	NA	NA	NA	NA	NA	NA	NA	NA	NA	NA	NA	NA	NA	NA	NA	NA	NA	NA	NA	< 11
Carbon tetrachloride	0.5	5	< 2.6	NA	< 2.6	< 2.6	< 1.3	< 1.3	< 5.2	< 2.6	< 2.6	< 2.6	< 1.3	< 1.3	< 2.6	< 5.2	< 2.6	< 2.6	< 2.6	< 7.7	< 7.7	< 7.6
Chloroform	0.6	6	< 2	NA	< 2	< 2	< 1	< 1	< 4	< 2	< 2	< 2	< 1	< 1	< 2.0	< 4.0	< 2.0	< 2.0	< 2.0	< 7.4	< 7.4	< 12
Chloromethane	3	30	< 1.8	NA	< 1.8	< 1.8	< 0.9	< 0.9	< 3.6	< 1.8	< 1.8	< 1.8	< 0.9	< 0.9	< 1.8	< 3.6	< 1.8	< 1.8	< 1.8	< 6.4	< 6.4	< 32
cis-1,2-Dichloroethene	7	70	***1900***	NA	***1800***	***1800***	***2100***	***2300***	***2700***	***2400***	***1700***	***1800***	***1200***	***1200***	***2200***	***2400***	***1700***	***1600***	***2000***	***1900***	***1800***	***930***
Dichlorodifluoromethane	200	1000	< 2	NA	< 2	< 2	< 1	< 1	< 4	< 2	< 2	< 2	< 1	< 1	< 2.0	< 4.0	< 2.0	< 2.0	< 2.0	< 11	< 11	< 22
Ethylbenzene	140	700	< 1.3	NA	< 1.3	< 1.3	< 0.65	< 0.65	< 2.6	< 1.3	< 1.3	< 1.3	< 0.65	< 0.65	< 1.3	< 2.6	< 1.3	< 1.3	< 1.3	< 3.7	< 3.7	< 11
Isopropylbenzene	NE	NE	< 1.4	NA	< 1.4	< 1.4	< 0.7	< 0.7	< 2.8	< 1.4	< 1.4	< 1.4	< 0.7	< 0.7	< 1.4	< 2.8	< 1.4	< 1.4	< 1.4	< 7.7	< 7.7	< 16
m,p-Xylene	400	2000	NA	NA	NA	NA	NA	NA	NA	NA	NA	NA	NA	NA	NA	NA	NA	NA	NA	NA	NA	< 11
Methyl tert-butyl ether	12	60	< 2.4	NA	< 2.4	< 2.4	< 1.2	< 1.2	< 4.8	< 2.4	< 2.4	< 2.4	< 1.2	< 1.2	< 2.4	< 4.8	< 2.4	< 2.4	< 2.4	< 7.9	< 7.9	< 28
Methylene chloride	0.5	5	< 6.8	NA	< 6.8	< 6.8	< 3.4	< 3.4	< 14	< 6.8	< 6.8	< 6.8	< 3.4	< 3.4	< 6.8	< 14	< 6.8	< 6.8	< 6.8	< 33	< 33	< 28
Naphthalene	10	100	< 1.6	NA	< 1.6	< 1.6	< 0.8	< 0.8	< 3.2	< 1.6	< 1.6	< 1.6	< 0.8	< 0.8	< 1.6	< 3.2	< 1.6	< 1.6	< 1.6	< 6.7	< 6.7	< 18
n-Butylbenzene	NE	NE	< 1.3	NA	< 1.3	< 1.3	< 0.65	< 0.65	< 2.6	< 1.3	< 1.3	< 1.3	< 0.65	< 0.65	< 1.3	< 2.6	< 1.3	< 1.3	< 1.3	< 7.8	< 7.8	< 28
n-Hexane	120	600	NA	NA	NA	NA	NA	NA	NA	NA	NA	NA	NA	NA	NA	NA	NA	NA	NA	NA	NA	< 42
n-Propylbenzene	NE	NE	< 1.3	NA	< 1.3	< 1.3	< 0.65	< 0.65	< 2.6	< 1.3	< 1.3	< 1.3	< 0.65	< 0.65	< 1.3	< 2.6	< 1.3	< 1.3	< 1.3	< 8.3	< 8.3	< 20
o-Xylene	400	2000	NA	NA	NA	NA	NA	NA	NA	NA	NA	NA	NA	NA	NA	NA	NA	NA	NA	NA	NA	< 12
p-Isopropyltoluene	NE	NE	< 1.7	NA	< 1.7	< 1.7	< 0.85	< 0.85	< 3.4	< 1.7	< 1.7	< 1.7	< 0.85	< 0.85	< 1.7	< 3.4	< 1.7	< 1.7	< 1.7	< 7.2	< 7.2	< 17
sec-Butylbenzene	NE	NE	< 1.5	NA	< 1.5	< 1.5	< 0.75	< 0.75	< 3	< 1.5	< 1.5	< 1.5	< 0.75	< 0.75	< 1.5	< 3.0	< 1.5	< 1.5	< 1.5	< 8.0	< 8.0	< 26
Styrene	10	100	< 1	NA	< 1	< 1	< 0.5	< 0.5	< 2	< 1	< 1	< 1	< 0.5	< 0.5	< 1.0	< 2.0	< 1.0	< 1.0	< 1.0	< 7.7	< 7.7	< 13
tert-Butylbenzene	NE	NE	< 1.4	NA	< 1.4	< 1.4	< 0.7	< 0.7	< 2.8	< 1.4	< 1.4	< 1.4	< 0.7	< 0.7	< 1.4	< 2.8	< 1.4	< 1.4	< 1.4	< 8.0	< 8.0	< 24
Tetrachloroethene	0.5	5	***5600***	NA	***6800***	***7400***	***7000***	***7100***	***7900***	***7000***	***6800***	***6300***	***5400***	***5200***	***7900***	***7800***	***8000***	***6700***	***11000***	***9700***	***9200***	***4800***
Toluene	160	800	< 1.1	NA	< 1.1	< 1.1	< 0.55	< 0.55	< 2.2	< 1.1	< 1.1	< 1.1	< 0.55	< 0.55	< 1.1	< 2.2	< 1.1	< 1.1	< 1.1	< 3.0	< 3.0	< 11
trans-1,2-Dichloroethene	20	100	***29***	NA	***38***	***37***	***38***	***40***	***48***	***35***	***29***	***31***	19	19	***39***	***41***	***25***	***27***	***34***	< 7.0	< 7.0	< 22
Trichloroethene	0.5	5	***940***	NA	***1100***	***1000***	***1100***	***1000***	***1200***	***940***	***900***	***900***	***660***	***640***	***1100***	***1100***	***730***	***780***	***980***	***960***	***870***	***500***
Trichlorofluoromethane	698	3490	< 1.9	NA	< 1.9	< 1.9	< 0.95	< 0.95	< 3.8	< 1.9	< 1.9	< 1.9	< 0.95	< 0.95	< 10	< 20	< 10	< 10	< 10	< 20	< 20	< 100
Vinyl chloride	0.02	0.2	***64***	NA	***120***	***110***	***110***	***110***	***99***	***71***	***75***	***75***	***48***	***48***	***87***	***95***	***55***	***72***	***89***	***110***	***92***	***52 J***
Xylenes, Total	400	2000	< 0.68	NA	< 0.68	< 0.68	< 0.34	< 0.34	< 1.4	< 0.68	< 0.68	< 0.68	< 0.34	< 0.34	< 0.68	< 1.4	< 0.68	< 0.68	< 0.68	< 4.4	< 4.4	< 12
Total PCBs																						
Aroclor-1016	0.003	0.03	< 0.15	NA	NA	NA	NA	NA	NA	NA	NA	NA	NA	NA	NA	NA	NA	NA	NA	NA	NA	NA
Aroclor-1232	0.003	0.03	< 0.083	NA	NA	NA	NA	NA	NA	NA	NA	NA	NA	NA	NA	NA	NA	NA	NA	NA	NA	NA
Aroclor-1242	0.003	0.03	< 0.12	NA	NA	NA	NA	NA	NA	NA	NA	NA	NA	NA	NA	NA	NA	NA	NA	NA	NA	NA
Aroclor-1248	0.003	0.03	< 0.099	NA	NA	NA	NA	NA	NA	NA	NA	NA	NA	NA	NA	NA	NA	NA	NA	NA	NA	NA
Total Detected PCBs	0.003	0.03	ND	NA	NA	NA	NA	NA	NA	NA	NA	NA	NA	NA	NA	NA	NA	NA	NA	NA	NA	NA
Dissolved PCBs																						
Aroclor-1016	0.003	0.03	NA	NA	NA	NA	NA	NA	NA	NA	NA	NA	NA	NA	NA	NA	NA	NA	NA	NA	NA	NA
Aroclor-1232	0.003	0.03	NA	NA	NA	NA	NA	NA	NA	NA	NA	NA	NA	NA	NA	NA	NA	NA	NA	NA	NA	NA
Aroclor-1242	0.003	0.03	NA	NA	NA	NA	NA	NA	NA	NA	NA	NA	NA	NA	NA	NA	NA	NA	NA	NA	NA	NA
Aroclor-1248	0.003	0.03	NA	NA	NA	NA	NA	NA	NA	NA	NA	NA	NA	NA	NA	NA	NA	NA	NA	NA	NA	NA
Total Detected PCBs	0.003	0.03	NA	NA	NA	NA	NA	NA	NA	NA	NA	NA	NA	NA	NA	NA	NA	NA	NA	NA	NA	NA
Solids																						
Total Dissolved Solids (mg/L)	NE	NE	990	950	910	NA	980	NA	NA	NA	NA	NA	NA	NA	NA	NA	NA	NA	NA	NA	NA	NA
Total Suspended Solids (TSS) (mg/L)	NE	NE	NA	NA	NA	NA	NA	NA	NA	NA	NA	NA	NA	NA	NA	NA	NA	NA	NA	NA	NA	NA

Notes on Page 61.

Table 16: Groundwater Analytical Results Summary
Madison-Kipp Corporation
Madison, Wisconsin

WELL ID			MP-13	MP-13	MP-13	MP-13	MP-13	MP-13	MP-13	MP-13	MP-13	MP-13	MP-13	MP-13	MP-13	MP-13	MP-13	MP-13	MP-13	MP-13	MP-13	MP-13[3]	MP-13
SCREEN INTERVAL (feet bgs)	PREVENTIVE	ENFORCEMENT	81 - 85 ft	81 - 85 ft	81 - 85 ft	81 - 85 ft	102 - 106 ft	102 - 106 ft	102 - 106 ft	102 - 106 ft	102 - 106 ft	102 - 106 ft	102 - 106 ft	102 - 106 ft	102 - 106 ft	102 - 106 ft	102 - 106 ft	102 - 106 ft	102 - 106 ft	102 - 106 ft	121 - 125 ft	121 - 125 ft	121 - 125 ft
SAMPLE DATE	ACTION LIMIT	STANDARD	10/03/2017	10/09/2018	10/08/2019	10/12/2020	12/04/2012	01/18/2013	02/21/2013	04/17/2013	07/22/2013	10/07/2013	04/16/2014	10/14/2014	04/14/2015	10/16/2015	10/10/2016	10/03/2017	10/09/2018	10/08/2019	10/12/2020	12/04/2012	12/04/2012	01/18/2013
VOCs																								
1,1,1,2-Tetrachloroethane	7	70	< 11	< 5.5	< 0.27	< 1.3	< 1.3	< 0.5	< 0.5	< 1.3	< 1.3	< 1.3	< 1.3	< 1.3	< 1.3	< 4.6	< 2.2	< 2.8	< 5.5	0.37 J	< 0.27	< 0.5	< 1.3	< 1.3
1,1,1-Trichloroethane	40	200	< 10	< 5.0	< 0.24	< 1.2	< 1	< 0.4	< 0.4	< 1	< 1	< 1	< 1.0	< 1.0	< 1.0	< 3.8	< 2.0	< 2.5	< 5.0	< 0.24	< 0.24	< 0.4	< 1	< 1
1,1,2-Trichloroethane	0.5	5	< 10	< 5.0	< 0.55	< 2.8	< 1.4	< 0.56	< 0.56	< 1.4	< 1.4	< 1.4	< 1.4	< 1.4	< 1.4	< 3.5	< 2.0	< 2.5	< 5.0	< 0.55	< 0.55	< 0.56	< 1.4	< 1.4
1,1-Dichloroethene	0.7	7	< 14	< 7.0	0.48 J	< 1.2	< 1.6	< 0.62	< 0.62	< 1.6	< 1.6	< 1.6	< 1.6	< 1.6	< 1.6	< 3.9	< 2.8	< 3.5	< 7.0	0.48 J	< 0.24	< 0.62	< 1.6	< 1.6
1,2,4-Trimethylbenzene	96	480	< 6	< 3.0	< 0.84	< 4.2	< 0.7	< 0.28	< 0.28	< 0.7	< 0.7	< 0.7	< 0.70	< 0.70	< 0.70	< 3.6	< 1.2	< 1.5	< 3.0	< 0.84	< 0.84	< 0.28	< 0.7	< 0.7
1,2-Dibromoethane	0.005	0.05	< 13	< 6.5	< 0.83	< 4.1	< 1.8	< 0.72	< 0.72	< 1.8	< 1.8	< 1.8	< 1.8	< 1.8	< 1.8	< 3.9	< 2.6	< 3.3	< 6.5	< 0.83	< 0.83	< 0.72	< 1.8	< 1.8
1,2-Dichlorobenzene	60	600	< 7.6	< 3.8	< 0.71	< 3.5	< 1.4	< 0.54	< 0.54	< 1.4	< 1.4	< 1.4	< 1.4	< 1.4	< 1.4	< 3.3	< 1.5	< 1.9	< 3.8	< 0.71	< 0.71	< 0.54	< 1.4	< 1.4
1,2-Dichloroethane	0.5	5	< 7.8	< 3.9	< 0.28	< 1.4	< 1.4	< 0.56	< 0.56	< 1.4	< 1.4	< 1.4	< 1.4	< 1.4	< 1.4	< 3.9	< 1.6	< 2	< 3.9	***0.67 J***	***0.65 J***	< 0.56	< 1.4	< 1.4
1,2-Dichloropropane	0.5	5	< 10	< 5.0	< 0.28	< 1.4	< 1	< 0.4	< 0.4	< 1	< 1	< 1	< 1.0	< 1.0	< 1.0	< 4.3	< 2.0	< 2.5	< 5.0	< 0.28	< 0.28	< 0.4	< 1	< 1
1,2,3-Trichlorobenzene	NE	NE	< 4.5	< 2.3	< 0.63	< 11.1	< 1.2	< 0.48	< 0.48	< 1.2	< 1.2	< 1.2	< 1.2	< 1.2	< 1.2	< 4.6	< 0.90	< 1.1	< 2.3	< 0.63	< 2.2	< 0.48	< 1.2	< 1.2
1,2,4-Trichlorobenzene	14	70	< 7.7	< 3.9	< 0.95	< 4.8	< 1.6	< 0.62	< 0.62	< 1.6	< 1.6	< 1.6	< 1.6	< 1.6	< 1.6	< 3.4	< 1.5	< 1.9	< 3.9	< 0.95	< 0.95	< 0.62	< 1.6	< 1.6
1,3,5-Trimethylbenzene	96	480	< 7.5	< 3.8	< 0.87	< 4.4	< 0.9	< 0.36	< 0.36	< 0.9	< 0.9	< 0.9	< 0.90	< 0.90	< 0.90	< 2.5	< 1.5	< 1.9	< 3.8	< 0.87	< 0.87	< 0.36	< 0.9	< 0.9
2-Butanone	800	4000	< 300	< 150	< 2.9	< 14.7	NA	NA	NA	NA	NA	NA	NA	NA	NA	NA	< 60	< 75	< 150	< 2.9	< 2.9	NA	NA	NA
2-Hexanone	NE	NE	< 95	< 48	< 2.5	< 26.0	NA	NA	NA	NA	NA	NA	NA	NA	NA	NA	< 19	< 24	< 48	< 2.5	< 5.2	NA	NA	NA
4-Methyl-2-pentanone	50	500	< 77	< 39	< 1.5	< 23.2	NA	NA	NA	NA	NA	NA	NA	NA	NA	NA	< 15	< 19	< 39	< 1.5	< 4.6	NA	NA	NA
Acetone	1800	9000	500 J	< 170	< 2.7	< 13.7	NA	NA	NA	NA	NA	NA	NA	NA	NA	NA	< 68	< 85	< 260 U	< 2.7	< 2.7	NA	NA	NA
Benzene	0.5	5	< 8.9	< 4.5	< 0.25	< 1.2	< 0.37	< 0.15	< 0.15	< 0.37	< 0.37	< 0.37	< 0.37	< 0.37	< 0.37	< 1.5	< 1.8	< 2.2	< 4.5	< 0.25	< 0.25	< 0.15	< 0.37	< 0.37
Bromodichloromethane	0.06	0.6	< 7.7	< 3.9	< 0.36	< 1.8	< 0.85	< 0.34	< 0.34	< 0.85	< 0.85	< 0.85	< 0.85	< 0.85	< 0.85	< 3.7	< 1.5	< 1.9	< 3.9	< 0.36	< 0.36	< 0.34	< 0.85	< 0.85
Bromoform	0.44	4.4	< 8.8	< 4.4	< 4.0	< 19.9	< 1.4	< 0.56	< 0.56	< 1.4	< 1.4	< 1.4	< 1.4	< 1.4	< 1.4	< 4.8	< 1.8	< 2.2	< 4.4	< 4.0	< 4.0	< 0.56	< 1.4	< 1.4
Bromomethane	1	10	< 59	< 30	< 0.97	< 4.9	< 1.6	< 0.62	< 0.62	< 1.6	< 1.6	< 1.6	< 1.6	< 1.6 *	< 1.6	< 8.0	< 12	< 15	***46 J+***	< 0.97	< 0.97	< 0.62	< 1.6	< 1.6
Carbon disulfide	200	1000	< 5.3	< 2.7	< 0.37	< 2.2	NA	NA	NA	NA	NA	NA	NA	NA	NA	NA	< 1.1	< 1.3	< 2.7	< 0.37	< 0.45	NA	NA	NA
Carbon tetrachloride	0.5	5	< 3.8	< 1.9	< 0.17	< 5.4	< 1.3	< 0.52	< 0.52	< 1.3	< 1.3	< 1.3	< 1.3	< 1.3	< 1.3	< 3.8	< 0.76	< 0.95	< 1.9	< 0.17	< 1.1	< 0.52	< 1.3	< 1.3
Chloroform	0.6	6	< 6.2	< 3.1	< 1.3	< 6.4	< 1	< 0.4	< 0.4	< 1	< 1	< 1	< 1.0	< 1.0	< 1.0	< 3.7	< 1.2	< 1.6	< 3.1	< 1.3	< 1.3	< 0.4	< 1	< 1
Chloromethane	3	30	< 16	< 8.0	< 2.2	< 10.9	< 0.9	< 0.36	< 0.36	< 0.9	< 0.9	< 0.9	< 0.90	< 0.90	< 0.90	< 3.2	***9.8 BJ***	< 4	< 14 U	< 2.2	< 2.2	< 0.36	< 0.9	< 0.9
cis-1,2-Dichloroethene	7	70	***670***	***240***	***259***	***156***	***1100***	***690***	***520***	***720***	***660***	***600***	***770***	***730***	***980***	***1100***	***200***	***350***	***580***	***227***	***109***	***910***	***970***	***1000***
Dichlorodifluoromethane	200	1000	< 11	< 5.5	< 0.50	< 2.5	< 1	< 0.4	< 0.4	< 1	< 1	< 1	< 1.0	< 1.0	< 1.0	< 5.4	< 2.2	< 2.8	< 5.5	< 0.50	< 0.50	< 0.4	< 1	< 1
Ethylbenzene	140	700	< 5.4	< 2.7	< 0.22	< 1.6	< 0.65	< 0.26	< 0.26	< 0.65	< 0.65	< 0.65	< 0.65	< 0.65	< 0.65	< 1.8	< 1.1	< 1.4	< 2.7	< 0.22	< 0.32	< 0.26	< 0.65	< 0.65
Isopropylbenzene	NE	NE	< 8.1	< 4.1	< 0.39	< 8.4	< 0.7	< 0.28	< 0.28	< 0.7	< 0.7	< 0.7	< 0.70	< 0.70	< 0.70	< 3.9	< 1.6	< 2	< 4.1	< 0.39	< 1.7	< 0.28	< 0.7	< 0.7
m,p-Xylene	400	2000	6 BJ	< 2.9	< 0.47	< 2.3	NA	NA	NA	NA	NA	NA	NA	NA	NA	NA	< 1.1	< 1.4	< 2.9	< 0.47	< 0.47	NA	NA	NA
Methyl tert-butyl ether	12	60	< 14	< 7.0	< 1.2	< 6.2	< 1.2	< 0.48	< 0.48	< 1.2	< 1.2	< 1.2	< 1.2	< 1.2	< 1.2	< 3.9	< 2.8	< 3.5	< 7.0	< 1.2	< 1.2	< 0.48	< 1.2	< 1.2
Methylene chloride	0.5	5	< 14	< 7.0	< 0.58	< 2.9	< 3.4	< 1.4	< 1.4	< 3.4	< 3.4	< 3.4	< 3.4	< 3.4	< 3.4	< 16	< 2.8	< 3.5	< 7.0	< 0.58	< 0.58	< 1.4	< 3.4	< 3.4
Naphthalene	10	100	< 8.8	< 4.4	< 1.2	< 5.9	< 0.8	< 0.32	< 0.32	< 0.8	< 0.8	< 0.8	< 0.80	< 0.80	< 0.80	< 3.4	< 1.8	< 2.2	< 4.4	< 1.2	< 1.2	< 0.32	< 0.8	< 0.8
n-Butylbenzene	NE	NE	< 14	< 7.0	< 0.71	< 3.5	< 0.65	< 0.26	< 0.26	< 0.65	< 0.65	< 0.65	< 0.65	< 0.65	< 0.65	< 3.9	< 2.8	< 3.5	< 7.0	< 0.71	< 0.71	< 0.26	< 0.65	< 0.65
n-Hexane	120	600	< 21	< 11	< 1.7	< 8.5	NA	NA	NA	NA	NA	NA	NA	NA	NA	NA	< 4.2	< 5.3	< 11	< 1.7	< 1.7	NA	NA	NA
n-Propylbenzene	NE	NE	< 10	< 5.0	< 0.81	< 4.1	< 0.65	< 0.26	< 0.26	< 0.65	< 0.65	< 0.65	< 0.65	< 0.65	< 0.65	< 4.1	< 2.0	< 2.5	< 5.0	< 0.81	< 0.81	< 0.26	< 0.65	< 0.65
o-Xylene	400	2000	< 5.8	< 2.9	< 0.26	< 1.3	NA	NA	NA	NA	NA	NA	NA	NA	NA	NA	< 1.2	< 1.5	< 2.9	< 0.26	< 0.26	NA	NA	NA
p-Isopropyltoluene	NE	NE	< 8.5	< 4.3	< 0.80	< 4.0	< 0.85	< 0.34	< 0.34	< 0.85	< 0.85	< 0.85	< 0.85	< 0.85	< 0.85	< 3.6	< 1.7	< 2.1	< 4.3	< 0.80	< 0.80	< 0.34	< 0.85	< 0.85
sec-Butylbenzene	NE	NE	< 13	< 6.5	< 0.85	< 4.2	< 0.75	< 0.3	< 0.3	< 0.75	< 0.75	< 0.75	< 0.75	< 0.75	< 0.75	< 4.0	< 2.6	< 3.3	< 6.5	< 0.85	< 0.85	< 0.3	< 0.75	< 0.75
Styrene	10	100	< 6.5	< 3.3	< 0.47	< 15.0	< 0.5	< 0.2	< 0.2	< 0.5	< 0.5	< 0.5	< 0.50	< 0.50	< 0.50	< 3.9	< 1.3	1.8 BJ	< 3.3	< 0.47	< 3.0	< 0.2	< 0.5	< 0.5
tert-Butylbenzene	NE	NE	< 12	< 6.0	< 0.30	< 1.5	< 0.7	< 0.28	< 0.28	< 0.7	< 0.7	< 0.7	< 0.70	< 0.70	< 0.70	< 4.0	< 2.4	< 3	< 6.0	< 0.30	< 0.30	< 0.28	< 0.7	< 0.7
Tetrachloroethene	0.5	5	***3200***	***890***	***702***	***435***	***1800***	***1100***	***670***	***1400***	***1500***	***1900***	***1600***	***2000***	***2100***	***4600***	***870***	***970***	***1200***	***822***	***721***	***1500***	***1500***	***2600***
Toluene	160	800	< 5.3	< 2.7	< 0.17	< 1.3	< 0.55	< 0.22	< 0.22	< 0.55	< 0.55	< 0.55	< 0.55	< 0.55	< 0.55	< 1.5	< 1.1	< 1.3	< 2.7	< 0.17	< 0.27	< 0.22	< 0.55	< 0.55
trans-1,2-Dichloroethene	20	100	12 J	< 5.5	3.2 J	< 2.3	15	9.5	4.8	6.6	6.0	7.0	9.8	8.1	13	< 3.5	3.2 J	7.3 J	11 J	4.1	1.8	12	15	17
Trichloroethene	0.5	5	***390***	***150***	***160***	***107***	***440***	***330***	***270***	***500***	***450***	***490***	***580***	***530***	***680***	***930***	***230***	***230***	***290***	***195***	***126***	***340***	***370***	***460***
Trichlorofluoromethane	698	3490	< 50	< 6.5	< 0.21	< 1.1	< 0.95	< 0.38	< 0.38	< 0.95	< 0.95	< 0.95	< 5.0	< 5.0	< 5.0	< 10	< 10	< 13	< 6.5	< 0.21	< 0.21	< 0.38	< 0.95	< 0.95
Vinyl chloride	0.02	0.2	***54***	***15 J+***	***9.1***	***3.9 J***	***33***	***23***	***13***	***20***	***19***	***20***	***23***	***22***	***41***	***44***	< 3.2	< 4	***9.0 J+***	***0.63 J***	***0.19 J***	***36***	***37***	***54***
Xylenes, Total	400	2000	< 12	< 5.8	< 1.5	< 7.5	< 0.34	< 0.14	< 0.14	< 0.34	< 0.34	< 0.34	< 0.34	< 0.34	< 0.34	< 2.2	< 1.2	< 2.9	< 5.8	< 1.5	< 1.5	< 0.14	< 0.34	< 0.34
Total PCBs																								
Aroclor-1016	0.003	0.03	NA	NA	NA	NA	< 0.15	NA	NA	NA	NA	NA	NA	NA	NA	NA	NA	NA	NA	NA	NA	< 0.15	NA	NA
Aroclor-1232	0.003	0.03	NA	NA	NA	NA	< 0.083	NA	NA	NA	NA	NA	NA	NA	NA	NA	NA	NA	NA	NA	NA	< 0.084	NA	NA
Aroclor-1242	0.003	0.03	NA	NA	NA	NA	< 0.12	NA	NA	NA	NA	NA	NA	NA	NA	NA	NA	NA	NA	NA	NA	< 0.12	NA	NA
Aroclor-1248	0.003	0.03	NA	NA	NA	NA	< 0.099	NA	NA	NA	NA	NA	NA	NA	NA	NA	NA	NA	NA	NA	NA	< 0.1	NA	NA
Total Detected PCBs	0.003	0.03	NA	NA	NA	NA	ND	NA	NA	NA	NA	NA	NA	NA	NA	NA	NA	NA	NA	NA	NA	ND	NA	NA
Dissolved PCBs																								
Aroclor-1016	0.003	0.03	NA	NA	NA	NA	NA	NA	NA	NA	NA	NA	NA	NA	NA	NA	NA	NA	NA	NA	NA	NA	NA	NA
Aroclor-1232	0.003	0.03	NA	NA	NA	NA	NA	NA	NA	NA	NA	NA	NA	NA	NA	NA	NA	NA	NA	NA	NA	NA	NA	NA
Aroclor-1242	0.003	0.03	NA	NA	NA	NA	NA	NA	NA	NA	NA	NA	NA	NA	NA	NA	NA	NA	NA	NA	NA	NA	NA	NA
Aroclor-1248	0.003	0.03	NA	NA	NA	NA	NA	NA	NA	NA	NA	NA	NA	NA	NA	NA	NA	NA	NA	NA	NA	NA	NA	NA
Total Detected PCBs	0.003	0.03	NA	NA	NA		NA	NA	NA	NA	NA	NA	NA	NA	NA	NA	NA	NA	NA	NA		NA	NA	NA
Solids																								
Total Dissolved Solids (mg/L)	NE	NE	NA	NA	NA	NA	1100	970	960	NA	NA	NA	NA	NA	NA	NA	NA	NA	NA	NA	NA	1100	NA	1000
Total Suspended Solids (TSS) (mg/L)	NE	NE	NA	NA	NA	NA	NA	NA	NA	NA	NA	NA	NA	NA	NA	NA	NA	NA	NA	NA	NA	NA	NA	NA

Notes on Page 61.

Table 16: Groundwater Analytical Results Summary
Madison-Kipp Corporation
Madison, Wisconsin

WELL ID			MP-13	MP-13	MP-13	MP-13	MP-13	MP-13	MP-13	MP-13	MP-13	MP-13	MP-13	MP-13	MP-13	MP-13	MP-13	MP-13	MP-13	MP-13	MP-13	MP-13
SCREEN INTERVAL (feet bgs)	PREVENTIVE	ENFORCEMENT	121 - 125 ft	121 - 125 ft	121 - 125 ft	121 - 125 ft	121 - 125 ft	121 - 125 ft	121 - 125 ft	121 - 125 ft	121 - 125 ft	121 - 125 ft	121 - 125 ft	121 - 125 ft	121 - 125 ft	135 - 139 ft	135 - 139 ft	135 - 139 ft	135 - 139 ft	135 - 139 ft	135 - 139 ft	135 - 139 ft	135 - 139 ft
SAMPLE DATE	ACTION LIMIT	STANDARD	02/20/2013	04/17/2013	07/22/2013	10/07/2013	04/16/2014	10/14/2014	04/14/2015	10/16/2015	10/10/2016	10/03/2017	10/09/2018	10/08/2019	10/12/2020	12/04/2012	01/17/2013	02/20/2013	04/17/2013	07/22/2013	10/07/2013	04/16/2014	10/14/2014
VOCs																						
1,1,1,2-Tetrachloroethane	7	70	NA	< 5	< 2.5	1.1	< 5.0	< 2.5	< 2.5	< 9.2	< 11	< 5.5	< 5.5	< 0.27	< 0.27	< 0.5	< 1.3	NA	< 2.5	< 2.5	< 1.3	< 2.5	< 2.5
1,1,1-Trichloroethane	40	200	NA	< 4	< 2	< 0.2	< 4.0	< 2.0	< 2.0	< 7.6	< 10	< 5	< 5.0	< 0.24	< 0.24	< 0.4	< 1	NA	< 2	< 2	< 1	< 2.0	< 2.0
1,1,2-Trichloroethane	0.5	5	NA	< 5.6	< 2.8	< 0.28	< 5.6	< 2.8	< 2.8	< 7.0	< 10	< 5	< 5.0	< 0.55	< 0.55	< 0.56	< 1.4	NA	< 2.8	< 2.8	< 1.4	< 2.8	< 2.8
1,1-Dichloroethene	0.7	7	NA	< 6.2	< 3.1	< 0.31	< 6.2	< 3.1	< 3.1	< 7.8	< 14	< 7	< 7.0	< 0.24	< 0.24	***1.5 J***	< 1.6	NA	< 3.1	< 3.1	< 1.6	< 3.1	< 3.1
1,2,4-Trimethylbenzene	96	480	NA	< 2.8	< 1.4	< 0.14	< 2.8	< 1.4	< 1.4	< 7.2	< 6.0	< 3	< 3.0	< 0.84	< 0.84	< 0.28	< 0.7	NA	< 1.4	< 1.4	< 0.7	< 1.4	< 1.4
1,2-Dibromoethane	0.005	0.05	NA	< 7.2	< 3.6	< 0.36	< 7.2	< 3.6	< 3.6	< 7.7	< 13	< 6.5	< 6.5	< 0.83	< 0.83	< 0.72	< 1.8	NA	< 3.6	< 3.6	< 1.8	< 3.6	< 3.6
1,2-Dichlorobenzene	60	600	NA	< 5.4	< 2.7	< 0.27	< 5.4	< 2.7	< 2.7	< 6.7	< 7.6	< 3.8	< 3.8	< 0.71	< 0.71	< 0.54	< 1.4	NA	< 2.7	< 2.7	< 1.4	< 2.7	< 2.7
1,2-Dichloroethane	0.5	5	NA	< 5.6	< 2.8	< 0.28	< 5.6	< 2.8	< 2.8	< 7.8	< 7.8	< 3.9	< 3.9	***0.94 J***	***0.74 J***	< 0.56	< 1.4	NA	< 2.8	< 2.8	< 1.4	< 2.8	< 2.8
1,2-Dichloropropane	0.5	5	NA	< 4	< 2	< 0.2	< 4.0	< 2.0	< 2.0	< 8.6	< 10	< 5	< 5.0	< 0.28	< 0.28	< 0.4	< 1	NA	< 2	< 2	< 1	< 2.0	< 2.0
1,2,3-Trichlorobenzene	NE	NE	NA	< 4.8	< 2.4	< 0.24	< 4.8	< 2.4	< 2.4	< 9.2	< 4.5	< 2.3	< 2.3	< 0.63	< 2.2	< 0.48	< 1.2	NA	< 2.4	< 2.4	< 1.2	< 2.4	< 2.4
1,2,4-Trichlorobenzene	14	70	NA	< 6.2	< 3.1	< 0.31	< 6.2	< 3.1	< 3.1	< 6.8	< 7.7	< 3.9	< 3.9	< 0.95	< 0.95	< 0.62	< 1.6	NA	< 3.1	< 3.1	< 1.6	< 3.1	< 3.1
1,3,5-Trimethylbenzene	96	480	NA	< 3.6	< 1.8	< 0.18	< 3.6	< 1.8	< 1.8	< 5.1	< 7.5	< 3.8	< 3.8	< 0.87	< 0.87	< 0.36	< 0.9	NA	< 1.8	< 1.8	< 0.9	< 1.8	< 1.8
2-Butanone	800	4000	NA	NA	NA	NA	NA	NA	NA	NA	< 300	< 150	< 150	< 2.9	< 2.9	NA	NA	NA	NA	NA	NA	NA	NA
2-Hexanone	NE	NE	NA	NA	NA	NA	NA	NA	NA	NA	< 95	< 48	< 48	< 2.5	< 5.2	NA	NA	NA	NA	NA	NA	NA	NA
4-Methyl-2-pentanone	50	500	NA	NA	NA	NA	NA	NA	NA	NA	< 77	< 39	< 39	< 1.5	< 4.6	NA	NA	NA	NA	NA	NA	NA	NA
Acetone	1800	9000	NA	NA	NA	NA	NA	NA	NA	NA	< 340	280 BJ	< 180 U	< 2.7	< 2.7	NA	NA	NA	NA	NA	NA	NA	NA
Benzene	0.5	5	NA	< 1.5	< 0.74	0.29 J	< 1.5	< 0.74	< 0.74	< 2.9	< 8.9	< 4.5	< 4.5	< 0.25	< 0.25	0.41 J	***1.1 J***	NA	< 0.74	< 0.74	< 0.37	< 0.74	< 0.74
Bromodichloromethane	0.06	0.6	NA	< 3.4	< 1.7	< 0.17	< 3.4	< 1.7	< 1.7	< 7.4	< 7.7	< 3.9	< 3.9	< 0.36	< 0.36	< 0.34	< 0.85	NA	< 1.7	< 1.7	< 0.85	< 1.7	< 1.7
Bromoform	0.44	4.4	NA	< 5.6	< 2.8	< 0.28	< 5.6	< 2.8	< 2.8	< 9.7	< 8.8	< 4.4	< 4.4	< 4.0	< 4.0	< 0.56	< 1.4	NA	< 2.8	< 2.8	< 1.4	< 2.8	< 2.8
Bromomethane	1	10	NA	< 6.2	< 3.1	< 0.31	< 6.2	< 3.1 *	< 3.1	< 16	< 59	< 30	< 30	< 0.97	< 0.97	< 0.62	< 1.6	NA	< 3.1	< 3.1	< 1.6	< 3.1	< 3.1 *
Carbon disulfide	200	1000	NA	NA	NA	NA	NA	NA	NA	NA	< 5.3	< 2.7	< 2.7	< 0.37	< 0.45	NA	NA	NA	NA	NA	NA	NA	NA
Carbon tetrachloride	0.5	5	NA	< 5.2	< 2.6	< 0.26	< 5.2	< 2.6	< 2.6	< 7.7	< 3.8	< 1.9	< 1.9	< 0.17	< 1.1	< 0.52	< 1.3	NA	< 2.6	< 2.6	< 1.3	< 2.6	< 2.6
Chloroform	0.6	6	NA	< 4	< 2	< 0.2	< 4.0	< 2.0	< 2.0	< 7.4	< 6.2	< 3.1	< 3.1	< 1.3	< 1.3	< 0.4	< 1	NA	< 2	< 2	< 1	< 2.0	< 2.0
Chloromethane	3	30	NA	< 3.6	< 1.8	< 0.18	< 3.6	< 1.8	< 1.8	< 6.4	***49 BJ***	***9.5 J+***	< 13 U	< 2.2	< 2.2	< 0.36	< 0.9	NA	< 1.8	< 1.8	< 0.9	< 1.8	< 1.8
cis-1,2-Dichloroethene	7	70	NA	***930***	***760***	***650***	***720***	***630***	***690***	***820***	***200***	***240***	***67***	***69.6***	***40.2***	***1100***	***910***	NA	***540***	***420***	***380***	***370***	***330***
Dichlorodifluoromethane	200	1000	NA	< 4	< 2	< 0.2	< 4.0	< 2.0	< 2.0	< 11	< 11	< 5.5	< 5.5	< 0.50	< 0.50	< 0.4	< 1	NA	< 2	< 2	< 1	< 2.0	< 2.0
Ethylbenzene	140	700	NA	< 2.6	< 1.3	< 0.13	< 2.6	< 1.3	< 1.3	< 3.7	< 5.4	< 2.7	< 2.7	< 0.22	< 0.32	< 0.26	< 0.65	NA	< 1.3	< 1.3	< 0.65	< 1.3	< 1.3
Isopropylbenzene	NE	NE	NA	< 2.8	< 1.4	< 0.14	< 2.8	< 1.4	< 1.4	< 7.7	< 8.1	< 4.1	< 4.1	< 0.39	< 1.7	< 0.28	< 0.7	NA	< 1.4	< 1.4	< 0.7	< 1.4	< 1.4
m,p-Xylene	400	2000	NA	NA	NA	NA	NA	NA	NA	NA	< 5.7	3 BJ	< 2.9	< 0.47	< 0.47	NA	NA	NA	NA	NA	NA	NA	NA
Methyl tert-butyl ether	12	60	NA	< 4.8	< 2.4	< 0.24	< 4.8	< 2.4	< 2.4	< 7.9	< 14	< 7	< 7.0	< 1.2	< 1.2	< 0.48	< 1.2	NA	< 2.4	< 2.4	< 1.2	< 2.4	< 2.4
Methylene chloride	0.5	5	NA	< 14	< 6.8	< 0.68	< 14	< 6.8	< 6.8	< 33	< 14	< 7	< 7.0	< 0.58	< 0.58	< 1.4	< 3.4	NA	< 6.8	< 6.8	< 3.4	< 6.8	< 6.8
Naphthalene	10	100	NA	< 3.2	< 1.6	< 0.16	< 3.2	< 1.6	< 1.6	< 6.7	< 8.8	< 4.4	< 4.4	< 1.2	< 1.2	< 0.32	< 0.8	NA	< 1.6	< 1.6	< 0.8	< 1.6	< 1.6
n-Butylbenzene	NE	NE	NA	< 2.6	< 1.3	< 0.13	< 2.6	< 1.3	< 1.3	< 7.8	< 14	< 7	< 7.0	< 0.71	< 0.71	< 0.26	< 0.65	NA	< 1.3	< 1.3	< 0.65	< 1.3	< 1.3
n-Hexane	120	600	NA	NA	NA	NA	NA	NA	NA	NA	< 21	< 11	< 11	< 1.7	< 1.7	NA	NA	NA	NA	NA	NA	NA	NA
n-Propylbenzene	NE	NE	NA	< 2.6	< 1.3	< 0.13	< 2.6	< 1.3	< 1.3	< 8.3	< 10	< 5	< 5.0	< 0.81	< 0.81	< 0.26	< 0.65	NA	< 1.3	< 1.3	< 0.65	< 1.3	< 1.3
o-Xylene	400	2000	NA	NA	NA	NA	NA	NA	NA	NA	< 5.8	< 2.9	< 2.9	< 0.26	< 0.26	NA	NA	NA	NA	NA	NA	NA	NA
p-Isopropyltoluene	NE	NE	NA	< 3.4	< 1.7	< 0.17	< 3.4	< 1.7	< 1.7	< 7.2	< 8.5	< 4.3	< 4.3	< 0.80	< 0.80	< 0.34	< 0.85	NA	< 1.7	< 1.7	< 0.85	< 1.7	< 1.7
sec-Butylbenzene	NE	NE	NA	< 3	< 1.5	< 0.15	< 3.0	< 1.5	< 1.5	< 8.0	< 13	< 6.5	< 6.5	< 0.85	< 0.85	< 0.3	< 0.75	NA	< 1.5	< 1.5	< 0.75	< 1.5	< 1.5
Styrene	10	100	NA	< 2	< 1	< 0.1	< 2.0	< 1.0	< 1.0	< 7.7	< 6.5	3.5 BJ	< 3.3	< 0.47	< 3.0	< 0.2	< 0.5	NA	< 1	< 1	< 0.5	< 1.0	< 1.0
tert-Butylbenzene	NE	NE	NA	< 2.8	< 1.4	< 0.14	< 2.8	< 1.4	< 1.4	< 8.0	< 12	< 6	< 6.0	< 0.30	< 0.30	< 0.28	< 0.7	NA	< 1.4	< 1.4	< 0.7	< 1.4	< 1.4
Tetrachloroethene	0.5	5	NA	***7000***	***6300***	***6500***	***6700***	***4800***	***4300***	***12000***	***3100***	***3000***	***1000***	***715***	***602***	***1900***	***2300***	NA	***3800***	***4200***	***6500***	***5200***	***6300***
Toluene	160	800	NA	< 2.2	< 1.1	< 0.11	< 2.2	< 1.1	< 1.1	< 3.0	9.0 J	< 2.7	< 2.7	< 0.17	< 0.27	< 0.22	< 0.55	NA	< 1.1	< 1.1	< 0.55	< 1.1	< 1.1
trans-1,2-Dichloroethene	20	100	NA	12 J	12	9.7	10 J	6.7 J	< 2.5	< 7.0	< 11	6 J	< 5.5	< 1.1	0.71 J	17	15	NA	8.5 J	5.4 J	< 1.3	< 2.5	< 2.5
Trichloroethene	0.5	5	NA	***600***	***510***	***550***	***710***	***520***	***640***	***1100***	***450***	***460***	***110***	***101***	***55***	***450***	***430***	NA	***310***	***260***	***310***	***320***	***270***
Trichlorofluoromethane	698	3490	NA	< 3.8	< 1.9	< 0.19	< 20	< 10	< 10	< 20	< 50	< 25	< 6.5	< 0.21	< 0.21	< 0.38	< 0.95	NA	< 1.9	< 1.9	< 0.95	< 10	< 10
Vinyl chloride	0.02	0.2	NA	***13***	***9.3***	***8.1***	***6.2 J***	< 1.0	***11***	< 4.1	< 16	< 8	< 8.0	< 0.17	< 0.17	***50***	***42***	NA	***11***	***8.1***	***5.8***	***4.0 J***	***3.7 J***
Xylenes, Total	400	2000	NA	< 1.4	< 0.68	< 0.068	< 1.4	< 0.68	< 0.68	< 4.4	< 5.8	< 5.8	< 5.8	< 1.5	< 1.5	< 0.14	< 0.34	NA	< 0.68	< 0.68	< 0.34	< 0.68	< 0.68
Total PCBs																						
Aroclor-1016	0.003	0.03	NA	NA	NA	NA	NA	NA	NA	NA	NA	NA	NA	NA	NA	< 0.15	NA	NA	NA	NA	NA	NA	NA
Aroclor-1232	0.003	0.03	NA	NA	NA	NA	NA	NA	NA	NA	NA	NA	NA	NA	NA	< 0.083	NA	NA	NA	NA	NA	NA	NA
Aroclor-1242	0.003	0.03	NA	NA	NA	NA	NA	NA	NA	NA	NA	NA	NA	NA	NA	< 0.12	NA	NA	NA	NA	NA	NA	NA
Aroclor-1248	0.003	0.03	NA	NA	NA	NA	NA	NA	NA	NA	NA	NA	NA	NA	NA	< 0.099	NA	NA	NA	NA	NA	NA	NA
Total Detected PCBs	0.003	0.03	NA	NA	NA	NA	NA	NA	NA	NA	NA	NA	NA	NA	NA	ND	NA	NA	NA	NA	NA	NA	NA
Dissolved PCBs																						
Aroclor-1016	0.003	0.03	NA	NA	NA	NA	NA	NA	NA	NA	NA	NA	NA	NA	NA	NA	NA	NA	NA	NA	NA	NA	NA
Aroclor-1232	0.003	0.03	NA	NA	NA	NA	NA	NA	NA	NA	NA	NA	NA	NA	NA	NA	NA	NA	NA	NA	NA	NA	NA
Aroclor-1242	0.003	0.03	NA	NA	NA	NA	NA	NA	NA	NA	NA	NA	NA	NA	NA	NA	NA	NA	NA	NA	NA	NA	NA
Aroclor-1248	0.003	0.03	NA	NA	NA	NA	NA	NA	NA	NA	NA	NA	NA	NA	NA	NA	NA	NA	NA	NA	NA	NA	NA
Total Detected PCBs	0.003	0.03	NA	NA	NA	NA	NA	NA	NA	NA	NA	NA	NA	NA		NA	NA	NA	NA	NA	NA	NA	NA
Solids																						
Total Dissolved Solids (mg/L)	NE	NE	920	NA	NA	NA	NA	NA	NA	NA	NA	NA	NA	NA	NA	1100	960	890	NA	NA	NA	NA	NA
Total Suspended Solids (TSS) (mg/L)	NE	NE	NA	NA	NA	NA	NA	NA	NA	NA	NA	NA	NA	NA	NA	NA	NA	NA	NA	NA	NA	NA	NA

Notes on Page 61.

Table 16: Groundwater Analytical Results Summary
Madison-Kipp Corporation
Madison, Wisconsin

WELL ID			MP-13	MP-13	MP-13	MP-13	MP-13	MP-13	MP-13	MP-13	MP-13	MP-13	MP-13	MP-13	MP-13	MP-13	MP-13	MP-13	MP-13	MP-13	MP-13	MP-13	MP-13	MP-13
SCREEN INTERVAL (feet bgs)	PREVENTIVE	ENFORCEMENT	135 - 139 ft	135 - 139 ft	135 - 139 ft	135 - 139 ft	135 - 139 ft	135 - 139 ft	135 - 139 ft	163 - 167 ft	163 - 167 ft	163 - 167 ft	163 - 167 ft	163 - 167 ft	163 - 167 ft	163 - 167 ft	163 - 167 ft	163 - 167 ft	163 - 167 ft	163 - 167 ft	163 - 167 ft	163 - 167 ft	163 - 167 ft	163 - 167 ft
SAMPLE DATE	ACTION LIMIT	STANDARD	04/14/2015	10/16/2015	10/10/2016	10/03/2017	10/09/2018	10/08/2019	10/12/2020	12/04/2012	01/16/2013	02/20/2013	04/17/2013	07/22/2013	10/07/2013	04/16/2014	10/14/2014	04/14/2015	10/16/2015	10/10/2016	10/03/2017	10/09/2018	10/08/2019	10/12/2020
VOCs																								
1,1,1,2-Tetrachloroethane	7	70	< 2.5	< 4.6	< 11	< 5.5	< 5.5	< 0.27	< 0.27	< 1.3	< 0.25	NA	< 0.5	< 0.25	< 0.25	< 0.50	< 0.50	< 0.25	< 0.46	< 0.22	< 0.11	< 0.22	< 0.27	< 0.27
1,1,1-Trichloroethane	40	200	< 2.0	< 3.8	< 10	< 5	< 5.0	< 0.24	< 0.24	< 1	< 0.2	NA	< 0.4	< 0.2	< 0.2	< 0.40	< 0.40	< 0.20	< 0.38	< 0.20	< 0.1	< 0.20	< 0.24	< 0.24
1,1,2-Trichloroethane	0.5	5	< 2.8	< 3.5	< 10	< 5	< 5.0	< 0.55	< 0.55	< 1.4	< 0.28	NA	< 0.56	< 0.28	< 0.28	< 0.56	< 0.56	< 0.28	< 0.35	< 0.20	< 0.1	< 0.20	< 0.55	< 0.55
1,1-Dichloroethene	0.7	7	< 3.1	< 3.9	< 14	< 7	< 7.0	0.40 J	< 0.24	< 1.6	***0.97 J***	NA	< 0.62	< 0.31	< 0.31	< 0.62	< 0.62	< 0.31	< 0.39	< 0.28	< 0.14	< 0.28	< 0.24	< 0.24
1,2,4-Trimethylbenzene	96	480	< 1.4	< 3.6	< 6.0	< 3	< 3.0	< 0.84	< 0.84	< 0.7	< 0.14	NA	< 0.28	< 0.14	< 0.14	< 0.28	< 0.28	< 0.14	< 0.36	< 0.12	< 0.06	< 0.12	< 0.84	< 0.84
1,2-Dibromoethane	0.005	0.05	< 3.6	< 3.9	< 13	< 6.5	< 6.5	< 0.83	< 0.83	< 1.8	< 0.36	NA	< 0.72	< 0.36	< 0.36	< 0.72	< 0.72	< 0.36	< 0.39	< 0.26	< 0.13	< 0.26	< 0.83	< 0.83
1,2-Dichlorobenzene	60	600	< 2.7	< 3.3	< 7.6	< 3.8	< 3.8	< 0.71	< 0.71	< 1.4	< 0.27	NA	< 0.54	< 0.27	< 0.27	< 0.54	< 0.54	< 0.27	< 0.33	< 0.15	< 0.076	< 0.15	< 0.71	< 0.71
1,2-Dichloroethane	0.5	5	< 2.8	< 3.9	< 7.8	< 3.9	< 3.9	< 0.28	< 0.28	< 1.4	< 0.28	NA	< 0.56	< 0.28	< 0.28	< 0.56	< 0.56	< 0.28	< 0.39	< 0.16	< 0.078	< 0.16	< 0.28	< 0.28
1,2-Dichloropropane	0.5	5	< 2.0	< 4.3	< 10	< 5	< 5.0	< 0.28	< 0.28	< 1	< 0.2	NA	< 0.4	< 0.2	< 0.2	< 0.40	< 0.40	< 0.20	< 0.43	< 0.20	< 0.1	< 0.20	< 0.28	< 0.28
1,2,3-Trichlorobenzene	NE	NE	< 2.4	< 4.6	< 4.5	< 2.3	< 2.3	< 0.63	< 2.2	< 1.2	< 0.24	NA	< 0.48	< 0.24	< 0.24	< 0.48	< 0.48	< 0.24	< 0.46	< 0.090	< 0.045	< 0.090	< 0.63	< 2.2
1,2,4-Trichlorobenzene	14	70	< 3.1	< 3.4	< 7.7	< 3.9	< 3.9	< 0.95	< 0.95	< 1.6	< 0.31	NA	< 0.62	< 0.31	< 0.31	< 0.62	< 0.62	< 0.31	< 0.34	< 0.15	< 0.077	< 0.15	< 0.95	< 0.95
1,3,5-Trimethylbenzene	96	480	< 1.8	< 2.5	< 7.5	< 3.8	< 3.8	< 0.87	< 0.87	< 0.9	< 0.18	NA	< 0.36	< 0.18	< 0.18	< 0.36	< 0.36	< 0.18	< 0.25	< 0.15	< 0.075	< 0.15	< 0.87	< 0.87
2-Butanone	800	4000	NA	NA	< 300	< 150	< 150	< 2.9	< 2.9	NA	NA	NA	NA	NA	NA	NA	NA	NA	NA	< 6.0	< 3	< 6.0	< 2.9	< 2.9
2-Hexanone	NE	NE	NA	NA	< 95	< 48	< 48	< 2.5	< 5.2	NA	NA	NA	NA	NA	NA	NA	NA	NA	NA	< 1.9	< 0.95	< 1.9	< 2.5	< 5.2
4-Methyl-2-pentanone	50	500	NA	NA	< 77	< 39	< 39	< 1.5	< 4.6	NA	NA	NA	NA	NA	NA	NA	NA	NA	NA	< 1.5	< 0.77	< 1.5	< 1.5	< 4.6
Acetone	1800	9000	NA	NA	< 340	260 J	< 280 U	< 2.7	< 2.7	NA	NA	NA	NA	NA	NA	NA	NA	NA	NA	< 6.8	5.2 BJ	< 6.8	15.3 J	< 2.7
Benzene	0.5	5	< 0.74	< 1.5	< 8.9	< 4.5	< 4.5	< 0.25	< 0.25	< 0.37	< 0.074	NA	< 0.15	< 0.074	< 0.074	< 0.15	< 0.15	< 0.074	< 0.15	< 0.18	< 0.089	< 0.18	< 0.25	< 0.25
Bromodichloromethane	0.06	0.6	< 1.7	< 3.7	< 7.7	< 3.9	< 3.9	< 0.36	< 0.36	< 0.85	< 0.17	NA	< 0.34	< 0.17	< 0.17	< 0.34	< 0.34	< 0.17	< 0.37	< 0.15	< 0.077	< 0.15	< 0.36	< 0.36
Bromoform	0.44	4.4	< 2.8	< 4.8	< 8.8	< 4.4	< 4.4	< 4.0	< 4.0	< 1.4	< 0.28	NA	< 0.56	< 0.28	< 0.28	< 0.56	< 0.56	< 0.28	< 0.48	< 0.18	< 0.088	< 0.18	< 4.0	< 4.0
Bromomethane	1	10	< 3.1	< 8.0	< 59	< 30	***56 J+***	< 0.97	< 0.97	< 1.6	< 0.31	NA	< 0.62	< 0.31	< 0.31	< 0.62	< 0.62 *	< 0.31	< 0.80	< 1.2	< 0.59	< 1.2	< 0.97	< 0.97
Carbon disulfide	200	1000	NA	NA	< 5.3	< 2.7	< 2.7	< 0.37	< 0.45	NA	NA	NA	NA	NA	NA	NA	NA	NA	NA	< 0.11	< 0.053	< 0.11	< 0.37	< 0.45
Carbon tetrachloride	0.5	5	< 2.6	< 3.8	< 3.8	< 1.9	< 1.9	< 0.17	< 1.1	< 1.3	< 0.26	NA	< 0.52	< 0.26	< 0.26	< 0.52	< 0.52	< 0.26	< 0.38	< 0.076	< 0.038	< 0.076	< 0.17	< 1.1
Chloroform	0.6	6	< 2.0	< 3.7	< 6.2	< 3.1	< 3.1	< 1.3	< 1.3	< 1	< 0.2	NA	< 0.4	< 0.2	< 0.2	< 0.40	< 0.40	< 0.20	< 0.37	< 0.12	< 0.062	< 0.12	< 1.3	< 1.3
Chloromethane	3	30	< 1.8	< 3.2	***46 BJ***	***11 J+***	< 13 U	< 2.2	< 2.2	< 0.9	< 0.18	NA	< 0.36	< 0.18	< 0.18	< 0.36	< 0.36	< 0.18	< 0.32	0.76 BJ	0.46 J+	< 0.32	< 2.2	< 2.2
cis-1,2-Dichloroethene	7	70	***410***	***170***	***87***	***190***	***150***	***166***	***97.6***	***970***	***730***	NA	***460***	***200***	***170***	***180***	***160***	***150***	***33***	3.8	3.6	5.8	***23.2***	***15.3***
Dichlorodifluoromethane	200	1000	< 2.0	< 5.4	< 11	< 5.5	< 5.5	< 0.50	< 0.50	< 1	< 0.2	NA	< 0.4	< 0.2	< 0.2	< 0.40	< 0.40	< 0.20	< 0.54	< 0.22	< 0.11	< 0.22	< 0.50	< 0.50
Ethylbenzene	140	700	< 1.3	< 1.8	< 5.4	< 2.7	< 2.7	< 0.22	< 0.32	< 0.65	< 0.13	NA	< 0.26	< 0.13	< 0.13	< 0.26	< 0.26	< 0.13	< 0.18	< 0.11	< 0.054	< 0.11	< 0.22	< 0.32
Isopropylbenzene	NE	NE	< 1.4	< 3.9	< 8.1	< 4.1	< 4.1	< 0.39	< 1.7	< 0.7	< 0.14	NA	< 0.28	< 0.14	< 0.14	< 0.28	< 0.28	< 0.14	< 0.39	< 0.16	< 0.081	< 0.16	< 0.39	< 1.7
m,p-Xylene	400	2000	NA	NA	< 5.7	< 2.9	< 2.9	< 0.47	< 0.47	NA	NA	NA	NA	NA	NA	NA	NA	NA	NA	< 0.11	< 0.057	< 0.11	< 0.47	< 0.47
Methyl tert-butyl ether	12	60	< 2.4	< 3.9	< 14	< 7	< 7.0	< 1.2	< 1.2	< 1.2	< 0.24	NA	< 0.48	< 0.24	< 0.24	< 0.48	< 0.48	< 0.24	< 0.39	< 0.28	< 0.14	< 0.28	< 1.2	< 1.2
Methylene chloride	0.5	5	< 6.8	< 16	< 14	< 7	< 7.0	< 0.58	< 0.58	< 3.4	< 0.68	NA	< 1.4	< 0.68	< 0.68	< 1.4	< 1.4	< 0.68	< 1.6	< 0.28	< 0.14	< 0.28	< 0.58	< 0.58
Naphthalene	10	100	< 1.6	< 3.4	< 8.8	< 4.4	< 4.4	< 1.2	< 1.2	< 0.8	< 0.16	NA	< 0.32	< 0.16	< 0.16	< 0.32	< 0.32	< 0.16	< 0.34	< 0.18	< 0.088	< 0.18	< 1.2	< 1.2
n-Butylbenzene	NE	NE	< 1.3	< 3.9	< 14	< 7	< 7.0	< 0.71	< 0.71	< 0.65	< 0.13	NA	< 0.26	< 0.13	< 0.13	< 0.26	< 0.26	< 0.13	< 0.39	< 0.28	< 0.14	< 0.28	< 0.71	< 0.71
n-Hexane	120	600	NA	NA	< 21	< 11	< 11	< 1.7	< 1.7	NA	NA	NA	NA	NA	NA	NA	NA	NA	NA	< 0.42	< 0.21	< 0.42	< 1.7	< 1.7
n-Propylbenzene	NE	NE	< 1.3	< 4.1	< 10	< 5	< 5.0	< 0.81	< 0.81	< 0.65	< 0.13	NA	< 0.26	< 0.13	< 0.13	< 0.26	< 0.26	< 0.13	< 0.41	< 0.20	< 0.1	< 0.20	< 0.81	< 0.81
o-Xylene	400	2000	NA	NA	< 5.8	< 2.9	< 2.9	< 0.26	< 0.26	NA	NA	NA	NA	NA	NA	NA	NA	NA	NA	< 0.12	< 0.058	< 0.12	< 0.26	< 0.26
p-Isopropyltoluene	NE	NE	< 1.7	< 3.6	< 8.5	< 4.3	< 4.3	< 0.80	< 0.80	< 0.85	< 0.17	NA	< 0.34	< 0.17	< 0.17	< 0.34	< 0.34	< 0.17	< 0.36	< 0.17	< 0.085	< 0.17	< 0.80	< 0.80
sec-Butylbenzene	NE	NE	< 1.5	< 4.0	< 13	< 6.5	< 6.5	< 0.85	< 0.85	< 0.75	< 0.15	NA	< 0.3	< 0.15	< 0.15	< 0.30	< 0.30	< 0.15	< 0.40	< 0.26	< 0.13	< 0.26	< 0.85	< 0.85
Styrene	10	100	< 1.0	< 3.9	< 6.5	3.5 BJ	< 3.3	< 0.47	< 3.0	< 0.5	< 0.1	NA	< 0.2	< 0.1	< 0.1	< 0.20	< 0.20	< 0.10	< 0.39	< 0.13	< 0.065	< 0.13	< 0.47	< 3.0
tert-Butylbenzene	NE	NE	< 1.4	< 4.0	< 12	< 6	< 6.0	< 0.30	< 0.30	< 0.7	< 0.14	NA	< 0.28	< 0.14	< 0.14	< 0.28	< 0.28	< 0.14	< 0.40	< 0.24	< 0.12	< 0.24	< 0.30	< 0.30
Tetrachloroethene	0.5	5	***5700***	***5500***	***2000***	***4100***	***3800***	***3290***	***2540***	***1400***	***930***	NA	***840***	***510***	***680***	***870***	***930***	***910***	***350***	***43***	***45***	***60***	***79.7***	***79.1***
Toluene	160	800	< 1.1	< 1.5	8.0 J	< 2.7	< 2.7	< 0.17	< 0.27	< 0.55	< 0.11	NA	< 0.22	< 0.11	< 0.11	< 0.22	< 0.22	< 0.11	< 0.15	< 0.11	0.08 BJ	< 0.11	0.33 J	< 0.27
trans-1,2-Dichloroethene	20	100	< 2.5	< 3.5	< 11	< 5.5	< 5.5	2.5 J	1.3 J	15	13	NA	7.5	3.3	2.6	3.3	1.9 J	1.9	< 0.35	< 0.22	< 0.11	< 0.22	< 1.1	< 0.46
Trichloroethene	0.5	5	***370***	***210***	***100***	***250***	***250***	***285***	***147***	***370***	***250***	NA	***200***	***92***	***96***	***110***	***100***	***99***	***33***	***4.8***	***4.4***	***4.9***	***9.1***	***8***
Trichlorofluoromethane	698	3490	< 10	< 10	< 50	< 25	< 6.5	< 0.21	< 0.21	< 0.95	< 0.19	NA	< 0.38	< 0.19	< 0.19	< 2.0	< 2.0	< 1.0	< 1.0	< 1.0	< 0.5	< 0.26	< 0.21	< 0.21
Vinyl chloride	0.02	0.2	***4.4 J***	< 2.0	< 16	< 8	< 8.0	***0.63 J***	***0.25 J***	***41***	***27***	NA	***6.8***	***0.74***	***0.72***	***0.56 J***	< 0.20	***1.1***	< 0.20	< 0.32	< 0.16	< 0.32	***0.38 J***	< 0.17
Xylenes, Total	400	2000	< 0.68	< 2.2	< 5.8	< 5.8	< 5.8	< 1.5	< 1.5	< 0.34	< 0.068	NA	< 0.14	< 0.068	< 0.068	< 0.14	< 0.14	< 0.068	< 0.22	< 0.12	< 0.12	< 0.23	< 1.5	< 1.5
Total PCBs																								
Aroclor-1016	0.003	0.03	NA	NA	NA	NA	NA	NA	NA	< 0.15	NA	NA	NA	NA	NA	NA	NA	NA	NA	NA	NA	NA	NA	NA
Aroclor-1232	0.003	0.03	NA	NA	NA	NA	NA	NA	NA	< 0.083	NA	NA	NA	NA	NA	NA	NA	NA	NA	NA	NA	NA	NA	NA
Aroclor-1242	0.003	0.03	NA	NA	NA	NA	NA	NA	NA	< 0.12	NA	NA	NA	NA	NA	NA	NA	NA	NA	NA	NA	NA	NA	NA
Aroclor-1248	0.003	0.03	NA	NA	NA	NA	NA	NA	NA	< 0.098	NA	NA	NA	NA	NA	NA	NA	NA	NA	NA	NA	NA	NA	NA
Total Detected PCBs	0.003	0.03	NA	NA	NA	NA	NA	NA	NA	ND	NA	NA	NA	NA	NA	NA	NA	NA	NA	NA	NA	NA	NA	NA
Dissolved PCBs																								
Aroclor-1016	0.003	0.03	NA	NA	NA	NA	NA	NA	NA	NA	NA	NA	NA	NA	NA	NA	NA	NA	NA	NA	NA	NA	NA	NA
Aroclor-1232	0.003	0.03	NA	NA	NA	NA	NA	NA	NA	NA	NA	NA	NA	NA	NA	NA	NA	NA	NA	NA	NA	NA	NA	NA
Aroclor-1242	0.003	0.03	NA	NA	NA	NA	NA	NA	NA	NA	NA	NA	NA	NA	NA	NA	NA	NA	NA	NA	NA	NA	NA	NA
Aroclor-1248	0.003	0.03	NA	NA	NA	NA	NA	NA	NA	NA	NA	NA	NA	NA	NA	NA	NA	NA	NA	NA	NA	NA	NA	NA
Total Detected PCBs	0.003	0.03	NA	NA	NA	NA	NA	NA		NA	NA	NA	NA	NA	NA	NA	NA	NA	NA	NA	NA	NA	NA	
Solids																								
Total Dissolved Solids (mg/L)	NE	NE	NA	NA	NA	NA	NA	NA	NA	1100	850	890	NA	NA	NA	NA	NA	NA	NA	NA	NA	NA	NA	NA
Total Suspended Solids (TSS) (mg/L)	NE	NE	NA	NA	NA	NA	NA	NA	NA	NA	NA	NA	NA	NA	NA	NA	NA	NA	NA	NA	NA	NA	NA	NA

Notes on Page 61.

Table 16: Groundwater Analytical Results Summary
Madison-Kipp Corporation
Madison, Wisconsin

WELL ID			MP-14	MP-14	MP-14	MP-14	MP-14	MP-14	MP-14	MP-14	MP-14	MP-14	MP-14	MP-14	MP-14	MP-14	MP-14	MP-14	MP-14	MP-14	MP-14	MP-14	MP-14
SCREEN INTERVAL (feet bgs)	PREVENTIVE	ENFORCEMENT	70 - 75 ft	70 - 75 ft	70 - 75 ft	70 - 75 ft	70 - 75 ft	70 - 75 ft	70 - 75 ft	100 - 105 ft	100 - 105 ft	100 - 105 ft	100 - 105 ft	100 - 105 ft	100 - 105 ft	100 - 105 ft	100 - 105 ft	100 - 105 ft	100 - 105 ft	100 - 105 ft	100 - 105 ft	100 - 105 ft	100 - 105 ft
SAMPLE DATE	ACTION LIMIT	STANDARD	01/21/2013	04/16/2013	07/16/2013	07/22/2013	10/08/2013	04/14/2014	10/17/2014	01/21/2013	04/16/2013	07/16/2013	07/22/2013	10/08/2013	04/14/2014	10/17/2014	04/13/2015	10/15/2015	10/11/2016	10/02/2017	10/09/2018	10/09/2019	10/13/2020
VOCs																							
1,1,1,2-Tetrachloroethane	7	70	< 0.25	< 0.25	< 0.25	< 0.25	< 0.25	< 0.25	< 0.25	< 0.25	< 0.25	< 0.25	< 0.25	< 0.25	< 0.25	< 0.25	< 0.25	< 0.46	< 0.11	< 0.11	< 0.11	< 0.27	< 0.27
1,1,1-Trichloroethane	40	200	< 0.2	< 0.2	< 0.2	< 0.2	< 0.2	< 0.20	< 0.20	< 0.2	< 0.2	< 0.2	< 0.2	< 0.2	< 0.20	< 0.20	< 0.20	< 0.38	< 0.10	< 0.1	< 0.10	< 0.24	< 0.24
1,1,2-Trichloroethane	0.5	5	< 0.28	< 0.28	< 0.28	< 0.28	< 0.28	< 0.28	< 0.28	< 0.28	< 0.28	< 0.28	< 0.28	< 0.28	< 0.28	< 0.28	< 0.28	< 0.35	< 0.10	< 0.1	< 0.10	< 0.55	< 0.55
1,1-Dichloroethene	0.7	7	< 0.31	< 0.31	< 0.31	< 0.31	< 0.31	< 0.31	< 0.31	< 0.31	< 0.31	< 0.31	< 0.31	< 0.31	< 0.31	< 0.31	< 0.31	< 0.39	< 0.14	< 0.14	< 0.14	< 0.24	< 0.24
1,2,4-Trimethylbenzene	96	480	< 0.14	< 0.14	< 0.14	< 0.14	< 0.14	< 0.14	< 0.14	< 0.14	< 0.14	< 0.14	< 0.14	< 0.14	< 0.14	< 0.14	< 0.14	< 0.36	< 0.060	< 0.06	< 0.060	< 0.84	< 0.84
1,2-Dibromoethane	0.005	0.05	< 0.36	< 0.36	< 0.36	< 0.36	< 0.36	< 0.36	< 0.36	< 0.36	< 0.36	< 0.36	< 0.36	< 0.36	< 0.36	< 0.36	< 0.36	< 0.39	< 0.13	< 0.13	< 0.13	< 0.83	< 0.83
1,2-Dichlorobenzene	60	600	< 0.27	< 0.27	< 0.27	< 0.27	< 0.27	< 0.27	< 0.27	< 0.27	< 0.27	< 0.27	< 0.27	< 0.27	< 0.27	< 0.27	< 0.27	< 0.33	< 0.076	< 0.076	< 0.076	< 0.71	< 0.71
1,2-Dichloroethane	0.5	5	< 0.28	< 0.28	< 0.28	< 0.28	< 0.28	< 0.28	< 0.28	< 0.28	< 0.28	< 0.28	< 0.28	< 0.28	< 0.28	< 0.28	< 0.28	< 0.39	< 0.078	< 0.078	< 0.078	< 0.28	< 0.28
1,2-Dichloropropane	0.5	5	< 0.2	< 0.2	< 0.2	< 0.2	< 0.2	< 0.20	< 0.20	< 0.2	< 0.2	< 0.2	< 0.2	< 0.2	< 0.20	< 0.20	< 0.20	< 0.43	< 0.10	< 0.1	< 0.10	< 0.28	< 0.28
1,2,3-Trichlorobenzene	NE	NE	< 0.24	< 0.24	< 0.24	< 0.24	< 0.24	< 0.24	< 0.24	< 0.24	< 0.24	< 0.24	< 0.24	< 0.24	< 0.24	< 0.24	< 0.24	< 0.46	< 0.045	< 0.045	< 0.045	< 0.63	< 2.2
1,2,4-Trichlorobenzene	14	70	< 0.31	< 0.31	< 0.31	< 0.31	< 0.31	< 0.31	< 0.31	< 0.31	< 0.31	< 0.31	< 0.31	< 0.31	< 0.31	< 0.31	< 0.31	< 0.34	< 0.077	< 0.077	< 0.077	< 0.95	< 0.95
1,3,5-Trimethylbenzene	96	480	< 0.18	< 0.18	< 0.18	< 0.18	< 0.18	< 0.18	< 0.18	< 0.18	< 0.18	< 0.18	< 0.18	< 0.18	< 0.18	< 0.18	< 0.18	< 0.25	< 0.075	< 0.075	< 0.075	< 0.87	< 0.87
2-Butanone	800	4000	NA	NA	NA	NA	NA	NA	NA	NA	NA	NA	NA	NA	NA	NA	NA	NA	< 3.0	< 3	< 3.0	< 2.9	< 2.9
2-Hexanone	NE	NE	NA	NA	NA	NA	NA	NA	NA	NA	NA	NA	NA	NA	NA	NA	NA	NA	< 0.95	< 0.95	< 0.95	< 2.5	< 5.2
4-Methyl-2-pentanone	50	500	NA	NA	NA	NA	NA	NA	NA	NA	NA	NA	NA	NA	NA	NA	NA	NA	< 0.77	< 0.77	< 0.77	< 1.5	< 4.6
Acetone	1800	9000	NA	NA	NA	NA	NA	NA	NA	NA	NA	NA	NA	NA	NA	NA	NA	NA	< 3.4	8.4 BJ	< 3.4	< 2.7	6.2 J
Benzene	0.5	5	< 0.074	< 0.074	< 0.074	< 0.074	< 0.074	< 0.074	< 0.074	< 0.074	< 0.074	< 0.074	< 0.074	< 0.074	< 0.074	< 0.074	< 0.074	< 0.15	< 0.089	< 0.089	< 0.089	< 0.25	< 0.25
Bromodichloromethane	0.06	0.6	< 0.17	< 0.17	< 0.17	< 0.17	< 0.17	< 0.17	< 0.17	< 0.17	< 0.17	< 0.17	< 0.17	< 0.17	< 0.17	< 0.17	< 0.17	< 0.37	< 0.077	< 0.077	< 0.077	< 0.36	< 0.36
Bromoform	0.44	4.4	< 0.28	< 0.28	< 0.28	< 0.28	< 0.28	< 0.28	< 0.28	< 0.28	< 0.28	< 0.28	< 0.28	< 0.28	< 0.28	< 0.28	< 0.28	< 0.48	< 0.088	< 0.088	< 0.088	< 4.0	< 4.0
Bromomethane	1	10	< 0.31	< 0.31	< 0.31	< 0.31	< 0.31	< 0.31	< 0.31 *	< 0.31	< 0.31	< 0.31	< 0.31	< 0.31	< 0.31	< 0.31 *	< 0.31	< 0.80	< 0.59	< 0.59	< 0.59	< 0.97	< 0.97
Carbon disulfide	200	1000	NA	NA	NA	NA	NA	NA	NA	NA	NA	NA	NA	NA	NA	NA	NA	NA	< 0.053	< 0.053	< 0.053	< 0.37	< 0.45
Carbon tetrachloride	0.5	5	< 0.26	< 0.26	< 0.26	< 0.26	< 0.26	< 0.26	< 0.26	< 0.26	< 0.26	< 0.26	< 0.26	< 0.26	< 0.26	< 0.26	< 0.26	< 0.38	< 0.038	< 0.038	< 0.038	< 0.17	< 1.1
Chloroform	0.6	6	< 0.2	< 0.2	< 0.2	< 0.2	< 0.2	< 0.20	< 0.20	< 0.2	< 0.2	< 0.2	< 0.2	< 0.2	< 0.20	< 0.20	< 0.20	< 0.37	< 0.062	< 0.062	< 0.062	< 1.3	< 1.3
Chloromethane	3	30	< 0.18	< 0.18	< 0.18	< 0.18	< 0.18	< 0.18	< 0.18	< 0.18	< 0.18	< 0.18	< 0.18	< 0.18	< 0.18	< 0.18	< 0.18	< 0.32	< 0.16	1.3 J	< 0.60 U	< 2.2	< 2.2
cis-1,2-Dichloroethene	7	70	< 0.12	< 0.12	< 0.12	< 0.12	< 0.12	< 0.12	< 0.12	< 0.12	< 0.12	< 0.12	< 0.12	< 0.12	< 0.12	< 0.12	< 0.12	< 0.41	< 0.11	< 0.11	< 0.11	< 0.27	< 0.27
Dichlorodifluoromethane	200	1000	< 0.2	< 0.2	< 0.2	< 0.2	< 0.2	< 0.20	< 0.20	< 0.2	< 0.2	< 0.2	0.72 J	< 0.2	< 0.20	< 0.20	< 0.20	< 0.54	< 0.11	< 0.11	< 0.11	< 0.50	< 0.50
Ethylbenzene	140	700	< 0.13	< 0.13	< 0.13	< 0.13	< 0.13	< 0.13	< 0.13	< 0.13	< 0.13	< 0.13	< 0.13	< 0.13	< 0.13	< 0.13	< 0.13	< 0.18	< 0.054	< 0.054	< 0.054	< 0.22	< 0.32
Isopropylbenzene	NE	NE	< 0.14	< 0.14	< 0.14	< 0.14	< 0.14	< 0.14	< 0.14	< 0.14	< 0.14	< 0.14	< 0.14	< 0.14	< 0.14	< 0.14	< 0.14	< 0.39	< 0.081	< 0.081	< 0.081	< 0.39	< 1.7
m,p-Xylene	400	2000	NA	NA	NA	NA	NA	NA	NA	NA	NA	NA	NA	NA	NA	NA	NA	NA	< 0.057	< 0.057	< 0.057	< 0.47	< 0.47
Methyl tert-butyl ether	12	60	< 0.24	< 0.24	< 0.24	< 0.24	< 0.24	< 0.24	< 0.24 *	< 0.24	< 0.24	< 0.24	< 0.24	< 0.24	< 0.24	< 0.24 *	< 0.24	< 0.39	< 0.14	< 0.14	< 0.14	< 1.2	< 1.2
Methylene chloride	0.5	5	< 0.68	< 0.68	< 0.68	< 0.68	< 0.68	< 0.68	< 0.68	< 0.68	< 0.68	< 0.68	< 0.68	< 0.68	< 0.68	< 0.68	< 0.68	< 1.6	< 0.14	< 0.14	< 0.44 U	< 0.58	< 0.58
Naphthalene	10	100	< 0.16	< 0.16	< 0.16	< 0.16	< 0.16	< 0.16	< 0.16	< 0.16	< 0.16	< 0.16	< 0.16	< 0.16	< 0.16	< 0.16	< 0.16	< 0.34	< 0.088	< 0.088	< 0.20 U	< 1.2	< 1.2
n-Butylbenzene	NE	NE	< 0.13	< 0.13	< 0.13	< 0.13	< 0.13	< 0.13	< 0.13	< 0.13	< 0.13	< 0.13	< 0.13	< 0.13	< 0.13	< 0.13	< 0.13	< 0.39	< 0.14	< 0.14	< 0.14	< 0.71	< 0.71
n-Hexane	120	600	NA	NA	NA	NA	NA	NA	NA	NA	NA	NA	NA	NA	NA	NA	NA	NA	< 0.21	< 0.21	< 0.21	< 1.7	< 1.7
n-Propylbenzene	NE	NE	< 0.13	< 0.13	< 0.13	< 0.13	< 0.13	< 0.13	< 0.13	< 0.13	< 0.13	< 0.13	< 0.13	< 0.13	< 0.13	< 0.13	< 0.13	< 0.41	< 0.10	< 0.1	< 0.10	< 0.81	< 0.81
o-Xylene	400	2000	NA	NA	NA	NA	NA	NA	NA	NA	NA	NA	NA	NA	NA	NA	NA	NA	< 0.058	< 0.058	< 0.058	< 0.26	< 0.26
p-Isopropyltoluene	NE	NE	< 0.17	< 0.17	< 0.17	< 0.17	< 0.17	< 0.17	< 0.17	< 0.17	< 0.17	< 0.17	< 0.17	< 0.17	< 0.17	< 0.17	< 0.17	< 0.36	< 0.085	< 0.085	< 0.085	< 0.80	< 0.80
sec-Butylbenzene	NE	NE	< 0.15	< 0.15	< 0.15	< 0.15	< 0.15	< 0.15	< 0.15	< 0.15	< 0.15	< 0.15	< 0.15	< 0.15	< 0.15	< 0.15	< 0.15	< 0.40	< 0.13	< 0.13	< 0.13	< 0.85	< 0.85
Styrene	10	100	< 0.1	< 0.1	< 0.1	< 0.1	< 0.1	< 0.10	< 0.10	< 0.1	< 0.1	< 0.1	< 0.1	< 0.1	< 0.10	< 0.10	< 0.10	< 0.39	< 0.065	0.07 BJ	< 0.065	< 0.47	< 3.0
tert-Butylbenzene	NE	NE	< 0.14	< 0.14	< 0.14	< 0.14	< 0.14	< 0.14	< 0.14	< 0.14	< 0.14	< 0.14	< 0.14	< 0.14	< 0.14	< 0.14	< 0.14	< 0.40	< 0.12	< 0.12	< 0.12	< 0.30	< 0.30
Tetrachloroethene	0.5	5	***0.71 J***	< 0.17	< 0.17	< 0.17	< 0.17	< 0.17	< 0.17	***1.5***	< 0.17	< 0.17	< 0.17	***1.7***	< 0.17	***1***	< 0.17	< 0.37	***0.54***	0.45 J-	0.47 J	< 0.33 U	***1.1***
Toluene	160	800	< 0.11	< 0.11	< 0.11	< 0.11	< 0.11	< 0.11	< 0.11	< 0.11	< 0.11	< 0.11	< 0.11	< 0.11	< 0.11	< 0.11	< 0.11	< 0.15	0.10 J	< 0.053	0.060 J	< 0.17	< 0.27
trans-1,2-Dichloroethene	20	100	< 0.25	< 0.25	< 0.25	< 0.25	< 0.25	< 0.25	< 0.25	< 0.25	< 0.25	< 0.25	< 0.25	< 0.25	< 0.25	< 0.25	< 0.25	< 0.35	< 0.11	< 0.11	< 0.11	< 1.1	< 0.46
Trichloroethene	0.5	5	< 0.19	< 0.19	< 0.19	< 0.19	< 0.19	< 0.19	< 0.19	< 0.19	< 0.19	< 0.19	< 0.19	< 0.19	< 0.19	< 0.19	< 0.19	< 0.16	< 0.062	< 0.062	< 0.062	< 0.26	< 0.26
Trichlorofluoromethane	698	3490	< 0.19	< 0.19	< 0.19	< 0.19	< 0.19	< 1.0	< 1.0	< 0.19	< 0.19	< 0.19	< 0.19	< 0.19	< 1.0	< 1.0	< 1.0	< 1.0	< 0.50	< 0.5	< 0.13	< 0.21	< 0.21
Vinyl chloride	0.02	0.2	< 0.1	< 0.1	< 0.1	< 0.1	< 0.1	< 0.10	< 0.10	< 0.1	< 0.1	< 0.1	< 0.1	< 0.1	< 0.10	< 0.10	< 0.10	< 0.20	< 0.16	< 0.16	< 0.16	< 0.17	< 0.17
Xylenes, Total	400	2000	< 0.068	< 0.068	< 0.068	< 0.068	< 0.068	< 0.068	< 0.068	< 0.068	< 0.068	< 0.068	< 0.068	< 0.068	< 0.068	< 0.068	< 0.068	< 0.22	< 0.058	< 0.12	< 0.12	< 1.5	< 1.5
Total PCBs																							
Aroclor-1016	0.003	0.03	NA	NA	NA	NA	NA	NA	NA	NA	NA	NA	NA	NA	NA	NA	NA	NA	NA	NA	NA	NA	NA
Aroclor-1232	0.003	0.03	NA	NA	NA	NA	NA	NA	NA	NA	NA	NA	NA	NA	NA	NA	NA	NA	NA	NA	NA	NA	NA
Aroclor-1242	0.003	0.03	NA	NA	NA	NA	NA	NA	NA	NA	NA	NA	NA	NA	NA	NA	NA	NA	NA	NA	NA	NA	NA
Aroclor-1248	0.003	0.03	NA	NA	NA	NA	NA	NA	NA	NA	NA	NA	NA	NA	NA	NA	NA	NA	NA	NA	NA	NA	NA
Total Detected PCBs	0.003	0.03	NA	NA	NA	NA	NA	NA	NA	NA	NA	NA	NA	NA	NA	NA	NA	NA	NA	NA	NA	NA	NA
Dissolved PCBs																							
Aroclor-1016	0.003	0.03	NA	NA	NA	NA	NA	NA	NA	NA	NA	NA	NA	NA	NA	NA	NA	NA	NA	NA	NA	NA	NA
Aroclor-1232	0.003	0.03	NA	NA	NA	NA	NA	NA	NA	NA	NA	NA	NA	NA	NA	NA	NA	NA	NA	NA	NA	NA	NA
Aroclor-1242	0.003	0.03	NA	NA	NA	NA	NA	NA	NA	NA	NA	NA	NA	NA	NA	NA	NA	NA	NA	NA	NA	NA	NA
Aroclor-1248	0.003	0.03	NA	NA	NA	NA	NA	NA	NA	NA	NA	NA	NA	NA	NA	NA	NA	NA	NA	NA	NA	NA	NA
Total Detected PCBs	0.003	0.03	NA	NA	NA	NA	NA	NA	NA	NA	NA	NA	NA	NA	NA	NA	NA	NA	NA	NA	NA		
Solids																							
Total Dissolved Solids (mg/L)	NE	NE	NA	NA	NA	NA	NA	NA	NA	NA	NA	NA	NA	NA	NA	NA	NA	NA	NA	NA	NA	NA	NA
Total Suspended Solids (TSS) (mg/L)	NE	NE	NA	NA	NA	NA	NA	NA	NA	NA	NA	NA	NA	NA	NA	NA	NA	NA	NA	NA	NA	NA	NA

Notes on Page 61.

Table 16: Groundwater Analytical Results Summary
Madison-Kipp Corporation
Madison, Wisconsin

WELL ID			MP-14	MP-14	MP-14	MP-14	MP-14	MP-14	MP-14	MP-14	MP-14	MP-14	MP-14	MP-14	MP-14	MP-14	MP-14	MP-14	MP-14	MP-14	MP-14	MP-14	MP-14
SCREEN INTERVAL (feet bgs)	PREVENTIVE	ENFORCEMENT	135 - 140 ft	135 - 140 ft	135 - 140 ft	135 - 140 ft	135 - 140 ft	135 - 140 ft	135 - 140 ft	135 - 140 ft	135 - 140 ft	135 - 140 ft	135 - 140 ft	135 - 140 ft	135 - 140 ft	135 - 140 ft	135 - 140 ft	135 - 140 ft	135 - 140 ft	135 - 140 ft	135 - 140 ft	135 - 140 ft	135 - 140 ft
SAMPLE DATE	ACTION LIMIT	STANDARD	01/21/2013	04/16/2013	07/16/2013	07/22/2013	10/08/2013	04/14/2014	10/17/2014	04/13/2015	10/15/2015	01/20/2016	04/19/2016	07/18/2016	10/11/2016	1/18/2017	04/10/2017	10/02/2017	04/02/2018	10/09/2018	04/08/2019	10/09/2019	10/13/2020
VOCs																							
1,1,1,2-Tetrachloroethane	7	70	< 0.25	< 0.25	< 0.5	< 0.25	< 0.5	< 0.25	< 0.25	< 0.25	< 0.46	< 1.1	< 2.2	< 0.11	< 1.1	< 1.1	< 0.11	< 1.1	< 0.11	< 1.1	< 1.1	< 0.27	< 0.27
1,1,1-Trichloroethane	40	200	< 0.2	< 0.2	< 0.4	< 0.2	< 0.4	< 0.20	< 0.20	< 0.20	< 0.38	< 1.0	< 2.0	< 0.10	< 1.0	< 1.0	< 0.10	< 1	< 0.10	< 1.0	< 0.98	< 0.24	< 0.24
1,1,2-Trichloroethane	0.5	5	< 0.28	< 0.28	< 0.56	< 0.28	< 0.56	< 0.28	< 0.28	< 0.28	< 0.35	< 1.0	< 2.0	< 0.10	< 1.0	< 1.0	< 0.10	< 1	< 0.10	< 1.0	< 2.2	< 0.55	< 0.55
1,1-Dichloroethene	0.7	7	< 0.31	< 0.31	< 0.62	< 0.31	< 0.62	< 0.31	< 0.31	< 0.31	< 0.39	< 1.4	< 2.8	< 0.14	< 1.4	< 1.4	< 0.14	< 1.4	< 0.14	< 1.4	< 0.98	< 0.24	< 0.24
1,2,4-Trimethylbenzene	96	480	< 0.14	< 0.14	< 0.28	< 0.14	< 0.28	< 0.14	< 0.14	< 0.14	< 0.36	< 0.60	< 1.2	< 0.060	< 0.60	< 0.60	< 0.060	< 0.6	< 0.060	< 0.60	< 3.4	< 0.84	< 0.84
1,2-Dibromoethane	0.005	0.05	< 0.36	< 0.36	< 0.72	< 0.36	< 0.72	< 0.36	< 0.36	< 0.36	< 0.39	< 1.3	< 2.6	< 0.13	< 1.3	< 1.3	< 0.13	< 1.3	< 0.13	< 1.3	< 3.3	< 0.83	< 0.83
1,2-Dichlorobenzene	60	600	< 0.27	< 0.27	< 0.54	< 0.27	< 0.54	< 0.27	< 0.27	< 0.27	< 0.33	< 0.76	< 1.5	< 0.076	< 0.76	< 0.76	< 0.076	< 0.76	< 0.076	< 0.76	< 2.8	< 0.71	< 0.71
1,2-Dichloroethane	0.5	5	< 0.28	< 0.28	< 0.56	< 0.28	< 0.56	< 0.28	< 0.28	< 0.28	< 0.39	< 0.78	< 1.6	< 0.078	< 0.78	< 0.78	< 0.078	< 0.78	< 0.078	< 0.78	< 1.1	< 0.28	< 0.28
1,2-Dichloropropane	0.5	5	< 0.2	< 0.2	< 0.4	< 0.2	< 0.4	< 0.20	< 0.20	< 0.20	< 0.43	< 1.0	< 2.0	< 0.10	< 1.0	< 1.0	< 0.10	< 1	< 0.10	< 1.0	< 1.1	< 0.28	< 0.28
1,2,3-Trichlorobenzene	NE	NE	< 0.24	< 0.24	< 0.48	< 0.24	< 0.48	< 0.24	< 0.24	< 0.24	< 0.46	< 0.45	3.4 BJ	< 0.045	< 0.45	< 0.45	< 0.045	< 0.45	< 0.045	< 0.45	< 2.5	< 0.63	< 2.2
1,2,4-Trichlorobenzene	14	70	< 0.31	< 0.31	< 0.62	< 0.31	< 0.62	< 0.31	< 0.31	< 0.31	< 0.34	< 0.77	2.4 J	< 0.077	< 0.77	< 0.77	< 0.077	< 0.77	< 0.077	< 0.77	< 3.8	< 0.95	< 0.95
1,3,5-Trimethylbenzene	96	480	< 0.18	< 0.18	< 0.36	< 0.18	< 0.36	< 0.18	< 0.18	< 0.18	< 0.25	< 0.75	< 1.5	< 0.075	< 0.75	< 0.75	< 0.075	< 0.75	< 0.075	< 0.75	< 3.5	< 0.87	< 0.87
2-Butanone	800	4000	NA	NA	NA	NA	NA	NA	NA	NA	NA	< 30	< 60	< 3.0	< 30	< 30	< 3.0	< 30	< 3.0	< 30	< 11.7	< 2.9	< 2.9
2-Hexanone	NE	NE	NA	NA	NA	NA	NA	NA	NA	NA	NA	< 9.5	< 19	< 0.95	< 9.5	< 9.5	< 0.95	< 9.5	< 0.95	< 9.5	< 9.8	< 2.5	< 5.2
4-Methyl-2-pentanone	50	500	NA	NA	NA	NA	NA	NA	NA	NA	NA	< 7.7	< 15	< 0.77	< 7.7	< 7.7	< 0.77	< 7.7	< 0.77	< 7.7	< 6.1	< 1.5	< 4.6
Acetone	1800	9000	NA	NA	NA	NA	NA	NA	NA	NA	NA	< 34	< 68	< 3.4	< 34	< 34	< 3.4	< 34	< 3.4	< 34	< 11.0	< 2.7	< 2.7
Benzene	0.5	5	< 0.074	< 0.074	< 0.15	< 0.074	< 0.15	< 0.074	< 0.074	< 0.074	< 0.15	< 0.89	< 1.8	< 0.089	< 0.89	< 0.89	< 0.089	< 0.89	< 0.089	< 0.89	< 0.99	< 0.25	< 0.25
Bromodichloromethane	0.06	0.6	< 0.17	< 0.17	< 0.34	< 0.17	< 0.34	< 0.17	< 0.17	< 0.17	< 0.37	< 0.77	< 1.5	< 0.077	< 0.77	***0.80 BJ***	< 0.077	< 0.77	< 0.077	< 0.77	< 1.5	< 0.36	< 0.36
Bromoform	0.44	4.4	< 0.28	< 0.28	< 0.56	< 0.28	< 0.56	< 0.28	< 0.28	< 0.28	< 0.48	< 0.88	< 1.8	< 0.088	< 0.88	< 0.88	< 0.088	< 0.88	< 0.088	< 0.88	< 15.9	< 4.0	< 4.0
Bromomethane	1	10	< 0.31	< 0.31	< 0.62	< 0.31	< 0.62	< 0.31	< 0.31 *	< 0.31	< 0.80	< 5.9	< 12	< 0.59	< 5.9	< 5.9	< 0.59	< 5.9	< 0.59	< 5.9	< 3.9	< 0.97	< 0.97
Carbon disulfide	200	1000	NA	NA	NA	NA	NA	NA	NA	NA	NA	< 0.53	< 1.1	< 0.053	3.3 J	< 0.53	< 0.053	< 0.53	0.080 J	< 0.53	< 1.5	< 0.37	< 0.45
Carbon tetrachloride	0.5	5	< 0.26	< 0.26	< 0.52	< 0.26	< 0.52	< 0.26	< 0.26	< 0.26	< 0.38	< 0.38	< 0.76	< 0.038	< 0.38	< 0.38	< 0.038	< 0.38	< 0.038	< 0.38	< 0.66	< 0.17	< 1.1
Chloroform	0.6	6	< 0.2	< 0.2	< 0.4	< 0.2	< 0.4	< 0.20	< 0.20	< 0.20	< 0.37	< 0.62	< 1.2	< 0.062	< 0.62	< 0.62	< 0.062	< 0.62	0.10 J+	< 0.62	< 5.1	< 1.3	< 1.3
Chloromethane	3	30	< 0.18	< 0.18	< 0.36	< 0.18	< 0.36	< 0.18	< 0.18	< 0.18	< 0.32	< 1.6	< 3.2	0.16 J	***12 BJ***	< 1.6	< 0.16	***3.4 J+***	< 0.16	< 3.3 U	< 8.8	< 2.2	< 2.2
cis-1,2-Dichloroethene	7	70	< 0.12	***17***	***27***	***29***	***27***	***12***	***8.1***	4.3	***13***	***12***	***16***	***13***	***13***	***12 B***	***12***	***11***	***17***	***17***	***15.6***	***13.8***	4.7
Dichlorodifluoromethane	200	1000	< 0.2	< 0.2	< 0.4	< 0.2	< 0.4	< 0.20	< 0.20	< 0.20	< 0.54	< 1.1	< 2.2	0.11 J	< 1.1	< 1.1	< 0.11	< 1.1	0.21 J+	< 1.1	< 2.0	< 0.50	< 0.50
Ethylbenzene	140	700	< 0.13	< 0.13	< 0.26	< 0.13	< 0.26	< 0.13	< 0.13	< 0.13	< 0.18	< 0.54	< 1.1	< 0.054	< 0.54	< 0.54	< 0.054	< 0.54	< 0.054	< 0.54	< 0.87	< 0.22	< 0.32
Isopropylbenzene	NE	NE	< 0.14	< 0.14	< 0.28	< 0.14	< 0.28	< 0.14	< 0.14	< 0.14	< 0.39	< 0.81	< 1.6	< 0.081	< 0.81	< 0.81	< 0.081	< 0.81	< 0.081	< 0.81	< 1.6	< 0.39	< 1.7
m,p-Xylene	400	2000	NA	NA	NA	NA	NA	NA	NA	NA	NA	< 0.57	< 1.1	< 0.057	< 0.57	< 0.57	< 0.057	< 0.57	< 0.057	< 0.57	< 1.9	< 0.47	< 0.47
Methyl tert-butyl ether	12	60	< 0.24	< 0.24	< 0.48	< 0.24	< 0.48	< 0.24	< 0.24 *	< 0.24	< 0.39	< 1.4	< 2.8	< 0.14	< 1.4	< 1.4	< 0.14	< 1.4	< 0.14	< 1.4	< 5.0	< 1.2	< 1.2
Methylene chloride	0.5	5	< 0.68	< 0.68	< 1.4	< 0.68	< 1.4	< 0.68	< 0.68	< 0.68	< 1.6	< 1.4	< 2.8	< 0.14	< 1.4	< 1.4	< 0.14	< 1.4	< 0.14	< 1.4	< 2.3	< 0.58	< 0.58
Naphthalene	10	100	< 0.16	< 0.16	< 0.32	< 0.16	< 0.32	< 0.16	< 0.16	< 0.16	< 0.34	< 0.88	6.8 BJ	< 0.088	< 0.88	< 0.88	< 0.088	< 0.88	< 0.088	< 0.88	< 4.7	< 1.2	< 1.2
n-Butylbenzene	NE	NE	< 0.13	< 0.13	< 0.26	< 0.13	< 0.26	< 0.13	< 0.13	< 0.13	< 0.39	< 1.4	< 2.8	< 0.14	< 1.4	< 1.4	< 0.14	< 1.4	< 0.14	< 1.4	< 2.8	< 0.71	< 0.71
n-Hexane	120	600	NA	NA	NA	NA	NA	NA	NA	NA	NA	< 2.1	< 4.2	< 0.21	< 2.1	< 2.1	< 0.21	< 2.1	< 0.21	< 2.1	< 6.8	< 1.7	< 1.7
n-Propylbenzene	NE	NE	< 0.13	< 0.13	< 0.26	< 0.13	< 0.26	< 0.13	< 0.13	< 0.13	< 0.41	< 1.0	< 2.0	< 0.10	< 1.0	< 1.0	< 0.10	< 1	< 0.10	< 1.0	< 3.2	< 0.81	< 0.81
o-Xylene	400	2000	NA	NA	NA	NA	NA	NA	NA	NA	NA	< 0.58	< 1.2	< 0.058	< 0.58	< 0.58	< 0.058	< 0.58	< 0.058	< 0.58	< 1.0	< 0.26	< 0.26
p-Isopropyltoluene	NE	NE	< 0.17	< 0.17	< 0.34	< 0.17	< 0.34	< 0.17	< 0.17	< 0.17	< 0.36	< 0.85	< 1.7	< 0.085	< 0.85	< 0.85	< 0.085	< 0.85	< 0.085	< 0.85	< 3.2	< 0.80	< 0.80
sec-Butylbenzene	NE	NE	< 0.15	< 0.15	< 0.3	< 0.15	< 0.3	< 0.15	< 0.15	< 0.15	< 0.40	< 1.3	< 2.6	< 0.13	< 1.3	< 1.3	< 0.13	< 1.3	< 0.13	< 1.3	< 3.4	< 0.85	< 0.85
Styrene	10	100	< 0.1	< 0.1	< 0.2	< 0.1	< 0.2	< 0.10	< 0.10	< 0.10	< 0.39	< 0.65	< 1.3	< 0.065	< 0.65	< 0.65	< 0.065	< 0.65	< 0.065	< 0.65	< 1.9	< 0.47	< 3.0
tert-Butylbenzene	NE	NE	< 0.14	< 0.14	< 0.28	< 0.14	< 0.28	< 0.14	< 0.14	< 0.14	< 0.40	< 1.2	< 2.4	< 0.12	< 1.2	< 1.2	< 0.12	< 1.2	< 0.12	< 1.2	< 1.2	< 0.30	< 0.30
Tetrachloroethene	0.5	5	***1.7***	***430***	***820***	***920***	***970***	***350***	***190***	***110***	***320***	***290***	***310***	***230***	***250***	***230***	***270***	***250***	***370***	***370***	***408***	***303***	***140***
Toluene	160	800	< 0.11	< 0.11	< 0.22	< 0.11	< 0.22	< 0.11	< 0.11	< 0.11	< 0.15	< 0.53	< 1.1	< 0.053	1.4 J	1.5 BJ	< 0.053	< 0.53	< 0.053	< 0.53	< 0.69	< 0.17	< 0.27
trans-1,2-Dichloroethene	20	100	< 0.25	< 0.25	< 0.5	< 0.25	< 0.5	< 0.25	< 0.25	< 0.25	< 0.35	< 1.1	< 2.2	0.24 J	< 1.1	< 1.1	0.18 J	< 1.1	0.39 J+	< 1.1	< 4.4	< 1.1	< 0.46
Trichloroethene	0.5	5	0.24 J	***31***	***53***	***51***	***53***	***23***	***16***	***7.9***	***25***	***24***	***28***	***24***	***25***	***21***	***25***	***20***	***31***	***29***	***31***	***26.1***	***9.5***
Trichlorofluoromethane	698	3490	< 0.19	< 0.19	< 0.38	< 0.19	< 0.38	< 1.0	< 1.0	< 1.0	< 1.0	< 5.0	< 10	< 0.50	< 5.0	< 5.0	< 0.50	< 5	< 0.5	< 1.3	< 0.86	< 0.21	< 0.21
Vinyl chloride	0.02	0.2	< 0.1	< 0.1	< 0.2	< 0.1	***0.53 J***	< 0.10	< 0.10	< 0.10	< 0.20	< 1.6	< 3.2	< 0.16	< 1.6	< 1.6	< 0.16	< 1.6	< 0.16	< 1.6	< 0.70	< 0.17	< 0.17
Xylenes, Total	400	2000	< 0.068	< 0.068	< 0.14	< 0.068	< 0.14	< 0.068	< 0.068	< 0.068	< 0.22	< 0.58	< 1.2	< 0.058	< 0.58	< 1.2	< 0.12	< 1.2	< 0.12	< 1.2	< 6.0	< 1.5	< 1.5
Total PCBs																							
Aroclor-1016	0.003	0.03	NA	NA	NA	NA	NA	NA	NA	NA	NA	NA	NA	NA	NA	NA	NA	NA	NA	NA	NA	NA	NA
Aroclor-1232	0.003	0.03	NA	NA	NA	NA	NA	NA	NA	NA	NA	NA	NA	NA	NA	NA	NA	NA	NA	NA	NA	NA	NA
Aroclor-1242	0.003	0.03	NA	NA	NA	NA	NA	NA	NA	NA	NA	NA	NA	NA	NA	NA	NA	NA	NA	NA	NA	NA	NA
Aroclor-1248	0.003	0.03	NA	NA	NA	NA	NA	NA	NA	NA	NA	NA	NA	NA	NA	NA	NA	NA	NA	NA	NA	NA	NA
Total Detected PCBs	0.003	0.03	NA	NA	NA	NA	NA	NA	NA	NA	NA	NA	NA	NA	NA	NA	NA	NA	NA	NA	NA	NA	NA
Dissolved PCBs																							
Aroclor-1016	0.003	0.03	NA	NA	NA	NA	NA	NA	NA	NA	NA	NA	NA	NA	NA	NA	NA	NA	NA	NA	NA	NA	NA
Aroclor-1232	0.003	0.03	NA	NA	NA	NA	NA	NA	NA	NA	NA	NA	NA	NA	NA	NA	NA	NA	NA	NA	NA	NA	NA
Aroclor-1242	0.003	0.03	NA	NA	NA	NA	NA	NA	NA	NA	NA	NA	NA	NA	NA	NA	NA	NA	NA	NA	NA	NA	NA
Aroclor-1248	0.003	0.03	NA	NA	NA	NA	NA	NA	NA	NA	NA	NA	NA	NA	NA	NA	NA	NA	NA	NA	NA	NA	NA
Total Detected PCBs	0.003	0.03	NA	NA	NA	NA	NA	NA	NA	NA	NA	NA	NA	NA	NA	NA	NA	NA	NA	NA	NA	NA	
Solids																							
Total Dissolved Solids (mg/L)	NE	NE	NA	NA	NA	NA	NA	NA	NA	NA	NA	NA	NA	NA	NA	NA	NA	NA	NA	NA	NA	NA	NA
Total Suspended Solids (TSS) (mg/L)	NE	NE	NA	NA	NA	NA	NA	NA	NA	NA	NA	NA	NA	NA	NA	NA	NA	NA	NA	NA	NA	NA	NA

Notes on Page 61.

Table 16: Groundwater Analytical Results Summary
Madison-Kipp Corporation
Madison, Wisconsin

WELL ID			MP-14	MP-14	MP-14	MP-14	MP-14	MP-14	MP-14	MP-14	MP-14	MP-14	MP-14	MP-14	MP-14	MP-15	MP-15	MP-15	MP-15	MP-15	MP-15	MP-15
SCREEN INTERVAL (feet bgs)	PREVENTIVE	ENFORCEMENT	170 - 178 ft	170 - 178 ft	170 - 178 ft	170 - 178 ft	170 - 178 ft	170 - 178 ft	170 - 178 ft	170 - 178 ft	170 - 178 ft	170 - 178 ft	170 - 178 ft	170 - 178 ft	170 - 178 ft	88 - 92 ft	88 - 92 ft	88 - 92 ft	88 - 92 ft	88 - 92 ft	88 - 92 ft	88 - 92 ft
SAMPLE DATE	ACTION LIMIT	STANDARD	01/21/2013	04/16/2013	07/16/2013	07/22/2013	10/08/2013	04/14/2014	10/17/2014	04/13/2015	10/15/2015	10/11/2016	10/02/2017	10/09/2018	10/09/2019	10/13/2020	01/22/2013	04/15/2013	07/22/2013	10/08/2013	04/15/2014	10/16/2014	04/14/2015
VOCs																						
1,1,1,2-Tetrachloroethane	7	70	< 0.25	< 0.25	< 0.5	< 0.25	< 0.5	< 0.50	< 0.50	< 0.25	< 0.46	< 0.22	< 2.2	< 5.5	< 0.27	< 0.27	< 0.25	< 0.25	< 0.25	< 0.25	< 0.25	< 0.25	< 0.25
1,1,1-Trichloroethane	40	200	< 0.2	< 0.2	< 0.4	< 0.2	< 0.4	< 0.40	< 0.40	< 0.20	< 0.38	< 0.20	< 2	< 5.0	< 0.24	< 0.24	< 0.2	< 0.2	< 0.2	< 0.2	< 0.20	< 0.20	< 0.20
1,1,2-Trichloroethane	0.5	5	< 0.28	< 0.28	< 0.56	< 0.28	< 0.56	< 0.56	< 0.56	< 0.28	< 0.35	< 0.20	< 2	< 5.0	< 0.55	< 0.55	< 0.28	***2.2***	< 0.28	< 0.28	< 0.28	< 0.28	< 0.28
1,1-Dichloroethene	0.7	7	< 0.31	< 0.31	< 0.62	< 0.31	< 0.62	< 0.62	< 0.62	< 0.31	< 0.39	< 0.28	< 2.8	< 7.0	< 0.24	< 0.24	< 0.31	< 0.31	< 0.31	< 0.31	< 0.31	< 0.31	< 0.31
1,2,4-Trimethylbenzene	96	480	< 0.14	< 0.14	< 0.28	< 0.14	< 0.28	< 0.28	< 0.28	< 0.14	< 0.36	< 0.12	< 1.2	< 3.0	< 0.84	< 0.84	< 0.14	< 0.14	< 0.14	< 0.14	< 0.14	< 0.14	< 0.14
1,2-Dibromoethane	0.005	0.05	< 0.36	< 0.36	< 0.72	< 0.36	< 0.72	< 0.72	< 0.72	< 0.36	< 0.39	< 0.26	< 2.6	< 6.5	< 0.83	< 0.83	< 0.36	< 0.36	< 0.36	< 0.36	< 0.36	< 0.36	< 0.36
1,2-Dichlorobenzene	60	600	< 0.27	< 0.27	< 0.54	< 0.27	< 0.54	< 0.54	< 0.54	< 0.27	< 0.33	< 0.15	< 1.5	< 3.8	< 0.71	< 0.71	< 0.27	< 0.27	< 0.27	< 0.27	< 0.27	< 0.27	< 0.27
1,2-Dichloroethane	0.5	5	< 0.28	< 0.28	< 0.56	< 0.28	< 0.56	< 0.56	< 0.56	< 0.28	< 0.39	< 0.16	< 1.6	< 3.9	< 0.28	< 0.28	< 0.28	< 0.28	< 0.28	< 0.28	< 0.28	< 0.28	< 0.28
1,2-Dichloropropane	0.5	5	< 0.2	< 0.2	< 0.4	< 0.2	< 0.4	< 0.40	< 0.40	< 0.20	< 0.43	< 0.20	< 2	< 5.0	< 0.28	< 0.28	< 0.2	< 0.2	< 0.2	< 0.2	< 0.20	< 0.20	< 0.20
1,2,3-Trichlorobenzene	NE	NE	< 0.24	< 0.24	< 0.48	< 0.24	< 0.48	< 0.48	< 0.48	< 0.24	< 0.46	< 0.090	< 0.9	< 2.3	< 0.63	< 2.2	< 0.24	< 0.24	< 0.24	< 0.24	< 0.24	< 0.24	< 0.24
1,2,4-Trichlorobenzene	14	70	< 0.31	< 0.31	< 0.62	< 0.31	< 0.62	< 0.62	< 0.62	< 0.31	< 0.34	< 0.15	< 1.5	< 3.9	< 0.95	< 0.95	< 0.31	< 0.31	< 0.31	< 0.31	< 0.31	< 0.31	< 0.31
1,3,5-Trimethylbenzene	96	480	< 0.18	< 0.18	< 0.36	< 0.18	< 0.36	< 0.36	< 0.36	< 0.18	< 0.25	< 0.15	< 1.5	< 3.8	< 0.87	< 0.87	< 0.18	< 0.18	< 0.18	< 0.18	< 0.18	< 0.18	< 0.18
2-Butanone	800	4000	NA	NA	NA	NA	NA	NA	NA	NA	NA	< 6.0	< 60	< 150	< 2.9	< 2.9	NA	NA	NA	NA	NA	NA	NA
2-Hexanone	NE	NE	NA	NA	NA	NA	NA	NA	NA	NA	NA	< 1.9	< 19	< 48	< 2.5	< 5.2	NA	NA	NA	NA	NA	NA	NA
4-Methyl-2-pentanone	50	500	NA	NA	NA	NA	NA	NA	NA	NA	NA	< 1.5	< 15	< 39	< 1.5	< 4.6	NA	NA	NA	NA	NA	NA	NA
Acetone	1800	9000	NA	NA	NA	NA	NA	NA	NA	NA	NA	< 6.8	< 68	< 170	< 2.7	< 2.7	NA	NA	NA	NA	NA	NA	NA
Benzene	0.5	5	< 0.074	< 0.074	< 0.15	< 0.074	< 0.15	< 0.15	< 0.15	< 0.074	< 0.15	< 0.18	< 1.8	< 4.5	< 0.25	< 0.25	< 0.074	< 0.074	< 0.074	< 0.074	< 0.074	< 0.074	< 0.074
Bromodichloromethane	0.06	0.6	< 0.17	< 0.17	< 0.34	< 0.17	< 0.34	< 0.34	< 0.34	< 0.17	< 0.37	< 0.15	< 1.5	< 3.9	< 0.36	< 0.36	< 0.17	< 0.17	< 0.17	< 0.17	< 0.17	< 0.17	< 0.17
Bromoform	0.44	4.4	< 0.28	< 0.28	< 0.56	< 0.28	< 0.56	< 0.56	< 0.56	< 0.28	< 0.48	< 0.18	< 1.8	< 4.4	< 4.0	< 4.0	< 0.28	< 0.28	< 0.28	< 0.28	< 0.28	< 0.28	< 0.28
Bromomethane	1	10	< 0.31	< 0.31	< 0.62	< 0.31	< 0.62	< 0.62	< 0.62 *	< 0.31	< 0.80	< 1.2	< 12	< 30	< 0.97	< 0.97	< 0.31	< 0.31	< 0.31	< 0.31	< 0.31	< 0.31	< 0.31
Carbon disulfide	200	1000	NA	NA	NA	NA	NA	NA	NA	NA	NA	< 0.11	< 1.1	< 2.7	< 0.37	< 0.45	NA	NA	NA	NA	NA	NA	NA
Carbon tetrachloride	0.5	5	< 0.26	< 0.26	< 0.52	< 0.26	< 0.52	< 0.52	< 0.52	< 0.26	< 0.38	< 0.076	< 0.76	< 1.9	< 0.17	< 1.1	< 0.26	< 0.26	< 0.26	< 0.26	< 0.26	< 0.26	< 0.26
Chloroform	0.6	6	< 0.2	< 0.2	< 0.4	< 0.2	< 0.4	< 0.40	< 0.40	< 0.20	< 0.37	< 0.12	***1.2 J***	< 3.1	< 1.3	< 1.3	< 0.2	< 0.2	< 0.2	< 0.2	< 0.20	< 0.20	< 0.20
Chloromethane	3	30	< 0.18	< 0.18	< 0.36	< 0.18	< 0.36	< 0.36	< 0.36	< 0.18	< 0.32	0.92 BJ	***5.2 J+***	< 8.0	< 2.2	< 2.2	< 0.18	< 0.18	< 0.18	< 0.18	< 0.18	< 0.18	< 0.18
cis-1,2-Dichloroethene	7	70	< 0.12	< 0.12	***22***	***21***	***22***	***19***	***24***	***22***	***30***	***30***	***32***	***34***	***29***	***22***	***7.5***	***23***	***14***	***20***	***23***	***12***	***17***
Dichlorodifluoromethane	200	1000	< 0.2	< 0.2	< 0.4	< 0.2	< 0.4	< 0.40	< 0.40	< 0.20	< 0.54	< 0.22	< 2.2	< 5.5	< 0.50	< 0.50	< 0.2	< 0.2	< 0.2	< 0.2	< 0.20	< 0.20	< 0.20
Ethylbenzene	140	700	< 0.13	< 0.13	< 0.26	< 0.13	< 0.26	< 0.26	< 0.26	< 0.13	< 0.18	< 0.11	< 1.1	< 2.7	< 0.22	< 0.32	< 0.13	< 0.13	< 0.13	< 0.13	< 0.13	< 0.13	< 0.13
Isopropylbenzene	NE	NE	< 0.14	< 0.14	< 0.28	< 0.14	< 0.28	< 0.28	< 0.28	< 0.14	< 0.39	< 0.16	< 1.6	< 4.1	< 0.39	< 1.7	< 0.14	< 0.14	< 0.14	< 0.14	< 0.14	< 0.14	< 0.14
m,p-Xylene	400	2000	NA	NA	NA	NA	NA	NA	NA	NA	NA	< 0.11	1.2 BJ	< 2.9	< 0.47	< 0.47	NA	NA	NA	NA	NA	NA	NA
Methyl tert-butyl ether	12	60	< 0.24	< 0.24	< 0.48	< 0.24	< 0.48	< 0.48	< 0.48 *	< 0.24	< 0.39	< 0.28	< 2.8	< 7.0	< 1.2	< 1.2	2.3	0.84 J	< 0.24	3.3	3.5	< 0.24	< 0.24
Methylene chloride	0.5	5	< 0.68	< 0.68	< 1.4	< 0.68	< 1.4	< 1.4	< 1.4	< 0.68	< 1.6	< 0.28	< 2.8	< 7.0	< 0.58	< 0.58	< 0.68	< 0.68	< 0.68	< 0.68	< 0.68	< 0.68	< 0.68
Naphthalene	10	100	< 0.16	< 0.16	< 0.32	< 0.16	< 0.32	< 0.32	< 0.32	< 0.16	< 0.34	< 0.18	< 1.8	< 4.4	< 1.2	< 1.2	< 0.16	< 0.16	< 0.16	< 0.16	< 0.16	< 0.16	< 0.16
n-Butylbenzene	NE	NE	< 0.13	< 0.13	< 0.26	< 0.13	< 0.26	< 0.26	< 0.26	< 0.13	< 0.39	< 0.28	< 2.8	< 7.0	< 0.71	< 0.71	< 0.13	< 0.13	< 0.13	< 0.13	< 0.13	< 0.13	< 0.13
n-Hexane	120	600	NA	NA	NA	NA	NA	NA	NA	NA	NA	< 0.42	< 4.2	< 11	< 1.7	< 1.7	NA	NA	NA	NA	NA	NA	NA
n-Propylbenzene	NE	NE	< 0.13	< 0.13	< 0.26	< 0.13	< 0.26	< 0.26	< 0.26	< 0.13	< 0.41	< 0.20	< 2	< 5.0	< 0.81	< 0.81	< 0.13	< 0.13	< 0.13	< 0.13	< 0.13	< 0.13	< 0.13
o-Xylene	400	2000	NA	NA	NA	NA	NA	NA	NA	NA	NA	< 0.12	< 1.2	< 2.9	< 0.26	< 0.26	NA	NA	NA	NA	NA	NA	NA
p-Isopropyltoluene	NE	NE	< 0.17	< 0.17	< 0.34	< 0.17	< 0.34	< 0.34	< 0.34	< 0.17	< 0.36	< 0.17	< 1.7	< 4.3	< 0.80	< 0.80	< 0.17	< 0.17	< 0.17	< 0.17	< 0.17	< 0.17	< 0.17
sec-Butylbenzene	NE	NE	< 0.15	< 0.15	< 0.3	< 0.15	< 0.3	< 0.30	< 0.30	< 0.15	< 0.40	< 0.26	< 2.6	< 6.5	< 0.85	< 0.85	< 0.15	< 0.15	< 0.15	< 0.15	< 0.15	< 0.15	< 0.15
Styrene	10	100	< 0.1	< 0.1	< 0.2	< 0.1	< 0.2	< 0.20	< 0.20	< 0.10	< 0.39	< 0.13	1.6 BJ	< 3.3	< 0.47	< 3.0	< 0.1	< 0.1	< 0.1	< 0.1	< 0.10	< 0.10	< 0.10
tert-Butylbenzene	NE	NE	< 0.14	< 0.14	< 0.28	< 0.14	< 0.28	< 0.28	< 0.28	< 0.14	< 0.40	< 0.24	< 2.4	< 6.0	< 0.30	< 0.30	< 0.14	< 0.14	< 0.14	< 0.14	< 0.14	< 0.14	< 0.14
Tetrachloroethene	0.5	5	***1.2***	***9.2***	***520***	***520***	***640***	***630***	***890***	***640 E***	***690***	***730***	***840***	***920***	***654***	***531***	***130***	***160***	***130***	***220***	***300***	***100***	***160***
Toluene	160	800	< 0.11	< 0.11	< 0.22	< 0.11	< 0.22	< 0.22	< 0.22	< 0.11	< 0.15	< 0.11	< 1.1	< 2.7	< 0.17	< 0.27	< 0.11	< 0.11	< 0.11	< 0.11	< 0.11	< 0.11	< 0.11
trans-1,2-Dichloroethene	20	100	< 0.25	< 0.25	< 0.5	< 0.25	< 0.5	< 0.50	< 0.50	< 0.25	< 0.35	0.40 J	< 2.2	< 5.5	< 1.1	< 0.46	< 0.25	< 0.25	< 0.25	< 0.25	< 0.25	< 0.25	< 0.25
Trichloroethene	0.5	5	< 0.19	***0.78***	***42***	***37***	***37***	***33***	***46***	***40***	***57***	***58***	***60***	***64***	***54.6***	***49***	***11***	***15***	***12***	***19***	***24***	***12***	***16***
Trichlorofluoromethane	698	3490	< 0.19	< 0.19	< 0.38	< 0.19	< 0.38	< 2.0	< 2.0	< 1.0	< 1.0	< 1.0	< 10	< 6.5	< 0.21	< 0.21	< 0.19	< 0.19	< 0.19	< 0.19	< 1.0	< 1.0	< 1.0
Vinyl chloride	0.02	0.2	< 0.1	< 0.1	< 0.2	< 0.1	< 0.2	< 0.20	< 0.20	< 0.10	< 0.20	< 0.32	< 3.2	< 8.0	< 0.17	< 0.17	< 0.1	< 0.1	< 0.1	< 0.1	< 0.10	< 0.10	< 0.10
Xylenes, Total	400	2000	< 0.068	< 0.068	< 0.14	< 0.068	< 0.14	< 0.14	< 0.14	< 0.068	< 0.22	< 0.12	< 2.3	< 5.8	< 1.5	< 1.5	< 0.068	< 0.068	< 0.068	< 0.068	< 0.068	< 0.068	< 0.068
Total PCBs																							
Aroclor-1016	0.003	0.03	NA	NA	NA	NA	NA	NA	NA	NA	NA	NA	NA	NA	NA	NA	NA	NA	NA	NA	NA	NA	NA
Aroclor-1232	0.003	0.03	NA	NA	NA	NA	NA	NA	NA	NA	NA	NA	NA	NA	NA	NA	NA	NA	NA	NA	NA	NA	NA
Aroclor-1242	0.003	0.03	NA	NA	NA	NA	NA	NA	NA	NA	NA	NA	NA	NA	NA	NA	NA	NA	NA	NA	NA	NA	NA
Aroclor-1248	0.003	0.03	NA	NA	NA	NA	NA	NA	NA	NA	NA	NA	NA	NA	NA	NA	NA	NA	NA	NA	NA	NA	NA
Total Detected PCBs	0.003	0.03	NA	NA	NA	NA	NA	NA	NA	NA	NA	NA	NA	NA	NA	NA	NA	NA	NA	NA	NA	NA	NA
Dissolved PCBs																							
Aroclor-1016	0.003	0.03	NA	NA	NA	NA	NA	NA	NA	NA	NA	NA	NA	NA	NA	NA	NA	NA	NA	NA	NA	NA	NA
Aroclor-1232	0.003	0.03	NA	NA	NA	NA	NA	NA	NA	NA	NA	NA	NA	NA	NA	NA	NA	NA	NA	NA	NA	NA	NA
Aroclor-1242	0.003	0.03	NA	NA	NA	NA	NA	NA	NA	NA	NA	NA	NA	NA	NA	NA	NA	NA	NA	NA	NA	NA	NA
Aroclor-1248	0.003	0.03	NA	NA	NA	NA	NA	NA	NA	NA	NA	NA	NA	NA	NA	NA	NA	NA	NA	NA	NA	NA	NA
Total Detected PCBs	0.003	0.03	NA	NA	NA	NA	NA	NA	NA	NA	NA	NA	NA	NA	NA		NA	NA	NA	NA	NA	NA	NA
Solids																							
Total Dissolved Solids (mg/L)	NE	NE	NA	NA	NA	NA	NA	NA	NA	NA	NA	NA	NA	NA	NA	NA	NA	NA	NA	NA	NA	NA	NA
Total Suspended Solids (TSS) (mg/L)	NE	NE	NA	NA	NA	NA	NA	NA	NA	NA	NA	NA	NA	NA	NA	NA	NA	NA	NA	NA	NA	NA	NA

Notes on Page 61.

Table 16: Groundwater Analytical Results Summary
Madison-Kipp Corporation
Madison, Wisconsin

WELL ID			MP-15	MP-15	MP-15	MP-15	MP-15	MP-15	MP-15	MP-15	MP-15	MP-15	MP-15	MP-15	MP-15	MP-15	MP-15	MP-15	MP-15	MP-15
SCREEN INTERVAL (feet bgs)	PREVENTIVE	ENFORCEMENT	88 - 92 ft	88 - 92 ft	88 - 92 ft	88 - 92 ft	88 - 92 ft	88 - 92 ft	100 - 105 ft	100 - 105 ft	100 - 105 ft	100 - 105 ft	100 - 105 ft	100 - 105 ft	100 - 105 ft	100 - 105 ft	100 - 105 ft	100 - 105 ft	100 - 105 ft	100 - 105 ft
SAMPLE DATE	ACTION LIMIT	STANDARD	10/15/2015	10/10/2016	10/03/2017	10/09/2018	10/08/2019	10/13/2020	01/22/2013	04/15/2013	07/22/2013	10/08/2013	04/15/2014	10/16/2014	04/14/2015	10/15/2015	10/10/2016	10/03/2017	10/09/2018	10/08/2019	10/13/2020
VOCs																					
1,1,1,2-Tetrachloroethane	7	70	< 0.46	< 1.1	< 0.55	< 0.11	< 0.27	< 0.27	< 0.25	< 0.25	< 0.25	< 0.5	< 0.50	< 0.50	< 0.25	< 0.46	< 2.2	< 2.2	< 5.5	< 0.27	< 0.27
1,1,1-Trichloroethane	40	200	< 0.38	< 1.0	< 0.5	< 0.10	< 0.24	< 0.24	< 0.2	< 0.2	< 0.2	< 0.4	< 0.40	< 0.40	< 0.20	< 0.38	< 2.0	< 2	< 5.0	< 0.24	< 0.24
1,1,2-Trichloroethane	0.5	5	< 0.35	< 1.0	< 0.5	< 0.10	< 0.55	< 0.55	< 0.28	< 0.28	< 0.28	< 0.56	< 0.56	< 0.56	< 0.28	< 0.35	< 2.0	< 2	< 5.0	< 0.55	< 0.55
1,1-Dichloroethene	0.7	7	< 0.39	< 1.4	< 0.7	< 0.14	< 0.24	< 0.24	< 0.31	< 0.31	< 0.31	< 0.62	< 0.62	< 0.62	< 0.31	< 0.39	< 2.8	< 2.8	< 7.0	< 0.24	< 0.24
1,2,4-Trimethylbenzene	96	480	< 0.36	< 0.60	< 0.3	< 0.060	< 0.84	< 0.84	< 0.14	< 0.14	< 0.14	< 0.28	< 0.28	< 0.28	< 0.14	< 0.36	< 1.2	< 1.2	< 3.0	< 0.84	< 0.84
1,2-Dibromoethane	0.005	0.05	< 0.39	< 1.3	< 0.65	< 0.13	< 0.83	< 0.83	< 0.36	< 0.36	< 0.36	< 0.72	< 0.72	< 0.72	< 0.36	< 0.39	< 2.6	< 2.6	< 6.5	< 0.83	< 0.83
1,2-Dichlorobenzene	60	600	< 0.33	< 0.76	< 0.38	< 0.076	< 0.71	< 0.71	< 0.27	< 0.27	< 0.27	< 0.54	< 0.54	< 0.54	< 0.27	< 0.33	< 1.5	< 1.5	< 3.8	< 0.71	< 0.71
1,2-Dichloroethane	0.5	5	< 0.39	< 0.78	< 0.39	< 0.078	0.42 J	0.40 J	< 0.28	< 0.28	< 0.28	< 0.56	< 0.56	< 0.56	< 0.28	< 0.39	< 1.6	< 1.6	< 3.9	< 0.28	< 0.28
1,2-Dichloropropane	0.5	5	< 0.43	< 1.0	< 0.5	< 0.10	< 0.28	< 0.28	< 0.2	< 0.2	< 0.2	< 0.4	< 0.40	< 0.40	< 0.20	< 0.43	< 2.0	< 2	< 5.0	< 0.28	< 0.28
1,2,3-Trichlorobenzene	NE	NE	< 0.46	< 0.45	< 0.23	< 0.045	< 0.63	< 2.2	< 0.24	< 0.24	< 0.24	< 0.48	< 0.48	< 0.48	< 0.24	< 0.46	< 0.90	< 0.9	< 2.3	< 0.63	< 2.2
1,2,4-Trichlorobenzene	14	70	< 0.34	< 0.77	< 0.39	< 0.077	< 0.95	< 0.95	< 0.31	< 0.31	< 0.31	< 0.62	< 0.62	< 0.62	< 0.31	< 0.34	< 1.5	< 1.5	< 3.9	< 0.95	< 0.95
1,3,5-Trimethylbenzene	96	480	< 0.25	< 0.75	< 0.38	< 0.075	< 0.87	< 0.87	< 0.18	< 0.18	< 0.18	< 0.36	< 0.36	< 0.36	< 0.18	< 0.25	< 1.5	< 1.5	< 3.8	< 0.87	< 0.87
2-Butanone	800	4000	NA	< 30	< 15	< 3.0	< 2.9	< 2.9	NA	NA	NA	NA	NA	NA	NA	NA	< 60	< 60	< 150	< 2.9	< 2.9
2-Hexanone	NE	NE	NA	< 9.5	< 4.8	< 0.95	< 2.5	< 5.2	NA	NA	NA	NA	NA	NA	NA	NA	< 19	< 19	< 48	< 2.5	< 5.2
4-Methyl-2-pentanone	50	500	NA	< 7.7	< 3.9	< 0.77	< 1.5	< 4.6	NA	NA	NA	NA	NA	NA	NA	NA	< 15	< 15	< 39	< 1.5	< 4.6
Acetone	1800	9000	NA	< 34	26 BJ	< 3.4	< 2.7	< 2.7	NA	NA	NA	NA	NA	NA	NA	NA	< 68	< 68	< 170	< 2.7	< 2.7
Benzene	0.5	5	< 0.15	< 0.89	< 0.45	< 0.089	< 0.25	< 0.25	< 0.074	< 0.074	< 0.074	< 0.15	< 0.15	< 0.15	< 0.074	< 0.15	< 1.8	< 1.8	< 4.5	< 0.25	< 0.25
Bromodichloromethane	0.06	0.6	< 0.37	< 0.77	< 0.39	< 0.077	< 0.36	< 0.36	< 0.17	< 0.17	< 0.17	< 0.34	< 0.34	< 0.34	< 0.17	< 0.37	< 1.5	< 1.5	< 3.9	< 0.36	< 0.36
Bromoform	0.44	4.4	< 0.48	< 0.88	< 0.44	< 0.088	< 4.0	< 4.0	< 0.28	< 0.28	< 0.28	< 0.56	< 0.56	< 0.56	< 0.28	< 0.48	< 1.8	< 1.8	< 4.4	< 4.0	< 4.0
Bromomethane	1	10	< 0.80	< 5.9	< 3	< 0.59	< 0.97	< 0.97	< 0.31	< 0.31	< 0.31	< 0.62	< 0.62	< 0.62	< 0.31	< 0.80	< 12	< 12	< 30	< 0.97	< 0.97
Carbon disulfide	200	1000	NA	3.1 J	< 0.27	< 0.053	< 0.37	< 0.45	NA	NA	NA	NA	NA	NA	NA	NA	5.6 J	< 1.1	< 2.7	< 0.37	< 0.45
Carbon tetrachloride	0.5	5	< 0.38	< 0.38	< 0.19	< 0.038	< 0.17	< 1.1	< 0.26	< 0.26	< 0.26	< 0.52	< 0.52	< 0.52	< 0.26	< 0.38	< 0.76	< 0.76	< 1.9	< 0.17	< 1.1
Chloroform	0.6	6	< 0.37	< 0.62	< 0.31	< 0.062	< 1.3	< 1.3	< 0.2	< 0.2	< 0.2	< 0.4	< 0.40	< 0.40	< 0.20	< 0.37	< 1.2	< 1.2	< 3.1	< 1.3	< 1.3
Chloromethane	3	30	< 0.32	***11 BJ***	1.3 J+	< 0.29 U	< 2.2	< 2.2	< 0.18	< 0.18	< 0.18	< 0.36	< 0.36	< 0.36	< 0.18	< 0.32	***21 BJ***	< 3.2	< 17 U	< 2.2	< 2.2
cis-1,2-Dichloroethene	7	70	***15***	***25***	***17***	***12***	***24.9***	***26.8***	***9.3***	***37***	***68***	***76***	***96***	***83***	***66***	***77***	***61***	***79***	***69***	***52.5***	***37.3***
Dichlorodifluoromethane	200	1000	< 0.54	< 1.1	< 0.55	0.16 J	< 0.50	< 0.50	< 0.2	< 0.2	< 0.2	< 0.4	< 0.40	< 0.40	< 0.20	< 0.54	< 2.2	< 2.2	< 5.5	< 0.50	< 0.50
Ethylbenzene	140	700	< 0.18	< 0.54	< 0.27	< 0.054	< 0.22	< 0.32	< 0.13	< 0.13	< 0.13	< 0.26	< 0.26	< 0.26	< 0.13	< 0.18	< 1.1	< 1.1	< 2.7	< 0.22	< 0.32
Isopropylbenzene	NE	NE	< 0.39	< 0.81	< 0.41	< 0.081	< 0.39	< 1.7	< 0.14	< 0.14	< 0.14	< 0.28	< 0.28	< 0.28	< 0.14	< 0.39	< 1.6	< 1.6	< 4.1	< 0.39	< 1.7
m,p-Xylene	400	2000	NA	< 0.57	0.3 BJ	< 0.057	< 0.47	< 0.47	NA	NA	NA	NA	NA	NA	NA	NA	< 1.1	< 1.1	< 2.9	< 0.47	< 0.47
Methyl tert-butyl ether	12	60	2.5	4.0 J	< 0.7	< 0.14	< 1.2	< 1.2	2.2	1.3	< 0.24	< 0.48	< 0.48	< 0.48	< 0.24	< 0.39	< 2.8	< 2.8	< 7.0	< 1.2	< 1.2
Methylene chloride	0.5	5	< 1.6	< 1.4	< 0.7	< 0.23 U	< 0.58	< 0.58	< 0.68	< 0.68	< 0.68	< 1.4	< 1.4	< 1.4	< 0.68	< 1.6	< 2.8	< 2.8	< 7.0	< 0.58	< 0.58
Naphthalene	10	100	< 0.34	< 0.88	< 0.44	< 0.088	< 1.2	< 1.2	< 0.16	< 0.16	< 0.16	< 0.32	< 0.32	< 0.32	< 0.16	< 0.34	< 1.8	< 1.8	< 4.4	< 1.2	< 1.2
n-Butylbenzene	NE	NE	< 0.39	< 1.4	< 0.7	< 0.14	< 0.71	< 0.71	< 0.13	< 0.13	< 0.13	< 0.26	< 0.26	< 0.26	< 0.13	< 0.39	< 2.8	< 2.8	< 7.0	< 0.71	< 0.71
n-Hexane	120	600	NA	4.0 J	< 1.1	< 0.21	< 1.7	< 1.7	NA	NA	NA	NA	NA	NA	NA	NA	6.2 J	< 4.2	< 11	< 1.7	< 1.7
n-Propylbenzene	NE	NE	< 0.41	< 1.0	< 0.5	< 0.10	< 0.81	< 0.81	< 0.13	< 0.13	< 0.13	< 0.26	< 0.26	< 0.26	< 0.13	< 0.41	< 2.0	< 2	< 5.0	< 0.81	< 0.81
o-Xylene	400	2000	NA	< 0.58	< 0.29	< 0.058	< 0.26	< 0.26	NA	NA	NA	NA	NA	NA	NA	NA	< 1.2	< 1.2	< 2.9	< 0.26	< 0.26
p-Isopropyltoluene	NE	NE	< 0.36	< 0.85	< 0.43	< 0.085	< 0.80	< 0.80	< 0.17	< 0.17	< 0.17	< 0.34	< 0.34	< 0.34	< 0.17	< 0.36	< 1.7	< 1.7	< 4.3	< 0.80	< 0.80
sec-Butylbenzene	NE	NE	< 0.40	< 1.3	< 0.65	< 0.13	< 0.85	< 0.85	< 0.15	< 0.15	< 0.15	< 0.3	< 0.30	< 0.30	< 0.15	< 0.40	< 2.6	< 2.6	< 6.5	< 0.85	< 0.85
Styrene	10	100	< 0.39	< 0.65	0.35 BJ	< 0.065	< 0.47	< 3.0	< 0.1	< 0.1	< 0.1	< 0.2	< 0.20	< 0.20	< 0.10	< 0.39	< 1.3	1.6 BJ	< 3.3	< 0.47	< 3.0
tert-Butylbenzene	NE	NE	< 0.40	< 1.2	< 0.6	< 0.12	< 0.30	< 0.30	< 0.14	< 0.14	< 0.14	< 0.28	< 0.28	< 0.28	< 0.14	< 0.40	< 2.4	< 2.4	< 6.0	< 0.30	< 0.30
Tetrachloroethene	0.5	5	***150***	***160***	***160***	***120***	***232***	***159***	***230***	***440***	***660***	***690***	***890***	***930***	***790***	***850***	***910***	***820***	***990***	***867***	***581***
Toluene	160	800	< 0.15	1.5 J	< 0.27	< 0.053	< 0.17	< 0.27	< 0.11	< 0.11	< 0.11	< 0.22	< 0.22	< 0.22	< 0.11	< 0.15	2.8 J	< 1.1	< 2.7	< 0.17	< 0.27
trans-1,2-Dichloroethene	20	100	< 0.35	< 1.1	< 0.55	< 0.11	< 1.1	< 0.46	< 0.25	< 0.25	0.51 J	< 0.5	1.2 J	< 0.50	< 0.25	0.54 J	< 2.2	< 2.2	< 5.5	< 1.1	< 0.46
Trichloroethene	0.5	5	***14***	***19***	***14***	***10***	***19.1***	***19.1***	***16***	***41***	***65***	***72***	***92***	***93***	***74***	***83***	***81***	***85***	***80***	***76.9***	***67***
Trichlorofluoromethane	698	3490	< 1.0	< 5.0	< 2.5	< 0.13	< 0.21	< 0.21	< 0.19	< 0.19	< 0.19	< 0.38	< 2.0	< 2.0	< 1.0	< 1.0	< 10	< 10	< 6.5	< 0.21	< 0.21
Vinyl chloride	0.02	0.2	< 0.20	< 1.6	< 0.8	***0.19 J+***	< 0.17	< 0.17	< 0.1	< 0.1	< 0.1	< 0.2	< 0.20	***0.46 J***	< 0.10	< 0.20	< 3.2	< 3.2	< 8.0	***0.38 J***	***0.22 J***
Xylenes, Total	400	2000	< 0.22	< 0.58	< 0.58	< 0.12	< 1.5	< 1.5	< 0.068	< 0.068	< 0.068	< 0.14	< 0.14	< 0.14	< 0.068	< 0.22	< 1.2	< 2.3	< 5.8	< 1.5	< 1.5
Total PCBs																					
Aroclor-1016	0.003	0.03	NA	NA	NA	NA	NA	NA	NA	NA	NA	NA	NA	NA	NA	NA	NA	NA	NA	NA	NA
Aroclor-1232	0.003	0.03	NA	NA	NA	NA	NA	NA	NA	NA	NA	NA	NA	NA	NA	NA	NA	NA	NA	NA	NA
Aroclor-1242	0.003	0.03	NA	NA	NA	NA	NA	NA	NA	NA	NA	NA	NA	NA	NA	NA	NA	NA	NA	NA	NA
Aroclor-1248	0.003	0.03	NA	NA	NA	NA	NA	NA	NA	NA	NA	NA	NA	NA	NA	NA	NA	NA	NA	NA	NA
Total Detected PCBs	0.003	0.03	NA	NA	NA	NA	NA	NA	NA	NA	NA	NA	NA	NA	NA	NA	NA	NA	NA	NA	NA
Dissolved PCBs																					
Aroclor-1016	0.003	0.03	NA	NA	NA	NA	NA	NA	NA	NA	NA	NA	NA	NA	NA	NA	NA	NA	NA	NA	NA
Aroclor-1232	0.003	0.03	NA	NA	NA	NA	NA	NA	NA	NA	NA	NA	NA	NA	NA	NA	NA	NA	NA	NA	NA
Aroclor-1242	0.003	0.03	NA	NA	NA	NA	NA	NA	NA	NA	NA	NA	NA	NA	NA	NA	NA	NA	NA	NA	NA
Aroclor-1248	0.003	0.03	NA	NA	NA	NA	NA	NA	NA	NA	NA	NA	NA	NA	NA	NA	NA	NA	NA	NA	NA
Total Detected PCBs	0.003	0.03	NA	NA	NA	NA	NA		NA	NA	NA	NA	NA	NA	NA	NA	NA	NA	NA	NA	
Solids																					
Total Dissolved Solids (mg/L)	NE	NE	NA	NA	NA	NA	NA	NA	NA	NA	NA	NA	NA	NA	NA	NA	NA	NA	NA	NA	NA
Total Suspended Solids (TSS) (mg/L)	NE	NE	NA	NA	NA	NA	NA	NA	NA	NA	NA	NA	NA	NA	NA	NA	NA	NA	NA	NA	NA

Notes on Page 61.

Table 16: Groundwater Analytical Results Summary
Madison-Kipp Corporation
Madison, Wisconsin

WELL ID			MP-15	MP-15	MP-15	MP-15	MP-15	MP-15	MP-15	MP-15	MP-15	MP-15	MP-15	MP-15	MP-15	MP-15	MP-15	MP-15	MP-15	MP-15	MP-15	MP-15
SCREEN INTERVAL (feet bgs)	PREVENTIVE	ENFORCEMENT	120 - 125 ft	120 - 125 ft	120 - 125 ft	120 - 125 ft	120 - 125 ft	120 - 125 ft	120 - 125 ft	120 - 125 ft	120 - 125 ft	120 - 125 ft	120 - 125 ft	120 - 125 ft	120 - 125 ft	142 - 146 ft	142 - 146 ft	142 - 146 ft	142 - 146 ft	142 - 146 ft	142 - 146 ft	142 - 146 ft	142 - 146 ft
SAMPLE DATE	ACTION LIMIT	STANDARD	01/22/2013	04/15/2013	07/22/2013	10/08/2013	04/15/2014	10/16/2014	04/14/2015	10/15/2015	10/10/2016	10/03/2017	10/09/2018	10/08/2019	10/13/2020	01/22/2013	04/15/2013	07/22/2013	10/08/2013	04/15/2014	10/16/2014	04/14/2015	10/15/2015
VOCs																							
1,1,1,2-Tetrachloroethane	7	70	< 0.5	< 0.5	< 1.3	< 1.3	< 1.3	< 1.3	< 1.3	< 0.92	< 11	< 5.5	< 5.5	< 0.27	< 0.27	< 0.25	< 0.25	< 0.25	< 0.5	< 0.50	< 0.50	< 0.50	< 0.92
1,1,1-Trichloroethane	40	200	< 0.4	< 0.4	< 1	< 1	< 1.0	< 1.0	< 1.0	< 0.76	< 10	< 5	< 5.0	< 0.24	< 0.24	< 0.2	< 0.2	< 0.2	< 0.4	< 0.40	< 0.40	< 0.40	< 0.76
1,1,2-Trichloroethane	0.5	5	< 0.56	< 0.56	< 1.4	< 1.4	< 1.4	< 1.4	< 1.4	< 0.70	< 10	< 5	< 5.0	< 0.55	< 0.55	< 0.28	< 0.28	< 0.28	< 0.56	< 0.56	< 0.56	< 0.56	< 0.70
1,1-Dichloroethene	0.7	7	< 0.62	< 0.62	< 1.6	< 1.6	< 1.6	< 1.6	< 1.6	< 0.78	< 14	< 7	< 7.0	< 0.24	< 0.24	< 0.31	< 0.31	< 0.31	< 0.62	< 0.62	< 0.62	< 0.62	< 0.78
1,2,4-Trimethylbenzene	96	480	< 0.28	< 0.28	< 0.7	< 0.7	< 0.70	< 0.70	< 0.70	< 0.72	< 6.0	< 3	< 3.0	< 0.84	< 0.84	< 0.14	< 0.14	< 0.14	< 0.28	< 0.28	< 0.28	< 0.28	< 0.72
1,2-Dibromoethane	0.005	0.05	< 0.72	< 0.72	< 1.8	< 1.8	< 1.8	< 1.8	< 1.8	< 0.77	< 13	< 6.5	< 6.5	< 0.83	< 0.83	< 0.36	< 0.36	< 0.36	< 0.72	< 0.72	< 0.72	< 0.72	< 0.77
1,2-Dichlorobenzene	60	600	< 0.54	< 0.54	< 1.4	< 1.4	< 1.4	< 1.4	< 1.4	< 0.67	< 7.6	< 3.8	< 3.8	< 0.71	< 0.71	< 0.27	< 0.27	< 0.27	< 0.54	< 0.54	< 0.54	< 0.54	< 0.67
1,2-Dichloroethane	0.5	5	< 0.56	< 0.56	< 1.4	< 1.4	< 1.4	< 1.4	< 1.4	< 0.78	< 7.8	< 3.9	< 3.9	< 0.28	< 0.28	< 0.28	< 0.28	< 0.28	< 0.56	< 0.56	< 0.56	< 0.56	< 0.78
1,2-Dichloropropane	0.5	5	< 0.4	< 0.4	< 1	< 1	< 1.0	< 1.0	< 1.0	< 0.86	< 10	< 5	< 5.0	< 0.28	< 0.28	< 0.2	< 0.2	< 0.2	< 0.4	< 0.40	< 0.40	< 0.40	< 0.86
1,2,3-Trichlorobenzene	NE	NE	< 0.48	< 0.48	< 1.2	< 1.2	< 1.2	< 1.2	< 1.2	< 0.92	< 4.5	< 2.3	< 2.3	< 0.63	< 2.2	< 0.24	< 0.24	< 0.24	< 0.48	< 0.48	< 0.48	< 0.48	< 0.92
1,2,4-Trichlorobenzene	14	70	< 0.62	< 0.62	< 1.6	< 1.6	< 1.6	< 1.6	< 1.6	< 0.68	< 7.7	< 3.9	< 3.9	< 0.95	< 0.95	< 0.31	< 0.31	< 0.31	< 0.62	< 0.62	< 0.62	< 0.62	< 0.68
1,3,5-Trimethylbenzene	96	480	< 0.36	< 0.36	< 0.9	< 0.9	< 0.90	< 0.90	< 0.90	< 0.51	< 7.5	< 3.8	< 3.8	< 0.87	< 0.87	< 0.18	< 0.18	< 0.18	< 0.36	< 0.36	< 0.36	< 0.36	< 0.51
2-Butanone	800	4000	NA	NA	NA	NA	NA	NA	NA	NA	< 300	< 150	< 150	< 2.9	< 2.9	NA	NA	NA	NA	NA	NA	NA	NA
2-Hexanone	NE	NE	NA	NA	NA	NA	NA	NA	NA	NA	< 95	< 48	< 48	< 2.5	< 5.2	NA	NA	NA	NA	NA	NA	NA	NA
4-Methyl-2-pentanone	50	500	NA	NA	NA	NA	NA	NA	NA	NA	< 77	< 39	< 39	< 1.5	< 4.6	NA	NA	NA	NA	NA	NA	NA	NA
Acetone	1800	9000	NA	NA	NA	NA	NA	NA	NA	NA	< 340	< 170	< 170	< 2.7	< 2.7	NA	NA	NA	NA	NA	NA	NA	NA
Benzene	0.5	5	< 0.15	< 0.15	< 0.37	< 0.37	< 0.37	< 0.37	< 0.37	< 0.29	< 8.9	< 4.5	< 4.5	< 0.25	< 0.25	< 0.074	< 0.074	< 0.074	< 0.15	< 0.15	0.37 J	< 0.15	< 0.29
Bromodichloromethane	0.06	0.6	< 0.34	< 0.34	< 0.85	< 0.85	< 0.85	< 0.85	< 0.85	< 0.74	< 7.7	< 3.9	< 3.9	< 0.36	< 0.36	< 0.17	< 0.17	< 0.17	< 0.34	< 0.34	< 0.34	< 0.34	< 0.74
Bromoform	0.44	4.4	< 0.56	< 0.56	< 1.4	< 1.4	< 1.4	< 1.4	< 1.4	< 0.97	< 8.8	< 4.4	< 4.4	< 4.0	< 4.0	< 0.28	< 0.28	< 0.28	< 0.56	< 0.56	< 0.56	< 0.56	< 0.97
Bromomethane	1	10	< 0.62	< 0.62	< 1.6	< 1.6	< 1.6	< 1.6	< 1.6	< 1.6	< 59	< 30	< 30	< 0.97	< 0.97	< 0.31	< 0.31	< 0.31	< 0.62	< 0.62	< 0.62	< 0.62	< 1.6
Carbon disulfide	200	1000	NA	NA	NA	NA	NA	NA	NA	NA	29 J	< 2.7	< 2.7	< 0.37	< 0.45	NA	NA	NA	NA	NA	NA	NA	NA
Carbon tetrachloride	0.5	5	< 0.52	< 0.52	< 1.3	< 1.3	< 1.3	< 1.3	< 1.3	< 0.77	< 3.8	< 1.9	< 1.9	< 0.17	< 1.1	< 0.26	< 0.26	< 0.26	< 0.52	< 0.52	< 0.52	< 0.52	< 0.77
Chloroform	0.6	6	< 0.4	< 0.4	< 1	< 1	< 1.0	< 1.0	< 1.0	< 0.74	< 6.2	< 3.1	< 3.1	< 1.3	< 1.3	< 0.2	< 0.2	< 0.2	< 0.4	< 0.40	< 0.40	< 0.40	< 0.74
Chloromethane	3	30	< 0.36	< 0.36	< 0.9	< 0.9	< 0.90	< 0.90	< 0.90	< 0.64	***96 BJ***	< 8	< 8.0	< 2.2	< 2.2	< 0.18	< 0.18	< 0.18	< 0.36	< 0.36	< 0.36	< 0.36	< 0.64
cis-1,2-Dichloroethene	7	70	***200***	***230***	***250***	***220***	***230***	***260***	***200***	***230***	***220***	***140***	***85***	***53.5***	***34.4***	***9.7***	***75***	***110***	***140***	***140***	***150***	***140***	***190***
Dichlorodifluoromethane	200	1000	< 0.4	< 0.4	< 1	< 1	< 1.0	< 1.0	< 1.0	< 1.1	< 11	< 5.5	< 5.5	< 0.50	< 0.50	< 0.2	< 0.2	< 0.2	< 0.4	< 0.40	< 0.40	< 0.40	< 1.1
Ethylbenzene	140	700	< 0.26	< 0.26	< 0.65	< 0.65	< 0.65	< 0.65	< 0.65	< 0.37	< 5.4	< 2.7	< 2.7	< 0.22	< 0.32	< 0.13	< 0.13	< 0.13	< 0.26	< 0.26	< 0.26	< 0.26	< 0.37
Isopropylbenzene	NE	NE	< 0.28	< 0.28	< 0.7	< 0.7	< 0.70	< 0.70	< 0.70	< 0.77	< 8.1	< 4.1	< 4.1	< 0.39	< 1.7	< 0.14	< 0.14	< 0.14	< 0.28	< 0.28	< 0.28	< 0.28	< 0.77
m,p-Xylene	400	2000	NA	NA	NA	NA	NA	NA	NA	NA	< 5.7	< 2.9	< 2.9	< 0.47	< 0.47	NA	NA	NA	NA	NA	NA	NA	NA
Methyl tert-butyl ether	12	60	< 0.48	< 0.48	< 1.2	< 1.2	< 1.2	< 1.2	< 1.2	< 0.79	< 14	< 7	< 7.0	< 1.2	< 1.2	2.0	< 0.24	< 0.24	< 0.48	< 0.48	< 0.48	< 0.48	< 0.79
Methylene chloride	0.5	5	< 1.4	< 1.4	< 3.4	< 3.4	< 3.4	< 3.4	< 3.4	< 3.3	< 14	< 7	< 7.0	< 0.58	< 0.58	< 0.68	< 0.68	< 0.68	< 1.4	< 1.4	< 1.4	< 1.4	< 3.3
Naphthalene	10	100	< 0.32	< 0.32	< 0.8	< 0.8	< 0.80	< 0.80	< 0.80	< 0.67	< 8.8	< 4.4	< 4.4	< 1.2	< 1.2	< 0.16	< 0.16	< 0.16	< 0.32	< 0.32	< 0.32	< 0.32	< 0.67
n-Butylbenzene	NE	NE	< 0.26	< 0.26	< 0.65	< 0.65	< 0.65	< 0.65	< 0.65	< 0.78	< 14	< 7	< 7.0	< 0.71	< 0.71	< 0.13	< 0.13	< 0.13	< 0.26	< 0.26	< 0.26	< 0.26	< 0.78
n-Hexane	120	600	NA	NA	NA	NA	NA	NA	NA	NA	< 21	< 11	< 11	< 1.7	< 1.7	NA	NA	NA	NA	NA	NA	NA	NA
n-Propylbenzene	NE	NE	< 0.26	< 0.26	< 0.65	< 0.65	< 0.65	< 0.65	< 0.65	< 0.83	< 10	< 5	< 5.0	< 0.81	< 0.81	< 0.13	< 0.13	< 0.13	< 0.26	< 0.26	< 0.26	< 0.26	< 0.83
o-Xylene	400	2000	NA	NA	NA	NA	NA	NA	NA	NA	< 5.8	< 2.9	< 2.9	< 0.26	< 0.26	NA	NA	NA	NA	NA	NA	NA	NA
p-Isopropyltoluene	NE	NE	< 0.34	< 0.34	< 0.85	< 0.85	< 0.85	< 0.85	< 0.85	< 0.72	< 8.5	< 4.3	< 4.3	< 0.80	< 0.80	< 0.17	< 0.17	< 0.17	< 0.34	< 0.34	< 0.34	< 0.34	< 0.72
sec-Butylbenzene	NE	NE	< 0.3	< 0.3	< 0.75	< 0.75	< 0.75	< 0.75	< 0.75	< 0.80	< 13	< 6.5	< 6.5	< 0.85	< 0.85	< 0.15	< 0.15	< 0.15	< 0.3	< 0.30	< 0.30	< 0.30	< 0.80
Styrene	10	100	< 0.2	< 0.2	< 0.5	< 0.5	< 0.50	< 0.50	< 0.50	< 0.77	< 6.5	4 BJ	< 3.3	< 0.47	< 3.0	< 0.1	< 0.1	< 0.1	< 0.2	< 0.20	< 0.20	< 0.20	< 0.77
tert-Butylbenzene	NE	NE	< 0.28	< 0.28	< 0.7	< 0.7	< 0.70	< 0.70	< 0.70	< 0.80	< 12	< 6	< 6.0	< 0.30	< 0.30	< 0.14	< 0.14	< 0.14	< 0.28	< 0.28	< 0.28	< 0.28	< 0.80
Tetrachloroethene	0.5	5	***1100***	***1900***	***2100***	***1800***	***2000***	***2300***	***1700***	***2200***	***2900***	***2300***	***1700***	***1160***	***943***	***170***	***580***	***640***	***840***	***970***	***1000***	***970***	***1100***
Toluene	160	800	< 0.22	< 0.22	< 0.55	< 0.55	< 0.55	< 0.55	< 0.55	< 0.30	12 J	< 2.7	< 2.7	< 0.17	< 0.27	< 0.11	< 0.11	< 0.11	< 0.22	< 0.22	< 0.22	< 0.22	< 0.30
trans-1,2-Dichloroethene	20	100	1.3 J	1.7 J	< 1.3	< 1.3	< 1.3	< 1.3	< 1.3	1.6 J	< 11	< 5.5	< 5.5	< 1.1	< 0.46	< 0.25	0.86 J	0.97 J	1.4 J	1.5 J	1.3 J	< 0.50	1.4 J
Trichloroethene	0.5	5	***160***	***210***	***220***	***190***	***210***	***280***	***190***	***220***	***250***	***190***	***110***	***71.7***	***56.9***	***14***	***78***	***100***	***130***	***130***	***140***	***130***	***170***
Trichlorofluoromethane	698	3490	< 0.38	< 0.38	< 0.95	< 0.95	< 5.0	< 5.0	< 5.0	< 2.0	< 50	< 25	< 6.5	< 0.21	< 0.21	< 0.19	< 0.19	< 0.19	< 0.38	< 2.0	< 2.0	< 2.0	< 2.0
Vinyl chloride	0.02	0.2	< 0.2	***1***	***1.9 J***	< 0.5	< 0.50	***1.6 J***	< 0.50	< 0.41	< 16	< 8	< 8.0	< 0.17	< 0.17	< 0.1	***0.39 J***	***0.58***	***0.76 J***	< 0.20	***0.72 J***	< 0.20	< 0.41
Xylenes, Total	400	2000	< 0.14	< 0.14	< 0.34	< 0.34	< 0.34	< 0.34	< 0.34	< 0.44	< 5.8	< 5.8	< 5.8	< 1.5	< 1.5	< 0.068	< 0.068	< 0.068	< 0.14	< 0.14	< 0.14	< 0.14	< 0.44
Total PCBs																							
Aroclor-1016	0.003	0.03	NA	NA	NA	NA	NA	NA	NA	NA	NA	NA	NA	NA	NA	NA	NA	NA	NA	NA	NA	NA	NA
Aroclor-1232	0.003	0.03	NA	NA	NA	NA	NA	NA	NA	NA	NA	NA	NA	NA	NA	NA	NA	NA	NA	NA	NA	NA	NA
Aroclor-1242	0.003	0.03	NA	NA	NA	NA	NA	NA	NA	NA	NA	NA	NA	NA	NA	NA	NA	NA	NA	NA	NA	NA	NA
Aroclor-1248	0.003	0.03	NA	NA	NA	NA	NA	NA	NA	NA	NA	NA	NA	NA	NA	NA	NA	NA	NA	NA	NA	NA	NA
Total Detected PCBs	0.003	0.03	NA	NA	NA	NA	NA	NA	NA	NA	NA	NA	NA	NA	NA	NA	NA	NA	NA	NA	NA	NA	NA
Dissolved PCBs																							
Aroclor-1016	0.003	0.03	NA	NA	NA	NA	NA	NA	NA	NA	NA	NA	NA	NA	NA	NA	NA	NA	NA	NA	NA	NA	NA
Aroclor-1232	0.003	0.03	NA	NA	NA	NA	NA	NA	NA	NA	NA	NA	NA	NA	NA	NA	NA	NA	NA	NA	NA	NA	NA
Aroclor-1242	0.003	0.03	NA	NA	NA	NA	NA	NA	NA	NA	NA	NA	NA	NA	NA	NA	NA	NA	NA	NA	NA	NA	NA
Aroclor-1248	0.003	0.03	NA	NA	NA	NA	NA	NA	NA	NA	NA	NA	NA	NA	NA	NA	NA	NA	NA	NA	NA	NA	NA
Total Detected PCBs	0.003	0.03	NA	NA	NA	NA	NA	NA	NA	NA	NA	NA	NA	NA		NA	NA	NA	NA	NA	NA	NA	NA
Solids																							
Total Dissolved Solids (mg/L)	NE	NE	NA	NA	NA	NA	NA	NA	NA	NA	NA	NA	NA	NA	NA	NA	NA	NA	NA	NA	NA	NA	NA
Total Suspended Solids (TSS) (mg/L)	NE	NE	NA	NA	NA	NA	NA	NA	NA	NA	NA	NA	NA	NA	NA	NA	NA	NA	NA	NA	NA	NA	NA

Notes on Page 61.

Table 16: Groundwater Analytical Results Summary
Madison-Kipp Corporation
Madison, Wisconsin

WELL ID			MP-15	MP-15	MP-15	MP-15	MP-15	MP-15	MP-15	MP-15	MP-15	MP-15	MP-15	MP-15	MP-15	MP-15	MP-15	MP-15	MP-15	MP-16	MP-16	MP-16	MP-16	MP-16	MP-16
SCREEN INTERVAL (feet bgs)	PREVENTIVE	ENFORCEMENT	142 - 146 ft	142 - 146 ft	142 - 146 ft	142 - 146 ft	142 - 146 ft	177 - 187 ft	177 - 187 ft	177 - 187 ft	177 - 187 ft	177 - 187 ft	177 - 187 ft	177 - 187 ft	177 - 187 ft	177 - 187 ft	177 - 187 ft	177 - 187 ft	177 - 187 ft	80 - 84 ft	80 - 84 ft	80 - 84 ft	80 - 84 ft	80 - 84 ft	80 - 84 ft
SAMPLE DATE	ACTION LIMIT	STANDARD	10/10/2016	10/03/2017	10/09/2018	10/08/2019	10/13/2020	01/22/2013	04/15/2013	07/22/2013	10/08/2013	04/15/2014	10/16/2014	04/14/2015	10/15/2015	10/10/2016	10/03/2017	10/09/2018	10/08/2019	10/13/2020	01/22/2013	04/16/2013	07/23/2013	10/09/2013	04/15/2014	10/16/2014
VOCs																									
1,1,1,2-Tetrachloroethane	7	70	< 4.4	< 5.5	< 5.5	< 0.27	< 0.27	< 0.25	< 0.25	< 0.25	< 0.25	< 0.25	< 0.25	< 0.25	< 0.46	< 0.11	< 0.11	< 0.11	< 0.27	< 0.27	< 0.25	< 0.25	< 0.25	< 0.25	< 0.25	< 0.25
1,1,1-Trichloroethane	40	200	< 4.0	< 5	< 5.0	< 0.24	< 0.24	< 0.2	< 0.2	< 0.2	< 0.2	< 0.20	< 0.20	< 0.20	< 0.38	< 0.10	< 0.1	< 0.10	< 0.24	< 0.24	< 0.2	< 0.2	< 0.2	< 0.2	< 0.20	< 0.20
1,1,2-Trichloroethane	0.5	5	< 4.0	< 5	< 5.0	< 0.55	< 0.55	< 0.28	< 0.28	< 0.28	< 0.28	< 0.28	< 0.28	< 0.28	< 0.35	< 0.10	< 0.1	< 0.10	< 0.55	< 0.55	< 0.28	< 0.28	< 0.28	< 0.28	< 0.28	< 0.28
1,1-Dichloroethene	0.7	7	< 5.6	< 7	< 7.0	0.31 J	< 0.24	< 0.31	< 0.31	< 0.31	< 0.31	< 0.31	< 0.31	< 0.31	< 0.39	< 0.14	< 0.14	< 0.14	< 0.24	< 0.24	< 0.31	< 0.31	< 0.31	< 0.31	< 0.31	< 0.31
1,2,4-Trimethylbenzene	96	480	< 2.4	< 3	< 3.0	< 0.84	< 0.84	< 0.14	< 0.14	< 0.14	< 0.14	< 0.14	< 0.14	< 0.14	< 0.36	< 0.060	< 0.06	< 0.060	< 0.84	< 0.84	< 0.14	< 0.14	< 0.14	< 0.14	< 0.14	< 0.14
1,2-Dibromoethane	0.005	0.05	< 5.2	< 6.5	< 6.5	< 0.83	< 0.83	< 0.36	< 0.36	< 0.36	< 0.36	< 0.36	< 0.36	< 0.36	< 0.39	< 0.13	< 0.13	< 0.13	< 0.83	< 0.83	< 0.36	< 0.36	< 0.36	< 0.36	< 0.36	< 0.36
1,2-Dichlorobenzene	60	600	< 3.0	< 3.8	< 3.8	< 0.71	< 0.71	< 0.27	< 0.27	< 0.27	< 0.27	< 0.27	< 0.27	< 0.27	< 0.33	< 0.076	< 0.076	< 0.076	< 0.71	< 0.71	< 0.27	< 0.27	< 0.27	< 0.27	< 0.27	< 0.27
1,2-Dichloroethane	0.5	5	< 3.1	< 3.9	< 3.9	< 0.28	< 0.28	< 0.28	< 0.28	< 0.28	< 0.28	< 0.28	< 0.28	< 0.28	< 0.39	< 0.078	< 0.078	< 0.078	< 0.28	< 0.28	< 0.28	< 0.28	< 0.28	< 0.28	< 0.28	< 0.28
1,2-Dichloropropane	0.5	5	< 4.0	< 5	< 5.0	< 0.28	< 0.28	< 0.2	< 0.2	< 0.2	< 0.2	< 0.20	< 0.20	< 0.20	< 0.43	< 0.10	< 0.1	< 0.10	< 0.28	< 0.28	< 0.2	< 0.2	< 0.2	< 0.2	< 0.20	< 0.20
1,2,3-Trichlorobenzene	NE	NE	< 1.8	< 2.3	< 2.3	< 0.63	< 2.2	< 0.24	< 0.24	< 0.24	< 0.24	< 0.24	< 0.24	< 0.24	< 0.46	< 0.045	< 0.045	< 0.045	< 0.63	< 2.2	< 0.24	< 0.24	< 0.24	< 0.24	< 0.24	< 0.24
1,2,4-Trichlorobenzene	14	70	< 3.1	< 3.9	< 3.9	< 0.95	< 0.95	< 0.31	< 0.31	< 0.31	< 0.31	< 0.31	< 0.31	< 0.31	< 0.34	< 0.077	< 0.077	< 0.077	< 0.95	< 0.95	< 0.31	< 0.31	< 0.31	< 0.31	< 0.31	< 0.31
1,3,5-Trimethylbenzene	96	480	< 3.0	< 3.8	< 3.8	< 0.87	< 0.87	< 0.18	< 0.18	< 0.18	< 0.18	< 0.18	< 0.18	< 0.18	< 0.25	< 0.075	< 0.075	< 0.075	< 0.87	< 0.87	< 0.18	< 0.18	< 0.18	< 0.18	< 0.18	< 0.18
2-Butanone	800	4000	< 120	< 150	< 150	< 2.9	< 2.9	NA	NA	NA	NA	NA	NA	NA	NA	< 3.0	< 3	< 3.0	< 2.9	< 2.9	NA	NA	NA	NA	NA	NA
2-Hexanone	NE	NE	< 38	< 48	< 48	< 2.5	< 5.2	NA	NA	NA	NA	NA	NA	NA	NA	< 0.95	< 0.95	< 0.95	< 2.5	< 5.2	NA	NA	NA	NA	NA	NA
4-Methyl-2-pentanone	50	500	< 31	< 39	< 39	< 1.5	< 4.6	NA	NA	NA	NA	NA	NA	NA	NA	< 0.77	< 0.77	< 0.77	< 1.5	< 4.6	NA	NA	NA	NA	NA	NA
Acetone	1800	9000	< 140	230 J	< 170	< 2.7	< 2.7	NA	NA	NA	NA	NA	NA	NA	NA	< 3.4	< 3.4	< 5.4 U	< 2.7	< 2.7	NA	NA	NA	NA	NA	NA
Benzene	0.5	5	< 3.6	< 4.5	< 4.5	< 0.25	< 0.25	< 0.074	< 0.074	< 0.074	< 0.074	< 0.074	0.23 J	< 0.074	< 0.15	< 0.089	< 0.089	< 0.089	< 0.25	< 0.25	< 0.074	< 0.074	< 0.074	< 0.074	< 0.074	< 0.074
Bromodichloromethane	0.06	0.6	< 3.1	< 3.9	< 3.9	< 0.36	< 0.36	< 0.17	< 0.17	< 0.17	< 0.17	< 0.17	< 0.17	< 0.17	< 0.37	< 0.077	< 0.077	< 0.077	< 0.36	< 0.36	< 0.17	< 0.17	< 0.17	< 0.17	< 0.17	< 0.17
Bromoform	0.44	4.4	< 3.5	< 4.4	< 4.4	< 4.0	< 4.0	< 0.28	< 0.28	< 0.28	< 0.28	< 0.28	< 0.28	< 0.28	< 0.48	< 0.088	< 0.088	< 0.088	< 4.0	< 4.0	< 0.28	< 0.28	< 0.28	< 0.28	< 0.28	< 0.28
Bromomethane	1	10	< 24	< 30	< 30	< 0.97	< 0.97	< 0.31	< 0.31	< 0.31	< 0.31	< 0.31	< 0.31	< 0.31	< 0.80	< 0.59	< 0.59	< 0.59	< 0.97	< 0.97	< 0.31	< 0.31	< 0.31	< 0.31	< 0.31	< 0.31
Carbon disulfide	200	1000	10 J	< 2.7	< 2.7	< 0.37	< 0.45	NA	NA	NA	NA	NA	NA	NA	NA	< 0.053	< 0.053	0.080 J	< 0.37	< 0.45	NA	NA	NA	NA	NA	NA
Carbon tetrachloride	0.5	5	< 1.5	< 1.9	< 1.9	< 0.17	< 1.1	< 0.26	< 0.26	< 0.26	< 0.26	< 0.26	< 0.26	< 0.26	< 0.38	< 0.038	< 0.038	< 0.038	< 0.17	< 1.1	< 0.26	< 0.26	< 0.26	< 0.26	< 0.26	< 0.26
Chloroform	0.6	6	< 2.5	< 3.1	< 3.1	< 1.3	< 1.3	< 0.2	< 0.2	< 0.2	< 0.2	< 0.20	< 0.20	< 0.20	< 0.37	< 0.062	< 0.062	< 0.062	< 1.3	< 1.3	< 0.2	< 0.2	< 0.2	< 0.2	< 0.20	< 0.20
Chloromethane	3	30	***35 BJ***	***9.5 J+***	< 14 U	< 2.2	< 2.2	< 0.18	< 0.18	< 0.18	< 0.18	< 0.18	< 0.18	< 0.18	< 0.32	< 0.16	0.37 J+	< 0.66 U	< 2.2	< 2.2	< 0.18	< 0.18	< 0.18	< 0.18	< 0.18	< 0.18
cis-1,2-Dichloroethene	7	70	***180***	***180***	***160***	***173***	***118***	***9.5***	6.7	6.0	***16***	***17***	***31***	***33***	5.2	0.60	0.48 J	0.50	< 0.27	< 0.27	< 0.12	< 0.12	< 0.12	< 0.12	< 0.12	< 0.12
Dichlorodifluoromethane	200	1000	< 4.4	< 5.5	< 5.5	< 0.50	< 0.50	< 0.2	< 0.2	< 0.2	< 0.2	< 0.20	< 0.20	< 0.20	< 0.54	< 0.11	< 0.11	< 0.11	< 0.50	< 0.50	< 0.2	< 0.2	< 0.2 *	< 0.2	< 0.20	< 0.20
Ethylbenzene	140	700	< 2.2	< 2.7	< 2.7	< 0.22	< 0.32	< 0.13	< 0.13	< 0.13	< 0.13	< 0.13	< 0.13	< 0.13	< 0.18	< 0.054	< 0.054	< 0.054	< 0.22	< 0.32	< 0.13	< 0.13	< 0.13	< 0.13	< 0.13	< 0.13
Isopropylbenzene	NE	NE	< 3.2	< 4.1	< 4.1	< 0.39	< 1.7	< 0.14	< 0.14	< 0.14	< 0.14	< 0.14	< 0.14	< 0.14	< 0.39	< 0.081	< 0.081	< 0.081	< 0.39	< 1.7	< 0.14	< 0.14	< 0.14	< 0.14	< 0.14	< 0.14
m,p-Xylene	400	2000	< 2.3	3 BJ	< 2.9	< 0.47	< 0.47	NA	NA	NA	NA	NA	NA	NA	NA	< 0.057	< 0.057	< 0.057	< 0.47	< 0.47	NA	NA	NA	NA	NA	NA
Methyl tert-butyl ether	12	60	< 5.6	< 7	< 7.0	< 1.2	< 1.2	2.5	1.6	0.86 J	0.90 J	< 0.24	< 0.24	< 0.24	< 0.39	< 0.14	< 0.14	< 0.14	< 1.2	< 1.2	< 0.24	< 0.24	< 0.24	< 0.24	< 0.24	< 0.24
Methylene chloride	0.5	5	< 5.6	< 7	< 7.0	< 0.58	< 0.58	< 0.68	< 0.68	< 0.68	< 0.68	< 0.68	< 0.68	< 0.68	< 1.6	< 0.14	< 0.14	< 0.29 U	< 0.58	< 0.58	< 0.68	< 0.68	< 0.68	< 0.68	< 0.68	< 0.68
Naphthalene	10	100	< 3.5	< 4.4	< 4.4	< 1.2	< 1.2	< 0.16	< 0.16	< 0.16	< 0.16	< 0.16	< 0.16	< 0.16	< 0.34	< 0.088	< 0.088	< 0.15 U	< 1.2	< 1.2	< 0.16	< 0.16	< 0.16	< 0.16	< 0.16	< 0.16
n-Butylbenzene	NE	NE	< 5.6	< 7	< 7.0	< 0.71	< 0.71	< 0.13	< 0.13	< 0.13	< 0.13	< 0.13	< 0.13	< 0.13	< 0.39	< 0.14	< 0.14	< 0.14	< 0.71	< 0.71	< 0.13	< 0.13	< 0.13	< 0.13	< 0.13	< 0.13
n-Hexane	120	600	15 J	< 11	< 11	< 1.7	< 1.7	NA	NA	NA	NA	NA	NA	NA	NA	< 0.21	< 0.21	< 0.21	< 1.7	< 1.7	NA	NA	NA	NA	NA	NA
n-Propylbenzene	NE	NE	< 4.0	< 5	< 5.0	< 0.81	< 0.81	< 0.13	< 0.13	< 0.13	< 0.13	< 0.13	< 0.13	< 0.13	< 0.41	< 0.10	< 0.1	< 0.10	< 0.81	< 0.81	< 0.13	< 0.13	< 0.13	< 0.13	< 0.13	< 0.13
o-Xylene	400	2000	< 2.3	< 2.9	< 2.9	< 0.26	< 0.26	NA	NA	NA	NA	NA	NA	NA	NA	< 0.058	< 0.058	< 0.058	< 0.26	< 0.26	NA	NA	NA	NA	NA	NA
p-Isopropyltoluene	NE	NE	< 3.4	< 4.3	< 4.3	< 0.80	< 0.80	< 0.17	< 0.17	< 0.17	< 0.17	< 0.17	< 0.17	< 0.17	< 0.36	< 0.085	< 0.085	< 0.085	< 0.80	< 0.80	< 0.17	< 0.17	< 0.17	< 0.17	< 0.17	< 0.17
sec-Butylbenzene	NE	NE	< 5.2	< 6.5	< 6.5	< 0.85	< 0.85	< 0.15	< 0.15	< 0.15	< 0.15	< 0.15	< 0.15	< 0.15	< 0.40	< 0.13	< 0.13	< 0.13	< 0.85	< 0.85	< 0.15	< 0.15	< 0.15	< 0.15	< 0.15	< 0.15
Styrene	10	100	< 2.6	3.5 BJ	< 3.3	< 0.47	< 3.0	< 0.1	< 0.1	< 0.1	< 0.1	< 0.10	< 0.10	< 0.10	< 0.39	< 0.065	0.07 BJ	< 0.065	< 0.47	< 3.0	< 0.1	< 0.1	< 0.1	< 0.1	< 0.10	< 0.10
tert-Butylbenzene	NE	NE	< 4.8	< 6	< 6.0	< 0.30	< 0.30	< 0.14	< 0.14	< 0.14	< 0.14	< 0.14	< 0.14	< 0.14	< 0.40	< 0.12	< 0.12	< 0.12	< 0.30	< 0.30	< 0.14	< 0.14	< 0.14	< 0.14	< 0.14	< 0.14
Tetrachloroethene	0.5	5	***1300***	***1800***	***1900***	***2170***	***1620***	***240***	***140***	***110***	***100***	***73***	***86***	***130***	***38***	***10***	***8.9***	***8.5***	***4.2***	***4***	***0.76 J***	< 0.17	< 0.17	***0.76 J***	***0.56 J***	< 0.17
Toluene	160	800	4.8 J	3 J	< 2.7	< 0.17	< 0.27	< 0.11	< 0.11	< 0.11	< 0.11	< 0.11	< 0.11	< 0.11	< 0.15	0.11 J	< 0.053	< 0.053	< 0.17	< 0.27	< 0.11	< 0.11	< 0.11	< 0.11	< 0.11	< 0.11
trans-1,2-Dichloroethene	20	100	< 4.4	< 5.5	< 5.5	1.4 J	0.91 J	< 0.25	< 0.25	< 0.25	< 0.25	< 0.25	< 0.25	< 0.25	< 0.35	< 0.11	< 0.11	< 0.11	< 1.1	< 0.46	< 0.25	< 0.25	< 0.25	< 0.25	< 0.25	< 0.25
Trichloroethene	0.5	5	***170***	***180***	***160***	***191***	***152***	***17***	***12***	***7.7***	***12***	***12***	***21***	***26***	***5.8***	***1.4***	***0.95***	***0.89***	0.43 J	0.32 J	< 0.19	< 0.19	< 0.19	< 0.19	< 0.19	< 0.19
Trichlorofluoromethane	698	3490	< 20	< 25	< 6.5	< 0.21	< 0.21	< 0.19	< 0.19	< 0.19	< 0.19	< 1.0	< 1.0	< 1.0	< 1.0	< 0.50	< 0.5	< 0.13	< 0.21	< 0.21	< 0.19	< 0.19	< 0.19	< 0.19	< 1.0	< 1.0
Vinyl chloride	0.02	0.2	< 6.4	< 8	< 8.0	***0.70 J***	***0.42 J***	< 0.1	< 0.1	< 0.1	***0.34 J***	< 0.10	***0.39 J***	< 0.10	< 0.20	< 0.16	< 0.16	< 0.16	< 0.17	< 0.17	< 0.1	< 0.1	< 0.1	< 0.1	< 0.10	< 0.10
Xylenes, Total	400	2000	< 2.3	< 5.8	< 5.8	< 1.5	< 1.5	< 0.068	< 0.068	< 0.068	< 0.068	< 0.068	< 0.068	< 0.068	< 0.22	< 0.058	< 0.12	< 0.12	< 1.5	< 1.5	< 0.068	< 0.068	< 0.068	< 0.068	< 0.068	< 0.068
Total PCBs																										
Aroclor-1016	0.003	0.03	NA	NA	NA	NA	NA	NA	NA	NA	NA	NA	NA	NA	NA	NA	NA	NA	NA	NA	NA	NA	NA	NA	NA	NA
Aroclor-1232	0.003	0.03	NA	NA	NA	NA	NA	NA	NA	NA	NA	NA	NA	NA	NA	NA	NA	NA	NA	NA	NA	NA	NA	NA	NA	NA
Aroclor-1242	0.003	0.03	NA	NA	NA	NA	NA	NA	NA	NA	NA	NA	NA	NA	NA	NA	NA	NA	NA	NA	NA	NA	NA	NA	NA	NA
Aroclor-1248	0.003	0.03	NA	NA	NA	NA	NA	NA	NA	NA	NA	NA	NA	NA	NA	NA	NA	NA	NA	NA	NA	NA	NA	NA	NA	NA
Total Detected PCBs	0.003	0.03	NA	NA	NA	NA	NA	NA	NA	NA	NA	NA	NA	NA	NA	NA	NA	NA	NA	NA	NA	NA	NA	NA	NA	NA
Dissolved PCBs																										
Aroclor-1016	0.003	0.03	NA	NA	NA	NA	NA	NA	NA	NA	NA	NA	NA	NA	NA	NA	NA	NA	NA	NA	NA	NA	NA	NA	NA	NA
Aroclor-1232	0.003	0.03	NA	NA	NA	NA	NA	NA	NA	NA	NA	NA	NA	NA	NA	NA	NA	NA	NA	NA	NA	NA	NA	NA	NA	NA
Aroclor-1242	0.003	0.03	NA	NA	NA	NA	NA	NA	NA	NA	NA	NA	NA	NA	NA	NA	NA	NA	NA	NA	NA	NA	NA	NA	NA	NA
Aroclor-1248	0.003	0.03	NA	NA	NA	NA	NA	NA	NA	NA	NA	NA	NA	NA	NA	NA	NA	NA	NA	NA	NA	NA	NA	NA	NA	NA
Total Detected PCBs	0.003	0.03	NA	NA	NA	NA		NA	NA	NA	NA	NA	NA	NA	NA	NA	NA	NA	NA		NA	NA	NA	NA	NA	NA
Solids																										
Total Dissolved Solids (mg/L)	NE	NE	NA	NA	NA	NA	NA	NA	NA	NA	NA	NA	NA	NA	NA	NA	NA	NA	NA	NA	NA	NA	NA	NA	NA	NA
Total Suspended Solids (TSS) (mg/L)	NE	NE	NA	NA	NA	NA	NA	NA	NA	NA	NA	NA	NA	NA	NA	NA	NA	NA	NA	NA	NA	NA	NA	NA	NA	NA

Notes on Page 61.

Table 16: Groundwater Analytical Results Summary
Madison-Kipp Corporation
Madison, Wisconsin

WELL ID			MP-16	MP-16	MP-16	MP-16	MP-16	MP-16	MP-16	MP-16	MP-16	MP-16	MP-16	MP-16	MP-16	MP-16	MP-16	MP-16	MP-16	MP-16	MP-16	MP-16
SCREEN INTERVAL (feet bgs)	PREVENTIVE	ENFORCEMENT	106 - 116 ft	106 - 116 ft	106 - 116 ft	106 - 116 ft	106 - 116 ft	106 - 116 ft	106 - 116 ft	106 - 116 ft	106 - 116 ft	106 - 116 ft	106 - 116 ft	106 - 116 ft	106 - 116 ft	140 - 144 ft	140 - 144 ft	140 - 144 ft	140 - 144 ft	140 - 144 ft	140 - 144 ft	140 - 144 ft	140 - 144 ft
SAMPLE DATE	ACTION LIMIT	STANDARD	01/22/2013	04/16/2013	07/23/2013	10/09/2013	04/15/2014	10/16/2014	04/13/2015	10/15/2015	10/11/2016	10/02/2017	10/08/2018	10/09/2019	10/13/2020	01/22/2013	04/16/2013	07/23/2013	10/09/2013	04/15/2014	10/16/2014	04/13/2015	10/15/2015
VOCs																							
1,1,1,2-Tetrachloroethane	7	70	< 0.25	< 0.25	< 0.25	< 0.25	< 0.25	< 0.25	< 0.25	< 0.46	< 0.22	< 0.11	< 0.11	< 0.27	< 0.27	< 0.25	< 0.25	< 0.25	< 0.25	< 0.25	< 0.25	< 0.25	< 0.46
1,1,1-Trichloroethane	40	200	< 0.2	< 0.2	< 0.2	< 0.2	< 0.20	< 0.20	< 0.20	< 0.38	< 0.20	< 0.1	< 0.10	< 0.24	< 0.24	< 0.2	< 0.2	< 0.2	< 0.2	< 0.20	< 0.20	< 0.20	< 0.38
1,1,2-Trichloroethane	0.5	5	< 0.28	< 0.28	< 0.28	< 0.28	< 0.28	< 0.28	< 0.28	< 0.35	< 0.20	< 0.1	< 0.10	< 0.55	< 0.55	< 0.28	< 0.28	< 0.28	< 0.28	< 0.28	< 0.28	< 0.28	< 0.35
1,1-Dichloroethene	0.7	7	< 0.31	< 0.31	< 0.31	< 0.31	< 0.31	< 0.31	< 0.31	< 0.39	< 0.28	< 0.14	< 0.14	< 0.24	< 0.24	< 0.31	< 0.31	< 0.31	< 0.31	< 0.31	< 0.31	< 0.31	< 0.39
1,2,4-Trimethylbenzene	96	480	< 0.14	< 0.14	< 0.14	< 0.14	< 0.14	< 0.14	< 0.14	< 0.36	< 0.12	< 0.06	< 0.060	< 0.84	< 0.84	< 0.14	< 0.14	< 0.14	< 0.14	< 0.14	< 0.14	< 0.14	< 0.36
1,2-Dibromoethane	0.005	0.05	< 0.36	< 0.36	< 0.36	< 0.36	< 0.36	< 0.36	< 0.36	< 0.39	< 0.26	< 0.13	< 0.13	< 0.83	< 0.83	< 0.36	< 0.36	< 0.36	< 0.36	< 0.36	< 0.36	< 0.36	< 0.39
1,2-Dichlorobenzene	60	600	< 0.27	< 0.27	< 0.27	< 0.27	< 0.27	< 0.27	< 0.27	< 0.33	< 0.15	< 0.076	< 0.076	< 0.71	< 0.71	< 0.27	< 0.27	< 0.27	< 0.27	< 0.27	< 0.27	< 0.27	< 0.33
1,2-Dichloroethane	0.5	5	< 0.28	< 0.28	< 0.28	< 0.28	< 0.28	< 0.28	< 0.28	< 0.39	< 0.16	< 0.078	< 0.078	< 0.28	< 0.28	< 0.28	< 0.28	< 0.28	< 0.28	< 0.28	< 0.28	< 0.28	< 0.39
1,2-Dichloropropane	0.5	5	< 0.2	< 0.2	< 0.2	< 0.2	< 0.20	< 0.20	< 0.20	< 0.43	< 0.20	< 0.1	< 0.10	< 0.28	< 0.28	< 0.2	< 0.2	< 0.2	< 0.2	< 0.20	< 0.20	< 0.20	< 0.43
1,2,3-Trichlorobenzene	NE	NE	< 0.24	< 0.24	< 0.24	< 0.24	< 0.24	< 0.24	< 0.24	< 0.46	< 0.090	< 0.045	< 0.045	< 0.63	< 2.2	< 0.24	< 0.24	< 0.24	< 0.24	< 0.24	< 0.24	< 0.24	< 0.46
1,2,4-Trichlorobenzene	14	70	< 0.31	< 0.31	< 0.31	< 0.31	< 0.31	< 0.31	< 0.31	< 0.34	< 0.15	< 0.077	< 0.077	< 0.95	< 0.95	< 0.31	< 0.31	< 0.31	< 0.31	< 0.31	< 0.31	< 0.31	< 0.34
1,3,5-Trimethylbenzene	96	480	< 0.18	< 0.18	< 0.18	< 0.18	< 0.18	< 0.18	< 0.18	< 0.25	< 0.15	< 0.075	< 0.075	< 0.87	< 0.87	< 0.18	< 0.18	< 0.18	< 0.18	< 0.18	< 0.18	< 0.18	< 0.25
2-Butanone	800	4000	NA	NA	NA	NA	NA	NA	NA	NA	< 6.0	< 3	< 3.0	< 2.9	< 2.9	NA	NA	NA	NA	NA	NA	NA	NA
2-Hexanone	NE	NE	NA	NA	NA	NA	NA	NA	NA	NA	< 1.9	< 0.95	< 0.95	< 2.5	< 5.2	NA	NA	NA	NA	NA	NA	NA	NA
4-Methyl-2-pentanone	50	500	NA	NA	NA	NA	NA	NA	NA	NA	< 1.5	< 0.77	< 0.77	< 1.5	< 4.6	NA	NA	NA	NA	NA	NA	NA	NA
Acetone	1800	9000	NA	NA	NA	NA	NA	NA	NA	NA	< 6.8	6.2 J	< 3.6 U	< 2.7	< 2.7	NA	NA	NA	NA	NA	NA	NA	NA
Benzene	0.5	5	< 0.074	< 0.074	< 0.074	< 0.074	< 0.074	< 0.074	< 0.074	< 0.15	< 0.18	< 0.089	< 0.089	< 0.25	< 0.25	< 0.074	< 0.074	< 0.074	< 0.074	< 0.074	< 0.074	< 0.074	< 0.15
Bromodichloromethane	0.06	0.6	< 0.17	< 0.17	< 0.17	< 0.17	< 0.17	< 0.17	< 0.17	< 0.37	< 0.15	< 0.077	< 0.077	< 0.36	< 0.36	< 0.17	< 0.17	< 0.17	< 0.17	< 0.17	< 0.17	< 0.17	< 0.37
Bromoform	0.44	4.4	< 0.28	< 0.28	< 0.28	< 0.28	< 0.28	< 0.28	< 0.28	< 0.48	< 0.18	< 0.088	< 0.088	< 4.0	< 4.0	< 0.28	< 0.28	< 0.28	< 0.28	< 0.28	< 0.28	< 0.28	< 0.48
Bromomethane	1	10	< 0.31	< 0.31	< 0.31	< 0.31	< 0.31	< 0.31	< 0.31	< 0.80	< 1.2	< 0.59	< 0.59	< 0.97	< 0.97	< 0.31	< 0.31	< 0.31	< 0.31	< 0.31	< 0.31	< 0.31	< 0.80
Carbon disulfide	200	1000	NA	NA	NA	NA	NA	NA	NA	NA	< 0.11	< 0.053	< 0.053	< 0.37	< 0.45	NA	NA	NA	NA	NA	NA	NA	NA
Carbon tetrachloride	0.5	5	< 0.26	< 0.26	< 0.26	< 0.26	< 0.26	< 0.26	< 0.26	< 0.38	< 0.076	< 0.038	< 0.038	< 0.17	< 1.1	< 0.26	< 0.26	< 0.26	< 0.26	< 0.26	< 0.26	< 0.26	< 0.38
Chloroform	0.6	6	< 0.2	< 0.2	< 0.2	< 0.2	< 0.20	< 0.20	< 0.20	< 0.37	< 0.12	< 0.062	< 0.062	< 1.3	< 1.3	< 0.2	< 0.2	< 0.2	< 0.2	< 0.20	< 0.20	< 0.20	< 0.37
Chloromethane	3	30	< 0.18	< 0.18	< 0.18	< 0.18	< 0.18	< 0.18	< 0.18	< 0.32	0.74 BJ	1.6 J	< 0.65 U	< 2.2	< 2.2	< 0.18	< 0.18	< 0.18	< 0.18	< 0.18	< 0.18	< 0.18	< 0.32
cis-1,2-Dichloroethene	7	70	2.6	5.8	***9.5***	***10***	5.4	***10***	6.4	***7***	6.4	4.5	5.1	6.8	5.5	1.9	1.2	< 0.12	< 0.12	1.4	1.4	1.2	1.2
Dichlorodifluoromethane	200	1000	< 0.2	< 0.2	< 0.2 *	< 0.2	< 0.20	< 0.20	< 0.20	< 0.54	< 0.22	< 0.11	< 0.11	< 0.50	< 0.50	< 0.2	< 0.2	< 0.2 *	< 0.2	< 0.20	< 0.20	< 0.20	< 0.54
Ethylbenzene	140	700	< 0.13	< 0.13	< 0.13	< 0.13	< 0.13	< 0.13	< 0.13	< 0.18	< 0.11	< 0.054	< 0.054	< 0.22	< 0.32	< 0.13	< 0.13	< 0.13	< 0.13	< 0.13	< 0.13	< 0.13	< 0.18
Isopropylbenzene	NE	NE	< 0.14	< 0.14	< 0.14	< 0.14	< 0.14	< 0.14	< 0.14	< 0.39	< 0.16	< 0.081	< 0.081	< 0.39	< 1.7	< 0.14	< 0.14	< 0.14	< 0.14	< 0.14	< 0.14	< 0.14	< 0.39
m,p-Xylene	400	2000	NA	NA	NA	NA	NA	NA	NA	NA	< 0.11	0.06 BJ	< 0.057	< 0.47	< 0.47	NA	NA	NA	NA	NA	NA	NA	NA
Methyl tert-butyl ether	12	60	< 0.24	< 0.24	< 0.24	< 0.24	< 0.24	< 0.24	< 0.24	< 0.39	< 0.28	< 0.14	< 0.14	< 1.2	< 1.2	< 0.24	< 0.24	< 0.24	< 0.24	< 0.24	< 0.24	< 0.24	< 0.39
Methylene chloride	0.5	5	< 0.68	< 0.68	< 0.68	< 0.68	< 0.68	< 0.68	< 0.68	< 1.6	< 0.28	< 0.14	< 0.24 U	< 0.58	< 0.58	< 0.68	< 0.68	< 0.68	< 0.68	< 0.68	< 0.68	< 0.68	< 1.6
Naphthalene	10	100	< 0.16	< 0.16	< 0.16	< 0.16	< 0.16	< 0.16	< 0.16	< 0.34	< 0.18	< 0.088	< 0.088	< 1.2	< 1.2	< 0.16	< 0.16	< 0.16	< 0.16	< 0.16	< 0.16	< 0.16	< 0.34
n-Butylbenzene	NE	NE	< 0.13	< 0.13	< 0.13	< 0.13	< 0.13	< 0.13	< 0.13	< 0.39	< 0.28	< 0.14	< 0.14	< 0.71	< 0.71	< 0.13	< 0.13	< 0.13	< 0.13	< 0.13	< 0.13	< 0.13	< 0.39
n-Hexane	120	600	NA	NA	NA	NA	NA	NA	NA	< 0.42	< 0.21	< 0.21	< 1.7	< 1.7	NA	NA	NA	NA	NA	NA	NA	NA	
n-Propylbenzene	NE	NE	< 0.13	< 0.13	< 0.13	< 0.13	< 0.13	< 0.13	< 0.13	< 0.41	< 0.20	< 0.1	< 0.10	< 0.81	< 0.81	< 0.13	< 0.13	< 0.13	< 0.13	< 0.13	< 0.13	< 0.13	< 0.41
o-Xylene	400	2000	NA	NA	NA	NA	NA	NA	NA	NA	< 0.12	< 0.058	< 0.058	< 0.26	< 0.26	NA	NA	NA	NA	NA	NA	NA	NA
p-Isopropyltoluene	NE	NE	< 0.17	< 0.17	< 0.17	< 0.17	< 0.17	< 0.17	< 0.17	< 0.36	< 0.17	< 0.085	< 0.085	< 0.80	< 0.80	< 0.17	< 0.17	< 0.17	< 0.17	< 0.17	< 0.17	< 0.17	< 0.36
sec-Butylbenzene	NE	NE	< 0.15	< 0.15	< 0.15	< 0.15	< 0.15	< 0.15	< 0.15	< 0.40	< 0.26	< 0.13	< 0.13	< 0.85	< 0.85	< 0.15	< 0.15	< 0.15	< 0.15	< 0.15	< 0.15	< 0.15	< 0.40
Styrene	10	100	< 0.1	< 0.1	< 0.1	< 0.1	< 0.10	< 0.10	< 0.10	< 0.39	< 0.13	< 0.065	< 0.065	< 0.47	< 3.0	< 0.1	< 0.1	< 0.1	< 0.1	< 0.10	< 0.10	< 0.10	< 0.39
tert-Butylbenzene	NE	NE	< 0.14	< 0.14	< 0.14	< 0.14	< 0.14	< 0.14	< 0.14	< 0.40	< 0.24	< 0.12	< 0.12	< 0.30	< 0.30	< 0.14	< 0.14	< 0.14	< 0.14	< 0.14	< 0.14	< 0.14	< 0.40
Tetrachloroethene	0.5	5	***23***	***330***	***90***	***94***	***330***	***110***	***120***	***89***	***68***	***45***	***53***	***59***	***62.6***	***14***	***11***	***23***	***37***	***38***	***35***	***27***	***33***
Toluene	160	800	< 0.11	< 0.11	< 0.11	< 0.11	< 0.11	< 0.11	< 0.11	< 0.15	0.16 J	< 0.053	< 0.053	< 0.17	< 0.27	< 0.11	< 0.11	< 0.11	< 0.11	< 0.11	< 0.11	< 0.11	< 0.15
trans-1,2-Dichloroethene	20	100	< 0.25	< 0.25	< 0.25	< 0.25	< 0.25	< 0.25	< 0.25	< 0.35	< 0.22	< 0.11	< 0.11	< 1.1	< 0.46	< 0.25	< 0.25	< 0.25	< 0.25	< 0.25	< 0.25	< 0.25	< 0.35
Trichloroethene	0.5	5	***3.8***	***44***	***12***	***13***	***30***	***16***	***12***	***10***	***9.2***	***7.1***	***6.6***	***9.6***	***9***	***2.1***	***2***	***3***	***6.1***	***6.1***	***6.9***	***5.3***	***5.7***
Trichlorofluoromethane	698	3490	< 0.19	< 0.19	< 0.19	< 0.19	< 1.0	< 1.0	< 1.0	< 1.0	< 1.0	< 0.5	< 0.13	< 0.21	< 0.21	< 0.19	< 0.19	< 0.19	< 0.19	< 1.0	< 1.0	< 1.0	< 1.0
Vinyl chloride	0.02	0.2	< 0.1	< 0.1	< 0.1	< 0.1	< 0.10	< 0.10	< 0.10	< 0.20	< 0.32	< 0.16	< 0.16	< 0.17	< 0.17	< 0.1	< 0.1	< 0.1	< 0.1	< 0.10	< 0.10	< 0.10	< 0.20
Xylenes, Total	400	2000	< 0.068	< 0.068	< 0.068	< 0.068	< 0.068	< 0.068	< 0.068	< 0.22	< 0.12	< 0.12	< 0.12	< 1.5	< 1.5	< 0.068	< 0.068	< 0.068	< 0.068	< 0.068	< 0.068	< 0.068	< 0.22
Total PCBs																							
Aroclor-1016	0.003	0.03	NA	NA	NA	NA	NA	NA	NA	NA	NA	NA	NA	NA	NA	NA	NA	NA	NA	NA	NA	NA	NA
Aroclor-1232	0.003	0.03	NA	NA	NA	NA	NA	NA	NA	NA	NA	NA	NA	NA	NA	NA	NA	NA	NA	NA	NA	NA	NA
Aroclor-1242	0.003	0.03	NA	NA	NA	NA	NA	NA	NA	NA	NA	NA	NA	NA	NA	NA	NA	NA	NA	NA	NA	NA	NA
Aroclor-1248	0.003	0.03	NA	NA	NA	NA	NA	NA	NA	NA	NA	NA	NA	NA	NA	NA	NA	NA	NA	NA	NA	NA	NA
Total Detected PCBs	0.003	0.03	NA	NA	NA	NA	NA	NA	NA	NA	NA	NA	NA	NA	NA	NA	NA	NA	NA	NA	NA	NA	NA
Dissolved PCBs																							
Aroclor-1016	0.003	0.03	NA	NA	NA	NA	NA	NA	NA	NA	NA	NA	NA	NA	NA	NA	NA	NA	NA	NA	NA	NA	NA
Aroclor-1232	0.003	0.03	NA	NA	NA	NA	NA	NA	NA	NA	NA	NA	NA	NA	NA	NA	NA	NA	NA	NA	NA	NA	NA
Aroclor-1242	0.003	0.03	NA	NA	NA	NA	NA	NA	NA	NA	NA	NA	NA	NA	NA	NA	NA	NA	NA	NA	NA	NA	NA
Aroclor-1248	0.003	0.03	NA	NA	NA	NA	NA	NA	NA	NA	NA	NA	NA	NA	NA	NA	NA	NA	NA	NA	NA	NA	NA
Total Detected PCBs	0.003	0.03	NA	NA	NA	NA	NA	NA	NA	NA	NA	NA	NA	NA		NA	NA	NA	NA	NA	NA	NA	NA
Solids																							
Total Dissolved Solids (mg/L)	NE	NE	NA	NA	NA	NA	NA	NA	NA	NA	NA	NA	NA	NA	NA	NA	NA	NA	NA	NA	NA	NA	NA
Total Suspended Solids (TSS) (mg/L)	NE	NE	NA	NA	NA	NA	NA	NA	NA	NA	NA	NA	NA	NA	NA	NA	NA	NA	NA	NA	NA	NA	NA

Notes on Page 61.

Table 16: Groundwater Analytical Results Summary
Madison-Kipp Corporation
Madison, Wisconsin

WELL ID			MP-16	MP-16	MP-16	MP-16	MP-16	MP-16	MP-16	MP-16	MP-16	MP-16	MP-16	MP-16	MP-16	MP-16	MP-16	MP-16	MP-16	MP-16	MP-16
SCREEN INTERVAL (feet bgs)	PREVENTIVE	ENFORCEMENT	140 - 144 ft	140 - 144 ft	140 - 144 ft	140 - 144 ft	140 - 144 ft	140 - 144 ft	140 - 144 ft	140 - 144 ft	140 - 144 ft	140 - 144 ft	140 - 144 ft	140 - 144 ft	175 - 179 ft	175 - 179 ft	175 - 179 ft	175 - 179 ft	175 - 179 ft	175 - 179 ft	175 - 179 ft	175 - 179 ft
SAMPLE DATE	ACTION LIMIT	STANDARD	01/20/2016	04/19/2016	07/18/2016	10/11/2016	1/18/2017	04/10/2017	10/02/2017	04/02/2018	10/08/2018	04/08/2019	10/09/2019	10/13/2020	01/22/2013	04/16/2013	07/23/2013	10/09/2013	04/15/2014	10/16/2014	04/13/2015	10/15/2015	10/11/2016
VOCs																							
1,1,1,2-Tetrachloroethane	7	70	< 0.11	< 0.22	< 0.11	< 0.11	< 0.11	< 0.11	< 0.11	< 0.11	< 0.11	< 0.27	< 0.27	< 0.27	< 0.25	< 0.25	< 0.25	< 0.25	< 0.25	< 0.25	< 0.25	< 0.46	< 0.11
1,1,1-Trichloroethane	40	200	< 0.10	< 0.20	< 0.10	< 0.10	< 0.10	< 0.10	< 0.1	< 0.10	< 0.10	< 0.24	< 0.24	< 0.24	< 0.2	< 0.2	< 0.2	< 0.2	< 0.20	< 0.20	< 0.20	< 0.38	< 0.10
1,1,2-Trichloroethane	0.5	5	< 0.10	< 0.20	< 0.10	< 0.10	< 0.10	< 0.10	< 0.1	< 0.10	< 0.10	< 0.55	< 0.55	< 0.55	< 0.28	< 0.28	< 0.28	< 0.28	< 0.28	< 0.28	< 0.28	< 0.35	< 0.10
1,1-Dichloroethene	0.7	7	< 0.14	< 0.28	< 0.14	< 0.14	< 0.14	< 0.14	< 0.14	< 0.14	< 0.14	< 0.24	< 0.24	< 0.24	< 0.31	< 0.31	< 0.31	< 0.31	< 0.31	< 0.31	< 0.31	< 0.39	< 0.14
1,2,4-Trimethylbenzene	96	480	< 0.060	< 0.12	< 0.060	< 0.060	< 0.060	< 0.060	< 0.06	< 0.060	< 0.060	< 0.84	< 0.84	< 0.84	< 0.14	< 0.14	< 0.14	< 0.14	< 0.14	< 0.14	< 0.14	< 0.36	< 0.060
1,2-Dibromoethane	0.005	0.05	< 0.13	< 0.26	< 0.13	< 0.13	< 0.13	< 0.13	< 0.13	< 0.13	< 0.13	< 0.83	< 0.83	< 0.83	< 0.36	< 0.36	< 0.36	< 0.36	< 0.36	< 0.36	< 0.36	< 0.39	< 0.13
1,2-Dichlorobenzene	60	600	< 0.076	< 0.15	< 0.076	< 0.076	< 0.076	< 0.076	< 0.076	< 0.076	< 0.076	< 0.71	< 0.71	< 0.71	< 0.27	< 0.27	< 0.27	< 0.27	< 0.27	< 0.27	< 0.27	< 0.33	< 0.076
1,2-Dichloroethane	0.5	5	< 0.078	< 0.16	< 0.078	< 0.078	< 0.078	< 0.078	< 0.078	< 0.078	< 0.078	< 0.28	< 0.28	< 0.28	< 0.28	< 0.28	< 0.28	< 0.28	< 0.28	< 0.28	< 0.28	< 0.39	< 0.078
1,2-Dichloropropane	0.5	5	< 0.10	< 0.20	< 0.10	< 0.10	< 0.10	< 0.10	< 0.1	< 0.10	< 0.10	< 0.28	< 0.28	< 0.28	< 0.2	< 0.2	< 0.2	< 0.2	< 0.20	< 0.20	< 0.20	< 0.43	< 0.10
1,2,3-Trichlorobenzene	NE	NE	< 0.045	< 0.090	< 0.045	< 0.045	< 0.045	< 0.045	< 0.045	< 0.045	< 0.045	< 0.63	< 0.63	< 2.2	< 0.24	< 0.24	< 0.24	< 0.24	< 0.24	< 0.24	< 0.24	< 0.46	< 0.045
1,2,4-Trichlorobenzene	14	70	< 0.077	< 0.15	< 0.077	< 0.077	< 0.077	< 0.077	< 0.077	< 0.077	< 0.077	< 0.95	< 0.95	< 0.95	< 0.31	< 0.31	< 0.31	< 0.31	< 0.31	< 0.31	< 0.31	< 0.34	< 0.077
1,3,5-Trimethylbenzene	96	480	< 0.075	< 0.15	< 0.075	< 0.075	< 0.075	< 0.075	< 0.075	< 0.075	< 0.075	< 0.87	< 0.87	< 0.87	< 0.18	< 0.18	< 0.18	< 0.18	< 0.18	< 0.18	< 0.18	< 0.25	< 0.075
2-Butanone	800	4000	< 3.0	< 6.0	< 3.0	< 3.0	< 3.0	< 3.0	< 3	< 3.0	< 3.0	< 2.9	< 2.9	< 2.9	NA	NA	NA	NA	NA	NA	NA	NA	< 3.0
2-Hexanone	NE	NE	2.2 J	< 1.9	< 0.95	< 0.95	< 0.95	< 0.95	< 0.95	< 0.95	< 0.95	< 2.5	< 2.5	< 5.2	NA	NA	NA	NA	NA	NA	NA	NA	< 0.95
4-Methyl-2-pentanone	50	500	< 0.77	< 1.5	< 0.77	< 0.77	< 0.77	< 0.77	< 0.77	< 0.77	< 0.77	< 1.5	< 1.5	< 4.6	NA	NA	NA	NA	NA	NA	NA	NA	< 0.77
Acetone	1800	9000	< 3.4	< 6.8	< 3.4	< 3.4	< 3.4	< 3.4	< 3.4	< 3.4	< 5.5 U	< 2.7	< 2.7	< 2.7	NA	NA	NA	NA	NA	NA	NA	NA	< 3.4
Benzene	0.5	5	< 0.089	< 0.18	< 0.089	< 0.089	< 0.089	< 0.089	< 0.089	< 0.089	< 0.089	< 0.25	< 0.25	< 0.25	< 0.074	< 0.074	< 0.074	< 0.074	< 0.074	< 0.074	< 0.074	< 0.15	< 0.089
Bromodichloromethane	0.06	0.6	< 0.077	< 0.15	< 0.077	< 0.077	< 0.077	< 0.077	< 0.077	< 0.077	< 0.077	< 0.36	< 0.36	< 0.36	< 0.17	< 0.17	< 0.17	< 0.17	< 0.17	< 0.17	< 0.17	< 0.37	< 0.077
Bromoform	0.44	4.4	< 0.088	< 0.18	< 0.088	< 0.088	< 0.088	< 0.088	< 0.088	< 0.088	< 0.088	< 4.0	< 4.0	< 4.0	< 0.28	< 0.28	< 0.28	< 0.28	< 0.28	< 0.28	< 0.28	< 0.48	< 0.088
Bromomethane	1	10	< 0.59	< 1.2	< 0.59	< 0.59	< 0.59	< 0.59	< 0.59	< 0.59	< 0.59	< 0.97	< 0.97	< 0.97	< 0.31	< 0.31	< 0.31	< 0.31	< 0.31	< 0.31	< 0.31	< 0.80	< 0.59
Carbon disulfide	200	1000	< 0.053	< 0.11	< 0.053	< 0.053	< 0.053	< 0.053	< 0.053	< 0.053	< 0.053	< 0.37	< 0.37	< 0.45	NA	NA	NA	NA	NA	NA	NA	NA	< 0.053
Carbon tetrachloride	0.5	5	< 0.038	< 0.076	< 0.038	< 0.038	< 0.038	< 0.038	< 0.038	< 0.038	< 0.038	< 0.17	< 0.17	< 1.1	< 0.26	< 0.26	< 0.26	< 0.26	< 0.26	< 0.26	< 0.26	< 0.38	< 0.038
Chloroform	0.6	6	< 0.062	< 0.12	< 0.062	< 0.062	< 0.062	< 0.062	< 0.062	< 0.062	< 0.062	< 1.3	< 1.3	< 1.3	< 0.2	< 0.2	< 0.2	< 0.2	< 0.20	< 0.20	< 0.20	< 0.37	< 0.062
Chloromethane	3	30	< 0.16	< 0.32	< 0.16	0.60 BJ	0.55 BJ	< 0.16	0.4 J	< 0.16	< 0.59 U	< 2.2	< 2.2	< 2.2	< 0.18	< 0.18	< 0.18	< 0.18	< 0.18	< 0.18	< 0.18	< 0.32	< 0.16
cis-1,2-Dichloroethene	7	70	1.2	1.4	1.4	1.7	1.5 B	1.5	1.8	2.2	2.0	2.4	3.9	3.6	1.9	0.99 J	< 0.12	< 0.12	< 0.12	< 0.12	< 0.12	< 0.41	< 0.11
Dichlorodifluoromethane	200	1000	< 0.11	< 0.22	< 0.11	< 0.11	< 0.11	< 0.11	< 0.11	< 0.11	< 0.11	< 0.50	< 0.50	< 0.50	< 0.2	< 0.2	< 0.2 *	< 0.2	< 0.20	< 0.20	< 0.20	< 0.54	< 0.11
Ethylbenzene	140	700	< 0.054	< 0.11	< 0.054	< 0.054	< 0.054	< 0.054	< 0.054	< 0.054	< 0.054	< 0.22	< 0.22	< 0.32	< 0.13	< 0.13	< 0.13	< 0.13	< 0.13	< 0.13	< 0.13	< 0.18	< 0.054
Isopropylbenzene	NE	NE	< 0.081	< 0.16	< 0.081	< 0.081	< 0.081	< 0.081	< 0.081	< 0.081	< 0.081	< 0.39	< 0.39	< 1.7	< 0.14	< 0.14	< 0.14	< 0.14	< 0.14	< 0.14	< 0.14	< 0.39	< 0.081
m,p-Xylene	400	2000	< 0.057	< 0.11	< 0.057	< 0.057	< 0.057	< 0.057	< 0.057	0.060 J	< 0.057	< 0.47	< 0.47	< 0.47	NA	NA	NA	NA	NA	NA	NA	NA	< 0.057
Methyl tert-butyl ether	12	60	< 0.14	< 0.28	< 0.14	< 0.14	< 0.14	< 0.14	< 0.14	< 0.14	< 0.14	< 1.2	< 1.2	< 1.2	< 0.24	< 0.24	< 0.24	< 0.24	< 0.24	< 0.24	< 0.24	< 0.39	< 0.14
Methylene chloride	0.5	5	0.35 J	< 0.28	< 0.14	< 0.14	0.27 BJ	< 0.14	< 0.14	0.24 J	< 0.25 U	< 0.58	< 0.58	< 0.58	< 0.68	< 0.68	< 0.68	< 0.68	< 0.68	< 0.68	< 0.68	< 1.6	< 0.14
Naphthalene	10	100	< 0.088	< 0.18	< 0.088	< 0.088	< 0.088	< 0.088	< 0.088	< 0.088	< 0.088	< 1.2	< 1.2	< 1.2	< 0.16	< 0.16	< 0.16	< 0.16	< 0.16	< 0.16	< 0.16	< 0.34	< 0.088
n-Butylbenzene	NE	NE	< 0.14	< 0.28	< 0.14	< 0.14	< 0.14	< 0.14	< 0.14	< 0.14	< 0.14	< 0.71	< 0.71	< 0.71	< 0.13	< 0.13	< 0.13	< 0.13	< 0.13	< 0.13	< 0.13	< 0.39	< 0.14
n-Hexane	120	600	< 0.21	< 0.42	< 0.21	< 0.21	< 0.21	< 0.21	< 0.21	< 0.21	< 0.21	< 1.7	< 1.7	< 1.7	NA	NA	NA	NA	NA	NA	NA	NA	< 0.21
n-Propylbenzene	NE	NE	< 0.10	< 0.20	< 0.10	< 0.10	< 0.10	< 0.10	< 0.1	< 0.10	< 0.10	< 0.81	< 0.81	< 0.81	< 0.13	< 0.13	< 0.13	< 0.13	< 0.13	< 0.13	< 0.13	< 0.41	< 0.10
o-Xylene	400	2000	< 0.058	< 0.12	< 0.058	< 0.058	< 0.058	< 0.058	< 0.058	< 0.058	< 0.058	< 0.26	< 0.26	< 0.26	NA	NA	NA	NA	NA	NA	NA	NA	< 0.058
p-Isopropyltoluene	NE	NE	< 0.085	< 0.17	< 0.085	< 0.085	< 0.085	< 0.085	< 0.085	< 0.085	< 0.085	< 0.80	< 0.80	< 0.80	< 0.17	< 0.17	< 0.17	< 0.17	< 0.17	< 0.17	< 0.17	< 0.36	< 0.085
sec-Butylbenzene	NE	NE	< 0.13	< 0.26	< 0.13	< 0.13	< 0.13	< 0.13	< 0.13	< 0.13	< 0.13	< 0.85	< 0.85	< 0.85	< 0.15	< 0.15	< 0.15	< 0.15	< 0.15	< 0.15	< 0.15	< 0.40	< 0.13
Styrene	10	100	< 0.065	< 0.13	< 0.065	< 0.065	< 0.065	< 0.065	< 0.065	< 0.065	< 0.065	< 0.47	< 0.47	< 3.0	< 0.1	< 0.1	< 0.1	< 0.1	< 0.10	< 0.10	< 0.10	< 0.39	< 0.065
tert-Butylbenzene	NE	NE	< 0.12	< 0.24	< 0.12	< 0.12	< 0.12	< 0.12	< 0.12	< 0.12	< 0.12	< 0.30	< 0.30	< 0.30	< 0.14	< 0.14	< 0.14	< 0.14	< 0.14	< 0.14	< 0.14	< 0.40	< 0.12
Tetrachloroethene	0.5	5	***30***	***28***	***35***	***29***	***26***	***37***	***30***	***38***	***28***	***37.8***	***52.2***	***62.7***	***13***	***6.7***	***2.2***	***3.7***	***3.8***	***4.8***	***4.2***	***2.7***	***3.1***
Toluene	160	800	< 0.053	< 0.11	< 0.053	< 0.053	0.14 BJ	< 0.053	< 0.053	0.060 J	< 0.053	< 0.17	< 0.17	< 0.27	< 0.11	< 0.11	< 0.11	< 0.11	< 0.11	< 0.11	< 0.11	< 0.15	0.080 J
trans-1,2-Dichloroethene	20	100	< 0.11	< 0.22	< 0.11	< 0.11	< 0.11	< 0.11	< 0.11	< 0.11	< 0.11	< 1.1	< 1.1	< 0.46	< 0.25	< 0.25	< 0.25	< 0.25	< 0.25	< 0.25	< 0.25	< 0.35	< 0.11
Trichloroethene	0.5	5	***5.1***	***5***	***5.9***	***6.1***	***5.2***	***6.4***	***6.3***	***8.2***	***6.1***	***7.9***	***11.3***	***12.7***	***2.2***	***1.2***	0.42 J	***0.98***	***0.87***	***0.98***	***0.69***	0.42 J	***0.54***
Trichlorofluoromethane	698	3490	< 0.50	< 1.0	< 0.50	< 0.50	< 0.50	< 0.50	< 0.5	< 0.5	< 0.13	< 0.21	< 0.21	< 0.21	< 0.19	< 0.19	< 0.19	< 0.19	< 1.0	< 1.0	< 1.0	< 1.0	< 0.50
Vinyl chloride	0.02	0.2	< 0.16	< 0.32	< 0.16	< 0.16	< 0.16	< 0.16	< 0.16	< 0.16	< 0.16	< 0.17	< 0.17	< 0.17	< 0.1	< 0.1	< 0.1	< 0.1	< 0.10	< 0.10	< 0.10	< 0.20	< 0.16
Xylenes, Total	400	2000	< 0.058	< 0.12	< 0.058	< 0.058	< 0.12	< 0.12	< 0.12	< 0.12	< 0.12	< 1.5	< 1.5	< 1.5	< 0.068	< 0.068	< 0.068	< 0.068	< 0.068	< 0.068	< 0.068	< 0.22	< 0.058
Total PCBs																							
Aroclor-1016	0.003	0.03	NA	NA	NA	NA	NA	NA	NA	NA	NA	NA	NA	NA	NA	NA	NA	NA	NA	NA	NA	NA	NA
Aroclor-1232	0.003	0.03	NA	NA	NA	NA	NA	NA	NA	NA	NA	NA	NA	NA	NA	NA	NA	NA	NA	NA	NA	NA	NA
Aroclor-1242	0.003	0.03	NA	NA	NA	NA	NA	NA	NA	NA	NA	NA	NA	NA	NA	NA	NA	NA	NA	NA	NA	NA	NA
Aroclor-1248	0.003	0.03	NA	NA	NA	NA	NA	NA	NA	NA	NA	NA	NA	NA	NA	NA	NA	NA	NA	NA	NA	NA	NA
Total Detected PCBs	0.003	0.03	NA	NA	NA	NA	NA	NA	NA	NA	NA	NA	NA	NA	NA	NA	NA	NA	NA	NA	NA	NA	NA
Dissolved PCBs																							
Aroclor-1016	0.003	0.03	NA	NA	NA	NA	NA	NA	NA	NA	NA	NA	NA	NA	NA	NA	NA	NA	NA	NA	NA	NA	NA
Aroclor-1232	0.003	0.03	NA	NA	NA	NA	NA	NA	NA	NA	NA	NA	NA	NA	NA	NA	NA	NA	NA	NA	NA	NA	NA
Aroclor-1242	0.003	0.03	NA	NA	NA	NA	NA	NA	NA	NA	NA	NA	NA	NA	NA	NA	NA	NA	NA	NA	NA	NA	NA
Aroclor-1248	0.003	0.03	NA	NA	NA	NA	NA	NA	NA	NA	NA	NA	NA	NA	NA	NA	NA	NA	NA	NA	NA	NA	NA
Total Detected PCBs	0.003	0.03	NA	NA	NA	NA	NA	NA	NA	NA	NA	NA	NA		NA	NA	NA	NA	NA	NA	NA	NA	NA
Solids																							
Total Dissolved Solids (mg/L)	NE	NE	NA	NA	NA	NA	NA	NA	NA	NA	NA	NA	NA	NA	NA	NA	NA	NA	NA	NA	NA	NA	NA
Total Suspended Solids (TSS) (mg/L)	NE	NE	NA	NA	NA	NA	NA	NA	NA	NA	NA	NA	NA	NA	NA	NA	NA	NA	NA	NA	NA	NA	NA

Notes on Page 61.

Table 16: Groundwater Analytical Results Summary
Madison-Kipp Corporation
Madison, Wisconsin

WELL ID			MP-16	MP-16	MP-16	MP-16	MW-17	MW-17	MW-17	MW-17	MW-17	MW-17	MW-17	MW-17	MW-17	MW-17	MW-17	MW-17	MW-17	MW-17	MW-17	MW-17	MW-17	MW-17	MW-17
SCREEN INTERVAL (feet bgs)	PREVENTIVE	ENFORCEMENT	175 - 179 ft	175 - 179 ft	175 - 179 ft	175 - 179 ft	160 - 170 ft	160 - 170 ft	160 - 170 ft	160 - 170 ft	160 - 170 ft	160 - 170 ft	160 - 170 ft	160 - 170 ft	160 - 170 ft	160 - 170 ft	160 - 170 ft	160 - 170 ft	160 - 170 ft	160 - 170 ft	160 - 170 ft	160 - 170 ft	160 - 170 ft	160 - 170 ft	160 - 170 ft
SAMPLE DATE	ACTION LIMIT	STANDARD	10/02/2017	10/08/2018	10/09/2019	10/13/2020	01/17/2013	04/20/2013	07/18/2013	10/08/2013	04/22/2014	10/22/2014	04/15/2015	10/22/2015	01/22/2016	04/20/2016	07/19/2016	10/12/2016	1/20/2017	04/12/2017	10/09/2017	04/04/2018	10/15/2018	04/11/2019	10/11/2019	10/15/2020
VOCs																									
1,1,1,2-Tetrachloroethane	7	70	< 0.11	< 0.11	< 0.27	< 0.27	< 0.5	< 0.5	< 0.25	< 0.5	< 0.50	< 0.50	< 1.3	< 0.92	< 5.5	< 11	< 2.8	< 2.2	< 5.5	< 5.5	< 2.8	< 2.8	< 5.5	< 2.7	< 2.7	< 0.27
1,1,1-Trichloroethane	40	200	< 0.1	< 0.10	< 0.24	< 0.24	< 0.4	< 0.4	< 0.2	< 0.4	< 0.40	< 0.40	< 1.0	< 0.76	< 5.0	< 10	< 2.5	< 2.0	< 5.0	< 5.0	< 2.5	< 2.5	< 5.0	< 2.4	< 2.4	< 0.24
1,1,2-Trichloroethane	0.5	5	< 0.1	< 0.10	< 0.55	< 0.55	< 0.56	***11***	< 0.28	< 0.56	< 0.56	< 0.56	< 1.4	< 0.70	< 5.0	< 10	< 2.5	< 2.0	< 5.0	< 5.0	< 2.5	< 2.5	< 5.0	< 5.5	< 5.5	< 0.55
1,1-Dichloroethene	0.7	7	< 0.14	< 0.14	< 0.24	< 0.24	< 0.62	< 0.62	< 0.31	< 0.62	< 0.62	< 0.62	< 1.6	< 0.78	< 7.0	< 14	< 3.5	< 2.8	< 7.0	< 7.0	< 3.5	< 3.5	< 7.0	< 2.4	< 2.4	< 0.24
1,2,4-Trimethylbenzene	96	480	< 0.06	< 0.060	< 0.84	< 0.84	< 0.28	< 0.28	< 0.14	< 0.28	< 0.28	< 0.28	< 0.70	< 0.72	< 3.0	< 6.0	< 1.5	< 1.2	< 3.0	< 3.0	< 1.5	< 1.5	< 3.0	< 8.4	< 8.4	< 0.84
1,2-Dibromoethane	0.005	0.05	< 0.13	< 0.13	< 0.83	< 0.83	< 0.72	< 0.72	< 0.36	< 0.72	< 0.72	< 0.72	< 1.8	< 0.77	< 6.5	< 13	< 3.3	< 2.6	< 6.5	< 6.5	< 3.3	< 3.3	< 6.5	< 8.3	< 8.3	< 0.83
1,2-Dichlorobenzene	60	600	< 0.076	< 0.076	< 0.71	< 0.71	< 0.54	< 0.54	< 0.27	< 0.54	< 0.54	< 0.54	< 1.4	< 0.67	< 3.8	< 7.6	< 1.9	< 1.5	< 3.8	< 3.8	< 1.9	< 1.9	< 3.8	< 7.1	< 7.1	< 0.71
1,2-Dichloroethane	0.5	5	< 0.078	< 0.078	< 0.28	< 0.28	< 0.56	< 0.56	< 0.28	< 0.56	< 0.56	< 0.56	< 1.4	< 0.78	< 3.9	< 7.8	< 2.0	< 1.6	< 3.9	< 3.9	< 2	< 2	< 3.9	< 2.8	< 2.8	< 0.28
1,2-Dichloropropane	0.5	5	< 0.1	< 0.10	< 0.28	< 0.28	< 0.4	< 0.4	< 0.2	< 0.4	< 0.40	< 0.40	< 1.0	< 0.86	< 5.0	< 10	< 2.5	< 2.0	< 5.0	< 5.0	< 2.5	< 2.5	< 5.0	< 2.8	< 2.8	< 0.28
1,2,3-Trichlorobenzene	NE	NE	< 0.045	< 0.045	< 0.63	< 2.2	< 0.48	< 0.48	< 0.24	< 0.48	< 0.48	< 0.48	< 1.2	< 0.92	< 2.3	< 4.5	< 1.1	< 0.90	< 2.3	< 2.3	< 1.1	< 1.1	< 2.3	< 6.3	< 6.3	< 2.2
1,2,4-Trichlorobenzene	14	70	< 0.077	< 0.077	< 0.95	< 0.95	< 0.62	< 0.62	< 0.31	< 0.62	< 0.62	< 0.62	< 1.6	< 0.68	< 3.9	< 7.7	< 1.9	< 1.5	< 3.9	< 3.9	< 1.9	< 1.9	< 3.9	< 9.5	< 9.5	< 0.95
1,3,5-Trimethylbenzene	96	480	< 0.075	< 0.075	< 0.87	< 0.87	< 0.36	< 0.36	< 0.18	< 0.36	< 0.36	< 0.36	< 0.90	< 0.51	< 3.8	< 7.5	< 1.9	< 1.5	< 3.8	< 3.8	< 1.9	< 1.9	< 3.8	< 8.7	< 8.7	< 0.87
2-Butanone	800	4000	< 3	< 3.0	< 2.9	< 2.9	NA	NA	NA	NA	NA	NA	NA	NA	< 150	< 300	< 75	< 60	< 150	< 150	< 75	< 75	< 150	< 29.4	< 29.4	< 2.9
2-Hexanone	NE	NE	< 0.95	< 0.95	< 2.5	< 5.2	NA	NA	NA	NA	NA	NA	NA	NA	< 48	< 95	< 24	< 19	< 48	< 48	< 24	< 24	< 48	< 24.6	< 24.6	< 5.2
4-Methyl-2-pentanone	50	500	< 0.77	< 0.77	< 1.5	< 4.6	NA	NA	NA	NA	NA	NA	NA	NA	< 39	< 77	< 19	< 15	< 39	< 39	< 19	< 19	< 39	< 15.3	< 15.3	< 4.6
Acetone	1800	9000	< 3.4	< 3.8 U	< 2.7	< 2.7	NA	NA	NA	NA	NA	NA	NA	NA	< 170	< 340	< 85	< 68	< 170	< 170	< 85	< 85	< 170	< 27.4	< 27.4	< 2.7
Benzene	0.5	5	< 0.089	< 0.089	< 0.25	< 0.25	***20***	***1.2***	< 0.074	< 0.15	< 0.15	< 0.15	< 0.37	< 0.29	< 4.5	< 8.9	< 2.2	< 1.8	< 4.5	< 4.5	< 2.2	< 2.2	< 4.5	< 2.5	< 2.5	< 0.25
Bromodichloromethane	0.06	0.6	< 0.077	< 0.077	< 0.36	< 0.36	< 0.34	< 0.34	< 0.17	< 0.34	< 0.34	< 0.34	< 0.85	< 0.74	< 3.9	< 7.7	< 1.9	< 1.5	< 3.9	< 3.9	< 1.9	< 1.9	< 3.9	< 3.6	< 3.6	< 0.36
Bromoform	0.44	4.4	< 0.088	< 0.088	< 4.0	< 4.0	< 0.56	< 0.56	< 0.28	< 0.56	< 0.56	< 0.56	< 1.4	< 0.97	< 4.4	< 8.8	< 2.2	< 1.8	< 4.4	< 4.4	< 2.2	< 2.2	< 4.4	< 39.7	< 39.7	< 4.0
Bromomethane	1	10	< 0.59	< 0.59	< 0.97	< 0.97	< 0.62	< 0.62	< 0.31	< 0.62	< 0.62	< 0.62	< 1.6	< 1.6	< 30	< 59	< 15	< 12	< 30	< 30	< 15	< 15	< 30	< 9.7	< 9.7	< 0.97
Carbon disulfide	200	1000	< 0.053	0.11 J	< 0.37	< 0.45	NA	NA	NA	NA	NA	NA	NA	NA	< 2.7	< 5.3	< 1.3	< 1.1	< 2.7	18 J	< 1.3	< 1.3	< 2.7	< 3.7	< 3.7	< 0.45
Carbon tetrachloride	0.5	5	< 0.038	< 0.038	< 0.17	< 1.1	***1.2 J***	< 0.52	< 0.26	< 0.52	< 0.52	< 0.52	< 1.3	< 0.77	< 1.9	< 3.8	< 0.95	< 0.76	< 1.9	< 1.9	< 0.95	< 0.95	< 1.9	< 1.7	< 1.7	***1.2 J***
Chloroform	0.6	6	< 0.062	< 0.062	< 1.3	< 1.3	***1.8 J***	< 0.4	***0.86 J***	< 0.4	***1.1 J***	***1.5 J***	< 1.0	***2.8***	***3.5 J***	***14 BJ***	***3.5 J***	***4.2 J***	***6.5 BJ***	***13 J***	***4.5 J***	***3.0 J***	< 7.0 U	< 12.7	< 12.7	***1.7 J***
Chloromethane	3	30	0.81 J	< 0.61 U	< 2.2	< 2.2	< 0.36	< 0.36	< 0.18	< 0.36	< 0.36	< 0.36	< 0.90	< 0.64	< 8.0	< 16	< 4.0	***15 BJ***	< 8.0	***22 J+***	***9.3 J***	< 4	< 19 U	< 21.9	< 21.9	< 2.2
cis-1,2-Dichloroethene	7	70	< 0.11	< 0.11	0.29 J	0.30 J	3.5	1.7 J	1.6	< 0.24	2.7	3.4	5.3	5.9	***7.5 J***	< 11	***8.8 J***	4.8 J	< 5.5	< 5.5	5.3 J	5.8 J	< 5.5	5.5 J	4.2 J	2.7
Dichlorodifluoromethane	200	1000	< 0.11	< 0.11	< 0.50	< 0.50	< 0.4	< 0.4	< 0.2	< 0.4	< 0.40	< 0.40	< 1.0	< 1.1	< 5.5	< 11	3.0 J	< 2.2	< 5.5	< 5.5	< 2.8	< 2.8	< 5.5	< 5.0	< 5.0	< 0.50
Ethylbenzene	140	700	< 0.054	< 0.054	< 0.22	< 0.32	< 0.26	< 0.26	< 0.13	< 0.26	< 0.26	< 0.26	< 0.65	< 0.37	< 2.7	< 5.4	< 1.4	< 1.1	< 2.7	< 2.7	< 1.4	< 1.4	< 2.7	< 2.2	< 2.2	< 0.32
Isopropylbenzene	NE	NE	< 0.081	< 0.081	< 0.39	< 1.7	< 0.28	< 0.28	< 0.14	< 0.28	< 0.28	< 0.28	< 0.70	< 0.77	< 4.1	< 8.1	< 2.0	< 1.6	< 4.1	< 4.1	< 2	< 2.0	< 4.1	< 3.9	< 3.9	< 1.7
m,p-Xylene	400	2000	< 0.057	< 0.057	< 0.47	< 0.47	NA	NA	NA	NA	NA	NA	NA	NA	< 2.9	< 5.7	< 1.4	< 1.1	< 2.9	< 2.9	< 1.4	< 1.4	< 2.9	< 4.7	< 4.7	< 0.47
Methyl tert-butyl ether	12	60	< 0.14	< 0.14	< 1.2	< 1.2	< 0.48	< 0.48	< 0.24	< 0.48	< 0.48	< 0.48	< 1.2	< 0.79	< 7.0	< 14	< 3.5	< 2.8	< 7.0	< 7.0	< 3.5	< 3.5	< 7.0	< 12.5	< 12.5	< 1.2
Methylene chloride	0.5	5	0.16 J	< 0.15 U	< 0.58	< 0.58	< 1.4	< 1.4	< 0.68	< 1.4	< 1.4	< 1.4	< 3.4	< 3.3	< 7.0	< 14	***6.5 BJ***	< 2.8	< 7.0	< 7.0	< 3.5	< 3.5	< 7.0	< 5.8	< 5.8	< 0.58
Naphthalene	10	100	< 0.088	< 0.088	< 1.2	< 1.2	< 0.32	< 0.32	< 0.16	< 0.32	< 0.32	< 0.32	< 0.80	< 0.67	< 4.4	< 8.8	< 2.2	< 1.8	< 4.4	< 4.4	2.8 BJ	< 2.2	< 4.4	< 11.8	< 11.8	< 1.2
n-Butylbenzene	NE	NE	< 0.14	< 0.14	< 0.71	< 0.71	< 0.26	< 0.26	< 0.13	< 0.26	< 0.26	< 0.26	< 0.65	< 0.78	< 7.0	< 14	< 3.5	< 2.8	< 7.0	< 7.0	< 3.5	< 3.5	< 7.0	< 7.1	< 7.1	< 0.71
n-Hexane	120	600	< 0.21	< 0.21	< 1.7	< 1.7	NA	NA	NA	NA	NA	NA	NA	NA	< 11	< 21	< 5.3	< 4.2	< 11	< 11	< 5.3	< 5.3	< 11	< 17.1	< 17.1	< 1.7
n-Propylbenzene	NE	NE	< 0.1	< 0.10	< 0.81	< 0.81	< 0.26	< 0.26	< 0.13	< 0.26	< 0.26	< 0.26	< 0.65	< 0.83	< 5.0	< 10	< 2.5	< 2.0	< 5.0	< 5.0	< 2.5	< 2.5	< 5.0	< 8.1	< 8.1	< 0.81
o-Xylene	400	2000	< 0.058	< 0.058	< 0.26	< 0.26	NA	NA	NA	NA	NA	NA	NA	NA	< 2.9	< 5.8	< 1.5	< 1.2	< 2.9	< 2.9	< 1.5	< 1.5	< 2.9	< 2.6	< 2.6	< 0.26
p-Isopropyltoluene	NE	NE	< 0.085	< 0.085	< 0.80	< 0.80	< 0.34	< 0.34	< 0.17	< 0.34	< 0.34	< 0.34	< 0.85	< 0.72	< 4.3	< 8.5	< 2.1	< 1.7	< 4.3	< 4.3	< 2.1	< 2.1	< 4.3	< 8.0	< 8.0	< 0.80
sec-Butylbenzene	NE	NE	< 0.13	< 0.13	< 0.85	< 0.85	< 0.3	< 0.3	< 0.15	< 0.3	< 0.30	< 0.30	< 0.75	< 0.80	< 6.5	< 13	< 3.3	< 2.6	< 6.5	< 6.5	< 3.3	< 3.3	< 6.5	< 8.5	< 8.5	< 0.85
Styrene	10	100	0.07 BJ	< 0.065	< 0.47	< 3.0	< 0.2	< 0.2	< 0.1	< 0.2	< 0.20	< 0.20	< 0.50	< 0.77	< 3.3	< 6.5	< 1.6	< 1.3	< 3.3	< 3.3	1.8 J	< 1.6	< 3.3	< 4.7	< 4.7	< 3.0
tert-Butylbenzene	NE	NE	< 0.12	< 0.12	< 0.30	< 0.30	< 0.28	< 0.28	< 0.14	< 0.28	< 0.28	< 0.28	< 0.70	< 0.80	< 6.0	< 12	< 3.0	< 2.4	< 6.0	< 6.0	< 3	< 3.0	< 6.0	< 3.0	< 3.0	< 0.30
Tetrachloroethene	0.5	5	***4.2***	***2.5***	***8.9***	***11.2***	***1300***	***790***	***470***	***800***	***970***	***920***	***980***	***860***	***1200***	***1100***	***950***	***970***	***1000***	***680***	***790 B***	***870***	***880***	***831***	***747***	***696***
Toluene	160	800	< 0.053	< 0.053	< 0.17	< 0.27	1.8	< 0.22	0.69	< 0.22	< 0.22	< 0.22	< 0.55	< 0.30	< 2.7	< 5.3	< 1.3	< 1.1	7.0 BJ	6.5 J	< 1.3	1.3	< 2.7	< 1.7	< 1.7	< 0.27
trans-1,2-Dichloroethene	20	100	< 0.11	< 0.11	< 1.1	< 0.46	1.5 J	< 0.5	0.68 J	< 0.5	< 0.50	< 0.50	< 1.3	1.0 J	< 5.5	< 11	< 2.8	< 2.2	< 5.5	< 5.5	< 2.8	< 2.8	< 5.5	< 10.9	< 10.9	0.63 J
Trichloroethene	0.5	5	***0.64***	0.40 J	***1.6***	***1.8***	***86***	***46***	***33***	***49***	***51***	***55***	***67***	***63***	***80***	***69***	***66***	***68***	***59 B***	***52***	***59***	***64***	***63***	***67.6***	***60.7***	***44.9***
Trichlorofluoromethane	698	3490	< 0.5	< 0.13	< 0.21	< 0.21	< 0.38	< 0.38	< 0.19	< 0.38	< 2.0	< 2.0	< 5.0	< 2.0	< 25	< 50	< 13	< 10	< 25	< 25	< 13	< 13	< 6.5	< 2.1	< 2.1	< 0.21
Vinyl chloride	0.02	0.2	< 0.16	< 0.16	< 0.17	< 0.17	< 0.2	< 0.2	< 0.1	< 0.2	< 0.20	< 0.20	< 0.50	< 0.41	< 8.0	< 16	< 4.0	< 3.2	< 8.0	< 8.0	< 4	< 4.0	< 8.0	< 1.7	< 1.7	< 0.17
Xylenes, Total	400	2000	< 0.12	< 0.12	< 1.5	< 1.5	3.1	< 0.14	0.56 J	< 0.14	< 0.14	< 0.14	< 0.34	< 0.44	< 2.9	< 5.8	< 1.5	< 1.2	< 5.8	< 5.8	< 2.9	< 2.9	< 5.8	< 15.0	< 15.0	< 1.5
Total PCBs																										
Aroclor-1016	0.003	0.03	NA	NA	NA	NA	< 0.17	NA	NA	NA	NA	NA	NA	NA	NA	NA	NA	NA	NA	NA	NA	NA	NA	NA	NA	NA
Aroclor-1232	0.003	0.03	NA	NA	NA	NA	< 0.093	NA	NA	NA	NA	NA	NA	NA	NA	NA	NA	NA	NA	NA	NA	NA	NA	NA	NA	NA
Aroclor-1242	0.003	0.03	NA	NA	NA	NA	< 0.13	NA	NA	NA	NA	NA	NA	NA	NA	NA	NA	NA	NA	NA	NA	NA	NA	NA	NA	NA
Aroclor-1248	0.003	0.03	NA	NA	NA	NA	< 0.11	NA	NA	NA	NA	NA	NA	NA	NA	NA	NA	NA	NA	NA	NA	NA	NA	NA	NA	NA
Total Detected PCBs	0.003	0.03	NA	NA	NA	NA	ND	NA	NA	NA	NA	NA	NA	NA	NA	NA	NA	NA	NA	NA	NA	NA	NA	NA	NA	NA
Dissolved PCBs																										
Aroclor-1016	0.003	0.03	NA	NA	NA	NA	NA	NA	NA	NA	NA	NA	NA	NA	NA	NA	NA	NA	NA	NA	NA	NA	NA	NA	NA	NA
Aroclor-1232	0.003	0.03	NA	NA	NA	NA	NA	NA	NA	NA	NA	NA	NA	NA	NA	NA	NA	NA	NA	NA	NA	NA	NA	NA	NA	NA
Aroclor-1242	0.003	0.03	NA	NA	NA	NA	NA	NA	NA	NA	NA	NA	NA	NA	NA	NA	NA	NA	NA	NA	NA	NA	NA	NA	NA	NA
Aroclor-1248	0.003	0.03	NA	NA	NA	NA	NA	NA	NA	NA	NA	NA	NA	NA	NA	NA	NA	NA	NA	NA	NA	NA	NA	NA	NA	NA
Total Detected PCBs	0.003	0.03	NA	NA	NA		NA	NA	NA	NA	NA	NA	NA	NA	NA	NA	NA	NA	NA	NA	NA	NA	NA	NA	NA	
Solids																										
Total Dissolved Solids (mg/L)	NE	NE	NA	NA	NA	NA	NA	NA	NA	NA	NA	NA	NA	NA	NA	NA	NA	NA	NA	NA	NA	NA	NA	NA	NA	NA
Total Suspended Solids (TSS) (mg/L)	NE	NE	NA	NA	NA	NA	NA	NA	NA	NA	NA	NA	NA	NA	NA	NA	NA	NA	NA	NA	NA	NA	NA	NA	NA	NA

Notes on Page 61.

Table 16: Groundwater Analytical Results Summary
Madison-Kipp Corporation
Madison, Wisconsin

WELL ID			MW-18S	MW-18S	MW-18S	MW-18S	MW-18S	MW-18S	MW-18S	MW-18S	MW-18S	MW-18S	MW-18S	MW-18S	MW-18S	MW-18S	MW-18S	MW-18S
SCREEN INTERVAL (feet bgs)	PREVENTIVE	ENFORCEMENT	20 - 30 ft	20 - 30 ft	20 - 30 ft	20 - 30 ft	20 - 30 ft	20 - 30 ft	20 - 30 ft	20 - 30 ft	20 - 30 ft	20 - 30 ft	20 - 30 ft	20 - 30 ft	20 - 30 ft	20 - 30 ft	20 - 30 ft	20 - 30 ft
SAMPLE DATE	ACTION LIMIT	STANDARD	11/28/2012	12/18/2012	12/19/2012	12/28/2012	01/03/2013	01/15/2013	01/15/2013	01/31/2013	02/12/2013	02/12/2013	02/28/2013	03/12/2013	04/19/2013	07/17/2013	10/09/2013	04/22/2014	10/23/2014
VOCs																			
1,1,1,2-Tetrachloroethane	7	70	< 1.3	NA	NA	NA	NA	NA	< 0.25	NA	NA	< 0.5	NA	< 1.3	< 1.3	< 1.3	< 1.3	< 0.25	< 0.25
1,1,1-Trichloroethane	40	200	< 1	NA	NA	NA	NA	NA	< 0.2	NA	NA	< 0.4	NA	< 1	< 1	< 1	< 1	< 0.20	< 0.20
1,1,2-Trichloroethane	0.5	5	< 1.4	NA	NA	NA	NA	NA	< 0.28	NA	NA	< 0.56	NA	< 1.4	< 1.4	< 1.4	< 1.4	< 0.28	< 0.28
1,1-Dichloroethene	0.7	7	< 1.6	NA	NA	NA	NA	NA	< 0.31	NA	NA	< 0.62	NA	< 1.6	< 1.6	< 1.6	< 1.6	< 0.31	< 0.31
1,2,4-Trimethylbenzene	96	480	< 0.7	NA	NA	NA	NA	NA	< 0.14	NA	NA	< 0.28	NA	< 0.7	< 0.7	< 0.7	< 0.7	< 0.14	< 0.14
1,2-Dibromoethane	0.005	0.05	< 1.8	NA	NA	NA	NA	NA	< 0.36	NA	NA	< 0.72	NA	< 1.8	< 1.8	< 1.8	< 1.8	< 0.36	< 0.36
1,2-Dichlorobenzene	60	600	< 1.4	NA	NA	NA	NA	NA	< 0.27	NA	NA	< 0.54	NA	< 1.4	< 1.4	< 1.4	< 1.4	< 0.27	< 0.27
1,2-Dichloroethane	0.5	5	< 1.4	NA	NA	NA	NA	NA	< 0.28	NA	NA	< 0.56	NA	< 1.4	< 1.4	< 1.4	< 1.4	< 0.28	< 0.28
1,2-Dichloropropane	0.5	5	< 1	NA	NA	NA	NA	NA	< 0.2	NA	NA	< 0.4	NA	< 1	< 1	< 1	< 1	< 0.20	< 0.20
1,2,3-Trichlorobenzene	NE	NE	< 1.2	NA	NA	NA	NA	NA	< 0.24	NA	NA	< 0.48	NA	< 1.2	< 1.2	< 1.2	< 1.2	< 0.24	< 0.24
1,2,4-Trichlorobenzene	14	70	< 1.6	NA	NA	NA	NA	NA	< 0.31	NA	NA	< 0.62	NA	< 1.6	< 1.6	< 1.6	< 1.6	< 0.31	< 0.31
1,3,5-Trimethylbenzene	96	480	< 0.9	NA	NA	NA	NA	NA	< 0.18	NA	NA	< 0.36	NA	< 0.9	< 0.9	< 0.9	< 0.9	< 0.18	< 0.18
2-Butanone	800	4000	NA	NA	NA	NA	NA	NA	NA	NA	NA	NA	NA	NA	NA	NA	NA	NA	NA
2-Hexanone	NE	NE	NA	NA	NA	NA	NA	NA	NA	NA	NA	NA	NA	NA	NA	NA	NA	NA	NA
4-Methyl-2-pentanone	50	500	NA	NA	NA	NA	NA	NA	NA	NA	NA	NA	NA	NA	NA	NA	NA	NA	NA
Acetone	1800	9000	NA	NA	NA	NA	NA	NA	NA	NA	NA	NA	NA	NA	NA	NA	NA	NA	NA
Benzene	0.5	5	***3.2***	NA	NA	NA	NA	NA	0.46 J	NA	NA	***1.4***	NA	***1.9 J***	***2.2 J***	< 0.37	***1.3 J***	0.38 J	0.46 J
Bromodichloromethane	0.06	0.6	< 0.85	NA	NA	NA	NA	NA	< 0.17	NA	NA	< 0.34	NA	< 0.85	< 0.85	< 0.85	< 0.85	< 0.17	< 0.17
Bromoform	0.44	4.4	< 1.4	NA	NA	NA	NA	NA	< 0.28	NA	NA	< 0.56	NA	< 1.4	< 1.4	< 1.4	< 1.4	< 0.28	< 0.28
Bromomethane	1	10	< 1.6	NA	NA	NA	NA	NA	< 0.31	NA	NA	< 0.62	NA	< 1.6	< 1.6	< 1.6	< 1.6	< 0.31	< 0.31
Carbon disulfide	200	1000	NA	NA	NA	NA	NA	NA	NA	NA	NA	NA	NA	NA	NA	NA	NA	NA	NA
Carbon tetrachloride	0.5	5	< 1.3	NA	NA	NA	NA	NA	< 0.26	NA	NA	< 0.52	NA	< 1.3	< 1.3	< 1.3	< 1.3	< 0.26	< 0.26
Chloroform	0.6	6	***7.2***	NA	NA	NA	NA	NA	***2.3***	NA	NA	***4.5***	NA	***7.5***	***6.2***	< 1	***5.2***	***1.4***	***2***
Chloromethane	3	30	< 0.9	NA	NA	NA	NA	NA	< 0.18	NA	NA	< 0.36	NA	< 0.9	< 0.9	< 0.9	< 0.9	< 0.18	< 0.18
cis-1,2-Dichloroethene	7	70	***150***	NA	NA	NA	NA	NA	***40***	NA	NA	***77***	NA	***110***	***99***	***70***	***78***	***21***	***26***
Dichlorodifluoromethane	200	1000	< 1	NA	NA	NA	NA	NA	< 0.2	NA	NA	< 0.4	NA	< 1	< 1	< 1	< 1	< 0.20	< 0.20
Ethylbenzene	140	700	< 0.65	NA	NA	NA	NA	NA	< 0.13	NA	NA	< 0.26	NA	< 0.65	< 0.65	< 0.65	< 0.65	< 0.13	< 0.13
Isopropylbenzene	NE	NE	< 0.7	NA	NA	NA	NA	NA	< 0.14	NA	NA	< 0.28	NA	< 0.7	< 0.7	< 0.7	< 0.7	< 0.14	< 0.14
m,p-Xylene	400	2000	NA	NA	NA	NA	NA	NA	NA	NA	NA	NA	NA	NA	NA	NA	NA	NA	NA
Methyl tert-butyl ether	12	60	< 1.2	NA	NA	NA	NA	NA	< 0.24	NA	NA	< 0.48	NA	< 1.2	< 1.2	< 1.2	< 1.2	< 0.24	< 0.24
Methylene chloride	0.5	5	< 3.4	NA	NA	NA	NA	NA	< 0.68	NA	NA	< 1.4	NA	< 3.4	< 3.4	< 3.4	< 3.4	< 0.68	< 0.68
Naphthalene	10	100	< 0.8	NA	NA	NA	NA	NA	< 0.16	NA	NA	< 0.32	NA	< 0.8	< 0.8	< 0.8	< 0.8	< 0.16	< 0.16
n-Butylbenzene	NE	NE	< 0.65	NA	NA	NA	NA	NA	< 0.13	NA	NA	< 0.26	NA	< 0.65	< 0.65	< 0.65	< 0.65	< 0.13	< 0.13
n-Hexane	120	600	NA	NA	NA	NA	NA	NA	NA	NA	NA	NA	NA	NA	NA	NA	NA	NA	NA
n-Propylbenzene	NE	NE	< 0.65	NA	NA	NA	NA	NA	< 0.13	NA	NA	< 0.26	NA	< 0.65	< 0.65	< 0.65	< 0.65	< 0.13	< 0.13
o-Xylene	400	2000	NA	NA	NA	NA	NA	NA	NA	NA	NA	NA	NA	NA	NA	NA	NA	NA	NA
p-Isopropyltoluene	NE	NE	< 0.85	NA	NA	NA	NA	NA	< 0.17	NA	NA	< 0.34	NA	< 0.85	< 0.85	< 0.85	< 0.85	< 0.17	< 0.17
sec-Butylbenzene	NE	NE	< 0.75	NA	NA	NA	NA	NA	< 0.15	NA	NA	< 0.3	NA	< 0.75	< 0.75	< 0.75	< 0.75	< 0.15	< 0.15
Styrene	10	100	< 0.5	NA	NA	NA	NA	NA	< 0.1	NA	NA	< 0.2	NA	< 0.5	< 0.5	< 0.5	< 0.5	< 0.10	< 0.10
tert-Butylbenzene	NE	NE	< 0.7	NA	NA	NA	NA	NA	< 0.14	NA	NA	< 0.28	NA	< 0.7	< 0.7	< 0.7	< 0.7	< 0.14	< 0.14
Tetrachloroethene	0.5	5	***3300***	NA	NA	NA	NA	NA	***690***	NA	NA	***1900***	NA	***2600***	***2600***	***2900***	***1800***	***520***	***520***
Toluene	160	800	1.1 J	NA	NA	NA	NA	NA	< 0.11	NA	NA	< 0.22	NA	< 0.55	< 0.55	< 0.55	< 0.55	< 0.11	< 0.11
trans-1,2-Dichloroethene	20	100	7.4	NA	NA	NA	NA	NA	2.6	NA	NA	3.8	NA	5.3	4.1 J	2.6 J	4.6 J	1.3	1.9
Trichloroethene	0.5	5	***230***	NA	NA	NA	NA	NA	***59***	NA	NA	***130***	NA	***160***	***170***	***140***	***150***	***43***	***65***
Trichlorofluoromethane	698	3490	< 0.95	NA	NA	NA	NA	NA	< 0.19	NA	NA	< 0.38	NA	< 0.95	< 0.95	< 0.95	< 0.95	< 1.0	< 1.0
Vinyl chloride	0.02	0.2	< 0.5	NA	NA	NA	NA	NA	< 0.1	NA	NA	< 0.2	NA	< 0.5	< 0.5	< 0.5	< 0.5	< 0.10	< 0.10
Xylenes, Total	400	2000	< 0.34	NA	NA	NA	NA	NA	< 0.068	NA	NA	< 0.14	NA	< 0.34	< 0.34	< 0.34	< 0.34	< 0.068	< 0.068
Total PCBs																			
Aroclor-1016	0.003	0.03	NA	NA	NA	NA	NA	NA	NA	NA	NA	NA	NA	NA	NA	NA	NA	NA	NA
Aroclor-1232	0.003	0.03	NA	NA	NA	NA	NA	NA	NA	NA	NA	NA	NA	NA	NA	NA	NA	NA	NA
Aroclor-1242	0.003	0.03	NA	NA	NA	NA	NA	NA	NA	NA	NA	NA	NA	NA	NA	NA	NA	NA	NA
Aroclor-1248	0.003	0.03	NA	NA	NA	NA	NA	NA	NA	NA	NA	NA	NA	NA	NA	NA	NA	NA	NA
Total Detected PCBs	0.003	0.03	NA	NA	NA	NA	NA	NA	NA	NA	NA	NA	NA	NA	NA	NA	NA	NA	NA
Dissolved PCBs																			
Aroclor-1016	0.003	0.03	NA	NA	NA	NA	NA	NA	NA	NA	NA	NA	NA	NA	NA	NA	NA	NA	NA
Aroclor-1232	0.003	0.03	NA	NA	NA	NA	NA	NA	NA	NA	NA	NA	NA	NA	NA	NA	NA	NA	NA
Aroclor-1242	0.003	0.03	NA	NA	NA	NA	NA	NA	NA	NA	NA	NA	NA	NA	NA	NA	NA	NA	NA
Aroclor-1248	0.003	0.03	NA	NA	NA	NA	NA	NA	NA	NA	NA	NA	NA	NA	NA	NA	NA	NA	NA
Total Detected PCBs	0.003	0.03	NA	NA	NA	NA	NA	NA	NA	NA	NA	NA	NA	NA	NA	NA	NA	NA	NA
Solids																			
Total Dissolved Solids (mg/L)	NE	NE	3300	1700	4800	4300	3900	3200	2700	2800	20000	12000	15000	NA	NA	NA	NA	NA	NA
Total Suspended Solids (TSS) (mg/L)	NE	NE	NA	NA	NA	NA	NA	NA	NA	NA	NA	NA	NA	NA	NA	NA	NA	NA	NA

Notes on Page 61.

Table 16: Groundwater Analytical Results Summary
Madison-Kipp Corporation
Madison, Wisconsin

WELL ID			MW-19D	MW-19D	MW-19D	MW-19D	MW-19D	MW-19D	MW-19D	MW-19D	MW-19D	MW-19D	MW-19D	MW-19D	MW-19D	MW-19D	MW-19D[1]	MW-19D	MW-19D[1]
SCREEN INTERVAL (feet bgs)	PREVENTIVE	ENFORCEMENT	60 - 90 ft	60 - 90 ft	60 - 90 ft	60 - 90 ft	60 - 90 ft	60 - 90 ft	60 - 90 ft	60 - 90 ft	60 - 90 ft	60 - 90 ft	60 - 90 ft	60 - 90 ft	60 - 90 ft	60 - 90 ft	60 - 90 ft	60 - 90 ft	60 - 90 ft
SAMPLE DATE	ACTION LIMIT	STANDARD	11/29/2012	12/11/2012	12/12/2012	12/13/2012	12/14/2012	12/15/2012	12/16/2012	12/17/2012	12/18/2012	12/19/2012	12/27/2012	01/02/2013	01/16/2013	01/16/2013	01/30/2013	02/11/2013	02/28/2013	03/11/2013
VOCs																				
1,1,1,2-Tetrachloroethane	7	70	< 1.3	NA	NA	NA	NA	NA	NA	NA	NA	NA	NA	NA	NA	< 1.3	NA	< 1.3	NA	< 1.3
1,1,1-Trichloroethane	40	200	< 1	NA	NA	NA	NA	NA	NA	NA	NA	NA	NA	NA	NA	< 1	NA	< 1	NA	< 1
1,1,2-Trichloroethane	0.5	5	< 1.4	NA	NA	NA	NA	NA	NA	NA	NA	NA	NA	NA	NA	< 1.4	NA	< 1.4	NA	< 1.4
1,1-Dichloroethene	0.7	7	< 1.6	NA	NA	NA	NA	NA	NA	NA	NA	NA	NA	NA	NA	< 1.6	NA	< 1.6	NA	< 1.6
1,2,4-Trimethylbenzene	96	480	< 0.7	NA	NA	NA	NA	NA	NA	NA	NA	NA	NA	NA	NA	< 0.7	NA	< 0.7	NA	< 0.7
1,2-Dibromoethane	0.005	0.05	< 1.8	NA	NA	NA	NA	NA	NA	NA	NA	NA	NA	NA	NA	< 1.8	NA	< 1.8	NA	< 1.8
1,2-Dichlorobenzene	60	600	< 1.4	NA	NA	NA	NA	NA	NA	NA	NA	NA	NA	NA	NA	< 1.4	NA	< 1.4	NA	< 1.4
1,2-Dichloroethane	0.5	5	< 1.4	NA	NA	NA	NA	NA	NA	NA	NA	NA	NA	NA	NA	< 1.4	NA	< 1.4	NA	< 1.4
1,2-Dichloropropane	0.5	5	< 1	NA	NA	NA	NA	NA	NA	NA	NA	NA	NA	NA	NA	< 1	NA	< 1	NA	< 1
1,2,3-Trichlorobenzene	NE	NE	< 1.2	NA	NA	NA	NA	NA	NA	NA	NA	NA	NA	NA	NA	< 1.2	NA	< 1.2	NA	< 1.2
1,2,4-Trichlorobenzene	14	70	< 1.6	NA	NA	NA	NA	NA	NA	NA	NA	NA	NA	NA	NA	< 1.6	NA	< 1.6	NA	< 1.6
1,3,5-Trimethylbenzene	96	480	< 0.9	NA	NA	NA	NA	NA	NA	NA	NA	NA	NA	NA	NA	< 0.9	NA	< 0.9	NA	< 0.9
2-Butanone	800	4000	NA	NA	NA	NA	NA	NA	NA	NA	NA	NA	NA	NA	NA	NA	NA	NA	NA	NA
2-Hexanone	NE	NE	NA	NA	NA	NA	NA	NA	NA	NA	NA	NA	NA	NA	NA	NA	NA	NA	NA	NA
4-Methyl-2-pentanone	50	500	NA	NA	NA	NA	NA	NA	NA	NA	NA	NA	NA	NA	NA	NA	NA	NA	NA	NA
Acetone	1800	9000	NA	NA	NA	NA	NA	NA	NA	NA	NA	NA	NA	NA	NA	NA	NA	NA	NA	NA
Benzene	0.5	5	< 0.37	NA	NA	NA	NA	NA	NA	NA	NA	NA	NA	NA	NA	< 0.37	NA	< 0.37	NA	< 0.37
Bromodichloromethane	0.06	0.6	< 0.85	NA	NA	NA	NA	NA	NA	NA	NA	NA	NA	NA	NA	< 0.85	NA	< 0.85	NA	< 0.85
Bromoform	0.44	4.4	< 1.4	NA	NA	NA	NA	NA	NA	NA	NA	NA	NA	NA	NA	< 1.4	NA	< 1.4	NA	< 1.4
Bromomethane	1	10	< 1.6	NA	NA	NA	NA	NA	NA	NA	NA	NA	NA	NA	NA	< 1.6	NA	< 1.6 *	NA	< 1.6
Carbon disulfide	200	1000	NA	NA	NA	NA	NA	NA	NA	NA	NA	NA	NA	NA	NA	NA	NA	NA	NA	NA
Carbon tetrachloride	0.5	5	< 1.3	NA	NA	NA	NA	NA	NA	NA	NA	NA	NA	NA	NA	< 1.3	NA	< 1.3	NA	< 1.3
Chloroform	0.6	6	< 1	NA	NA	NA	NA	NA	NA	NA	NA	NA	NA	NA	NA	< 1	NA	< 1	NA	< 1
Chloromethane	3	30	< 0.9	NA	NA	NA	NA	NA	NA	NA	NA	NA	NA	NA	NA	< 0.9	NA	< 0.9	NA	< 0.9
cis-1,2-Dichloroethene	7	70	***530***	NA	NA	NA	NA	NA	NA	NA	NA	NA	NA	NA	NA	***170***	NA	***450***	NA	***420***
Dichlorodifluoromethane	200	1000	< 1	NA	NA	NA	NA	NA	NA	NA	NA	NA	NA	NA	NA	< 1	NA	< 1	NA	< 1
Ethylbenzene	140	700	< 0.65	NA	NA	NA	NA	NA	NA	NA	NA	NA	NA	NA	NA	< 0.65	NA	< 0.65	NA	< 0.65
Isopropylbenzene	NE	NE	< 0.7	NA	NA	NA	NA	NA	NA	NA	NA	NA	NA	NA	NA	< 0.7	NA	< 0.7	NA	< 0.7
m,p-Xylene	400	2000	NA	NA	NA	NA	NA	NA	NA	NA	NA	NA	NA	NA	NA	NA	NA	NA	NA	NA
Methyl tert-butyl ether	12	60	< 1.2	NA	NA	NA	NA	NA	NA	NA	NA	NA	NA	NA	NA	< 1.2	NA	< 1.2	NA	< 1.2
Methylene chloride	0.5	5	< 3.4	NA	NA	NA	NA	NA	NA	NA	NA	NA	NA	NA	NA	< 3.4	NA	< 3.4	NA	< 3.4
Naphthalene	10	100	< 0.8	NA	NA	NA	NA	NA	NA	NA	NA	NA	NA	NA	NA	< 0.8	NA	< 0.8	NA	< 0.8
n-Butylbenzene	NE	NE	< 0.65	NA	NA	NA	NA	NA	NA	NA	NA	NA	NA	NA	NA	< 0.65	NA	< 0.65	NA	< 0.65
n-Hexane	120	600	NA	NA	NA	NA	NA	NA	NA	NA	NA	NA	NA	NA	NA	NA	NA	NA	NA	NA
n-Propylbenzene	NE	NE	< 0.65	NA	NA	NA	NA	NA	NA	NA	NA	NA	NA	NA	NA	< 0.65	NA	< 0.65	NA	< 0.65
o-Xylene	400	2000	NA	NA	NA	NA	NA	NA	NA	NA	NA	NA	NA	NA	NA	NA	NA	NA	NA	NA
p-Isopropyltoluene	NE	NE	< 0.85	NA	NA	NA	NA	NA	NA	NA	NA	NA	NA	NA	NA	< 0.85	NA	< 0.85	NA	< 0.85
sec-Butylbenzene	NE	NE	< 0.75	NA	NA	NA	NA	NA	NA	NA	NA	NA	NA	NA	NA	< 0.75	NA	< 0.75	NA	< 0.75
Styrene	10	100	< 0.5	NA	NA	NA	NA	NA	NA	NA	NA	NA	NA	NA	NA	< 0.5	NA	< 0.5	NA	< 0.5
tert-Butylbenzene	NE	NE	< 0.7	NA	NA	NA	NA	NA	NA	NA	NA	NA	NA	NA	NA	< 0.7	NA	< 0.7	NA	< 0.7
Tetrachloroethene	0.5	5	***2400***	NA	NA	NA	NA	NA	NA	NA	NA	NA	NA	NA	NA	***1700***	NA	***2700***	NA	***2100***
Toluene	160	800	< 0.55	NA	NA	NA	NA	NA	NA	NA	NA	NA	NA	NA	NA	< 0.55	NA	< 0.55	NA	< 0.55
trans-1,2-Dichloroethene	20	100	7.2	NA	NA	NA	NA	NA	NA	NA	NA	NA	NA	NA	NA	< 1.3	NA	4.4 J	NA	5.1
Trichloroethene	0.5	5	***230***	NA	NA	NA	NA	NA	NA	NA	NA	NA	NA	NA	NA	***69***	NA	***180***	NA	***180***
Trichlorofluoromethane	698	3490	< 0.95	NA	NA	NA	NA	NA	NA	NA	NA	NA	NA	NA	NA	< 0.95	NA	< 0.95	NA	< 0.95
Vinyl chloride	0.02	0.2	***9.1***	NA	NA	NA	NA	NA	NA	NA	NA	NA	NA	NA	NA	***3.2***	NA	***8***	NA	***11***
Xylenes, Total	400	2000	< 0.34	NA	NA	NA	NA	NA	NA	NA	NA	NA	NA	NA	NA	< 0.34	NA	< 0.34	NA	< 0.34
Total PCBs																				
Aroclor-1016	0.003	0.03	NA	NA	NA	NA	NA	NA	NA	NA	NA	NA	NA	NA	NA	NA	NA	NA	NA	NA
Aroclor-1232	0.003	0.03	NA	NA	NA	NA	NA	NA	NA	NA	NA	NA	NA	NA	NA	NA	NA	NA	NA	NA
Aroclor-1242	0.003	0.03	NA	NA	NA	NA	NA	NA	NA	NA	NA	NA	NA	NA	NA	NA	NA	NA	NA	NA
Aroclor-1248	0.003	0.03	NA	NA	NA	NA	NA	NA	NA	NA	NA	NA	NA	NA	NA	NA	NA	NA	NA	NA
Total Detected PCBs	0.003	0.03	NA	NA	NA	NA	NA	NA	NA	NA	NA	NA	NA	NA	NA	NA	NA	NA	NA	NA
Dissolved PCBs																				
Aroclor-1016	0.003	0.03	NA	NA	NA	NA	NA	NA	NA	NA	NA	NA	NA	NA	NA	NA	NA	NA	NA	NA
Aroclor-1232	0.003	0.03	NA	NA	NA	NA	NA	NA	NA	NA	NA	NA	NA	NA	NA	NA	NA	NA	NA	NA
Aroclor-1242	0.003	0.03	NA	NA	NA	NA	NA	NA	NA	NA	NA	NA	NA	NA	NA	NA	NA	NA	NA	NA
Aroclor-1248	0.003	0.03	NA	NA	NA	NA	NA	NA	NA	NA	NA	NA	NA	NA	NA	NA	NA	NA	NA	NA
Total Detected PCBs	0.003	0.03	NA	NA	NA	NA	NA	NA	NA	NA	NA	NA	NA	NA	NA	NA	NA	NA	NA	NA
Solids																				
Total Dissolved Solids (mg/L)	NE	NE	910	1100	1400	1300	1300	1200	1100	1100	1000	1100	1000	990	1100	1100	1000	NA	1100	NA
Total Suspended Solids (TSS) (mg/L)	NE	NE	NA	NA	NA	NA	NA	NA	NA	NA	NA	NA	NA	NA	NA	NA	NA	NA	NA	NA

Notes on Page 61.

Table 16: Groundwater Analytical Results Summary
Madison-Kipp Corporation
Madison, Wisconsin

WELL ID			MW-19D	MW-19D	MW-19D	MW-19D[1]	MW-19D	MW-19D2	MW-19D2	MW-19D2	MW-19D2	MW-19D2	MW-19D2	MW-19D2	MW-19D2	MW-19D2	MW-19D2	MW-19D2	MW-19D2
SCREEN INTERVAL (feet bgs)	PREVENTIVE	ENFORCEMENT	60 - 90 ft	60 - 90 ft	60 - 90 ft	60 - 90 ft	60 - 90 ft	110 - 140 ft	110 - 140 ft	110 - 140 ft	110 - 140 ft	110 - 140 ft	110 - 140 ft	110 - 140 ft	110 - 140 ft	110 - 140 ft	110 - 140 ft	110 - 140 ft	110 - 140 ft
SAMPLE DATE	ACTION LIMIT	STANDARD	04/19/2013	07/17/2013	10/09/2013	04/17/2014	10/21/2014	11/29/2012	12/16/2012	12/17/2012	12/18/2012	12/19/2012	12/27/2012	01/02/2013	01/17/2013	01/17/2013	01/31/2013	02/11/2013	02/28/2013
VOCs																			
1,1,1,2-Tetrachloroethane	7	70	< 1.3	< 1.3	< 1.3	< 1.3	< 0.50	< 0.5	NA	NA	NA	NA	NA	NA	NA	< 0.5	NA	< 0.5	NA
1,1,1-Trichloroethane	40	200	< 1	< 1	< 1	< 1.0	< 0.40	< 0.4	NA	NA	NA	NA	NA	NA	NA	< 0.4	NA	< 0.4	NA
1,1,2-Trichloroethane	0.5	5	< 1.4	< 1.4	< 1.4	< 1.4	< 0.56	< 0.56	NA	NA	NA	NA	NA	NA	NA	< 0.56	NA	< 0.56	NA
1,1-Dichloroethene	0.7	7	< 1.6	< 1.6	< 1.6	< 1.6	< 0.62	< 0.62	NA	NA	NA	NA	NA	NA	NA	< 0.62	NA	< 0.62	NA
1,2,4-Trimethylbenzene	96	480	< 0.7	< 0.7	< 0.7	< 0.70	< 0.28	< 0.28	NA	NA	NA	NA	NA	NA	NA	< 0.28	NA	< 0.28	NA
1,2-Dibromoethane	0.005	0.05	< 1.8	< 1.8	< 1.8	< 1.8	< 0.72	< 0.72	NA	NA	NA	NA	NA	NA	NA	< 0.72	NA	< 0.72	NA
1,2-Dichlorobenzene	60	600	< 1.4	< 1.4	< 1.4	< 1.4	< 0.54	< 0.54	NA	NA	NA	NA	NA	NA	NA	< 0.54	NA	< 0.54	NA
1,2-Dichloroethane	0.5	5	< 1.4	< 1.4	< 1.4	< 1.4	< 0.56	< 0.56	NA	NA	NA	NA	NA	NA	NA	< 0.56	NA	< 0.56	NA
1,2-Dichloropropane	0.5	5	< 1	< 1	< 1	< 1.0	< 0.40	< 0.4	NA	NA	NA	NA	NA	NA	NA	< 0.4	NA	< 0.4	NA
1,2,3-Trichlorobenzene	NE	NE	< 1.2	< 1.2	< 1.2	< 1.2	< 0.48	< 0.48	NA	NA	NA	NA	NA	NA	NA	< 0.48	NA	< 0.48	NA
1,2,4-Trichlorobenzene	14	70	< 1.6	< 1.6	< 1.6	< 1.6	< 0.62	< 0.62	NA	NA	NA	NA	NA	NA	NA	< 0.62	NA	< 0.62	NA
1,3,5-Trimethylbenzene	96	480	< 0.9	< 0.9	< 0.9	< 0.90	< 0.36	< 0.36	NA	NA	NA	NA	NA	NA	NA	< 0.36	NA	< 0.36	NA
2-Butanone	800	4000	NA	NA	NA	NA	NA	NA	NA	NA	NA	NA	NA	NA	NA	NA	NA	NA	NA
2-Hexanone	NE	NE	NA	NA	NA	NA	NA	NA	NA	NA	NA	NA	NA	NA	NA	NA	NA	NA	NA
4-Methyl-2-pentanone	50	500	NA	NA	NA	NA	NA	NA	NA	NA	NA	NA	NA	NA	NA	NA	NA	NA	NA
Acetone	1800	9000	NA	NA	NA	NA	NA	NA	NA	NA	NA	NA	NA	NA	NA	NA	NA	NA	NA
Benzene	0.5	5	< 0.37	< 0.37	< 0.37	< 0.37	< 0.15	< 0.15	NA	NA	NA	NA	NA	NA	NA	< 0.15	NA	< 0.15	NA
Bromodichloromethane	0.06	0.6	< 0.85	< 0.85	< 0.85	< 0.85	< 0.34	< 0.34	NA	NA	NA	NA	NA	NA	NA	< 0.34	NA	< 0.34	NA
Bromoform	0.44	4.4	< 1.4	< 1.4	< 1.4	< 1.4	< 0.56	< 0.56	NA	NA	NA	NA	NA	NA	NA	< 0.56	NA	< 0.56	NA
Bromomethane	1	10	< 1.6	< 1.6	< 1.6	< 1.6	< 0.62	< 0.62	NA	NA	NA	NA	NA	NA	NA	< 0.62	NA	< 0.62 *	NA
Carbon disulfide	200	1000	NA	NA	NA	NA	NA	NA	NA	NA	NA	NA	NA	NA	NA	NA	NA	NA	NA
Carbon tetrachloride	0.5	5	< 1.3	< 1.3	< 1.3	< 1.3	< 0.52	< 0.52	NA	NA	NA	NA	NA	NA	NA	< 0.52	NA	< 0.52	NA
Chloroform	0.6	6	< 1	< 1	< 1	< 1.0	< 0.40	< 0.4	NA	NA	NA	NA	NA	NA	NA	< 0.4	NA	< 0.4	NA
Chloromethane	3	30	< 0.9	< 0.9	< 0.9	< 0.90	< 0.36	< 0.36	NA	NA	NA	NA	NA	NA	NA	< 0.36	NA	< 0.36	NA
cis-1,2-Dichloroethene	7	70	***520***	***540***	***300***	***49***	***240***	***250***	NA	NA	NA	NA	NA	NA	NA	***320***	NA	***270***	NA
Dichlorodifluoromethane	200	1000	< 1	< 1	< 1	< 1.0	< 0.40	< 0.4	NA	NA	NA	NA	NA	NA	NA	< 0.4	NA	< 0.4	NA
Ethylbenzene	140	700	< 0.65	< 0.65	< 0.65	< 0.65	< 0.26	< 0.26	NA	NA	NA	NA	NA	NA	NA	< 0.26	NA	< 0.26	NA
Isopropylbenzene	NE	NE	< 0.7	< 0.7	< 0.7	< 0.70	< 0.28	< 0.28	NA	NA	NA	NA	NA	NA	NA	< 0.28	NA	< 0.28	NA
m,p-Xylene	400	2000	NA	NA	NA	NA	NA	NA	NA	NA	NA	NA	NA	NA	NA	NA	NA	NA	NA
Methyl tert-butyl ether	12	60	< 1.2	< 1.2	< 1.2	< 1.2	< 0.48	< 0.48	NA	NA	NA	NA	NA	NA	NA	< 0.48	NA	< 0.48	NA
Methylene chloride	0.5	5	< 3.4	< 3.4	< 3.4	< 3.4	< 1.4	< 1.4	NA	NA	NA	NA	NA	NA	NA	< 1.4	NA	< 1.4	NA
Naphthalene	10	100	< 0.8	< 0.8	< 0.8	< 0.80	< 0.32	< 0.32	NA	NA	NA	NA	NA	NA	NA	< 0.32	NA	< 0.32	NA
n-Butylbenzene	NE	NE	< 0.65	< 0.65	< 0.65	< 0.65	< 0.26	< 0.26	NA	NA	NA	NA	NA	NA	NA	< 0.26	NA	< 0.26	NA
n-Hexane	120	600	NA	NA	NA	NA	NA	NA	NA	NA	NA	NA	NA	NA	NA	NA	NA	NA	NA
n-Propylbenzene	NE	NE	< 0.65	< 0.65	< 0.65	< 0.65	< 0.26	< 0.26	NA	NA	NA	NA	NA	NA	NA	< 0.26	NA	< 0.26	NA
o-Xylene	400	2000	NA	NA	NA	NA	NA	NA	NA	NA	NA	NA	NA	NA	NA	NA	NA	NA	NA
p-Isopropyltoluene	NE	NE	< 0.85	< 0.85	< 0.85	< 0.85	< 0.34	< 0.34	NA	NA	NA	NA	NA	NA	NA	< 0.34	NA	< 0.34	NA
sec-Butylbenzene	NE	NE	< 0.75	< 0.75	< 0.75	< 0.75	< 0.30	< 0.3	NA	NA	NA	NA	NA	NA	NA	< 0.3	NA	< 0.3	NA
Styrene	10	100	< 0.5	< 0.5	< 0.5	< 0.50	< 0.20	< 0.2	NA	NA	NA	NA	NA	NA	NA	< 0.2	NA	< 0.2	NA
tert-Butylbenzene	NE	NE	< 0.7	< 0.7	< 0.7	< 0.70	< 0.28	< 0.28	NA	NA	NA	NA	NA	NA	NA	< 0.28	NA	< 0.28	NA
Tetrachloroethene	0.5	5	***2200***	***2700***	***1500***	***1400***	***1500***	***680***	NA	NA	NA	NA	NA	NA	NA	***1200***	NA	***1300***	NA
Toluene	160	800	< 0.55	< 0.55	< 0.55	< 0.55	< 0.22	< 0.22	NA	NA	NA	NA	NA	NA	NA	< 0.22	NA	< 0.22	NA
trans-1,2-Dichloroethene	20	100	6.3	8.1	4.1 J	< 1.3	3.1	3.4	NA	NA	NA	NA	NA	NA	NA	4.9	NA	4.2	NA
Trichloroethene	0.5	5	***200***	***240***	***150***	***68***	***140***	***110***	NA	NA	NA	NA	NA	NA	NA	***160***	NA	***150***	NA
Trichlorofluoromethane	698	3490	< 0.95	< 0.95	< 0.95	< 5.0	< 2.0	< 0.38	NA	NA	NA	NA	NA	NA	NA	< 0.38	NA	< 0.38	NA
Vinyl chloride	0.02	0.2	***18***	***20***	***6.6***	< 0.50	***4.5***	***0.93 J***	NA	NA	NA	NA	NA	NA	NA	< 0.2	NA	< 0.2	NA
Xylenes, Total	400	2000	< 0.34	< 0.34	< 0.34	< 0.34	< 0.14	< 0.14	NA	NA	NA	NA	NA	NA	NA	< 0.14	NA	< 0.14	NA
Total PCBs																			
Aroclor-1016	0.003	0.03	NA	NA	NA	NA	NA	NA	NA	NA	NA	NA	NA	NA	NA	NA	NA	NA	NA
Aroclor-1232	0.003	0.03	NA	NA	NA	NA	NA	NA	NA	NA	NA	NA	NA	NA	NA	NA	NA	NA	NA
Aroclor-1242	0.003	0.03	NA	NA	NA	NA	NA	NA	NA	NA	NA	NA	NA	NA	NA	NA	NA	NA	NA
Aroclor-1248	0.003	0.03	NA	NA	NA	NA	NA	NA	NA	NA	NA	NA	NA	NA	NA	NA	NA	NA	NA
Total Detected PCBs	0.003	0.03	NA	NA	NA	NA	NA	NA	NA	NA	NA	NA	NA	NA	NA	NA	NA	NA	NA
Dissolved PCBs																			
Aroclor-1016	0.003	0.03	NA	NA	NA	NA	NA	NA	NA	NA	NA	NA	NA	NA	NA	NA	NA	NA	NA
Aroclor-1232	0.003	0.03	NA	NA	NA	NA	NA	NA	NA	NA	NA	NA	NA	NA	NA	NA	NA	NA	NA
Aroclor-1242	0.003	0.03	NA	NA	NA	NA	NA	NA	NA	NA	NA	NA	NA	NA	NA	NA	NA	NA	NA
Aroclor-1248	0.003	0.03	NA	NA	NA	NA	NA	NA	NA	NA	NA	NA	NA	NA	NA	NA	NA	NA	NA
Total Detected PCBs	0.003	0.03	NA	NA	NA	NA	NA	NA	NA	NA	NA	NA	NA	NA	NA	NA	NA	NA	NA
Solids																			
Total Dissolved Solids (mg/L)	NE	NE	NA	NA	NA	NA	NA	1500	1600	1600	1500	1500	1500	1500	1400	1500	1500	1500	1500
Total Suspended Solids (TSS) (mg/L)	NE	NE	NA	NA	NA	NA	NA	NA	NA	NA	NA	NA	NA	NA	NA	NA	NA	NA	NA

Notes on Page 61.

Table 16: Groundwater Analytical Results Summary
Madison-Kipp Corporation
Madison, Wisconsin

WELL ID			MW-19D2	MW-19D2	MW-19D2[2]	MW-19D2[1]	MW-19D2	MW-19D2	MW-19D2[1]	MW-20D	MW-20D	MW-20D	MW-20D	MW-20D	MW-20D	MW-20D	MW-20D	MW-20D	MW-20D
SCREEN INTERVAL (feet bgs)	PREVENTIVE	ENFORCEMENT	110 - 140 ft	110 - 140 ft	110 - 140 ft	110 - 140 ft	110 - 140 ft	110 - 140 ft	110 - 140 ft	60 - 90 ft	60 - 90 ft	60 - 90 ft	60 - 90 ft	60 - 90 ft	60 - 90 ft	60 - 90 ft	60 - 90 ft	60 - 90 ft	60 - 90 ft
SAMPLE DATE	ACTION LIMIT	STANDARD	03/12/2013	04/18/2013	07/17/2013	07/17/2013	10/09/2013	04/17/2014	10/15/2014	11/29/2012	12/11/2012	12/12/2012	12/13/2012	12/14/2012	12/15/2012	12/16/2012	12/17/2012	12/18/2012	12/19/2012
VOCs																			
1,1,1,2-Tetrachloroethane	7	70	< 0.5	< 1.3	< 0.5	< 0.5	< 0.5	< 1.3	< 0.50	< 1.3	NA	NA	NA	NA	NA	NA	NA	NA	NA
1,1,1-Trichloroethane	40	200	< 0.4	< 1	< 0.4	< 0.4	< 0.4	< 1.0	< 0.40	< 1	NA	NA	NA	NA	NA	NA	NA	NA	NA
1,1,2-Trichloroethane	0.5	5	< 0.56	< 1.4	< 0.56	< 0.56	< 0.56	< 1.4	< 0.56	< 1.4	NA	NA	NA	NA	NA	NA	NA	NA	NA
1,1-Dichloroethene	0.7	7	< 0.62	< 1.6	< 0.62	< 0.62	< 0.62	< 1.6	< 0.62	< 1.6	NA	NA	NA	NA	NA	NA	NA	NA	NA
1,2,4-Trimethylbenzene	96	480	< 0.28	< 0.7	< 0.28	< 0.28	< 0.28	< 0.70	< 0.28	< 0.7	NA	NA	NA	NA	NA	NA	NA	NA	NA
1,2-Dibromoethane	0.005	0.05	< 0.72	< 1.8	< 0.72	< 0.72	< 0.72	< 1.8	< 0.72	< 1.8	NA	NA	NA	NA	NA	NA	NA	NA	NA
1,2-Dichlorobenzene	60	600	< 0.54	< 1.4	< 0.54	< 0.54	< 0.54	< 1.4	< 0.54	< 1.4	NA	NA	NA	NA	NA	NA	NA	NA	NA
1,2-Dichloroethane	0.5	5	< 0.56	< 1.4	< 0.56	< 0.56	< 0.56	< 1.4	< 0.56	< 1.4	NA	NA	NA	NA	NA	NA	NA	NA	NA
1,2-Dichloropropane	0.5	5	< 0.4	< 1	< 0.4	< 0.4	< 0.4	< 1.0	< 0.40	< 1	NA	NA	NA	NA	NA	NA	NA	NA	NA
1,2,3-Trichlorobenzene	NE	NE	< 0.48	< 1.2	< 0.48	< 0.48	< 0.48	< 1.2	< 0.48	< 1.2	NA	NA	NA	NA	NA	NA	NA	NA	NA
1,2,4-Trichlorobenzene	14	70	< 0.62	< 1.6	< 0.62	< 0.62	< 0.62	< 1.6	< 0.62	< 1.6	NA	NA	NA	NA	NA	NA	NA	NA	NA
1,3,5-Trimethylbenzene	96	480	< 0.36	< 0.9	< 0.36	< 0.36	< 0.36	< 0.90	< 0.36	< 0.9	NA	NA	NA	NA	NA	NA	NA	NA	NA
2-Butanone	800	4000	NA	NA	NA	NA	NA	NA	NA	NA	NA	NA	NA	NA	NA	NA	NA	NA	NA
2-Hexanone	NE	NE	NA	NA	NA	NA	NA	NA	NA	NA	NA	NA	NA	NA	NA	NA	NA	NA	NA
4-Methyl-2-pentanone	50	500	NA	NA	NA	NA	NA	NA	NA	NA	NA	NA	NA	NA	NA	NA	NA	NA	NA
Acetone	1800	9000	NA	NA	NA	NA	NA	NA	NA	NA	NA	NA	NA	NA	NA	NA	NA	NA	NA
Benzene	0.5	5	< 0.15	< 0.37	< 0.15	< 0.15	< 0.15	< 0.37	< 0.15	< 0.37	NA	NA	NA	NA	NA	NA	NA	NA	NA
Bromodichloromethane	0.06	0.6	< 0.34	< 0.85	< 0.34	< 0.34	< 0.34	< 0.85	< 0.34	< 0.85	NA	NA	NA	NA	NA	NA	NA	NA	NA
Bromoform	0.44	4.4	< 0.56	< 1.4	< 0.56	< 0.56	< 0.56	< 1.4	< 0.56	< 1.4	NA	NA	NA	NA	NA	NA	NA	NA	NA
Bromomethane	1	10	< 0.62	< 1.6	< 0.62	< 0.62	< 0.62	< 1.6	< 0.62 *	< 1.6	NA	NA	NA	NA	NA	NA	NA	NA	NA
Carbon disulfide	200	1000	NA	NA	NA	NA	NA	NA	NA	NA	NA	NA	NA	NA	NA	NA	NA	NA	NA
Carbon tetrachloride	0.5	5	< 0.52	< 1.3	< 0.52	< 0.52	< 0.52	< 1.3	< 0.52	< 1.3	NA	NA	NA	NA	NA	NA	NA	NA	NA
Chloroform	0.6	6	< 0.4	< 1	< 0.4	< 0.4	< 0.4	< 1.0	< 0.40	< 1	NA	NA	NA	NA	NA	NA	NA	NA	NA
Chloromethane	3	30	< 0.36	< 0.9	< 0.36	< 0.36	< 0.36	< 0.90	< 0.36	< 0.9	NA	NA	NA	NA	NA	NA	NA	NA	NA
cis-1,2-Dichloroethene	7	70	***260***	***200***	< 0.24	***98***	***120***	***330***	6.8	***370***	NA	NA	NA	NA	NA	NA	NA	NA	NA
Dichlorodifluoromethane	200	1000	< 0.4	< 1	< 0.4	< 0.4	< 0.4	< 1.0	< 0.40	< 1	NA	NA	NA	NA	NA	NA	NA	NA	NA
Ethylbenzene	140	700	< 0.26	< 0.65	< 0.26	< 0.26	< 0.26	< 0.65	< 0.26	< 0.65	NA	NA	NA	NA	NA	NA	NA	NA	NA
Isopropylbenzene	NE	NE	< 0.28	< 0.7	< 0.28	< 0.28	< 0.28	< 0.70	< 0.28	< 0.7	NA	NA	NA	NA	NA	NA	NA	NA	NA
m,p-Xylene	400	2000	NA	NA	NA	NA	NA	NA	NA	NA	NA	NA	NA	NA	NA	NA	NA	NA	NA
Methyl tert-butyl ether	12	60	< 0.48	< 1.2	< 0.48	< 0.48	< 0.48	< 1.2	< 0.48	< 1.2	NA	NA	NA	NA	NA	NA	NA	NA	NA
Methylene chloride	0.5	5	< 1.4	< 3.4	< 1.4	< 1.4	< 1.4	< 3.4	< 1.4	< 3.4	NA	NA	NA	NA	NA	NA	NA	NA	NA
Naphthalene	10	100	< 0.32	< 0.8	< 0.32	< 0.32	< 0.32	< 0.80	< 0.32	< 0.8	NA	NA	NA	NA	NA	NA	NA	NA	NA
n-Butylbenzene	NE	NE	< 0.26	< 0.65	< 0.26	< 0.26	< 0.26	< 0.65	< 0.26	< 0.65	NA	NA	NA	NA	NA	NA	NA	NA	NA
n-Hexane	120	600	NA	NA	NA	NA	NA	NA	NA	NA	NA	NA	NA	NA	NA	NA	NA	NA	NA
n-Propylbenzene	NE	NE	< 0.26	< 0.65	< 0.26	< 0.26	< 0.26	< 0.65	< 0.26	< 0.65	NA	NA	NA	NA	NA	NA	NA	NA	NA
o-Xylene	400	2000	NA	NA	NA	NA	NA	NA	NA	NA	NA	NA	NA	NA	NA	NA	NA	NA	NA
p-Isopropyltoluene	NE	NE	< 0.34	< 0.85	< 0.34	< 0.34	< 0.34	< 0.85	< 0.34	< 0.85	NA	NA	NA	NA	NA	NA	NA	NA	NA
sec-Butylbenzene	NE	NE	< 0.3	< 0.75	< 0.3	< 0.3	< 0.3	< 0.75	< 0.30	< 0.75	NA	NA	NA	NA	NA	NA	NA	NA	NA
Styrene	10	100	< 0.2	< 0.5	< 0.2	< 0.2	< 0.2	< 0.50	< 0.20	< 0.5	NA	NA	NA	NA	NA	NA	NA	NA	NA
tert-Butylbenzene	NE	NE	< 0.28	< 0.7	< 0.28	< 0.28	< 0.28	< 0.70	< 0.28	< 0.7	NA	NA	NA	NA	NA	NA	NA	NA	NA
Tetrachloroethene	0.5	5	***1400***	***1000***	***820***	***1200***	***950***	***1900***	***620***	***1600***	NA	NA	NA	NA	NA	NA	NA	NA	NA
Toluene	160	800	< 0.22	< 0.55	< 0.22	< 0.22	< 0.22	< 0.55	< 0.22	< 0.55	NA	NA	NA	NA	NA	NA	NA	NA	NA
trans-1,2-Dichloroethene	20	100	4.2	2.6 J	< 0.5	< 0.5	< 0.5	5.0	< 0.50	5.0	NA	NA	NA	NA	NA	NA	NA	NA	NA
Trichloroethene	0.5	5	***150***	***130***	< 0.38	***110***	***120***	***170***	***11***	***170***	NA	NA	NA	NA	NA	NA	NA	NA	NA
Trichlorofluoromethane	698	3490	< 0.38	< 0.95	< 0.38	< 0.38	< 0.38	< 5.0	< 2.0	< 0.95	NA	NA	NA	NA	NA	NA	NA	NA	NA
Vinyl chloride	0.02	0.2	< 0.2	< 0.5	< 0.2	< 0.2	< 0.2	***7.9***	< 0.20	***3.2***	NA	NA	NA	NA	NA	NA	NA	NA	NA
Xylenes, Total	400	2000	< 0.14	< 0.34	< 0.14	< 0.14	< 0.14	< 0.34	< 0.14	< 0.34	NA	NA	NA	NA	NA	NA	NA	NA	NA
Total PCBs																			
Aroclor-1016	0.003	0.03	NA	NA	NA	NA	NA	NA	NA	NA	NA	NA	NA	NA	NA	NA	NA	NA	NA
Aroclor-1232	0.003	0.03	NA	NA	NA	NA	NA	NA	NA	NA	NA	NA	NA	NA	NA	NA	NA	NA	NA
Aroclor-1242	0.003	0.03	NA	NA	NA	NA	NA	NA	NA	NA	NA	NA	NA	NA	NA	NA	NA	NA	NA
Aroclor-1248	0.003	0.03	NA	NA	NA	NA	NA	NA	NA	NA	NA	NA	NA	NA	NA	NA	NA	NA	NA
Total Detected PCBs	0.003	0.03	NA	NA	NA	NA	NA	NA	NA	NA	NA	NA	NA	NA	NA	NA	NA	NA	NA
Dissolved PCBs																			
Aroclor-1016	0.003	0.03	NA	NA	NA	NA	NA	NA	NA	NA	NA	NA	NA	NA	NA	NA	NA	NA	NA
Aroclor-1232	0.003	0.03	NA	NA	NA	NA	NA	NA	NA	NA	NA	NA	NA	NA	NA	NA	NA	NA	NA
Aroclor-1242	0.003	0.03	NA	NA	NA	NA	NA	NA	NA	NA	NA	NA	NA	NA	NA	NA	NA	NA	NA
Aroclor-1248	0.003	0.03	NA	NA	NA	NA	NA	NA	NA	NA	NA	NA	NA	NA	NA	NA	NA	NA	NA
Total Detected PCBs	0.003	0.03	NA	NA	NA	NA	NA	NA	NA	NA	NA	NA	NA	NA	NA	NA	NA	NA	NA
Solids																			
Total Dissolved Solids (mg/L)	NE	NE	NA	NA	NA	NA	NA	NA	NA	920	990	5000	16000	10000	4800	2500	3100	2200	1900
Total Suspended Solids (TSS) (mg/L)	NE	NE	NA	NA	NA	NA	NA	NA	NA	NA	NA	NA	NA	NA	NA	NA	NA	NA	NA

Notes on Page 61.

Table 16: Groundwater Analytical Results Summary
Madison-Kipp Corporation
Madison, Wisconsin

WELL ID			MW-20D	MW-20D	MW-20D	MW-20D	MW-20D	MW-20D	MW-20D	MW-20D[1]	MW-20D	MW-20D[1]	MW-20D[1]	MW-20D	MW-20D	MW-20D	MW-20D
SCREEN INTERVAL (feet bgs)	PREVENTIVE	ENFORCEMENT	60 - 90 ft	60 - 90 ft	60 - 90 ft	60 - 90 ft	60 - 90 ft	60 - 90 ft	60 - 90 ft	60 - 90 ft	60 - 90 ft	60 - 90 ft	60 - 90 ft	60 - 90 ft	60 - 90 ft	60 - 90 ft	60 - 90 ft
SAMPLE DATE	ACTION LIMIT	STANDARD	12/27/2012	01/02/2013	01/16/2013	01/16/2013	01/30/2013	02/12/2013	02/12/2013	02/12/2013	02/28/2013	03/12/2013	04/18/2013	07/17/2013	10/09/2013	04/15/2014	10/22/2014
VOCs																	
1,1,1,2-Tetrachloroethane	7	70	NA	NA	NA	< 0.25	NA	NA	NA	< 0.25	NA	< 0.25	< 1.3	< 0.5	< 1.3	< 0.50	< 0.50
1,1,1-Trichloroethane	40	200	NA	NA	NA	< 0.2	NA	NA	NA	< 0.2	NA	< 0.2	< 1	< 0.4	< 1	< 0.40	< 0.40
1,1,2-Trichloroethane	0.5	5	NA	NA	NA	< 0.28	NA	NA	NA	< 0.28	NA	< 0.28	< 1.4	< 0.56	< 1.4	< 0.56	< 0.56
1,1-Dichloroethene	0.7	7	NA	NA	NA	< 0.31	NA	NA	NA	< 0.31	NA	< 0.31	< 1.6	< 0.62	< 1.6	< 0.62	< 0.62
1,2,4-Trimethylbenzene	96	480	NA	NA	NA	< 0.14	NA	NA	NA	< 0.14	NA	< 0.14	< 0.7	< 0.28	< 0.7	< 0.28	< 0.28
1,2-Dibromoethane	0.005	0.05	NA	NA	NA	< 0.36	NA	NA	NA	< 0.36	NA	< 0.36	< 1.8	< 0.72	< 1.8	< 0.72	< 0.72
1,2-Dichlorobenzene	60	600	NA	NA	NA	< 0.27	NA	NA	NA	< 0.27	NA	< 0.27	< 1.4	< 0.54	< 1.4	< 0.54	< 0.54
1,2-Dichloroethane	0.5	5	NA	NA	NA	< 0.28	NA	NA	NA	< 0.28	NA	< 0.28	< 1.4	< 0.56	< 1.4	< 0.56	< 0.56
1,2-Dichloropropane	0.5	5	NA	NA	NA	< 0.2	NA	NA	NA	< 0.2	NA	< 0.2	< 1	< 0.4	< 1	< 0.40	< 0.40
1,2,3-Trichlorobenzene	NE	NE	NA	NA	NA	< 0.24	NA	NA	NA	< 0.24	NA	< 0.24	< 1.2	< 0.48	< 1.2	< 0.48	< 0.48
1,2,4-Trichlorobenzene	14	70	NA	NA	NA	< 0.31	NA	NA	NA	< 0.31	NA	< 0.31	< 1.6	< 0.62	< 1.6	< 0.62	< 0.62
1,3,5-Trimethylbenzene	96	480	NA	NA	NA	< 0.18	NA	NA	NA	< 0.18	NA	< 0.18	< 0.9	< 0.36	< 0.9	< 0.36	< 0.36
2-Butanone	800	4000	NA	NA	NA	NA	NA	NA	NA	NA	NA	NA	NA	NA	NA	NA	NA
2-Hexanone	NE	NE	NA	NA	NA	NA	NA	NA	NA	NA	NA	NA	NA	NA	NA	NA	NA
4-Methyl-2-pentanone	50	500	NA	NA	NA	NA	NA	NA	NA	NA	NA	NA	NA	NA	NA	NA	NA
Acetone	1800	9000	NA	NA	NA	NA	NA	NA	NA	NA	NA	NA	NA	NA	NA	NA	NA
Benzene	0.5	5	NA	NA	NA	< 0.074	NA	NA	NA	< 0.074	NA	< 0.074	< 0.37	< 0.15	< 0.37	< 0.15	< 0.15
Bromodichloromethane	0.06	0.6	NA	NA	NA	< 0.17	NA	NA	NA	< 0.17	NA	< 0.17	< 0.85	< 0.34	< 0.85	< 0.34	< 0.34
Bromoform	0.44	4.4	NA	NA	NA	< 0.28	NA	NA	NA	< 0.28	NA	< 0.28	< 1.4	< 0.56	< 1.4	< 0.56	< 0.56
Bromomethane	1	10	NA	NA	NA	< 0.31	NA	NA	NA	< 0.31	NA	< 0.31	< 1.6	< 0.62	< 1.6	< 0.62	< 0.62
Carbon disulfide	200	1000	NA	NA	NA	NA	NA	NA	NA	NA	NA	NA	NA	NA	NA	NA	NA
Carbon tetrachloride	0.5	5	NA	NA	NA	< 0.26	NA	NA	NA	< 0.26	NA	< 0.26	< 1.3	< 0.52	< 1.3	< 0.52	< 0.52
Chloroform	0.6	6	NA	NA	NA	< 0.2	NA	NA	NA	< 0.2	NA	< 0.2	< 1	< 0.4	< 1	< 0.40	< 0.40
Chloromethane	3	30	NA	NA	NA	< 0.18	NA	NA	NA	< 0.18	NA	< 0.18	< 0.9	< 0.36	< 0.9	< 0.36	< 0.36
cis-1,2-Dichloroethene	7	70	NA	NA	NA	0.69 J	NA	NA	NA	***20***	NA	***39***	***220***	***180***	***170***	***140***	***200***
Dichlorodifluoromethane	200	1000	NA	NA	NA	< 0.2	NA	NA	NA	< 0.2	NA	< 0.2	< 1	< 0.4	< 1	< 0.40	< 0.40
Ethylbenzene	140	700	NA	NA	NA	< 0.13	NA	NA	NA	< 0.13	NA	< 0.13	< 0.65	< 0.26	< 0.65	< 0.26	< 0.26
Isopropylbenzene	NE	NE	NA	NA	NA	< 0.14	NA	NA	NA	< 0.14	NA	< 0.14	< 0.7	< 0.28	< 0.7	< 0.28	< 0.28
m,p-Xylene	400	2000	NA	NA	NA	NA	NA	NA	NA	NA	NA	NA	NA	NA	NA	NA	NA
Methyl tert-butyl ether	12	60	NA	NA	NA	< 0.24	NA	NA	NA	< 0.24	NA	< 0.24	< 1.2	< 0.48	< 1.2	< 0.48	< 0.48
Methylene chloride	0.5	5	NA	NA	NA	< 0.68	NA	NA	NA	< 0.68	NA	< 0.68	< 3.4	< 1.4	< 3.4	< 1.4	< 1.4
Naphthalene	10	100	NA	NA	NA	< 0.16	NA	NA	NA	< 0.16	NA	< 0.16	< 0.8	< 0.32	< 0.8	< 0.32	< 0.32
n-Butylbenzene	NE	NE	NA	NA	NA	< 0.13	NA	NA	NA	< 0.13	NA	< 0.13	< 0.65	< 0.26	< 0.65	< 0.26	< 0.26
n-Hexane	120	600	NA	NA	NA	NA	NA	NA	NA	NA	NA	NA	NA	NA	NA	NA	NA
n-Propylbenzene	NE	NE	NA	NA	NA	< 0.13	NA	NA	NA	< 0.13	NA	< 0.13	< 0.65	< 0.26	< 0.65	< 0.26	< 0.26
o-Xylene	400	2000	NA	NA	NA	NA	NA	NA	NA	NA	NA	NA	NA	NA	NA	NA	NA
p-Isopropyltoluene	NE	NE	NA	NA	NA	< 0.17	NA	NA	NA	< 0.17	NA	< 0.17	< 0.85	< 0.34	< 0.85	< 0.34	< 0.34
sec-Butylbenzene	NE	NE	NA	NA	NA	< 0.15	NA	NA	NA	< 0.15	NA	< 0.15	< 0.75	< 0.3	< 0.75	< 0.30	< 0.30
Styrene	10	100	NA	NA	NA	< 0.1	NA	NA	NA	< 0.1	NA	< 0.1	< 0.5	< 0.2	< 0.5	< 0.20	< 0.20
tert-Butylbenzene	NE	NE	NA	NA	NA	< 0.14	NA	NA	NA	< 0.14	NA	< 0.14	< 0.7	< 0.28	< 0.7	< 0.28	< 0.28
Tetrachloroethene	0.5	5	NA	NA	NA	***190***	NA	NA	NA	***690***	NA	***650***	***1100***	***1000***	***1200***	***780***	***1100***
Toluene	160	800	NA	NA	NA	0.45 J	NA	NA	NA	< 0.11	NA	< 0.11	< 0.55	< 0.22	< 0.55	< 0.22	< 0.22
trans-1,2-Dichloroethene	20	100	NA	NA	NA	< 0.25	NA	NA	NA	< 0.25	NA	< 0.25	< 1.3	2.2	< 1.3	2.0	2.6
Trichloroethene	0.5	5	NA	NA	NA	***0.54***	NA	NA	NA	***20***	NA	***29***	***100***	***100***	***89***	***83***	***110***
Trichlorofluoromethane	698	3490	NA	NA	NA	< 0.19	NA	NA	NA	< 0.19	NA	< 0.19	< 0.95	< 0.38	< 0.95	< 2.0	< 2.0
Vinyl chloride	0.02	0.2	NA	NA	NA	< 0.1	NA	NA	NA	< 0.1	NA	< 0.1	***1.0 J***	< 0.2	< 0.5	***0.76 J***	***2.7***
Xylenes, Total	400	2000	NA	NA	NA	< 0.068	NA	NA	NA	< 0.068	NA	< 0.068	< 0.34	< 0.14	< 0.34	< 0.14	< 0.14
Total PCBs																	
Aroclor-1016	0.003	0.03	NA	NA	NA	NA	NA	NA	NA	NA	NA	NA	NA	NA	NA	NA	NA
Aroclor-1232	0.003	0.03	NA	NA	NA	NA	NA	NA	NA	NA	NA	NA	NA	NA	NA	NA	NA
Aroclor-1242	0.003	0.03	NA	NA	NA	NA	NA	NA	NA	NA	NA	NA	NA	NA	NA	NA	NA
Aroclor-1248	0.003	0.03	NA	NA	NA	NA	NA	NA	NA	NA	NA	NA	NA	NA	NA	NA	NA
Total Detected PCBs	0.003	0.03	NA	NA	NA	NA	NA	NA	NA	NA	NA	NA	NA	NA	NA	NA	NA
Dissolved PCBs																	
Aroclor-1016	0.003	0.03	NA	NA	NA	NA	NA	NA	NA	NA	NA	NA	NA	NA	NA	NA	NA
Aroclor-1232	0.003	0.03	NA	NA	NA	NA	NA	NA	NA	NA	NA	NA	NA	NA	NA	NA	NA
Aroclor-1242	0.003	0.03	NA	NA	NA	NA	NA	NA	NA	NA	NA	NA	NA	NA	NA	NA	NA
Aroclor-1248	0.003	0.03	NA	NA	NA	NA	NA	NA	NA	NA	NA	NA	NA	NA	NA	NA	NA
Total Detected PCBs	0.003	0.03	NA	NA	NA	NA	NA	NA	NA	NA	NA	NA	NA	NA	NA	NA	NA
Solids																	
Total Dissolved Solids (mg/L)	NE	NE	940	1300	900	940	880	830	840	NA	1000	NA	NA	NA	NA	NA	NA
Total Suspended Solids (TSS) (mg/L)	NE	NE	NA	NA	NA	NA	NA	NA	NA	NA	NA	NA	NA	NA	NA	NA	NA

Notes on Page 61.

Table 16: Groundwater Analytical Results Summary
Madison-Kipp Corporation
Madison, Wisconsin

WELL ID			MW-20D2	MW-20D2	MW-20D2	MW-20D2	MW-20D2	MW-20D2	MW-20D2	MW-20D2	MW-20D2	MW-20D2	MW-20D2	MW-20D2	MW-20D2	MW-20D2[1]	MW-20D2	MW-20D2	MW-20D2[1,3]
SCREEN INTERVAL (feet bgs)	PREVENTIVE	ENFORCEMENT	110 - 140 ft	110 - 140 ft	110 - 140 ft	110 - 140 ft	110 - 140 ft	110 - 140 ft	110 - 140 ft	110 - 140 ft	110 - 140 ft	110 - 140 ft	110 - 140 ft	110 - 140 ft	110 - 140 ft	110 - 140 ft	110 - 140 ft	110 - 140 ft	110 - 140 ft
SAMPLE DATE	ACTION LIMIT	STANDARD	11/29/2012	12/13/2012	12/14/2012	12/15/2012	12/16/2012	12/17/2012	12/18/2012	12/19/2012	12/27/2012	01/02/2013	01/16/2013	01/16/2013	01/30/2013	02/12/2013	02/12/2013	02/12/2013	02/12/2013
VOCs																			
1,1,1,2-Tetrachloroethane	7	70	< 0.5	NA	NA	NA	NA	NA	NA	NA	NA	NA	NA	< 0.25	NA	< 0.25	NA	NA	< 0.25
1,1,1-Trichloroethane	40	200	< 0.4	NA	NA	NA	NA	NA	NA	NA	NA	NA	NA	< 0.2	NA	< 0.2	NA	NA	< 0.2
1,1,2-Trichloroethane	0.5	5	< 0.56	NA	NA	NA	NA	NA	NA	NA	NA	NA	NA	< 0.28	NA	< 0.28	NA	NA	< 0.28
1,1-Dichloroethene	0.7	7	< 0.62	NA	NA	NA	NA	NA	NA	NA	NA	NA	NA	< 0.31	NA	< 0.31	NA	NA	< 0.31
1,2,4-Trimethylbenzene	96	480	< 0.28	NA	NA	NA	NA	NA	NA	NA	NA	NA	NA	< 0.14	NA	< 0.14	NA	NA	< 0.14
1,2-Dibromoethane	0.005	0.05	< 0.72	NA	NA	NA	NA	NA	NA	NA	NA	NA	NA	< 0.36	NA	< 0.36	NA	NA	< 0.36
1,2-Dichlorobenzene	60	600	< 0.54	NA	NA	NA	NA	NA	NA	NA	NA	NA	NA	< 0.27	NA	< 0.27	NA	NA	< 0.27
1,2-Dichloroethane	0.5	5	< 0.56	NA	NA	NA	NA	NA	NA	NA	NA	NA	NA	< 0.28	NA	< 0.28	NA	NA	< 0.28
1,2-Dichloropropane	0.5	5	< 0.4	NA	NA	NA	NA	NA	NA	NA	NA	NA	NA	< 0.2	NA	< 0.2	NA	NA	< 0.2
1,2,3-Trichlorobenzene	NE	NE	< 0.48	NA	NA	NA	NA	NA	NA	NA	NA	NA	NA	< 0.24	NA	< 0.24	NA	NA	< 0.24
1,2,4-Trichlorobenzene	14	70	< 0.62	NA	NA	NA	NA	NA	NA	NA	NA	NA	NA	< 0.31	NA	< 0.31	NA	NA	< 0.31
1,3,5-Trimethylbenzene	96	480	< 0.36	NA	NA	NA	NA	NA	NA	NA	NA	NA	NA	< 0.18	NA	< 0.18	NA	NA	< 0.18
2-Butanone	800	4000	NA	NA	NA	NA	NA	NA	NA	NA	NA	NA	NA	NA	NA	NA	NA	NA	NA
2-Hexanone	NE	NE	NA	NA	NA	NA	NA	NA	NA	NA	NA	NA	NA	NA	NA	NA	NA	NA	NA
4-Methyl-2-pentanone	50	500	NA	NA	NA	NA	NA	NA	NA	NA	NA	NA	NA	NA	NA	NA	NA	NA	NA
Acetone	1800	9000	NA	NA	NA	NA	NA	NA	NA	NA	NA	NA	NA	NA	NA	NA	NA	NA	NA
Benzene	0.5	5	< 0.15	NA	NA	NA	NA	NA	NA	NA	NA	NA	NA	< 0.074	NA	0.19 J	NA	NA	< 0.074
Bromodichloromethane	0.06	0.6	< 0.34	NA	NA	NA	NA	NA	NA	NA	NA	NA	NA	< 0.17	NA	< 0.17	NA	NA	< 0.17
Bromoform	0.44	4.4	< 0.56	NA	NA	NA	NA	NA	NA	NA	NA	NA	NA	< 0.28	NA	< 0.28	NA	NA	< 0.28
Bromomethane	1	10	< 0.62	NA	NA	NA	NA	NA	NA	NA	NA	NA	NA	< 0.31	NA	< 0.31	NA	NA	< 0.31
Carbon disulfide	200	1000	NA	NA	NA	NA	NA	NA	NA	NA	NA	NA	NA	NA	NA	NA	NA	NA	NA
Carbon tetrachloride	0.5	5	< 0.52	NA	NA	NA	NA	NA	NA	NA	NA	NA	NA	< 0.26	NA	< 0.26	NA	NA	< 0.26
Chloroform	0.6	6	< 0.4	NA	NA	NA	NA	NA	NA	NA	NA	NA	NA	0.47 J	NA	< 0.2	NA	NA	< 0.2
Chloromethane	3	30	< 0.36	NA	NA	NA	NA	NA	NA	NA	NA	NA	NA	< 0.18	NA	< 0.18	NA	NA	< 0.18
cis-1,2-Dichloroethene	7	70	***330***	NA	NA	NA	NA	NA	NA	NA	NA	NA	NA	< 0.12	NA	2.8	NA	NA	< 0.12
Dichlorodifluoromethane	200	1000	< 0.4	NA	NA	NA	NA	NA	NA	NA	NA	NA	NA	< 0.2	NA	< 0.2	NA	NA	< 0.2
Ethylbenzene	140	700	< 0.26	NA	NA	NA	NA	NA	NA	NA	NA	NA	NA	< 0.13	NA	< 0.13	NA	NA	< 0.13
Isopropylbenzene	NE	NE	< 0.28	NA	NA	NA	NA	NA	NA	NA	NA	NA	NA	< 0.14	NA	< 0.14	NA	NA	< 0.14
m,p-Xylene	400	2000	NA	NA	NA	NA	NA	NA	NA	NA	NA	NA	NA	NA	NA	NA	NA	NA	NA
Methyl tert-butyl ether	12	60	< 0.48	NA	NA	NA	NA	NA	NA	NA	NA	NA	NA	< 0.24	NA	< 0.24	NA	NA	< 0.24
Methylene chloride	0.5	5	< 1.4	NA	NA	NA	NA	NA	NA	NA	NA	NA	NA	< 0.68	NA	< 0.68	NA	NA	< 0.68
Naphthalene	10	100	< 0.32	NA	NA	NA	NA	NA	NA	NA	NA	NA	NA	< 0.16	NA	< 0.16	NA	NA	< 0.16
n-Butylbenzene	NE	NE	< 0.26	NA	NA	NA	NA	NA	NA	NA	NA	NA	NA	< 0.13	NA	< 0.13	NA	NA	< 0.13
n-Hexane	120	600	NA	NA	NA	NA	NA	NA	NA	NA	NA	NA	NA	NA	NA	NA	NA	NA	NA
n-Propylbenzene	NE	NE	< 0.26	NA	NA	NA	NA	NA	NA	NA	NA	NA	NA	< 0.13	NA	< 0.13	NA	NA	< 0.13
o-Xylene	400	2000	NA	NA	NA	NA	NA	NA	NA	NA	NA	NA	NA	NA	NA	NA	NA	NA	NA
p-Isopropyltoluene	NE	NE	< 0.34	NA	NA	NA	NA	NA	NA	NA	NA	NA	NA	< 0.17	NA	< 0.17	NA	NA	< 0.17
sec-Butylbenzene	NE	NE	< 0.3	NA	NA	NA	NA	NA	NA	NA	NA	NA	NA	< 0.15	NA	< 0.15	NA	NA	< 0.15
Styrene	10	100	< 0.2	NA	NA	NA	NA	NA	NA	NA	NA	NA	NA	< 0.1	NA	< 0.1	NA	NA	< 0.1
tert-Butylbenzene	NE	NE	< 0.28	NA	NA	NA	NA	NA	NA	NA	NA	NA	NA	< 0.14	NA	< 0.14	NA	NA	< 0.14
Tetrachloroethene	0.5	5	***1300***	NA	NA	NA	NA	NA	NA	NA	NA	NA	NA	***190***	NA	***700***	NA	NA	***24***
Toluene	160	800	< 0.22	NA	NA	NA	NA	NA	NA	NA	NA	NA	NA	0.34 J	NA	< 0.11	NA	NA	< 0.11
trans-1,2-Dichloroethene	20	100	4.3	NA	NA	NA	NA	NA	NA	NA	NA	NA	NA	< 0.25	NA	< 0.25	NA	NA	< 0.25
Trichloroethene	0.5	5	***150***	NA	NA	NA	NA	NA	NA	NA	NA	NA	NA	< 0.19	NA	***7.9***	NA	NA	< 0.19
Trichlorofluoromethane	698	3490	< 0.38	NA	NA	NA	NA	NA	NA	NA	NA	NA	NA	< 0.19	NA	NA	NA	< 0.19	< 0.19
Vinyl chloride	0.02	0.2	***1.7***	NA	NA	NA	NA	NA	NA	NA	NA	NA	NA	< 0.1	NA	< 0.1	NA	NA	< 0.1
Xylenes, Total	400	2000	< 0.14	NA	NA	NA	NA	NA	NA	NA	NA	NA	NA	< 0.068	NA	< 0.068	NA	NA	< 0.068
Total PCBs																			
Aroclor-1016	0.003	0.03	NA	NA	NA	NA	NA	NA	NA	NA	NA	NA	NA	NA	NA	NA	NA	NA	NA
Aroclor-1232	0.003	0.03	NA	NA	NA	NA	NA	NA	NA	NA	NA	NA	NA	NA	NA	NA	NA	NA	NA
Aroclor-1242	0.003	0.03	NA	NA	NA	NA	NA	NA	NA	NA	NA	NA	NA	NA	NA	NA	NA	NA	NA
Aroclor-1248	0.003	0.03	NA	NA	NA	NA	NA	NA	NA	NA	NA	NA	NA	NA	NA	NA	NA	NA	NA
Total Detected PCBs	0.003	0.03	NA	NA	NA	NA	NA	NA	NA	NA	NA	NA	NA	NA	NA	NA	NA	NA	NA
Dissolved PCBs																			
Aroclor-1016	0.003	0.03	NA	NA	NA	NA	NA	NA	NA	NA	NA	NA	NA	NA	NA	NA	NA	NA	NA
Aroclor-1232	0.003	0.03	NA	NA	NA	NA	NA	NA	NA	NA	NA	NA	NA	NA	NA	NA	NA	NA	NA
Aroclor-1242	0.003	0.03	NA	NA	NA	NA	NA	NA	NA	NA	NA	NA	NA	NA	NA	NA	NA	NA	NA
Aroclor-1248	0.003	0.03	NA	NA	NA	NA	NA	NA	NA	NA	NA	NA	NA	NA	NA	NA	NA	NA	NA
Total Detected PCBs	0.003	0.03	NA	NA	NA	NA	NA	NA	NA	NA	NA	NA	NA	NA	NA	NA	NA	NA	NA
Solids																			
Total Dissolved Solids (mg/L)	NE	NE	1000	1500	2400	3000	25000	12000	42000	34000	19000	12000	8700	2400	5500	7700	1900	NA	NA
Total Suspended Solids (TSS) (mg/L)	NE	NE	NA	NA	NA	NA	NA	NA	NA	NA	NA	NA	NA	NA	NA	NA	NA	NA	NA

Notes on Page 61.

Table 16: Groundwater Analytical Results Summary
Madison-Kipp Corporation
Madison, Wisconsin

WELL ID			MW-20D2	MW-20D2[1]	MW-20D2[1]	MW-20D2[1]	MW-20D2[1]	MW-20D2	MW-20D2[1]	MW-21D	MW-21D	MW-21D	MW-21D	MW-21D	MW-21D	MW-21D	MW-21D	MW-21D	MW-21D
SCREEN INTERVAL (feet bgs)	PREVENTIVE	ENFORCEMENT	110 - 140 ft	110 - 140 ft	110 - 140 ft	110 - 140 ft	110 - 140 ft	110 - 140 ft	110 - 140 ft	60 - 90 ft	60 - 90 ft	60 - 90 ft	60 - 90 ft	60 - 90 ft	60 - 90 ft	60 - 90 ft	60 - 90 ft	60 - 90 ft	60 - 90 ft
SAMPLE DATE	ACTION LIMIT	STANDARD	02/28/2013	03/12/2013	04/18/2013	07/17/2013	10/15/2013	04/15/2014	10/22/2014	11/28/2012	12/12/2012	12/13/2012	12/14/2012	12/15/2012	12/16/2012	12/17/2012	12/18/2012	12/19/2012	12/27/2012
VOCs																			
1,1,1,2-Tetrachloroethane	7	70	NA	< 0.25	< 1.3	< 0.25	< 0.25	< 1.3	< 0.50	< 0.5	NA	NA	NA	NA	NA	NA	NA	NA	NA
1,1,1-Trichloroethane	40	200	NA	< 0.2	< 1	< 0.2	< 0.2	< 1.0	< 0.40	< 0.4	NA	NA	NA	NA	NA	NA	NA	NA	NA
1,1,2-Trichloroethane	0.5	5	NA	< 0.28	< 1.4	< 0.28	< 0.28	< 1.4	< 0.56	< 0.56	NA	NA	NA	NA	NA	NA	NA	NA	NA
1,1-Dichloroethene	0.7	7	NA	< 0.31	< 1.6	< 0.31	< 0.31	< 1.6	< 0.62	< 0.62	NA	NA	NA	NA	NA	NA	NA	NA	NA
1,2,4-Trimethylbenzene	96	480	NA	< 0.14	< 0.7	< 0.14	< 0.14	< 0.70	< 0.28	< 0.28	NA	NA	NA	NA	NA	NA	NA	NA	NA
1,2-Dibromoethane	0.005	0.05	NA	< 0.36	< 1.8	< 0.36	< 0.36	< 1.8	< 0.72	< 0.72	NA	NA	NA	NA	NA	NA	NA	NA	NA
1,2-Dichlorobenzene	60	600	NA	< 0.27	< 1.4	< 0.27	< 0.27	< 1.4	< 0.54	< 0.54	NA	NA	NA	NA	NA	NA	NA	NA	NA
1,2-Dichloroethane	0.5	5	NA	< 0.28	< 1.4	< 0.28	< 0.28	< 1.4	< 0.56	< 0.56	NA	NA	NA	NA	NA	NA	NA	NA	NA
1,2-Dichloropropane	0.5	5	NA	< 0.2	< 1	< 0.2	< 0.2	< 1.0	< 0.40	< 0.4	NA	NA	NA	NA	NA	NA	NA	NA	NA
1,2,3-Trichlorobenzene	NE	NE	NA	< 0.24	< 1.2	< 0.24	< 0.24	< 1.2	< 0.48	< 0.48	NA	NA	NA	NA	NA	NA	NA	NA	NA
1,2,4-Trichlorobenzene	14	70	NA	< 0.31	< 1.6	< 0.31	< 0.31	< 1.6	< 0.62	< 0.62	NA	NA	NA	NA	NA	NA	NA	NA	NA
1,3,5-Trimethylbenzene	96	480	NA	< 0.18	< 0.9	< 0.18	< 0.18	< 0.90	< 0.36	< 0.36	NA	NA	NA	NA	NA	NA	NA	NA	NA
2-Butanone	800	4000	NA	NA	NA	NA	NA	NA	NA	NA	NA	NA	NA	NA	NA	NA	NA	NA	NA
2-Hexanone	NE	NE	NA	NA	NA	NA	NA	NA	NA	NA	NA	NA	NA	NA	NA	NA	NA	NA	NA
4-Methyl-2-pentanone	50	500	NA	NA	NA	NA	NA	NA	NA	NA	NA	NA	NA	NA	NA	NA	NA	NA	NA
Acetone	1800	9000	NA	NA	NA	NA	NA	NA	NA	NA	NA	NA	NA	NA	NA	NA	NA	NA	NA
Benzene	0.5	5	NA	< 0.074	< 0.37	< 0.074	< 0.074	< 0.37	< 0.15	< 0.15	NA	NA	NA	NA	NA	NA	NA	NA	NA
Bromodichloromethane	0.06	0.6	NA	< 0.17	< 0.85	< 0.17	< 0.17	< 0.85	< 0.34	< 0.34	NA	NA	NA	NA	NA	NA	NA	NA	NA
Bromoform	0.44	4.4	NA	< 0.28	< 1.4	< 0.28	< 0.28	< 1.4	< 0.56	< 0.56	NA	NA	NA	NA	NA	NA	NA	NA	NA
Bromomethane	1	10	NA	< 0.31	< 1.6	< 0.31	< 0.31	< 1.6	< 0.62	< 0.62	NA	NA	NA	NA	NA	NA	NA	NA	NA
Carbon disulfide	200	1000	NA	NA	NA	NA	NA	NA	NA	NA	NA	NA	NA	NA	NA	NA	NA	NA	NA
Carbon tetrachloride	0.5	5	NA	< 0.26	< 1.3	< 0.26	< 0.26	< 1.3	< 0.52	< 0.52	NA	NA	NA	NA	NA	NA	NA	NA	NA
Chloroform	0.6	6	NA	< 0.2	< 1	< 0.2	< 0.2	< 1.0	< 0.40	< 0.4	NA	NA	NA	NA	NA	NA	NA	NA	NA
Chloromethane	3	30	NA	< 0.18	< 0.9	< 0.18	< 0.18	< 0.90	< 0.36	< 0.36	NA	NA	NA	NA	NA	NA	NA	NA	NA
cis-1,2-Dichloroethene	7	70	NA	2.8	***30***	< 0.12	1.4	< 0.60	***12***	***380***	NA	NA	NA	NA	NA	NA	NA	NA	NA
Dichlorodifluoromethane	200	1000	NA	< 0.2	< 1	< 0.2	< 0.2	< 1.0	< 0.40	< 0.4	NA	NA	NA	NA	NA	NA	NA	NA	NA
Ethylbenzene	140	700	NA	< 0.13	< 0.65	< 0.13	< 0.13	< 0.65	< 0.26	< 0.26	NA	NA	NA	NA	NA	NA	NA	NA	NA
Isopropylbenzene	NE	NE	NA	< 0.14	< 0.7	< 0.14	< 0.14	< 0.70	< 0.28	< 0.28	NA	NA	NA	NA	NA	NA	NA	NA	NA
m,p-Xylene	400	2000	NA	NA	NA	NA	NA	NA	NA	NA	NA	NA	NA	NA	NA	NA	NA	NA	NA
Methyl tert-butyl ether	12	60	NA	< 0.24	< 1.2	< 0.24	< 0.24	< 1.2	< 0.48	< 0.48	NA	NA	NA	NA	NA	NA	NA	NA	NA
Methylene chloride	0.5	5	NA	< 0.68	< 3.4	< 0.68	< 0.68	< 3.4	< 1.4	< 1.4	NA	NA	NA	NA	NA	NA	NA	NA	NA
Naphthalene	10	100	NA	< 0.16	< 0.8	< 0.16	< 0.16	< 0.80	< 0.32	< 0.32	NA	NA	NA	NA	NA	NA	NA	NA	NA
n-Butylbenzene	NE	NE	NA	< 0.13	< 0.65	< 0.13	< 0.13	< 0.65	< 0.26	< 0.26	NA	NA	NA	NA	NA	NA	NA	NA	NA
n-Hexane	120	600	NA	NA	NA	NA	NA	NA	NA	NA	NA	NA	NA	NA	NA	NA	NA	NA	NA
n-Propylbenzene	NE	NE	NA	< 0.13	< 0.65	< 0.13	< 0.13	< 0.65	< 0.26	< 0.26	NA	NA	NA	NA	NA	NA	NA	NA	NA
o-Xylene	400	2000	NA	NA	NA	NA	NA	NA	NA	NA	NA	NA	NA	NA	NA	NA	NA	NA	NA
p-Isopropyltoluene	NE	NE	NA	< 0.17	< 0.85	< 0.17	< 0.17	< 0.85	< 0.34	< 0.34	NA	NA	NA	NA	NA	NA	NA	NA	NA
sec-Butylbenzene	NE	NE	NA	< 0.15	< 0.75	< 0.15	< 0.15	< 0.75	< 0.30	< 0.3	NA	NA	NA	NA	NA	NA	NA	NA	NA
Styrene	10	100	NA	< 0.1	< 0.5	< 0.1	< 0.1	< 0.50	< 0.20	< 0.2	NA	NA	NA	NA	NA	NA	NA	NA	NA
tert-Butylbenzene	NE	NE	NA	< 0.14	< 0.7	< 0.14	< 0.14	< 0.70	< 0.28	< 0.28	NA	NA	NA	NA	NA	NA	NA	NA	NA
Tetrachloroethene	0.5	5	NA	***490***	***1100***	***53***	***380***	***1600***	***740***	***1200***	NA	NA	NA	NA	NA	NA	NA	NA	NA
Toluene	160	800	NA	< 0.11	< 0.55	< 0.11	< 0.11	< 0.55	< 0.22	< 0.22	NA	NA	NA	NA	NA	NA	NA	NA	NA
trans-1,2-Dichloroethene	20	100	NA	< 0.25	< 1.3	< 0.25	< 0.25	< 1.3	< 0.50	5.1	NA	NA	NA	NA	NA	NA	NA	NA	NA
Trichloroethene	0.5	5	NA	***5.3***	***41***	< 0.19	***4.5***	***2.7***	***11***	***180***	NA	NA	NA	NA	NA	NA	NA	NA	NA
Trichlorofluoromethane	698	3490	NA	< 0.19	< 0.95	< 0.19	< 0.19	< 5.0	< 2.0	< 0.38	NA	NA	NA	NA	NA	NA	NA	NA	NA
Vinyl chloride	0.02	0.2	NA	< 0.1	< 0.5	< 0.1	< 0.1	< 0.50	< 0.20	***1.4***	NA	NA	NA	NA	NA	NA	NA	NA	NA
Xylenes, Total	400	2000	NA	< 0.068	< 0.34	< 0.068	< 0.068	< 0.34	< 0.14	< 0.14	NA	NA	NA	NA	NA	NA	NA	NA	NA
Total PCBs																			
Aroclor-1016	0.003	0.03	NA	NA	NA	NA	NA	NA	NA	NA	NA	NA	NA	NA	NA	NA	NA	NA	NA
Aroclor-1232	0.003	0.03	NA	NA	NA	NA	NA	NA	NA	NA	NA	NA	NA	NA	NA	NA	NA	NA	NA
Aroclor-1242	0.003	0.03	NA	NA	NA	NA	NA	NA	NA	NA	NA	NA	NA	NA	NA	NA	NA	NA	NA
Aroclor-1248	0.003	0.03	NA	NA	NA	NA	NA	NA	NA	NA	NA	NA	NA	NA	NA	NA	NA	NA	NA
Total Detected PCBs	0.003	0.03	NA	NA	NA	NA	NA	NA	NA	NA	NA	NA	NA	NA	NA	NA	NA	NA	NA
Dissolved PCBs																			
Aroclor-1016	0.003	0.03	NA	NA	NA	NA	NA	NA	NA	NA	NA	NA	NA	NA	NA	NA	NA	NA	NA
Aroclor-1232	0.003	0.03	NA	NA	NA	NA	NA	NA	NA	NA	NA	NA	NA	NA	NA	NA	NA	NA	NA
Aroclor-1242	0.003	0.03	NA	NA	NA	NA	NA	NA	NA	NA	NA	NA	NA	NA	NA	NA	NA	NA	NA
Aroclor-1248	0.003	0.03	NA	NA	NA	NA	NA	NA	NA	NA	NA	NA	NA	NA	NA	NA	NA	NA	NA
Total Detected PCBs	0.003	0.03	NA	NA	NA	NA	NA	NA	NA	NA	NA	NA	NA	NA	NA	NA	NA	NA	NA
Solids																			
Total Dissolved Solids (mg/L)	NE	NE	3900	NA	NA	NA	NA	NA	NA	1400	1000	8900	3000	3800	3700	2700	2000	1700	1300
Total Suspended Solids (TSS) (mg/L)	NE	NE	NA	NA	NA	NA	NA	NA	NA	NA	NA	NA	NA	NA	NA	NA	NA	NA	NA

Notes on Page 61.

Table 16: Groundwater Analytical Results Summary
Madison-Kipp Corporation
Madison, Wisconsin

WELL ID			MW-21D	MW-21D	MW-21D	MW-21D	MW-21D	MW-21D	MW-21D[1]	MW-21D	MW-21D[1]	MW-21D[1]	MW-21D	MW-21D	MW-21D	MW-21D	MW-21D2	MW-21D2	MW-21D2
SCREEN INTERVAL (feet bgs)	PREVENTIVE	ENFORCEMENT	60 - 90 ft	60 - 90 ft	60 - 90 ft	60 - 90 ft	60 - 90 ft	60 - 90 ft	60 - 90 ft	60 - 90 ft	60 - 90 ft	60 - 90 ft	60 - 90 ft	60 - 90 ft	60 - 90 ft	60 - 90 ft	110 - 170 ft	110 - 170 ft	110 - 170 ft
SAMPLE DATE	ACTION LIMIT	STANDARD	01/02/2013	01/17/2013	01/17/2013	01/30/2013	02/14/2013	02/14/2013	02/14/2013	02/28/2013	03/12/2013	04/17/2013	07/18/2013	10/10/2013	04/15/2014	10/23/2014	11/28/2012	12/16/2012	12/17/2012
VOCs																			
1,1,1,2-Tetrachloroethane	7	70	NA	NA	< 0.25	NA	NA	NA	< 0.5	NA	< 0.5	< 1.3	< 1.3	< 1.3	< 1.3	< 0.25	< 1.3	NA	NA
1,1,1-Trichloroethane	40	200	NA	NA	< 0.2	NA	NA	NA	< 0.4	NA	< 0.4	< 1	< 1	< 1	< 1.0	< 0.20	< 1	NA	NA
1,1,2-Trichloroethane	0.5	5	NA	NA	< 0.28	NA	NA	NA	< 0.56	NA	< 0.56	< 1.4	< 1.4	< 1.4	< 1.4	< 0.28	< 1.4	NA	NA
1,1-Dichloroethene	0.7	7	NA	NA	< 0.31	NA	NA	NA	< 0.62	NA	< 0.62	< 1.6	< 1.6	< 1.6	< 1.6	< 0.31	< 1.6	NA	NA
1,2,4-Trimethylbenzene	96	480	NA	NA	< 0.14	NA	NA	NA	< 0.28	NA	< 0.28	< 0.7	< 0.7	< 0.7	< 0.70	< 0.14	< 0.7	NA	NA
1,2-Dibromoethane	0.005	0.05	NA	NA	< 0.36	NA	NA	NA	< 0.72	NA	< 0.72	< 1.8	< 1.8	< 1.8	< 1.8	< 0.36	< 1.8	NA	NA
1,2-Dichlorobenzene	60	600	NA	NA	< 0.27	NA	NA	NA	< 0.54	NA	< 0.54	< 1.4	< 1.4	< 1.4	< 1.4	< 0.27	< 1.4	NA	NA
1,2-Dichloroethane	0.5	5	NA	NA	< 0.28	NA	NA	NA	< 0.56	NA	< 0.56	< 1.4	< 1.4	< 1.4	< 1.4	< 0.28	< 1.4	NA	NA
1,2-Dichloropropane	0.5	5	NA	NA	< 0.2	NA	NA	NA	< 0.4	NA	< 0.4	< 1	< 1	< 1	< 1.0	< 0.20	< 1	NA	NA
1,2,3-Trichlorobenzene	NE	NE	NA	NA	< 0.24	NA	NA	NA	< 0.48	NA	< 0.48	< 1.2	< 1.2	< 1.2	< 1.2	< 0.24	< 1.2	NA	NA
1,2,4-Trichlorobenzene	14	70	NA	NA	< 0.31	NA	NA	NA	< 0.62	NA	< 0.62	< 1.6	< 1.6	< 1.6	< 1.6	< 0.31	< 1.6	NA	NA
1,3,5-Trimethylbenzene	96	480	NA	NA	< 0.18	NA	NA	NA	< 0.36	NA	< 0.36	< 0.9	< 0.9	< 0.9	< 0.90	< 0.18	< 0.9	NA	NA
2-Butanone	800	4000	NA	NA	NA	NA	NA	NA	NA	NA	NA	NA	NA	NA	NA	NA	NA	NA	NA
2-Hexanone	NE	NE	NA	NA	NA	NA	NA	NA	NA	NA	NA	NA	NA	NA	NA	NA	NA	NA	NA
4-Methyl-2-pentanone	50	500	NA	NA	NA	NA	NA	NA	NA	NA	NA	NA	NA	NA	NA	NA	NA	NA	NA
Acetone	1800	9000	NA	NA	NA	NA	NA	NA	NA	NA	NA	NA	NA	NA	NA	NA	NA	NA	NA
Benzene	0.5	5	NA	NA	< 0.074	NA	NA	NA	< 0.15	NA	< 0.15	< 0.37	< 0.37	< 0.37	< 0.37	0.33 J	< 0.37	NA	NA
Bromodichloromethane	0.06	0.6	NA	NA	< 0.17	NA	NA	NA	< 0.34	NA	< 0.34	< 0.85	< 0.85	< 0.85	< 0.85	< 0.17	< 0.85	NA	NA
Bromoform	0.44	4.4	NA	NA	< 0.28	NA	NA	NA	< 0.56	NA	< 0.56	< 1.4	< 1.4	< 1.4	< 1.4	< 0.28	< 1.4	NA	NA
Bromomethane	1	10	NA	NA	< 0.31	NA	NA	NA	< 0.62 *	NA	< 0.62	< 1.6	< 1.6	< 1.6	< 1.6	< 0.31	< 1.6	NA	NA
Carbon disulfide	200	1000	NA	NA	NA	NA	NA	NA	NA	NA	NA	NA	NA	NA	NA	NA	NA	NA	NA
Carbon tetrachloride	0.5	5	NA	NA	< 0.26	NA	NA	NA	< 0.52	NA	< 0.52	< 1.3	< 1.3	< 1.3	< 1.3	< 0.26	< 1.3	NA	NA
Chloroform	0.6	6	NA	NA	< 0.2	NA	NA	NA	< 0.4	NA	< 0.4	< 1	< 1	< 1	< 1.0	***0.70 J***	< 1	NA	NA
Chloromethane	3	30	NA	NA	< 0.18	NA	NA	NA	< 0.36	NA	< 0.36	< 0.9	< 0.9	< 0.9	< 0.90	< 0.18	< 0.9	NA	NA
cis-1,2-Dichloroethene	7	70	NA	NA	***85***	NA	NA	NA	***270***	NA	***310***	***310***	***370***	***360***	***320***	***230***	***300***	NA	NA
Dichlorodifluoromethane	200	1000	NA	NA	< 0.2	NA	NA	NA	< 0.4	NA	< 0.4	< 1	< 1	< 1	< 1.0	< 0.20	< 1	NA	NA
Ethylbenzene	140	700	NA	NA	0.43 J	NA	NA	NA	< 0.26	NA	< 0.26	< 0.65	< 0.65	< 0.65	< 0.65	< 0.13	< 0.65	NA	NA
Isopropylbenzene	NE	NE	NA	NA	< 0.14	NA	NA	NA	< 0.28	NA	< 0.28	< 0.7	< 0.7	< 0.7	< 0.70	< 0.14	< 0.7	NA	NA
m,p-Xylene	400	2000	NA	NA	NA	NA	NA	NA	NA	NA	NA	NA	NA	NA	NA	NA	NA	NA	NA
Methyl tert-butyl ether	12	60	NA	NA	< 0.24	NA	NA	NA	< 0.48	NA	< 0.48	< 1.2	< 1.2	< 1.2	< 1.2	< 0.24	< 1.2	NA	NA
Methylene chloride	0.5	5	NA	NA	< 0.68	NA	NA	NA	< 1.4	NA	< 1.4	< 3.4	< 3.4	< 3.4	< 3.4	< 0.68	< 3.4	NA	NA
Naphthalene	10	100	NA	NA	< 0.16	NA	NA	NA	< 0.32	NA	< 0.32	< 0.8	< 0.8	< 0.8	< 0.80	< 0.16	< 0.8	NA	NA
n-Butylbenzene	NE	NE	NA	NA	< 0.13	NA	NA	NA	< 0.26	NA	< 0.26	< 0.65	< 0.65	< 0.65	< 0.65	< 0.13	< 0.65	NA	NA
n-Hexane	120	600	NA	NA	NA	NA	NA	NA	NA	NA	NA	NA	NA	NA	NA	NA	NA	NA	NA
n-Propylbenzene	NE	NE	NA	NA	< 0.13	NA	NA	NA	< 0.26	NA	< 0.26	< 0.65	< 0.65	< 0.65	< 0.65	< 0.13	< 0.65	NA	NA
o-Xylene	400	2000	NA	NA	NA	NA	NA	NA	NA	NA	NA	NA	NA	NA	NA	NA	NA	NA	NA
p-Isopropyltoluene	NE	NE	NA	NA	< 0.17	NA	NA	NA	< 0.34	NA	< 0.34	< 0.85	< 0.85	< 0.85	< 0.85	< 0.17	< 0.85	NA	NA
sec-Butylbenzene	NE	NE	NA	NA	< 0.15	NA	NA	NA	< 0.3	NA	< 0.3	< 0.75	< 0.75	< 0.75	< 0.75	< 0.15	< 0.75	NA	NA
Styrene	10	100	NA	NA	< 0.1	NA	NA	NA	< 0.2	NA	< 0.2	< 0.5	< 0.5	< 0.5	< 0.50	< 0.10	< 0.5	NA	NA
tert-Butylbenzene	NE	NE	NA	NA	< 0.14	NA	NA	NA	< 0.28	NA	< 0.28	< 0.7	< 0.7	< 0.7	< 0.70	< 0.14	< 0.7	NA	NA
Tetrachloroethene	0.5	5	NA	NA	***700***	NA	NA	NA	***1600***	NA	***1500***	***1100***	***1700***	***1600***	***1800***	***1200***	***2600***	NA	NA
Toluene	160	800	NA	NA	0.38 J	NA	NA	NA	< 0.22	NA	< 0.22	< 0.55	< 0.55	< 0.55	< 0.55	< 0.11	< 0.55	NA	NA
trans-1,2-Dichloroethene	20	100	NA	NA	< 0.25	NA	NA	NA	< 0.5	NA	2.9	< 1.3	5.2	6.2	5.0	4.1	2.7 J	NA	NA
Trichloroethene	0.5	5	NA	NA	***23***	NA	NA	NA	***130***	NA	***160***	***140***	***180***	***160***	***180***	***170***	***160***	NA	NA
Trichlorofluoromethane	698	3490	NA	NA	< 0.19	NA	NA	NA	< 0.38	NA	< 0.38	< 0.95	< 0.95	< 0.95	< 5.0	< 1.0	< 0.95	NA	NA
Vinyl chloride	0.02	0.2	NA	NA	< 0.1	NA	NA	NA	< 0.2	NA	< 0.2	< 0.5	< 0.5	< 0.5	***1.5 J***	***1.3***	< 0.5	NA	NA
Xylenes, Total	400	2000	NA	NA	2.5	NA	NA	NA	< 0.14	NA	< 0.14	< 0.34	< 0.34	< 0.34	< 0.34	< 0.068	< 0.34	NA	NA
Total PCBs																			
Aroclor-1016	0.003	0.03	NA	NA	NA	NA	NA	NA	NA	NA	NA	NA	NA	NA	NA	NA	NA	NA	NA
Aroclor-1232	0.003	0.03	NA	NA	NA	NA	NA	NA	NA	NA	NA	NA	NA	NA	NA	NA	NA	NA	NA
Aroclor-1242	0.003	0.03	NA	NA	NA	NA	NA	NA	NA	NA	NA	NA	NA	NA	NA	NA	NA	NA	NA
Aroclor-1248	0.003	0.03	NA	NA	NA	NA	NA	NA	NA	NA	NA	NA	NA	NA	NA	NA	NA	NA	NA
Total Detected PCBs	0.003	0.03	NA	NA	NA	NA	NA	NA	NA	NA	NA	NA	NA	NA	NA	NA	NA	NA	NA
Dissolved PCBs																			
Aroclor-1016	0.003	0.03	NA	NA	NA	NA	NA	NA	NA	NA	NA	NA	NA	NA	NA	NA	NA	NA	NA
Aroclor-1232	0.003	0.03	NA	NA	NA	NA	NA	NA	NA	NA	NA	NA	NA	NA	NA	NA	NA	NA	NA
Aroclor-1242	0.003	0.03	NA	NA	NA	NA	NA	NA	NA	NA	NA	NA	NA	NA	NA	NA	NA	NA	NA
Aroclor-1248	0.003	0.03	NA	NA	NA	NA	NA	NA	NA	NA	NA	NA	NA	NA	NA	NA	NA	NA	NA
Total Detected PCBs	0.003	0.03	NA	NA	NA	NA	NA	NA	NA	NA	NA	NA	NA	NA	NA	NA	NA	NA	NA
Solids																			
Total Dissolved Solids (mg/L)	NE	NE	1300	1200	1200	1100	1100	1100	NA	1200	NA	NA	NA	NA	NA	NA	1100	950	930
Total Suspended Solids (TSS) (mg/L)	NE	NE	NA	NA	NA	NA	NA	NA	NA	NA	NA	NA	NA	NA	NA	NA	NA	NA	NA

Notes on Page 61.

Table 16: Groundwater Analytical Results Summary
Madison-Kipp Corporation
Madison, Wisconsin

WELL ID			MW-21D2	MW-21D2	MW-21D2	MW-21D2	MW-21D2	MW-21D2	MW-21D2	MW-21D2	MW-21D2	MW-21D2[1]	MW-21D2	MW-21D2[1]	MW-21D2[1]	MW-21D2	MW-21D2	MW-21D2	MW-21D2[1]
SCREEN INTERVAL (feet bgs)	PREVENTIVE	ENFORCEMENT	110 - 170 ft	110 - 170 ft	110 - 170 ft	110 - 170 ft	110 - 170 ft	110 - 170 ft	110 - 170 ft	110 - 170 ft	110 - 170 ft	110 - 170 ft	110 - 170 ft	110 - 170 ft	110 - 170 ft	110 - 170 ft	110 - 170 ft	110 - 170 ft	110 - 170 ft
SAMPLE DATE	ACTION LIMIT	STANDARD	12/18/2012	12/19/2012	12/27/2012	01/02/2013	01/17/2013	01/17/2013	01/31/2013	02/14/2013	02/14/2013	02/14/2013	02/28/2013	03/12/2013	04/17/2013	07/18/2013	10/15/2013	04/15/2014	10/23/2014
VOCs																			
1,1,1,2-Tetrachloroethane	7	70	NA	NA	NA	NA	NA	< 0.25	NA	NA	NA	< 1.3	NA	< 1.3	< 2.5	< 1.3	< 0.5	< 1.3	< 0.25
1,1,1-Trichloroethane	40	200	NA	NA	NA	NA	NA	< 0.2	NA	NA	NA	< 1	NA	< 1	< 2	< 1	< 0.4	< 1.0	< 0.20
1,1,2-Trichloroethane	0.5	5	NA	NA	NA	NA	NA	***1.4***	NA	NA	NA	< 1.4	NA	< 1.4	< 2.8	< 1.4	< 0.56	< 1.4	< 0.28
1,1-Dichloroethene	0.7	7	NA	NA	NA	NA	NA	< 0.31	NA	NA	NA	< 1.6	NA	< 1.6	< 3.1	< 1.6	< 0.62	< 1.6	< 0.31
1,2,4-Trimethylbenzene	96	480	NA	NA	NA	NA	NA	< 0.14	NA	NA	NA	< 0.7	NA	< 0.7	< 1.4	< 0.7	< 0.28	< 0.70	< 0.14
1,2-Dibromoethane	0.005	0.05	NA	NA	NA	NA	NA	< 0.36	NA	NA	NA	< 1.8	NA	< 1.8	< 3.6	< 1.8	< 0.72	< 1.8	< 0.36
1,2-Dichlorobenzene	60	600	NA	NA	NA	NA	NA	< 0.27	NA	NA	NA	< 1.4	NA	< 1.4	< 2.7	< 1.4	< 0.54	< 1.4	< 0.27
1,2-Dichloroethane	0.5	5	NA	NA	NA	NA	NA	< 0.28	NA	NA	NA	< 1.4	NA	< 1.4	< 2.8	< 1.4	< 0.56	< 1.4	< 0.28
1,2-Dichloropropane	0.5	5	NA	NA	NA	NA	NA	< 0.2	NA	NA	NA	< 1	NA	< 1	< 2	< 1	< 0.4	< 1.0	< 0.20
1,2,3-Trichlorobenzene	NE	NE	NA	NA	NA	NA	NA	< 0.24	NA	NA	NA	< 1.2	NA	< 1.2	< 2.4	< 1.2	< 0.48	< 1.2	< 0.24
1,2,4-Trichlorobenzene	14	70	NA	NA	NA	NA	NA	< 0.31	NA	NA	NA	< 1.6	NA	< 1.6	< 3.1	< 1.6	< 0.62	< 1.6	< 0.31
1,3,5-Trimethylbenzene	96	480	NA	NA	NA	NA	NA	< 0.18	NA	NA	NA	< 0.9	NA	< 0.9	< 1.8	< 0.9	< 0.36	< 0.90	< 0.18
2-Butanone	800	4000	NA	NA	NA	NA	NA	NA	NA	NA	NA	NA	NA	NA	NA	NA	NA	NA	NA
2-Hexanone	NE	NE	NA	NA	NA	NA	NA	NA	NA	NA	NA	NA	NA	NA	NA	NA	NA	NA	NA
4-Methyl-2-pentanone	50	500	NA	NA	NA	NA	NA	NA	NA	NA	NA	NA	NA	NA	NA	NA	NA	NA	NA
Acetone	1800	9000	NA	NA	NA	NA	NA	NA	NA	NA	NA	NA	NA	NA	NA	NA	NA	NA	NA
Benzene	0.5	5	NA	NA	NA	NA	NA	0.25 J	NA	NA	NA	< 0.37	NA	< 0.37	< 0.74	< 0.37	< 0.15	< 0.37	0.24 J
Bromodichloromethane	0.06	0.6	NA	NA	NA	NA	NA	< 0.17	NA	NA	NA	< 0.85	NA	< 0.85	< 1.7	< 0.85	< 0.34	< 0.85	< 0.17
Bromoform	0.44	4.4	NA	NA	NA	NA	NA	< 0.28	NA	NA	NA	< 1.4	NA	< 1.4	< 2.8	< 1.4	< 0.56	< 1.4	< 0.28
Bromomethane	1	10	NA	NA	NA	NA	NA	< 0.31	NA	NA	NA	< 1.6 *	NA	< 1.6	< 3.1	< 1.6	< 0.62	< 1.6	< 0.31
Carbon disulfide	200	1000	NA	NA	NA	NA	NA	NA	NA	NA	NA	NA	NA	NA	NA	NA	NA	NA	NA
Carbon tetrachloride	0.5	5	NA	NA	NA	NA	NA	< 0.26	NA	NA	NA	< 1.3	NA	< 1.3	< 2.6	< 1.3	< 0.52	< 1.3	< 0.26
Chloroform	0.6	6	NA	NA	NA	NA	NA	< 0.2	NA	NA	NA	< 1	NA	< 1	< 2	< 1	< 0.4	< 1.0	***0.81 J***
Chloromethane	3	30	NA	NA	NA	NA	NA	< 0.18	NA	NA	NA	< 0.9	NA	< 0.9	< 1.8	< 0.9	< 0.36	< 0.90	< 0.18
cis-1,2-Dichloroethene	7	70	NA	NA	NA	NA	NA	< 0.12	NA	NA	NA	< 0.6	NA	< 0.6	***190***	***220***	***110***	***110***	1.3
Dichlorodifluoromethane	200	1000	NA	NA	NA	NA	NA	< 0.2	NA	NA	NA	< 1	NA	< 1	< 2	< 1	< 0.4	< 1.0	< 0.20
Ethylbenzene	140	700	NA	NA	NA	NA	NA	0.62	NA	NA	NA	< 0.65	NA	< 0.65	< 1.3	< 0.65	< 0.26	< 0.65	< 0.13
Isopropylbenzene	NE	NE	NA	NA	NA	NA	NA	< 0.14	NA	NA	NA	< 0.7	NA	< 0.7	< 1.4	< 0.7	< 0.28	< 0.70	< 0.14
m,p-Xylene	400	2000	NA	NA	NA	NA	NA	NA	NA	NA	NA	NA	NA	NA	NA	NA	NA	NA	NA
Methyl tert-butyl ether	12	60	NA	NA	NA	NA	NA	< 0.24	NA	NA	NA	< 1.2	NA	< 1.2	< 2.4	< 1.2	< 0.48	< 1.2	< 0.24
Methylene chloride	0.5	5	NA	NA	NA	NA	NA	< 0.68	NA	NA	NA	< 3.4	NA	< 3.4	< 6.8	< 3.4	< 1.4	< 3.4	< 0.68
Naphthalene	10	100	NA	NA	NA	NA	NA	< 0.16	NA	NA	NA	< 0.8	NA	< 0.8	< 1.6	< 0.8	< 0.32	< 0.80	< 0.16
n-Butylbenzene	NE	NE	NA	NA	NA	NA	NA	< 0.13	NA	NA	NA	< 0.65	NA	< 0.65	< 1.3	< 0.65	< 0.26	< 0.65	< 0.13
n-Hexane	120	600	NA	NA	NA	NA	NA	NA	NA	NA	NA	NA	NA	NA	NA	NA	NA	NA	NA
n-Propylbenzene	NE	NE	NA	NA	NA	NA	NA	< 0.13	NA	NA	NA	< 0.65	NA	< 0.65	< 1.3	< 0.65	< 0.26	< 0.65	< 0.13
o-Xylene	400	2000	NA	NA	NA	NA	NA	NA	NA	NA	NA	NA	NA	NA	NA	NA	NA	NA	NA
p-Isopropyltoluene	NE	NE	NA	NA	NA	NA	NA	< 0.17	NA	NA	NA	< 0.85	NA	< 0.85	< 1.7	< 0.85	< 0.34	< 0.85	< 0.17
sec-Butylbenzene	NE	NE	NA	NA	NA	NA	NA	< 0.15	NA	NA	NA	< 0.75	NA	< 0.75	< 1.5	< 0.75	< 0.3	< 0.75	< 0.15
Styrene	10	100	NA	NA	NA	NA	NA	< 0.1	NA	NA	NA	< 0.5	NA	< 0.5	< 1	< 0.5	< 0.2	< 0.50	< 0.10
tert-Butylbenzene	NE	NE	NA	NA	NA	NA	NA	< 0.14	NA	NA	NA	< 0.7	NA	< 0.7	< 1.4	< 0.7	< 0.28	< 0.70	< 0.14
Tetrachloroethene	0.5	5	NA	NA	NA	NA	NA	***1200***	NA	NA	NA	***3900***	NA	***2200***	***3500***	***2500***	***1500***	***1900***	***930***
Toluene	160	800	NA	NA	NA	NA	NA	0.48 J	NA	NA	NA	< 0.55	NA	< 0.55	< 1.1	< 0.55	< 0.22	< 0.55	< 0.11
trans-1,2-Dichloroethene	20	100	NA	NA	NA	NA	NA	< 0.25	NA	NA	NA	< 1.3	NA	< 1.3	< 2.5	< 1.3	< 0.5	< 1.3	< 0.25
Trichloroethene	0.5	5	NA	NA	NA	NA	NA	< 0.19	NA	NA	NA	***11***	NA	***14***	***150***	***210***	***120***	***130***	***3.3***
Trichlorofluoromethane	698	3490	NA	NA	NA	NA	NA	< 0.19	NA	NA	NA	< 0.95	NA	< 0.95	< 1.9	< 0.95	< 0.38	< 5.0	< 1.0
Vinyl chloride	0.02	0.2	NA	NA	NA	NA	NA	< 0.1	NA	NA	NA	< 0.5	NA	< 0.5	< 1	< 0.5	< 0.2	< 0.50	< 0.10
Xylenes, Total	400	2000	NA	NA	NA	NA	NA	4.3	NA	NA	NA	< 0.34	NA	< 0.34	< 0.68	< 0.34	< 0.14	< 0.34	< 0.068
Total PCBs																			
Aroclor-1016	0.003	0.03	NA	NA	NA	NA	NA	NA	NA	NA	NA	NA	NA	NA	NA	NA	NA	NA	NA
Aroclor-1232	0.003	0.03	NA	NA	NA	NA	NA	NA	NA	NA	NA	NA	NA	NA	NA	NA	NA	NA	NA
Aroclor-1242	0.003	0.03	NA	NA	NA	NA	NA	NA	NA	NA	NA	NA	NA	NA	NA	NA	NA	NA	NA
Aroclor-1248	0.003	0.03	NA	NA	NA	NA	NA	NA	NA	NA	NA	NA	NA	NA	NA	NA	NA	NA	NA
Total Detected PCBs	0.003	0.03	NA	NA	NA	NA	NA	NA	NA	NA	NA	NA	NA	NA	NA	NA	NA	NA	NA
Dissolved PCBs																			
Aroclor-1016	0.003	0.03	NA	NA	NA	NA	NA	NA	NA	NA	NA	NA	NA	NA	NA	NA	NA	NA	NA
Aroclor-1232	0.003	0.03	NA	NA	NA	NA	NA	NA	NA	NA	NA	NA	NA	NA	NA	NA	NA	NA	NA
Aroclor-1242	0.003	0.03	NA	NA	NA	NA	NA	NA	NA	NA	NA	NA	NA	NA	NA	NA	NA	NA	NA
Aroclor-1248	0.003	0.03	NA	NA	NA	NA	NA	NA	NA	NA	NA	NA	NA	NA	NA	NA	NA	NA	NA
Total Detected PCBs	0.003	0.03	NA	NA	NA	NA	NA	NA	NA	NA	NA	NA	NA	NA	NA	NA	NA	NA	NA
Solids																			
Total Dissolved Solids (mg/L)	NE	NE	910	920	1000	1100	1900	1800	4000	1200	1700	NA	3900	NA	NA	NA	NA	NA	NA
Total Suspended Solids (TSS) (mg/L)	NE	NE	NA	NA	NA	NA	NA	NA	NA	NA	NA	NA	NA	NA	NA	NA	NA	NA	NA

Notes on Page 61.

Table 16: Groundwater Analytical Results Summary
Madison-Kipp Corporation
Madison, Wisconsin

WELL ID			MW-22S	MW-22S	MW-22S	MW-22S	MW-22S	MW-22S	MW-22S	MW-22S	MW-22S	MW-22S	MW-22S[3]	MW-22D	MW-22D[3]	MW-22D	MW-22D	MW-22D[3]
SCREEN INTERVAL (feet bgs)	PREVENTIVE	ENFORCEMENT	24 - 35 ft	24 - 35 ft	24 - 35 ft	24 - 35 ft	24 - 35 ft	24 - 35 ft	24 - 35 ft	24 - 35 ft	24 - 35 ft	24 - 35 ft	24 - 35 ft	45 - 50 ft	45 - 50 ft	45 - 50 ft	45 - 50 ft	45 - 50 ft
SAMPLE DATE	ACTION LIMIT	STANDARD	01/15/2013	03/07/2013	04/19/2013	07/16/2013	10/10/2013	04/18/2014	10/20/2014	04/09/2015	10/20/2015	10/14/2016	10/06/2017	10/06/2017	01/15/2013	01/15/2013	03/08/2013	04/19/2013	04/19/2013
VOCs																			
1,1,1,2-Tetrachloroethane	7	70	< 0.25	NA	< 0.25	< 0.25	< 0.25	< 0.25	< 0.25	< 0.25	< 0.46	< 0.11	< 0.11	< 0.11	< 0.25	< 0.25	NA	< 0.25	< 0.25
1,1,1-Trichloroethane	40	200	< 0.2	NA	< 0.2	< 0.2	< 0.2	< 0.20	< 0.20	< 0.20	< 0.38	< 0.10	< 0.1	< 0.1	< 0.2	< 0.2	NA	< 0.2	< 0.2
1,1,2-Trichloroethane	0.5	5	< 0.28	NA	< 0.28	< 0.28	< 0.28	< 0.28	< 0.28	< 0.28	< 0.35	< 0.10	< 0.1	< 0.1	< 0.28	< 0.28	NA	< 0.28	< 0.28
1,1-Dichloroethene	0.7	7	< 0.31	NA	< 0.31	< 0.31	< 0.31	< 0.31	< 0.31	< 0.31	< 0.39	< 0.14	< 0.14	0.14 J	< 0.31	< 0.31	NA	< 0.31	< 0.31
1,2,4-Trimethylbenzene	96	480	0.86 J	NA	< 0.14	< 0.14	< 0.14	< 0.14	< 0.14	< 0.14	< 0.36	< 0.060	< 0.06	< 0.06	< 0.14	< 0.14	NA	< 0.14	< 0.14
1,2-Dibromoethane	0.005	0.05	< 0.36	NA	< 0.36	< 0.36	< 0.36	< 0.36	< 0.36	< 0.36	< 0.39	< 0.13	< 0.13	< 0.13	< 0.36	< 0.36	NA	< 0.36	< 0.36
1,2-Dichlorobenzene	60	600	< 0.27	NA	< 0.27	< 0.27	< 0.27	< 0.27	< 0.27	< 0.27	< 0.33	< 0.076	0.11 J	0.11 J	< 0.27	< 0.27	NA	< 0.27	< 0.27
1,2-Dichloroethane	0.5	5	< 0.28	NA	< 0.28	< 0.28	< 0.28	< 0.28	< 0.28	< 0.28	< 0.39	< 0.078	< 0.078	< 0.078	< 0.28	< 0.28	NA	< 0.28	< 0.28
1,2-Dichloropropane	0.5	5	< 0.2	NA	< 0.2	< 0.2	< 0.2	< 0.20	< 0.20	< 0.20	< 0.43	< 0.10	< 0.1	< 0.1	< 0.2	< 0.2	NA	< 0.2	< 0.2
1,2,3-Trichlorobenzene	NE	NE	< 0.24	NA	< 0.24	< 0.24	< 0.24	< 0.24	< 0.24	< 0.24	< 0.46	< 0.045	< 0.045	< 0.045	< 0.24	< 0.24	NA	< 0.24	< 0.24
1,2,4-Trichlorobenzene	14	70	< 0.31	NA	< 0.31	< 0.31	< 0.31	< 0.31	< 0.31	< 0.31	< 0.34	< 0.077	0.08 BJ	< 0.077	< 0.31	< 0.31	NA	< 0.31	< 0.31
1,3,5-Trimethylbenzene	96	480	< 0.18	NA	< 0.18	< 0.18	< 0.18	< 0.18	< 0.18	< 0.18	< 0.25	< 0.075	< 0.075	< 0.075	< 0.18	< 0.18	NA	< 0.18	< 0.18
2-Butanone	800	4000	NA	NA	NA	NA	NA	NA	NA	NA	NA	< 3.0	< 3	< 3	NA	NA	NA	NA	NA
2-Hexanone	NE	NE	NA	NA	NA	NA	NA	NA	NA	NA	NA	< 0.95	< 0.95	< 0.95	NA	NA	NA	NA	NA
4-Methyl-2-pentanone	50	500	NA	NA	NA	NA	NA	NA	NA	NA	NA	< 0.77	< 0.77	< 0.77	NA	NA	NA	NA	NA
Acetone	1800	9000	NA	NA	NA	NA	NA	NA	NA	NA	NA	< 3.4	< 3.4	11 J	NA	NA	NA	NA	NA
Benzene	0.5	5	***1.1***	NA	< 0.074	< 0.074	< 0.074	< 0.074	< 0.074	< 0.074	< 0.15	< 0.089	< 0.089	< 0.089	< 0.074	< 0.074	NA	< 0.074	< 0.074
Bromodichloromethane	0.06	0.6	< 0.17	NA	< 0.17	< 0.17	< 0.17	< 0.17	< 0.17	< 0.17	< 0.37	< 0.077	< 0.077	< 0.077	< 0.17	< 0.17	NA	< 0.17	< 0.17
Bromoform	0.44	4.4	< 0.28	NA	< 0.28	< 0.28	< 0.28	< 0.28	< 0.28	< 0.28	< 0.48	< 0.088	< 0.088	< 0.088	< 0.28	< 0.28	NA	< 0.28	< 0.28
Bromomethane	1	10	< 0.31	NA	< 0.31	< 0.31	< 0.31	< 0.31	< 0.31 *	< 0.31	< 0.80	< 0.59	< 0.59	< 0.59	< 0.31	< 0.31	NA	< 0.31	< 0.31
Carbon disulfide	200	1000	NA	NA	NA	NA	NA	NA	NA	NA	NA	< 0.053	< 0.053	< 0.053	NA	NA	NA	NA	NA
Carbon tetrachloride	0.5	5	< 0.26	NA	< 0.26	< 0.26	< 0.26	< 0.26	< 0.26	< 0.26	< 0.38	< 0.038	< 0.038	< 0.038	< 0.26	< 0.26	NA	< 0.26	< 0.26
Chloroform	0.6	6	***1***	NA	***0.91 J***	***1.4***	< 0.2	< 0.20	***0.75 J***	< 0.20	***0.66 J***	***0.91***	0.5	0.49 J	< 0.2	< 0.2	NA	< 0.2	< 0.2
Chloromethane	3	30	< 0.18	NA	< 0.18	< 0.18	< 0.18	< 0.18	< 0.18	< 0.18	< 0.32	0.72 J	***3***	***5.2***	0.47 J	< 0.18	NA	< 0.18	< 0.18
cis-1,2-Dichloroethene	7	70	1.8	NA	6.1	3.8	***97***	***46***	***58***	***65***	***32***	***46***	***38 J-***	***37***	3.6	3.3	NA	4.9	4.9
Dichlorodifluoromethane	200	1000	< 0.2	NA	< 0.2	< 0.2	< 0.2	< 0.20	< 0.20	< 0.20	< 0.54	< 0.11	< 0.11	< 0.11	< 0.2	< 0.2	NA	< 0.2	< 0.2
Ethylbenzene	140	700	0.50	NA	< 0.13	< 0.13	< 0.13	< 0.13	< 0.13	< 0.13	< 0.18	< 0.054	< 0.054	< 0.054	< 0.13	< 0.13	NA	< 0.13	< 0.13
Isopropylbenzene	NE	NE	< 0.14	NA	< 0.14	< 0.14	< 0.14	< 0.14	< 0.14	< 0.14	< 0.39	< 0.081	< 0.081	< 0.081	< 0.14	< 0.14	NA	< 0.14	< 0.14
m,p-Xylene	400	2000	NA	NA	NA	NA	NA	NA	NA	NA	NA	< 0.057	< 0.057	< 0.057	NA	NA	NA	NA	NA
Methyl tert-butyl ether	12	60	< 0.24	NA	< 0.24	< 0.24	< 0.24	< 0.24	< 0.24 *	< 0.24	< 0.39	< 0.14	< 0.14	< 0.14	< 0.24	< 0.24	NA	< 0.24	< 0.24
Methylene chloride	0.5	5	< 0.68	NA	< 0.68	< 0.68	< 0.68	< 0.68	< 0.68	< 0.68	< 1.6	< 0.14	< 0.14	< 0.14	< 0.68	< 0.68	NA	< 0.68	< 0.68
Naphthalene	10	100	< 0.16	NA	< 0.16	< 0.16	< 0.16	< 0.16	< 0.16	< 0.16	< 0.34	< 0.088	< 0.088	< 0.088	< 0.16	< 0.16	NA	< 0.16	< 0.16
n-Butylbenzene	NE	NE	< 0.13	NA	< 0.13	< 0.13	< 0.13	< 0.13	< 0.13	< 0.13	< 0.39	< 0.14	< 0.14	< 0.14	< 0.13	< 0.13	NA	< 0.13	< 0.13
n-Hexane	120	600	NA	NA	NA	NA	NA	NA	NA	NA	NA	< 0.21	< 0.21	< 0.21	NA	NA	NA	NA	NA
n-Propylbenzene	NE	NE	< 0.13	NA	< 0.13	< 0.13	< 0.13	< 0.13	< 0.13	< 0.13	< 0.41	< 0.10	< 0.1	< 0.1	< 0.13	< 0.13	NA	< 0.13	< 0.13
o-Xylene	400	2000	NA	NA	NA	NA	NA	NA	NA	NA	NA	< 0.058	< 0.058	< 0.058	NA	NA	NA	NA	NA
p-Isopropyltoluene	NE	NE	< 0.17	NA	< 0.17	< 0.17	< 0.17	< 0.17	< 0.17	< 0.17	< 0.36	< 0.085	< 0.085	< 0.085	< 0.17	< 0.17	NA	< 0.17	< 0.17
sec-Butylbenzene	NE	NE	< 0.15	NA	< 0.15	< 0.15	< 0.15	< 0.15	< 0.15	< 0.15	< 0.40	< 0.13	< 0.13	< 0.13	< 0.15	< 0.15	NA	< 0.15	< 0.15
Styrene	10	100	< 0.1	NA	< 0.1	< 0.1	< 0.1	< 0.10	< 0.10	< 0.10	< 0.39	< 0.065	< 0.065	< 0.065	< 0.1	< 0.1	NA	< 0.1	< 0.1
tert-Butylbenzene	NE	NE	< 0.14	NA	< 0.14	< 0.14	< 0.14	< 0.14	< 0.14	< 0.14	< 0.40	< 0.12	< 0.12	< 0.12	< 0.14	< 0.14	NA	< 0.14	< 0.14
Tetrachloroethene	0.5	5	***180***	NA	***160***	***210***	***13***	***23***	***61***	***17***	***30***	***18***	***24 BJ***	***23 B***	***520***	***470***	NA	***450***	***430***
Toluene	160	800	1.7	NA	< 0.11	< 0.11	< 0.11	< 0.11	< 0.11	< 0.11	< 0.15	0.12 J	< 0.053	< 0.053	< 0.11	< 0.11	NA	< 0.11	< 0.11
trans-1,2-Dichloroethene	20	100	< 0.25	NA	< 0.25	< 0.25	< 0.25	< 0.25	< 0.25	< 0.25	< 0.35	0.36 J	0.49 J	0.46 J	< 0.25	< 0.25	NA	< 0.25	< 0.25
Trichloroethene	0.5	5	***4.8***	NA	***5.4***	***8.5***	***6.1***	***4.2***	***7.1***	***2.9***	***4.1***	***9.8***	***9.4***	***9.1***	***5.8***	***6***	NA	***5.8***	***5.7***
Trichlorofluoromethane	698	3490	< 0.19	NA	< 0.19	< 0.19	< 0.19	< 1.0	< 1.0	< 1.0	< 1.0	< 0.50	< 0.5	< 0.5	< 0.19	< 0.19	NA	< 0.19	< 0.19
Vinyl chloride	0.02	0.2	< 0.1	NA	< 0.1	< 0.1	< 0.1	< 0.10	< 0.10	< 0.10	< 0.20	***0.40 J***	***0.85***	***0.8***	< 0.1	< 0.1	NA	< 0.1	< 0.1
Xylenes, Total	400	2000	1.5	NA	< 0.068	< 0.068	< 0.068	< 0.068	< 0.068	< 0.068	< 0.22	< 0.058	< 0.12	< 0.12	< 0.068	< 0.068	NA	< 0.068	< 0.068
Total PCBs																			
Aroclor-1016	0.003	0.03	***12***	< 0.033	***4***	< 0.064	< 0.064	< 0.065	NA	NA	NA	NA	< 0.035	< 0.035	***2.4***	NA	< 0.033	< 0.064	NA
Aroclor-1232	0.003	0.03	< 0.49	***13***	< 0.19	< 0.19	***12***	< 0.20	NA	NA	NA	NA	< 0.037	< 0.037	< 0.092	NA	***2.6***	< 0.19	NA
Aroclor-1242	0.003	0.03	< 0.69	< 0.099	< 0.19	***4.7***	< 0.19	***7.1***	NA	NA	NA	NA	< 0.038	< 0.038	< 0.13	NA	< 0.1	< 0.19	NA
Aroclor-1248	0.003	0.03	< 0.58	< 0.099	< 0.19	< 0.19	< 0.19	< 0.20	NA	NA	NA	NA	***2***	***1.9***	< 0.11	NA	< 0.1	< 0.19	NA
Total Detected PCBs	0.003	0.03	***12***	***13***	***4***	***4.7***	***12***	***7.1***	NA	NA	NA	NA	***2***	***1.9***	***2.4***	NA	***2.6***	ND	NA
Dissolved PCBs																			
Aroclor-1016	0.003	0.03	NA	< 0.037	< 0.068	< 0.065	< 0.063	< 0.067	***0.89***	< 0.063	< 0.064	NA	NA	NA	NA	NA	< 0.033	< 0.064	NA
Aroclor-1232	0.003	0.03	NA	< 0.11	< 0.2	< 0.19	< 0.19	< 0.20	< 0.19	< 0.19	< 0.19	NA	NA	NA	NA	NA	< 0.1	< 0.19	NA
Aroclor-1242	0.003	0.03	NA	< 0.11	< 0.2	< 0.19	< 0.19	***0.28 J***	< 0.19	***1.9***	< 0.19	NA	NA	NA	NA	NA	< 0.1	< 0.19	NA
Aroclor-1248	0.003	0.03	NA	< 0.11	< 0.2	< 0.19	< 0.19	< 0.20	< 0.19	< 0.19	< 0.19	NA	NA	NA	NA	NA	< 0.1	< 0.19	NA
Total Detected PCBs	0.003	0.03	NA	ND	ND	ND	ND	***0.28 J***	***0.89***	***1.9***	ND	NA	NA	NA	NA	NA	ND	ND	NA
Solids																			
Total Dissolved Solids (mg/L)	NE	NE	NA	NA	NA	NA	NA	NA	NA	NA	NA	806	830	838	NA	NA	NA	NA	NA
Total Suspended Solids (TSS) (mg/L)	NE	NE	NA	NA	NA	NA	NA	NA	NA	NA	NA	4.0	1.2 J	< 0.95	NA	NA	NA	NA	NA

Notes on Page 61.

Table 16: Groundwater Analytical Results Summary
Madison-Kipp Corporation
Madison, Wisconsin

WELL ID			MW-22D	MW-22D[3]	MW-22D	MW-22D[3]	MW-22D	MW-22D[3]	MW-22D	MW-22D[3]	MW-22D	MW-22D[3]	MW-22D	MW-22D	MW-22D	MW-22D[3]	MW-22D	MW-22D	MW-22D
SCREEN INTERVAL (feet bgs)	PREVENTIVE	ENFORCEMENT	45 - 50 ft	45 - 50 ft	45 - 50 ft	45 - 50 ft	45 - 50 ft	45 - 50 ft	45 - 50 ft	45 - 50 ft	45 - 50 ft	45 - 50 ft	45 - 50 ft	45 - 50 ft	45 - 50 ft	45 - 50 ft	45 - 50 ft	45 - 50 ft	45 - 50 ft
SAMPLE DATE	ACTION LIMIT	STANDARD	07/16/2013	07/16/2013	10/10/2013	10/10/2013	04/18/2014	04/18/2014	10/16/2014	10/16/2014	04/09/2015	04/09/2015	06/10/2015	07/20/2015	10/20/2015	10/20/2015	01/22/2016	04/21/2016	07/20/2016
VOCs																			
1,1,1,2-Tetrachloroethane	7	70	< 0.25	< 0.25	< 0.25	< 0.25	< 0.25	< 0.25	< 0.25	< 0.25	< 0.25	< 0.25	NA	NA	< 0.46	< 0.46	< 0.11	< 2.2	< 0.55
1,1,1-Trichloroethane	40	200	< 0.2	< 0.2	< 0.2	< 0.2	< 0.20	< 0.20	< 0.20	< 0.20	< 0.20	< 0.20	NA	NA	< 0.38	< 0.38	< 0.10	< 2.0	< 0.50
1,1,2-Trichloroethane	0.5	5	< 0.28	< 0.28	< 0.28	< 0.28	< 0.28	< 0.28	< 0.28	< 0.28	< 0.28	< 0.28	NA	NA	< 0.35	< 0.35	< 0.10	< 2.0	< 0.50
1,1-Dichloroethene	0.7	7	< 0.31	< 0.31	< 0.31	< 0.31	< 0.31	< 0.31	< 0.31	< 0.31	< 0.31	< 0.31	NA	NA	< 0.39	< 0.39	< 0.14	< 2.8	< 0.70
1,2,4-Trimethylbenzene	96	480	< 0.14	< 0.14	< 0.14	< 0.14	< 0.14	< 0.14	< 0.14	< 0.14	< 0.14	< 0.14	NA	NA	< 0.36	< 0.36	< 0.060	< 1.2	< 0.30
1,2-Dibromoethane	0.005	0.05	< 0.36	< 0.36	< 0.36	< 0.36	< 0.36	< 0.36	< 0.36	< 0.36	< 0.36	< 0.36	NA	NA	< 0.39	< 0.39	< 0.13	< 2.6	< 0.65
1,2-Dichlorobenzene	60	600	< 0.27	< 0.27	< 0.27	< 0.27	< 0.27	< 0.27	< 0.27	< 0.27	< 0.27	< 0.27	NA	NA	< 0.33	< 0.33	< 0.076	< 1.5	< 0.38
1,2-Dichloroethane	0.5	5	< 0.28	< 0.28	< 0.28	< 0.28	< 0.28	< 0.28	< 0.28	< 0.28	< 0.28	< 0.28	NA	NA	< 0.39	< 0.39	< 0.078	< 1.6	< 0.39
1,2-Dichloropropane	0.5	5	< 0.2	< 0.2	< 0.2	< 0.2	< 0.20	< 0.20	< 0.20	< 0.20	< 0.20	< 0.20	NA	NA	< 0.43	< 0.43	< 0.10	< 2.0	< 0.50
1,2,3-Trichlorobenzene	NE	NE	< 0.24	< 0.24	< 0.24	< 0.24	< 0.24	< 0.24	< 0.24	< 0.24	< 0.24	< 0.24	NA	NA	< 0.46	< 0.46	< 0.045	< 0.90	< 0.23
1,2,4-Trichlorobenzene	14	70	< 0.31	< 0.31	< 0.31	< 0.31	< 0.31	< 0.31	< 0.31	< 0.31	< 0.31	< 0.31	NA	NA	< 0.34	< 0.34	< 0.077	< 1.5	< 0.39
1,3,5-Trimethylbenzene	96	480	< 0.18	< 0.18	< 0.18	< 0.18	< 0.18	< 0.18	< 0.18	< 0.18	< 0.18	< 0.18	NA	NA	< 0.25	< 0.25	< 0.075	< 1.5	< 0.38
2-Butanone	800	4000	NA	NA	NA	NA	NA	NA	NA	NA	NA	NA	NA	NA	NA	NA	< 3.0	< 60	< 15
2-Hexanone	NE	NE	NA	NA	NA	NA	NA	NA	NA	NA	NA	NA	NA	NA	NA	NA	< 0.95	< 19	< 4.8
4-Methyl-2-pentanone	50	500	NA	NA	NA	NA	NA	NA	NA	NA	NA	NA	NA	NA	NA	NA	< 0.77	< 15	< 3.9
Acetone	1800	9000	NA	NA	NA	NA	NA	NA	NA	NA	NA	NA	NA	NA	NA	NA	< 3.4	< 68	< 17
Benzene	0.5	5	< 0.074	< 0.074	< 0.074	< 0.074	< 0.074	< 0.074	< 0.074	< 0.074	0.47 J	< 0.074	NA	NA	< 0.15	< 0.15	< 0.089	< 1.8	< 0.45
Bromodichloromethane	0.06	0.6	< 0.17	< 0.17	< 0.17	< 0.17	< 0.17	< 0.17	< 0.17	< 0.17	< 0.17	< 0.17	NA	NA	< 0.37	< 0.37	< 0.077	< 1.5	< 0.39
Bromoform	0.44	4.4	< 0.28	< 0.28	< 0.28	< 0.28	< 0.28	< 0.28	< 0.28	< 0.28	< 0.28	< 0.28	NA	NA	< 0.48	< 0.48	< 0.088	< 1.8	< 0.44
Bromomethane	1	10	< 0.31	< 0.31	< 0.31	< 0.31	< 0.31	< 0.31	< 0.31	< 0.31	< 0.31	< 0.31	NA	NA	< 0.80	< 0.80	< 0.59	< 12	< 3.0
Carbon disulfide	200	1000	NA	NA	NA	NA	NA	NA	NA	NA	NA	NA	NA	NA	NA	NA	< 0.053	9.2 J	< 0.27
Carbon tetrachloride	0.5	5	< 0.26	< 0.26	< 0.26	< 0.26	< 0.26	< 0.26	< 0.26	< 0.26	< 0.26	< 0.26	NA	NA	< 0.38	< 0.38	< 0.038	< 0.76	< 0.19
Chloroform	0.6	6	< 0.2	< 0.2	< 0.2	< 0.2	< 0.20	< 0.20	< 0.20	< 0.20	< 0.20	< 0.20	NA	NA	< 0.37	< 0.37	0.36 J	***2.4 BJ***	< 0.31
Chloromethane	3	30	< 0.18	< 0.18	< 0.18	< 0.18	< 0.18	< 0.18	< 0.18	< 0.18	< 0.18	< 0.18	NA	NA	< 0.32	< 0.32	< 0.16	< 3.2	< 0.80
cis-1,2-Dichloroethene	7	70	3.7	3.7	< 0.12	4.0	2.6	2.5	4.2	4.9	4.2	4.4	NA	NA	4.0	3.9	3.9	3.6 J	3.8
Dichlorodifluoromethane	200	1000	< 0.2	< 0.2	< 0.2	< 0.2	< 0.20	< 0.20	< 0.20	< 0.20	< 0.20	< 0.20	NA	NA	< 0.54	< 0.54	< 0.11	< 2.2	< 0.55
Ethylbenzene	140	700	< 0.13	< 0.13	< 0.13	< 0.13	< 0.13	< 0.13	< 0.13	< 0.13	< 0.13	< 0.13	NA	NA	< 0.18	< 0.18	< 0.054	< 1.1	< 0.27
Isopropylbenzene	NE	NE	< 0.14	< 0.14	< 0.14	< 0.14	< 0.14	< 0.14	< 0.14	< 0.14	< 0.14	< 0.14	NA	NA	< 0.39	< 0.39	< 0.081	< 1.6	< 0.41
m,p-Xylene	400	2000	NA	NA	NA	NA	NA	NA	NA	NA	NA	NA	NA	NA	NA	NA	< 0.057	< 1.1	< 0.29
Methyl tert-butyl ether	12	60	< 0.24	< 0.24	< 0.24	< 0.24	< 0.24	< 0.24	< 0.24	< 0.24	< 0.24	< 0.24	NA	NA	< 0.39	< 0.39	< 0.14	< 2.8	< 0.70
Methylene chloride	0.5	5	< 0.68	< 0.68	< 0.68	< 0.68	< 0.68	< 0.68	***6.6***	***7.1***	< 0.68	< 0.68	NA	NA	< 1.6	< 1.6	< 0.14	< 2.8	< 0.70
Naphthalene	10	100	< 0.16	< 0.16	< 0.16	< 0.16	< 0.16	< 0.16	< 0.16	< 0.16	< 0.16	< 0.16	NA	NA	< 0.34	< 0.34	< 0.088	< 1.8	< 0.44
n-Butylbenzene	NE	NE	< 0.13	< 0.13	< 0.13	< 0.13	< 0.13	< 0.13	< 0.13	< 0.13	< 0.13	< 0.13	NA	NA	< 0.39	< 0.39	< 0.14	< 2.8	< 0.70
n-Hexane	120	600	NA	NA	NA	NA	NA	NA	NA	NA	NA	NA	NA	NA	NA	NA	< 0.21	< 4.2	< 1.1
n-Propylbenzene	NE	NE	< 0.13	< 0.13	< 0.13	< 0.13	< 0.13	< 0.13	< 0.13	< 0.13	< 0.13	< 0.13	NA	NA	< 0.41	< 0.41	< 0.10	< 2.0	< 0.50
o-Xylene	400	2000	NA	NA	NA	NA	NA	NA	NA	NA	NA	NA	NA	NA	NA	NA	< 0.058	< 1.2	< 0.29
p-Isopropyltoluene	NE	NE	< 0.17	< 0.17	< 0.17	< 0.17	< 0.17	< 0.17	< 0.17	< 0.17	< 0.17	< 0.17	NA	NA	< 0.36	< 0.36	< 0.085	< 1.7	< 0.43
sec-Butylbenzene	NE	NE	< 0.15	< 0.15	< 0.15	< 0.15	< 0.15	< 0.15	< 0.15	< 0.15	< 0.15	< 0.15	NA	NA	< 0.40	< 0.40	< 0.13	< 2.6	< 0.65
Styrene	10	100	< 0.1	< 0.1	< 0.1	< 0.1	< 0.10	< 0.10	< 0.10	< 0.10	< 0.10	< 0.10	NA	NA	< 0.39	< 0.39	< 0.065	< 1.3	< 0.33
tert-Butylbenzene	NE	NE	< 0.14	< 0.14	< 0.14	< 0.14	< 0.14	< 0.14	< 0.14	< 0.14	< 0.14	< 0.14	NA	NA	< 0.40	< 0.40	< 0.12	< 2.4	< 0.60
Tetrachloroethene	0.5	5	***270***	***310***	***190***	***190***	***430***	***450***	***250***	***270***	***170***	***190***	NA	NA	***140***	***160***	***220***	***140***	***130***
Toluene	160	800	0.37 J	0.38 J	< 0.11	< 0.11	< 0.11	< 0.11	< 0.11	< 0.11	< 0.11	< 0.11	NA	NA	< 0.15	< 0.15	< 0.053	< 1.1	< 0.27
trans-1,2-Dichloroethene	20	100	< 0.25	< 0.25	< 0.25	< 0.25	< 0.25	< 0.25	< 0.25	< 0.25	< 0.25	< 0.25	NA	NA	< 0.35	< 0.35	0.23 J	< 2.2	< 0.55
Trichloroethene	0.5	5	***5***	***5.3***	***4.9***	***5.3***	***6.8***	***6.7***	***5.7***	***6.9***	***5.6***	***5.7***	NA	NA	***5.4***	***5.7***	***6.1***	***5.6 J***	***5.7***
Trichlorofluoromethane	698	3490	< 0.19	< 0.19	< 0.19	< 0.19	< 1.0	< 1.0	< 1.0	< 1.0	< 1.0	< 1.0	NA	NA	< 1.0	< 1.0	< 0.50	< 10	< 2.5
Vinyl chloride	0.02	0.2	< 0.1	< 0.1	< 0.1	***0.92***	< 0.10	< 0.10	***0.68***	***0.66***	***0.62***	< 0.10	NA	NA	***0.66***	***0.74***	< 0.16	< 3.2	***0.85 J***
Xylenes, Total	400	2000	< 0.068	< 0.068	< 0.068	< 0.068	< 0.068	< 0.068	< 0.068	< 0.068	< 0.068	< 0.068	NA	NA	< 0.22	< 0.22	< 0.058	< 1.2	< 0.29
Total PCBs																			
Aroclor-1016	0.003	0.03	< 0.063	NA	< 0.063	NA	< 0.065	NA	NA	NA	NA	NA	NA	NA	NA	NA	NA	NA	NA
Aroclor-1232	0.003	0.03	< 0.19	NA	***3.3***	NA	< 0.19	NA	NA	NA	NA	NA	NA	NA	NA	NA	NA	NA	NA
Aroclor-1242	0.003	0.03	***0.97***	NA	< 0.19	NA	< 0.19	NA	NA	NA	NA	NA	NA	NA	NA	NA	NA	NA	NA
Aroclor-1248	0.003	0.03	< 0.19	NA	< 0.19	NA	< 0.19	NA	NA	NA	NA	NA	NA	NA	NA	NA	NA	NA	NA
Total Detected PCBs	0.003	0.03	***0.97***	NA	***3.3***	NA	ND	NA	NA	NA	NA	NA	NA	NA	NA	NA	NA	NA	NA
Dissolved PCBs																			
Aroclor-1016	0.003	0.03	< 0.064	NA	< 0.065	NA	< 0.066	NA	< 0.063	NA	< 0.063	NA	< 0.066	< 0.062	< 0.069	NA	NA	NA	NA
Aroclor-1232	0.003	0.03	< 0.19	NA	< 0.19	NA	< 0.20	NA	< 0.19	NA	< 0.19	NA	< 0.20	< 0.19	< 0.21	NA	NA	NA	NA
Aroclor-1242	0.003	0.03	< 0.19	NA	< 0.19	NA	< 0.20	NA	< 0.19	NA	***4.3***	NA	< 0.20	< 0.19	< 0.21	NA	NA	NA	NA
Aroclor-1248	0.003	0.03	< 0.19	NA	< 0.19	NA	< 0.20	NA	< 0.19	NA	< 0.19	NA	< 0.20	< 0.19	< 0.21	NA	NA	NA	NA
Total Detected PCBs	0.003	0.03	ND	NA	ND	NA	ND	NA	ND	NA	***4.3***	NA	ND	ND	ND	NA	NA	NA	NA
Solids																			
Total Dissolved Solids (mg/L)	NE	NE	NA	NA	NA	NA	NA	NA	NA	NA	NA	NA	NA	NA	NA	NA	NA	NA	NA
Total Suspended Solids (TSS) (mg/L)	NE	NE	NA	NA	NA	NA	NA	NA	NA	NA	NA	NA	NA	NA	NA	NA	NA	NA	NA

Notes on Page 61.

Table 16: Groundwater Analytical Results Summary
Madison-Kipp Corporation
Madison, Wisconsin

WELL ID			MW-22D	MW-22D	MW-22D	MW-22D	MW-22D[3]	MW-23S	MW-23S	MW-23S	MW-23S	MW-23S	MW-23S	MW-23S	MW-23S	MW-23S	MW-23S	MW-23S[3]	MW-23S	MW-23S[3]
SCREEN INTERVAL (feet bgs)	PREVENTIVE	ENFORCEMENT	45 - 50 ft	45 - 50 ft	45 - 50 ft	45 - 50 ft	45 - 50 ft	24 - 35 ft	24 - 35 ft	24 - 35 ft	24 - 35 ft	24 - 35 ft	24 - 35 ft	24 - 35 ft	24 - 35 ft	24 - 35 ft	24 - 35 ft	24 - 35 ft	24 - 35 ft	24 - 35 ft
SAMPLE DATE	ACTION LIMIT	STANDARD	10/14/2016	1/20/2017	04/11/2017	10/06/2017	10/06/2017	01/15/2013	04/19/2013	07/16/2013	09/05/2013	09/05/2013	10/10/2013	04/18/2014	10/20/2014	04/09/2015	10/20/2015	10/14/2016	10/14/2016	10/06/2017	10/06/2017
VOCs																					
1,1,1,2-Tetrachloroethane	7	70	< 0.44	< 0.55	< 0.55	< 0.55	< 0.55	< 0.25	< 0.25	< 0.25	< 0.25	NA	< 0.25	< 0.25	< 0.25	< 0.25	< 0.46	< 0.44	< 0.22	< 0.22	< 0.55
1,1,1-Trichloroethane	40	200	< 0.40	< 0.50	< 0.50	< 0.5	< 0.5	< 0.2	< 0.2	< 0.2	< 0.2	NA	< 0.2	< 0.20	< 0.20	< 0.20	< 0.38	< 0.40	< 0.20	< 0.2	< 0.5
1,1,2-Trichloroethane	0.5	5	< 0.40	< 0.50	< 0.50	< 0.5	< 0.5	< 0.28	< 0.28	< 0.28	< 0.28	NA	***1.8***	< 0.28	< 0.28	< 0.28	< 0.35	< 0.40	< 0.20	< 0.2	< 0.5
1,1-Dichloroethene	0.7	7	< 0.56	< 0.70	< 0.70	< 0.7	< 0.7	< 0.31	< 0.31	< 0.31	< 0.31	NA	< 0.31	< 0.31	< 0.31	< 0.31	< 0.39	< 0.56	< 0.28	< 0.28	< 0.7
1,2,4-Trimethylbenzene	96	480	< 0.24	< 0.30	< 0.30	< 0.3	< 0.3	< 0.14	< 0.14	< 0.14	< 0.14	NA	< 0.14	< 0.14	< 0.14	< 0.14	< 0.36	< 0.24	< 0.12	< 0.12	< 0.3
1,2-Dibromoethane	0.005	0.05	< 0.52	< 0.65	< 0.65	< 0.65	< 0.65	< 0.36	< 0.36	< 0.36	< 0.36	NA	< 0.36	< 0.36	< 0.36	< 0.36	< 0.39	< 0.52	< 0.26	< 0.26	< 0.65
1,2-Dichlorobenzene	60	600	< 0.30	< 0.38	< 0.38	< 0.38	< 0.38	< 0.27	< 0.27	< 0.27	< 0.27	NA	< 0.27	< 0.27	< 0.27	< 0.27	< 0.33	< 0.30	< 0.15	< 0.15	< 0.38
1,2-Dichloroethane	0.5	5	< 0.31	< 0.39	< 0.39	< 0.39	< 0.39	< 0.28	< 0.28	< 0.28	< 0.28	NA	< 0.28	< 0.28	< 0.28	< 0.28	< 0.39	< 0.31	< 0.16	< 0.16	< 0.39
1,2-Dichloropropane	0.5	5	< 0.40	< 0.50	< 0.50	< 0.5	< 0.5	< 0.2	< 0.2	< 0.2	< 0.2	NA	< 0.2	< 0.20	< 0.20	< 0.20	< 0.43	< 0.40	< 0.20	< 0.2	< 0.5
1,2,3-Trichlorobenzene	NE	NE	< 0.18	< 0.23	< 0.23	< 0.23	< 0.23	< 0.24	< 0.24	< 0.24	< 0.24	NA	< 0.24	< 0.24	< 0.24	< 0.24	< 0.46	< 0.18	< 0.090	< 0.09	< 0.23
1,2,4-Trichlorobenzene	14	70	< 0.31	< 0.39	< 0.39	< 0.39	< 0.39	< 0.31	< 0.31	< 0.31	< 0.31	NA	< 0.31	< 0.31	< 0.31	< 0.31	< 0.34	< 0.31	< 0.15	< 0.15	< 0.39
1,3,5-Trimethylbenzene	96	480	< 0.30	< 0.38	< 0.38	< 0.38	< 0.38	< 0.18	< 0.18	< 0.18	< 0.18	NA	< 0.18	< 0.18	< 0.18	< 0.18	< 0.25	< 0.30	< 0.15	< 0.15	< 0.38
2-Butanone	800	4000	< 12	< 15	< 15	< 15	< 15	NA	NA	NA	NA	NA	NA	NA	NA	NA	NA	< 12	< 6.0	< 6	< 15
2-Hexanone	NE	NE	< 3.8	< 4.8	< 4.8	< 4.8	< 4.8	NA	NA	NA	NA	NA	NA	NA	NA	NA	NA	< 3.8	< 1.9	< 1.9	< 4.8
4-Methyl-2-pentanone	50	500	< 3.1	< 3.9	< 3.9	< 3.9	< 3.9	NA	NA	NA	NA	NA	NA	NA	NA	NA	NA	< 3.1	< 1.5	< 1.5	< 3.9
Acetone	1800	9000	< 14	< 17	38 BJ	< 17	< 17	NA	NA	NA	NA	NA	NA	NA	NA	NA	NA	< 14	< 6.8	14 J	< 17
Benzene	0.5	5	< 0.36	< 0.45	***0.80 J***	< 0.45	< 0.45	***0.73***	< 0.074	< 0.074	< 0.074	NA	< 0.074	< 0.074	< 0.074	< 0.074	< 0.15	< 0.36	< 0.18	< 0.18	< 0.45
Bromodichloromethane	0.06	0.6	< 0.31	< 0.39	< 0.39	< 0.39	< 0.39	< 0.17	< 0.17	< 0.17	< 0.17	NA	< 0.17	< 0.17	< 0.17	< 0.17	< 0.37	< 0.31	< 0.15	< 0.15	< 0.39
Bromoform	0.44	4.4	< 0.35	< 0.44	< 0.44	< 0.44	< 0.44	< 0.28	< 0.28	< 0.28	< 0.28	NA	< 0.28	< 0.28	< 0.28	< 0.28	< 0.48	< 0.35	< 0.18	< 0.18	< 0.44
Bromomethane	1	10	< 2.4	< 3.0	< 3.0	< 3	< 3	< 0.31	< 0.31	< 0.31	< 0.31	NA	< 0.31	< 0.31	< 0.31 *	< 0.31	< 0.80	< 2.4	< 1.2	< 1.2	< 3
Carbon disulfide	200	1000	< 0.21	< 0.27	2.3 J	< 0.27	< 0.27	NA	NA	NA	NA	NA	NA	NA	NA	NA	NA	< 0.21	< 0.11	< 0.11	< 0.27
Carbon tetrachloride	0.5	5	< 0.15	< 0.19	< 0.19	< 0.19	< 0.19	< 0.26	< 0.26	< 0.26	< 0.26	NA	< 0.26	< 0.26	< 0.26	< 0.26	< 0.38	< 0.15	< 0.076	< 0.076	< 0.19
Chloroform	0.6	6	< 0.25	0.40 BJ	***1.1 J***	< 0.31	< 0.31	< 0.2	< 0.2	< 0.2	< 0.2	NA	< 0.2	< 0.20	< 0.20	< 0.20	< 0.37	< 0.25	< 0.12	< 0.12	< 0.31
Chloromethane	3	30	***3.4 J***	< 0.80	2.8 J+	< 0.8	***4.9 J***	1.2	< 0.18	< 0.18	< 0.18	NA	< 0.18	< 0.18	< 0.18	< 0.18	< 0.32	2.3 BJ	0.86 J	0.92 J	2.7 J
cis-1,2-Dichloroethene	7	70	5.6	***14***	***26***	***47***	***47***	< 0.12	3.7	***29***	***27***	NA	***16***	***16***	***19***	***20***	***9.6***	***12***	***15***	***33***	***33***
Dichlorodifluoromethane	200	1000	< 0.44	< 0.55	< 0.55	< 0.55	< 0.55	< 0.2	< 0.2	< 0.2	< 0.2	NA	< 0.2	< 0.20	< 0.20	< 0.20	< 0.54	< 0.44	< 0.22	< 0.22	< 0.55
Ethylbenzene	140	700	< 0.22	< 0.27	< 0.27	< 0.27	< 0.27	0.43 J	< 0.13	< 0.13	< 0.13	NA	< 0.13	< 0.13	< 0.13	< 0.13	< 0.18	< 0.22	< 0.11	< 0.11	< 0.27
Isopropylbenzene	NE	NE	< 0.32	< 0.41	< 0.41	< 0.41	< 0.41	< 0.14	< 0.14	< 0.14	< 0.14	NA	< 0.14	< 0.14	< 0.14	< 0.14	< 0.39	< 0.32	< 0.16	< 0.16	< 0.41
m,p-Xylene	400	2000	< 0.23	< 0.29	< 0.29	< 0.29	< 0.29	NA	NA	NA	NA	NA	NA	NA	NA	NA	NA	< 0.23	< 0.11	< 0.11	< 0.29
Methyl tert-butyl ether	12	60	< 0.56	< 0.70	< 0.70	< 0.7	< 0.7	< 0.24	< 0.24	< 0.24	< 0.24	NA	< 0.24	< 0.24	< 0.24	< 0.24	< 0.39	< 0.56	< 0.28	< 0.28	< 0.7
Methylene chloride	0.5	5	< 0.56	***1.3 BJ***	< 0.70	< 0.7	< 0.7	< 0.68	< 0.68	< 0.68	< 0.68	NA	< 0.68	< 0.68	< 0.68	< 0.68	< 1.6	< 0.56	< 0.28	< 0.28	< 0.7
Naphthalene	10	100	< 0.35	< 0.44	1.6 BJ	< 0.44	< 0.44	< 0.16	< 0.16	< 0.16	< 0.16	NA	< 0.16	< 0.16	< 0.16	< 0.16	< 0.34	< 0.35	< 0.18	< 0.18	0.45 BJ
n-Butylbenzene	NE	NE	< 0.56	< 0.70	< 0.70	< 0.7	< 0.7	< 0.13	< 0.13	< 0.13	< 0.13	NA	< 0.13	< 0.13	< 0.13	< 0.13	< 0.39	< 0.56	< 0.28	< 0.28	< 0.7
n-Hexane	120	600	< 0.84	< 1.1	< 1.1	< 1.1	< 1.1	NA	NA	NA	NA	NA	NA	NA	NA	NA	NA	< 0.84	< 0.42	< 0.42	< 1.1
n-Propylbenzene	NE	NE	< 0.40	< 0.50	< 0.50	< 0.5	< 0.5	< 0.13	< 0.13	< 0.13	< 0.13	NA	< 0.13	< 0.13	< 0.13	< 0.13	< 0.41	< 0.40	< 0.20	< 0.2	< 0.5
o-Xylene	400	2000	< 0.23	< 0.29	< 0.29	< 0.29	< 0.29	NA	NA	NA	NA	NA	NA	NA	NA	NA	NA	< 0.23	< 0.12	< 0.12	< 0.29
p-Isopropyltoluene	NE	NE	< 0.34	< 0.43	< 0.43	< 0.43	< 0.43	< 0.17	< 0.17	< 0.17	< 0.17	NA	< 0.17	< 0.17	< 0.17	< 0.17	< 0.36	< 0.34	< 0.17	< 0.17	< 0.43
sec-Butylbenzene	NE	NE	< 0.52	< 0.65	< 0.65	< 0.65	< 0.65	< 0.15	< 0.15	< 0.15	< 0.15	NA	< 0.15	< 0.15	< 0.15	< 0.15	< 0.40	< 0.52	< 0.26	< 0.26	< 0.65
Styrene	10	100	< 0.26	< 0.33	< 0.33	< 0.33	0.35 BJ	< 0.1	< 0.1	< 0.1	< 0.1	NA	< 0.1	< 0.10	< 0.10	< 0.10	< 0.39	< 0.26	< 0.13	< 0.13	0.35 BJ
tert-Butylbenzene	NE	NE	< 0.48	< 0.60	< 0.60	< 0.6	< 0.6	< 0.14	< 0.14	< 0.14	< 0.14	NA	< 0.14	< 0.14	< 0.14	< 0.14	< 0.40	< 0.48	< 0.24	< 0.24	< 0.6
Tetrachloroethene	0.5	5	***92***	***120***	***120***	***120 B***	***120 B***	***290***	***580***	***420***	***240***	NA	***130***	***210***	***190***	***190***	***360***	***66***	***88***	***120 B***	***120 B***
Toluene	160	800	0.48 J	0.50 BJ	0.80 J	< 0.27	< 0.27	1.3	< 0.11	< 0.11	< 0.11	NA	< 0.11	< 0.11	< 0.11	< 0.11	< 0.15	< 0.21	< 0.11	< 0.11	< 0.27
trans-1,2-Dichloroethene	20	100	< 0.44	0.70 J	1.3 J	2.3 J	2.5 J	< 0.25	< 0.25	< 0.25	< 0.25	NA	< 0.25	< 0.25	< 0.25	< 0.25	< 0.35	< 0.44	< 0.22	< 0.22	< 0.55
Trichloroethene	0.5	5	***4.4***	***5.2 B***	***6.3***	***9.4***	***9.4***	***0.64***	***1.4***	***20***	***17***	NA	***15***	***11***	***11***	***10***	***5.9***	***7.2***	***9.1***	***7.8***	***7.6***
Trichlorofluoromethane	698	3490	< 2.0	< 2.5	< 2.5	< 2.5	< 2.5	< 0.19	< 0.19	< 0.19	< 0.19	NA	< 0.19	< 1.0	< 1.0	< 1.0	< 1.0	< 2.0	< 1.0	< 1	< 2.5
Vinyl chloride	0.02	0.2	***2.2***	***4.3***	***6.5 J+***	***10***	***11***	< 0.1	< 0.1	< 0.1	< 0.1	NA	< 0.1	< 0.10	< 0.10	< 0.10	< 0.20	< 0.64	< 0.32	< 0.32	< 0.8
Xylenes, Total	400	2000	< 0.23	< 0.58	< 0.58	< 0.58	< 0.58	0.95 J	< 0.068	< 0.068	< 0.068	NA	< 0.068	< 0.068	< 0.068	< 0.068	< 0.22	< 0.23	< 0.12	< 0.23	< 0.58
Total PCBs																					
Aroclor-1016	0.003	0.03	NA	NA	NA	< 0.035	< 0.035	< 0.19	NA	< 0.063	< 0.028	NA	< 0.066	NA	NA	NA	NA	NA	NA	< 0.035	< 0.035
Aroclor-1232	0.003	0.03	NA	NA	NA	< 0.037	< 0.037	< 0.11	NA	< 0.19	< 0.083	NA	< 0.2	NA	NA	NA	NA	NA	NA	< 0.037	< 0.037
Aroclor-1242	0.003	0.03	NA	NA	NA	< 0.038	< 0.038	< 0.15	NA	< 0.19	< 0.083	NA	< 0.2	NA	NA	NA	NA	NA	NA	< 0.038	< 0.038
Aroclor-1248	0.003	0.03	NA	NA	NA	***0.3***	***0.31***	< 0.13	NA	< 0.19	< 0.083	NA	< 0.2	NA	NA	NA	NA	NA	NA	***0.034 J***	< 0.02
Total Detected PCBs	0.003	0.03	NA	NA	NA	***0.3***	***0.31***	ND	NA	ND	ND	NA	ND	NA	NA	NA	NA	NA	NA	***0.034 J***	ND
Dissolved PCBs																					
Aroclor-1016	0.003	0.03	NA	NA	NA	NA	NA	NA	NA	< 0.063	NA	< 0.026	< 0.064	NA	< 0.063	< 0.063	< 0.063	NA	NA	NA	NA
Aroclor-1232	0.003	0.03	NA	NA	NA	NA	NA	NA	NA	< 0.19	NA	< 0.078	< 0.19	NA	< 0.19	< 0.19	< 0.19	NA	NA	NA	NA
Aroclor-1242	0.003	0.03	NA	NA	NA	NA	NA	NA	NA	< 0.19	NA	< 0.078	< 0.19	NA	< 0.19	< 0.19	< 0.19	NA	NA	NA	NA
Aroclor-1248	0.003	0.03	NA	NA	NA	NA	NA	NA	NA	< 0.19	NA	< 0.078	< 0.19	NA	< 0.19	< 0.19	< 0.19	NA	NA	NA	NA
Total Detected PCBs	0.003	0.03	NA	NA	NA	NA	NA	NA	NA	ND	NA	ND	ND	NA	ND	ND	ND	NA	NA	NA	NA
Solids																					
Total Dissolved Solids (mg/L)	NE	NE	NA	NA	NA	892	890	NA	NA	NA	NA	NA	NA	NA	NA	NA	NA	478	NA	656	644
Total Suspended Solids (TSS) (mg/L)	NE	NE	NA	NA	NA	< 0.95	< 0.95	NA	NA	NA	NA	NA	NA	NA	NA	NA	NA	5.8	NA	16.8	18

Notes on Page 61.

Table 16: Groundwater Analytical Results Summary
Madison-Kipp Corporation
Madison, Wisconsin

WELL ID			MW-23D	MW-23D	MW-23D	MW-23D	MW-23D	MW-23D	MW-23D	MW-23D	MW-23D	MW-23D	MW-23D	MW-23D	MW-23D	MW-23D	MW-23D	MW-23D[3]	MW-23D	MW-23D[3]
SCREEN INTERVAL (feet bgs)	PREVENTIVE	ENFORCEMENT	45 - 50 ft	45 - 50 ft	45 - 50 ft	45 - 50 ft	45 - 50 ft	45 - 50 ft	45 - 50 ft	45 - 50 ft	45 - 50 ft	45 - 50 ft	45 - 50 ft	45 - 50 ft	45 - 50 ft	45 - 50 ft	45 - 50 ft	45 - 50 ft	45 - 50 ft	45 - 50 ft
SAMPLE DATE	ACTION LIMIT	STANDARD	01/14/2013	03/08/2013	04/19/2013	04/20/2013	07/17/2013	10/10/2013	04/18/2014	10/20/2014	04/09/2015	10/20/2015	01/22/2016	04/21/2016	07/20/2016	10/14/2016	1/20/2017	04/11/2017	04/11/2017	10/06/2017	10/06/2017
VOCs																					
1,1,1,2-Tetrachloroethane	7	70	< 0.25	NA	< 0.25	NA	< 0.25	< 0.25	< 0.25	< 0.25	< 0.25	< 0.46	< 0.11	< 2.2	< 0.55	< 0.11	< 1.1	< 1.1	< 0.11	< 0.55	< 0.55
1,1,1-Trichloroethane	40	200	< 0.2	NA	< 0.2	NA	< 0.2	< 0.2	< 0.20	< 0.20	< 0.20	< 0.38	< 0.10	< 2.0	< 0.50	< 0.10	< 1.0	< 1.0	< 0.10	< 0.5	< 0.5
1,1,2-Trichloroethane	0.5	5	< 0.28	NA	< 0.28	NA	< 0.28	< 0.28	< 0.28	< 0.28	< 0.28	< 0.35	< 0.10	< 2.0	< 0.50	< 0.10	< 1.0	< 1.0	< 0.10	< 0.5	< 0.5
1,1-Dichloroethene	0.7	7	< 0.31	NA	< 0.31	NA	< 0.31	< 0.31	< 0.31	< 0.31	< 0.31	< 0.39	< 0.14	< 2.8	< 0.70	< 0.14	< 1.4	< 1.4	< 0.14	< 0.7	< 0.7
1,2,4-Trimethylbenzene	96	480	< 0.14	NA	< 0.14	NA	< 0.14	< 0.14	< 0.14	< 0.14	< 0.14	< 0.36	< 0.060	< 1.2	< 0.30	< 0.060	< 0.60	< 0.60	< 0.060	< 0.3	< 0.3
1,2-Dibromoethane	0.005	0.05	< 0.36	NA	< 0.36	NA	< 0.36	< 0.36	< 0.36	< 0.36	< 0.36	< 0.39	< 0.13	< 2.6	< 0.65	< 0.13	< 1.3	< 1.3	< 0.13	< 0.65	< 0.65
1,2-Dichlorobenzene	60	600	< 0.27	NA	< 0.27	NA	< 0.27	< 0.27	< 0.27	< 0.27	< 0.27	< 0.33	< 0.076	< 1.5	< 0.38	< 0.076	< 0.76	< 0.76	< 0.076	< 0.38	< 0.38
1,2-Dichloroethane	0.5	5	< 0.28	NA	< 0.28	NA	< 0.28	< 0.28	< 0.28	< 0.28	< 0.28	< 0.39	< 0.078	< 1.6	< 0.39	< 0.078	< 0.78	< 0.78	< 0.078	< 0.39	< 0.39
1,2-Dichloropropane	0.5	5	< 0.2	NA	< 0.2	NA	< 0.2	< 0.2	< 0.20	< 0.20	< 0.20	< 0.43	< 0.10	< 2.0	< 0.50	< 0.10	< 1.0	< 1.0	< 0.10	< 0.5	< 0.5
1,2,3-Trichlorobenzene	NE	NE	< 0.24	NA	< 0.24	NA	< 0.24	< 0.24	< 0.24	< 0.24	< 0.24	< 0.46	< 0.045	< 0.90	< 0.23	< 0.045	< 0.45	< 0.45	< 0.045	< 0.23	< 0.23
1,2,4-Trichlorobenzene	14	70	< 0.31	NA	< 0.31	NA	< 0.31	< 0.31	< 0.31	< 0.31	< 0.31	< 0.34	< 0.077	< 1.5	< 0.39	< 0.077	< 0.77	< 0.77	< 0.077	< 0.39	< 0.39
1,3,5-Trimethylbenzene	96	480	< 0.18	NA	< 0.18	NA	< 0.18	< 0.18	< 0.18	< 0.18	< 0.18	< 0.25	< 0.075	< 1.5	< 0.38	< 0.075	< 0.75	< 0.75	< 0.075	< 0.38	< 0.38
2-Butanone	800	4000	NA	NA	NA	NA	NA	NA	NA	NA	NA	NA	< 3.0	< 60	< 15	< 3.0	< 30	< 30	< 3.0	< 15	< 15
2-Hexanone	NE	NE	NA	NA	NA	NA	NA	NA	NA	NA	NA	NA	< 0.95	< 19	< 4.8	< 0.95	< 9.5	< 9.5	< 0.95	< 4.8	< 4.8
4-Methyl-2-pentanone	50	500	NA	NA	NA	NA	NA	NA	NA	NA	NA	NA	< 0.77	< 15	< 3.9	< 0.77	< 7.7	< 7.7	< 0.77	< 3.9	< 3.9
Acetone	1800	9000	NA	NA	NA	NA	NA	NA	NA	NA	NA	NA	< 3.4	< 68	< 17	< 3.4	< 34	< 34	9.6 BJ	< 17	< 17
Benzene	0.5	5	0.32 J	NA	< 0.074	NA	< 0.074	< 0.074	< 0.074	< 0.074	< 0.074	< 0.15	< 0.089	< 1.8	< 0.45	< 0.089	< 0.89	< 0.89	< 0.089	< 0.45	< 0.45
Bromodichloromethane	0.06	0.6	< 0.17	NA	< 0.17	NA	< 0.17	< 0.17	< 0.17	< 0.17	< 0.17	< 0.37	< 0.077	< 1.5	< 0.39	< 0.077	***1.1 BJ***	< 0.77	< 0.077	< 0.39	< 0.39
Bromoform	0.44	4.4	< 0.28	NA	< 0.28	NA	< 0.28	< 0.28	< 0.28	< 0.28	< 0.28	< 0.48	< 0.088	< 1.8	< 0.44	< 0.088	< 0.88	< 0.88	< 0.088	< 0.44	< 0.44
Bromomethane	1	10	< 0.31	NA	< 0.31	NA	< 0.31	< 0.31	< 0.31	< 0.31 *	< 0.31	< 0.80	< 0.59	< 12	< 3.0	< 0.59	< 5.9	< 5.9	< 0.59	< 3	< 3
Carbon disulfide	200	1000	NA	NA	NA	NA	NA	NA	NA	NA	NA	NA	< 0.053	< 1.1	< 0.27	< 0.053	1.4 J	< 0.53	< 0.053	< 0.27	< 0.27
Carbon tetrachloride	0.5	5	< 0.26	NA	< 0.26	NA	< 0.26	< 0.26	< 0.26	< 0.26	< 0.26	< 0.38	< 0.038	< 0.76	< 0.19	< 0.038	< 0.38	< 0.38	< 0.038	< 0.19	< 0.19
Chloroform	0.6	6	< 0.2	NA	< 0.2	NA	< 0.2	< 0.2	< 0.20	< 0.20	< 0.20	< 0.37	< 0.062	***2.2 BJ***	< 0.31	< 0.062	***1.1 BJ***	***1.1 J***	< 0.062	< 0.31	< 0.31
Chloromethane	3	30	< 0.18	NA	< 0.18	NA	< 0.18	< 0.18	< 0.18	< 0.18	< 0.18	< 0.32	< 0.16	< 3.2	< 0.80	< 0.16	***3.2 BJ***	< 1.6	< 0.16	1.5 J	***4.3 J***
cis-1,2-Dichloroethene	7	70	< 0.12	NA	< 0.12	NA	< 0.12	< 0.12	< 0.12	< 0.12	< 0.12	< 0.41	< 0.11	< 2.2	< 0.55	< 0.11	< 1.1	< 1.1	< 0.11	< 0.55	< 0.55
Dichlorodifluoromethane	200	1000	< 0.2	NA	< 0.2	NA	< 0.2	< 0.2	< 0.20	< 0.20	< 0.20	< 0.54	0.27 J	< 2.2	< 0.55	< 0.11	< 1.1	< 1.1	< 0.11	< 0.55	< 0.55
Ethylbenzene	140	700	0.20 J	NA	< 0.13	NA	< 0.13	< 0.13	< 0.13	< 0.13	< 0.13	< 0.18	< 0.054	< 1.1	< 0.27	< 0.054	< 0.54	< 0.54	< 0.054	< 0.27	< 0.27
Isopropylbenzene	NE	NE	< 0.14	NA	< 0.14	NA	< 0.14	< 0.14	< 0.14	< 0.14	< 0.14	< 0.39	< 0.081	< 1.6	< 0.41	< 0.081	< 0.81	< 0.81	< 0.081	< 0.41	< 0.41
m,p-Xylene	400	2000	NA	NA	NA	NA	NA	NA	NA	NA	NA	NA	< 0.057	< 1.1	< 0.29	< 0.057	< 0.57	< 0.57	< 0.057	< 0.29	< 0.29
Methyl tert-butyl ether	12	60	< 0.24	NA	< 0.24	NA	< 0.24	< 0.24	< 0.24	< 0.24	< 0.24	< 0.39	< 0.14	< 2.8	< 0.70	< 0.14	< 1.4	< 1.4	< 0.14	< 0.7	< 0.7
Methylene chloride	0.5	5	< 0.68	NA	< 0.68	NA	< 0.68	< 0.68	< 0.68	< 0.68	< 0.68	< 1.6	***0.57 J***	< 2.8	< 0.70	< 0.14	***1.8 BJ***	< 1.4	< 0.14	< 0.7	< 0.7
Naphthalene	10	100	< 0.16	NA	< 0.16	NA	< 0.16	< 0.16	< 0.16	< 0.16	< 0.16	< 0.34	< 0.088	< 1.8	< 0.44	< 0.088	< 0.88	< 0.88	< 0.088	< 0.44	< 0.44
n-Butylbenzene	NE	NE	< 0.13	NA	< 0.13	NA	< 0.13	< 0.13	< 0.13	< 0.13	< 0.13	< 0.39	< 0.14	< 2.8	< 0.70	< 0.14	< 1.4	< 1.4	< 0.14	< 0.7	< 0.7
n-Hexane	120	600	NA	NA	NA	NA	NA	NA	NA	NA	NA	NA	< 0.21	< 4.2	< 1.1	< 0.21	< 2.1	< 2.1	< 0.21	< 1.1	< 1.1
n-Propylbenzene	NE	NE	< 0.13	NA	< 0.13	NA	< 0.13	< 0.13	< 0.13	< 0.13	< 0.13	< 0.41	< 0.10	< 2.0	< 0.50	< 0.10	< 1.0	< 1.0	< 0.10	< 0.5	< 0.5
o-Xylene	400	2000	NA	NA	NA	NA	NA	NA	NA	NA	NA	NA	< 0.058	< 1.2	< 0.29	< 0.058	< 0.58	< 0.58	< 0.058	< 0.29	< 0.29
p-Isopropyltoluene	NE	NE	< 0.17	NA	< 0.17	NA	< 0.17	< 0.17	< 0.17	< 0.17	< 0.17	< 0.36	< 0.085	< 1.7	< 0.43	< 0.085	< 0.85	< 0.85	< 0.085	< 0.43	< 0.43
sec-Butylbenzene	NE	NE	< 0.15	NA	< 0.15	NA	< 0.15	< 0.15	< 0.15	< 0.15	< 0.15	< 0.40	< 0.13	< 2.6	< 0.65	< 0.13	< 1.3	< 1.3	< 0.13	< 0.65	< 0.65
Styrene	10	100	< 0.1	NA	< 0.1	NA	< 0.1	< 0.1	< 0.10	< 0.10	< 0.10	< 0.39	< 0.065	< 1.3	< 0.33	< 0.065	< 0.65	< 0.65	< 0.065	0.45 J	< 0.33
tert-Butylbenzene	NE	NE	< 0.14	NA	< 0.14	NA	< 0.14	< 0.14	< 0.14	< 0.14	< 0.14	< 0.40	< 0.12	< 2.4	< 0.60	< 0.12	< 1.2	< 1.2	< 0.12	< 0.6	< 0.6
Tetrachloroethene	0.5	5	***100***	NA	***86***	NA	***170***	***160***	***190***	***190***	***220***	***84***	***170***	***130***	***160***	***160***	***140***	***140***	***140***	***130 B***	***130 B***
Toluene	160	800	0.60	NA	< 0.11	NA	< 0.11	< 0.11	< 0.11	< 0.11	< 0.11	< 0.15	< 0.053	< 1.1	< 0.27	< 0.053	1.6 BJ	< 0.53	< 0.053	< 0.27	< 0.27
trans-1,2-Dichloroethene	20	100	< 0.25	NA	< 0.25	NA	< 0.25	< 0.25	< 0.25	< 0.25	< 0.25	< 0.35	< 0.11	< 2.2	< 0.55	< 0.11	< 1.1	< 1.1	< 0.11	< 0.55	< 0.55
Trichloroethene	0.5	5	< 0.19	NA	***0.53***	NA	0.21 J	< 0.19	< 0.19	0.27 J	< 0.19	< 0.16	0.22 J	< 1.2	< 0.31	0.19 J	< 0.62	< 0.62	0.16 J	< 0.31	< 0.31
Trichlorofluoromethane	698	3490	< 0.19	NA	< 0.19	NA	< 0.19	< 0.19	< 1.0	< 1.0	< 1.0	< 1.0	< 0.50	< 10	< 2.5	< 0.50	< 5.0	< 5.0	< 0.50	< 2.5	< 2.5
Vinyl chloride	0.02	0.2	< 0.1	NA	< 0.1	NA	< 0.1	< 0.1	< 0.10	< 0.10	< 0.10	< 0.20	< 0.16	< 3.2	< 0.80	< 0.16	< 1.6	< 1.6	< 0.16	< 0.8	< 0.8
Xylenes, Total	400	2000	0.68 J	NA	< 0.068	NA	< 0.068	< 0.068	< 0.068	< 0.068	< 0.068	< 0.22	< 0.058	< 1.2	< 0.29	< 0.058	< 1.2	< 1.2	< 0.12	< 0.58	< 0.58
Total PCBs																					
Aroclor-1016	0.003	0.03	< 0.16	< 0.034	NA	< 0.065	< 0.067	< 0.064	NA	NA	NA	NA	NA	NA	NA	NA	NA	NA	NA	< 0.035	< 0.035
Aroclor-1232	0.003	0.03	< 0.089	< 0.1	NA	< 0.19	< 0.2	< 0.19	NA	NA	NA	NA	NA	NA	NA	NA	NA	NA	NA	< 0.037	< 0.037
Aroclor-1242	0.003	0.03	***0.24 J***	< 0.1	NA	< 0.19	< 0.2	< 0.19	NA	NA	NA	NA	NA	NA	NA	NA	NA	NA	NA	< 0.038	< 0.038
Aroclor-1248	0.003	0.03	< 0.11	< 0.1	NA	< 0.19	< 0.2	< 0.19	NA	NA	NA	NA	NA	NA	NA	NA	NA	NA	NA	< 0.02	< 0.02
Total Detected PCBs	0.003	0.03	***0.24 J***	ND	NA	ND	ND	ND	NA	NA	NA	NA	NA	NA	NA	NA	NA	NA	NA	ND	ND
Dissolved PCBs																					
Aroclor-1016	0.003	0.03	NA	< 0.034	NA	< 0.066	< 0.068	< 0.065	NA	< 0.063	< 0.063	< 0.065	NA	NA	NA	NA	NA	NA	NA	NA	NA
Aroclor-1232	0.003	0.03	NA	< 0.1	NA	< 0.2	< 0.2	< 0.19	NA	< 0.19	< 0.19	< 0.19	NA	NA	NA	NA	NA	NA	NA	NA	NA
Aroclor-1242	0.003	0.03	NA	< 0.1	NA	< 0.2	< 0.2	< 0.19	NA	< 0.19	< 0.19	< 0.19	NA	NA	NA	NA	NA	NA	NA	NA	NA
Aroclor-1248	0.003	0.03	NA	< 0.1	NA	< 0.2	< 0.2	< 0.19	NA	< 0.19	< 0.19	< 0.19	NA	NA	NA	NA	NA	NA	NA	NA	NA
Total Detected PCBs	0.003	0.03	NA	ND	NA	ND	ND	ND	NA	ND	ND	ND	NA	NA	NA	NA	NA	NA	NA	NA	NA
Solids																					
Total Dissolved Solids (mg/L)	NE	NE	NA	NA	NA	NA	NA	NA	NA	NA	NA	NA	NA	NA	NA	NA	NA	NA	NA	524	534
Total Suspended Solids (TSS) (mg/L)	NE	NE	NA	NA	NA	NA	NA	NA	NA	NA	NA	NA	NA	NA	NA	NA	NA	NA	NA	< 0.95	< 0.95

Notes on Page 61.

Table 16: Groundwater Analytical Results Summary
Madison-Kipp Corporation
Madison, Wisconsin

WELL ID			MW-24	MW-24	MW-24	MW-24	MW-24	MW-24	MW-24	MW-24	MW-24	MW-24	MW-24	MW-24	MW-25D	MW-25D[3]	MW-25D	MW-25D	MW-25D	MW-25D	MW-25D
SCREEN INTERVAL (feet bgs)	PREVENTIVE	ENFORCEMENT	30 - 40 ft	30 - 40 ft	30 - 40 ft	30 - 40 ft	30 - 40 ft	30 - 40 ft	30 - 40 ft	30 - 40 ft	30 - 40 ft	30 - 40 ft	30 - 40 ft	30 - 40 ft	120 - 130 ft	120 - 130 ft	120 - 130 ft	120 - 130 ft	120 - 130 ft	120 - 130 ft	120 - 130 ft
SAMPLE DATE	ACTION LIMIT	STANDARD	04/29/2013	07/19/2013	10/08/2013	04/17/2014	10/14/2014	10/09/2017	04/05/2018	10/15/2018	04/09/2019	10/15/2019	7/16/2020	10/19/2020	05/06/2013	05/06/2013	07/19/2013	10/09/2013	04/21/2014	07/09/2014	08/26/2014
VOCs																					
1,1,1,2-Tetrachloroethane	7	70	< 0.25	< 0.25	< 0.25	< 0.25	< 0.25	NA	NA	NA	NA	NA	NA	NA	< 0.25	< 0.25	< 0.25	< 0.25	< 0.25	< 0.25	< 0.25
1,1,1-Trichloroethane	40	200	< 0.2	< 0.2	< 0.2	< 0.20	< 0.20	NA	NA	NA	NA	NA	NA	NA	< 0.2	< 0.2	< 0.2	< 0.2	< 0.20	< 0.20	< 0.20
1,1,2-Trichloroethane	0.5	5	< 0.28	< 0.28	< 0.28	< 0.28	< 0.28	NA	NA	NA	NA	NA	NA	NA	< 0.28	< 0.28	< 0.28	< 0.28	< 0.28	< 0.28	< 0.28
1,1-Dichloroethene	0.7	7	< 0.31	< 0.31	< 0.31	< 0.31	< 0.31	NA	NA	NA	NA	NA	NA	NA	< 0.31	< 0.31	< 0.31	< 0.31	< 0.31	< 0.31	< 0.31
1,2,4-Trimethylbenzene	96	480	< 0.14	< 0.14	< 0.14	< 0.14	< 0.14	NA	NA	NA	NA	NA	NA	NA	< 0.14	< 0.14	< 0.14	< 0.14	< 0.14	< 0.14	< 0.14
1,2-Dibromoethane	0.005	0.05	< 0.36	< 0.36	< 0.36	< 0.36	< 0.36	NA	NA	NA	NA	NA	NA	NA	< 0.36	< 0.36	< 0.36	< 0.36	< 0.36	< 0.36	< 0.36
1,2-Dichlorobenzene	60	600	< 0.27	< 0.27	< 0.27	< 0.27	< 0.27	NA	NA	NA	NA	NA	NA	NA	< 0.27	< 0.27	< 0.27	< 0.27	< 0.27	< 0.27	< 0.27
1,2-Dichloroethane	0.5	5	< 0.28	< 0.28	< 0.28	< 0.28	< 0.28	NA	NA	NA	NA	NA	NA	NA	< 0.28	< 0.28	< 0.28	< 0.28	< 0.28	< 0.28	< 0.28
1,2-Dichloropropane	0.5	5	< 0.2	< 0.2	< 0.2	< 0.20	< 0.20	NA	NA	NA	NA	NA	NA	NA	< 0.2	< 0.2	< 0.2	< 0.2	< 0.20	< 0.20	< 0.20
1,2,3-Trichlorobenzene	NE	NE	< 0.24	< 0.24	< 0.24	< 0.24	< 0.24	NA	NA	NA	NA	NA	NA	NA	< 0.24	< 0.24	< 0.24	< 0.24	< 0.24	< 0.24	< 0.24
1,2,4-Trichlorobenzene	14	70	< 0.31	< 0.31	< 0.31	< 0.31	< 0.31	NA	NA	NA	NA	NA	NA	NA	< 0.31	< 0.31	< 0.31	< 0.31	< 0.31	< 0.31	< 0.31
1,3,5-Trimethylbenzene	96	480	< 0.18	< 0.18	< 0.18	< 0.18	< 0.18	NA	NA	NA	NA	NA	NA	NA	< 0.18	< 0.18	< 0.18	< 0.18	< 0.18	< 0.18	< 0.18
2-Butanone	800	4000	NA	NA	NA	NA	NA	NA	NA	NA	NA	NA	NA	NA	NA	NA	NA	NA	NA	NA	NA
2-Hexanone	NE	NE	NA	NA	NA	NA	NA	NA	NA	NA	NA	NA	NA	NA	NA	NA	NA	NA	NA	NA	NA
4-Methyl-2-pentanone	50	500	NA	NA	NA	NA	NA	NA	NA	NA	NA	NA	NA	NA	NA	NA	NA	NA	NA	NA	NA
Acetone	1800	9000	NA	NA	NA	NA	NA	NA	NA	NA	NA	NA	NA	NA	NA	NA	NA	NA	NA	NA	NA
Benzene	0.5	5	< 0.074	< 0.074	< 0.074	< 0.074	< 0.074	NA	NA	NA	NA	NA	NA	NA	< 0.074	< 0.074	< 0.074	< 0.074	< 0.074	< 0.074	< 0.074
Bromodichloromethane	0.06	0.6	< 0.17	< 0.17	< 0.17	< 0.17	< 0.17	NA	NA	NA	NA	NA	NA	NA	< 0.17	< 0.17	< 0.17	< 0.17	< 0.17	< 0.17	< 0.17
Bromoform	0.44	4.4	< 0.28	< 0.28	< 0.28	< 0.28	< 0.28	NA	NA	NA	NA	NA	NA	NA	< 0.28	< 0.28	< 0.28	< 0.28	< 0.28	< 0.28	< 0.28
Bromomethane	1	10	< 0.31	< 0.31	< 0.31	< 0.31	< 0.31 *	NA	NA	NA	NA	NA	NA	NA	< 0.31	< 0.31	< 0.31	< 0.31	< 0.31	< 0.31	< 0.31
Carbon disulfide	200	1000	NA	NA	NA	NA	NA	NA	NA	NA	NA	NA	NA	NA	NA	NA	NA	NA	NA	NA	NA
Carbon tetrachloride	0.5	5	< 0.26	< 0.26	< 0.26	< 0.26	< 0.26	NA	NA	NA	NA	NA	NA	NA	< 0.26	< 0.26	< 0.26	< 0.26	< 0.26	< 0.26	< 0.26
Chloroform	0.6	6	< 0.2	< 0.2	< 0.2	< 0.20	< 0.20	NA	NA	NA	NA	NA	NA	NA	< 0.2	< 0.2	< 0.2	< 0.2	< 0.20	< 0.20	< 0.20
Chloromethane	3	30	< 0.18	< 0.18	< 0.18	< 0.18	< 0.18	NA	NA	NA	NA	NA	NA	NA	< 0.18	< 0.18	< 0.18	< 0.18	< 0.18	< 0.18	< 0.18
cis-1,2-Dichloroethene	7	70	< 0.12	< 0.12	< 0.12	< 0.12	< 0.12	NA	NA	NA	NA	NA	NA	NA	< 0.12	< 0.12	< 0.12	< 0.12	< 0.12	< 0.12	< 0.12
Dichlorodifluoromethane	200	1000	< 0.2	< 0.2	< 0.2	< 0.20	< 0.20	NA	NA	NA	NA	NA	NA	NA	< 0.2	< 0.2	< 0.2	< 0.2	< 0.20	< 0.20	< 0.20
Ethylbenzene	140	700	< 0.13	0.31 J	< 0.13	< 0.13	< 0.13	NA	NA	NA	NA	NA	NA	NA	< 0.13	< 0.13	< 0.13	< 0.13	< 0.13	0.35 J	< 0.13
Isopropylbenzene	NE	NE	< 0.14	< 0.14	< 0.14	< 0.14	< 0.14	NA	NA	NA	NA	NA	NA	NA	< 0.14	< 0.14	< 0.14	< 0.14	< 0.14	< 0.14	< 0.14
m,p-Xylene	400	2000	NA	NA	NA	NA	NA	NA	NA	NA	NA	NA	NA	NA	NA	NA	NA	NA	NA	NA	NA
Methyl tert-butyl ether	12	60	< 0.24	< 0.24	< 0.24	< 0.24	< 0.24	NA	NA	NA	NA	NA	NA	NA	< 0.24	< 0.24	< 0.24	< 0.24	< 0.24	< 0.24	< 0.24
Methylene chloride	0.5	5	< 0.68	< 0.68	< 0.68	< 0.68	< 0.68	NA	NA	NA	NA	NA	NA	NA	< 0.68	< 0.68	< 0.68	***5.3***	< 0.68	< 0.68	< 0.68
Naphthalene	10	100	< 0.16	< 0.16	< 0.16	< 0.16	< 0.16	NA	NA	NA	NA	NA	NA	NA	< 0.16	< 0.16	< 0.16	< 0.16	< 0.16	< 0.16	< 0.16
n-Butylbenzene	NE	NE	< 0.13	< 0.13	< 0.13	< 0.13	< 0.13	NA	NA	NA	NA	NA	NA	NA	< 0.13	< 0.13	< 0.13	< 0.13	< 0.13	< 0.13	< 0.13
n-Hexane	120	600	NA	NA	NA	NA	NA	NA	NA	NA	NA	NA	NA	NA	NA	NA	NA	NA	NA	NA	NA
n-Propylbenzene	NE	NE	< 0.13	< 0.13	< 0.13	< 0.13	< 0.13	NA	NA	NA	NA	NA	NA	NA	< 0.13	< 0.13	< 0.13	< 0.13	< 0.13	< 0.13	< 0.13
o-Xylene	400	2000	NA	NA	NA	NA	NA	NA	NA	NA	NA	NA	NA	NA	NA	NA	NA	NA	NA	NA	NA
p-Isopropyltoluene	NE	NE	< 0.17	< 0.17	< 0.17	< 0.17	< 0.17	NA	NA	NA	NA	NA	NA	NA	< 0.17	< 0.17	< 0.17	< 0.17	< 0.17	< 0.17	< 0.17
sec-Butylbenzene	NE	NE	< 0.15	< 0.15	< 0.15	< 0.15	< 0.15	NA	NA	NA	NA	NA	NA	NA	< 0.15	< 0.15	< 0.15	< 0.15	< 0.15	< 0.15	< 0.15
Styrene	10	100	< 0.1	< 0.1	< 0.1	< 0.10	< 0.10	NA	NA	NA	NA	NA	NA	NA	< 0.1	< 0.1	< 0.1	< 0.1	< 0.10	< 0.10	< 0.10
tert-Butylbenzene	NE	NE	< 0.14	< 0.14	< 0.14	< 0.14	< 0.14	NA	NA	NA	NA	NA	NA	NA	< 0.14	< 0.14	< 0.14	< 0.14	< 0.14	< 0.14	< 0.14
Tetrachloroethene	0.5	5	***3***	***3***	***3.3***	***2.8***	***0.83 J***	NA	NA	NA	NA	NA	NA	NA	***0.76 J***	< 0.17	***2.8***	***3.1***	***1.3***	***1.2***	***1.1***
Toluene	160	800	< 0.11	< 0.11	< 0.11	< 0.11	< 0.11	NA	NA	NA	NA	NA	NA	NA	< 0.11	< 0.11	< 0.11	< 0.11	< 0.11	0.49 J	0.73
trans-1,2-Dichloroethene	20	100	< 0.25	< 0.25	< 0.25	< 0.25	< 0.25	NA	NA	NA	NA	NA	NA	NA	< 0.25	< 0.25	< 0.25	< 0.25	< 0.25	< 0.25	< 0.25
Trichloroethene	0.5	5	< 0.19	< 0.19	< 0.19	< 0.19	< 0.19	NA	NA	NA	NA	NA	NA	NA	< 0.19	< 0.19	< 0.19	< 0.19	< 0.19	< 0.19	< 0.19
Trichlorofluoromethane	698	3490	< 0.19	< 0.19	< 0.19	< 1.0	< 1.0	NA	NA	NA	NA	NA	NA	NA	< 0.19	< 0.19	< 0.19	< 0.19	< 1.0	< 1.0	< 1.0
Vinyl chloride	0.02	0.2	< 0.1	< 0.1	< 0.1	< 0.10	< 0.10	NA	NA	NA	NA	NA	NA	NA	< 0.1	< 0.1	< 0.1	< 0.1	< 0.10	< 0.10	< 0.10
Xylenes, Total	400	2000	< 0.068	0.37 J	< 0.068	< 0.068	< 0.068	NA	NA	NA	NA	NA	NA	NA	< 0.068	< 0.068	0.36 J	< 0.068	< 0.068	1.6	< 0.068
Total PCBs																					
Aroclor-1016	0.003	0.03	NA	NA	NA	NA	NA	< 0.035	< 0.035	< 0.0072	< 0.0072	< 0.0072	< 0.0072 J-	< 0.0072	NA	NA	NA	NA	NA	NA	NA
Aroclor-1232	0.003	0.03	NA	NA	NA	NA	NA	< 0.037	< 0.037	< 0.0042	< 0.0042	< 0.0042	< 0.0042 J-	< 0.0042	NA	NA	NA	NA	NA	NA	NA
Aroclor-1242	0.003	0.03	NA	NA	NA	NA	NA	< 0.038	< 0.038	< 0.013	< 0.013	< 0.013	< 0.013 J-	< 0.013	NA	NA	NA	NA	NA	NA	NA
Aroclor-1248	0.003	0.03	NA	NA	NA	NA	NA	< 0.02	< 0.020	< 0.011	< 0.011	< 0.011	< 0.011 J-	< 0.011	NA	NA	NA	NA	NA	NA	NA
Total Detected PCBs	0.003	0.03	NA	NA	NA	NA	NA	ND	ND	ND	ND	ND	ND	ND	NA	NA	NA	NA	NA	NA	NA
Dissolved PCBs																					
Aroclor-1016	0.003	0.03	NA	NA	NA	NA	NA	NA	NA	NA	NA	NA	NA	NA	NA	NA	NA	NA	NA	NA	NA
Aroclor-1232	0.003	0.03	NA	NA	NA	NA	NA	NA	NA	NA	NA	NA	NA	NA	NA	NA	NA	NA	NA	NA	NA
Aroclor-1242	0.003	0.03	NA	NA	NA	NA	NA	NA	NA	NA	NA	NA	NA	NA	NA	NA	NA	NA	NA	NA	NA
Aroclor-1248	0.003	0.03	NA	NA	NA	NA	NA	NA	NA	NA	NA	NA	NA	NA	NA	NA	NA	NA	NA	NA	NA
Total Detected PCBs	0.003	0.03	NA	NA	NA	NA	NA	NA	NA	NA	NA	NA	NA		NA	NA	NA	NA	NA	NA	NA
Solids																					
Total Dissolved Solids (mg/L)	NE	NE	NA	NA	NA	NA	NA	2060	2300	2120	2170	2150	2330	2370	NA	NA	NA	NA	NA	NA	NA
Total Suspended Solids (TSS) (mg/L)	NE	NE	NA	NA	NA	NA	NA	1 J	1.2 J	1.8	3.2	3.0	5.6	4.4	NA	NA	NA	NA	NA	NA	NA

Notes on Page 61.

Table 16: Groundwater Analytical Results Summary
Madison-Kipp Corporation
Madison, Wisconsin

WELL ID			MW-25D	MW-25D	MW-25D	MW-25D	MW-25D	MW-25D	MW-25D	MW-25D	MW-25D[3]	MW-25D	MW-25D	MW-25D2	MW-25D2	MW-25D2	MW-25D2	MW-25D2	MW-25D2	MW-25D2
SCREEN INTERVAL (feet bgs)	PREVENTIVE	ENFORCEMENT	120 - 130 ft	120 - 130 ft	120 - 130 ft	120 - 130 ft	120 - 130 ft	120 - 130 ft	120 - 130 ft	120 - 130 ft	120 - 130 ft	120 - 130 ft	120 - 130 ft	160 - 170 ft	160 - 170 ft	160 - 170 ft	160 - 170 ft	160 - 170 ft	160 - 170 ft	160 - 170 ft
SAMPLE DATE	ACTION LIMIT	STANDARD	10/20/2014	01/28/2015	04/10/2015	07/21/2015	10/19/2015	10/11/2016	10/03/2017	10/10/2018	10/10/2018	10/09/2019	10/13/2020	05/06/2013	07/19/2013	10/04/2013	04/21/2014	07/10/2014	08/26/2014	10/22/2014
VOCs																				
1,1,1,2-Tetrachloroethane	7	70	< 0.25	< 0.25	< 0.25	< 0.25	< 0.46	< 0.11	< 0.11	< 0.11	< 0.11	< 0.27	< 0.27	< 0.25	< 0.25	< 0.25	< 0.25	< 0.25	< 0.25	< 0.25
1,1,1-Trichloroethane	40	200	< 0.20	< 0.20	< 0.20	< 0.20	< 0.38	< 0.10	< 0.1	< 0.10	< 0.10	< 0.24	< 0.24	< 0.2	< 0.2	< 0.2	< 0.20	< 0.20	< 0.20	< 0.20
1,1,2-Trichloroethane	0.5	5	< 0.28	< 0.28	< 0.28	< 0.28	< 0.35	< 0.10	< 0.1	< 0.10	< 0.10	< 0.55	< 0.55	< 0.28	< 0.28	< 0.28	< 0.28	< 0.28	< 0.28	< 0.28
1,1-Dichloroethene	0.7	7	< 0.31	< 0.31	< 0.31	< 0.31	< 0.39	< 0.14	< 0.14	< 0.14	< 0.14	< 0.24	< 0.24	< 0.31	< 0.31	< 0.31	< 0.31	< 0.31	< 0.31	< 0.31
1,2,4-Trimethylbenzene	96	480	< 0.14	< 0.14	< 0.14	< 0.14	< 0.36	< 0.060	< 0.06	< 0.060	< 0.060	< 0.84	< 0.84	< 0.14	< 0.14	< 0.14	< 0.14	< 0.14	< 0.14	< 0.14
1,2-Dibromoethane	0.005	0.05	< 0.36	< 0.36	< 0.36	< 0.36	< 0.39	< 0.13	< 0.13	< 0.13	< 0.13	< 0.83	< 0.83	< 0.36	< 0.36	< 0.36	< 0.36	< 0.36	< 0.36	< 0.36
1,2-Dichlorobenzene	60	600	< 0.27	< 0.27	< 0.27	< 0.27	< 0.33	< 0.076	< 0.076	< 0.076	< 0.076	< 0.71	< 0.71	< 0.27	< 0.27	< 0.27	< 0.27	< 0.27	< 0.27	< 0.27
1,2-Dichloroethane	0.5	5	< 0.28	< 0.28	< 0.28	< 0.28	< 0.39	< 0.078	< 0.078	< 0.078	< 0.078	< 0.28	< 0.28	< 0.28	< 0.28	< 0.28	< 0.28	< 0.28	< 0.28	< 0.28
1,2-Dichloropropane	0.5	5	< 0.20	< 0.20	< 0.20	< 0.20	< 0.43	< 0.10	< 0.1	< 0.10	< 0.10	< 0.28	< 0.28	< 0.2	< 0.2	< 0.2	< 0.20	< 0.20	< 0.20	< 0.20
1,2,3-Trichlorobenzene	NE	NE	< 0.24	< 0.24	< 0.24	< 0.24	< 0.46	< 0.045	< 0.045	< 0.045	< 0.045	< 0.63	< 2.2	< 0.24	< 0.24	< 0.24	< 0.24	< 0.24	< 0.24	< 0.24
1,2,4-Trichlorobenzene	14	70	< 0.31	< 0.31	< 0.31	< 0.31	< 0.34	< 0.077	< 0.077	< 0.077	< 0.077	< 0.95	< 0.95	< 0.31	< 0.31	< 0.31	< 0.31	< 0.31	< 0.31	< 0.31
1,3,5-Trimethylbenzene	96	480	< 0.18	< 0.18	< 0.18	< 0.18	< 0.25	< 0.075	< 0.075	< 0.075	< 0.075	< 0.87	< 0.87	< 0.18	< 0.18	< 0.18	< 0.18	< 0.18	< 0.18	< 0.18
2-Butanone	800	4000	NA	NA	NA	NA	NA	< 3.0	< 3	< 3.0	< 3.0	< 2.9	< 2.9	NA	NA	NA	NA	NA	NA	NA
2-Hexanone	NE	NE	NA	NA	NA	NA	NA	< 0.95	< 0.95	< 0.95	< 0.95	< 2.5	< 5.2	NA	NA	NA	NA	NA	NA	NA
4-Methyl-2-pentanone	50	500	NA	NA	NA	NA	NA	< 0.77	< 0.77	< 0.77	< 0.77	< 1.5	< 4.6	NA	NA	NA	NA	NA	NA	NA
Acetone	1800	9000	NA	NA	NA	NA	NA	< 3.4	< 3.4	< 3.7 U	< 3.4	< 2.7	< 2.7	NA	NA	NA	NA	NA	NA	NA
Benzene	0.5	5	< 0.074	< 0.074	< 0.074	< 0.074	< 0.15	< 0.089	< 0.089	< 0.089	< 0.089	< 0.25	< 0.25	< 0.074	< 0.074	< 0.074	< 0.074	< 0.074	< 0.074	< 0.074
Bromodichloromethane	0.06	0.6	< 0.17	< 0.17	< 0.17	< 0.17	< 0.37	< 0.077	< 0.077	< 0.077	< 0.077	< 0.36	< 0.36	< 0.17	< 0.17	< 0.17	< 0.17	< 0.17	< 0.17	< 0.17
Bromoform	0.44	4.4	< 0.28	< 0.28	< 0.28	< 0.28	< 0.48	< 0.088	< 0.088	< 0.088	< 0.088	< 4.0	< 4.0	< 0.28	< 0.28	< 0.28	< 0.28	< 0.28	< 0.28	< 0.28
Bromomethane	1	10	< 0.31	< 0.31	< 0.31	< 0.31	< 0.80	< 0.59	< 0.59	< 0.72 U	< 0.59	< 0.97	< 0.97	< 0.31	< 0.31	< 0.31	< 0.31	< 0.31	< 0.31	< 0.31
Carbon disulfide	200	1000	NA	NA	NA	NA	NA	< 0.053	< 0.053	< 0.053	< 0.053	< 0.37	< 0.45	NA	NA	NA	NA	NA	NA	NA
Carbon tetrachloride	0.5	5	< 0.26	< 0.26	< 0.26	< 0.26	< 0.38	< 0.038	< 0.038	< 0.038	< 0.038	< 0.17	< 1.1	< 0.26	< 0.26	< 0.26	< 0.26	< 0.26	< 0.26	< 0.26
Chloroform	0.6	6	< 0.20	< 0.20	< 0.20	< 0.20	< 0.37	< 0.062	0.08 J	< 0.062	< 0.062	< 1.3	< 1.3	< 0.2	< 0.2	< 0.2	< 0.20	< 0.20	< 0.20	< 0.20
Chloromethane	3	30	< 0.18	< 0.18	< 0.18	< 0.18	< 0.32	0.37 BJ	0.82 J+	< 0.65 U	< 0.16	< 2.2	< 2.2	< 0.18	< 0.18	< 0.18	< 0.18	< 0.18	< 0.18	< 0.18
cis-1,2-Dichloroethene	7	70	< 0.12	< 0.12	< 0.12	< 0.12	< 0.41	< 0.11	< 0.11	< 0.11	< 0.11	< 0.27	< 0.27	< 0.12	< 0.12	< 0.12	< 0.12	< 0.12	< 0.12	< 0.12
Dichlorodifluoromethane	200	1000	< 0.20	< 0.20	< 0.20	< 0.20	< 0.54	< 0.11	< 0.11	< 0.11	< 0.11	< 0.50	< 0.50	< 0.2	< 0.2	< 0.2	< 0.20	< 0.20	< 0.20	< 0.20
Ethylbenzene	140	700	< 0.13	< 0.13	< 0.13	< 0.13	< 0.18	< 0.054	< 0.054	< 0.054	< 0.054	< 0.22	< 0.32	< 0.13	< 0.13	< 0.13	< 0.13	0.47 J	< 0.13	< 0.13
Isopropylbenzene	NE	NE	< 0.14	< 0.14	< 0.14	< 0.14	< 0.39	< 0.081	< 0.081	< 0.081	< 0.081	< 0.39	< 1.7	< 0.14	< 0.14	< 0.14	< 0.14	< 0.14	< 0.14	< 0.14
m,p-Xylene	400	2000	NA	NA	NA	NA	NA	< 0.057	0.06 BJ	< 0.057	< 0.057	< 0.47	< 0.47	NA	NA	NA	NA	NA	NA	NA
Methyl tert-butyl ether	12	60	< 0.24	< 0.24	< 0.24	< 0.24	< 0.39	< 0.14	< 0.14	< 0.14	< 0.14	< 1.2	< 1.2	< 0.24	< 0.24	< 0.24	< 0.24	< 0.24	< 0.24	< 0.24
Methylene chloride	0.5	5	< 0.68	< 0.68	< 0.68	< 0.68	< 1.6	0.23 J	***0.51 J***	< 0.54 U	< 0.42 U	< 0.58	< 0.58	< 0.68	< 0.68	< 0.68	< 0.68	< 0.68	< 0.68	< 0.68
Naphthalene	10	100	< 0.16 *	< 0.16	< 0.16	< 0.16	< 0.34	< 0.088	< 0.088	< 0.13 U	< 0.088	< 1.2	< 1.2	< 0.16	< 0.16	< 0.16	< 0.16	< 0.16	< 0.16	< 0.16
n-Butylbenzene	NE	NE	< 0.13	< 0.13	< 0.13	< 0.13	< 0.39	< 0.14	< 0.14	< 0.14	< 0.14	< 0.71	< 0.71	< 0.13	< 0.13	< 0.13	< 0.13	< 0.13	< 0.13	< 0.13
n-Hexane	120	600	NA	NA	NA	NA	NA	< 0.21	< 0.21	< 0.21	< 0.21	< 1.7	< 1.7	NA	NA	NA	NA	NA	NA	NA
n-Propylbenzene	NE	NE	< 0.13	< 0.13	< 0.13	< 0.13	< 0.41	< 0.10	< 0.1	< 0.10	< 0.10	< 0.81	< 0.81	< 0.13	< 0.13	< 0.13	< 0.13	< 0.13	< 0.13	< 0.13
o-Xylene	400	2000	NA	NA	NA	NA	NA	< 0.058	< 0.058	< 0.058	< 0.058	< 0.26	< 0.26	NA	NA	NA	NA	NA	NA	NA
p-Isopropyltoluene	NE	NE	< 0.17	< 0.17	< 0.17	< 0.17	< 0.36	< 0.085	< 0.085	< 0.085	< 0.085	< 0.80	< 0.80	< 0.17	< 0.17	< 0.17	< 0.17	< 0.17	< 0.17	< 0.17
sec-Butylbenzene	NE	NE	< 0.15	< 0.15	< 0.15	< 0.15	< 0.40	< 0.13	< 0.13	< 0.13	< 0.13	< 0.85	< 0.85	< 0.15	< 0.15	< 0.15	< 0.15	< 0.15	< 0.15	< 0.15
Styrene	10	100	< 0.10	< 0.10	< 0.10	< 0.10	< 0.39	< 0.065	0.07 BJ	< 0.065	< 0.065	< 0.47	< 3.0	< 0.1	< 0.1	< 0.1	< 0.10	< 0.10	< 0.10	< 0.10
tert-Butylbenzene	NE	NE	< 0.14	< 0.14	< 0.14	< 0.14	< 0.40	< 0.12	< 0.12	< 0.12	< 0.12	< 0.30	< 0.30	< 0.14	< 0.14	< 0.14	< 0.14	< 0.14	< 0.14	< 0.14
Tetrachloroethene	0.5	5	***0.54 J***	***0.86 J***	< 0.17	***0.66 J***	***0.51 J***	***0.55***	0.37 J-	0.33 J	0.36 J	< 0.33 U	< 0.33	< 0.17	< 0.17	< 0.17	< 0.17	< 0.17	< 0.17	< 0.17
Toluene	160	800	< 0.11	< 0.11	< 0.11	< 0.11	0.55	0.090 J	0.07 BJ	< 0.053	< 0.053	< 0.17	< 0.27	< 0.11	< 0.11	< 0.11	< 0.11	0.63	1.2	< 0.11
trans-1,2-Dichloroethene	20	100	< 0.25	< 0.25	< 0.25	< 0.25	< 0.35	< 0.11	< 0.11	< 0.11	< 0.11	< 1.1	< 0.46	< 0.25	< 0.25	< 0.25	< 0.25	< 0.25	< 0.25	< 0.25
Trichloroethene	0.5	5	< 0.19	< 0.19	< 0.19	< 0.19	< 0.16	< 0.062	< 0.062	< 0.062	< 0.062	< 0.26	< 0.26	< 0.19	< 0.19	< 0.19	< 0.19	< 0.19	< 0.19	< 0.19
Trichlorofluoromethane	698	3490	< 1.0	< 1.0	< 1.0	< 1.0	< 1.0	< 0.50	< 0.5	< 0.13	< 0.13	< 0.21	< 0.21	< 0.19	< 0.19	< 0.19	< 1.0	< 1.0	< 1.0	< 1.0
Vinyl chloride	0.02	0.2	< 0.10	< 0.10	< 0.10	< 0.10	< 0.20	< 0.16	< 0.16	< 0.16	< 0.16	< 0.17	< 0.17	< 0.1	< 0.1	< 0.1	< 0.10	< 0.10	< 0.10	< 0.10
Xylenes, Total	400	2000	< 0.068	< 0.068	< 0.068	< 0.068	1.9	< 0.058	< 0.12	< 0.12	< 0.12	< 1.5	< 1.5	< 0.068	< 0.068	< 0.068	< 0.068	2.5	< 0.068	< 0.068
Total PCBs																				
Aroclor-1016	0.003	0.03	NA	NA	NA	NA	NA	NA	NA	NA	NA	NA	NA	NA	NA	NA	NA	NA	NA	NA
Aroclor-1232	0.003	0.03	NA	NA	NA	NA	NA	NA	NA	NA	NA	NA	NA	NA	NA	NA	NA	NA	NA	NA
Aroclor-1242	0.003	0.03	NA	NA	NA	NA	NA	NA	NA	NA	NA	NA	NA	NA	NA	NA	NA	NA	NA	NA
Aroclor-1248	0.003	0.03	NA	NA	NA	NA	NA	NA	NA	NA	NA	NA	NA	NA	NA	NA	NA	NA	NA	NA
Total Detected PCBs	0.003	0.03	NA	NA	NA	NA	NA	NA	NA	NA	NA	NA	NA	NA	NA	NA	NA	NA	NA	NA
Dissolved PCBs																				
Aroclor-1016	0.003	0.03	NA	NA	NA	NA	NA	NA	NA	NA	NA	NA	NA	NA	NA	NA	NA	NA	NA	NA
Aroclor-1232	0.003	0.03	NA	NA	NA	NA	NA	NA	NA	NA	NA	NA	NA	NA	NA	NA	NA	NA	NA	NA
Aroclor-1242	0.003	0.03	NA	NA	NA	NA	NA	NA	NA	NA	NA	NA	NA	NA	NA	NA	NA	NA	NA	NA
Aroclor-1248	0.003	0.03	NA	NA	NA	NA	NA	NA	NA	NA	NA	NA	NA	NA	NA	NA	NA	NA	NA	NA
Total Detected PCBs	0.003	0.03	NA	NA	NA	NA	NA	NA	NA	NA	NA	NA		NA	NA	NA	NA	NA	NA	NA
Solids																				
Total Dissolved Solids (mg/L)	NE	NE	NA	NA	NA	NA	NA	NA	NA	NA	NA	NA	NA	NA	NA	NA	NA	NA	NA	NA
Total Suspended Solids (TSS) (mg/L)	NE	NE	NA	NA	NA	NA	NA	NA	NA	NA	NA	NA	NA	NA	NA	NA	NA	NA	NA	NA

Notes on Page 61.

Table 16: Groundwater Analytical Results Summary
Madison-Kipp Corporation
Madison, Wisconsin

WELL ID			MW-25D2	MW-25D2	MW-25D2	MW-25D2	MW-25D2	MW-25D2	MW-25D2	MW-25D2	MW-25D2	MW-25D2	MW-25D2	MW-25D2	MW-25D2[3]	MW-25D2	MW-25D2	MW-25D2	MW-25D2
SCREEN INTERVAL (feet bgs)	PREVENTIVE	ENFORCEMENT	160 - 170 ft	160 - 170 ft	160 - 170 ft	160 - 170 ft	160 - 170 ft	160 - 170 ft	160 - 170 ft	160 - 170 ft	160 - 170 ft	160 - 170 ft	160 - 170 ft	160 - 170 ft	160 - 170 ft	160 - 170 ft	160 - 170 ft	160 - 170 ft	160 - 170 ft
SAMPLE DATE	ACTION LIMIT	STANDARD	01/28/2015	04/10/2015	07/21/2015	10/19/2015	01/21/2016	04/20/2016	07/19/2016	10/11/2016	1/19/2017	04/12/2017	10/03/2017	04/03/2018	04/03/2018	10/10/2018	04/10/2019	10/09/2019	10/13/2020
VOCs																			
1,1,1,2-Tetrachloroethane	7	70	< 0.25	< 0.25	< 0.25	< 0.46	< 0.11	< 0.11	< 0.11	< 0.11	< 0.11	< 0.11	< 0.11	< 0.11	< 0.11	< 0.11	< 0.27	< 0.27	< 0.27
1,1,1-Trichloroethane	40	200	< 0.20	< 0.20	< 0.20	< 0.38	< 0.10	< 0.10	< 0.10	< 0.10	< 0.10	< 0.10	< 0.1	< 0.10	< 0.10	< 0.10	< 0.24	< 0.24	< 0.24
1,1,2-Trichloroethane	0.5	5	< 0.28	< 0.28	< 0.28	< 0.35	< 0.10	< 0.10	< 0.10	< 0.10	< 0.10	< 0.10	< 0.1	< 0.10	< 0.10	< 0.10	< 0.55	< 0.55	< 0.55
1,1-Dichloroethene	0.7	7	< 0.31	< 0.31	< 0.31	< 0.39	< 0.14	< 0.14	< 0.14	< 0.14	< 0.14	< 0.14	< 0.14	< 0.14	< 0.14	< 0.14	< 0.24	< 0.24	< 0.24
1,2,4-Trimethylbenzene	96	480	< 0.14	< 0.14	< 0.14	< 0.36	< 0.060	< 0.060	< 0.060	< 0.060	< 0.060	< 0.060	< 0.06	< 0.060	< 0.060	< 0.060	< 0.84	< 0.84	< 0.84
1,2-Dibromoethane	0.005	0.05	< 0.36	< 0.36	< 0.36	< 0.39	< 0.13	< 0.13	< 0.13	< 0.13	< 0.13	< 0.13	< 0.13	< 0.13	< 0.13	< 0.13	< 0.83	< 0.83	< 0.83
1,2-Dichlorobenzene	60	600	< 0.27	< 0.27	< 0.27	< 0.33	< 0.076	< 0.076	< 0.076	< 0.076	< 0.076	< 0.076	< 0.076	< 0.076	< 0.076	< 0.076	< 0.71	< 0.71	< 0.71
1,2-Dichloroethane	0.5	5	< 0.28	< 0.28	< 0.28	< 0.39	< 0.078	< 0.078	< 0.078	< 0.078	< 0.078	< 0.078	< 0.078	< 0.078	< 0.078	< 0.078	< 0.28	< 0.28	< 0.28
1,2-Dichloropropane	0.5	5	< 0.20	< 0.20	< 0.20	< 0.43	< 0.10	< 0.10	< 0.10	< 0.10	< 0.10	< 0.10	< 0.1	< 0.10	< 0.10	< 0.10	< 0.28	< 0.28	< 0.28
1,2,3-Trichlorobenzene	NE	NE	< 0.24	< 0.24	< 0.24	< 0.46	< 0.045	< 0.045	< 0.045	< 0.045	< 0.045	< 0.045	< 0.045	0.070 J	< 0.045	< 0.045	< 0.63	< 0.63	< 2.2
1,2,4-Trichlorobenzene	14	70	< 0.31	< 0.31	< 0.31	< 0.34	< 0.077	< 0.077	< 0.077	< 0.077	< 0.077	< 0.077	< 0.077	< 0.077	< 0.077	< 0.077	< 0.95	< 0.95	< 0.95
1,3,5-Trimethylbenzene	96	480	< 0.18	< 0.18	< 0.18	< 0.25	< 0.075	< 0.075	< 0.075	< 0.075	< 0.075	< 0.075	< 0.075	< 0.075	< 0.075	< 0.075	< 0.87	< 0.87	< 0.87
2-Butanone	800	4000	NA	NA	NA	NA	< 3.0	< 3.0	< 3.0	< 3.0	< 3.0	< 3.0	< 3	< 3.0	< 3.0	< 3.0	< 2.9	< 2.9	< 2.9
2-Hexanone	NE	NE	NA	NA	NA	NA	< 0.95	< 0.95	< 0.95	< 0.95	< 0.95	< 0.95	< 0.95	< 0.95	< 0.95	< 0.95	< 2.5	< 2.5	< 5.2
4-Methyl-2-pentanone	50	500	NA	NA	NA	NA	< 0.77	< 0.77	< 0.77	< 0.77	< 0.77	< 0.77	< 0.77	< 0.77	< 0.77	< 0.77	< 1.5	< 1.5	< 4.6
Acetone	1800	9000	NA	NA	NA	NA	< 3.4	< 3.4	< 3.4	< 3.4	< 3.4	< 3.4	< 3.4	< 3.4	< 3.4	< 4.9 U	< 2.7	< 2.7	< 2.7
Benzene	0.5	5	< 0.074	< 0.074	< 0.074	< 0.15	< 0.089	< 0.089	< 0.089	< 0.089	< 0.089	< 0.089	< 0.089	< 0.089	< 0.089	< 0.089	< 0.25	< 0.25	< 0.25
Bromodichloromethane	0.06	0.6	< 0.17	< 0.17	< 0.17	< 0.37	< 0.077	< 0.077	< 0.077	< 0.077	< 0.077	< 0.077	< 0.077	< 0.077	< 0.077	< 0.077	< 0.36	< 0.36	< 0.36
Bromoform	0.44	4.4	< 0.28	< 0.28	< 0.28	< 0.48	< 0.088	< 0.088	< 0.088	< 0.088	< 0.088	< 0.088	< 0.088	< 0.088	< 0.088	< 0.088	< 4.0	< 4.0	< 4.0
Bromomethane	1	10	< 0.31	< 0.31	< 0.31	< 0.80	< 0.59	< 0.59	< 0.59	< 0.59	< 0.59	< 0.59	< 0.59	< 0.59	< 0.59	< 0.59	< 0.97	< 0.97	< 0.97
Carbon disulfide	200	1000	NA	NA	NA	NA	< 0.053	< 0.053	< 0.053	< 0.053	< 0.053	0.44 J	< 0.053	< 0.053	< 0.053	< 0.053	< 0.37	< 0.37	< 0.45
Carbon tetrachloride	0.5	5	< 0.26	< 0.26	< 0.26	< 0.38	< 0.038	< 0.038	< 0.038	< 0.038	< 0.038	< 0.038	< 0.038	< 0.038	< 0.038	< 0.038	< 0.17	< 0.17	< 1.1
Chloroform	0.6	6	< 0.20	< 0.20	< 0.20	< 0.37	< 0.062	< 0.062	< 0.062	< 0.062	< 0.062	0.12 J	< 0.062	< 0.062	< 0.062	< 0.062	< 1.3	< 1.3	< 1.3
Chloromethane	3	30	< 0.18	< 0.18	< 0.18	< 0.32	< 0.16	< 0.16	0.17 J	0.68 BJ	< 0.16	0.64 J	0.37 J+	< 0.16	< 0.16	< 0.57 U	< 2.2	< 2.2	< 2.2
cis-1,2-Dichloroethene	7	70	< 0.12	< 0.12	< 0.12	< 0.41	< 0.11	< 0.11	< 0.11	< 0.11	< 0.11	< 0.11	< 0.11	< 0.11	< 0.11	< 0.11	< 0.27	< 0.27	< 0.27
Dichlorodifluoromethane	200	1000	< 0.20	< 0.20	< 0.20	< 0.54	< 0.11	< 0.11	< 0.11	< 0.11	< 0.11	< 0.11	< 0.11	< 0.11	< 0.11	< 0.11	< 0.50	< 0.50	< 0.50
Ethylbenzene	140	700	< 0.13	< 0.13	< 0.13	< 0.18	< 0.054	< 0.054	< 0.054	< 0.054	< 0.054	< 0.054	< 0.054	< 0.054	< 0.054	< 0.054	< 0.22	< 0.22	< 0.32
Isopropylbenzene	NE	NE	< 0.14	< 0.14	< 0.14	< 0.39	< 0.081	< 0.081	< 0.081	< 0.081	< 0.081	< 0.081	< 0.081	< 0.081	< 0.081	< 0.081	< 0.39	< 0.39	< 1.7
m,p-Xylene	400	2000	NA	NA	NA	NA	< 0.057	< 0.057	< 0.057	< 0.057	< 0.057	< 0.057	< 0.057	< 0.057	< 0.057	< 0.057	< 0.47	< 0.47	< 0.47
Methyl tert-butyl ether	12	60	< 0.24	< 0.24	< 0.24	< 0.39	< 0.14	< 0.14	< 0.14	< 0.14	< 0.14	< 0.14	< 0.14	< 0.14	< 0.14	< 0.14	< 1.2	< 1.2	< 1.2
Methylene chloride	0.5	5	< 0.68	< 0.68	< 0.68	< 1.6	0.38 J	< 0.14	< 0.14	< 0.14	0.14 BJ	< 0.14	< 0.14	0.14 J+	< 0.14	< 0.31 U	< 0.58	< 0.58	< 0.58
Naphthalene	10	100	< 0.16	< 0.16	< 0.16	< 0.34	< 0.088	< 0.088	< 0.088	< 0.088	< 0.088	0.31 BJ	< 0.088	0.31 BJ	< 0.088	< 0.088	< 1.2	< 1.2	< 1.2
n-Butylbenzene	NE	NE	< 0.13	< 0.13	< 0.13	< 0.39	< 0.14	< 0.14	< 0.14	< 0.14	< 0.14	< 0.14	< 0.14	< 0.14	< 0.14	< 0.14	< 0.71	< 0.71	< 0.71
n-Hexane	120	600	NA	NA	NA	NA	< 0.21	< 0.21	< 0.21	< 0.21	< 0.21	< 0.21	< 0.21	< 0.21	< 0.21	< 0.21	< 1.7	< 1.7	< 1.7
n-Propylbenzene	NE	NE	< 0.13	< 0.13	< 0.13	< 0.41	< 0.10	< 0.10	< 0.10	< 0.10	< 0.10	< 0.10	< 0.1	< 0.10	< 0.10	< 0.10	< 0.81	< 0.81	< 0.81
o-Xylene	400	2000	NA	NA	NA	NA	< 0.058	< 0.058	< 0.058	< 0.058	< 0.058	< 0.058	< 0.058	< 0.058	< 0.058	< 0.058	< 0.26	< 0.26	< 0.26
p-Isopropyltoluene	NE	NE	< 0.17	< 0.17	< 0.17	< 0.36	< 0.085	< 0.085	< 0.085	< 0.085	< 0.085	< 0.085	< 0.085	< 0.085	< 0.085	< 0.085	< 0.80	< 0.80	< 0.80
sec-Butylbenzene	NE	NE	< 0.15	< 0.15	< 0.15	< 0.40	< 0.13	< 0.13	< 0.13	< 0.13	< 0.13	< 0.13	< 0.13	< 0.13	< 0.13	< 0.13	< 0.85	< 0.85	< 0.85
Styrene	10	100	< 0.10	< 0.10	< 0.10	< 0.39	< 0.065	< 0.065	0.14 J	< 0.065	< 0.065	< 0.065	0.08 BJ	< 0.065	< 0.065	< 0.065	< 0.47	< 0.47	< 3.0
tert-Butylbenzene	NE	NE	< 0.14	< 0.14	< 0.14	< 0.40	< 0.12	< 0.12	< 0.12	< 0.12	< 0.12	< 0.12	< 0.12	< 0.12	< 0.12	< 0.12	< 0.30	< 0.30	< 0.30
Tetrachloroethene	0.5	5	< 0.17	< 0.17	< 0.17	< 0.37	< 0.081	< 0.081	< 0.081	< 0.081	0.090 BJ	< 0.081	0.1 J-	0.14 J	0.11 J	< 0.081	< 0.33	< 0.33	< 0.33
Toluene	160	800	< 0.11	< 0.11	< 0.11	< 0.15	< 0.053	< 0.053	< 0.053	0.11 J	< 0.053	0.16 J	0.07 BJ	< 0.053	< 0.053	< 0.053	< 0.17	< 0.17	< 0.27
trans-1,2-Dichloroethene	20	100	< 0.25	< 0.25	< 0.25	< 0.35	< 0.11	< 0.11	< 0.11	< 0.11	< 0.11	< 0.11	< 0.11	< 0.11	< 0.11	< 0.11	< 1.1	< 1.1	< 0.46
Trichloroethene	0.5	5	< 0.19	< 0.19	< 0.19	< 0.16	< 0.062	< 0.062	< 0.062	< 0.062	< 0.062	< 0.062	< 0.062	< 0.062	< 0.062	< 0.062	< 0.26	< 0.26	< 0.26
Trichlorofluoromethane	698	3490	< 1.0	< 1.0	< 1.0	< 1.0	< 0.50	< 0.50	< 0.50	< 0.50	< 0.50	< 0.50	< 0.5	< 0.5	< 0.5	< 0.13	< 0.21	< 0.21	< 0.21
Vinyl chloride	0.02	0.2	< 0.10	< 0.10	< 0.10	< 0.20	< 0.16	< 0.16	< 0.16	< 0.16	< 0.16	< 0.16	< 0.16	< 0.16	< 0.16	< 0.16	< 0.17	< 0.17	< 0.17
Xylenes, Total	400	2000	< 0.068	< 0.068	< 0.068	< 0.22	< 0.058	< 0.058	< 0.058	< 0.058	< 0.12	< 0.12	< 0.12	< 0.12	< 0.12	< 0.12	< 1.5	< 1.5	< 1.5
Total PCBs																			
Aroclor-1016	0.003	0.03	NA	NA	NA	NA	NA	NA	NA	NA	NA	NA	NA	NA	NA	NA	NA	NA	NA
Aroclor-1232	0.003	0.03	NA	NA	NA	NA	NA	NA	NA	NA	NA	NA	NA	NA	NA	NA	NA	NA	NA
Aroclor-1242	0.003	0.03	NA	NA	NA	NA	NA	NA	NA	NA	NA	NA	NA	NA	NA	NA	NA	NA	NA
Aroclor-1248	0.003	0.03	NA	NA	NA	NA	NA	NA	NA	NA	NA	NA	NA	NA	NA	NA	NA	NA	NA
Total Detected PCBs	0.003	0.03	NA	NA	NA	NA	NA	NA	NA	NA	NA	NA	NA	NA	NA	NA	NA	NA	NA
Dissolved PCBs																			
Aroclor-1016	0.003	0.03	NA	NA	NA	NA	NA	NA	NA	NA	NA	NA	NA	NA	NA	NA	NA	NA	NA
Aroclor-1232	0.003	0.03	NA	NA	NA	NA	NA	NA	NA	NA	NA	NA	NA	NA	NA	NA	NA	NA	NA
Aroclor-1242	0.003	0.03	NA	NA	NA	NA	NA	NA	NA	NA	NA	NA	NA	NA	NA	NA	NA	NA	NA
Aroclor-1248	0.003	0.03	NA	NA	NA	NA	NA	NA	NA	NA	NA	NA	NA	NA	NA	NA	NA	NA	NA
Total Detected PCBs	0.003	0.03	NA	NA	NA	NA	NA	NA	NA	NA	NA	NA	NA	NA	NA	NA	NA	NA	
Solids																			
Total Dissolved Solids (mg/L)	NE	NE	NA	NA	NA	NA	NA	NA	NA	NA	NA	NA	NA	NA	NA	NA	NA	NA	NA
Total Suspended Solids (TSS) (mg/L)	NE	NE	NA	NA	NA	NA	NA	NA	NA	NA	NA	NA	NA	NA	NA	NA	NA	NA	NA

Notes on Page 61.

Table 16: Groundwater Analytical Results Summary
Madison-Kipp Corporation
Madison, Wisconsin

WELL ID			MW-26S	MW-26S	MW-26S	MW-26S	MW-26S	MW-27D	MW-27D[3]	MW-27D	MW-27D	MW-27D	MW-27D	MW-27D	MW-27D	MW-27D	MW-27D	MW-27D
SCREEN INTERVAL (feet bgs)	PREVENTIVE	ENFORCEMENT	6.8 - 16.8 ft	6.8 - 16.8 ft	6.8 - 16.8 ft	6.8 - 16.8 ft	6.8 - 16.8 ft	130 - 140 ft	130 - 140 ft	130 - 140 ft	130 - 140 ft	130 - 140 ft	130 - 140 ft	130 - 140 ft	130 - 140 ft	130 - 140 ft	130 - 140 ft	130 - 140 ft
SAMPLE DATE	ACTION LIMIT	STANDARD	08/23/2013	10/09/2013	04/22/2014	07/10/2014	10/15/2014	12/26/2013	12/26/2013	04/18/2014	07/09/2014	10/21/2014	01/29/2015	04/14/2015	07/21/2015	10/20/2015	01/21/2016	04/20/2016	07/19/2016
VOCs																			
1,1,1,2-Tetrachloroethane	7	70	< 0.25	< 0.25	< 0.25	< 0.25	< 0.25	< 0.25	< 0.25	< 0.25	< 0.25	< 0.25	< 0.25	< 0.25	< 0.25	< 0.46	< 0.11	< 0.11	< 0.11
1,1,1-Trichloroethane	40	200	< 0.2	< 0.2	< 0.20	< 0.20	< 0.20	< 0.2	< 0.2	< 0.20	< 0.20	< 0.20	< 0.20	< 0.20	< 0.20	< 0.38	< 0.10	< 0.10	< 0.10
1,1,2-Trichloroethane	0.5	5	< 0.28	< 0.28	< 0.28	< 0.28	< 0.28	< 0.28	< 0.28	< 0.28	< 0.28	< 0.28	< 0.28	< 0.28	< 0.28	< 0.35	< 0.10	< 0.10	< 0.10
1,1-Dichloroethene	0.7	7	< 0.31	< 0.31	< 0.31	< 0.31	< 0.31	< 0.31	< 0.31	< 0.31	< 0.31	< 0.31	< 0.31	< 0.31	< 0.31	< 0.39	< 0.14	< 0.14	< 0.14
1,2,4-Trimethylbenzene	96	480	< 0.14	< 0.14	< 0.14	< 0.14	< 0.14	< 0.14	< 0.14	< 0.14	< 0.14	< 0.14	< 0.14	< 0.14	< 0.14	< 0.36	< 0.060	< 0.060	< 0.060
1,2-Dibromoethane	0.005	0.05	< 0.36	< 0.36	< 0.36	< 0.36	< 0.36	< 0.36	< 0.36	< 0.36	< 0.36	< 0.36	< 0.36	< 0.36	< 0.36	< 0.39	< 0.13	< 0.13	< 0.13
1,2-Dichlorobenzene	60	600	< 0.27	< 0.27	< 0.27	< 0.27	< 0.27	< 0.27	< 0.27	< 0.27	< 0.27	< 0.27	< 0.27	< 0.27	< 0.27	< 0.33	< 0.076	< 0.076	< 0.076
1,2-Dichloroethane	0.5	5	< 0.28	< 0.28	< 0.28	< 0.28	< 0.28	< 0.28	< 0.28	< 0.28	< 0.28	< 0.28	< 0.28	< 0.28	< 0.28	< 0.39	< 0.078	< 0.078	< 0.078
1,2-Dichloropropane	0.5	5	< 0.2	< 0.2	< 0.20	< 0.20	< 0.20	< 0.2	< 0.2	< 0.20	< 0.20	< 0.20	< 0.20	< 0.20	< 0.20	< 0.43	< 0.10	< 0.10	< 0.10
1,2,3-Trichlorobenzene	NE	NE	< 0.24	< 0.24	< 0.24	< 0.24	< 0.24	< 0.24	< 0.24	< 0.24	< 0.24	< 0.24	< 0.24	< 0.24	< 0.24	< 0.46	< 0.045	< 0.045	< 0.045
1,2,4-Trichlorobenzene	14	70	< 0.31	< 0.31	< 0.31	< 0.31	< 0.31	< 0.31	< 0.31	< 0.31	< 0.31	< 0.31	< 0.31	< 0.31	< 0.31	< 0.34	< 0.077	< 0.077	< 0.077
1,3,5-Trimethylbenzene	96	480	< 0.18	< 0.18	< 0.18	< 0.18	< 0.18	< 0.18	< 0.18	< 0.18	< 0.18	< 0.18	< 0.18	< 0.18	< 0.18	< 0.25	< 0.075	< 0.075	< 0.075
2-Butanone	800	4000	NA	NA	NA	NA	NA	NA	NA	NA	NA	NA	NA	NA	NA	NA	< 3.0	< 3.0	< 3.0
2-Hexanone	NE	NE	NA	NA	NA	NA	NA	NA	NA	NA	NA	NA	NA	NA	NA	NA	< 0.95	< 0.95	< 0.95
4-Methyl-2-pentanone	50	500	NA	NA	NA	NA	NA	NA	NA	NA	NA	NA	NA	NA	NA	NA	< 0.77	< 0.77	< 0.77
Acetone	1800	9000	NA	NA	NA	NA	NA	NA	NA	NA	NA	NA	NA	NA	NA	NA	7.1 J	< 3.4	< 3.4
Benzene	0.5	5	< 0.074	< 0.074	< 0.074	< 0.074	< 0.074	< 0.074	< 0.074	< 0.074	< 0.074	< 0.074	< 0.074	< 0.074	< 0.074	< 0.15	< 0.089	< 0.089	< 0.089
Bromodichloromethane	0.06	0.6	< 0.17	< 0.17	< 0.17	< 0.17	< 0.17	< 0.17	< 0.17	< 0.17	< 0.17	< 0.17	< 0.17	< 0.17	< 0.17	< 0.37	< 0.077	< 0.077	< 0.077
Bromoform	0.44	4.4	< 0.28	< 0.28	< 0.28	< 0.28	< 0.28	< 0.28	< 0.28	< 0.28	< 0.28	< 0.28	< 0.28	< 0.28	< 0.28	< 0.48	< 0.088	< 0.088	< 0.088
Bromomethane	1	10	< 0.31	< 0.31	< 0.31	< 0.31	< 0.31 *	< 0.31	< 0.31	< 0.31	< 0.31	< 0.31	< 0.31	< 0.31	< 0.31	< 0.80	< 0.59	< 0.59	< 0.59
Carbon disulfide	200	1000	NA	NA	NA	NA	NA	NA	NA	NA	NA	NA	NA	NA	NA	NA	< 0.053	< 0.053	< 0.053
Carbon tetrachloride	0.5	5	< 0.26	< 0.26	< 0.26	< 0.26	< 0.26	< 0.26	< 0.26	< 0.26	< 0.26	< 0.26	< 0.26	< 0.26	< 0.26	< 0.38	< 0.038	< 0.038	< 0.038
Chloroform	0.6	6	< 0.2	< 0.2	< 0.20	< 0.20	< 0.20	< 0.2	< 0.2	< 0.20	< 0.20	< 0.20	< 0.20	< 0.20	< 0.20	< 0.37	< 0.062	< 0.062	< 0.062
Chloromethane	3	30	< 0.18	< 0.18	< 0.18	< 0.18	< 0.18	< 0.18	< 0.18	< 0.18	< 0.18	< 0.18	< 0.18	< 0.18	< 0.18	< 0.32	< 0.16	< 0.16	< 0.16
cis-1,2-Dichloroethene	7	70	< 0.12	< 0.12	< 0.12	< 0.12	< 0.12	0.85 J	0.83 J	2.6	2.5	1.1	2.4	2.2	2.4	5.5	1.9	1.7	1.5
Dichlorodifluoromethane	200	1000	< 0.2	< 0.2	< 0.20	< 0.20	< 0.20	< 0.2	< 0.2	< 0.20	< 0.20	< 0.20	< 0.20	< 0.20	< 0.20	< 0.54	< 0.11	< 0.11	0.12 J
Ethylbenzene	140	700	< 0.13	< 0.13	< 0.13	< 0.13	< 0.13	< 0.13	< 0.13	< 0.13	0.55	< 0.13	< 0.13	< 0.13	< 0.13	< 0.18	< 0.054	< 0.054	< 0.054
Isopropylbenzene	NE	NE	< 0.14	< 0.14	< 0.14	< 0.14	< 0.14	< 0.14	< 0.14	< 0.14	< 0.14	< 0.14	< 0.14	< 0.14	< 0.14	< 0.39	< 0.081	< 0.081	< 0.081
m,p-Xylene	400	2000	NA	NA	NA	NA	NA	NA	NA	NA	NA	NA	NA	NA	NA	NA	< 0.057	< 0.057	< 0.057
Methyl tert-butyl ether	12	60	< 0.24	< 0.24	< 0.24	< 0.24	< 0.24	< 0.24	< 0.24	1.3	< 0.24	< 0.24	0.92 J	< 0.24	0.86 J	< 0.39	0.68	0.68	0.62
Methylene chloride	0.5	5	< 0.68	< 0.68	< 0.68	< 0.68	< 0.68	< 0.68	< 0.68	< 0.68	< 0.68	< 0.68	< 0.68	< 0.68	< 0.68	< 1.6	0.41 J	< 0.14	< 0.14
Naphthalene	10	100	< 0.16	< 0.16	< 0.16	< 0.16	< 0.16	< 0.16	< 0.16	< 0.16	< 0.16	< 0.16	< 0.16	< 0.16	< 0.16	< 0.34	< 0.088	< 0.088	< 0.088
n-Butylbenzene	NE	NE	< 0.13	< 0.13	< 0.13	< 0.13	< 0.13	< 0.13	< 0.13	< 0.13	< 0.13	< 0.13	< 0.13	< 0.13	< 0.13	< 0.39	< 0.14	< 0.14	< 0.14
n-Hexane	120	600	NA	NA	NA	NA	NA	NA	NA	NA	NA	NA	NA	NA	NA	NA	< 0.21	< 0.21	< 0.21
n-Propylbenzene	NE	NE	< 0.13	< 0.13	< 0.13	< 0.13	< 0.13	< 0.13	< 0.13	< 0.13	< 0.13	< 0.13	< 0.13	< 0.13	< 0.13	< 0.41	< 0.10	< 0.10	< 0.10
o-Xylene	400	2000	NA	NA	NA	NA	NA	NA	NA	NA	NA	NA	NA	NA	NA	NA	< 0.058	< 0.058	< 0.058
p-Isopropyltoluene	NE	NE	< 0.17	< 0.17	< 0.17	< 0.17	< 0.17	< 0.17	< 0.17	< 0.17	< 0.17	< 0.17	< 0.17	< 0.17	< 0.17	< 0.36	< 0.085	< 0.085	< 0.085
sec-Butylbenzene	NE	NE	< 0.15	< 0.15	< 0.15	< 0.15	< 0.15	< 0.15	< 0.15	< 0.15	< 0.15	< 0.15	< 0.15	< 0.15	< 0.15	< 0.40	< 0.13	< 0.13	< 0.13
Styrene	10	100	< 0.1	< 0.1	< 0.10	< 0.10	< 0.10	< 0.1	< 0.1	< 0.10	< 0.10	< 0.10	< 0.10	< 0.10	< 0.10	< 0.39	< 0.065	< 0.065	0.36 J
tert-Butylbenzene	NE	NE	< 0.14	< 0.14	< 0.14	< 0.14	< 0.14	< 0.14	< 0.14	< 0.14	< 0.14	< 0.14	< 0.14	< 0.14	< 0.14	< 0.40	< 0.12	< 0.12	< 0.12
Tetrachloroethene	0.5	5	***1.4***	< 0.17	< 0.17	< 0.17	< 0.17	***1.8***	***1.8***	***5.4***	***5***	***1.7***	***4.2***	***3.8***	***5***	***13***	***4.5***	***3.4***	***2.1***
Toluene	160	800	< 0.11	< 0.11	< 0.11	< 0.11	< 0.11	0.53	0.49 J	< 0.11	0.47 J	< 0.11	< 0.11	< 0.11	< 0.11	< 0.15	< 0.053	< 0.053	< 0.053
trans-1,2-Dichloroethene	20	100	< 0.25	< 0.25	< 0.25	< 0.25	< 0.25	< 0.25	< 0.25	< 0.25	< 0.25	< 0.25	< 0.25	< 0.25	< 0.25	< 0.35	0.17 J	0.16 J	0.17 J
Trichloroethene	0.5	5	< 0.19	< 0.19	< 0.19	< 0.19	< 0.19	***1.3***	***1.2***	***3.5***	***3.5***	***1.7***	***3.2***	***2.9***	***3.4***	***12***	***2.8***	***2.6***	***2.1***
Trichlorofluoromethane	698	3490	< 0.19	< 0.19	< 1.0	< 1.0	< 1.0	< 0.19	< 0.19	< 1.0	< 1.0	< 1.0	< 1.0	< 1.0	< 1.0	< 1.0	< 0.50	< 0.50	< 0.50
Vinyl chloride	0.02	0.2	< 0.1	< 0.1	< 0.10	< 0.10	< 0.10	< 0.1	< 0.1	< 0.10	< 0.10	< 0.10	< 0.10	< 0.10	< 0.10	< 0.20	< 0.16	< 0.16	< 0.16
Xylenes, Total	400	2000	< 0.068	< 0.068	< 0.068	< 0.068	< 0.068	< 0.068	< 0.068	< 0.068	3.0	< 0.068	< 0.068	< 0.068	< 0.068	< 0.22	< 0.058	< 0.058	< 0.058
Total PCBs																			
Aroclor-1016	0.003	0.03	NA	NA	NA	NA	NA	NA	NA	NA	NA	NA	NA	NA	NA	NA	NA	NA	NA
Aroclor-1232	0.003	0.03	NA	NA	NA	NA	NA	NA	NA	NA	NA	NA	NA	NA	NA	NA	NA	NA	NA
Aroclor-1242	0.003	0.03	NA	NA	NA	NA	NA	NA	NA	NA	NA	NA	NA	NA	NA	NA	NA	NA	NA
Aroclor-1248	0.003	0.03	NA	NA	NA	NA	NA	NA	NA	NA	NA	NA	NA	NA	NA	NA	NA	NA	NA
Total Detected PCBs	0.003	0.03	NA	NA	NA	NA	NA	NA	NA	NA	NA	NA	NA	NA	NA	NA	NA	NA	NA
Dissolved PCBs																			
Aroclor-1016	0.003	0.03	NA	NA	NA	NA	NA	NA	NA	NA	NA	NA	NA	NA	NA	NA	NA	NA	NA
Aroclor-1232	0.003	0.03	NA	NA	NA	NA	NA	NA	NA	NA	NA	NA	NA	NA	NA	NA	NA	NA	NA
Aroclor-1242	0.003	0.03	NA	NA	NA	NA	NA	NA	NA	NA	NA	NA	NA	NA	NA	NA	NA	NA	NA
Aroclor-1248	0.003	0.03	NA	NA	NA	NA	NA	NA	NA	NA	NA	NA	NA	NA	NA	NA	NA	NA	NA
Total Detected PCBs	0.003	0.03	NA	NA	NA	NA	NA	NA	NA	NA	NA	NA	NA	NA	NA	NA	NA	NA	NA
Solids																			
Total Dissolved Solids (mg/L)	NE	NE	NA	NA	NA	NA	NA	NA	NA	NA	NA	NA	NA	NA	NA	NA	NA	NA	NA
Total Suspended Solids (TSS) (mg/L)	NE	NE	NA	NA	NA	NA	NA	NA	NA	NA	NA	NA	NA	NA	NA	NA	NA	NA	NA

Notes on Page 61.

Table 16: Groundwater Analytical Results Summary
Madison-Kipp Corporation
Madison, Wisconsin

WELL ID			MW-27D	MW-27D	MW-27D[3]	MW-27D	MW-27D	MW-27D	MW-27D	MW-27D	MW-27D	MW-27D	MW-27D2	MW-27D2	MW-27D2	MW-27D2[3]	MW-27D2	MW-27D2	MW-27D2[3]	MW-27D2
SCREEN INTERVAL (feet bgs)	PREVENTIVE	ENFORCEMENT	130 - 140 ft	130 - 140 ft	130 - 140 ft	130 - 140 ft	130 - 140 ft	130 - 140 ft	130 - 140 ft	130 - 140 ft	130 - 140 ft	130 - 140 ft	170 - 180 ft	170 - 180 ft	170 - 180 ft	170 - 180 ft	170 - 180 ft	170 - 180 ft	170 - 180 ft	170 - 180 ft
SAMPLE DATE	ACTION LIMIT	STANDARD	10/11/2016	1/19/2017	1/19/2017	04/11/2017	10/04/2017	04/03/2018	10/10/2018	04/10/2019	10/10/2019	10/14/2020	12/26/2013	04/18/2014	07/09/2014	07/09/2014	10/21/2014	01/29/2015	01/29/2015	04/14/2015
VOCs																				
1,1,1,2-Tetrachloroethane	7	70	< 0.11	< 0.11	< 0.11	< 0.11	< 0.11	< 0.11	< 0.11	< 0.27	< 0.27	< 0.27	< 0.25	< 0.25	< 0.25	< 0.25	< 0.25	< 0.25	< 0.25	< 0.25
1,1,1-Trichloroethane	40	200	< 0.10	< 0.10	< 0.10	< 0.10	< 0.1	< 0.10	< 0.10	< 0.24	< 0.24	< 0.24	< 0.2	< 0.20	< 0.20	< 0.20	< 0.20	< 0.20	< 0.20	< 0.20
1,1,2-Trichloroethane	0.5	5	< 0.10	< 0.10	< 0.10	< 0.10	< 0.1	< 0.10	< 0.10	< 0.55	< 0.55	< 0.55	< 0.28	< 0.28	< 0.28	< 0.28	< 0.28	< 0.28	< 0.28	< 0.28
1,1-Dichloroethene	0.7	7	< 0.14	< 0.14	< 0.14	< 0.14	< 0.14	< 0.14	< 0.14	< 0.24	< 0.24	< 0.24	< 0.31	< 0.31	< 0.31	< 0.31	< 0.31	< 0.31	< 0.31	< 0.31
1,2,4-Trimethylbenzene	96	480	< 0.060	< 0.060	< 0.060	< 0.060	< 0.06	< 0.060	< 0.060 J-	< 0.84	< 0.84	< 0.84	< 0.14	< 0.14	< 0.14	< 0.14	< 0.14	< 0.14	< 0.14	< 0.14
1,2-Dibromoethane	0.005	0.05	< 0.13	< 0.13	< 0.13	< 0.13	< 0.13	< 0.13	< 0.13	< 0.83	< 0.83	< 0.83	< 0.36	< 0.36	< 0.36	< 0.36	< 0.36	< 0.36	< 0.36	< 0.36
1,2-Dichlorobenzene	60	600	< 0.076	< 0.076	< 0.076	< 0.076	< 0.076	< 0.076	< 0.076	< 0.71	< 0.71	< 0.71	< 0.27	< 0.27	< 0.27	< 0.27	< 0.27	< 0.27	< 0.27	< 0.27
1,2-Dichloroethane	0.5	5	< 0.078	< 0.078	< 0.078	< 0.078	< 0.078	< 0.078	< 0.078	< 0.28	< 0.28	< 0.28	< 0.28	< 0.28	< 0.28	< 0.28	< 0.28	< 0.28	< 0.28	< 0.28
1,2-Dichloropropane	0.5	5	< 0.10	< 0.10	< 0.10	< 0.10	< 0.1	< 0.10	< 0.10	< 0.28	< 0.28	< 0.28	< 0.2	< 0.20	< 0.20	< 0.20	< 0.20	< 0.20	< 0.20	< 0.20
1,2,3-Trichlorobenzene	NE	NE	< 0.045	< 0.045	< 0.045	< 0.045	< 0.045	< 0.045	< 0.045	< 0.63	< 0.63	< 2.2	< 0.24	< 0.24	< 0.24	< 0.24	< 0.24	< 0.24	< 0.24	< 0.24
1,2,4-Trichlorobenzene	14	70	< 0.077	< 0.077	< 0.077	< 0.077	< 0.077	< 0.077	< 0.077	< 0.95	< 0.95	< 0.95	< 0.31	< 0.31	< 0.31	< 0.31	< 0.31	< 0.31	< 0.31	< 0.31
1,3,5-Trimethylbenzene	96	480	< 0.075	< 0.075	< 0.075	< 0.075	< 0.075	< 0.075	< 0.075	< 0.87	< 0.87	< 0.87	< 0.18	< 0.18	< 0.18	< 0.18	< 0.18	< 0.18	< 0.18	< 0.18
2-Butanone	800	4000	< 3.0	< 3.0	< 3.0	< 3.0	< 3	< 3.0	< 3.0	< 2.9	< 2.9	< 2.9	NA	NA	NA	NA	NA	NA	NA	NA
2-Hexanone	NE	NE	< 0.95	< 0.95	< 0.95	< 0.95	< 0.95	< 0.95	< 0.95	< 2.5	< 2.5	< 5.2	NA	NA	NA	NA	NA	NA	NA	NA
4-Methyl-2-pentanone	50	500	< 0.77	< 0.77	< 0.77	< 0.77	< 0.77	< 0.77	< 0.77	< 1.5	< 1.5	< 4.6	NA	NA	NA	NA	NA	NA	NA	NA
Acetone	1800	9000	< 3.4	< 3.4	< 3.4	< 3.4	3.7 BJ	< 3.4	< 3.8 U	< 2.7	< 2.7	< 2.7	NA	NA	NA	NA	NA	NA	NA	NA
Benzene	0.5	5	< 0.089	< 0.089	< 0.089	< 0.089	< 0.089	< 0.089	< 0.089	< 0.25	< 0.25	< 0.25	< 0.074	< 0.074	< 0.074	< 0.074	< 0.074	< 0.074	< 0.074	< 0.074
Bromodichloromethane	0.06	0.6	< 0.077	< 0.077	< 0.077	< 0.077	< 0.077	< 0.077	< 0.077	< 0.36	< 0.36	< 0.36	< 0.17	< 0.17	< 0.17	< 0.17	< 0.17	< 0.17	< 0.17	< 0.17
Bromoform	0.44	4.4	< 0.088	< 0.088	< 0.088	< 0.088	< 0.088	< 0.088	< 0.088	< 4.0	< 4.0	< 4.0	< 0.28	< 0.28	< 0.28	< 0.28	< 0.28	< 0.28	< 0.28	< 0.28
Bromomethane	1	10	< 0.59	< 0.59	< 0.59	< 0.59	< 0.59	< 0.59	< 0.59	< 0.97	< 0.97	< 0.97	< 0.31	< 0.31	< 0.31	< 0.31	< 0.31	< 0.31	< 0.31	< 0.31
Carbon disulfide	200	1000	< 0.053	< 0.053	< 0.053	< 0.053	< 0.053	< 0.053	< 0.053	< 0.37	< 0.37	< 0.45	NA	NA	NA	NA	NA	NA	NA	NA
Carbon tetrachloride	0.5	5	< 0.038	< 0.038	< 0.038	< 0.038	< 0.038	< 0.038	< 0.038	< 0.17	< 0.17	< 1.1	< 0.26	< 0.26	< 0.26	< 0.26	< 0.26	< 0.26	< 0.26	< 0.26
Chloroform	0.6	6	< 0.062	< 0.062	< 0.062	< 0.062	< 0.062	< 0.062	< 0.062	< 1.3	< 1.3	< 1.3	< 0.2	< 0.20	< 0.20	< 0.20	< 0.20	< 0.20	< 0.20	< 0.20
Chloromethane	3	30	0.53 BJ	< 0.16	< 0.16	< 0.16	0.4 J+	< 0.16	< 0.57 U	< 2.2	< 2.2	< 2.2	< 0.18	< 0.18	< 0.18	< 0.18	< 0.18	< 0.18	< 0.18	< 0.18
cis-1,2-Dichloroethene	7	70	0.54	0.99 B	1.1 B	1.2	0.89	0.56	0.20 J	1.1	1.1	0.63 J	3.7	***12***	***11***	***11***	***12***	***11***	***11***	***8.2***
Dichlorodifluoromethane	200	1000	< 0.11	< 0.11	< 0.11	< 0.11	< 0.11	< 0.11	< 0.11	< 0.50	< 0.50	< 0.50	< 0.2	< 0.20	< 0.20	< 0.20	< 0.20	< 0.20	< 0.20	< 0.20
Ethylbenzene	140	700	< 0.054	< 0.054	< 0.054	< 0.054	< 0.054	< 0.054	< 0.054	< 0.22	< 0.22	< 0.32	< 0.13	< 0.13	0.33 J	0.36 J	< 0.13	< 0.13	< 0.13	< 0.13
Isopropylbenzene	NE	NE	< 0.081	< 0.081	< 0.081	< 0.081	< 0.081	< 0.081	< 0.081	< 0.39	< 0.39	< 1.7	< 0.14	< 0.14	< 0.14	< 0.14	< 0.14	< 0.14	< 0.14	< 0.14
m,p-Xylene	400	2000	< 0.057	< 0.057	< 0.057	< 0.057	0.06 BJ	0.080 J	< 0.057	< 0.47	< 0.47	< 0.47	NA	NA	NA	NA	NA	NA	NA	NA
Methyl tert-butyl ether	12	60	< 0.14	0.42 J	0.38 J+	0.51	0.39 J	< 0.14	< 0.14	< 1.2	< 1.2	< 1.2	< 0.24	< 0.24	< 0.24	< 0.24	< 0.24	< 0.24	< 0.24	< 0.24
Methylene chloride	0.5	5	< 0.14	0.16 BJ	< 0.14	< 0.14	< 0.14	0.16 J	< 0.36 U	< 0.58	< 0.58	< 0.58	< 0.68	< 0.68	< 0.68	< 0.68	< 0.68	< 0.68	< 0.68	< 0.68
Naphthalene	10	100	< 0.088	< 0.088	< 0.088	< 0.088	< 0.088	< 0.088	< 0.088	< 1.2	< 1.2	< 1.2	< 0.16	< 0.16	< 0.16	< 0.16	< 0.16	< 0.16	< 0.16	< 0.16
n-Butylbenzene	NE	NE	< 0.14	< 0.14	< 0.14	< 0.14	< 0.14	< 0.14	< 0.14	< 0.71	< 0.71	< 0.71	< 0.13	< 0.13	< 0.13	< 0.13	< 0.13	< 0.13	< 0.13	< 0.13
n-Hexane	120	600	< 0.21	< 0.21	< 0.21	< 0.21	< 0.21	< 0.21	< 0.21	< 1.7	< 1.7	< 1.7	NA	NA	NA	NA	NA	NA	NA	NA
n-Propylbenzene	NE	NE	< 0.10	< 0.10	< 0.10	< 0.10	< 0.1	< 0.10	< 0.10	< 0.81	< 0.81	< 0.81	< 0.13	< 0.13	< 0.13	< 0.13	< 0.13	< 0.13	< 0.13	< 0.13
o-Xylene	400	2000	< 0.058	< 0.058	< 0.058	< 0.058	< 0.058	< 0.058	< 0.058	< 0.26	< 0.26	< 0.26	NA	NA	NA	NA	NA	NA	NA	NA
p-Isopropyltoluene	NE	NE	< 0.085	< 0.085	< 0.085	< 0.085	< 0.085	< 0.085	< 0.085	< 0.80	< 0.80	< 0.80	< 0.17	< 0.17	< 0.17	< 0.17	< 0.17	< 0.17	< 0.17	< 0.17
sec-Butylbenzene	NE	NE	< 0.13	< 0.13	< 0.13	< 0.13	< 0.13	< 0.13	< 0.13	< 0.85	< 0.85	< 0.85	< 0.15	< 0.15	< 0.15	< 0.15	< 0.15	< 0.15	< 0.15	< 0.15
Styrene	10	100	< 0.065	< 0.065	< 0.065	< 0.065 J	0.07 BJ	< 0.065	< 0.065 J-	< 0.47	< 0.47	< 3.0	< 0.1	< 0.10	< 0.10	< 0.10	< 0.10	< 0.10	< 0.10	< 0.10
tert-Butylbenzene	NE	NE	< 0.12	< 0.12	< 0.12	< 0.12	< 0.12	< 0.12	< 0.12	< 0.30	< 0.30	< 0.30	< 0.14	< 0.14	< 0.14	< 0.14	< 0.14	< 0.14	< 0.14	< 0.14
Tetrachloroethene	0.5	5	***1.1***	***1.9 B***	***2.3 B***	***2.1 B***	***1.9***	***1.2***	0.27 J	***2.7***	< 0.33	***0.87 J***	***11***	***44***	***36***	***35***	***41***	***38***	***36***	***25***
Toluene	160	800	< 0.053	0.060 BJ	0.11 BJ	< 0.053	0.09 BJ	0.090 J	< 0.053	< 0.17	< 0.17	< 0.27	0.20 J	< 0.11	0.43 J	0.41 J	< 0.11	< 0.11	< 0.11	< 0.11
trans-1,2-Dichloroethene	20	100	< 0.11	< 0.11	< 0.11	0.13 J	0.13 J	0.19 J	< 0.11	< 1.1	< 1.1	< 0.46	< 0.25	< 0.25	< 0.25	< 0.25	< 0.25	< 0.25	< 0.25	< 0.25
Trichloroethene	0.5	5	***1.3***	***1.7 B***	***2.1***	***2.1***	***1.6***	***1.2***	***0.61***	***1.7***	< 0.26	***0.85 J***	***7.2***	***25***	***21***	***20***	***23***	***23***	***23***	***17***
Trichlorofluoromethane	698	3490	< 0.50	< 0.50	< 0.50	< 0.50	< 0.5	< 0.5	< 0.13	< 0.21	< 0.21	< 0.21	< 0.19	< 1.0	< 1.0	< 1.0	< 1.0	< 1.0	< 1.0	< 1.0
Vinyl chloride	0.02	0.2	< 0.16	< 0.16	< 0.16	< 0.16	< 0.16	< 0.16	< 0.16	< 0.17	< 0.17	< 0.17	< 0.1	< 0.10	< 0.10	< 0.10	< 0.10	< 0.10	< 0.10	< 0.10
Xylenes, Total	400	2000	< 0.058	< 0.12	< 0.12	< 0.12	< 0.12	< 0.12	< 0.12	< 1.5	< 1.5	< 1.5	< 0.068	< 0.068	1.6	1.6	< 0.068	< 0.068	< 0.068	< 0.068
Total PCBs																				
Aroclor-1016	0.003	0.03	NA	NA	NA	NA	NA	NA	NA	NA	NA	NA	NA	NA	NA	NA	NA	NA	NA	NA
Aroclor-1232	0.003	0.03	NA	NA	NA	NA	NA	NA	NA	NA	NA	NA	NA	NA	NA	NA	NA	NA	NA	NA
Aroclor-1242	0.003	0.03	NA	NA	NA	NA	NA	NA	NA	NA	NA	NA	NA	NA	NA	NA	NA	NA	NA	NA
Aroclor-1248	0.003	0.03	NA	NA	NA	NA	NA	NA	NA	NA	NA	NA	NA	NA	NA	NA	NA	NA	NA	NA
Total Detected PCBs	0.003	0.03	NA	NA	NA	NA	NA	NA	NA	NA	NA	NA	NA	NA	NA	NA	NA	NA	NA	NA
Dissolved PCBs																				
Aroclor-1016	0.003	0.03	NA	NA	NA	NA	NA	NA	NA	NA	NA	NA	NA	NA	NA	NA	NA	NA	NA	NA
Aroclor-1232	0.003	0.03	NA	NA	NA	NA	NA	NA	NA	NA	NA	NA	NA	NA	NA	NA	NA	NA	NA	NA
Aroclor-1242	0.003	0.03	NA	NA	NA	NA	NA	NA	NA	NA	NA	NA	NA	NA	NA	NA	NA	NA	NA	NA
Aroclor-1248	0.003	0.03	NA	NA	NA	NA	NA	NA	NA	NA	NA	NA	NA	NA	NA	NA	NA	NA	NA	NA
Total Detected PCBs	0.003	0.03	NA	NA	NA	NA	NA	NA	NA	NA	NA		NA	NA	NA	NA	NA	NA	NA	NA
Solids																				
Total Dissolved Solids (mg/L)	NE	NE	NA	NA	NA	NA	NA	NA	NA	NA	NA	NA	NA	NA	NA	NA	NA	NA	NA	NA
Total Suspended Solids (TSS) (mg/L)	NE	NE	NA	NA	NA	NA	NA	NA	NA	NA	NA	NA	NA	NA	NA	NA	NA	NA	NA	NA

Notes on Page 61.

Table 16: Groundwater Analytical Results Summary
Madison-Kipp Corporation
Madison, Wisconsin

WELL ID			MW-27D2	MW-27D2[3]	MW-27D2	MW-27D2	MW-27D2[3]	MW-27D2	MW-27D2	MW-27D2	MW-27D2	MW-28	MW-28	MW-28	MW-28	MW-28	MW-28	MW-28	MW-28	MW-28	MW-28
SCREEN INTERVAL (feet bgs)	PREVENTIVE	ENFORCEMENT	170 - 180 ft	170 - 180 ft	170 - 180 ft	170 - 180 ft	170 - 180 ft	170 - 180 ft	170 - 180 ft	170 - 180 ft	170 - 180 ft	28 - 38 ft	28 - 38 ft	28 - 38 ft	28 - 38 ft	28 - 38 ft	28 - 38 ft	28 - 38 ft	28 - 38 ft	28 - 38 ft	28 - 38 ft
SAMPLE DATE	ACTION LIMIT	STANDARD	07/21/2015	07/21/2015	10/20/2015	10/11/2016	10/11/2016	10/04/2017	10/10/2018	10/10/2019	10/14/2020	03/13/2015	04/09/2015	10/20/2015	10/10/2017	04/06/2018	10/17/2018	04/12/2019	10/16/2019	7/17/2020	10/19/2020
VOCs																					
1,1,1,2-Tetrachloroethane	7	70	< 0.25	< 0.25	< 0.46	< 0.22	< 0.22	< 0.11	< 0.11	< 0.27	< 0.27	NA	NA	NA	NA	NA	< 1.1	NA	0.50 J	NA	< 2.7
1,1,1-Trichloroethane	40	200	< 0.20	< 0.20	< 0.38	< 0.20	< 0.20	< 0.1	< 0.10	< 0.24	< 0.24	NA	NA	NA	NA	NA	< 1.0	NA	< 0.24	NA	< 2.4
1,1,2-Trichloroethane	0.5	5	< 0.28	< 0.28	< 0.35	< 0.20	< 0.20	< 0.1	< 0.10	< 0.55	< 0.55	NA	NA	NA	NA	NA	< 1.0	NA	< 0.55	NA	< 5.5
1,1-Dichloroethene	0.7	7	< 0.31	< 0.31	< 0.39	< 0.28	< 0.28	< 0.14	< 0.14	< 0.24	< 0.24	NA	NA	NA	NA	NA	< 1.4	NA	< 0.24	NA	< 2.4
1,2,4-Trimethylbenzene	96	480	< 0.14	< 0.14	< 0.36	< 0.12	< 0.12	< 0.06	< 0.060 J-	< 0.84	< 0.84	NA	NA	NA	NA	NA	< 0.60	NA	< 0.84	NA	< 8.4
1,2-Dibromoethane	0.005	0.05	< 0.36	< 0.36	< 0.39	< 0.26	< 0.26	< 0.13	< 0.13	< 0.83	< 0.83	NA	NA	NA	NA	NA	< 1.3	NA	< 0.83	NA	< 8.3
1,2-Dichlorobenzene	60	600	< 0.27	< 0.27	< 0.33	< 0.15	< 0.15	< 0.076	< 0.076	< 0.71	< 0.71	NA	NA	NA	NA	NA	< 0.76	NA	< 0.71	NA	< 7.1
1,2-Dichloroethane	0.5	5	< 0.28	< 0.28	< 0.39	< 0.16	< 0.16	< 0.078	< 0.078	< 0.28	< 0.28	NA	NA	NA	NA	NA	< 0.78	NA	< 0.28	NA	< 2.8
1,2-Dichloropropane	0.5	5	< 0.20	< 0.20	< 0.43	< 0.20	< 0.20	< 0.1	< 0.10	< 0.28	< 0.28	NA	NA	NA	NA	NA	< 1.0	NA	< 0.28	NA	< 2.8
1,2,3-Trichlorobenzene	NE	NE	< 0.24	< 0.24	< 0.46	< 0.090	< 0.090	< 0.045	< 0.045	< 0.63	< 2.2	NA	NA	NA	NA	NA	< 0.45	NA	< 0.63	NA	< 22.1
1,2,4-Trichlorobenzene	14	70	< 0.31	< 0.31	< 0.34	< 0.15	< 0.15	< 0.077	< 0.077	< 0.95	< 0.95	NA	NA	NA	NA	NA	< 0.77	NA	< 0.95	NA	< 9.5
1,3,5-Trimethylbenzene	96	480	< 0.18	< 0.18	< 0.25	< 0.15	< 0.15	< 0.075	< 0.075 J-	< 0.87	< 0.87	NA	NA	NA	NA	NA	< 0.75	NA	< 0.87	NA	< 8.7
2-Butanone	800	4000	NA	NA	NA	< 6.0	< 6.0	< 3	< 3.0	< 2.9	< 2.9	NA	NA	NA	NA	NA	< 30	NA	< 2.9	NA	< 29.4
2-Hexanone	NE	NE	NA	NA	NA	< 1.9	< 1.9	< 0.95	< 0.95	< 2.5	< 5.2	NA	NA	NA	NA	NA	< 9.5	NA	< 2.5	NA	< 52.1
4-Methyl-2-pentanone	50	500	NA	NA	NA	< 1.5	< 1.5	< 0.77	< 0.77	< 1.5	< 4.6	NA	NA	NA	NA	NA	< 7.7	NA	< 1.5	NA	< 46.4
Acetone	1800	9000	NA	NA	NA	< 6.8	< 6.8	3.5 J	< 3.4	< 2.7	< 2.7	NA	NA	NA	NA	NA	< 34	NA	< 2.7	NA	< 27.4
Benzene	0.5	5	< 0.074	< 0.074	< 0.15	< 0.18	< 0.18	< 0.089	< 0.089	< 0.25	< 0.25	NA	NA	NA	NA	NA	< 0.89	NA	< 0.25	NA	< 2.5
Bromodichloromethane	0.06	0.6	< 0.17	< 0.17	< 0.37	< 0.15	< 0.15	< 0.077	< 0.077	< 0.36	< 0.36	NA	NA	NA	NA	NA	< 0.77	NA	< 0.36	NA	< 3.6
Bromoform	0.44	4.4	< 0.28	< 0.28	< 0.48	< 0.18	< 0.18	< 0.088	< 0.088	< 4.0	< 4.0	NA	NA	NA	NA	NA	< 0.88	NA	< 4.0	NA	< 39.7
Bromomethane	1	10	< 0.31	< 0.31	< 0.80	< 1.2	< 1.2	< 0.59	< 0.59	< 0.97	< 0.97	NA	NA	NA	NA	NA	< 5.9	NA	< 0.97	NA	< 9.7
Carbon disulfide	200	1000	NA	NA	NA	< 0.11	< 0.11	< 0.053	< 0.053	< 0.37	< 0.45	NA	NA	NA	NA	NA	< 0.53	NA	< 0.37	NA	< 4.5
Carbon tetrachloride	0.5	5	< 0.26	< 0.26	< 0.38	< 0.076	< 0.076	< 0.038	< 0.038	< 0.17	< 1.1	NA	NA	NA	NA	NA	< 0.38	NA	< 0.17	NA	< 10.8
Chloroform	0.6	6	< 0.20	< 0.20	< 0.37	< 0.12	< 0.12	< 0.062	< 0.062	< 1.3	< 1.3	NA	NA	NA	NA	NA	< 0.62	NA	< 1.3	NA	< 12.7
Chloromethane	3	30	< 0.18	< 0.18	< 0.32	0.90 BJ	1.0 J	0.46 J	< 0.16	< 2.2	< 2.2	NA	NA	NA	NA	NA	< 3.0 U	NA	< 2.2	NA	< 21.9
cis-1,2-Dichloroethene	7	70	6.1	6.1	1.8	***21***	***23***	***9.4***	***13***	***12.7***	***7.1***	NA	NA	NA	NA	NA	< 1.1	NA	< 0.27	NA	< 2.7
Dichlorodifluoromethane	200	1000	< 0.20	< 0.20	< 0.54	< 0.22	< 0.22	< 0.11	< 0.11	< 0.50	< 0.50	NA	NA	NA	NA	NA	< 1.1	NA	< 0.50	NA	< 5.0
Ethylbenzene	140	700	< 0.13	< 0.13	< 0.18	< 0.11	< 0.11	< 0.054	< 0.054	< 0.22	< 0.32	NA	NA	NA	NA	NA	< 0.54	NA	< 0.22	NA	< 3.2
Isopropylbenzene	NE	NE	< 0.14	< 0.14	< 0.39	< 0.16	< 0.16	< 0.081	< 0.081	< 0.39	< 1.7	NA	NA	NA	NA	NA	< 0.81	NA	< 0.39	NA	< 16.9
m,p-Xylene	400	2000	NA	NA	NA	< 0.11	< 0.11	< 0.057	< 0.057	< 0.47	< 0.47	NA	NA	NA	NA	NA	< 0.57	NA	< 0.47	NA	< 4.7
Methyl tert-butyl ether	12	60	< 0.24	< 0.24	0.83 J	< 0.28	< 0.28	< 0.14	< 0.14	< 1.2	< 1.2	NA	NA	NA	NA	NA	< 1.4	NA	< 1.2	NA	< 12.5
Methylene chloride	0.5	5	< 0.68	< 0.68	< 1.6	< 0.28	< 0.28	< 0.14	< 0.33 U	< 0.58	< 0.58	NA	NA	NA	NA	NA	< 1.4	NA	< 0.58	NA	< 5.8
Naphthalene	10	100	< 0.16	< 0.16	< 0.34	< 0.18	< 0.18	< 0.088	< 0.088	< 1.2	< 1.2	NA	NA	NA	NA	NA	< 0.88	NA	< 1.2	NA	< 11.8
n-Butylbenzene	NE	NE	< 0.13	< 0.13	< 0.39	< 0.28	< 0.28	< 0.14	< 0.14	< 0.71	< 0.71	NA	NA	NA	NA	NA	< 1.4	NA	< 0.71	NA	< 7.1
n-Hexane	120	600	NA	NA	NA	< 0.42	< 0.42	< 0.21	< 0.21	< 1.7	< 1.7	NA	NA	NA	NA	NA	< 2.1	NA	< 1.7	NA	< 17.1
n-Propylbenzene	NE	NE	< 0.13	< 0.13	< 0.41	< 0.20	< 0.20	< 0.1	< 0.10	< 0.81	< 0.81	NA	NA	NA	NA	NA	< 1.0	NA	< 0.81	NA	< 8.1
o-Xylene	400	2000	NA	NA	NA	< 0.12	< 0.12	< 0.058	< 0.058	< 0.26	< 0.26	NA	NA	NA	NA	NA	< 0.58	NA	< 0.26	NA	< 2.6
p-Isopropyltoluene	NE	NE	< 0.17	< 0.17	< 0.36	< 0.17	< 0.17	< 0.085	< 0.085	< 0.80	< 0.80	NA	NA	NA	NA	NA	< 0.85	NA	< 0.80	NA	< 8.0
sec-Butylbenzene	NE	NE	< 0.15	< 0.15	< 0.40	< 0.26	< 0.26	< 0.13	< 0.13	< 0.85	< 0.85	NA	NA	NA	NA	NA	< 1.3	NA	< 0.85	NA	< 8.5
Styrene	10	100	< 0.10	< 0.10	< 0.39	< 0.13	< 0.13	< 0.065	< 0.065 J-	< 0.47	< 3.0	NA	NA	NA	NA	NA	< 0.65	NA	< 0.47	NA	< 30.1
tert-Butylbenzene	NE	NE	< 0.14	< 0.14	< 0.40	< 0.24	< 0.24	< 0.12	< 0.12	< 0.30	< 0.30	NA	NA	NA	NA	NA	< 1.2	NA	< 0.30	NA	< 3.0
Tetrachloroethene	0.5	5	***17***	***17***	***3.1***	***67***	***63***	***24***	***26 J-***	***28.7***	***16.9***	NA	NA	NA	NA	NA	***420***	NA	***1140***	NA	***827***
Toluene	160	800	< 0.11	< 0.11	< 0.15	< 0.11	0.18 J	0.08 J	0.060 J	< 0.17	< 0.27	NA	NA	NA	NA	NA	< 0.53	NA	< 0.17	NA	< 2.7
trans-1,2-Dichloroethene	20	100	< 0.25	< 0.25	< 0.35	0.64 J	0.66 J	0.33 J	0.29 J	< 1.1	< 0.46	NA	NA	NA	NA	NA	< 1.1	NA	< 1.1	NA	< 4.6
Trichloroethene	0.5	5	***15***	***16***	***2.5***	***45***	***45***	***18***	***22 J-***	***23.6***	***18.7***	NA	NA	NA	NA	NA	< 0.62	NA	***2.9***	NA	< 2.6
Trichlorofluoromethane	698	3490	< 1.0	< 1.0	< 1.0	< 1.0	< 1.0	< 0.5	< 0.13	< 0.21	< 0.21	NA	NA	NA	NA	NA	< 1.3	NA	< 0.21	NA	< 2.1
Vinyl chloride	0.02	0.2	< 0.10	< 0.10	< 0.20	< 0.32	< 0.32	< 0.16	< 0.16	< 0.17	< 0.17	NA	NA	NA	NA	NA	< 1.6	NA	< 0.17	NA	< 1.7
Xylenes, Total	400	2000	< 0.068	< 0.068	< 0.22	< 0.12	< 0.12	< 0.12	< 0.12	< 1.5	< 1.5	NA	NA	NA	NA	NA	< 1.2	NA	< 1.5	NA	< 15.0
Total PCBs																					
Aroclor-1016	0.003	0.03	NA	NA	NA	NA	NA	NA	NA	NA	NA	NA	NA	NA	< 0.035	< 0.035	< 0.0072	< 0.0072	< 0.0072	< 0.0072 J-	< 0.0072
Aroclor-1232	0.003	0.03	NA	NA	NA	NA	NA	NA	NA	NA	NA	NA	NA	NA	< 0.037	< 0.037	< 0.0042	< 0.0042	< 0.0042	< 0.0042 J-	< 0.0042
Aroclor-1242	0.003	0.03	NA	NA	NA	NA	NA	NA	NA	NA	NA	NA	NA	NA	< 0.038	< 0.038	< 0.013	< 0.013	< 0.013	< 0.013 J-	< 0.013
Aroclor-1248	0.003	0.03	NA	NA	NA	NA	NA	NA	NA	NA	NA	NA	NA	NA	< 0.02	< 0.020	< 0.011	< 0.011	< 0.011	< 0.011 J-	< 0.011
Total Detected PCBs	0.003	0.03	NA	NA	NA	NA	NA	NA	NA	NA	NA	NA	NA	NA	ND	ND	ND	ND	ND	ND	ND
Dissolved PCBs																					
Aroclor-1016	0.003	0.03	NA	NA	NA	NA	NA	NA	NA	NA	NA	< 0.068	< 0.064	< 0.062	NA	NA	NA	NA	NA	NA	NA
Aroclor-1232	0.003	0.03	NA	NA	NA	NA	NA	NA	NA	NA	NA	< 0.20	< 0.19	< 0.19	NA	NA	NA	NA	NA	NA	NA
Aroclor-1242	0.003	0.03	NA	NA	NA	NA	NA	NA	NA	NA	NA	< 0.20	< 0.19	< 0.19	NA	NA	NA	NA	NA	NA	NA
Aroclor-1248	0.003	0.03	NA	NA	NA	NA	NA	NA	NA	NA	NA	< 0.20	< 0.19	< 0.19	NA	NA	NA	NA	NA	NA	NA
Total Detected PCBs	0.003	0.03	NA	NA	NA	NA	NA	NA	NA	NA		ND	ND	ND	NA	NA	NA	NA	NA	NA	
Solids																					
Total Dissolved Solids (mg/L)	NE	NE	NA	NA	NA	NA	NA	NA	NA	NA	NA	NA	NA	NA	1530	1370	1570	1310	1180	1230	1230
Total Suspended Solids (TSS) (mg/L)	NE	NE	NA	NA	NA	NA	NA	NA	NA	NA	NA	NA	NA	NA	< 0.95	< 0.95	< 1.4	1.4 J	< 0.95	1.8 J	4.4

Notes on Page 61.

Table 16: Groundwater Analytical Results Summary
Madison-Kipp Corporation
Madison, Wisconsin

WELL ID			MW-29S	MW-29S	MW-29S	MW-29S	MW-29S[3]	MW-29S	MW-29S	MW-29D	MW-29D	MW-29D	MW-29D	MW-29D	MW-29D
SCREEN INTERVAL (feet bgs)	PREVENTIVE	ENFORCEMENT	24 - 34 ft	24 - 34 ft	24 - 34 ft	24.6 - 34.4 ft	24.6 - 34.4 ft	24.6 - 34.4 ft	24.6 - 34.4 ft	45 - 50 ft	45 - 50 ft	45.2 - 50.2 ft	45.2 - 50.2 ft	45.2 - 50.2 ft	45.2 - 50.2 ft
SAMPLE DATE	ACTION LIMIT	STANDARD	04/05/2018	10/16/2018	4/12/2019	10/15/2019	10/15/2019	7/20/2020	10/15/2020	04/05/2018	10/16/2018	04/12/2019	10/15/2019	7/20/2020	10/15/2020
VOCs															
1,1,1,2-Tetrachloroethane	7	70	NA	NA	NA	NA	NA	NA	NA	NA	NA	NA	NA	NA	NA
1,1,1-Trichloroethane	40	200	NA	NA	NA	NA	NA	NA	NA	NA	NA	NA	NA	NA	NA
1,1,2-Trichloroethane	0.5	5	NA	NA	NA	NA	NA	NA	NA	NA	NA	NA	NA	NA	NA
1,1-Dichloroethene	0.7	7	NA	NA	NA	NA	NA	NA	NA	NA	NA	NA	NA	NA	NA
1,2,4-Trimethylbenzene	96	480	NA	NA	NA	NA	NA	NA	NA	NA	NA	NA	NA	NA	NA
1,2-Dibromoethane	0.005	0.05	NA	NA	NA	NA	NA	NA	NA	NA	NA	NA	NA	NA	NA
1,2-Dichlorobenzene	60	600	NA	NA	NA	NA	NA	NA	NA	NA	NA	NA	NA	NA	NA
1,2-Dichloroethane	0.5	5	NA	NA	NA	NA	NA	NA	NA	NA	NA	NA	NA	NA	NA
1,2-Dichloropropane	0.5	5	NA	NA	NA	NA	NA	NA	NA	NA	NA	NA	NA	NA	NA
1,2,3-Trichlorobenzene	NE	NE	NA	NA	NA	NA	NA	NA	NA	NA	NA	NA	NA	NA	NA
1,2,4-Trichlorobenzene	14	70	NA	NA	NA	NA	NA	NA	NA	NA	NA	NA	NA	NA	NA
1,3,5-Trimethylbenzene	96	480	NA	NA	NA	NA	NA	NA	NA	NA	NA	NA	NA	NA	NA
2-Butanone	800	4000	NA	NA	NA	NA	NA	NA	NA	NA	NA	NA	NA	NA	NA
2-Hexanone	NE	NE	NA	NA	NA	NA	NA	NA	NA	NA	NA	NA	NA	NA	NA
4-Methyl-2-pentanone	50	500	NA	NA	NA	NA	NA	NA	NA	NA	NA	NA	NA	NA	NA
Acetone	1800	9000	NA	NA	NA	NA	NA	NA	NA	NA	NA	NA	NA	NA	NA
Benzene	0.5	5	NA	NA	NA	NA	NA	NA	NA	NA	NA	NA	NA	NA	NA
Bromodichloromethane	0.06	0.6	NA	NA	NA	NA	NA	NA	NA	NA	NA	NA	NA	NA	NA
Bromoform	0.44	4.4	NA	NA	NA	NA	NA	NA	NA	NA	NA	NA	NA	NA	NA
Bromomethane	1	10	NA	NA	NA	NA	NA	NA	NA	NA	NA	NA	NA	NA	NA
Carbon disulfide	200	1000	NA	NA	NA	NA	NA	NA	NA	NA	NA	NA	NA	NA	NA
Carbon tetrachloride	0.5	5	NA	NA	NA	NA	NA	NA	NA	NA	NA	NA	NA	NA	NA
Chloroform	0.6	6	NA	NA	NA	NA	NA	NA	NA	NA	NA	NA	NA	NA	NA
Chloromethane	3	30	NA	NA	NA	NA	NA	NA	NA	NA	NA	NA	NA	NA	NA
cis-1,2-Dichloroethene	7	70	NA	NA	NA	NA	NA	NA	NA	NA	NA	NA	NA	NA	NA
Dichlorodifluoromethane	200	1000	NA	NA	NA	NA	NA	NA	NA	NA	NA	NA	NA	NA	NA
Ethylbenzene	140	700	NA	NA	NA	NA	NA	NA	NA	NA	NA	NA	NA	NA	NA
Isopropylbenzene	NE	NE	NA	NA	NA	NA	NA	NA	NA	NA	NA	NA	NA	NA	NA
m,p-Xylene	400	2000	NA	NA	NA	NA	NA	NA	NA	NA	NA	NA	NA	NA	NA
Methyl tert-butyl ether	12	60	NA	NA	NA	NA	NA	NA	NA	NA	NA	NA	NA	NA	NA
Methylene chloride	0.5	5	NA	NA	NA	NA	NA	NA	NA	NA	NA	NA	NA	NA	NA
Naphthalene	10	100	NA	NA	NA	NA	NA	NA	NA	NA	NA	NA	NA	NA	NA
n-Butylbenzene	NE	NE	NA	NA	NA	NA	NA	NA	NA	NA	NA	NA	NA	NA	NA
n-Hexane	120	600	NA	NA	NA	NA	NA	NA	NA	NA	NA	NA	NA	NA	NA
n-Propylbenzene	NE	NE	NA	NA	NA	NA	NA	NA	NA	NA	NA	NA	NA	NA	NA
o-Xylene	400	2000	NA	NA	NA	NA	NA	NA	NA	NA	NA	NA	NA	NA	NA
p-Isopropyltoluene	NE	NE	NA	NA	NA	NA	NA	NA	NA	NA	NA	NA	NA	NA	NA
sec-Butylbenzene	NE	NE	NA	NA	NA	NA	NA	NA	NA	NA	NA	NA	NA	NA	NA
Styrene	10	100	NA	NA	NA	NA	NA	NA	NA	NA	NA	NA	NA	NA	NA
tert-Butylbenzene	NE	NE	NA	NA	NA	NA	NA	NA	NA	NA	NA	NA	NA	NA	NA
Tetrachloroethene	0.5	5	NA	NA	NA	NA	NA	NA	NA	NA	NA	NA	NA	NA	NA
Toluene	160	800	NA	NA	NA	NA	NA	NA	NA	NA	NA	NA	NA	NA	NA
trans-1,2-Dichloroethene	20	100	NA	NA	NA	NA	NA	NA	NA	NA	NA	NA	NA	NA	NA
Trichloroethene	0.5	5	NA	NA	NA	NA	NA	NA	NA	NA	NA	NA	NA	NA	NA
Trichlorofluoromethane	698	3490	NA	NA	NA	NA	NA	NA	NA	NA	NA	NA	NA	NA	NA
Vinyl chloride	0.02	0.2	NA	NA	NA	NA	NA	NA	NA	NA	NA	NA	NA	NA	NA
Xylenes, Total	400	2000	NA	NA	NA	NA	NA	NA	NA	NA	NA	NA	NA	NA	NA
Total PCBs															
Aroclor-1016	0.003	0.03	< 0.035	< 0.0072	< 0.0072	< 0.0072	< 0.0072	< 0.0072 J-	< 0.0072	< 0.035	< 0.0072	< 0.0072	< 0.0072	< 0.0072 J-	< 0.0072
Aroclor-1232	0.003	0.03	< 0.037	< 0.0042	< 0.0042	< 0.0042	< 0.0042	< 0.0042 J-	< 0.0042	< 0.037	< 0.0042	< 0.0042	< 0.0042	< 0.0042 J-	< 0.0042
Aroclor-1242	0.003	0.03	< 0.038	< 0.013	< 0.013	< 0.013	< 0.013	< 0.013 J-	< 0.013	< 0.038	< 0.013	< 0.013	< 0.013	< 0.013 J-	< 0.013
Aroclor-1248	0.003	0.03	< 0.020	< 0.011	< 0.011	< 0.011	< 0.011	< 0.011 J-	< 0.011	< 0.020	< 0.011	< 0.011	< 0.011	< 0.011 J-	< 0.011
Total Detected PCBs	0.003	0.03	ND	ND	ND	ND	ND	ND	ND	ND	ND	ND	ND	ND	ND
Dissolved PCBs															
Aroclor-1016	0.003	0.03	NA	NA	NA	NA	NA	NA	NA	NA	NA	NA	NA	NA	NA
Aroclor-1232	0.003	0.03	NA	NA	NA	NA	NA	NA	NA	NA	NA	NA	NA	NA	NA
Aroclor-1242	0.003	0.03	NA	NA	NA	NA	NA	NA	NA	NA	NA	NA	NA	NA	NA
Aroclor-1248	0.003	0.03	NA	NA	NA	NA	NA	NA	NA	NA	NA	NA	NA	NA	NA
Total Detected PCBs	0.003	0.03	NA	NA	NA	NA	NA	NA	NA	NA	NA	NA	NA	NA	NA
Solids															
Total Dissolved Solids (mg/L)	NE	NE	618	740	762	720	672	734	706	976	746	780	626	776	824
Total Suspended Solids (TSS) (mg/L)	NE	NE	< 0.95	< 0.95	< 0.95	< 0.95	< 0.95	1.2 J	2.2	2.0	< 1.4	< 0.95	< 0.95	2.6	1.6 J

Notes on Page 61.

Table 16: Groundwater Analytical Results Summary
Madison-Kipp Corporation
Madison, Wisconsin

Footnotes:
1 - Indicates that the sample was quenched prior to analysis.
2 - Indicates that the sample was not quenched prior to analysis.
3 - Indicates the result of a field duplicate.

Updated By: P. Popp 12/02/2020
Checked By: L. Auner 12/03/2020

General Notes:
All concentrations noted in this table are reported in micrograms per liter (µg/L) unless otherwise noted.
Analytes shown in the table are from VOC and PCB analyte lists. Only analytes that were detected in at least one sample are shown in the table. A complete list of constituents analyzed are included in the laboratory analytical reports.

100 = NR 140 Wis. Adm. Code Preventive Action Limit Exceedance
100 = NR 140 Wis. Adm. Code Enforcement Standard Exceedance
< = Constituent not detected above noted laboratory method detection limit.
* = Data is suspect and not used in evaluation. (Note from historical data through 2015, provided by Arcadis)
B = Compound was found in the blank and sample.
bgs = Below Ground Surface.
cn = Laboratory Contaminant.
E = Estimated concentration, exceeds instrumental calibration range.
ID = Identification.
J = Estimated concentration above the adjusted method detection limit and below the reporting limit or because of non-compliant laboratory quality check.
J- = Results may be biased low because of non-compliant laboratory quality check.
J+ = Results may be biased high because of non-compliant laboratory quality check.
U = Results determined to be non-detect at the concentration limit because of blank contamination.
NA = Not Analyzed.
ND = Not Detected.
NE = Not Established.
PCBs = Polychlorinated biphenyls.
VOCs = Volatile Organic Compounds.

Pace Analytical®
ENVIRONMENTAL SCIENCES
MOBILE LAB SERVICES

2525 Advance Road
Madison, WI 53718
608.221.8700 Phone
608.221.4889 Fax

August 07, 2020

Andrew Stehn
TRC Environmental Corporation, Inc.
708 Heartland Trail, Ste 3000
Madison, WI 53717

RE: Madison Kipp Corporation - Madison, WI

Enclosed are the analytical results for the samples received by the laboratory on 07/17/2020.

The results in this report apply to the samples analyzed in accordance with the chain of custody document. These results are in compliance with the 2009 NELAC Standards and the appropriate agencies listed below, unless otherwise noted in the case narrative. This analytical report should be reproduced in its entirety.

If you have any questions concerning this report, please feel free to contact me.

Sincerely,

Jessica Esser
Project Manager

Certification List			Expires
DODELAP	DOD ELAP Accreditation (A2LA)	3269.01	03/31/2021
ILEPA	Illinois Secondary NELAP Accreditation	004366	04/30/2021
KDHE	Kansas Secondary NELAP Accreditation	E-10384	04/30/2021
LELAP	Louisiana Primary NELAP Accreditation	04165	06/30/2021
NJDEP	New Jersey Secondary NELAP Accreditation	WI004	06/30/2021
TCEQ	Texas Secondary NELAP Accreditation	T104704504-16-7	11/30/2020
WDNR	Wisconsin Certification under NR 149	113289110	08/31/2020

Pace Analytical®
ENVIRONMENTAL SCIENCES
MOBILE LAB SERVICES

2525 Advance Road
Madison, WI 53718
608.221.8700 Phone
608.221.4889 Fax

TRC Environmental Corporation, Inc.	Project: Madison Kipp Corporation - Madison, WI
708 Heartland Trail, Ste 3000	Project Number: 372148
Madison WI, 53717	Project Manager: Andrew Stehn

ANALYTICAL REPORT FOR SAMPLES

Sample ID	Laboratory ID	Matrix	Date Sampled	Date Received
MW-3D	A202914-01	Water	07/17/2020	07/17/2020
MW-5S	A202914-02	Water	07/17/2020	07/17/2020
MW-6S	A202914-03	Water	07/16/2020	07/17/2020
MW-11S	A202914-04	Water	07/16/2020	07/17/2020
MW-24	A202914-05	Water	07/16/2020	07/17/2020
MW-28	A202914-06	Water	07/17/2020	07/17/2020

CASE NARRATIVE

Sample Receipt Information:
6 samples were received on 07/17/2020. Samples were received in acceptable condition with the exceptions noted below.

One container for sample A202914-05 had a discrepancy between the collection time on the chain of custody (COC) and the collection time on the container. The COC collection time is correct.

TSS/TDS analysis was subcontracted to Pace Analytical in Green Bay, WI. Please see their appended report for quality control results.

Please see the COC document at the end of this report for additional information.

Sample Preparation:
Samples were re-extracted and re-analyzed for the 8082 analysis due to surrogate failures. The re-analysis confirmed the original low surrogate values. The re-analyzed results are presented in this report.

Matrix Spike / Matrix Spike Duplicates (MS/MSDs):
Additional MS/MSD volume was not available for the re-extraction. Samples were re-extracted with a laboratory control sample duplicate in place of the MS/MSD. The original MS/MSD analysis is also included in this report.

Pace Analytical®
ENVIRONMENTAL SCIENCES
MOBILE LAB SERVICES

2525 Advance Road
Madison, WI 53718
608.221.8700 Phone
608.221.4889 Fax

TRC Environmental Corporation, Inc.	Project: Madison Kipp Corporation - Madison, WI
708 Heartland Trail, Ste 3000	Project Number: 372148
Madison WI, 53717	Project Manager: Andrew Stehn

MW-3D

A202914-01 (Water)

Date Sampled
07/17/2020 12:04

Pace Analytical - Madison

Polychlorinated Biphenyls by EPA Method 8082 — **Preparation Batch:A008131**

Analyte	Result	Limit of Detection	Limit of Quantitation	Units	Dilution	Prepared	Analyzed	Method	Qualifiers
PCB-1016	ND	0.0072	0.13	ug/L	1	08/04/2020	08/04/2020 22:16	EPA 8082A	
PCB-1221	ND	0.026	0.25	ug/L	1	08/04/2020	08/04/2020 22:16	EPA 8082A	
PCB-1232	ND	0.0042	0.13	ug/L	1	08/04/2020	08/04/2020 22:16	EPA 8082A	
PCB-1242	ND	0.013	0.13	ug/L	1	08/04/2020	08/04/2020 22:16	EPA 8082A	
PCB-1248	ND	0.011	0.13	ug/L	1	08/04/2020	08/04/2020 22:16	EPA 8082A	
PCB-1254	ND	0.010	0.13	ug/L	1	08/04/2020	08/04/2020 22:16	EPA 8082A	
PCB-1260	ND	0.012	0.13	ug/L	1	08/04/2020	08/04/2020 22:16	EPA 8082A	
Total PCBs	ND	0.026	0.25	ug/L	1	08/04/2020	08/04/2020 22:16	EPA 8082A	
Surrogate: Tetrachloro-meta-xylene			*51.4 %*	*64.9-137*		*08/04/2020*	*08/04/2020 22:16*	*EPA 8082A*	*S*
Surrogate: Decachlorobiphenyl			*40.6 %*	*67.4-146*		*08/04/2020*	*08/04/2020 22:16*	*EPA 8082A*	*S*

Pace Analytical-Green Bay, WI

SM 2540C — **Preparation Batch:WET 39469**

Analyte	Result	Limit of Detection	Limit of Quantitation	Units	Dilution	Prepared	Analyzed	Method	Qualifiers
Total Dissolved Solids	**760**	8.7	20.0	mg/L	1	07/21/2020	07/21/2020 15:53	SM 2540C	

SM 2540D — **Preparation Batch:WET 39474**

Analyte	Result	Limit of Detection	Limit of Quantitation	Units	Dilution	Prepared	Analyzed	Method	Qualifiers
Total Suspended Solids	**3.0**	0.95	2.0	mg/L	1	07/22/2020	07/22/2020 07:27	SM 2540D	

Pace Analytical®
ENVIRONMENTAL SCIENCES
MOBILE LAB SERVICES

2525 Advance Road
Madison, WI 53718
608.221.8700 Phone
608.221.4889 Fax

TRC Environmental Corporation, Inc.
708 Heartland Trail, Ste 3000
Madison WI, 53717

Project: Madison Kipp Corporation - Madison, WI
Project Number: 372148
Project Manager: Andrew Stehn

MW-5S

A202914-02 (Water)

Date Sampled
07/17/2020 09:05

Pace Analytical - Madison

Polychlorinated Biphenyls by EPA Method 8082 — **Preparation Batch:A008131**

Analyte	Result	Limit of Detection	Limit of Quantitation	Units	Dilution	Prepared	Analyzed	Method	Qualifiers
PCB-1016	ND	0.0072	0.13	ug/L	1	08/04/2020	08/04/2020 22:41	EPA 8082A	
PCB-1221	ND	0.026	0.25	ug/L	1	08/04/2020	08/04/2020 22:41	EPA 8082A	
PCB-1232	ND	0.0042	0.13	ug/L	1	08/04/2020	08/04/2020 22:41	EPA 8082A	
PCB-1242	ND	0.013	0.13	ug/L	1	08/04/2020	08/04/2020 22:41	EPA 8082A	
PCB-1248	ND	0.011	0.13	ug/L	1	08/04/2020	08/04/2020 22:41	EPA 8082A	
PCB-1254	ND	0.010	0.13	ug/L	1	08/04/2020	08/04/2020 22:41	EPA 8082A	
PCB-1260	ND	0.012	0.13	ug/L	1	08/04/2020	08/04/2020 22:41	EPA 8082A	
Total PCBs	ND	0.026	0.25	ug/L	1	08/04/2020	08/04/2020 22:41	EPA 8082A	
Surrogate: Tetrachloro-meta-xylene			*62.0 %*	*64.9-137*		*08/04/2020*	*08/04/2020 22:41*	*EPA 8082A*	*S*
Surrogate: Decachlorobiphenyl			*55.7 %*	*67.4-146*		*08/04/2020*	*08/04/2020 22:41*	*EPA 8082A*	*S*

Pace Analytical-Green Bay, WI

SM 2540C — **Preparation Batch:WET 39469**

Analyte	Result	Limit of Detection	Limit of Quantitation	Units	Dilution	Prepared	Analyzed	Method	Qualifiers
Total Dissolved Solids	**1170**	8.7	20.0	mg/L	1	07/21/2020	07/21/2020 15:54	SM 2540C	

SM 2540D — **Preparation Batch:WET 39474**

Analyte	Result	Limit of Detection	Limit of Quantitation	Units	Dilution	Prepared	Analyzed	Method	Qualifiers
Total Suspended Solids	**1.0**	0.95	2.0	mg/L	1	07/22/2020	07/22/2020 07:27	SM 2540D	J

Pace Analytical®
ENVIRONMENTAL SCIENCES
MOBILE LAB SERVICES

2525 Advance Road
Madison, WI 53718
608.221.8700 Phone
608.221.4889 Fax

TRC Environmental Corporation, Inc.
708 Heartland Trail, Ste 3000
Madison WI, 53717

Project: Madison Kipp Corporation - Madison, WI
Project Number: 372148
Project Manager: Andrew Stehn

MW-6S

A202914-03 (Water)

Date Sampled
07/16/2020 14:27

Pace Analytical - Madison

Polychlorinated Biphenyls by EPA Method 8082 — **Preparation Batch:A008131**

Analyte	Result	Limit of Detection	Limit of Quantitation	Units	Dilution	Prepared	Analyzed	Method	Qualifiers
PCB-1016	ND	0.0072	0.13	ug/L	1	08/04/2020	08/04/2020 23:06	EPA 8082A	
PCB-1221	ND	0.026	0.25	ug/L	1	08/04/2020	08/04/2020 23:06	EPA 8082A	
PCB-1232	ND	0.0042	0.13	ug/L	1	08/04/2020	08/04/2020 23:06	EPA 8082A	
PCB-1242	ND	0.013	0.13	ug/L	1	08/04/2020	08/04/2020 23:06	EPA 8082A	
PCB-1248	ND	0.011	0.13	ug/L	1	08/04/2020	08/04/2020 23:06	EPA 8082A	
PCB-1254	ND	0.010	0.13	ug/L	1	08/04/2020	08/04/2020 23:06	EPA 8082A	
PCB-1260	ND	0.012	0.13	ug/L	1	08/04/2020	08/04/2020 23:06	EPA 8082A	
Total PCBs	ND	0.026	0.25	ug/L	1	08/04/2020	08/04/2020 23:06	EPA 8082A	
Surrogate: Tetrachloro-meta-xylene			*49.3 %*	*64.9-137*		*08/04/2020*	*08/04/2020 23:06*	*EPA 8082A*	*S*
Surrogate: Decachlorobiphenyl			*39.1 %*	*67.4-146*		*08/04/2020*	*08/04/2020 23:06*	*EPA 8082A*	*S*

Pace Analytical-Green Bay, WI

SM 2540C — **Preparation Batch:WET 39469**

Analyte	Result	Limit of Detection	Limit of Quantitation	Units	Dilution	Prepared	Analyzed	Method	Qualifiers
Total Dissolved Solids	**6070**	17.3	40.0	mg/L	1	07/21/2020	07/21/2020 15:54	SM 2540C	

SM 2540D — **Preparation Batch:WET 39474**

Analyte	Result	Limit of Detection	Limit of Quantitation	Units	Dilution	Prepared	Analyzed	Method	Qualifiers
Total Suspended Solids	**4.8**	0.95	2.0	mg/L	1	07/22/2020	07/22/2020 07:27	SM 2540D	

Pace Analytical®
ENVIRONMENTAL SCIENCES
MOBILE LAB SERVICES

2525 Advance Road
Madison, WI 53718
608.221.8700 Phone
608.221.4889 Fax

TRC Environmental Corporation, Inc.
708 Heartland Trail, Ste 3000
Madison WI, 53717

Project: Madison Kipp Corporation - Madison, WI
Project Number: 372148
Project Manager: Andrew Stehn

MW-11S

A202914-04 (Water)

Date Sampled
07/16/2020 10:52

Pace Analytical - Madison

Polychlorinated Biphenyls by EPA Method 8082 — **Preparation Batch:A008131**

Analyte	Result	Limit of Detection	Limit of Quantitation	Units	Dilution	Prepared	Analyzed	Method	Qualifiers
PCB-1016	ND	0.0071	0.12	ug/L	1	08/04/2020	08/04/2020 23:31	EPA 8082A	
PCB-1221	ND	0.026	0.25	ug/L	1	08/04/2020	08/04/2020 23:31	EPA 8082A	
PCB-1232	ND	0.0042	0.12	ug/L	1	08/04/2020	08/04/2020 23:31	EPA 8082A	
PCB-1242	ND	0.013	0.12	ug/L	1	08/04/2020	08/04/2020 23:31	EPA 8082A	
PCB-1248	ND	0.011	0.12	ug/L	1	08/04/2020	08/04/2020 23:31	EPA 8082A	
PCB-1254	ND	0.0099	0.12	ug/L	1	08/04/2020	08/04/2020 23:31	EPA 8082A	
PCB-1260	ND	0.012	0.12	ug/L	1	08/04/2020	08/04/2020 23:31	EPA 8082A	
Total PCBs	ND	0.026	0.25	ug/L	1	08/04/2020	08/04/2020 23:31	EPA 8082A	
Surrogate: Tetrachloro-meta-xylene			*65.3 %*	*64.9-137*		*08/04/2020*	*08/04/2020 23:31*	*EPA 8082A*	
Surrogate: Decachlorobiphenyl			*62.1 %*	*67.4-146*		*08/04/2020*	*08/04/2020 23:31*	*EPA 8082A*	*S*

Pace Analytical-Green Bay, WI

SM 2540C — **Preparation Batch:WET 39469**

Analyte	Result	Limit of Detection	Limit of Quantitation	Units	Dilution	Prepared	Analyzed	Method	Qualifiers
Total Dissolved Solids	**1190**	8.7	20.0	mg/L	1	07/21/2020	07/21/2020 15:54	SM 2540C	

SM 2540D — **Preparation Batch:WET 39474**

Analyte	Result	Limit of Detection	Limit of Quantitation	Units	Dilution	Prepared	Analyzed	Method	Qualifiers
Total Suspended Solids	**8.0**	0.95	2.0	mg/L	1	07/22/2020	07/22/2020 07:27	SM 2540D	

Pace Analytical®
ENVIRONMENTAL SCIENCES
MOBILE LAB SERVICES

2525 Advance Road
Madison, WI 53718
608.221.8700 Phone
608.221.4889 Fax

TRC Environmental Corporation, Inc.
708 Heartland Trail, Ste 3000
Madison WI, 53717

Project: Madison Kipp Corporation - Madison, WI
Project Number: 372148
Project Manager: Andrew Stehn

MW-24

A202914-05 (Water)

Date Sampled
07/16/2020 16:49

Pace Analytical - Madison

Polychlorinated Biphenyls by EPA Method 8082 — **Preparation Batch:A008131**

Analyte	Result	Limit of Detection	Limit of Quantitation	Units	Dilution	Prepared	Analyzed	Method	Qualifiers
PCB-1016	ND	0.0072	0.13	ug/L	1	08/04/2020	08/05/2020 01:37	EPA 8082A	
PCB-1221	ND	0.026	0.25	ug/L	1	08/04/2020	08/05/2020 01:37	EPA 8082A	
PCB-1232	ND	0.0042	0.13	ug/L	1	08/04/2020	08/05/2020 01:37	EPA 8082A	
PCB-1242	ND	0.013	0.13	ug/L	1	08/04/2020	08/05/2020 01:37	EPA 8082A	
PCB-1248	ND	0.011	0.13	ug/L	1	08/04/2020	08/05/2020 01:37	EPA 8082A	
PCB-1254	ND	0.010	0.13	ug/L	1	08/04/2020	08/05/2020 01:37	EPA 8082A	
PCB-1260	ND	0.012	0.13	ug/L	1	08/04/2020	08/05/2020 01:37	EPA 8082A	
Total PCBs	ND	0.026	0.25	ug/L	1	08/04/2020	08/05/2020 01:37	EPA 8082A	
Surrogate: Tetrachloro-meta-xylene			*72.9 %*	*64.9-137*		*08/04/2020*	*08/05/2020 01:37*	*EPA 8082A*	
Surrogate: Decachlorobiphenyl			*67.9 %*	*67.4-146*		*08/04/2020*	*08/05/2020 01:37*	*EPA 8082A*	

Pace Analytical-Green Bay, WI

SM 2540C — **Preparation Batch:WET 39469**

Analyte	Result	Limit of Detection	Limit of Quantitation	Units	Dilution	Prepared	Analyzed	Method	Qualifiers
Total Dissolved Solids	**2330**	8.7	20.0	mg/L	1	07/21/2020	07/21/2020 15:55	SM 2540C	

SM 2540D — **Preparation Batch:WET 39474**

Analyte	Result	Limit of Detection	Limit of Quantitation	Units	Dilution	Prepared	Analyzed	Method	Qualifiers
Total Suspended Solids	**5.6**	0.95	2.0	mg/L	1	07/22/2020	07/22/2020 07:27	SM 2540D	

Pace Analytical®
ENVIRONMENTAL SCIENCES
MOBILE LAB SERVICES

2525 Advance Road
Madison, WI 53718
608.221.8700 Phone
608.221.4889 Fax

TRC Environmental Corporation, Inc.
708 Heartland Trail, Ste 3000
Madison WI, 53717

Project: Madison Kipp Corporation - Madison, WI
Project Number: 372148
Project Manager: Andrew Stehn

MW-28

A202914-06 (Water)

Date Sampled
07/17/2020 15:07

Pace Analytical - Madison

Polychlorinated Biphenyls by EPA Method 8082 — **Preparation Batch:A008131**

Analyte	Result	Limit of Detection	Limit of Quantitation	Units	Dilution	Prepared	Analyzed	Method	Qualifiers
PCB-1016	ND	0.0072	0.13	ug/L	1	08/04/2020	08/05/2020 02:02	EPA 8082A	
PCB-1221	ND	0.026	0.25	ug/L	1	08/04/2020	08/05/2020 02:02	EPA 8082A	
PCB-1232	ND	0.0042	0.13	ug/L	1	08/04/2020	08/05/2020 02:02	EPA 8082A	
PCB-1242	ND	0.013	0.13	ug/L	1	08/04/2020	08/05/2020 02:02	EPA 8082A	
PCB-1248	ND	0.011	0.13	ug/L	1	08/04/2020	08/05/2020 02:02	EPA 8082A	
PCB-1254	ND	0.010	0.13	ug/L	1	08/04/2020	08/05/2020 02:02	EPA 8082A	
PCB-1260	ND	0.012	0.13	ug/L	1	08/04/2020	08/05/2020 02:02	EPA 8082A	
Total PCBs	ND	0.026	0.25	ug/L	1	08/04/2020	08/05/2020 02:02	EPA 8082A	
Surrogate: Tetrachloro-meta-xylene			*66.1 %*	*64.9-137*		*08/04/2020*	*08/05/2020 02:02*	*EPA 8082A*	
Surrogate: Decachlorobiphenyl			*66.2 %*	*67.4-146*		*08/04/2020*	*08/05/2020 02:02*	*EPA 8082A*	*S*

Pace Analytical-Green Bay, WI

SM 2540C — **Preparation Batch:WET 39469**

Analyte	Result	Limit of Detection	Limit of Quantitation	Units	Dilution	Prepared	Analyzed	Method	Qualifiers
Total Dissolved Solids	**1230**	8.7	20.0	mg/L	1	07/21/2020	07/21/2020 15:55	SM 2540C	

SM 2540D — **Preparation Batch:WET 39474**

Analyte	Result	Limit of Detection	Limit of Quantitation	Units	Dilution	Prepared	Analyzed	Method	Qualifiers
Total Suspended Solids	**1.8**	0.95	2.0	mg/L	1	07/22/2020	07/22/2020 07:27	SM 2540D	J

Pace Analytical®
ENVIRONMENTAL SCIENCES
MOBILE LAB SERVICES

2525 Advance Road
Madison, WI 53718
608.221.8700 Phone
608.221.4889 Fax

TRC Environmental Corporation, Inc.
708 Heartland Trail, Ste 3000
Madison WI, 53717

Project: Madison Kipp Corporation - Madison, WI
Project Number: 372148
Project Manager: Andrew Stehn

Polychlorinated Biphenyls by EPA Method 8082 - Quality Control

Pace Analytical - Madison

Analyte	Result	Limit of Quantitation	Units	Spike Level	Source Result	%REC	%REC Limits	RPD	RPD Limit	Notes
Batch A007169 - EPA 3511										
Matrix Spike (A007169-MS1)	**Source: A202914-01**			Prepared: 07/21/2020	Analyzed: 08/04/2020 02:02					
PCB-1016	11.4	0.13	ug/L	12.50	ND	90.8	60-140			
PCB-1260	10.5	0.13	ug/L	12.50	ND	83.7	60-140			
Surrogate: Tetrachloro-meta-xylene	*0.538*		*ug/L*	*0.7500*		*71.7*	*64.9-137*			
Surrogate: Decachlorobiphenyl	*0.506*		*ug/L*	*0.7500*		*67.5*	*67.4-146*			
Matrix Spike Dup (A007169-MSD1)	**Source: A202914-01**			Prepared: 07/21/2020	Analyzed: 08/04/2020 02:27					
PCB-1016	9.83	0.13	ug/L	12.50	ND	78.7	60-140	14.3	20	
PCB-1260	9.03	0.13	ug/L	12.50	ND	72.2	60-140	14.7	20	
Surrogate: Tetrachloro-meta-xylene	*0.430*		*ug/L*	*0.7500*		*57.3*	*64.9-137*			*S*
Surrogate: Decachlorobiphenyl	*0.375*		*ug/L*	*0.7500*		*50.0*	*67.4-146*			*S*
Batch A008131 - EPA 3511										
Blank (A008131-BLK1)				Prepared: 08/04/2020	Analyzed: 08/04/2020 19:46					
PCB-1016	ND	0.13	ug/L							
PCB-1221	ND	0.25	ug/L							
PCB-1232	ND	0.13	ug/L							
PCB-1242	ND	0.13	ug/L							
PCB-1248	ND	0.13	ug/L							
PCB-1254	ND	0.13	ug/L							
PCB-1260	ND	0.13	ug/L							
Total PCBs	ND	0.25	ug/L							
Surrogate: Tetrachloro-meta-xylene	*0.576*		*ug/L*	*0.7500*		*76.8*	*64.9-137*			
Surrogate: Decachlorobiphenyl	*0.483*		*ug/L*	*0.7500*		*64.4*	*67.4-146*			*S*
LCS (A008131-BS1)				Prepared: 08/04/2020	Analyzed: 08/04/2020 20:11					
PCB-1016	11.3	0.13	ug/L	12.50		90.8	69.9-149			
PCB-1260	10.6	0.13	ug/L	12.50		84.7	82.2-144			
Surrogate: Tetrachloro-meta-xylene	*0.614*		*ug/L*	*0.7500*		*81.8*	*64.9-137*			
Surrogate: Decachlorobiphenyl	*0.639*		*ug/L*	*0.7500*		*85.1*	*67.4-146*			
LCS Dup (A008131-BSD1)				Prepared: 08/04/2020	Analyzed: 08/04/2020 20:36					
PCB-1016	13.7	0.13	ug/L	12.50		109	69.9-149	18.5	20	
PCB-1260	12.9	0.13	ug/L	12.50		103	82.2-144	19.7	20	
Surrogate: Tetrachloro-meta-xylene	*0.736*		*ug/L*	*0.7500*		*98.1*	*64.9-137*			
Surrogate: Decachlorobiphenyl	*0.696*		*ug/L*	*0.7500*		*92.8*	*67.4-146*			

Pace Analytical®
ENVIRONMENTAL SCIENCES
MOBILE LAB SERVICES

2525 Advance Road
Madison, WI 53718
608.221.8700 Phone
608.221.4889 Fax

TRC Environmental Corporation, Inc.	Project: Madison Kipp Corporation - Madison, WI
708 Heartland Trail, Ste 3000	Project Number: 372148
Madison WI, 53717	Project Manager: Andrew Stehn

Notes and Definitions

S	Surrogate recovery was outside of laboratory control limits.
J	Estimated concentration above the adjusted method detection limit and below the adjusted reporting limit.
ND	Analyte NOT DETECTED at or above the reporting limit or limit of detection (if listed).
NR	Not Reported
dry	Sample results reported on a dry weight basis. Detection limits (if listed) and reporting limits have been adjusted for the solids content. If the word 'dry' does not appear after the units, results are reported on an as-is basis.
RPD	Relative Percent Difference

Detection limits (if listed) and reporting limits have been adjusted for dilutions, if reported.

Pace Analytical
ECCS Mobile Lab Services

Pace Analytical - ECCS Division
2525 Advance Road
Madison, WI 53718
608-221-8700 (phone)
608-221-4889 (fax)

CHAIN OF CUSTODY

No. 12579

Page: 1 of: 1

Lab Work Order #: A202914

Project Number: 372148 PO Number: 1496646
Project Name: Madison Kipp Sampling
Project Location (City, State): Madison, WI
Turn Around (check one): ☒ Normal ☐ Rush
If Rush, Report Due Date:
Sampled By (Print): Wesley Braga

Report To: A. Stehn
Company: TRC ENV.
Address 1: 709 Heartland Trl.
Address 2:
E-mail Address: astehn@trcompanies.com

Invoice To:
Company:
Address 1:
Address 2:

Preservation Codes
Analyses Requested

Sample Description	Collection Date	Collection Time	Matrix	Total # of Containers	PCB	TDS	TSS				Comments	Lab ID	Lab Receip Time
MW-3D	7/17/20	1204	GW	8	X	X	X				MS/MSD	01	
MW-5S	7/17/20	905	GW	4	X	X	X					02	
MW-6S	7/16/20	1427	GW	4	X	X	X					03	
MW-11S	7/16/20	1052	GW	4	X	X	X					04	
MW-24	7/16/20	1649	GW	4	X	X	X				time on one 500mL bottle 16:24 jv 07-18-20	05	
MW-28	7/17/20	1507	GW	4	X	X	X					06	

Preservation Codes
A=None B=HCL C=H_2SO_4
D=HNO_3 E=EnCore F=Methanol
G=NaOH O=Other (Indicate)

Matrix Codes
A=Air S=Soil W=Water O=Other

Other Comments:

Relinquished By: TRC	Date: 7/17/20	Time: 1650	Received By:	Date: 7/17/20	Time: 17:21
Relinquished By:	Date:	Time:	Received By:	Date:	Time:

Custody Seal: ☑ NA ☐ Intact ☐ Not Intact
Shipped Via: Walk In
Receipt Temp: 4.8°C
Thermometer #/ Exp. Date: 9IN160142274 Exp 12/19/20
Temp Blank: ☑ Y ☐ N

Rev. 12/15

Page 11 of 29 A202914 FINAL 08 07 2020 1628

Pace Analytical Services, LLC
1241 Bellevue Street - Suite 9
Green Bay, WI 54302
(920)469-2436

July 23, 2020

Jessica Esser
Pace Analytical Madison
2525 Advance Road
Madison, WI 53718

RE: Project: A202914 MADISON KIPP CORP.
Pace Project No.: 40211438

Dear Jessica Esser:

Enclosed are the analytical results for sample(s) received by the laboratory on July 21, 2020. The results relate only to the samples included in this report. Results reported herein conform to the applicable TNI/NELAC Standards and the laboratory's Quality Manual, where applicable, unless otherwise noted in the body of the report.

The test results provided in this final report were generated by each of the following laboratories within the Pace Network:

- Pace Analytical Services - Green Bay

If you have any questions concerning this report, please feel free to contact me.

Sincerely,

Dan Milewsky
dan.milewsky@pacelabs.com
(920)469-2436
Project Manager

Enclosures

Pace Analytical Services, LLC
1241 Bellevue Street - Suite 9
Green Bay, WI 54302
(920)469-2436

CERTIFICATIONS

Project: A202914 MADISON KIPP CORP.
Pace Project No.: 40211438

Pace Analytical Services Green Bay
1241 Bellevue Street, Green Bay, WI 54302
Florida/NELAP Certification #: E87948
Illinois Certification #: 200050
Kentucky UST Certification #: 82
Louisiana Certification #: 04168
Minnesota Certification #: 055-999-334
New York Certification #: 12064
North Dakota Certification #: R-150
Virginia VELAP ID: 460263
South Carolina Certification #: 83006001
Texas Certification #: T104704529-14-1
Wisconsin Certification #: 405132750
Wisconsin DATCP Certification #: 105-444
USDA Soil Permit #: P330-16-00157
Federal Fish & Wildlife Permit #: LE51774A-0

REPORT OF LABORATORY ANALYSIS

This report shall not be reproduced, except in full,
without the written consent of Pace Analytical Services, LLC.

Pace Analytical Services, LLC
1241 Bellevue Street - Suite 9
Green Bay, WI 54302
(920)469-2436

SAMPLE SUMMARY

Project: A202914 MADISON KIPP CORP.
Pace Project No.: 40211438

Lab ID	Sample ID	Matrix	Date Collected	Date Received
40211438001	**MW-3D**	Water	07/17/20 12:04	07/21/20 08:35
40211438002	**MW-5S**	Water	07/17/20 09:05	07/21/20 08:35
40211438003	**MW-6S**	Water	07/16/20 14:27	07/21/20 08:35
40211438004	**MW-11S**	Water	07/16/20 10:52	07/21/20 08:35
40211438005	**MW-24**	Water	07/16/20 16:49	07/21/20 08:35
40211438006	**MW-28**	Water	07/17/20 15:07	07/21/20 08:35

This report shall not be reproduced, except in full,
without the written consent of Pace Analytical Services, LLC.

Pace Analytical Services, LLC
1241 Bellevue Street - Suite 9
Green Bay, WI 54302
(920)469-2436

SAMPLE ANALYTE COUNT

Project: A202914 MADISON KIPP CORP.
Pace Project No.: 40211438

Lab ID	Sample ID	Method	Analysts	Analytes Reported
40211438001	**MW-3D**	SM 2540C	HNT	1
		SM 2540D	JXM	1
40211438002	**MW-5S**	SM 2540C	HNT	1
		SM 2540D	JXM	1
40211438003	**MW-6S**	SM 2540C	HNT	1
		SM 2540D	JXM	1
40211438004	**MW-11S**	SM 2540C	HNT	1
		SM 2540D	JXM	1
40211438005	**MW-24**	SM 2540C	HNT	1
		SM 2540D	JXM	1
40211438006	**MW-28**	SM 2540C	HNT	1
		SM 2540D	JXM	1

PASI-G = Pace Analytical Services - Green Bay

This report shall not be reproduced, except in full,
without the written consent of Pace Analytical Services, LLC.

Pace Analytical Services, LLC
1241 Bellevue Street - Suite 9
Green Bay, WI 54302
(920)469-2436

ANALYTICAL RESULTS

Project: A202914 MADISON KIPP CORP.
Pace Project No.: 40211438

Sample: MW-3D **Lab ID: 40211438001** Collected: 07/17/20 12:04 Received: 07/21/20 08:35 Matrix: Water

Parameters	Results	Units	LOQ	LOD	DF	Prepared	Analyzed	CAS No.	Qual
2540C Total Dissolved Solids	Analytical Method: SM 2540C Pace Analytical Services - Green Bay								
Total Dissolved Solids	**760**	mg/L	20.0	8.7	1		07/21/20 15:53		
2540D Total Suspended Solids	Analytical Method: SM 2540D Pace Analytical Services - Green Bay								
Total Suspended Solids	**3.0**	mg/L	2.0	0.95	1		07/22/20 07:27		

REPORT OF LABORATORY ANALYSIS

This report shall not be reproduced, except in full,
without the written consent of Pace Analytical Services, LLC.

Pace Analytical Services, LLC
1241 Bellevue Street - Suite 9
Green Bay, WI 54302
(920)469-2436

ANALYTICAL RESULTS

Project: A202914 MADISON KIPP CORP.
Pace Project No.: 40211438

Sample: MW-5S **Lab ID: 40211438002** Collected: 07/17/20 09:05 Received: 07/21/20 08:35 Matrix: Water

Parameters	Results	Units	LOQ	LOD	DF	Prepared	Analyzed	CAS No.	Qual
2540C Total Dissolved Solids	Analytical Method: SM 2540C Pace Analytical Services - Green Bay								
Total Dissolved Solids	**1170**	mg/L	20.0	8.7	1		07/21/20 15:54		
2540D Total Suspended Solids	Analytical Method: SM 2540D Pace Analytical Services - Green Bay								
Total Suspended Solids	**1.0J**	mg/L	2.0	0.95	1		07/22/20 07:27		

REPORT OF LABORATORY ANALYSIS

This report shall not be reproduced, except in full,
without the written consent of Pace Analytical Services, LLC.

Pace Analytical Services, LLC
1241 Bellevue Street - Suite 9
Green Bay, WI 54302
(920)469-2436

ANALYTICAL RESULTS

Project: A202914 MADISON KIPP CORP.
Pace Project No.: 40211438

Sample: MW-6S **Lab ID: 40211438003** Collected: 07/16/20 14:27 Received: 07/21/20 08:35 Matrix: Water

Parameters	Results	Units	LOQ	LOD	DF	Prepared	Analyzed	CAS No.	Qual
2540C Total Dissolved Solids	Analytical Method: SM 2540C Pace Analytical Services - Green Bay								
Total Dissolved Solids	**6070**	mg/L	40.0	17.3	1		07/21/20 15:54		
2540D Total Suspended Solids	Analytical Method: SM 2540D Pace Analytical Services - Green Bay								
Total Suspended Solids	**4.8**	mg/L	2.0	0.95	1		07/22/20 07:27		

REPORT OF LABORATORY ANALYSIS

This report shall not be reproduced, except in full,
without the written consent of Pace Analytical Services, LLC.

Pace Analytical Services, LLC
1241 Bellevue Street - Suite 9
Green Bay, WI 54302
(920)469-2436

ANALYTICAL RESULTS

Project: A202914 MADISON KIPP CORP.
Pace Project No.: 40211438

Sample: MW-11S **Lab ID: 40211438004** Collected: 07/16/20 10:52 Received: 07/21/20 08:35 Matrix: Water

Parameters	Results	Units	LOQ	LOD	DF	Prepared	Analyzed	CAS No.	Qual
2540C Total Dissolved Solids	Analytical Method: SM 2540C Pace Analytical Services - Green Bay								
Total Dissolved Solids	**1190**	mg/L	20.0	8.7	1		07/21/20 15:54		
2540D Total Suspended Solids	Analytical Method: SM 2540D Pace Analytical Services - Green Bay								
Total Suspended Solids	**8.0**	mg/L	2.0	0.95	1		07/22/20 07:27		

REPORT OF LABORATORY ANALYSIS

This report shall not be reproduced, except in full,
without the written consent of Pace Analytical Services, LLC.

Pace Analytical Services, LLC
1241 Bellevue Street - Suite 9
Green Bay, WI 54302
(920)469-2436

ANALYTICAL RESULTS

Project: A202914 MADISON KIPP CORP.
Pace Project No.: 40211438

Sample: MW-24 **Lab ID: 40211438005** Collected: 07/16/20 16:49 Received: 07/21/20 08:35 Matrix: Water

Parameters	Results	Units	LOQ	LOD	DF	Prepared	Analyzed	CAS No.	Qual
2540C Total Dissolved Solids	Analytical Method: SM 2540C Pace Analytical Services - Green Bay								
Total Dissolved Solids	**2330**	mg/L	20.0	8.7	1		07/21/20 15:55		
2540D Total Suspended Solids	Analytical Method: SM 2540D Pace Analytical Services - Green Bay								
Total Suspended Solids	**5.6**	mg/L	2.0	0.95	1		07/22/20 07:27		

REPORT OF LABORATORY ANALYSIS

This report shall not be reproduced, except in full,
without the written consent of Pace Analytical Services, LLC.

Pace Analytical Services, LLC
1241 Bellevue Street - Suite 9
Green Bay, WI 54302
(920)469-2436

ANALYTICAL RESULTS

Project: A202914 MADISON KIPP CORP.
Pace Project No.: 40211438

Sample: MW-28 **Lab ID: 40211438006** Collected: 07/17/20 15:07 Received: 07/21/20 08:35 Matrix: Water

Parameters	Results	Units	LOQ	LOD	DF	Prepared	Analyzed	CAS No.	Qual
2540C Total Dissolved Solids	Analytical Method: SM 2540C Pace Analytical Services - Green Bay								
Total Dissolved Solids	**1230**	mg/L	20.0	8.7	1		07/21/20 15:55		
2540D Total Suspended Solids	Analytical Method: SM 2540D Pace Analytical Services - Green Bay								
Total Suspended Solids	**1.8J**	mg/L	2.0	0.95	1		07/22/20 07:27		

REPORT OF LABORATORY ANALYSIS

This report shall not be reproduced, except in full,
without the written consent of Pace Analytical Services, LLC.

Pace Analytical Services, LLC
1241 Bellevue Street - Suite 9
Green Bay, WI 54302
(920)469-2436

QUALITY CONTROL DATA

Project: A202914 MADISON KIPP CORP.
Pace Project No.: 40211438

QC Batch: 360832 | Analysis Method: SM 2540C
QC Batch Method: SM 2540C | Analysis Description: 2540C Total Dissolved Solids
Laboratory: Pace Analytical Services - Green Bay
Associated Lab Samples: 40211438001, 40211438002, 40211438003, 40211438004, 40211438005, 40211438006

METHOD BLANK: 2086305 Matrix: Water
Associated Lab Samples: 40211438001, 40211438002, 40211438003, 40211438004, 40211438005, 40211438006

Parameter	Units	Blank Result	Reporting Limit	Analyzed	Qualifiers
Total Dissolved Solids	mg/L	<8.7	20.0	07/21/20 15:53	

LABORATORY CONTROL SAMPLE: 2086306

Parameter	Units	Spike Conc.	LCS Result	LCS % Rec	% Rec Limits	Qualifiers
Total Dissolved Solids	mg/L	584	554	95	80-120	

SAMPLE DUPLICATE: 2086307

Parameter	Units	40211438001 Result	Dup Result	RPD	Max RPD	Qualifiers
Total Dissolved Solids	mg/L	760	768	1	10	

Results presented on this page are in the units indicated by the "Units" column except where an alternate unit is presented to the right of the result.

REPORT OF LABORATORY ANALYSIS

This report shall not be reproduced, except in full,
without the written consent of Pace Analytical Services, LLC.

Pace Analytical Services, LLC
1241 Bellevue Street - Suite 9
Green Bay, WI 54302
(920)469-2436

QUALITY CONTROL DATA

Project: A202914 MADISON KIPP CORP.
Pace Project No.: 40211438

QC Batch: 360880 | Analysis Method: SM 2540D
QC Batch Method: SM 2540D | Analysis Description: 2540D Total Suspended Solids
Laboratory: Pace Analytical Services - Green Bay
Associated Lab Samples: 40211438001, 40211438002, 40211438003, 40211438004, 40211438005, 40211438006

METHOD BLANK: 2086499 Matrix: Water
Associated Lab Samples: 40211438001, 40211438002, 40211438003, 40211438004, 40211438005, 40211438006

Parameter	Units	Blank Result	Reporting Limit	Analyzed	Qualifiers
Total Suspended Solids	mg/L	<0.48	1.0	07/22/20 07:27	

LABORATORY CONTROL SAMPLE: 2086500

Parameter	Units	Spike Conc.	LCS Result	LCS % Rec	% Rec Limits	Qualifiers
Total Suspended Solids	mg/L	100	100	100	80-120	

SAMPLE DUPLICATE: 2086501

Parameter	Units	10525450001 Result	Dup Result	RPD	Max RPD	Qualifiers
Total Suspended Solids	mg/L	3260	3220	1	10	

SAMPLE DUPLICATE: 2086502

Parameter	Units	40211438001 Result	Dup Result	RPD	Max RPD	Qualifiers
Total Suspended Solids	mg/L	3.0	3.2	6	10	

Results presented on this page are in the units indicated by the "Units" column except where an alternate unit is presented to the right of the result.

REPORT OF LABORATORY ANALYSIS

This report shall not be reproduced, except in full,
without the written consent of Pace Analytical Services, LLC.

Pace Analytical Services, LLC
1241 Bellevue Street - Suite 9
Green Bay, WI 54302
(920)469-2436

QUALIFIERS

Project: A202914 MADISON KIPP CORP.
Pace Project No.: 40211438

DEFINITIONS

DF - Dilution Factor, if reported, represents the factor applied to the reported data due to dilution of the sample aliquot.

ND - Not Detected at or above LOD.

J - Estimated concentration at or above the LOD and below the LOQ.

LOD - Limit of Detection adjusted for dilution factor, percent moisture, initial weight and final volume.

LOQ - Limit of Quantitation adjusted for dilution factor, percent moisture, initial weight and final volume.

S - Surrogate

1,2-Diphenylhydrazine decomposes to and cannot be separated from Azobenzene using Method 8270. The result for each analyte is a combined concentration.

Consistent with EPA guidelines, unrounded data are displayed and have been used to calculate % recovery and RPD values.

LCS(D) - Laboratory Control Sample (Duplicate)

MS(D) - Matrix Spike (Duplicate)

DUP - Sample Duplicate

RPD - Relative Percent Difference

NC - Not Calculable.

SG - Silica Gel - Clean-Up

U - Indicates the compound was analyzed for, but not detected at or above the adjusted LOD.

N-Nitrosodiphenylamine decomposes and cannot be separated from Diphenylamine using Method 8270. The result reported for each analyte is a combined concentration.

Pace Analytical is TNI accredited. Contact your Pace PM for the current list of accredited analytes.

TNI - The NELAC Institute.

This report shall not be reproduced, except in full,
without the written consent of Pace Analytical Services, LLC.

Pace Analytical Services, LLC
1241 Bellevue Street - Suite 9
Green Bay, WI 54302
(920)469-2436

QUALITY CONTROL DATA CROSS REFERENCE TABLE

Project: A202914 MADISON KIPP CORP.
Pace Project No.: 40211438

Lab ID	Sample ID	QC Batch Method	QC Batch	Analytical Method	Analytical Batch
40211438001	**MW-3D**	SM 2540C	360832		
40211438002	**MW-5S**	SM 2540C	360832		
40211438003	**MW-6S**	SM 2540C	360832		
40211438004	**MW-11S**	SM 2540C	360832		
40211438005	**MW-24**	SM 2540C	360832		
40211438006	**MW-28**	SM 2540C	360832		
40211438001	**MW-3D**	SM 2540D	360880		
40211438002	**MW-5S**	SM 2540D	360880		
40211438003	**MW-6S**	SM 2540D	360880		
40211438004	**MW-11S**	SM 2540D	360880		
40211438005	**MW-24**	SM 2540D	360880		
40211438006	**MW-28**	SM 2540D	360880		

This report shall not be reproduced, except in full,
without the written consent of Pace Analytical Services, LLC.

Pace Analytical®
ENVIRONMENTAL SCIENCES
MOBILE LAB SERVICES

SUBCONTRACT ORDER

Pace Analytical - Madison

A202914

40211437

SENDING LABORATORY:

Pace Analytical - Madison
2525 Advance Road
Madison, WI 53718
Phone: 608.221.8700
Fax: 608,221,4889
Project Manager: Jessica Esser

RECEIVING LABORATORY:

Pace Analytical
1241 Bellevue Street, Suite 9
Green Bay, WI 54302
Phone :(920) 469-2436
Fax: (920) 469-8827

Turn around Time: X Normal
_____ Rush

Project Name: Madison Kipp Corporation - Madison, WI

Analysis	Due	Expires	Laboratory ID	Comments
001 **MW-3D**	**Lab ID: A202914-01 Water**	**Sampled: 07/17/2020 12:04**		
Subcontracted Analysis - Pace	08/03/2020 00:00	07/31/2020 12:04		Dissolved Solids, Total
2540D - Suspended Solids	08/03/2020 00:00	07/24/2020 12:04		
Containers Supplied:				
14_1000mL Plastic Cool t 14_250mL Plastic Cool to 14_1000mL Plastic Cool t 14_250mL Plastic Cool to				
002 **MW-5S**	**Lab ID: A202914-02 Water**	**Sampled: 07/17/2020 09:05**		
Subcontracted Analysis - Pace	08/03/2020 00:00	07/31/2020 09:05		Dissolved Solids, Total
2540D - Suspended Solids	08/03/2020 00:00	07/24/2020 09:05		
Containers Supplied:				
14_1000mL Plastic Cool t 14_250mL Plastic Cool to				
003 **MW-6S**	**Lab ID: A202914-03 Water**	**Sampled: 07/16/2020 14:27**		
Subcontracted Analysis - Pace	08/03/2020 00:00	07/30/2020 14:27		Dissolved Solids, Total
2540D - Suspended Solids	08/03/2020 00:00	07/23/2020 14:27		
Containers Supplied:				
14_1000mL Plastic Cool t				
004 **MW-11S**	**Lab ID: A202914-04 Water**	**Sampled: 07/16/2020 10:52**		
Subcontracted Analysis - Pace	08/03/2020 00:00	07/30/2020 10:52		Dissolved Solids, Total
2540D - Suspended Solids	08/03/2020 00:00	07/23/2020 10:52		
Containers Supplied:				
14_1000mL Plastic Cool t 14_250mL Plastic Cool to				
005 **MW-24**	**Lab ID: A202914-05 Water**	**Sampled: 07/16/2020 16:49**		
Subcontracted Analysis - Pace	08/03/2020 00:00	07/30/2020 16:49		Dissolved Solids, Total
2540D - Suspended Solids	08/03/2020 00:00	07/23/2020 16:49		
Containers Supplied:				
14_1000mL Plastic Cool t 14_250mL Plastic Cool to				

Released By	Date	Received By	Date
C.S Logistics	7/21/20 0835	Pace	7/21/20 0835
Released By	Date	Received By	Date

7/20/20

40211437

Pace Analytical®
ENVIRONMENTAL SCIENCES
MOBILE LAB SERVICES

SUBCONTRACT ORDER

Pace Analytical - Madison

A202914

4021437

Analysis	Due	Expires	Laboratory ID	Comments
006				
MW-28 **Lab ID: A202914-06** **Water** **Sampled: 07/17/2020 15:07**				
Subcontracted Analysis - Pace	08/03/2020 00:00	07/31/2020 15:07		Dissolved Solids, Total
2540D - Suspended Solids	08/03/2020 00:00	07/24/2020 15:07		
Containers Supplied:				
14_1000mL Plastic Cool t 14_250mL Plastic Cool to				

4021437

Released By	Date	Received By	Date
	7/20/20		
CS Logistics	7/21/20 0835		7/21/20 0835
Released By	Date	Received By	Date

Sample Preservation Receipt Form

Pace Analytical Services, LLC
1241 Bellevue Street, Suite 9
Green Bay, WI 54302

Client Name: Pace Madison Project # 40211437

All containers needing preservation have been checked and noted below: □Yes □No ~~□N/A~~ Initial when completed: Date/ Time:

Lab Lot# of pH paper: Lab Std #ID of preservation (if pH adjusted):

	Glass								Plastic					Vials						Jars				General							
Pace Lab #	AG1U	BG1U	AG1H	AG4S	AG4U	AG5U	AG2S	BG3U	BP1U	BP3U	BP3B	BP3N	BP3S	VG9A	DG9T	VG9U	VG9H	VG9M	VG9D	JGFU	JG9U	WGFU	WPFU	SP5T	ZPLC	GN	VOA Vials (>6mm) *	H2SO4 pH ≤2	NaOH+Zn Act pH ≥9	NaOH pH ≥12	HNO3 pH ≤2	pH after adjusted	Volume (mL)
001									2	2																						2.5 / 5 / 10
002									1	1																						2.5 / 5 / 10
003									1	1																						2.5 / 5 / 10
004									1	1																						2.5 / 5 / 10
005									1	1																						2.5 / 5 / 10
006									1	1																						2.5 / 5 / 10
007																																2.5 / 5 / 10
008																																2.5 / 5 / 10
009																																2.5 / 5 / 10
010																																2.5 / 5 / 10
011																																2.5 / 5 / 10
012																																2.5 / 5 / 10
013																												7/21/20				2.5 / 5 / 10
014																												MG				2.5 / 5 / 10
015																																2.5 / 5 / 10
016																																2.5 / 5 / 10
017																																2.5 / 5 / 10
018																																2.5 / 5 / 10
019																																2.5 / 5 / 10
020																																~~2.5 / 5 / 10~~

Exceptions to preservation check: VOA, Coliform, TOC, TOX, TOH, O&G, WI DRO, Phenolics, Other:_____ Headspace in VOA Vials (>6mm) : □Yes □No ~~□N/A~~ ***If yes look in headspace column**

AG1U	1 liter amber glass
BG1U	1 liter clear glass
AG1H	1 liter amber glass HCL
AG4S	125 mL amber glass H2SO4
AG4U	120 mL amber glass unpres
AG5U	100 mL amber glass unpres
AG2S	500 mL amber glass H2SO4
BG3U	250 mL clear glass unpres

BP1U	1 liter plastic unpres
BP3U	250 mL plastic unpres
BP3B	250 mL plastic NaOH
BP3N	250 mL plastic HNO3
BP3S	250 mL plastic H2SO4

VG9A	40 mL clear ascorbic
DG9T	40 mL amber Na Thio
VG9U	40 mL clear vial unpres
VG9H	40 mL clear vial HCL
VG9M	40 mL clear vial MeOH
VG9D	40 mL clear vial DI

JGFU	4 oz amber jar unpres
JG9U	9 oz amber jar unpres
WGFU	4 oz clear jar unpres
WPFU	4 oz plastic jar unpres
SP5T	120 mL plastic Na Thiosulfate
ZPLC	ziploc bag
GN	

Page 28 of 29 A202914 FINAL 08 07 2020 1628

Pace Analytical® 1241 Bellevue Street, Green Bay, WI 54302	Document Name: Sample Condition Upon Receipt (SCUR)	Document Revised: 26Mar2020
	Document No.: ENV-FRM-GBAY-0014-Rev.00	Author: Pace Green Bay Quality Office

Sample Condition Upon Receipt Form (SCUR)

Project #: **WO# : 40211438**

40211438

Client Name: Pace Madison

Courier: ☒ CS Logistics ☐ Fed Ex ☐ Speedee ☐ UPS ☐ Waltco
☐ Client ☐ Pace Other:

Tracking #: 1280 672020

Custody Seal on Cooler/Box Present: ☐ yes ☒ no Seals intact: ☐ yes ☐ no

Custody Seal on Samples Present: ☐ yes ☒ no Seals intact: ☐ yes ☐ no

Packing Material: ☐ Bubble Wrap ☐ Bubble Bags ☒ None ☐ Other

Thermometer Used SR - NA **Type of Ice:** ~~Wet~~ Blue Dry None ☒ Samples on ice, cooling process has begun

Cooler Temperature Uncorr: Lost /Corr:

Temp Blank Present: ☐ yes ☒ no **Biological Tissue is Frozen:** ☐ yes ☐ no

Person examining contents:
Date: 7/21/20 /Initials: MG
Labeled By Initials: SMW

Temp should be above freezing to 6°C.
Biota Samples may be received at ≤ 0°C if shipped on Dry Ice.

Chain of Custody Present:	☒Yes ☐No ☐N/A	1.
Chain of Custody Filled Out:	☒Yes ☐No ☐N/A	2.
Chain of Custody Relinquished:	☒Yes ☐No ☐N/A	3.
Sampler Name & Signature on COC:	☐Yes ☐No ☒N/A	4. Subcontract 7/21/20 MG
Samples Arrived within Hold Time:	☒Yes ☐No	5.
- VOA Samples frozen upon receipt	☐Yes ☐No	Date/Time:
Short Hold Time Analysis (<72hr):	☒Yes ☐No	6.
Rush Turn Around Time Requested:	☐Yes ☒No	7.
Sufficient Volume: For Analysis: ☒Yes ☐No MS/MSD: ☐Yes ☒No ☐N/A		8.
Correct Containers Used:	☒Yes ☐No	9.
-Pace Containers Used:	☒Yes ☐No ☐N/A	
-Pace IR Containers Used:	☐Yes ☐No ☒N/A	
Containers Intact:	☒Yes ☐No	10.
Filtered volume received for Dissolved tests	☐Yes ☐No ☒N/A	11.
Sample Labels match COC:	☒Yes ☐No ☐N/A	12.
-Includes date/time/ID/Analysis Matrix: W		
Trip Blank Present:	☐Yes ☐No ☒N/A	13.
Trip Blank Custody Seals Present	☐Yes ☐No ☒N/A	
Pace Trip Blank Lot # (if purchased):		

Client Notification/ Resolution: If checked, see attached form for additional comments ☐
Person Contacted: Date/Time:
Comments/ Resolution:

PM Review is documented electronically in LIMs. By releasing the project, the PM acknowledges they have reviewed the sample logir

Pace Analytical®
ENVIRONMENTAL SCIENCES
MOBILE LAB SERVICES

2525 Advance Road
Madison, WI 53718
608.221.8700 Phone
608.221.4889 Fax

August 07, 2020

Andrew Stehn
TRC Environmental Corporation, Inc.
708 Heartland Trail, Ste 3000
Madison, WI 53717

RE: Madison Kipp Corporation - Madison, WI

Enclosed are the analytical results for the samples received by the laboratory on 07/21/2020.

The results in this report apply to the samples analyzed in accordance with the chain of custody document. These results are in compliance with the 2009 NELAC Standards and the appropriate agencies listed below, unless otherwise noted in the case narrative. This analytical report should be reproduced in its entirety.

If you have any questions concerning this report, please feel free to contact me.

Sincerely,

Jessica Esser
Project Manager

Certification List			Expires
DODELAP	DOD ELAP Accreditation (A2LA)	3269.01	03/31/2021
ILEPA	Illinois Secondary NELAP Accreditation	004366	04/30/2021
KDHE	Kansas Secondary NELAP Accreditation	E-10384	04/30/2021
LELAP	Louisiana Primary NELAP Accreditation	04165	06/30/2021
NJDEP	New Jersey Secondary NELAP Accreditation	WI004	06/30/2021
TCEQ	Texas Secondary NELAP Accreditation	T104704504-16-7	11/30/2020
WDNR	Wisconsin Certification under NR 149	113289110	08/31/2020

Pace Analytical®
ENVIRONMENTAL SCIENCES
MOBILE LAB SERVICES

2525 Advance Road
Madison, WI 53718
608.221.8700 Phone
608.221.4889 Fax

TRC Environmental Corporation, Inc.	Project: Madison Kipp Corporation - Madison, WI
708 Heartland Trail, Ste 3000	Project Number: 372148
Madison WI, 53717	Project Manager: Andrew Stehn

ANALYTICAL REPORT FOR SAMPLES

Sample ID	Laboratory ID	Matrix	Date Sampled	Date Received
MW-4S	A203005-01	Water	07/20/2020	07/21/2020
MW-4D	A203005-02	Water	07/20/2020	07/21/2020
MW-29S	A203005-03	Water	07/20/2020	07/21/2020
MW-29D	A203005-04	Water	07/20/2020	07/21/2020
DUP-01	A203005-05	Water	07/20/2020	07/21/2020

CASE NARRATIVE

Sample Receipt Information:
Five samples were received on 07/21/2020. Samples were received in acceptable condition with the exception noted below.

One container for sample A203005 had a discrepancy between the sample description on the chain of custody (COC) and the sample description on the container. Per the client, the COC sample description is correct.

TSS/TDS analysis was subcontracted to Pace Analytical in Green Bay, WI. Please see their appended report for quality control results.

Please see the COC document at the end of this report for additional information.

Sample Preparation:
Samples were re-extracted and re-analyzed for the 8082 analysis due to surrogate failures. The re-analysis confirmed the original low surrogate values. The re-analyzed results are presented in this report.

Matrix Spike / Matrix Spike Duplicates (MS/MSDs):
Additional MS/MSD volume was not available for the re-extraction. Samples were re-extracted with a laboratory control sample duplicate in place of the MS/MSD. The original MS/MSD analysis is also included in this report.

Pace Analytical®
ENVIRONMENTAL SCIENCES
MOBILE LAB SERVICES

2525 Advance Road
Madison, WI 53718
608.221.8700 Phone
608.221.4889 Fax

TRC Environmental Corporation, Inc.
708 Heartland Trail, Ste 3000
Madison WI, 53717

Project: Madison Kipp Corporation - Madison, WI
Project Number: 372148
Project Manager: Andrew Stehn

MW-4S

A203005-01 (Water)

Date Sampled
07/20/2020 09:18

Pace Analytical - Madison

Polychlorinated Biphenyls by EPA Method 8082 — **Preparation Batch:A008131**

Analyte	Result	Limit of Detection	Limit of Quantitation	Units	Dilution	Prepared	Analyzed	Method	Qualifiers
PCB-1016	ND	0.0072	0.13	ug/L	1	08/04/2020	08/05/2020 02:27	EPA 8082A	
PCB-1221	ND	0.026	0.25	ug/L	1	08/04/2020	08/05/2020 02:27	EPA 8082A	
PCB-1232	ND	0.0042	0.13	ug/L	1	08/04/2020	08/05/2020 02:27	EPA 8082A	
PCB-1242	ND	0.013	0.13	ug/L	1	08/04/2020	08/05/2020 02:27	EPA 8082A	
PCB-1248	ND	0.011	0.13	ug/L	1	08/04/2020	08/05/2020 02:27	EPA 8082A	
PCB-1254	ND	0.010	0.13	ug/L	1	08/04/2020	08/05/2020 02:27	EPA 8082A	
PCB-1260	ND	0.012	0.13	ug/L	1	08/04/2020	08/05/2020 02:27	EPA 8082A	
Total PCBs	ND	0.026	0.25	ug/L	1	08/04/2020	08/05/2020 02:27	EPA 8082A	
Surrogate: Tetrachloro-meta-xylene			*78.3 %*	*64.9-137*		*08/04/2020*	*08/05/2020 02:27*	*EPA 8082A*	
Surrogate: Decachlorobiphenyl			*76.9 %*	*67.4-146*		*08/04/2020*	*08/05/2020 02:27*	*EPA 8082A*	

Pace Analytical-Green Bay, WI

SM 2540C — **Preparation Batch:WET 39487**

Analyte	Result	Limit of Detection	Limit of Quantitation	Units	Dilution	Prepared	Analyzed	Method	Qualifiers
Total Dissolved Solids	**1990**	8.7	20.0	mg/L	1	07/22/2020	07/22/2020 18:50	SM 2540C	

SM 2540D — **Preparation Batch:WET 39489**

Analyte	Result	Limit of Detection	Limit of Quantitation	Units	Dilution	Prepared	Analyzed	Method	Qualifiers
Total Suspended Solids	**1.0**	0.95	2.0	mg/L	1	07/23/2020	07/23/2020 06:05	SM 2540D	J

Pace Analytical®
ENVIRONMENTAL SCIENCES
MOBILE LAB SERVICES

2525 Advance Road
Madison, WI 53718
608.221.8700 Phone
608.221.4889 Fax

TRC Environmental Corporation, Inc.
708 Heartland Trail, Ste 3000
Madison WI, 53717

Project: Madison Kipp Corporation - Madison, WI
Project Number: 372148
Project Manager: Andrew Stehn

MW-4D

A203005-02 (Water)

Date Sampled
07/20/2020 13:45

Pace Analytical - Madison

Polychlorinated Biphenyls by EPA Method 8082 — **Preparation Batch:A008131**

Analyte	Result	Limit of Detection	Limit of Quantitation	Units	Dilution	Prepared	Analyzed	Method	Qualifiers
PCB-1016	ND	0.0072	0.13	ug/L	1	08/04/2020	08/05/2020 02:52	EPA 8082A	
PCB-1221	ND	0.026	0.25	ug/L	1	08/04/2020	08/05/2020 02:52	EPA 8082A	
PCB-1232	ND	0.0042	0.13	ug/L	1	08/04/2020	08/05/2020 02:52	EPA 8082A	
PCB-1242	ND	0.013	0.13	ug/L	1	08/04/2020	08/05/2020 02:52	EPA 8082A	
PCB-1248	ND	0.011	0.13	ug/L	1	08/04/2020	08/05/2020 02:52	EPA 8082A	
PCB-1254	ND	0.010	0.13	ug/L	1	08/04/2020	08/05/2020 02:52	EPA 8082A	
PCB-1260	ND	0.012	0.13	ug/L	1	08/04/2020	08/05/2020 02:52	EPA 8082A	
Total PCBs	ND	0.026	0.25	ug/L	1	08/04/2020	08/05/2020 02:52	EPA 8082A	
Surrogate: Tetrachloro-meta-xylene			*73.4 %*	*64.9-137*		*08/04/2020*	*08/05/2020 02:52*	*EPA 8082A*	
Surrogate: Decachlorobiphenyl			*68.6 %*	*67.4-146*		*08/04/2020*	*08/05/2020 02:52*	*EPA 8082A*	

Pace Analytical-Green Bay, WI

SM 2540C — **Preparation Batch:WET 39487**

Analyte	Result	Limit of Detection	Limit of Quantitation	Units	Dilution	Prepared	Analyzed	Method	Qualifiers
Total Dissolved Solids	**1260**	8.7	20.0	mg/L	1	07/22/2020	07/22/2020 18:50	SM 2540C	

SM 2540D — **Preparation Batch:WET 39489**

Analyte	Result	Limit of Detection	Limit of Quantitation	Units	Dilution	Prepared	Analyzed	Method	Qualifiers
Total Suspended Solids	**2.2**	0.95	2.0	mg/L	1	07/23/2020	07/23/2020 06:05	SM 2540D	

Pace Analytical®
ENVIRONMENTAL SCIENCES
MOBILE LAB SERVICES

2525 Advance Road
Madison, WI 53718
608.221.8700 Phone
608.221.4889 Fax

TRC Environmental Corporation, Inc.
708 Heartland Trail, Ste 3000
Madison WI, 53717

Project: Madison Kipp Corporation - Madison, WI
Project Number: 372148
Project Manager: Andrew Stehn

MW-29S

A203005-03 (Water)

Date Sampled
07/20/2020 17:08

Pace Analytical - Madison

Polychlorinated Biphenyls by EPA Method 8082 — **Preparation Batch:A008131**

Analyte	Result	Limit of Detection	Limit of Quantitation	Units	Dilution	Prepared	Analyzed	Method	Qualifiers
PCB-1016	ND	0.0072	0.12	ug/L	1	08/04/2020	08/05/2020 03:17	EPA 8082A	
PCB-1221	ND	0.026	0.25	ug/L	1	08/04/2020	08/05/2020 03:17	EPA 8082A	
PCB-1232	ND	0.0042	0.12	ug/L	1	08/04/2020	08/05/2020 03:17	EPA 8082A	
PCB-1242	ND	0.013	0.12	ug/L	1	08/04/2020	08/05/2020 03:17	EPA 8082A	
PCB-1248	ND	0.011	0.12	ug/L	1	08/04/2020	08/05/2020 03:17	EPA 8082A	
PCB-1254	ND	0.010	0.12	ug/L	1	08/04/2020	08/05/2020 03:17	EPA 8082A	
PCB-1260	ND	0.012	0.12	ug/L	1	08/04/2020	08/05/2020 03:17	EPA 8082A	
Total PCBs	ND	0.026	0.25	ug/L	1	08/04/2020	08/05/2020 03:17	EPA 8082A	
Surrogate: Tetrachloro-meta-xylene			*80.5 %*	*64.9-137*		*08/04/2020*	*08/05/2020 03:17*	*EPA 8082A*	
Surrogate: Decachlorobiphenyl			*78.3 %*	*67.4-146*		*08/04/2020*	*08/05/2020 03:17*	*EPA 8082A*	

Pace Analytical-Green Bay, WI

SM 2540C — **Preparation Batch:WET 39487**

Analyte	Result	Limit of Detection	Limit of Quantitation	Units	Dilution	Prepared	Analyzed	Method	Qualifiers
Total Dissolved Solids	**734**	8.7	20.0	mg/L	1	07/22/2020	07/22/2020 18:50	SM 2540C	

SM 2540D — **Preparation Batch:WET 39489**

Analyte	Result	Limit of Detection	Limit of Quantitation	Units	Dilution	Prepared	Analyzed	Method	Qualifiers
Total Suspended Solids	**1.2**	0.95	2.0	mg/L	1	07/23/2020	07/23/2020 06:05	SM 2540D	J

Pace Analytical®
ENVIRONMENTAL SCIENCES
MOBILE LAB SERVICES

2525 Advance Road
Madison, WI 53718
608.221.8700 Phone
608.221.4889 Fax

TRC Environmental Corporation, Inc.
708 Heartland Trail, Ste 3000
Madison WI, 53717

Project: Madison Kipp Corporation - Madison, WI
Project Number: 372148
Project Manager: Andrew Stehn

MW-29D

A203005-04 (Water)

Date Sampled
07/20/2020 16:11

Pace Analytical - Madison

Polychlorinated Biphenyls by EPA Method 8082 — **Preparation Batch:A008131**

Analyte	Result	Limit of Detection	Limit of Quantitation	Units	Dilution	Prepared	Analyzed	Method	Qualifiers
PCB-1016	ND	0.0072	0.13	ug/L	1	08/04/2020	08/05/2020 03:42	EPA 8082A	
PCB-1221	ND	0.026	0.25	ug/L	1	08/04/2020	08/05/2020 03:42	EPA 8082A	
PCB-1232	ND	0.0042	0.13	ug/L	1	08/04/2020	08/05/2020 03:42	EPA 8082A	
PCB-1242	ND	0.013	0.13	ug/L	1	08/04/2020	08/05/2020 03:42	EPA 8082A	
PCB-1248	ND	0.011	0.13	ug/L	1	08/04/2020	08/05/2020 03:42	EPA 8082A	
PCB-1254	ND	0.010	0.13	ug/L	1	08/04/2020	08/05/2020 03:42	EPA 8082A	
PCB-1260	ND	0.012	0.13	ug/L	1	08/04/2020	08/05/2020 03:42	EPA 8082A	
Total PCBs	ND	0.026	0.25	ug/L	1	08/04/2020	08/05/2020 03:42	EPA 8082A	
Surrogate: Tetrachloro-meta-xylene			*70.4 %*	*64.9-137*		*08/04/2020*	*08/05/2020 03:42*	*EPA 8082A*	
Surrogate: Decachlorobiphenyl			*64.9 %*	*67.4-146*		*08/04/2020*	*08/05/2020 03:42*	*EPA 8082A*	*S*

Pace Analytical-Green Bay, WI

SM 2540C — **Preparation Batch:WET 39487**

Analyte	Result	Limit of Detection	Limit of Quantitation	Units	Dilution	Prepared	Analyzed	Method	Qualifiers
Total Dissolved Solids	**776**	8.7	20.0	mg/L	1	07/22/2020	07/22/2020 18:51	SM 2540C	

SM 2540D — **Preparation Batch:WET 39489**

Analyte	Result	Limit of Detection	Limit of Quantitation	Units	Dilution	Prepared	Analyzed	Method	Qualifiers
Total Suspended Solids	**2.6**	0.95	2.0	mg/L	1	07/23/2020	07/23/2020 06:05	SM 2540D	

Pace Analytical®
ENVIRONMENTAL SCIENCES
MOBILE LAB SERVICES

2525 Advance Road
Madison, WI 53718
608.221.8700 Phone
608.221.4889 Fax

TRC Environmental Corporation, Inc.
708 Heartland Trail, Ste 3000
Madison WI, 53717

Project: Madison Kipp Corporation - Madison, WI
Project Number: 372148
Project Manager: Andrew Stehn

DUP-01

A203005-05 (Water)

Date Sampled
07/20/2020 00:00

Pace Analytical - Madison

Polychlorinated Biphenyls by EPA Method 8082 — **Preparation Batch:A008131**

Analyte	Result	Limit of Detection	Limit of Quantitation	Units	Dilution	Prepared	Analyzed	Method	Qualifiers
PCB-1016	ND	0.0072	0.13	ug/L	1	08/04/2020	08/05/2020 04:07	EPA 8082A	
PCB-1221	ND	0.026	0.25	ug/L	1	08/04/2020	08/05/2020 04:07	EPA 8082A	
PCB-1232	ND	0.0042	0.13	ug/L	1	08/04/2020	08/05/2020 04:07	EPA 8082A	
PCB-1242	ND	0.013	0.13	ug/L	1	08/04/2020	08/05/2020 04:07	EPA 8082A	
PCB-1248	ND	0.011	0.13	ug/L	1	08/04/2020	08/05/2020 04:07	EPA 8082A	
PCB-1254	ND	0.010	0.13	ug/L	1	08/04/2020	08/05/2020 04:07	EPA 8082A	
PCB-1260	ND	0.012	0.13	ug/L	1	08/04/2020	08/05/2020 04:07	EPA 8082A	
Total PCBs	ND	0.026	0.25	ug/L	1	08/04/2020	08/05/2020 04:07	EPA 8082A	
Surrogate: Tetrachloro-meta-xylene			*86.9 %*	*64.9-137*		*08/04/2020*	*08/05/2020 04:07*	*EPA 8082A*	
Surrogate: Decachlorobiphenyl			*81.0 %*	*67.4-146*		*08/04/2020*	*08/05/2020 04:07*	*EPA 8082A*	

Pace Analytical-Green Bay, WI

SM 2540C — **Preparation Batch:WET 39487**

Analyte	Result	Limit of Detection	Limit of Quantitation	Units	Dilution	Prepared	Analyzed	Method	Qualifiers
Total Dissolved Solids	**1180**	8.7	20.0	mg/L	1	07/22/2020	07/22/2020 18:51	SM 2540C	

SM 2540D — **Preparation Batch:WET 39489**

Analyte	Result	Limit of Detection	Limit of Quantitation	Units	Dilution	Prepared	Analyzed	Method	Qualifiers
Total Suspended Solids	**1.8**	0.95	2.0	mg/L	1	07/23/2020	07/23/2020 06:06	SM 2540D	J

Pace Analytical®
ENVIRONMENTAL SCIENCES
MOBILE LAB SERVICES

2525 Advance Road
Madison, WI 53718
608.221.8700 Phone
608.221.4889 Fax

TRC Environmental Corporation, Inc.	Project: Madison Kipp Corporation - Madison, WI
708 Heartland Trail, Ste 3000	Project Number: 372148
Madison WI, 53717	Project Manager: Andrew Stehn

Polychlorinated Biphenyls by EPA Method 8082 - Quality Control

Pace Analytical - Madison

Analyte	Result	Limit of Quantitation	Units	Spike Level	Source Result	%REC	%REC Limits	RPD	RPD Limit	Notes
Batch A007169 - EPA 3511										
Matrix Spike (A007169-MS1)	**Source: A202914-01**			Prepared: 07/21/2020	Analyzed: 08/04/2020 02:02					
PCB-1016	11.4	0.13	ug/L	12.50	ND	90.8	60-140			
PCB-1260	10.5	0.13	ug/L	12.50	ND	83.7	60-140			
Surrogate: Tetrachloro-meta-xylene	*0.538*		*ug/L*	*0.7500*		*71.7*	*64.9-137*			
Surrogate: Decachlorobiphenyl	*0.506*		*ug/L*	*0.7500*		*67.5*	*67.4-146*			
Matrix Spike Dup (A007169-MSD1)	**Source: A202914-01**			Prepared: 07/21/2020	Analyzed: 08/04/2020 02:27					
PCB-1016	9.83	0.13	ug/L	12.50	ND	78.7	60-140	14.3	20	
PCB-1260	9.03	0.13	ug/L	12.50	ND	72.2	60-140	14.7	20	
Surrogate: Tetrachloro-meta-xylene	*0.430*		*ug/L*	*0.7500*		*57.3*	*64.9-137*			*S*
Surrogate: Decachlorobiphenyl	*0.375*		*ug/L*	*0.7500*		*50.0*	*67.4-146*			*S*
Batch A008131 - EPA 3511										
Blank (A008131-BLK1)				Prepared: 08/04/2020	Analyzed: 08/04/2020 19:46					
PCB-1016	ND	0.13	ug/L							
PCB-1221	ND	0.25	ug/L							
PCB-1232	ND	0.13	ug/L							
PCB-1242	ND	0.13	ug/L							
PCB-1248	ND	0.13	ug/L							
PCB-1254	ND	0.13	ug/L							
PCB-1260	ND	0.13	ug/L							
Total PCBs	ND	0.25	ug/L							
Surrogate: Tetrachloro-meta-xylene	*0.576*		*ug/L*	*0.7500*		*76.8*	*64.9-137*			
Surrogate: Decachlorobiphenyl	*0.483*		*ug/L*	*0.7500*		*64.4*	*67.4-146*			*S*
LCS (A008131-BS1)				Prepared: 08/04/2020	Analyzed: 08/04/2020 20:11					
PCB-1016	11.3	0.13	ug/L	12.50		90.8	69.9-149			
PCB-1260	10.6	0.13	ug/L	12.50		84.7	82.2-144			
Surrogate: Tetrachloro-meta-xylene	*0.614*		*ug/L*	*0.7500*		*81.8*	*64.9-137*			
Surrogate: Decachlorobiphenyl	*0.639*		*ug/L*	*0.7500*		*85.1*	*67.4-146*			
LCS Dup (A008131-BSD1)				Prepared: 08/04/2020	Analyzed: 08/04/2020 20:36					
PCB-1016	13.7	0.13	ug/L	12.50		109	69.9-149	18.5	20	
PCB-1260	12.9	0.13	ug/L	12.50		103	82.2-144	19.7	20	
Surrogate: Tetrachloro-meta-xylene	*0.736*		*ug/L*	*0.7500*		*98.1*	*64.9-137*			
Surrogate: Decachlorobiphenyl	*0.696*		*ug/L*	*0.7500*		*92.8*	*67.4-146*			

Pace Analytical®
ENVIRONMENTAL SCIENCES
MOBILE LAB SERVICES

2525 Advance Road
Madison, WI 53718
608.221.8700 Phone
608.221.4889 Fax

TRC Environmental Corporation, Inc.	Project: Madison Kipp Corporation - Madison, WI
708 Heartland Trail, Ste 3000	Project Number: 372148
Madison WI, 53717	Project Manager: Andrew Stehn

Notes and Definitions

S	Surrogate recovery was outside of laboratory control limits.
J	Estimated concentration above the adjusted method detection limit and below the adjusted reporting limit.
ND	Analyte NOT DETECTED at or above the reporting limit or limit of detection (if listed).
NR	Not Reported
dry	Sample results reported on a dry weight basis. Detection limits (if listed) and reporting limits have been adjusted for the solids content. If the word 'dry' does not appear after the units, results are reported on an as-is basis.
RPD	Relative Percent Difference

Detection limits (if listed) and reporting limits have been adjusted for dilutions, if reported.

Pace Analytical - ECCS Division
2525 Advance Road
Madison, WI 53718
608-221-8700 (phone)
608-221-4889 (fax)

CHAIN OF CUSTODY

No. 12592 Page: of:

Lab Work Order #: A203005

Project Number: 372148 PO Number: 149646
Project Name: Madison Kipp Sampling
Project Location (City, State): Madison, WI
Turn Around (check one): ☒ Normal ☐ Rush
If Rush, Report Due Date:
Sampled By (Print): Wesley Brager

Report To: A. Stehn
Company: TRC Env.
Address 1: 708 Heartland Tr.
Address 2:
E-mail Address: astehn@TRCcompanies.com

Invoice To:
Company:
Address 1:
Address 2:

Sample Description	Collection Date	Collection Time	Matrix	Total # of Containers	PCB	TDS	TSS				Comments	Lab ID	Lab Receipt Time
					Preservation Codes								
					Analyses Requested								
					A	A	A						
MW-4S	7/20/20	918	GW	4	X	X	X					01	
MW-4D	7/20/20	1345	GW	4	X	X	X					02	
MW-29S	7/20/20	1708	GW	4	X	X	X					03	
MW-29D	7/20/20	1611	GW	4	X	X	X				~~Client~~ the 500 mL ambers is labeled 29S. Has correct time of 16:11. MS 7/21/20	04	
DUP-01	7/20/20	-	GW	4	X	X	X					05	

Preservation Codes
A=None B=HCL C=H_2SO_4
D=HNO_3 E=EnCore F=Methanol
G=NaOH O=Other (Indicate)

Matrix Codes
A=Air S=Soil W=Water O=Other

Other Comments:

Relinquished By: Wesley Brager Date: 7/21/20 Time: 0900
Relinquished By: Date: Time:

Received By: Date: 7/21/20 Time: 12:55
Received By: Date: Time:

Custody Seal: ☒ NA ☐ Intact ☐ Not Intact
Shipped Via: Walk In
Receipt Temp: On Ice 2.8°C
Thermometer #/ Exp. Date: S/N160142274 Exp 12/19/20
Temp Blank: ☒ Y ☐ N

Rev. 12/15

Pace Analytical Services, LLC
1241 Bellevue Street - Suite 9
Green Bay, WI 54302
(920)469-2436

July 24, 2020

Jessica Esser
Pace Analytical Madison
2525 Advance Road
Madison, WI 53718

RE: Project: A203005 MADISON KIPP CORP.
Pace Project No.: 40211490

Dear Jessica Esser:

Enclosed are the analytical results for sample(s) received by the laboratory on July 22, 2020. The results relate only to the samples included in this report. Results reported herein conform to the applicable TNI/NELAC Standards and the laboratory's Quality Manual, where applicable, unless otherwise noted in the body of the report.

The test results provided in this final report were generated by each of the following laboratories within the Pace Network:

- Pace Analytical Services - Green Bay

If you have any questions concerning this report, please feel free to contact me.

Sincerely,

Dan Milewsky
dan.milewsky@pacelabs.com
(920)469-2436
Project Manager

Enclosures

Pace Analytical Services, LLC
1241 Bellevue Street - Suite 9
Green Bay, WI 54302
(920)469-2436

CERTIFICATIONS

Project: A203005 MADISON KIPP CORP.
Pace Project No.: 40211490

Pace Analytical Services Green Bay
1241 Bellevue Street, Green Bay, WI 54302
Florida/NELAP Certification #: E87948
Illinois Certification #: 200050
Kentucky UST Certification #: 82
Louisiana Certification #: 04168
Minnesota Certification #: 055-999-334
New York Certification #: 12064
North Dakota Certification #: R-150
Virginia VELAP ID: 460263
South Carolina Certification #: 83006001
Texas Certification #: T104704529-14-1
Wisconsin Certification #: 405132750
Wisconsin DATCP Certification #: 105-444
USDA Soil Permit #: P330-16-00157
Federal Fish & Wildlife Permit #: LE51774A-0

REPORT OF LABORATORY ANALYSIS

This report shall not be reproduced, except in full,
without the written consent of Pace Analytical Services, LLC.

Pace Analytical Services, LLC
1241 Bellevue Street - Suite 9
Green Bay, WI 54302
(920)469-2436

SAMPLE SUMMARY

Project: A203005 MADISON KIPP CORP.
Pace Project No.: 40211490

Lab ID	Sample ID	Matrix	Date Collected	Date Received
40211490001	**MW-45**	Water	07/20/20 09:18	07/22/20 08:40
40211490002	**MW-40**	Water	07/20/20 13:45	07/22/20 08:40
40211490003	**MW-29S**	Water	07/20/20 17:08	07/22/20 08:40
40211490004	**MW-29D**	Water	07/20/20 16:11	07/22/20 08:40
40211490005	**DUP-01**	Water	07/20/20 00:00	07/22/20 08:40

This report shall not be reproduced, except in full,
without the written consent of Pace Analytical Services, LLC.

Pace Analytical Services, LLC
1241 Bellevue Street - Suite 9
Green Bay, WI 54302
(920)469-2436

SAMPLE ANALYTE COUNT

Project: A203005 MADISON KIPP CORP.
Pace Project No.: 40211490

Lab ID	Sample ID	Method	Analysts	Analytes Reported
40211490001	**MW-45**	SM 2540C	HNT	1
		SM 2540D	JXM	1
40211490002	**MW-40**	SM 2540C	HNT	1
		SM 2540D	JXM	1
40211490003	**MW-29S**	SM 2540C	HNT	1
		SM 2540D	JXM	1
40211490004	**MW-29D**	SM 2540C	HNT	1
		SM 2540D	JXM	1
40211490005	**DUP-01**	SM 2540C	HNT	1
		SM 2540D	JXM	1

PASI-G = Pace Analytical Services - Green Bay

This report shall not be reproduced, except in full,
without the written consent of Pace Analytical Services, LLC.

Pace Analytical Services, LLC
1241 Bellevue Street - Suite 9
Green Bay, WI 54302
(920)469-2436

ANALYTICAL RESULTS

Project: A203005 MADISON KIPP CORP.
Pace Project No.: 40211490

Sample: MW-45 **Lab ID: 40211490001** Collected: 07/20/20 09:18 Received: 07/22/20 08:40 Matrix: Water

Parameters	Results	Units	LOQ	LOD	DF	Prepared	Analyzed	CAS No.	Qual
2540C Total Dissolved Solids	Analytical Method: SM 2540C Pace Analytical Services - Green Bay								
Total Dissolved Solids	**1990**	mg/L	20.0	8.7	1		07/22/20 18:50		
2540D Total Suspended Solids	Analytical Method: SM 2540D Pace Analytical Services - Green Bay								
Total Suspended Solids	**1.0J**	mg/L	2.0	0.95	1		07/23/20 06:05		

REPORT OF LABORATORY ANALYSIS

This report shall not be reproduced, except in full,
without the written consent of Pace Analytical Services, LLC.

Pace Analytical Services, LLC
1241 Bellevue Street - Suite 9
Green Bay, WI 54302
(920)469-2436

ANALYTICAL RESULTS

Project: A203005 MADISON KIPP CORP.
Pace Project No.: 40211490

Sample: MW-40 **Lab ID: 40211490002** Collected: 07/20/20 13:45 Received: 07/22/20 08:40 Matrix: Water

Parameters	Results	Units	LOQ	LOD	DF	Prepared	Analyzed	CAS No.	Qual
2540C Total Dissolved Solids	Analytical Method: SM 2540C Pace Analytical Services - Green Bay								
Total Dissolved Solids	**1260**	mg/L	20.0	8.7	1		07/22/20 18:50		
2540D Total Suspended Solids	Analytical Method: SM 2540D Pace Analytical Services - Green Bay								
Total Suspended Solids	**2.2**	mg/L	2.0	0.95	1		07/23/20 06:05		

REPORT OF LABORATORY ANALYSIS

This report shall not be reproduced, except in full,
without the written consent of Pace Analytical Services, LLC.

Pace Analytical Services, LLC
1241 Bellevue Street - Suite 9
Green Bay, WI 54302
(920)469-2436

ANALYTICAL RESULTS

Project: A203005 MADISON KIPP CORP.
Pace Project No.: 40211490

Sample: MW-29S **Lab ID: 40211490003** Collected: 07/20/20 17:08 Received: 07/22/20 08:40 Matrix: Water

Parameters	Results	Units	LOQ	LOD	DF	Prepared	Analyzed	CAS No.	Qual
2540C Total Dissolved Solids	Analytical Method: SM 2540C Pace Analytical Services - Green Bay								
Total Dissolved Solids	**734**	mg/L	20.0	8.7	1		07/22/20 18:50		
2540D Total Suspended Solids	Analytical Method: SM 2540D Pace Analytical Services - Green Bay								
Total Suspended Solids	**1.2J**	mg/L	2.0	0.95	1		07/23/20 06:05		

REPORT OF LABORATORY ANALYSIS

This report shall not be reproduced, except in full,
without the written consent of Pace Analytical Services, LLC.

Pace Analytical Services, LLC
1241 Bellevue Street - Suite 9
Green Bay, WI 54302
(920)469-2436

ANALYTICAL RESULTS

Project: A203005 MADISON KIPP CORP.
Pace Project No.: 40211490

Sample: MW-29D **Lab ID: 40211490004** Collected: 07/20/20 16:11 Received: 07/22/20 08:40 Matrix: Water

Parameters	Results	Units	LOQ	LOD	DF	Prepared	Analyzed	CAS No.	Qual
2540C Total Dissolved Solids	Analytical Method: SM 2540C Pace Analytical Services - Green Bay								
Total Dissolved Solids	**776**	mg/L	20.0	8.7	1		07/22/20 18:51		
2540D Total Suspended Solids	Analytical Method: SM 2540D Pace Analytical Services - Green Bay								
Total Suspended Solids	**2.6**	mg/L	2.0	0.95	1		07/23/20 06:05		

REPORT OF LABORATORY ANALYSIS

This report shall not be reproduced, except in full,
without the written consent of Pace Analytical Services, LLC.

Pace Analytical Services, LLC
1241 Bellevue Street - Suite 9
Green Bay, WI 54302
(920)469-2436

ANALYTICAL RESULTS

Project: A203005 MADISON KIPP CORP.
Pace Project No.: 40211490

Sample: DUP-01 **Lab ID: 40211490005** Collected: 07/20/20 00:00 Received: 07/22/20 08:40 Matrix: Water

Parameters	Results	Units	LOQ	LOD	DF	Prepared	Analyzed	CAS No.	Qual
2540C Total Dissolved Solids	Analytical Method: SM 2540C Pace Analytical Services - Green Bay								
Total Dissolved Solids	**1180**	mg/L	20.0	8.7	1		07/22/20 18:51		
2540D Total Suspended Solids	Analytical Method: SM 2540D Pace Analytical Services - Green Bay								
Total Suspended Solids	**1.8J**	mg/L	2.0	0.95	1		07/23/20 06:06		

REPORT OF LABORATORY ANALYSIS

This report shall not be reproduced, except in full,
without the written consent of Pace Analytical Services, LLC.

Pace Analytical Services, LLC
1241 Bellevue Street - Suite 9
Green Bay, WI 54302
(920)469-2436

QUALITY CONTROL DATA

Project: A203005 MADISON KIPP CORP.
Pace Project No.: 40211490

QC Batch: 360997 | Analysis Method: SM 2540C
QC Batch Method: SM 2540C | Analysis Description: 2540C Total Dissolved Solids
Laboratory: Pace Analytical Services - Green Bay
Associated Lab Samples: 40211490001, 40211490002, 40211490003, 40211490004, 40211490005

METHOD BLANK: 2087061 Matrix: Water
Associated Lab Samples: 40211490001, 40211490002, 40211490003, 40211490004, 40211490005

Parameter	Units	Blank Result	Reporting Limit	Analyzed	Qualifiers
Total Dissolved Solids	mg/L	<8.7	20.0	07/22/20 18:48	

LABORATORY CONTROL SAMPLE: 2087062

Parameter	Units	Spike Conc.	LCS Result	LCS % Rec	% Rec Limits	Qualifiers
Total Dissolved Solids	mg/L	584	560	96	80-120	

SAMPLE DUPLICATE: 2087063

Parameter	Units	40211490001 Result	Dup Result	RPD	Max RPD	Qualifiers
Total Dissolved Solids	mg/L	1990	1960	2	10	

SAMPLE DUPLICATE: 2087064

Parameter	Units	40211525001 Result	Dup Result	RPD	Max RPD	Qualifiers
Total Dissolved Solids	mg/L	330	340	3	10	

Results presented on this page are in the units indicated by the "Units" column except where an alternate unit is presented to the right of the result.

REPORT OF LABORATORY ANALYSIS

This report shall not be reproduced, except in full,
without the written consent of Pace Analytical Services, LLC.

Pace Analytical Services, LLC
1241 Bellevue Street - Suite 9
Green Bay, WI 54302
(920)469-2436

QUALITY CONTROL DATA

Project: A203005 MADISON KIPP CORP.
Pace Project No.: 40211490

QC Batch: 360999 | Analysis Method: SM 2540D
QC Batch Method: SM 2540D | Analysis Description: 2540D Total Suspended Solids
Laboratory: Pace Analytical Services - Green Bay
Associated Lab Samples: 40211490001, 40211490002, 40211490003, 40211490004, 40211490005

METHOD BLANK: 2087066 Matrix: Water
Associated Lab Samples: 40211490001, 40211490002, 40211490003, 40211490004, 40211490005

Parameter	Units	Blank Result	Reporting Limit	Analyzed	Qualifiers
Total Suspended Solids	mg/L	<0.48	1.0	07/23/20 06:05	

LABORATORY CONTROL SAMPLE: 2087067

Parameter	Units	Spike Conc.	LCS Result	LCS % Rec	% Rec Limits	Qualifiers
Total Suspended Solids	mg/L	100	114	114	80-120	

SAMPLE DUPLICATE: 2087068

Parameter	Units	10525450002 Result	Dup Result	RPD	Max RPD	Qualifiers
Total Suspended Solids	mg/L	4060	3970	2	10	

SAMPLE DUPLICATE: 2087069

Parameter	Units	40211519003 Result	Dup Result	RPD	Max RPD	Qualifiers
Total Suspended Solids	mg/L	132	132	0	10	

Results presented on this page are in the units indicated by the "Units" column except where an alternate unit is presented to the right of the result.

REPORT OF LABORATORY ANALYSIS

This report shall not be reproduced, except in full,
without the written consent of Pace Analytical Services, LLC.

Pace Analytical Services, LLC
1241 Bellevue Street - Suite 9
Green Bay, WI 54302
(920)469-2436

QUALIFIERS

Project: A203005 MADISON KIPP CORP.
Pace Project No.: 40211490

DEFINITIONS

DF - Dilution Factor, if reported, represents the factor applied to the reported data due to dilution of the sample aliquot.

ND - Not Detected at or above LOD.

J - Estimated concentration at or above the LOD and below the LOQ.

LOD - Limit of Detection adjusted for dilution factor, percent moisture, initial weight and final volume.

LOQ - Limit of Quantitation adjusted for dilution factor, percent moisture, initial weight and final volume.

S - Surrogate

1,2-Diphenylhydrazine decomposes to and cannot be separated from Azobenzene using Method 8270. The result for each analyte is a combined concentration.

Consistent with EPA guidelines, unrounded data are displayed and have been used to calculate % recovery and RPD values.

LCS(D) - Laboratory Control Sample (Duplicate)

MS(D) - Matrix Spike (Duplicate)

DUP - Sample Duplicate

RPD - Relative Percent Difference

NC - Not Calculable.

SG - Silica Gel - Clean-Up

U - Indicates the compound was analyzed for, but not detected at or above the adjusted LOD.

N-Nitrosodiphenylamine decomposes and cannot be separated from Diphenylamine using Method 8270. The result reported for each analyte is a combined concentration.

Pace Analytical is TNI accredited. Contact your Pace PM for the current list of accredited analytes.

TNI - The NELAC Institute.

This report shall not be reproduced, except in full,
without the written consent of Pace Analytical Services, LLC.

Pace Analytical Services, LLC
1241 Bellevue Street - Suite 9
Green Bay, WI 54302
(920)469-2436

QUALITY CONTROL DATA CROSS REFERENCE TABLE

Project: A203005 MADISON KIPP CORP.
Pace Project No.: 40211490

Lab ID	Sample ID	QC Batch Method	QC Batch	Analytical Method	Analytical Batch
40211490001	**MW-45**	SM 2540C	360997		
40211490002	**MW-40**	SM 2540C	360997		
40211490003	**MW-29S**	SM 2540C	360997		
40211490004	**MW-29D**	SM 2540C	360997		
40211490005	**DUP-01**	SM 2540C	360997		
40211490001	**MW-45**	SM 2540D	360999		
40211490002	**MW-40**	SM 2540D	360999		
40211490003	**MW-29S**	SM 2540D	360999		
40211490004	**MW-29D**	SM 2540D	360999		
40211490005	**DUP-01**	SM 2540D	360999		

This report shall not be reproduced, except in full,
without the written consent of Pace Analytical Services, LLC.

Pace Analytical®
ENVIRONMENTAL SCIENCES
MOBILE LAB SERVICES

SUBCONTRACT ORDER
Pace Analytical - Madison
A203005

40211490

SENDING LABORATORY:

Pace Analytical - Madison
2525 Advance Road
Madison, WI 53718
Phone: 608.221.8700
Fax: 608,221,4889
Project Manager: Jessica Esser

RECEIVING LABORATORY:

Pace Analytical
1241 Bellevue Street, Suite 9
Green Bay, WI 54302
Phone :(920) 469-2436
Fax: (920) 469-8827

Turn around Time: X Normal ____ Rush

Project Name: Madison Kipp Corporation - Madison, WI

			Laboratory ID	Comments
001	**Lab ID: A203005-01**	**Water**	**Sampled: 07/20/2020 09:18**	
	2540D - Suspended Solids			
	Subcontracted Analysis - Pace			Dissolved Solids, Total
	Containers Supplied:			
	14_1000mL Plastic Cool t 14_250mL Plastic Cool to			
002	**Lab ID: A203005-02**	**Water**	**Sampled: 07/20/2020 13:45**	
	2540D - Suspended Solids			
	Subcontracted Analysis - Pace			Dissolved Solids, Total
	Containers Supplied:			
	14_1000mL Plastic Cool t 14_250mL Plastic Cool to			
003	**Lab ID: A203005-03**	**Water**	**Sampled: 07/20/2020 17:08**	
	2540D - Suspended Solids			
	Subcontracted Analysis - Pace			Dissolved Solids, Total
	Containers Supplied:			
	14_1000mL Plastic Cool t 14_250mL Plastic Cool to			
004	**Lab ID: A203005-04**	**Water**	**Sampled: 07/20/2020 16:11**	
	2540D - Suspended Solids			
	Subcontracted Analysis - Pace			Dissolved Solids, Total
	Containers Supplied:			
	14_1000mL Plastic Cool t 14_250mL Plastic Cool to			
005	**Lab ID: A203005-05**	**Water**	**Sampled: 07/20/2020 00:00**	
	2540D - Suspended Solids			
	Subcontracted Analysis - Pace			Dissolved Solids, Total
	Containers Supplied:			
	14_1000mL Plastic Cool t 14_250mL Plastic Cool to			

Released By	Date	Received By	Date
[signature]	7/21/20		
CS Logistics	7-22-20 0840	Madison Z Rebuck Pace	7-22-20 0840

Pace Analytical Services, LLC
1241 Bellevue Street, Suite 9
Green Bay, WI 54302

Sample Preservation Receipt Form

Client Name: Pace Madison Project # 40211490

All containers needing preservation have been checked and noted below: □Yes □No ~~□N/A~~ Initial when completed: Date/ Time:

Lab Lot# of pH paper: Lab Std #ID of preservation (if pH adjusted):

	Glass								Plastic					Vials						Jars				General								
Pace Lab #	AG1U	BG1U	AG1H	AG4S	AG4U	AG5U	AG2S	BG3U	BP1U	BP3U	BP3B	BP3N	BP3S	VG9A	DG9T	VG9U	VG9H	VG9M	VG9D	JGFU	JG9U	WGFU	WPFU	SP5T	ZPLC	GN	VOA Vials (>6mm) *	H2SO4 pH ≤2	NaOH+Zn Act pH ≥9	NaOH pH ≥12	HNO3 pH ≤2	pH after adjusted	Volume (mL)
001									1	1																						2.5 / 5 / 10
002									1	1																						2.5 / 5 / 10
003									1	1																						2.5 / 5 / 10
004									1	1																						2.5 / 5 / 10
005									1	1																						2.5 / 5 / 10
006																																2.5 / 5 / 10
007																																2.5 / 5 / 10
008																																2.5 / 5 / 10
009																																2.5 / 5 / 10
010																																2.5 / 5 / 10
011																																2.5 / 5 / 10
012																																2.5 / 5 / 10
013																																2.5 / 5 / 10
014																																2.5 / 5 / 10
015																																2.5 / 5 / 10
016																																2.5 / 5 / 10
017																																2.5 / 5 / 10
018																																2.5 / 5 / 10
019																																2.5 / 5 / 10
020																																2.5 / 5 / 10

MCL 1-22-20

Exceptions to preservation check: VOA, Coliform, TOC, TOX, TOH, O&G, WI DRO, Phenolics, Other:_____ Headspace in VOA Vials (>6mm) : □Yes □No ~~□N/A~~ ***If yes look in headspace column**

AG1U	1 liter amber glass
BG1U	1 liter clear glass
AG1H	1 liter amber glass HCL
AG4S	125 mL amber glass H2SO4
AG4U	120 mL amber glass unpres
AG5U	100 mL amber glass unpres
AG2S	500 mL amber glass H2SO4
BG3U	250 mL clear glass unpres

BP1U	1 liter plastic unpres
BP3U	250 mL plastic unpres
BP3B	250 mL plastic NaOH
BP3N	250 mL plastic HNO3
BP3S	250 mL plastic H2SO4

VG9A	40 mL clear ascorbic
DG9T	40 mL amber Na Thio
VG9U	40 mL clear vial unpres
VG9H	40 mL clear vial HCL
VG9M	40 mL clear vial MeOH
VG9D	40 mL clear vial DI

JGFU	4 oz amber jar unpres
JG9U	9 oz amber jar unpres
WGFU	4 oz clear jar unpres
WPFU	4 oz plastic jar unpres
SP5T	120 mL plastic Na Thiosulfate
ZPLC	ziploc bag
GN	

F-GB-C-046-Rev.03 (11Feb2020) Sample Preservation Receipt Form

Page 25 of 26 A203005 FINAL 08 07 2020 1619

Pace Analytical® 1241 Bellevue Street, Green Bay, WI 54302	Document Name: Sample Condition Upon Receipt (SCUR)	Document Revised: 26Mar2020
	Document No.: ENV-FRM-GBAY-0014-Rev.00	Author: Pace Green Bay Quality Office

Sample Condition Upon Receipt Form (SCUR)

Project #:

WO# : 40211490

40211490

Client Name: Pace Madison

Courier: ☒ CS Logistics ☐ Fed Ex ☐ Speedee ☐ UPS ☐ Waltco ☐ Client ☐ Pace Other:

Tracking #: 1429.072120

Custody Seal on Cooler/Box Present: ☐ yes ☒ no Seals intact: ☐ yes ☐ no

Custody Seal on Samples Present: ☐ yes ☒ no Seals intact: ☐ yes ☐ no

Packing Material: ☒ Bubble Wrap ☐ Bubble Bags ☐ None ☐ Other

Thermometer Used SR - 99 MLR 7-22-20 **Type of Ice:** (Wet) Blue Dry None ☑ Samples on ice, cooling process has begun

Cooler Temperature Uncorr: 3.0 /Corr: 3.0

Temp Blank Present: ☑ yes ☐ no **Biological Tissue is Frozen:** ☐ yes ☐ no

Temp should be above freezing to 6°C.
Biota Samples may be received at ≤ 0°C if shipped on Dry Ice.

Person examining contents:
Date: 7-22-20 Initials: MLR

Labeled By Initials: SMW

Chain of Custody Present:	☒Yes ☐No ☐N/A	1.
Chain of Custody Filled Out: (i)	☐Yes ☒No ☐N/A	2. preservation, # containers MLR
Chain of Custody Relinquished:	☒Yes ☐No ☐N/A	3. no time MLR 7-22-20 7-22-20
Sampler Name & Signature on COC:	☐Yes ☐No ☒N/A	4. IRWC MLR 7-22-20
Samples Arrived within Hold Time:	☒Yes ☐No	5.
- VOA Samples frozen upon receipt	☐Yes ☐No	Date/Time:
Short Hold Time Analysis (<72hr):	☒Yes ☐No	6.
Rush Turn Around Time Requested:	☐Yes ☒No	7.
Sufficient Volume: For Analysis: ☒Yes ☐No MS/MSD: ☐Yes ☒No ☐N/A		8.
Correct Containers Used:	☒Yes ☐No	9.
-Pace Containers Used:	☐Yes ☒No ☐N/A	
-Pace IR Containers Used:	☒Yes ☐No ☐N/A	
Containers Intact:	☑Yes ☐No	10.
Filtered volume received for Dissolved tests	☐Yes ☐No ☒N/A	11.
Sample Labels match COC: -Includes date/time/ID/Analysis Matrix: W	☐Yes ☒No ☐N/A	12. Pace label IDs are secondary IDs on smaller labels: 001-MW-45, 002-MW-46D, MLR 7-22-20
Trip Blank Present:	☐Yes ☐No ☒N/A	13. 003-MW-29S, 004-MW-29D, 005-DUP-01 MLR 7-22-20
Trip Blank Custody Seals Present	☐Yes ☐No ☒N/A	
Pace Trip Blank Lot # (if purchased):		

Client Notification/ Resolution: If checked, see attached form for additional comments ☐

Person Contacted: Date/Time:

Comments/ Resolution: (i) secondary paperwork received in shipment requesting TSS+TDS MLR 7-22-20

PM Review is documented electronically in LIMs. By releasing the project, the PM acknowledges they have reviewed the sample logi

Pace Analytical®
ENVIRONMENTAL SCIENCES
MOBILE LAB SERVICES

2525 Advance Road
Madison, WI 53718
608.221.8700 Phone
608.221.4889 Fax

October 29, 2020

Andrew Stehn
TRC Environmental Corporation, Inc.
708 Heartland Trail, Ste 3000
Madison, WI 53717

RE: Madison Kipp Corporation - Madison, WI

Enclosed are the analytical results for the samples received by the laboratory on 10/15/2020.

The results in this report apply to the samples analyzed in accordance with the chain of custody document. These results are in compliance with the 2009 NELAC Standards and the appropriate agencies listed below, unless otherwise noted in the case narrative. This analytical report should be reproduced in its entirety.

If you have any questions concerning this report, please feel free to contact me.

Sincerely,

Molly Palzkill For Jessica Esser
Project Manager

Certification List			Expires
DODELAP	DOD ELAP Accreditation (A2LA)	3269.01	03/31/2021
ILEPA	Illinois Secondary NELAP Accreditation	004366	04/30/2021
KDHE	Kansas Secondary NELAP Accreditation	E-10384	04/30/2021
LELAP	Louisiana Primary NELAP Accreditation	04165	06/30/2021
NJDEP	New Jersey Secondary NELAP Accreditation	WI004	06/30/2021
TCEQ	Texas Secondary NELAP Accreditation	T104704504-16-7	11/30/2020
WDNR	Wisconsin Certification under NR 149	113289110	08/31/2021

Pace Analytical®
ENVIRONMENTAL SCIENCES
MOBILE LAB SERVICES

2525 Advance Road
Madison, WI 53718
608.221.8700 Phone
608.221.4889 Fax

TRC Environmental Corporation, Inc.
708 Heartland Trail, Ste 3000
Madison WI, 53717

Project: Madison Kipp Corporation - Madison, WI
Project Number: 372148 Ph. 2 Tsk 1
Project Manager: Andrew Stehn

ANALYTICAL REPORT FOR SAMPLES

Sample ID	Laboratory ID	Matrix	Date Sampled	Date Received
MP-13 (163-167)	A204226-01	Water	10/12/2020	10/15/2020
MP-13 (135-139)	A204226-02	Water	10/12/2020	10/15/2020
MP-13 (121-125)	A204226-03	Water	10/12/2020	10/15/2020
MP-13 (102-106)	A204226-04	Water	10/12/2020	10/15/2020
MP-13 (081-085)	A204226-05	Water	10/12/2020	10/15/2020
MP-13 (067-071)	A204226-06	Water	10/12/2020	10/15/2020
MP-13 (044-048)	A204226-07	Water	10/12/2020	10/15/2020
MP-15 (177-187)	A204226-08	Water	10/13/2020	10/15/2020
MP-15 (142-146)	A204226-09	Water	10/13/2020	10/15/2020
MP-15 (120-125)	A204226-10	Water	10/13/2020	10/15/2020
MP-15 (100-105)	A204226-11	Water	10/13/2020	10/15/2020
MP-15 (088-092)	A204226-12	Water	10/13/2020	10/15/2020
MP-14 (170-178)	A204226-13	Water	10/13/2020	10/15/2020
MP-14 (135-140)	A204226-14	Water	10/13/2020	10/15/2020
MP-14 (100-105)	A204226-15	Water	10/13/2020	10/15/2020
MP-16 (175-179)	A204226-16	Water	10/13/2020	10/15/2020
MP-16 (140-144)	A204226-17	Water	10/13/2020	10/15/2020
MP-16 (106-116)	A204226-18	Water	10/13/2020	10/15/2020
MW-25D2	A204226-19	Water	10/13/2020	10/15/2020
MW-25D	A204226-20	Water	10/13/2020	10/15/2020
MW-4S	A204226-21	Water	10/14/2020	10/15/2020
MW-4D	A204226-22	Water	10/14/2020	10/15/2020
MW-4D2	A204226-23	Water	10/14/2020	10/15/2020
MW-9D	A204226-24	Water	10/14/2020	10/15/2020
MW-9D2	A204226-25	Water	10/14/2020	10/15/2020
MW-27D	A204226-26	Water	10/14/2020	10/15/2020
MW-27D2	A204226-27	Water	10/14/2020	10/15/2020
Trip Blank	A204226-28	Water	10/14/2020	10/15/2020

Pace Analytical®
ENVIRONMENTAL SCIENCES
MOBILE LAB SERVICES

2525 Advance Road
Madison, WI 53718
608.221.8700 Phone
608.221.4889 Fax

TRC Environmental Corporation, Inc.	Project: Madison Kipp Corporation - Madison, WI
708 Heartland Trail, Ste 3000	Project Number: 372148 Ph. 2 Tsk 1
Madison WI, 53717	Project Manager: Andrew Stehn

CASE NARRATIVE

Sample Receipt Information:
28 samples were received on 10/15/2020. Samples were received in acceptable condition, with the exceptions noted below.

Samples A204226-21 and A204226-26 had discrepancies between the collection time on the chain of custody (COC) and the collection time on the container. Per the client, the COC collection time is correct.

TSS/TDS analysis was subcontracted to Pace Analytical in Green Bay, WI. Please see their appended report for quality control results.

Please see the COC document at the end of this report for additional information.

Pace Analytical®
ENVIRONMENTAL SCIENCES
MOBILE LAB SERVICES

2525 Advance Road
Madison, WI 53718
608.221.8700 Phone
608.221.4889 Fax

TRC Environmental Corporation, Inc.
708 Heartland Trail, Ste 3000
Madison WI, 53717

Project: Madison Kipp Corporation - Madison, WI
Project Number: 372148 Ph. 2 Tsk 1
Project Manager: Andrew Stehn

MP-13 (163-167)

A204226-01 (Water)

Date Sampled
10/12/2020 13:40

Pace Analytical-Green Bay, WI

EPA 8260 — **Preparation Batch:MSV 54509**

Analyte	Result	Limit of Detection	Limit of Quantitation	Units	Dilution	Prepared	Analyzed	Method	Qualifiers
1,1,1,2-Tetrachloroethane	ND	0.27	1.0	ug/L	1	10/20/2020	10/20/2020 01:42	EPA 8260	
1,1,1-Trichloroethane	ND	0.24	1.0	ug/L	1	10/20/2020	10/20/2020 01:42	EPA 8260	
1,1,2,2-Tetrachloroethane	ND	0.28	1.0	ug/L	1	10/20/2020	10/20/2020 01:42	EPA 8260	
1,1,2-Trichloroethane	ND	0.55	5.0	ug/L	1	10/20/2020	10/20/2020 01:42	EPA 8260	
1,1,2-Trichlorotrifluoroethane	ND	0.54	5.0	ug/L	1	10/20/2020	10/20/2020 01:42	EPA 8260	
1,1-Dichloroethane	ND	0.27	1.0	ug/L	1	10/20/2020	10/20/2020 01:42	EPA 8260	
1,1-Dichloroethene	ND	0.24	1.0	ug/L	1	10/20/2020	10/20/2020 01:42	EPA 8260	
1,1-Dichloropropene	ND	0.54	1.8	ug/L	1	10/20/2020	10/20/2020 01:42	EPA 8260	
1,2,3-Trichlorobenzene	ND	2.2	7.4	ug/L	1	10/20/2020	10/20/2020 01:42	EPA 8260	
1,2,3-Trichloropropane	ND	0.59	5.0	ug/L	1	10/20/2020	10/20/2020 01:42	EPA 8260	
1,2,4-Trichlorobenzene	ND	0.95	5.0	ug/L	1	10/20/2020	10/20/2020 01:42	EPA 8260	
1,2,4-Trimethylbenzene	ND	0.84	2.8	ug/L	1	10/20/2020	10/20/2020 01:42	EPA 8260	
1,2-Dibromo-3-chloropropane	ND	1.8	5.9	ug/L	1	10/20/2020	10/20/2020 01:42	EPA 8260	
1,2-Dibromoethane (EDB)	ND	0.83	2.8	ug/L	1	10/20/2020	10/20/2020 01:42	EPA 8260	
1,2-Dichlorobenzene	ND	0.71	2.4	ug/L	1	10/20/2020	10/20/2020 01:42	EPA 8260	
1,2-Dichloroethane	ND	0.28	1.0	ug/L	1	10/20/2020	10/20/2020 01:42	EPA 8260	
1,2-Dichloropropane	ND	0.28	1.0	ug/L	1	10/20/2020	10/20/2020 01:42	EPA 8260	
1,3,5-Trimethylbenzene	ND	0.87	2.9	ug/L	1	10/20/2020	10/20/2020 01:42	EPA 8260	
1,3-Dichlorobenzene	ND	0.63	2.1	ug/L	1	10/20/2020	10/20/2020 01:42	EPA 8260	
1,3-Dichloropropane	ND	0.83	2.8	ug/L	1	10/20/2020	10/20/2020 01:42	EPA 8260	
1,4-Dichlorobenzene	ND	0.94	3.1	ug/L	1	10/20/2020	10/20/2020 01:42	EPA 8260	
2,2-Dichloropropane	ND	2.3	7.6	ug/L	1	10/20/2020	10/20/2020 01:42	EPA 8260	
2-Butanone (MEK)	ND	2.9	20.0	ug/L	1	10/20/2020	10/20/2020 01:42	EPA 8260	
2-Chlorotoluene	ND	0.93	5.0	ug/L	1	10/20/2020	10/20/2020 01:42	EPA 8260	
2-Hexanone	ND	5.2	17.4	ug/L	1	10/20/2020	10/20/2020 01:42	EPA 8260	
4-Chlorotoluene	ND	0.76	2.5	ug/L	1	10/20/2020	10/20/2020 01:42	EPA 8260	
4-Methyl-2-pentanone (MIBK)	ND	4.6	15.5	ug/L	1	10/20/2020	10/20/2020 01:42	EPA 8260	
Acetone	ND	2.7	20.0	ug/L	1	10/20/2020	10/20/2020 01:42	EPA 8260	
Benzene	ND	0.25	1.0	ug/L	1	10/20/2020	10/20/2020 01:42	EPA 8260	
Bromobenzene	ND	0.24	1.0	ug/L	1	10/20/2020	10/20/2020 01:42	EPA 8260	
Bromochloromethane	ND	0.36	5.0	ug/L	1	10/20/2020	10/20/2020 01:42	EPA 8260	
Bromodichloromethane	ND	0.36	1.2	ug/L	1	10/20/2020	10/20/2020 01:42	EPA 8260	
Bromoform	ND	4.0	13.2	ug/L	1	10/20/2020	10/20/2020 01:42	EPA 8260	
Bromomethane	ND	0.97	5.0	ug/L	1	10/20/2020	10/20/2020 01:42	EPA 8260	
Carbon disulfide	ND	0.45	1.5	ug/L	1	10/20/2020	10/20/2020 01:42	EPA 8260	
Carbon tetrachloride	ND	1.1	3.6	ug/L	1	10/20/2020	10/20/2020 01:42	EPA 8260	
Chlorobenzene	ND	0.71	2.4	ug/L	1	10/20/2020	10/20/2020 01:42	EPA 8260	
Chloroethane	ND	1.3	5.0	ug/L	1	10/20/2020	10/20/2020 01:42	EPA 8260	
Chloroform	ND	1.3	5.0	ug/L	1	10/20/2020	10/20/2020 01:42	EPA 8260	
Chloromethane	ND	2.2	7.3	ug/L	1	10/20/2020	10/20/2020 01:42	EPA 8260	
cis-1,2-Dichloroethene	**15.3**	0.27	1.0	ug/L	1	10/20/2020	10/20/2020 01:42	EPA 8260	
cis-1,3-Dichloropropene	ND	3.6	12.1	ug/L	1	10/20/2020	10/20/2020 01:42	EPA 8260	
Dibromochloromethane	ND	2.6	8.7	ug/L	1	10/20/2020	10/20/2020 01:42	EPA 8260	

Pace Analytical®
ENVIRONMENTAL SCIENCES
MOBILE LAB SERVICES

2525 Advance Road
Madison, WI 53718
608.221.8700 Phone
608.221.4889 Fax

TRC Environmental Corporation, Inc.
708 Heartland Trail, Ste 3000
Madison WI, 53717

Project: Madison Kipp Corporation - Madison, WI
Project Number: 372148 Ph. 2 Tsk 1
Project Manager: Andrew Stehn

MP-13 (163-167)

A204226-01 (Water)

Date Sampled
10/12/2020 13:40

Pace Analytical-Green Bay, WI

EPA 8260 — **Preparation Batch:MSV 54509**

Analyte	Result	Limit of Detection	Limit of Quantitation	Units	Dilution	Prepared	Analyzed	Method	Qualifiers
Dibromomethane	ND	0.94	3.1	ug/L	1	10/20/2020	10/20/2020 01:42	EPA 8260	
Dichlorodifluoromethane	ND	0.50	5.0	ug/L	1	10/20/2020	10/20/2020 01:42	EPA 8260	
Diisopropyl ether	ND	1.9	6.3	ug/L	1	10/20/2020	10/20/2020 01:42	EPA 8260	
Ethylbenzene	ND	0.32	1.1	ug/L	1	10/20/2020	10/20/2020 01:42	EPA 8260	
Hexachloro-1,3-butadiene	ND	1.5	4.9	ug/L	1	10/20/2020	10/20/2020 01:42	EPA 8260	
Isopropylbenzene (Cumene)	ND	1.7	5.6	ug/L	1	10/20/2020	10/20/2020 01:42	EPA 8260	
m&p-Xylene	ND	0.47	2.0	ug/L	1	10/20/2020	10/20/2020 01:42	EPA 8260	
Methylene Chloride	ND	0.58	5.0	ug/L	1	10/20/2020	10/20/2020 01:42	EPA 8260	
Methyl-tert-butyl ether	ND	1.2	4.2	ug/L	1	10/20/2020	10/20/2020 01:42	EPA 8260	
Naphthalene	ND	1.2	5.0	ug/L	1	10/20/2020	10/20/2020 01:42	EPA 8260	
n-Butylbenzene	ND	0.71	2.4	ug/L	1	10/20/2020	10/20/2020 01:42	EPA 8260	
n-Hexane	ND	1.7	5.7	ug/L	1	10/20/2020	10/20/2020 01:42	EPA 8260	
n-Propylbenzene	ND	0.81	5.0	ug/L	1	10/20/2020	10/20/2020 01:42	EPA 8260	
o-Xylene	ND	0.26	1.0	ug/L	1	10/20/2020	10/20/2020 01:42	EPA 8260	
p-Isopropyltoluene	ND	0.80	2.7	ug/L	1	10/20/2020	10/20/2020 01:42	EPA 8260	
sec-Butylbenzene	ND	0.85	5.0	ug/L	1	10/20/2020	10/20/2020 01:42	EPA 8260	
Styrene	ND	3.0	10.0	ug/L	1	10/20/2020	10/20/2020 01:42	EPA 8260	
tert-Butylbenzene	ND	0.30	1.0	ug/L	1	10/20/2020	10/20/2020 01:42	EPA 8260	
Tetrachloroethene	**79.1**	0.33	1.1	ug/L	1	10/20/2020	10/20/2020 01:42	EPA 8260	
Tetrahydrofuran	ND	2.3	20.0	ug/L	1	10/20/2020	10/20/2020 01:42	EPA 8260	
Toluene	ND	0.27	1.0	ug/L	1	10/20/2020	10/20/2020 01:42	EPA 8260	
trans-1,2-Dichloroethene	ND	0.46	1.5	ug/L	1	10/20/2020	10/20/2020 01:42	EPA 8260	
trans-1,3-Dichloropropene	ND	4.4	14.6	ug/L	1	10/20/2020	10/20/2020 01:42	EPA 8260	
Trichloroethene	**8.0**	0.26	1.0	ug/L	1	10/20/2020	10/20/2020 01:42	EPA 8260	
Trichlorofluoromethane	ND	0.21	1.0	ug/L	1	10/20/2020	10/20/2020 01:42	EPA 8260	
Vinyl chloride	ND	0.17	1.0	ug/L	1	10/20/2020	10/20/2020 01:42	EPA 8260	
Xylene (Total)	ND	1.5	3.0	ug/L	1	10/20/2020	10/20/2020 01:42	EPA 8260	

Pace Analytical®
ENVIRONMENTAL SCIENCES
MOBILE LAB SERVICES

2525 Advance Road
Madison, WI 53718
608.221.8700 Phone
608.221.4889 Fax

TRC Environmental Corporation, Inc.
708 Heartland Trail, Ste 3000
Madison WI, 53717

Project: Madison Kipp Corporation - Madison, WI
Project Number: 372148 Ph. 2 Tsk 1
Project Manager: Andrew Stehn

MP-13 (135-139)

A204226-02 (Water)

Date Sampled
10/12/2020 14:10

Pace Analytical-Green Bay, WI

EPA 8260 — **Preparation Batch:MSV 54509**

Analyte	Result	Limit of Detection	Limit of Quantitation	Units	Dilution	Prepared	Analyzed	Method	Qualifiers
1,1,1,2-Tetrachloroethane	ND	0.27	1.0	ug/L	1	10/20/2020	10/20/2020 02:09	EPA 8260	
1,1,1-Trichloroethane	ND	0.24	1.0	ug/L	1	10/20/2020	10/20/2020 02:09	EPA 8260	
1,1,2,2-Tetrachloroethane	ND	0.28	1.0	ug/L	1	10/20/2020	10/20/2020 02:09	EPA 8260	
1,1,2-Trichloroethane	ND	0.55	5.0	ug/L	1	10/20/2020	10/20/2020 02:09	EPA 8260	
1,1,2-Trichlorotrifluoroethane	ND	0.54	5.0	ug/L	1	10/20/2020	10/20/2020 02:09	EPA 8260	
1,1-Dichloroethane	ND	0.27	1.0	ug/L	1	10/20/2020	10/20/2020 02:09	EPA 8260	
1,1-Dichloroethene	ND	0.24	1.0	ug/L	1	10/20/2020	10/20/2020 02:09	EPA 8260	
1,1-Dichloropropene	ND	0.54	1.8	ug/L	1	10/20/2020	10/20/2020 02:09	EPA 8260	
1,2,3-Trichlorobenzene	ND	2.2	7.4	ug/L	1	10/20/2020	10/20/2020 02:09	EPA 8260	
1,2,3-Trichloropropane	ND	0.59	5.0	ug/L	1	10/20/2020	10/20/2020 02:09	EPA 8260	
1,2,4-Trichlorobenzene	ND	0.95	5.0	ug/L	1	10/20/2020	10/20/2020 02:09	EPA 8260	
1,2,4-Trimethylbenzene	ND	0.84	2.8	ug/L	1	10/20/2020	10/20/2020 02:09	EPA 8260	
1,2-Dibromo-3-chloropropane	ND	1.8	5.9	ug/L	1	10/20/2020	10/20/2020 02:09	EPA 8260	
1,2-Dibromoethane (EDB)	ND	0.83	2.8	ug/L	1	10/20/2020	10/20/2020 02:09	EPA 8260	
1,2-Dichlorobenzene	ND	0.71	2.4	ug/L	1	10/20/2020	10/20/2020 02:09	EPA 8260	
1,2-Dichloroethane	ND	0.28	1.0	ug/L	1	10/20/2020	10/20/2020 02:09	EPA 8260	
1,2-Dichloropropane	ND	0.28	1.0	ug/L	1	10/20/2020	10/20/2020 02:09	EPA 8260	
1,3,5-Trimethylbenzene	ND	0.87	2.9	ug/L	1	10/20/2020	10/20/2020 02:09	EPA 8260	
1,3-Dichlorobenzene	ND	0.63	2.1	ug/L	1	10/20/2020	10/20/2020 02:09	EPA 8260	
1,3-Dichloropropane	ND	0.83	2.8	ug/L	1	10/20/2020	10/20/2020 02:09	EPA 8260	
1,4-Dichlorobenzene	ND	0.94	3.1	ug/L	1	10/20/2020	10/20/2020 02:09	EPA 8260	
2,2-Dichloropropane	ND	2.3	7.6	ug/L	1	10/20/2020	10/20/2020 02:09	EPA 8260	
2-Butanone (MEK)	ND	2.9	20.0	ug/L	1	10/20/2020	10/20/2020 02:09	EPA 8260	
2-Chlorotoluene	ND	0.93	5.0	ug/L	1	10/20/2020	10/20/2020 02:09	EPA 8260	
2-Hexanone	ND	5.2	17.4	ug/L	1	10/20/2020	10/20/2020 02:09	EPA 8260	
4-Chlorotoluene	ND	0.76	2.5	ug/L	1	10/20/2020	10/20/2020 02:09	EPA 8260	
4-Methyl-2-pentanone (MIBK)	ND	4.6	15.5	ug/L	1	10/20/2020	10/20/2020 02:09	EPA 8260	
Acetone	ND	2.7	20.0	ug/L	1	10/20/2020	10/20/2020 02:09	EPA 8260	
Benzene	ND	0.25	1.0	ug/L	1	10/20/2020	10/20/2020 02:09	EPA 8260	
Bromobenzene	ND	0.24	1.0	ug/L	1	10/20/2020	10/20/2020 02:09	EPA 8260	
Bromochloromethane	ND	0.36	5.0	ug/L	1	10/20/2020	10/20/2020 02:09	EPA 8260	
Bromodichloromethane	ND	0.36	1.2	ug/L	1	10/20/2020	10/20/2020 02:09	EPA 8260	
Bromoform	ND	4.0	13.2	ug/L	1	10/20/2020	10/20/2020 02:09	EPA 8260	
Bromomethane	ND	0.97	5.0	ug/L	1	10/20/2020	10/20/2020 02:09	EPA 8260	
Carbon disulfide	ND	0.45	1.5	ug/L	1	10/20/2020	10/20/2020 02:09	EPA 8260	
Carbon tetrachloride	ND	1.1	3.6	ug/L	1	10/20/2020	10/20/2020 02:09	EPA 8260	
Chlorobenzene	ND	0.71	2.4	ug/L	1	10/20/2020	10/20/2020 02:09	EPA 8260	
Chloroethane	ND	1.3	5.0	ug/L	1	10/20/2020	10/20/2020 02:09	EPA 8260	
Chloroform	ND	1.3	5.0	ug/L	1	10/20/2020	10/20/2020 02:09	EPA 8260	
Chloromethane	ND	2.2	7.3	ug/L	1	10/20/2020	10/20/2020 02:09	EPA 8260	
cis-1,2-Dichloroethene	**97.6**	0.27	1.0	ug/L	1	10/20/2020	10/20/2020 02:09	EPA 8260	
cis-1,3-Dichloropropene	ND	3.6	12.1	ug/L	1	10/20/2020	10/20/2020 02:09	EPA 8260	
Dibromochloromethane	ND	2.6	8.7	ug/L	1	10/20/2020	10/20/2020 02:09	EPA 8260	

Pace Analytical®
ENVIRONMENTAL SCIENCES
MOBILE LAB SERVICES

2525 Advance Road
Madison, WI 53718
608.221.8700 Phone
608.221.4889 Fax

TRC Environmental Corporation, Inc.
708 Heartland Trail, Ste 3000
Madison WI, 53717

Project: Madison Kipp Corporation - Madison, WI
Project Number: 372148 Ph. 2 Tsk 1
Project Manager: Andrew Stehn

MP-13 (135-139)

A204226-02 (Water)

Date Sampled
10/12/2020 14:10

Pace Analytical-Green Bay, WI

EPA 8260 — **Preparation Batch:MSV 54509**

Analyte	Result	Limit of Detection	Limit of Quantitation	Units	Dilution	Prepared	Analyzed	Method	Qualifiers
Dibromomethane	ND	0.94	3.1	ug/L	1	10/20/2020	10/20/2020 02:09	EPA 8260	
Dichlorodifluoromethane	ND	0.50	5.0	ug/L	1	10/20/2020	10/20/2020 02:09	EPA 8260	
Diisopropyl ether	ND	1.9	6.3	ug/L	1	10/20/2020	10/20/2020 02:09	EPA 8260	
Ethylbenzene	ND	0.32	1.1	ug/L	1	10/20/2020	10/20/2020 02:09	EPA 8260	
Hexachloro-1,3-butadiene	ND	1.5	4.9	ug/L	1	10/20/2020	10/20/2020 02:09	EPA 8260	
Isopropylbenzene (Cumene)	ND	1.7	5.6	ug/L	1	10/20/2020	10/20/2020 02:09	EPA 8260	
m&p-Xylene	ND	0.47	2.0	ug/L	1	10/20/2020	10/20/2020 02:09	EPA 8260	
Methylene Chloride	ND	0.58	5.0	ug/L	1	10/20/2020	10/20/2020 02:09	EPA 8260	
Methyl-tert-butyl ether	ND	1.2	4.2	ug/L	1	10/20/2020	10/20/2020 02:09	EPA 8260	
Naphthalene	ND	1.2	5.0	ug/L	1	10/20/2020	10/20/2020 02:09	EPA 8260	
n-Butylbenzene	ND	0.71	2.4	ug/L	1	10/20/2020	10/20/2020 02:09	EPA 8260	
n-Hexane	ND	1.7	5.7	ug/L	1	10/20/2020	10/20/2020 02:09	EPA 8260	
n-Propylbenzene	ND	0.81	5.0	ug/L	1	10/20/2020	10/20/2020 02:09	EPA 8260	
o-Xylene	ND	0.26	1.0	ug/L	1	10/20/2020	10/20/2020 02:09	EPA 8260	
p-Isopropyltoluene	ND	0.80	2.7	ug/L	1	10/20/2020	10/20/2020 02:09	EPA 8260	
sec-Butylbenzene	ND	0.85	5.0	ug/L	1	10/20/2020	10/20/2020 02:09	EPA 8260	
Styrene	ND	3.0	10.0	ug/L	1	10/20/2020	10/20/2020 02:09	EPA 8260	
tert-Butylbenzene	ND	0.30	1.0	ug/L	1	10/20/2020	10/20/2020 02:09	EPA 8260	
Tetrachloroethene	**2540**	13.1	43.5	ug/L	40	10/20/2020	10/20/2020 12:42	EPA 8260	
Tetrahydrofuran	ND	2.3	20.0	ug/L	1	10/20/2020	10/20/2020 02:09	EPA 8260	
Toluene	ND	0.27	1.0	ug/L	1	10/20/2020	10/20/2020 02:09	EPA 8260	
trans-1,2-Dichloroethene	**1.3**	0.46	1.5	ug/L	1	10/20/2020	10/20/2020 02:09	EPA 8260	J
trans-1,3-Dichloropropene	ND	4.4	14.6	ug/L	1	10/20/2020	10/20/2020 02:09	EPA 8260	
Trichloroethene	**147**	0.26	1.0	ug/L	1	10/20/2020	10/20/2020 02:09	EPA 8260	
Trichlorofluoromethane	ND	0.21	1.0	ug/L	1	10/20/2020	10/20/2020 02:09	EPA 8260	
Vinyl chloride	**0.25**	0.17	1.0	ug/L	1	10/20/2020	10/20/2020 02:09	EPA 8260	J
Xylene (Total)	ND	1.5	3.0	ug/L	1	10/20/2020	10/20/2020 02:09	EPA 8260	

Pace Analytical®
ENVIRONMENTAL SCIENCES
MOBILE LAB SERVICES

2525 Advance Road
Madison, WI 53718
608.221.8700 Phone
608.221.4889 Fax

TRC Environmental Corporation, Inc.
708 Heartland Trail, Ste 3000
Madison WI, 53717

Project: Madison Kipp Corporation - Madison, WI
Project Number: 372148 Ph. 2 Tsk 1
Project Manager: Andrew Stehn

MP-13 (121-125)

A204226-03 (Water)

Date Sampled
10/12/2020 14:40

Pace Analytical-Green Bay, WI

EPA 8260 — **Preparation Batch:MSV 54509**

Analyte	Result	Limit of Detection	Limit of Quantitation	Units	Dilution	Prepared	Analyzed	Method	Qualifiers
1,1,1,2-Tetrachloroethane	ND	0.27	1.0	ug/L	1	10/20/2020	10/20/2020 02:35	EPA 8260	
1,1,1-Trichloroethane	ND	0.24	1.0	ug/L	1	10/20/2020	10/20/2020 02:35	EPA 8260	
1,1,2,2-Tetrachloroethane	ND	0.28	1.0	ug/L	1	10/20/2020	10/20/2020 02:35	EPA 8260	
1,1,2-Trichloroethane	ND	0.55	5.0	ug/L	1	10/20/2020	10/20/2020 02:35	EPA 8260	
1,1,2-Trichlorotrifluoroethane	ND	0.54	5.0	ug/L	1	10/20/2020	10/20/2020 02:35	EPA 8260	
1,1-Dichloroethane	ND	0.27	1.0	ug/L	1	10/20/2020	10/20/2020 02:35	EPA 8260	
1,1-Dichloroethene	ND	0.24	1.0	ug/L	1	10/20/2020	10/20/2020 02:35	EPA 8260	
1,1-Dichloropropene	ND	0.54	1.8	ug/L	1	10/20/2020	10/20/2020 02:35	EPA 8260	
1,2,3-Trichlorobenzene	ND	2.2	7.4	ug/L	1	10/20/2020	10/20/2020 02:35	EPA 8260	
1,2,3-Trichloropropane	ND	0.59	5.0	ug/L	1	10/20/2020	10/20/2020 02:35	EPA 8260	
1,2,4-Trichlorobenzene	ND	0.95	5.0	ug/L	1	10/20/2020	10/20/2020 02:35	EPA 8260	
1,2,4-Trimethylbenzene	ND	0.84	2.8	ug/L	1	10/20/2020	10/20/2020 02:35	EPA 8260	
1,2-Dibromo-3-chloropropane	ND	1.8	5.9	ug/L	1	10/20/2020	10/20/2020 02:35	EPA 8260	
1,2-Dibromoethane (EDB)	ND	0.83	2.8	ug/L	1	10/20/2020	10/20/2020 02:35	EPA 8260	
1,2-Dichlorobenzene	ND	0.71	2.4	ug/L	1	10/20/2020	10/20/2020 02:35	EPA 8260	
1,2-Dichloroethane	**0.74**	0.28	1.0	ug/L	1	10/20/2020	10/20/2020 02:35	EPA 8260	J
1,2-Dichloropropane	ND	0.28	1.0	ug/L	1	10/20/2020	10/20/2020 02:35	EPA 8260	
1,3,5-Trimethylbenzene	ND	0.87	2.9	ug/L	1	10/20/2020	10/20/2020 02:35	EPA 8260	
1,3-Dichlorobenzene	ND	0.63	2.1	ug/L	1	10/20/2020	10/20/2020 02:35	EPA 8260	
1,3-Dichloropropane	ND	0.83	2.8	ug/L	1	10/20/2020	10/20/2020 02:35	EPA 8260	
1,4-Dichlorobenzene	ND	0.94	3.1	ug/L	1	10/20/2020	10/20/2020 02:35	EPA 8260	
2,2-Dichloropropane	ND	2.3	7.6	ug/L	1	10/20/2020	10/20/2020 02:35	EPA 8260	
2-Butanone (MEK)	ND	2.9	20.0	ug/L	1	10/20/2020	10/20/2020 02:35	EPA 8260	
2-Chlorotoluene	ND	0.93	5.0	ug/L	1	10/20/2020	10/20/2020 02:35	EPA 8260	
2-Hexanone	ND	5.2	17.4	ug/L	1	10/20/2020	10/20/2020 02:35	EPA 8260	
4-Chlorotoluene	ND	0.76	2.5	ug/L	1	10/20/2020	10/20/2020 02:35	EPA 8260	
4-Methyl-2-pentanone (MIBK)	ND	4.6	15.5	ug/L	1	10/20/2020	10/20/2020 02:35	EPA 8260	
Acetone	ND	2.7	20.0	ug/L	1	10/20/2020	10/20/2020 02:35	EPA 8260	
Benzene	ND	0.25	1.0	ug/L	1	10/20/2020	10/20/2020 02:35	EPA 8260	
Bromobenzene	ND	0.24	1.0	ug/L	1	10/20/2020	10/20/2020 02:35	EPA 8260	
Bromochloromethane	ND	0.36	5.0	ug/L	1	10/20/2020	10/20/2020 02:35	EPA 8260	
Bromodichloromethane	ND	0.36	1.2	ug/L	1	10/20/2020	10/20/2020 02:35	EPA 8260	
Bromoform	ND	4.0	13.2	ug/L	1	10/20/2020	10/20/2020 02:35	EPA 8260	
Bromomethane	ND	0.97	5.0	ug/L	1	10/20/2020	10/20/2020 02:35	EPA 8260	
Carbon disulfide	ND	0.45	1.5	ug/L	1	10/20/2020	10/20/2020 02:35	EPA 8260	
Carbon tetrachloride	ND	1.1	3.6	ug/L	1	10/20/2020	10/20/2020 02:35	EPA 8260	
Chlorobenzene	ND	0.71	2.4	ug/L	1	10/20/2020	10/20/2020 02:35	EPA 8260	
Chloroethane	ND	1.3	5.0	ug/L	1	10/20/2020	10/20/2020 02:35	EPA 8260	
Chloroform	ND	1.3	5.0	ug/L	1	10/20/2020	10/20/2020 02:35	EPA 8260	
Chloromethane	ND	2.2	7.3	ug/L	1	10/20/2020	10/20/2020 02:35	EPA 8260	
cis-1,2-Dichloroethene	**40.2**	0.27	1.0	ug/L	1	10/20/2020	10/20/2020 02:35	EPA 8260	
cis-1,3-Dichloropropene	ND	3.6	12.1	ug/L	1	10/20/2020	10/20/2020 02:35	EPA 8260	
Dibromochloromethane	ND	2.6	8.7	ug/L	1	10/20/2020	10/20/2020 02:35	EPA 8260	

Pace Analytical®
ENVIRONMENTAL SCIENCES
MOBILE LAB SERVICES

2525 Advance Road
Madison, WI 53718
608.221.8700 Phone
608.221.4889 Fax

TRC Environmental Corporation, Inc.
708 Heartland Trail, Ste 3000
Madison WI, 53717

Project: Madison Kipp Corporation - Madison, WI
Project Number: 372148 Ph. 2 Tsk 1
Project Manager: Andrew Stehn

MP-13 (121-125)

A204226-03 (Water)

Date Sampled
10/12/2020 14:40

Pace Analytical-Green Bay, WI

EPA 8260 — **Preparation Batch:MSV 54509**

Analyte	Result	Limit of Detection	Limit of Quantitation	Units	Dilution	Prepared	Analyzed	Method	Qualifiers
Dibromomethane	ND	0.94	3.1	ug/L	1	10/20/2020	10/20/2020 02:35	EPA 8260	
Dichlorodifluoromethane	ND	0.50	5.0	ug/L	1	10/20/2020	10/20/2020 02:35	EPA 8260	
Diisopropyl ether	ND	1.9	6.3	ug/L	1	10/20/2020	10/20/2020 02:35	EPA 8260	
Ethylbenzene	ND	0.32	1.1	ug/L	1	10/20/2020	10/20/2020 02:35	EPA 8260	
Hexachloro-1,3-butadiene	ND	1.5	4.9	ug/L	1	10/20/2020	10/20/2020 02:35	EPA 8260	
Isopropylbenzene (Cumene)	ND	1.7	5.6	ug/L	1	10/20/2020	10/20/2020 02:35	EPA 8260	
m&p-Xylene	ND	0.47	2.0	ug/L	1	10/20/2020	10/20/2020 02:35	EPA 8260	
Methylene Chloride	ND	0.58	5.0	ug/L	1	10/20/2020	10/20/2020 02:35	EPA 8260	
Methyl-tert-butyl ether	ND	1.2	4.2	ug/L	1	10/20/2020	10/20/2020 02:35	EPA 8260	
Naphthalene	ND	1.2	5.0	ug/L	1	10/20/2020	10/20/2020 02:35	EPA 8260	
n-Butylbenzene	ND	0.71	2.4	ug/L	1	10/20/2020	10/20/2020 02:35	EPA 8260	
n-Hexane	ND	1.7	5.7	ug/L	1	10/20/2020	10/20/2020 02:35	EPA 8260	
n-Propylbenzene	ND	0.81	5.0	ug/L	1	10/20/2020	10/20/2020 02:35	EPA 8260	
o-Xylene	ND	0.26	1.0	ug/L	1	10/20/2020	10/20/2020 02:35	EPA 8260	
p-Isopropyltoluene	ND	0.80	2.7	ug/L	1	10/20/2020	10/20/2020 02:35	EPA 8260	
sec-Butylbenzene	ND	0.85	5.0	ug/L	1	10/20/2020	10/20/2020 02:35	EPA 8260	
Styrene	ND	3.0	10.0	ug/L	1	10/20/2020	10/20/2020 02:35	EPA 8260	
tert-Butylbenzene	ND	0.30	1.0	ug/L	1	10/20/2020	10/20/2020 02:35	EPA 8260	
Tetrachloroethene	**602**	3.3	10.9	ug/L	10	10/20/2020	10/20/2020 13:09	EPA 8260	
Tetrahydrofuran	ND	2.3	20.0	ug/L	1	10/20/2020	10/20/2020 02:35	EPA 8260	
Toluene	ND	0.27	1.0	ug/L	1	10/20/2020	10/20/2020 02:35	EPA 8260	
trans-1,2-Dichloroethene	**0.71**	0.46	1.5	ug/L	1	10/20/2020	10/20/2020 02:35	EPA 8260	J
trans-1,3-Dichloropropene	ND	4.4	14.6	ug/L	1	10/20/2020	10/20/2020 02:35	EPA 8260	
Trichloroethene	**55.0**	0.26	1.0	ug/L	1	10/20/2020	10/20/2020 02:35	EPA 8260	
Trichlorofluoromethane	ND	0.21	1.0	ug/L	1	10/20/2020	10/20/2020 02:35	EPA 8260	
Vinyl chloride	ND	0.17	1.0	ug/L	1	10/20/2020	10/20/2020 02:35	EPA 8260	
Xylene (Total)	ND	1.5	3.0	ug/L	1	10/20/2020	10/20/2020 02:35	EPA 8260	

Pace Analytical®
ENVIRONMENTAL SCIENCES
MOBILE LAB SERVICES

2525 Advance Road
Madison, WI 53718
608.221.8700 Phone
608.221.4889 Fax

TRC Environmental Corporation, Inc.
708 Heartland Trail, Ste 3000
Madison WI, 53717

Project: Madison Kipp Corporation - Madison, WI
Project Number: 372148 Ph. 2 Tsk 1
Project Manager: Andrew Stehn

MP-13 (102-106)

A204226-04 (Water)

Date Sampled
10/12/2020 15:10

Pace Analytical-Green Bay, WI

EPA 8260 — **Preparation Batch:MSV 54509**

Analyte	Result	Limit of Detection	Limit of Quantitation	Units	Dilution	Prepared	Analyzed	Method	Qualifiers
1,1,1,2-Tetrachloroethane	ND	0.27	1.0	ug/L	1	10/20/2020	10/20/2020 03:02	EPA 8260	
1,1,1-Trichloroethane	ND	0.24	1.0	ug/L	1	10/20/2020	10/20/2020 03:02	EPA 8260	
1,1,2,2-Tetrachloroethane	ND	0.28	1.0	ug/L	1	10/20/2020	10/20/2020 03:02	EPA 8260	
1,1,2-Trichloroethane	ND	0.55	5.0	ug/L	1	10/20/2020	10/20/2020 03:02	EPA 8260	
1,1,2-Trichlorotrifluoroethane	ND	0.54	5.0	ug/L	1	10/20/2020	10/20/2020 03:02	EPA 8260	
1,1-Dichloroethane	ND	0.27	1.0	ug/L	1	10/20/2020	10/20/2020 03:02	EPA 8260	
1,1-Dichloroethene	ND	0.24	1.0	ug/L	1	10/20/2020	10/20/2020 03:02	EPA 8260	
1,1-Dichloropropene	ND	0.54	1.8	ug/L	1	10/20/2020	10/20/2020 03:02	EPA 8260	
1,2,3-Trichlorobenzene	ND	2.2	7.4	ug/L	1	10/20/2020	10/20/2020 03:02	EPA 8260	
1,2,3-Trichloropropane	ND	0.59	5.0	ug/L	1	10/20/2020	10/20/2020 03:02	EPA 8260	
1,2,4-Trichlorobenzene	ND	0.95	5.0	ug/L	1	10/20/2020	10/20/2020 03:02	EPA 8260	
1,2,4-Trimethylbenzene	ND	0.84	2.8	ug/L	1	10/20/2020	10/20/2020 03:02	EPA 8260	
1,2-Dibromo-3-chloropropane	ND	1.8	5.9	ug/L	1	10/20/2020	10/20/2020 03:02	EPA 8260	
1,2-Dibromoethane (EDB)	ND	0.83	2.8	ug/L	1	10/20/2020	10/20/2020 03:02	EPA 8260	
1,2-Dichlorobenzene	ND	0.71	2.4	ug/L	1	10/20/2020	10/20/2020 03:02	EPA 8260	
1,2-Dichloroethane	**0.65**	0.28	1.0	ug/L	1	10/20/2020	10/20/2020 03:02	EPA 8260	J
1,2-Dichloropropane	ND	0.28	1.0	ug/L	1	10/20/2020	10/20/2020 03:02	EPA 8260	
1,3,5-Trimethylbenzene	ND	0.87	2.9	ug/L	1	10/20/2020	10/20/2020 03:02	EPA 8260	
1,3-Dichlorobenzene	ND	0.63	2.1	ug/L	1	10/20/2020	10/20/2020 03:02	EPA 8260	
1,3-Dichloropropane	ND	0.83	2.8	ug/L	1	10/20/2020	10/20/2020 03:02	EPA 8260	
1,4-Dichlorobenzene	ND	0.94	3.1	ug/L	1	10/20/2020	10/20/2020 03:02	EPA 8260	
2,2-Dichloropropane	ND	2.3	7.6	ug/L	1	10/20/2020	10/20/2020 03:02	EPA 8260	
2-Butanone (MEK)	ND	2.9	20.0	ug/L	1	10/20/2020	10/20/2020 03:02	EPA 8260	
2-Chlorotoluene	ND	0.93	5.0	ug/L	1	10/20/2020	10/20/2020 03:02	EPA 8260	
2-Hexanone	ND	5.2	17.4	ug/L	1	10/20/2020	10/20/2020 03:02	EPA 8260	
4-Chlorotoluene	ND	0.76	2.5	ug/L	1	10/20/2020	10/20/2020 03:02	EPA 8260	
4-Methyl-2-pentanone (MIBK)	ND	4.6	15.5	ug/L	1	10/20/2020	10/20/2020 03:02	EPA 8260	
Acetone	ND	2.7	20.0	ug/L	1	10/20/2020	10/20/2020 03:02	EPA 8260	
Benzene	ND	0.25	1.0	ug/L	1	10/20/2020	10/20/2020 03:02	EPA 8260	
Bromobenzene	ND	0.24	1.0	ug/L	1	10/20/2020	10/20/2020 03:02	EPA 8260	
Bromochloromethane	ND	0.36	5.0	ug/L	1	10/20/2020	10/20/2020 03:02	EPA 8260	
Bromodichloromethane	ND	0.36	1.2	ug/L	1	10/20/2020	10/20/2020 03:02	EPA 8260	
Bromoform	ND	4.0	13.2	ug/L	1	10/20/2020	10/20/2020 03:02	EPA 8260	
Bromomethane	ND	0.97	5.0	ug/L	1	10/20/2020	10/20/2020 03:02	EPA 8260	
Carbon disulfide	ND	0.45	1.5	ug/L	1	10/20/2020	10/20/2020 03:02	EPA 8260	
Carbon tetrachloride	ND	1.1	3.6	ug/L	1	10/20/2020	10/20/2020 03:02	EPA 8260	
Chlorobenzene	ND	0.71	2.4	ug/L	1	10/20/2020	10/20/2020 03:02	EPA 8260	
Chloroethane	ND	1.3	5.0	ug/L	1	10/20/2020	10/20/2020 03:02	EPA 8260	
Chloroform	ND	1.3	5.0	ug/L	1	10/20/2020	10/20/2020 03:02	EPA 8260	
Chloromethane	ND	2.2	7.3	ug/L	1	10/20/2020	10/20/2020 03:02	EPA 8260	
cis-1,2-Dichloroethene	**109**	0.27	1.0	ug/L	1	10/20/2020	10/20/2020 03:02	EPA 8260	
cis-1,3-Dichloropropene	ND	3.6	12.1	ug/L	1	10/20/2020	10/20/2020 03:02	EPA 8260	
Dibromochloromethane	ND	2.6	8.7	ug/L	1	10/20/2020	10/20/2020 03:02	EPA 8260	

Pace Analytical®
ENVIRONMENTAL SCIENCES
MOBILE LAB SERVICES

2525 Advance Road
Madison, WI 53718
608.221.8700 Phone
608.221.4889 Fax

TRC Environmental Corporation, Inc.
708 Heartland Trail, Ste 3000
Madison WI, 53717

Project: Madison Kipp Corporation - Madison, WI
Project Number: 372148 Ph. 2 Tsk 1
Project Manager: Andrew Stehn

MP-13 (102-106)

A204226-04 (Water)

Date Sampled
10/12/2020 15:10

Pace Analytical-Green Bay, WI

EPA 8260 — **Preparation Batch:MSV 54509**

Analyte	Result	Limit of Detection	Limit of Quantitation	Units	Dilution	Prepared	Analyzed	Method	Qualifiers
Dibromomethane	ND	0.94	3.1	ug/L	1	10/20/2020	10/20/2020 03:02	EPA 8260	
Dichlorodifluoromethane	ND	0.50	5.0	ug/L	1	10/20/2020	10/20/2020 03:02	EPA 8260	
Diisopropyl ether	ND	1.9	6.3	ug/L	1	10/20/2020	10/20/2020 03:02	EPA 8260	
Ethylbenzene	ND	0.32	1.1	ug/L	1	10/20/2020	10/20/2020 03:02	EPA 8260	
Hexachloro-1,3-butadiene	ND	1.5	4.9	ug/L	1	10/20/2020	10/20/2020 03:02	EPA 8260	
Isopropylbenzene (Cumene)	ND	1.7	5.6	ug/L	1	10/20/2020	10/20/2020 03:02	EPA 8260	
m&p-Xylene	ND	0.47	2.0	ug/L	1	10/20/2020	10/20/2020 03:02	EPA 8260	
Methylene Chloride	ND	0.58	5.0	ug/L	1	10/20/2020	10/20/2020 03:02	EPA 8260	
Methyl-tert-butyl ether	ND	1.2	4.2	ug/L	1	10/20/2020	10/20/2020 03:02	EPA 8260	
Naphthalene	ND	1.2	5.0	ug/L	1	10/20/2020	10/20/2020 03:02	EPA 8260	
n-Butylbenzene	ND	0.71	2.4	ug/L	1	10/20/2020	10/20/2020 03:02	EPA 8260	
n-Hexane	ND	1.7	5.7	ug/L	1	10/20/2020	10/20/2020 03:02	EPA 8260	
n-Propylbenzene	ND	0.81	5.0	ug/L	1	10/20/2020	10/20/2020 03:02	EPA 8260	
o-Xylene	ND	0.26	1.0	ug/L	1	10/20/2020	10/20/2020 03:02	EPA 8260	
p-Isopropyltoluene	ND	0.80	2.7	ug/L	1	10/20/2020	10/20/2020 03:02	EPA 8260	
sec-Butylbenzene	ND	0.85	5.0	ug/L	1	10/20/2020	10/20/2020 03:02	EPA 8260	
Styrene	ND	3.0	10.0	ug/L	1	10/20/2020	10/20/2020 03:02	EPA 8260	
tert-Butylbenzene	ND	0.30	1.0	ug/L	1	10/20/2020	10/20/2020 03:02	EPA 8260	
Tetrachloroethene	**721**	3.3	10.9	ug/L	10	10/20/2020	10/20/2020 13:36	EPA 8260	
Tetrahydrofuran	ND	2.3	20.0	ug/L	1	10/20/2020	10/20/2020 03:02	EPA 8260	
Toluene	ND	0.27	1.0	ug/L	1	10/20/2020	10/20/2020 03:02	EPA 8260	
trans-1,2-Dichloroethene	**1.8**	0.46	1.5	ug/L	1	10/20/2020	10/20/2020 03:02	EPA 8260	
trans-1,3-Dichloropropene	ND	4.4	14.6	ug/L	1	10/20/2020	10/20/2020 03:02	EPA 8260	
Trichloroethene	**126**	0.26	1.0	ug/L	1	10/20/2020	10/20/2020 03:02	EPA 8260	
Trichlorofluoromethane	ND	0.21	1.0	ug/L	1	10/20/2020	10/20/2020 03:02	EPA 8260	
Vinyl chloride	**0.19**	0.17	1.0	ug/L	1	10/20/2020	10/20/2020 03:02	EPA 8260	J
Xylene (Total)	ND	1.5	3.0	ug/L	1	10/20/2020	10/20/2020 03:02	EPA 8260	

Pace Analytical®
ENVIRONMENTAL SCIENCES
MOBILE LAB SERVICES

2525 Advance Road
Madison, WI 53718
608.221.8700 Phone
608.221.4889 Fax

TRC Environmental Corporation, Inc.
708 Heartland Trail, Ste 3000
Madison WI, 53717

Project: Madison Kipp Corporation - Madison, WI
Project Number: 372148 Ph. 2 Tsk 1
Project Manager: Andrew Stehn

MP-13 (081-085)

A204226-05 (Water)

Date Sampled
10/12/2020 15:30

Pace Analytical-Green Bay, WI

EPA 8260 — **Preparation Batch:MSV 54509**

Analyte	Result	Limit of Detection	Limit of Quantitation	Units	Dilution	Prepared	Analyzed	Method	Qualifiers
1,1,1,2-Tetrachloroethane	ND	1.3	5.0	ug/L	5	10/20/2020	10/20/2020 11:48	EPA 8260	
1,1,1-Trichloroethane	ND	1.2	5.0	ug/L	5	10/20/2020	10/20/2020 11:48	EPA 8260	
1,1,2,2-Tetrachloroethane	ND	1.4	5.0	ug/L	5	10/20/2020	10/20/2020 11:48	EPA 8260	
1,1,2-Trichloroethane	ND	2.8	25.0	ug/L	5	10/20/2020	10/20/2020 11:48	EPA 8260	
1,1,2-Trichlorotrifluoroethane	ND	2.7	25.0	ug/L	5	10/20/2020	10/20/2020 11:48	EPA 8260	
1,1-Dichloroethane	ND	1.4	5.0	ug/L	5	10/20/2020	10/20/2020 11:48	EPA 8260	
1,1-Dichloroethene	ND	1.2	5.0	ug/L	5	10/20/2020	10/20/2020 11:48	EPA 8260	
1,1-Dichloropropene	ND	2.7	9.0	ug/L	5	10/20/2020	10/20/2020 11:48	EPA 8260	
1,2,3-Trichlorobenzene	ND	11.1	36.8	ug/L	5	10/20/2020	10/20/2020 11:48	EPA 8260	
1,2,3-Trichloropropane	ND	3.0	25.0	ug/L	5	10/20/2020	10/20/2020 11:48	EPA 8260	
1,2,4-Trichlorobenzene	ND	4.8	25.0	ug/L	5	10/20/2020	10/20/2020 11:48	EPA 8260	
1,2,4-Trimethylbenzene	ND	4.2	14.0	ug/L	5	10/20/2020	10/20/2020 11:48	EPA 8260	
1,2-Dibromo-3-chloropropane	ND	8.8	29.4	ug/L	5	10/20/2020	10/20/2020 11:48	EPA 8260	
1,2-Dibromoethane (EDB)	ND	4.1	13.8	ug/L	5	10/20/2020	10/20/2020 11:48	EPA 8260	
1,2-Dichlorobenzene	ND	3.5	11.8	ug/L	5	10/20/2020	10/20/2020 11:48	EPA 8260	
1,2-Dichloroethane	ND	1.4	5.0	ug/L	5	10/20/2020	10/20/2020 11:48	EPA 8260	
1,2-Dichloropropane	ND	1.4	5.0	ug/L	5	10/20/2020	10/20/2020 11:48	EPA 8260	
1,3,5-Trimethylbenzene	ND	4.4	14.6	ug/L	5	10/20/2020	10/20/2020 11:48	EPA 8260	
1,3-Dichlorobenzene	ND	3.1	10.5	ug/L	5	10/20/2020	10/20/2020 11:48	EPA 8260	
1,3-Dichloropropane	ND	4.1	13.8	ug/L	5	10/20/2020	10/20/2020 11:48	EPA 8260	
1,4-Dichlorobenzene	ND	4.7	15.7	ug/L	5	10/20/2020	10/20/2020 11:48	EPA 8260	
2,2-Dichloropropane	ND	11.3	37.8	ug/L	5	10/20/2020	10/20/2020 11:48	EPA 8260	
2-Butanone (MEK)	ND	14.7	100	ug/L	5	10/20/2020	10/20/2020 11:48	EPA 8260	
2-Chlorotoluene	ND	4.6	25.0	ug/L	5	10/20/2020	10/20/2020 11:48	EPA 8260	
2-Hexanone	ND	26.0	86.8	ug/L	5	10/20/2020	10/20/2020 11:48	EPA 8260	
4-Chlorotoluene	ND	3.8	12.6	ug/L	5	10/20/2020	10/20/2020 11:48	EPA 8260	
4-Methyl-2-pentanone (MIBK)	ND	23.2	77.3	ug/L	5	10/20/2020	10/20/2020 11:48	EPA 8260	
Acetone	ND	13.7	100	ug/L	5	10/20/2020	10/20/2020 11:48	EPA 8260	
Benzene	ND	1.2	5.0	ug/L	5	10/20/2020	10/20/2020 11:48	EPA 8260	
Bromobenzene	ND	1.2	5.0	ug/L	5	10/20/2020	10/20/2020 11:48	EPA 8260	
Bromochloromethane	ND	1.8	25.0	ug/L	5	10/20/2020	10/20/2020 11:48	EPA 8260	
Bromodichloromethane	ND	1.8	6.1	ug/L	5	10/20/2020	10/20/2020 11:48	EPA 8260	
Bromoform	ND	19.9	66.2	ug/L	5	10/20/2020	10/20/2020 11:48	EPA 8260	
Bromomethane	ND	4.9	25.0	ug/L	5	10/20/2020	10/20/2020 11:48	EPA 8260	
Carbon disulfide	ND	2.2	7.5	ug/L	5	10/20/2020	10/20/2020 11:48	EPA 8260	
Carbon tetrachloride	ND	5.4	17.9	ug/L	5	10/20/2020	10/20/2020 11:48	EPA 8260	
Chlorobenzene	ND	3.6	11.8	ug/L	5	10/20/2020	10/20/2020 11:48	EPA 8260	
Chloroethane	ND	6.7	25.0	ug/L	5	10/20/2020	10/20/2020 11:48	EPA 8260	
Chloroform	ND	6.4	25.0	ug/L	5	10/20/2020	10/20/2020 11:48	EPA 8260	
Chloromethane	ND	10.9	36.5	ug/L	5	10/20/2020	10/20/2020 11:48	EPA 8260	
cis-1,2-Dichloroethene	**156**	1.4	5.0	ug/L	5	10/20/2020	10/20/2020 11:48	EPA 8260	
cis-1,3-Dichloropropene	ND	18.1	60.5	ug/L	5	10/20/2020	10/20/2020 11:48	EPA 8260	
Dibromochloromethane	ND	13.0	43.4	ug/L	5	10/20/2020	10/20/2020 11:48	EPA 8260	

Pace Analytical®
ENVIRONMENTAL SCIENCES
MOBILE LAB SERVICES

2525 Advance Road
Madison, WI 53718
608.221.8700 Phone
608.221.4889 Fax

TRC Environmental Corporation, Inc.
708 Heartland Trail, Ste 3000
Madison WI, 53717

Project: Madison Kipp Corporation - Madison, WI
Project Number: 372148 Ph. 2 Tsk 1
Project Manager: Andrew Stehn

MP-13 (081-085)

A204226-05 (Water)

Date Sampled
10/12/2020 15:30

Pace Analytical-Green Bay, WI

EPA 8260 — **Preparation Batch:MSV 54509**

Analyte	Result	Limit of Detection	Limit of Quantitation	Units	Dilution	Prepared	Analyzed	Method	Qualifiers
Dibromomethane	ND	4.7	15.6	ug/L	5	10/20/2020	10/20/2020 11:48	EPA 8260	
Dichlorodifluoromethane	ND	2.5	25.0	ug/L	5	10/20/2020	10/20/2020 11:48	EPA 8260	
Diisopropyl ether	ND	9.4	31.5	ug/L	5	10/20/2020	10/20/2020 11:48	EPA 8260	
Ethylbenzene	ND	1.6	5.3	ug/L	5	10/20/2020	10/20/2020 11:48	EPA 8260	
Hexachloro-1,3-butadiene	ND	7.3	24.4	ug/L	5	10/20/2020	10/20/2020 11:48	EPA 8260	
Isopropylbenzene (Cumene)	ND	8.4	28.1	ug/L	5	10/20/2020	10/20/2020 11:48	EPA 8260	
m&p-Xylene	ND	2.3	10.0	ug/L	5	10/20/2020	10/20/2020 11:48	EPA 8260	
Methylene Chloride	ND	2.9	25.0	ug/L	5	10/20/2020	10/20/2020 11:48	EPA 8260	
Methyl-tert-butyl ether	ND	6.2	20.8	ug/L	5	10/20/2020	10/20/2020 11:48	EPA 8260	
Naphthalene	ND	5.9	25.0	ug/L	5	10/20/2020	10/20/2020 11:48	EPA 8260	
n-Butylbenzene	ND	3.5	11.8	ug/L	5	10/20/2020	10/20/2020 11:48	EPA 8260	
n-Hexane	ND	8.5	28.5	ug/L	5	10/20/2020	10/20/2020 11:48	EPA 8260	
n-Propylbenzene	ND	4.1	25.0	ug/L	5	10/20/2020	10/20/2020 11:48	EPA 8260	
o-Xylene	ND	1.3	5.0	ug/L	5	10/20/2020	10/20/2020 11:48	EPA 8260	
p-Isopropyltoluene	ND	4.0	13.3	ug/L	5	10/20/2020	10/20/2020 11:48	EPA 8260	
sec-Butylbenzene	ND	4.2	25.0	ug/L	5	10/20/2020	10/20/2020 11:48	EPA 8260	
Styrene	ND	15.0	50.2	ug/L	5	10/20/2020	10/20/2020 11:48	EPA 8260	
tert-Butylbenzene	ND	1.5	5.1	ug/L	5	10/20/2020	10/20/2020 11:48	EPA 8260	
Tetrachloroethene	**435**	1.6	5.4	ug/L	5	10/20/2020	10/20/2020 11:48	EPA 8260	
Tetrahydrofuran	ND	11.6	100	ug/L	5	10/20/2020	10/20/2020 11:48	EPA 8260	
Toluene	ND	1.3	5.0	ug/L	5	10/20/2020	10/20/2020 11:48	EPA 8260	
trans-1,2-Dichloroethene	ND	2.3	7.7	ug/L	5	10/20/2020	10/20/2020 11:48	EPA 8260	
trans-1,3-Dichloropropene	ND	21.9	72.8	ug/L	5	10/20/2020	10/20/2020 11:48	EPA 8260	
Trichloroethene	**107**	1.3	5.0	ug/L	5	10/20/2020	10/20/2020 11:48	EPA 8260	
Trichlorofluoromethane	ND	1.1	5.0	ug/L	5	10/20/2020	10/20/2020 11:48	EPA 8260	
Vinyl chloride	**3.9**	0.87	5.0	ug/L	5	10/20/2020	10/20/2020 11:48	EPA 8260	J
Xylene (Total)	ND	7.5	15.0	ug/L	5	10/20/2020	10/20/2020 11:48	EPA 8260	

Pace Analytical®
ENVIRONMENTAL SCIENCES
MOBILE LAB SERVICES

2525 Advance Road
Madison, WI 53718
608.221.8700 Phone
608.221.4889 Fax

TRC Environmental Corporation, Inc.
708 Heartland Trail, Ste 3000
Madison WI, 53717

Project: Madison Kipp Corporation - Madison, WI
Project Number: 372148 Ph. 2 Tsk 1
Project Manager: Andrew Stehn

MP-13 (067-071)

A204226-06 (Water)

Date Sampled
10/12/2020 15:50

Pace Analytical-Green Bay, WI

EPA 8260 — **Preparation Batch:MSV 54509**

Analyte	Result	Limit of Detection	Limit of Quantitation	Units	Dilution	Prepared	Analyzed	Method	Qualifiers
1,1,1,2-Tetrachloroethane	ND	0.27	1.0	ug/L	1	10/20/2020	10/20/2020 11:21	EPA 8260	
1,1,1-Trichloroethane	ND	0.24	1.0	ug/L	1	10/20/2020	10/20/2020 11:21	EPA 8260	
1,1,2,2-Tetrachloroethane	ND	0.28	1.0	ug/L	1	10/20/2020	10/20/2020 11:21	EPA 8260	
1,1,2-Trichloroethane	ND	0.55	5.0	ug/L	1	10/20/2020	10/20/2020 11:21	EPA 8260	
1,1,2-Trichlorotrifluoroethane	ND	0.54	5.0	ug/L	1	10/20/2020	10/20/2020 11:21	EPA 8260	
1,1-Dichloroethane	ND	0.27	1.0	ug/L	1	10/20/2020	10/20/2020 11:21	EPA 8260	
1,1-Dichloroethene	ND	0.24	1.0	ug/L	1	10/20/2020	10/20/2020 11:21	EPA 8260	
1,1-Dichloropropene	ND	0.54	1.8	ug/L	1	10/20/2020	10/20/2020 11:21	EPA 8260	
1,2,3-Trichlorobenzene	ND	2.2	7.4	ug/L	1	10/20/2020	10/20/2020 11:21	EPA 8260	
1,2,3-Trichloropropane	ND	0.59	5.0	ug/L	1	10/20/2020	10/20/2020 11:21	EPA 8260	
1,2,4-Trichlorobenzene	ND	0.95	5.0	ug/L	1	10/20/2020	10/20/2020 11:21	EPA 8260	
1,2,4-Trimethylbenzene	ND	0.84	2.8	ug/L	1	10/20/2020	10/20/2020 11:21	EPA 8260	
1,2-Dibromo-3-chloropropane	ND	1.8	5.9	ug/L	1	10/20/2020	10/20/2020 11:21	EPA 8260	
1,2-Dibromoethane (EDB)	ND	0.83	2.8	ug/L	1	10/20/2020	10/20/2020 11:21	EPA 8260	
1,2-Dichlorobenzene	ND	0.71	2.4	ug/L	1	10/20/2020	10/20/2020 11:21	EPA 8260	
1,2-Dichloroethane	ND	0.28	1.0	ug/L	1	10/20/2020	10/20/2020 11:21	EPA 8260	
1,2-Dichloropropane	ND	0.28	1.0	ug/L	1	10/20/2020	10/20/2020 11:21	EPA 8260	
1,3,5-Trimethylbenzene	ND	0.87	2.9	ug/L	1	10/20/2020	10/20/2020 11:21	EPA 8260	
1,3-Dichlorobenzene	ND	0.63	2.1	ug/L	1	10/20/2020	10/20/2020 11:21	EPA 8260	
1,3-Dichloropropane	ND	0.83	2.8	ug/L	1	10/20/2020	10/20/2020 11:21	EPA 8260	
1,4-Dichlorobenzene	ND	0.94	3.1	ug/L	1	10/20/2020	10/20/2020 11:21	EPA 8260	
2,2-Dichloropropane	ND	2.3	7.6	ug/L	1	10/20/2020	10/20/2020 11:21	EPA 8260	
2-Butanone (MEK)	ND	2.9	20.0	ug/L	1	10/20/2020	10/20/2020 11:21	EPA 8260	
2-Chlorotoluene	ND	0.93	5.0	ug/L	1	10/20/2020	10/20/2020 11:21	EPA 8260	
2-Hexanone	ND	5.2	17.4	ug/L	1	10/20/2020	10/20/2020 11:21	EPA 8260	
4-Chlorotoluene	ND	0.76	2.5	ug/L	1	10/20/2020	10/20/2020 11:21	EPA 8260	
4-Methyl-2-pentanone (MIBK)	ND	4.6	15.5	ug/L	1	10/20/2020	10/20/2020 11:21	EPA 8260	
Acetone	ND	2.7	20.0	ug/L	1	10/20/2020	10/20/2020 11:21	EPA 8260	
Benzene	ND	0.25	1.0	ug/L	1	10/20/2020	10/20/2020 11:21	EPA 8260	
Bromobenzene	ND	0.24	1.0	ug/L	1	10/20/2020	10/20/2020 11:21	EPA 8260	
Bromochloromethane	ND	0.36	5.0	ug/L	1	10/20/2020	10/20/2020 11:21	EPA 8260	
Bromodichloromethane	ND	0.36	1.2	ug/L	1	10/20/2020	10/20/2020 11:21	EPA 8260	
Bromoform	ND	4.0	13.2	ug/L	1	10/20/2020	10/20/2020 11:21	EPA 8260	
Bromomethane	ND	0.97	5.0	ug/L	1	10/20/2020	10/20/2020 11:21	EPA 8260	
Carbon disulfide	ND	0.45	1.5	ug/L	1	10/20/2020	10/20/2020 11:21	EPA 8260	
Carbon tetrachloride	ND	1.1	3.6	ug/L	1	10/20/2020	10/20/2020 11:21	EPA 8260	
Chlorobenzene	ND	0.71	2.4	ug/L	1	10/20/2020	10/20/2020 11:21	EPA 8260	
Chloroethane	ND	1.3	5.0	ug/L	1	10/20/2020	10/20/2020 11:21	EPA 8260	
Chloroform	ND	1.3	5.0	ug/L	1	10/20/2020	10/20/2020 11:21	EPA 8260	
Chloromethane	ND	2.2	7.3	ug/L	1	10/20/2020	10/20/2020 11:21	EPA 8260	
cis-1,2-Dichloroethene	**1.5**	0.27	1.0	ug/L	1	10/20/2020	10/20/2020 11:21	EPA 8260	
cis-1,3-Dichloropropene	ND	3.6	12.1	ug/L	1	10/20/2020	10/20/2020 11:21	EPA 8260	
Dibromochloromethane	ND	2.6	8.7	ug/L	1	10/20/2020	10/20/2020 11:21	EPA 8260	

Pace Analytical®
ENVIRONMENTAL SCIENCES
MOBILE LAB SERVICES

2525 Advance Road
Madison, WI 53718
608.221.8700 Phone
608.221.4889 Fax

TRC Environmental Corporation, Inc.
708 Heartland Trail, Ste 3000
Madison WI, 53717

Project: Madison Kipp Corporation - Madison, WI
Project Number: 372148 Ph. 2 Tsk 1
Project Manager: Andrew Stehn

MP-13 (067-071)

A204226-06 (Water)

Date Sampled
10/12/2020 15:50

Pace Analytical-Green Bay, WI

EPA 8260 — **Preparation Batch:MSV 54509**

Analyte	Result	Limit of Detection	Limit of Quantitation	Units	Dilution	Prepared	Analyzed	Method	Qualifiers
Dibromomethane	ND	0.94	3.1	ug/L	1	10/20/2020	10/20/2020 11:21	EPA 8260	
Dichlorodifluoromethane	ND	0.50	5.0	ug/L	1	10/20/2020	10/20/2020 11:21	EPA 8260	
Diisopropyl ether	ND	1.9	6.3	ug/L	1	10/20/2020	10/20/2020 11:21	EPA 8260	
Ethylbenzene	ND	0.32	1.1	ug/L	1	10/20/2020	10/20/2020 11:21	EPA 8260	
Hexachloro-1,3-butadiene	ND	1.5	4.9	ug/L	1	10/20/2020	10/20/2020 11:21	EPA 8260	
Isopropylbenzene (Cumene)	ND	1.7	5.6	ug/L	1	10/20/2020	10/20/2020 11:21	EPA 8260	
m&p-Xylene	ND	0.47	2.0	ug/L	1	10/20/2020	10/20/2020 11:21	EPA 8260	
Methylene Chloride	ND	0.58	5.0	ug/L	1	10/20/2020	10/20/2020 11:21	EPA 8260	
Methyl-tert-butyl ether	ND	1.2	4.2	ug/L	1	10/20/2020	10/20/2020 11:21	EPA 8260	
Naphthalene	ND	1.2	5.0	ug/L	1	10/20/2020	10/20/2020 11:21	EPA 8260	
n-Butylbenzene	ND	0.71	2.4	ug/L	1	10/20/2020	10/20/2020 11:21	EPA 8260	
n-Hexane	ND	1.7	5.7	ug/L	1	10/20/2020	10/20/2020 11:21	EPA 8260	
n-Propylbenzene	ND	0.81	5.0	ug/L	1	10/20/2020	10/20/2020 11:21	EPA 8260	
o-Xylene	ND	0.26	1.0	ug/L	1	10/20/2020	10/20/2020 11:21	EPA 8260	
p-Isopropyltoluene	ND	0.80	2.7	ug/L	1	10/20/2020	10/20/2020 11:21	EPA 8260	
sec-Butylbenzene	ND	0.85	5.0	ug/L	1	10/20/2020	10/20/2020 11:21	EPA 8260	
Styrene	ND	3.0	10.0	ug/L	1	10/20/2020	10/20/2020 11:21	EPA 8260	
tert-Butylbenzene	ND	0.30	1.0	ug/L	1	10/20/2020	10/20/2020 11:21	EPA 8260	
Tetrachloroethene	**21.5**	0.33	1.1	ug/L	1	10/20/2020	10/20/2020 11:21	EPA 8260	
Tetrahydrofuran	ND	2.3	20.0	ug/L	1	10/20/2020	10/20/2020 11:21	EPA 8260	
Toluene	ND	0.27	1.0	ug/L	1	10/20/2020	10/20/2020 11:21	EPA 8260	
trans-1,2-Dichloroethene	ND	0.46	1.5	ug/L	1	10/20/2020	10/20/2020 11:21	EPA 8260	
trans-1,3-Dichloropropene	ND	4.4	14.6	ug/L	1	10/20/2020	10/20/2020 11:21	EPA 8260	
Trichloroethene	**3.0**	0.26	1.0	ug/L	1	10/20/2020	10/20/2020 11:21	EPA 8260	
Trichlorofluoromethane	ND	0.21	1.0	ug/L	1	10/20/2020	10/20/2020 11:21	EPA 8260	
Vinyl chloride	ND	0.17	1.0	ug/L	1	10/20/2020	10/20/2020 11:21	EPA 8260	
Xylene (Total)	ND	1.5	3.0	ug/L	1	10/20/2020	10/20/2020 11:21	EPA 8260	

Pace Analytical®
ENVIRONMENTAL SCIENCES
MOBILE LAB SERVICES

2525 Advance Road
Madison, WI 53718
608.221.8700 Phone
608.221.4889 Fax

TRC Environmental Corporation, Inc.
708 Heartland Trail, Ste 3000
Madison WI, 53717

Project: Madison Kipp Corporation - Madison, WI
Project Number: 372148 Ph. 2 Tsk 1
Project Manager: Andrew Stehn

MP-13 (044-048)

A204226-07 (Water)

Date Sampled
10/12/2020 16:15

Pace Analytical-Green Bay, WI

EPA 8260 — **Preparation Batch:MSV 54510**

Analyte	Result	Limit of Detection	Limit of Quantitation	Units	Dilution	Prepared	Analyzed	Method	Qualifiers
1,1,1,2-Tetrachloroethane	ND	0.27	1.0	ug/L	1	10/21/2020	10/21/2020 18:21	EPA 8260	
1,1,1-Trichloroethane	ND	0.24	1.0	ug/L	1	10/21/2020	10/21/2020 18:21	EPA 8260	
1,1,2,2-Tetrachloroethane	ND	0.28	1.0	ug/L	1	10/21/2020	10/21/2020 18:21	EPA 8260	
1,1,2-Trichloroethane	ND	0.55	5.0	ug/L	1	10/21/2020	10/21/2020 18:21	EPA 8260	
1,1,2-Trichlorotrifluoroethane	ND	0.54	5.0	ug/L	1	10/21/2020	10/21/2020 18:21	EPA 8260	
1,1-Dichloroethane	ND	0.27	1.0	ug/L	1	10/21/2020	10/21/2020 18:21	EPA 8260	
1,1-Dichloroethene	ND	0.24	1.0	ug/L	1	10/21/2020	10/21/2020 18:21	EPA 8260	
1,1-Dichloropropene	ND	0.54	1.8	ug/L	1	10/21/2020	10/21/2020 18:21	EPA 8260	
1,2,3-Trichlorobenzene	ND	2.2	7.4	ug/L	1	10/21/2020	10/21/2020 18:21	EPA 8260	
1,2,3-Trichloropropane	ND	0.59	5.0	ug/L	1	10/21/2020	10/21/2020 18:21	EPA 8260	
1,2,4-Trichlorobenzene	ND	0.95	5.0	ug/L	1	10/21/2020	10/21/2020 18:21	EPA 8260	
1,2,4-Trimethylbenzene	ND	0.84	2.8	ug/L	1	10/21/2020	10/21/2020 18:21	EPA 8260	
1,2-Dibromo-3-chloropropane	ND	1.8	5.9	ug/L	1	10/21/2020	10/21/2020 18:21	EPA 8260	
1,2-Dibromoethane (EDB)	ND	0.83	2.8	ug/L	1	10/21/2020	10/21/2020 18:21	EPA 8260	
1,2-Dichlorobenzene	ND	0.71	2.4	ug/L	1	10/21/2020	10/21/2020 18:21	EPA 8260	
1,2-Dichloroethane	ND	0.28	1.0	ug/L	1	10/21/2020	10/21/2020 18:21	EPA 8260	
1,2-Dichloropropane	ND	0.28	1.0	ug/L	1	10/21/2020	10/21/2020 18:21	EPA 8260	
1,3,5-Trimethylbenzene	ND	0.87	2.9	ug/L	1	10/21/2020	10/21/2020 18:21	EPA 8260	
1,3-Dichlorobenzene	ND	0.63	2.1	ug/L	1	10/21/2020	10/21/2020 18:21	EPA 8260	
1,3-Dichloropropane	ND	0.83	2.8	ug/L	1	10/21/2020	10/21/2020 18:21	EPA 8260	
1,4-Dichlorobenzene	ND	0.94	3.1	ug/L	1	10/21/2020	10/21/2020 18:21	EPA 8260	
2,2-Dichloropropane	ND	2.3	7.6	ug/L	1	10/21/2020	10/21/2020 18:21	EPA 8260	
2-Butanone (MEK)	ND	2.9	20.0	ug/L	1	10/21/2020	10/21/2020 18:21	EPA 8260	
2-Chlorotoluene	ND	0.93	5.0	ug/L	1	10/21/2020	10/21/2020 18:21	EPA 8260	
2-Hexanone	ND	5.2	17.4	ug/L	1	10/21/2020	10/21/2020 18:21	EPA 8260	
4-Chlorotoluene	ND	0.76	2.5	ug/L	1	10/21/2020	10/21/2020 18:21	EPA 8260	
4-Methyl-2-pentanone (MIBK)	ND	4.6	15.5	ug/L	1	10/21/2020	10/21/2020 18:21	EPA 8260	
Acetone	ND	2.7	20.0	ug/L	1	10/21/2020	10/21/2020 18:21	EPA 8260	
Benzene	ND	0.25	1.0	ug/L	1	10/21/2020	10/21/2020 18:21	EPA 8260	
Bromobenzene	ND	0.24	1.0	ug/L	1	10/21/2020	10/21/2020 18:21	EPA 8260	
Bromochloromethane	ND	0.36	5.0	ug/L	1	10/21/2020	10/21/2020 18:21	EPA 8260	
Bromodichloromethane	ND	0.36	1.2	ug/L	1	10/21/2020	10/21/2020 18:21	EPA 8260	
Bromoform	ND	4.0	13.2	ug/L	1	10/21/2020	10/21/2020 18:21	EPA 8260	
Bromomethane	ND	0.97	5.0	ug/L	1	10/21/2020	10/21/2020 18:21	EPA 8260	
Carbon disulfide	ND	0.45	1.5	ug/L	1	10/21/2020	10/21/2020 18:21	EPA 8260	
Carbon tetrachloride	ND	1.1	3.6	ug/L	1	10/21/2020	10/21/2020 18:21	EPA 8260	
Chlorobenzene	ND	0.71	2.4	ug/L	1	10/21/2020	10/21/2020 18:21	EPA 8260	
Chloroethane	ND	1.3	5.0	ug/L	1	10/21/2020	10/21/2020 18:21	EPA 8260	
Chloroform	ND	1.3	5.0	ug/L	1	10/21/2020	10/21/2020 18:21	EPA 8260	
Chloromethane	ND	2.2	7.3	ug/L	1	10/21/2020	10/21/2020 18:21	EPA 8260	
cis-1,2-Dichloroethene	**10.9**	0.27	1.0	ug/L	1	10/21/2020	10/21/2020 18:21	EPA 8260	
cis-1,3-Dichloropropene	ND	3.6	12.1	ug/L	1	10/21/2020	10/21/2020 18:21	EPA 8260	
Dibromochloromethane	ND	2.6	8.7	ug/L	1	10/21/2020	10/21/2020 18:21	EPA 8260	

Pace Analytical®
ENVIRONMENTAL SCIENCES
MOBILE LAB SERVICES

2525 Advance Road
Madison, WI 53718
608.221.8700 Phone
608.221.4889 Fax

TRC Environmental Corporation, Inc.
708 Heartland Trail, Ste 3000
Madison WI, 53717

Project: Madison Kipp Corporation - Madison, WI
Project Number: 372148 Ph. 2 Tsk 1
Project Manager: Andrew Stehn

MP-13 (044-048)

A204226-07 (Water)

Date Sampled
10/12/2020 16:15

Pace Analytical-Green Bay, WI

EPA 8260 — **Preparation Batch:MSV 54510**

Analyte	Result	Limit of Detection	Limit of Quantitation	Units	Dilution	Prepared	Analyzed	Method	Qualifiers
Dibromomethane	ND	0.94	3.1	ug/L	1	10/21/2020	10/21/2020 18:21	EPA 8260	
Dichlorodifluoromethane	ND	0.50	5.0	ug/L	1	10/21/2020	10/21/2020 18:21	EPA 8260	
Diisopropyl ether	ND	1.9	6.3	ug/L	1	10/21/2020	10/21/2020 18:21	EPA 8260	
Ethylbenzene	ND	0.32	1.1	ug/L	1	10/21/2020	10/21/2020 18:21	EPA 8260	
Hexachloro-1,3-butadiene	ND	1.5	4.9	ug/L	1	10/21/2020	10/21/2020 18:21	EPA 8260	
Isopropylbenzene (Cumene)	ND	1.7	5.6	ug/L	1	10/21/2020	10/21/2020 18:21	EPA 8260	
m&p-Xylene	ND	0.47	2.0	ug/L	1	10/21/2020	10/21/2020 18:21	EPA 8260	
Methylene Chloride	ND	0.58	5.0	ug/L	1	10/21/2020	10/21/2020 18:21	EPA 8260	
Methyl-tert-butyl ether	ND	1.2	4.2	ug/L	1	10/21/2020	10/21/2020 18:21	EPA 8260	
Naphthalene	ND	1.2	5.0	ug/L	1	10/21/2020	10/21/2020 18:21	EPA 8260	
n-Butylbenzene	ND	0.71	2.4	ug/L	1	10/21/2020	10/21/2020 18:21	EPA 8260	
n-Hexane	ND	1.7	5.7	ug/L	1	10/21/2020	10/21/2020 18:21	EPA 8260	
n-Propylbenzene	ND	0.81	5.0	ug/L	1	10/21/2020	10/21/2020 18:21	EPA 8260	
o-Xylene	ND	0.26	1.0	ug/L	1	10/21/2020	10/21/2020 18:21	EPA 8260	
p-Isopropyltoluene	ND	0.80	2.7	ug/L	1	10/21/2020	10/21/2020 18:21	EPA 8260	
sec-Butylbenzene	ND	0.85	5.0	ug/L	1	10/21/2020	10/21/2020 18:21	EPA 8260	
Styrene	ND	3.0	10.0	ug/L	1	10/21/2020	10/21/2020 18:21	EPA 8260	
tert-Butylbenzene	ND	0.30	1.0	ug/L	1	10/21/2020	10/21/2020 18:21	EPA 8260	
Tetrachloroethene	**65.9**	0.33	1.1	ug/L	1	10/21/2020	10/21/2020 18:21	EPA 8260	
Tetrahydrofuran	ND	2.3	20.0	ug/L	1	10/21/2020	10/21/2020 18:21	EPA 8260	
Toluene	ND	0.27	1.0	ug/L	1	10/21/2020	10/21/2020 18:21	EPA 8260	
trans-1,2-Dichloroethene	ND	0.46	1.5	ug/L	1	10/21/2020	10/21/2020 18:21	EPA 8260	
trans-1,3-Dichloropropene	ND	4.4	14.6	ug/L	1	10/21/2020	10/21/2020 18:21	EPA 8260	
Trichloroethene	**16.5**	0.26	1.0	ug/L	1	10/21/2020	10/21/2020 18:21	EPA 8260	
Trichlorofluoromethane	ND	0.21	1.0	ug/L	1	10/21/2020	10/21/2020 18:21	EPA 8260	
Vinyl chloride	ND	0.17	1.0	ug/L	1	10/21/2020	10/21/2020 18:21	EPA 8260	
Xylene (Total)	ND	1.5	3.0	ug/L	1	10/21/2020	10/21/2020 18:21	EPA 8260	

Pace Analytical®
ENVIRONMENTAL SCIENCES
MOBILE LAB SERVICES

2525 Advance Road
Madison, WI 53718
608.221.8700 Phone
608.221.4889 Fax

TRC Environmental Corporation, Inc.
708 Heartland Trail, Ste 3000
Madison WI, 53717

Project: Madison Kipp Corporation - Madison, WI
Project Number: 372148 Ph. 2 Tsk 1
Project Manager: Andrew Stehn

MP-15 (177-187)

A204226-08 (Water)

Date Sampled
10/13/2020 07:50

Pace Analytical-Green Bay, WI

EPA 8260 — **Preparation Batch:MSV 54510**

Analyte	Result	Limit of Detection	Limit of Quantitation	Units	Dilution	Prepared	Analyzed	Method	Qualifiers
1,1,1,2-Tetrachloroethane	ND	0.27	1.0	ug/L	1	10/21/2020	10/21/2020 18:43	EPA 8260	
1,1,1-Trichloroethane	ND	0.24	1.0	ug/L	1	10/21/2020	10/21/2020 18:43	EPA 8260	
1,1,2,2-Tetrachloroethane	ND	0.28	1.0	ug/L	1	10/21/2020	10/21/2020 18:43	EPA 8260	
1,1,2-Trichloroethane	ND	0.55	5.0	ug/L	1	10/21/2020	10/21/2020 18:43	EPA 8260	
1,1,2-Trichlorotrifluoroethane	ND	0.54	5.0	ug/L	1	10/21/2020	10/21/2020 18:43	EPA 8260	
1,1-Dichloroethane	ND	0.27	1.0	ug/L	1	10/21/2020	10/21/2020 18:43	EPA 8260	
1,1-Dichloroethene	ND	0.24	1.0	ug/L	1	10/21/2020	10/21/2020 18:43	EPA 8260	
1,1-Dichloropropene	ND	0.54	1.8	ug/L	1	10/21/2020	10/21/2020 18:43	EPA 8260	
1,2,3-Trichlorobenzene	ND	2.2	7.4	ug/L	1	10/21/2020	10/21/2020 18:43	EPA 8260	
1,2,3-Trichloropropane	ND	0.59	5.0	ug/L	1	10/21/2020	10/21/2020 18:43	EPA 8260	
1,2,4-Trichlorobenzene	ND	0.95	5.0	ug/L	1	10/21/2020	10/21/2020 18:43	EPA 8260	
1,2,4-Trimethylbenzene	ND	0.84	2.8	ug/L	1	10/21/2020	10/21/2020 18:43	EPA 8260	
1,2-Dibromo-3-chloropropane	ND	1.8	5.9	ug/L	1	10/21/2020	10/21/2020 18:43	EPA 8260	
1,2-Dibromoethane (EDB)	ND	0.83	2.8	ug/L	1	10/21/2020	10/21/2020 18:43	EPA 8260	
1,2-Dichlorobenzene	ND	0.71	2.4	ug/L	1	10/21/2020	10/21/2020 18:43	EPA 8260	
1,2-Dichloroethane	ND	0.28	1.0	ug/L	1	10/21/2020	10/21/2020 18:43	EPA 8260	
1,2-Dichloropropane	ND	0.28	1.0	ug/L	1	10/21/2020	10/21/2020 18:43	EPA 8260	
1,3,5-Trimethylbenzene	ND	0.87	2.9	ug/L	1	10/21/2020	10/21/2020 18:43	EPA 8260	
1,3-Dichlorobenzene	ND	0.63	2.1	ug/L	1	10/21/2020	10/21/2020 18:43	EPA 8260	
1,3-Dichloropropane	ND	0.83	2.8	ug/L	1	10/21/2020	10/21/2020 18:43	EPA 8260	
1,4-Dichlorobenzene	ND	0.94	3.1	ug/L	1	10/21/2020	10/21/2020 18:43	EPA 8260	
2,2-Dichloropropane	ND	2.3	7.6	ug/L	1	10/21/2020	10/21/2020 18:43	EPA 8260	
2-Butanone (MEK)	ND	2.9	20.0	ug/L	1	10/21/2020	10/21/2020 18:43	EPA 8260	
2-Chlorotoluene	ND	0.93	5.0	ug/L	1	10/21/2020	10/21/2020 18:43	EPA 8260	
2-Hexanone	ND	5.2	17.4	ug/L	1	10/21/2020	10/21/2020 18:43	EPA 8260	
4-Chlorotoluene	ND	0.76	2.5	ug/L	1	10/21/2020	10/21/2020 18:43	EPA 8260	
4-Methyl-2-pentanone (MIBK)	ND	4.6	15.5	ug/L	1	10/21/2020	10/21/2020 18:43	EPA 8260	
Acetone	ND	2.7	20.0	ug/L	1	10/21/2020	10/21/2020 18:43	EPA 8260	
Benzene	ND	0.25	1.0	ug/L	1	10/21/2020	10/21/2020 18:43	EPA 8260	
Bromobenzene	ND	0.24	1.0	ug/L	1	10/21/2020	10/21/2020 18:43	EPA 8260	
Bromochloromethane	ND	0.36	5.0	ug/L	1	10/21/2020	10/21/2020 18:43	EPA 8260	
Bromodichloromethane	ND	0.36	1.2	ug/L	1	10/21/2020	10/21/2020 18:43	EPA 8260	
Bromoform	ND	4.0	13.2	ug/L	1	10/21/2020	10/21/2020 18:43	EPA 8260	
Bromomethane	ND	0.97	5.0	ug/L	1	10/21/2020	10/21/2020 18:43	EPA 8260	
Carbon disulfide	ND	0.45	1.5	ug/L	1	10/21/2020	10/21/2020 18:43	EPA 8260	
Carbon tetrachloride	ND	1.1	3.6	ug/L	1	10/21/2020	10/21/2020 18:43	EPA 8260	
Chlorobenzene	ND	0.71	2.4	ug/L	1	10/21/2020	10/21/2020 18:43	EPA 8260	
Chloroethane	ND	1.3	5.0	ug/L	1	10/21/2020	10/21/2020 18:43	EPA 8260	
Chloroform	ND	1.3	5.0	ug/L	1	10/21/2020	10/21/2020 18:43	EPA 8260	
Chloromethane	ND	2.2	7.3	ug/L	1	10/21/2020	10/21/2020 18:43	EPA 8260	
cis-1,2-Dichloroethene	ND	0.27	1.0	ug/L	1	10/21/2020	10/21/2020 18:43	EPA 8260	
cis-1,3-Dichloropropene	ND	3.6	12.1	ug/L	1	10/21/2020	10/21/2020 18:43	EPA 8260	
Dibromochloromethane	ND	2.6	8.7	ug/L	1	10/21/2020	10/21/2020 18:43	EPA 8260	

Pace Analytical®
ENVIRONMENTAL SCIENCES
MOBILE LAB SERVICES

2525 Advance Road
Madison, WI 53718
608.221.8700 Phone
608.221.4889 Fax

TRC Environmental Corporation, Inc.
708 Heartland Trail, Ste 3000
Madison WI, 53717

Project: Madison Kipp Corporation - Madison, WI
Project Number: 372148 Ph. 2 Tsk 1
Project Manager: Andrew Stehn

MP-15 (177-187)

A204226-08 (Water)

Date Sampled
10/13/2020 07:50

Pace Analytical-Green Bay, WI

EPA 8260 — **Preparation Batch:MSV 54510**

Analyte	Result	Limit of Detection	Limit of Quantitation	Units	Dilution	Prepared	Analyzed	Method	Qualifiers
Dibromomethane	ND	0.94	3.1	ug/L	1	10/21/2020	10/21/2020 18:43	EPA 8260	
Dichlorodifluoromethane	ND	0.50	5.0	ug/L	1	10/21/2020	10/21/2020 18:43	EPA 8260	
Diisopropyl ether	ND	1.9	6.3	ug/L	1	10/21/2020	10/21/2020 18:43	EPA 8260	
Ethylbenzene	ND	0.32	1.1	ug/L	1	10/21/2020	10/21/2020 18:43	EPA 8260	
Hexachloro-1,3-butadiene	ND	1.5	4.9	ug/L	1	10/21/2020	10/21/2020 18:43	EPA 8260	
Isopropylbenzene (Cumene)	ND	1.7	5.6	ug/L	1	10/21/2020	10/21/2020 18:43	EPA 8260	
m&p-Xylene	ND	0.47	2.0	ug/L	1	10/21/2020	10/21/2020 18:43	EPA 8260	
Methylene Chloride	ND	0.58	5.0	ug/L	1	10/21/2020	10/21/2020 18:43	EPA 8260	
Methyl-tert-butyl ether	ND	1.2	4.2	ug/L	1	10/21/2020	10/21/2020 18:43	EPA 8260	
Naphthalene	ND	1.2	5.0	ug/L	1	10/21/2020	10/21/2020 18:43	EPA 8260	
n-Butylbenzene	ND	0.71	2.4	ug/L	1	10/21/2020	10/21/2020 18:43	EPA 8260	
n-Hexane	ND	1.7	5.7	ug/L	1	10/21/2020	10/21/2020 18:43	EPA 8260	
n-Propylbenzene	ND	0.81	5.0	ug/L	1	10/21/2020	10/21/2020 18:43	EPA 8260	
o-Xylene	ND	0.26	1.0	ug/L	1	10/21/2020	10/21/2020 18:43	EPA 8260	
p-Isopropyltoluene	ND	0.80	2.7	ug/L	1	10/21/2020	10/21/2020 18:43	EPA 8260	
sec-Butylbenzene	ND	0.85	5.0	ug/L	1	10/21/2020	10/21/2020 18:43	EPA 8260	
Styrene	ND	3.0	10.0	ug/L	1	10/21/2020	10/21/2020 18:43	EPA 8260	
tert-Butylbenzene	ND	0.30	1.0	ug/L	1	10/21/2020	10/21/2020 18:43	EPA 8260	
Tetrachloroethene	**4.0**	0.33	1.1	ug/L	1	10/21/2020	10/21/2020 18:43	EPA 8260	
Tetrahydrofuran	ND	2.3	20.0	ug/L	1	10/21/2020	10/21/2020 18:43	EPA 8260	
Toluene	ND	0.27	1.0	ug/L	1	10/21/2020	10/21/2020 18:43	EPA 8260	
trans-1,2-Dichloroethene	ND	0.46	1.5	ug/L	1	10/21/2020	10/21/2020 18:43	EPA 8260	
trans-1,3-Dichloropropene	ND	4.4	14.6	ug/L	1	10/21/2020	10/21/2020 18:43	EPA 8260	
Trichloroethene	**0.32**	0.26	1.0	ug/L	1	10/21/2020	10/21/2020 18:43	EPA 8260	J
Trichlorofluoromethane	ND	0.21	1.0	ug/L	1	10/21/2020	10/21/2020 18:43	EPA 8260	
Vinyl chloride	ND	0.17	1.0	ug/L	1	10/21/2020	10/21/2020 18:43	EPA 8260	
Xylene (Total)	ND	1.5	3.0	ug/L	1	10/21/2020	10/21/2020 18:43	EPA 8260	

Pace Analytical®
ENVIRONMENTAL SCIENCES
MOBILE LAB SERVICES

2525 Advance Road
Madison, WI 53718
608.221.8700 Phone
608.221.4889 Fax

TRC Environmental Corporation, Inc.
708 Heartland Trail, Ste 3000
Madison WI, 53717

Project: Madison Kipp Corporation - Madison, WI
Project Number: 372148 Ph. 2 Tsk 1
Project Manager: Andrew Stehn

MP-15 (142-146)

A204226-09 (Water)

Date Sampled
10/13/2020 08:20

Pace Analytical-Green Bay, WI

EPA 8260 — **Preparation Batch:MSV 54510**

Analyte	Result	Limit of Detection	Limit of Quantitation	Units	Dilution	Prepared	Analyzed	Method	Qualifiers
1,1,1,2-Tetrachloroethane	ND	0.27	1.0	ug/L	1	10/21/2020	10/21/2020 19:06	EPA 8260	
1,1,1-Trichloroethane	ND	0.24	1.0	ug/L	1	10/21/2020	10/21/2020 19:06	EPA 8260	
1,1,2,2-Tetrachloroethane	ND	0.28	1.0	ug/L	1	10/21/2020	10/21/2020 19:06	EPA 8260	
1,1,2-Trichloroethane	ND	0.55	5.0	ug/L	1	10/21/2020	10/21/2020 19:06	EPA 8260	
1,1,2-Trichlorotrifluoroethane	ND	0.54	5.0	ug/L	1	10/21/2020	10/21/2020 19:06	EPA 8260	
1,1-Dichloroethane	ND	0.27	1.0	ug/L	1	10/21/2020	10/21/2020 19:06	EPA 8260	
1,1-Dichloroethene	ND	0.24	1.0	ug/L	1	10/21/2020	10/21/2020 19:06	EPA 8260	
1,1-Dichloropropene	ND	0.54	1.8	ug/L	1	10/21/2020	10/21/2020 19:06	EPA 8260	
1,2,3-Trichlorobenzene	ND	2.2	7.4	ug/L	1	10/21/2020	10/21/2020 19:06	EPA 8260	
1,2,3-Trichloropropane	ND	0.59	5.0	ug/L	1	10/21/2020	10/21/2020 19:06	EPA 8260	
1,2,4-Trichlorobenzene	ND	0.95	5.0	ug/L	1	10/21/2020	10/21/2020 19:06	EPA 8260	
1,2,4-Trimethylbenzene	ND	0.84	2.8	ug/L	1	10/21/2020	10/21/2020 19:06	EPA 8260	
1,2-Dibromo-3-chloropropane	ND	1.8	5.9	ug/L	1	10/21/2020	10/21/2020 19:06	EPA 8260	
1,2-Dibromoethane (EDB)	ND	0.83	2.8	ug/L	1	10/21/2020	10/21/2020 19:06	EPA 8260	
1,2-Dichlorobenzene	ND	0.71	2.4	ug/L	1	10/21/2020	10/21/2020 19:06	EPA 8260	
1,2-Dichloroethane	ND	0.28	1.0	ug/L	1	10/21/2020	10/21/2020 19:06	EPA 8260	
1,2-Dichloropropane	ND	0.28	1.0	ug/L	1	10/21/2020	10/21/2020 19:06	EPA 8260	
1,3,5-Trimethylbenzene	ND	0.87	2.9	ug/L	1	10/21/2020	10/21/2020 19:06	EPA 8260	
1,3-Dichlorobenzene	ND	0.63	2.1	ug/L	1	10/21/2020	10/21/2020 19:06	EPA 8260	
1,3-Dichloropropane	ND	0.83	2.8	ug/L	1	10/21/2020	10/21/2020 19:06	EPA 8260	
1,4-Dichlorobenzene	ND	0.94	3.1	ug/L	1	10/21/2020	10/21/2020 19:06	EPA 8260	
2,2-Dichloropropane	ND	2.3	7.6	ug/L	1	10/21/2020	10/21/2020 19:06	EPA 8260	
2-Butanone (MEK)	ND	2.9	20.0	ug/L	1	10/21/2020	10/21/2020 19:06	EPA 8260	
2-Chlorotoluene	ND	0.93	5.0	ug/L	1	10/21/2020	10/21/2020 19:06	EPA 8260	
2-Hexanone	ND	5.2	17.4	ug/L	1	10/21/2020	10/21/2020 19:06	EPA 8260	
4-Chlorotoluene	ND	0.76	2.5	ug/L	1	10/21/2020	10/21/2020 19:06	EPA 8260	
4-Methyl-2-pentanone (MIBK)	ND	4.6	15.5	ug/L	1	10/21/2020	10/21/2020 19:06	EPA 8260	
Acetone	ND	2.7	20.0	ug/L	1	10/21/2020	10/21/2020 19:06	EPA 8260	
Benzene	ND	0.25	1.0	ug/L	1	10/21/2020	10/21/2020 19:06	EPA 8260	
Bromobenzene	ND	0.24	1.0	ug/L	1	10/21/2020	10/21/2020 19:06	EPA 8260	
Bromochloromethane	ND	0.36	5.0	ug/L	1	10/21/2020	10/21/2020 19:06	EPA 8260	
Bromodichloromethane	ND	0.36	1.2	ug/L	1	10/21/2020	10/21/2020 19:06	EPA 8260	
Bromoform	ND	4.0	13.2	ug/L	1	10/21/2020	10/21/2020 19:06	EPA 8260	
Bromomethane	ND	0.97	5.0	ug/L	1	10/21/2020	10/21/2020 19:06	EPA 8260	
Carbon disulfide	ND	0.45	1.5	ug/L	1	10/21/2020	10/21/2020 19:06	EPA 8260	
Carbon tetrachloride	ND	1.1	3.6	ug/L	1	10/21/2020	10/21/2020 19:06	EPA 8260	
Chlorobenzene	ND	0.71	2.4	ug/L	1	10/21/2020	10/21/2020 19:06	EPA 8260	
Chloroethane	ND	1.3	5.0	ug/L	1	10/21/2020	10/21/2020 19:06	EPA 8260	
Chloroform	ND	1.3	5.0	ug/L	1	10/21/2020	10/21/2020 19:06	EPA 8260	
Chloromethane	ND	2.2	7.3	ug/L	1	10/21/2020	10/21/2020 19:06	EPA 8260	
cis-1,2-Dichloroethene	**118**	0.27	1.0	ug/L	1	10/21/2020	10/21/2020 19:06	EPA 8260	
cis-1,3-Dichloropropene	ND	3.6	12.1	ug/L	1	10/21/2020	10/21/2020 19:06	EPA 8260	
Dibromochloromethane	ND	2.6	8.7	ug/L	1	10/21/2020	10/21/2020 19:06	EPA 8260	

Pace Analytical®
ENVIRONMENTAL SCIENCES
MOBILE LAB SERVICES

2525 Advance Road
Madison, WI 53718
608.221.8700 Phone
608.221.4889 Fax

TRC Environmental Corporation, Inc.
708 Heartland Trail, Ste 3000
Madison WI, 53717

Project: Madison Kipp Corporation - Madison, WI
Project Number: 372148 Ph. 2 Tsk 1
Project Manager: Andrew Stehn

MP-15 (142-146)

A204226-09 (Water)

Date Sampled
10/13/2020 08:20

Pace Analytical-Green Bay, WI

EPA 8260 — **Preparation Batch:MSV 54510**

Analyte	Result	Limit of Detection	Limit of Quantitation	Units	Dilution	Prepared	Analyzed	Method	Qualifiers
Dibromomethane	ND	0.94	3.1	ug/L	1	10/21/2020	10/21/2020 19:06	EPA 8260	
Dichlorodifluoromethane	ND	0.50	5.0	ug/L	1	10/21/2020	10/21/2020 19:06	EPA 8260	
Diisopropyl ether	ND	1.9	6.3	ug/L	1	10/21/2020	10/21/2020 19:06	EPA 8260	
Ethylbenzene	ND	0.32	1.1	ug/L	1	10/21/2020	10/21/2020 19:06	EPA 8260	
Hexachloro-1,3-butadiene	ND	1.5	4.9	ug/L	1	10/21/2020	10/21/2020 19:06	EPA 8260	
Isopropylbenzene (Cumene)	ND	1.7	5.6	ug/L	1	10/21/2020	10/21/2020 19:06	EPA 8260	
m&p-Xylene	ND	0.47	2.0	ug/L	1	10/21/2020	10/21/2020 19:06	EPA 8260	
Methylene Chloride	ND	0.58	5.0	ug/L	1	10/21/2020	10/21/2020 19:06	EPA 8260	
Methyl-tert-butyl ether	ND	1.2	4.2	ug/L	1	10/21/2020	10/21/2020 19:06	EPA 8260	
Naphthalene	ND	1.2	5.0	ug/L	1	10/21/2020	10/21/2020 19:06	EPA 8260	
n-Butylbenzene	ND	0.71	2.4	ug/L	1	10/21/2020	10/21/2020 19:06	EPA 8260	
n-Hexane	ND	1.7	5.7	ug/L	1	10/21/2020	10/21/2020 19:06	EPA 8260	
n-Propylbenzene	ND	0.81	5.0	ug/L	1	10/21/2020	10/21/2020 19:06	EPA 8260	
o-Xylene	ND	0.26	1.0	ug/L	1	10/21/2020	10/21/2020 19:06	EPA 8260	
p-Isopropyltoluene	ND	0.80	2.7	ug/L	1	10/21/2020	10/21/2020 19:06	EPA 8260	
sec-Butylbenzene	ND	0.85	5.0	ug/L	1	10/21/2020	10/21/2020 19:06	EPA 8260	
Styrene	ND	3.0	10.0	ug/L	1	10/21/2020	10/21/2020 19:06	EPA 8260	
tert-Butylbenzene	ND	0.30	1.0	ug/L	1	10/21/2020	10/21/2020 19:06	EPA 8260	
Tetrachloroethene	**1620**	6.5	21.8	ug/L	20	10/23/2020	10/23/2020 12:33	EPA 8260	
Tetrahydrofuran	ND	2.3	20.0	ug/L	1	10/21/2020	10/21/2020 19:06	EPA 8260	
Toluene	ND	0.27	1.0	ug/L	1	10/21/2020	10/21/2020 19:06	EPA 8260	
trans-1,2-Dichloroethene	**0.91**	0.46	1.5	ug/L	1	10/21/2020	10/21/2020 19:06	EPA 8260	J
trans-1,3-Dichloropropene	ND	4.4	14.6	ug/L	1	10/21/2020	10/21/2020 19:06	EPA 8260	
Trichloroethene	**152**	0.26	1.0	ug/L	1	10/21/2020	10/21/2020 19:06	EPA 8260	
Trichlorofluoromethane	ND	0.21	1.0	ug/L	1	10/21/2020	10/21/2020 19:06	EPA 8260	
Vinyl chloride	**0.42**	0.17	1.0	ug/L	1	10/21/2020	10/21/2020 19:06	EPA 8260	J
Xylene (Total)	ND	1.5	3.0	ug/L	1	10/21/2020	10/21/2020 19:06	EPA 8260	

Pace Analytical®
ENVIRONMENTAL SCIENCES
MOBILE LAB SERVICES

2525 Advance Road
Madison, WI 53718
608.221.8700 Phone
608.221.4889 Fax

TRC Environmental Corporation, Inc.
708 Heartland Trail, Ste 3000
Madison WI, 53717

Project: Madison Kipp Corporation - Madison, WI
Project Number: 372148 Ph. 2 Tsk 1
Project Manager: Andrew Stehn

MP-15 (120-125)

A204226-10 (Water)

Date Sampled
10/13/2020 08:40

Pace Analytical-Green Bay, WI

EPA 8260 — **Preparation Batch:MSV 54510**

Analyte	Result	Limit of Detection	Limit of Quantitation	Units	Dilution	Prepared	Analyzed	Method	Qualifiers
1,1,1,2-Tetrachloroethane	ND	0.27	1.0	ug/L	1	10/21/2020	10/21/2020 19:28	EPA 8260	
1,1,1-Trichloroethane	ND	0.24	1.0	ug/L	1	10/21/2020	10/21/2020 19:28	EPA 8260	
1,1,2,2-Tetrachloroethane	ND	0.28	1.0	ug/L	1	10/21/2020	10/21/2020 19:28	EPA 8260	
1,1,2-Trichloroethane	ND	0.55	5.0	ug/L	1	10/21/2020	10/21/2020 19:28	EPA 8260	
1,1,2-Trichlorotrifluoroethane	ND	0.54	5.0	ug/L	1	10/21/2020	10/21/2020 19:28	EPA 8260	
1,1-Dichloroethane	ND	0.27	1.0	ug/L	1	10/21/2020	10/21/2020 19:28	EPA 8260	
1,1-Dichloroethene	ND	0.24	1.0	ug/L	1	10/21/2020	10/21/2020 19:28	EPA 8260	
1,1-Dichloropropene	ND	0.54	1.8	ug/L	1	10/21/2020	10/21/2020 19:28	EPA 8260	
1,2,3-Trichlorobenzene	ND	2.2	7.4	ug/L	1	10/21/2020	10/21/2020 19:28	EPA 8260	
1,2,3-Trichloropropane	ND	0.59	5.0	ug/L	1	10/21/2020	10/21/2020 19:28	EPA 8260	
1,2,4-Trichlorobenzene	ND	0.95	5.0	ug/L	1	10/21/2020	10/21/2020 19:28	EPA 8260	
1,2,4-Trimethylbenzene	ND	0.84	2.8	ug/L	1	10/21/2020	10/21/2020 19:28	EPA 8260	
1,2-Dibromo-3-chloropropane	ND	1.8	5.9	ug/L	1	10/21/2020	10/21/2020 19:28	EPA 8260	
1,2-Dibromoethane (EDB)	ND	0.83	2.8	ug/L	1	10/21/2020	10/21/2020 19:28	EPA 8260	
1,2-Dichlorobenzene	ND	0.71	2.4	ug/L	1	10/21/2020	10/21/2020 19:28	EPA 8260	
1,2-Dichloroethane	ND	0.28	1.0	ug/L	1	10/21/2020	10/21/2020 19:28	EPA 8260	
1,2-Dichloropropane	ND	0.28	1.0	ug/L	1	10/21/2020	10/21/2020 19:28	EPA 8260	
1,3,5-Trimethylbenzene	ND	0.87	2.9	ug/L	1	10/21/2020	10/21/2020 19:28	EPA 8260	
1,3-Dichlorobenzene	ND	0.63	2.1	ug/L	1	10/21/2020	10/21/2020 19:28	EPA 8260	
1,3-Dichloropropane	ND	0.83	2.8	ug/L	1	10/21/2020	10/21/2020 19:28	EPA 8260	
1,4-Dichlorobenzene	ND	0.94	3.1	ug/L	1	10/21/2020	10/21/2020 19:28	EPA 8260	
2,2-Dichloropropane	ND	2.3	7.6	ug/L	1	10/21/2020	10/21/2020 19:28	EPA 8260	
2-Butanone (MEK)	ND	2.9	20.0	ug/L	1	10/21/2020	10/21/2020 19:28	EPA 8260	
2-Chlorotoluene	ND	0.93	5.0	ug/L	1	10/21/2020	10/21/2020 19:28	EPA 8260	
2-Hexanone	ND	5.2	17.4	ug/L	1	10/21/2020	10/21/2020 19:28	EPA 8260	
4-Chlorotoluene	ND	0.76	2.5	ug/L	1	10/21/2020	10/21/2020 19:28	EPA 8260	
4-Methyl-2-pentanone (MIBK)	ND	4.6	15.5	ug/L	1	10/21/2020	10/21/2020 19:28	EPA 8260	
Acetone	ND	2.7	20.0	ug/L	1	10/21/2020	10/21/2020 19:28	EPA 8260	
Benzene	ND	0.25	1.0	ug/L	1	10/21/2020	10/21/2020 19:28	EPA 8260	
Bromobenzene	ND	0.24	1.0	ug/L	1	10/21/2020	10/21/2020 19:28	EPA 8260	
Bromochloromethane	ND	0.36	5.0	ug/L	1	10/21/2020	10/21/2020 19:28	EPA 8260	
Bromodichloromethane	ND	0.36	1.2	ug/L	1	10/21/2020	10/21/2020 19:28	EPA 8260	
Bromoform	ND	4.0	13.2	ug/L	1	10/21/2020	10/21/2020 19:28	EPA 8260	
Bromomethane	ND	0.97	5.0	ug/L	1	10/21/2020	10/21/2020 19:28	EPA 8260	
Carbon disulfide	ND	0.45	1.5	ug/L	1	10/21/2020	10/21/2020 19:28	EPA 8260	
Carbon tetrachloride	ND	1.1	3.6	ug/L	1	10/21/2020	10/21/2020 19:28	EPA 8260	
Chlorobenzene	ND	0.71	2.4	ug/L	1	10/21/2020	10/21/2020 19:28	EPA 8260	
Chloroethane	ND	1.3	5.0	ug/L	1	10/21/2020	10/21/2020 19:28	EPA 8260	
Chloroform	ND	1.3	5.0	ug/L	1	10/21/2020	10/21/2020 19:28	EPA 8260	
Chloromethane	ND	2.2	7.3	ug/L	1	10/21/2020	10/21/2020 19:28	EPA 8260	
cis-1,2-Dichloroethene	**34.4**	0.27	1.0	ug/L	1	10/21/2020	10/21/2020 19:28	EPA 8260	
cis-1,3-Dichloropropene	ND	3.6	12.1	ug/L	1	10/21/2020	10/21/2020 19:28	EPA 8260	
Dibromochloromethane	ND	2.6	8.7	ug/L	1	10/21/2020	10/21/2020 19:28	EPA 8260	

Pace Analytical®
ENVIRONMENTAL SCIENCES
MOBILE LAB SERVICES

2525 Advance Road
Madison, WI 53718
608.221.8700 Phone
608.221.4889 Fax

TRC Environmental Corporation, Inc.
708 Heartland Trail, Ste 3000
Madison WI, 53717

Project: Madison Kipp Corporation - Madison, WI
Project Number: 372148 Ph. 2 Tsk 1
Project Manager: Andrew Stehn

MP-15 (120-125)

A204226-10 (Water)

Date Sampled
10/13/2020 08:40

Analyte	Result	Limit of Detection	Limit of Quantitation	Units	Dilution	Prepared	Analyzed	Method	Qualifiers
Pace Analytical-Green Bay, WI									
EPA 8260						**Preparation Batch:MSV 54510**			
Dibromomethane	ND	0.94	3.1	ug/L	1	10/21/2020	10/21/2020 19:28	EPA 8260	
Dichlorodifluoromethane	ND	0.50	5.0	ug/L	1	10/21/2020	10/21/2020 19:28	EPA 8260	
Diisopropyl ether	ND	1.9	6.3	ug/L	1	10/21/2020	10/21/2020 19:28	EPA 8260	
Ethylbenzene	ND	0.32	1.1	ug/L	1	10/21/2020	10/21/2020 19:28	EPA 8260	
Hexachloro-1,3-butadiene	ND	1.5	4.9	ug/L	1	10/21/2020	10/21/2020 19:28	EPA 8260	
Isopropylbenzene (Cumene)	ND	1.7	5.6	ug/L	1	10/21/2020	10/21/2020 19:28	EPA 8260	
m&p-Xylene	ND	0.47	2.0	ug/L	1	10/21/2020	10/21/2020 19:28	EPA 8260	
Methylene Chloride	ND	0.58	5.0	ug/L	1	10/21/2020	10/21/2020 19:28	EPA 8260	
Methyl-tert-butyl ether	ND	1.2	4.2	ug/L	1	10/21/2020	10/21/2020 19:28	EPA 8260	
Naphthalene	ND	1.2	5.0	ug/L	1	10/21/2020	10/21/2020 19:28	EPA 8260	
n-Butylbenzene	ND	0.71	2.4	ug/L	1	10/21/2020	10/21/2020 19:28	EPA 8260	
n-Hexane	ND	1.7	5.7	ug/L	1	10/21/2020	10/21/2020 19:28	EPA 8260	
n-Propylbenzene	ND	0.81	5.0	ug/L	1	10/21/2020	10/21/2020 19:28	EPA 8260	
o-Xylene	ND	0.26	1.0	ug/L	1	10/21/2020	10/21/2020 19:28	EPA 8260	
p-Isopropyltoluene	ND	0.80	2.7	ug/L	1	10/21/2020	10/21/2020 19:28	EPA 8260	
sec-Butylbenzene	ND	0.85	5.0	ug/L	1	10/21/2020	10/21/2020 19:28	EPA 8260	
Styrene	ND	3.0	10.0	ug/L	1	10/21/2020	10/21/2020 19:28	EPA 8260	
tert-Butylbenzene	ND	0.30	1.0	ug/L	1	10/21/2020	10/21/2020 19:28	EPA 8260	
Tetrachloroethene	**943**	6.5	21.8	ug/L	20	10/23/2020	10/23/2020 12:56	EPA 8260	
Tetrahydrofuran	ND	2.3	20.0	ug/L	1	10/21/2020	10/21/2020 19:28	EPA 8260	
Toluene	ND	0.27	1.0	ug/L	1	10/21/2020	10/21/2020 19:28	EPA 8260	
trans-1,2-Dichloroethene	ND	0.46	1.5	ug/L	1	10/21/2020	10/21/2020 19:28	EPA 8260	
trans-1,3-Dichloropropene	ND	4.4	14.6	ug/L	1	10/21/2020	10/21/2020 19:28	EPA 8260	
Trichloroethene	**56.9**	0.26	1.0	ug/L	1	10/21/2020	10/21/2020 19:28	EPA 8260	
Trichlorofluoromethane	ND	0.21	1.0	ug/L	1	10/21/2020	10/21/2020 19:28	EPA 8260	
Vinyl chloride	ND	0.17	1.0	ug/L	1	10/21/2020	10/21/2020 19:28	EPA 8260	
Xylene (Total)	ND	1.5	3.0	ug/L	1	10/21/2020	10/21/2020 19:28	EPA 8260	

Pace Analytical®
ENVIRONMENTAL SCIENCES
MOBILE LAB SERVICES

2525 Advance Road
Madison, WI 53718
608.221.8700 Phone
608.221.4889 Fax

TRC Environmental Corporation, Inc.
708 Heartland Trail, Ste 3000
Madison WI, 53717

Project: Madison Kipp Corporation - Madison, WI
Project Number: 372148 Ph. 2 Tsk 1
Project Manager: Andrew Stehn

MP-15 (100-105)

A204226-11 (Water)

Date Sampled
10/13/2020 09:10

Pace Analytical-Green Bay, WI

EPA 8260 — **Preparation Batch:MSV 54510**

Analyte	Result	Limit of Detection	Limit of Quantitation	Units	Dilution	Prepared	Analyzed	Method	Qualifiers
1,1,1,2-Tetrachloroethane	ND	0.27	1.0	ug/L	1	10/21/2020	10/21/2020 19:51	EPA 8260	
1,1,1-Trichloroethane	ND	0.24	1.0	ug/L	1	10/21/2020	10/21/2020 19:51	EPA 8260	
1,1,2,2-Tetrachloroethane	ND	0.28	1.0	ug/L	1	10/21/2020	10/21/2020 19:51	EPA 8260	
1,1,2-Trichloroethane	ND	0.55	5.0	ug/L	1	10/21/2020	10/21/2020 19:51	EPA 8260	
1,1,2-Trichlorotrifluoroethane	ND	0.54	5.0	ug/L	1	10/21/2020	10/21/2020 19:51	EPA 8260	
1,1-Dichloroethane	ND	0.27	1.0	ug/L	1	10/21/2020	10/21/2020 19:51	EPA 8260	
1,1-Dichloroethene	ND	0.24	1.0	ug/L	1	10/21/2020	10/21/2020 19:51	EPA 8260	
1,1-Dichloropropene	ND	0.54	1.8	ug/L	1	10/21/2020	10/21/2020 19:51	EPA 8260	
1,2,3-Trichlorobenzene	ND	2.2	7.4	ug/L	1	10/21/2020	10/21/2020 19:51	EPA 8260	
1,2,3-Trichloropropane	ND	0.59	5.0	ug/L	1	10/21/2020	10/21/2020 19:51	EPA 8260	
1,2,4-Trichlorobenzene	ND	0.95	5.0	ug/L	1	10/21/2020	10/21/2020 19:51	EPA 8260	
1,2,4-Trimethylbenzene	ND	0.84	2.8	ug/L	1	10/21/2020	10/21/2020 19:51	EPA 8260	
1,2-Dibromo-3-chloropropane	ND	1.8	5.9	ug/L	1	10/21/2020	10/21/2020 19:51	EPA 8260	
1,2-Dibromoethane (EDB)	ND	0.83	2.8	ug/L	1	10/21/2020	10/21/2020 19:51	EPA 8260	
1,2-Dichlorobenzene	ND	0.71	2.4	ug/L	1	10/21/2020	10/21/2020 19:51	EPA 8260	
1,2-Dichloroethane	ND	0.28	1.0	ug/L	1	10/21/2020	10/21/2020 19:51	EPA 8260	
1,2-Dichloropropane	ND	0.28	1.0	ug/L	1	10/21/2020	10/21/2020 19:51	EPA 8260	
1,3,5-Trimethylbenzene	ND	0.87	2.9	ug/L	1	10/21/2020	10/21/2020 19:51	EPA 8260	
1,3-Dichlorobenzene	ND	0.63	2.1	ug/L	1	10/21/2020	10/21/2020 19:51	EPA 8260	
1,3-Dichloropropane	ND	0.83	2.8	ug/L	1	10/21/2020	10/21/2020 19:51	EPA 8260	
1,4-Dichlorobenzene	ND	0.94	3.1	ug/L	1	10/21/2020	10/21/2020 19:51	EPA 8260	
2,2-Dichloropropane	ND	2.3	7.6	ug/L	1	10/21/2020	10/21/2020 19:51	EPA 8260	
2-Butanone (MEK)	ND	2.9	20.0	ug/L	1	10/21/2020	10/21/2020 19:51	EPA 8260	
2-Chlorotoluene	ND	0.93	5.0	ug/L	1	10/21/2020	10/21/2020 19:51	EPA 8260	
2-Hexanone	ND	5.2	17.4	ug/L	1	10/21/2020	10/21/2020 19:51	EPA 8260	
4-Chlorotoluene	ND	0.76	2.5	ug/L	1	10/21/2020	10/21/2020 19:51	EPA 8260	
4-Methyl-2-pentanone (MIBK)	ND	4.6	15.5	ug/L	1	10/21/2020	10/21/2020 19:51	EPA 8260	
Acetone	ND	2.7	20.0	ug/L	1	10/21/2020	10/21/2020 19:51	EPA 8260	
Benzene	ND	0.25	1.0	ug/L	1	10/21/2020	10/21/2020 19:51	EPA 8260	
Bromobenzene	ND	0.24	1.0	ug/L	1	10/21/2020	10/21/2020 19:51	EPA 8260	
Bromochloromethane	ND	0.36	5.0	ug/L	1	10/21/2020	10/21/2020 19:51	EPA 8260	
Bromodichloromethane	ND	0.36	1.2	ug/L	1	10/21/2020	10/21/2020 19:51	EPA 8260	
Bromoform	ND	4.0	13.2	ug/L	1	10/21/2020	10/21/2020 19:51	EPA 8260	
Bromomethane	ND	0.97	5.0	ug/L	1	10/21/2020	10/21/2020 19:51	EPA 8260	
Carbon disulfide	ND	0.45	1.5	ug/L	1	10/21/2020	10/21/2020 19:51	EPA 8260	
Carbon tetrachloride	ND	1.1	3.6	ug/L	1	10/21/2020	10/21/2020 19:51	EPA 8260	
Chlorobenzene	ND	0.71	2.4	ug/L	1	10/21/2020	10/21/2020 19:51	EPA 8260	
Chloroethane	ND	1.3	5.0	ug/L	1	10/21/2020	10/21/2020 19:51	EPA 8260	
Chloroform	ND	1.3	5.0	ug/L	1	10/21/2020	10/21/2020 19:51	EPA 8260	
Chloromethane	ND	2.2	7.3	ug/L	1	10/21/2020	10/21/2020 19:51	EPA 8260	
cis-1,2-Dichloroethene	**37.3**	0.27	1.0	ug/L	1	10/21/2020	10/21/2020 19:51	EPA 8260	
cis-1,3-Dichloropropene	ND	3.6	12.1	ug/L	1	10/21/2020	10/21/2020 19:51	EPA 8260	
Dibromochloromethane	ND	2.6	8.7	ug/L	1	10/21/2020	10/21/2020 19:51	EPA 8260	

Pace Analytical®
ENVIRONMENTAL SCIENCES
MOBILE LAB SERVICES

2525 Advance Road
Madison, WI 53718
608.221.8700 Phone
608.221.4889 Fax

TRC Environmental Corporation, Inc.
708 Heartland Trail, Ste 3000
Madison WI, 53717

Project: Madison Kipp Corporation - Madison, WI
Project Number: 372148 Ph. 2 Tsk 1
Project Manager: Andrew Stehn

MP-15 (100-105)

A204226-11 (Water)

Date Sampled
10/13/2020 09:10

Pace Analytical-Green Bay, WI

EPA 8260 — **Preparation Batch:MSV 54510**

Analyte	Result	Limit of Detection	Limit of Quantitation	Units	Dilution	Prepared	Analyzed	Method	Qualifiers
Dibromomethane	ND	0.94	3.1	ug/L	1	10/21/2020	10/21/2020 19:51	EPA 8260	
Dichlorodifluoromethane	ND	0.50	5.0	ug/L	1	10/21/2020	10/21/2020 19:51	EPA 8260	
Diisopropyl ether	ND	1.9	6.3	ug/L	1	10/21/2020	10/21/2020 19:51	EPA 8260	
Ethylbenzene	ND	0.32	1.1	ug/L	1	10/21/2020	10/21/2020 19:51	EPA 8260	
Hexachloro-1,3-butadiene	ND	1.5	4.9	ug/L	1	10/21/2020	10/21/2020 19:51	EPA 8260	
Isopropylbenzene (Cumene)	ND	1.7	5.6	ug/L	1	10/21/2020	10/21/2020 19:51	EPA 8260	
m&p-Xylene	ND	0.47	2.0	ug/L	1	10/21/2020	10/21/2020 19:51	EPA 8260	
Methylene Chloride	ND	0.58	5.0	ug/L	1	10/21/2020	10/21/2020 19:51	EPA 8260	
Methyl-tert-butyl ether	ND	1.2	4.2	ug/L	1	10/21/2020	10/21/2020 19:51	EPA 8260	
Naphthalene	ND	1.2	5.0	ug/L	1	10/21/2020	10/21/2020 19:51	EPA 8260	
n-Butylbenzene	ND	0.71	2.4	ug/L	1	10/21/2020	10/21/2020 19:51	EPA 8260	
n-Hexane	ND	1.7	5.7	ug/L	1	10/21/2020	10/21/2020 19:51	EPA 8260	
n-Propylbenzene	ND	0.81	5.0	ug/L	1	10/21/2020	10/21/2020 19:51	EPA 8260	
o-Xylene	ND	0.26	1.0	ug/L	1	10/21/2020	10/21/2020 19:51	EPA 8260	
p-Isopropyltoluene	ND	0.80	2.7	ug/L	1	10/21/2020	10/21/2020 19:51	EPA 8260	
sec-Butylbenzene	ND	0.85	5.0	ug/L	1	10/21/2020	10/21/2020 19:51	EPA 8260	
Styrene	ND	3.0	10.0	ug/L	1	10/21/2020	10/21/2020 19:51	EPA 8260	
tert-Butylbenzene	ND	0.30	1.0	ug/L	1	10/21/2020	10/21/2020 19:51	EPA 8260	
Tetrachloroethene	**581**	6.5	21.8	ug/L	20	10/23/2020	10/23/2020 13:18	EPA 8260	
Tetrahydrofuran	ND	2.3	20.0	ug/L	1	10/21/2020	10/21/2020 19:51	EPA 8260	
Toluene	ND	0.27	1.0	ug/L	1	10/21/2020	10/21/2020 19:51	EPA 8260	
trans-1,2-Dichloroethene	ND	0.46	1.5	ug/L	1	10/21/2020	10/21/2020 19:51	EPA 8260	
trans-1,3-Dichloropropene	ND	4.4	14.6	ug/L	1	10/21/2020	10/21/2020 19:51	EPA 8260	
Trichloroethene	**67.0**	0.26	1.0	ug/L	1	10/21/2020	10/21/2020 19:51	EPA 8260	
Trichlorofluoromethane	ND	0.21	1.0	ug/L	1	10/21/2020	10/21/2020 19:51	EPA 8260	
Vinyl chloride	**0.22**	0.17	1.0	ug/L	1	10/21/2020	10/21/2020 19:51	EPA 8260	J
Xylene (Total)	ND	1.5	3.0	ug/L	1	10/21/2020	10/21/2020 19:51	EPA 8260	

Pace Analytical®
ENVIRONMENTAL SCIENCES
MOBILE LAB SERVICES

2525 Advance Road
Madison, WI 53718
608.221.8700 Phone
608.221.4889 Fax

TRC Environmental Corporation, Inc.
708 Heartland Trail, Ste 3000
Madison WI, 53717

Project: Madison Kipp Corporation - Madison, WI
Project Number: 372148 Ph. 2 Tsk 1
Project Manager: Andrew Stehn

MP-15 (088-092)

A204226-12 (Water)

Date Sampled
10/13/2020 09:25

Pace Analytical-Green Bay, WI

EPA 8260 — **Preparation Batch:MSV 54510**

Analyte	Result	Limit of Detection	Limit of Quantitation	Units	Dilution	Prepared	Analyzed	Method	Qualifiers
1,1,1,2-Tetrachloroethane	ND	0.27	1.0	ug/L	1	10/21/2020	10/21/2020 20:13	EPA 8260	
1,1,1-Trichloroethane	ND	0.24	1.0	ug/L	1	10/21/2020	10/21/2020 20:13	EPA 8260	
1,1,2,2-Tetrachloroethane	ND	0.28	1.0	ug/L	1	10/21/2020	10/21/2020 20:13	EPA 8260	
1,1,2-Trichloroethane	ND	0.55	5.0	ug/L	1	10/21/2020	10/21/2020 20:13	EPA 8260	
1,1,2-Trichlorotrifluoroethane	ND	0.54	5.0	ug/L	1	10/21/2020	10/21/2020 20:13	EPA 8260	
1,1-Dichloroethane	ND	0.27	1.0	ug/L	1	10/21/2020	10/21/2020 20:13	EPA 8260	
1,1-Dichloroethene	ND	0.24	1.0	ug/L	1	10/21/2020	10/21/2020 20:13	EPA 8260	
1,1-Dichloropropene	ND	0.54	1.8	ug/L	1	10/21/2020	10/21/2020 20:13	EPA 8260	
1,2,3-Trichlorobenzene	ND	2.2	7.4	ug/L	1	10/21/2020	10/21/2020 20:13	EPA 8260	
1,2,3-Trichloropropane	ND	0.59	5.0	ug/L	1	10/21/2020	10/21/2020 20:13	EPA 8260	
1,2,4-Trichlorobenzene	ND	0.95	5.0	ug/L	1	10/21/2020	10/21/2020 20:13	EPA 8260	
1,2,4-Trimethylbenzene	ND	0.84	2.8	ug/L	1	10/21/2020	10/21/2020 20:13	EPA 8260	
1,2-Dibromo-3-chloropropane	ND	1.8	5.9	ug/L	1	10/21/2020	10/21/2020 20:13	EPA 8260	
1,2-Dibromoethane (EDB)	ND	0.83	2.8	ug/L	1	10/21/2020	10/21/2020 20:13	EPA 8260	
1,2-Dichlorobenzene	ND	0.71	2.4	ug/L	1	10/21/2020	10/21/2020 20:13	EPA 8260	
1,2-Dichloroethane	**0.40**	0.28	1.0	ug/L	1	10/21/2020	10/21/2020 20:13	EPA 8260	J
1,2-Dichloropropane	ND	0.28	1.0	ug/L	1	10/21/2020	10/21/2020 20:13	EPA 8260	
1,3,5-Trimethylbenzene	ND	0.87	2.9	ug/L	1	10/21/2020	10/21/2020 20:13	EPA 8260	
1,3-Dichlorobenzene	ND	0.63	2.1	ug/L	1	10/21/2020	10/21/2020 20:13	EPA 8260	
1,3-Dichloropropane	ND	0.83	2.8	ug/L	1	10/21/2020	10/21/2020 20:13	EPA 8260	
1,4-Dichlorobenzene	ND	0.94	3.1	ug/L	1	10/21/2020	10/21/2020 20:13	EPA 8260	
2,2-Dichloropropane	ND	2.3	7.6	ug/L	1	10/21/2020	10/21/2020 20:13	EPA 8260	
2-Butanone (MEK)	ND	2.9	20.0	ug/L	1	10/21/2020	10/21/2020 20:13	EPA 8260	
2-Chlorotoluene	ND	0.93	5.0	ug/L	1	10/21/2020	10/21/2020 20:13	EPA 8260	
2-Hexanone	ND	5.2	17.4	ug/L	1	10/21/2020	10/21/2020 20:13	EPA 8260	
4-Chlorotoluene	ND	0.76	2.5	ug/L	1	10/21/2020	10/21/2020 20:13	EPA 8260	
4-Methyl-2-pentanone (MIBK)	ND	4.6	15.5	ug/L	1	10/21/2020	10/21/2020 20:13	EPA 8260	
Acetone	ND	2.7	20.0	ug/L	1	10/21/2020	10/21/2020 20:13	EPA 8260	
Benzene	ND	0.25	1.0	ug/L	1	10/21/2020	10/21/2020 20:13	EPA 8260	
Bromobenzene	ND	0.24	1.0	ug/L	1	10/21/2020	10/21/2020 20:13	EPA 8260	
Bromochloromethane	ND	0.36	5.0	ug/L	1	10/21/2020	10/21/2020 20:13	EPA 8260	
Bromodichloromethane	ND	0.36	1.2	ug/L	1	10/21/2020	10/21/2020 20:13	EPA 8260	
Bromoform	ND	4.0	13.2	ug/L	1	10/21/2020	10/21/2020 20:13	EPA 8260	
Bromomethane	ND	0.97	5.0	ug/L	1	10/21/2020	10/21/2020 20:13	EPA 8260	
Carbon disulfide	ND	0.45	1.5	ug/L	1	10/21/2020	10/21/2020 20:13	EPA 8260	
Carbon tetrachloride	ND	1.1	3.6	ug/L	1	10/21/2020	10/21/2020 20:13	EPA 8260	
Chlorobenzene	ND	0.71	2.4	ug/L	1	10/21/2020	10/21/2020 20:13	EPA 8260	
Chloroethane	ND	1.3	5.0	ug/L	1	10/21/2020	10/21/2020 20:13	EPA 8260	
Chloroform	ND	1.3	5.0	ug/L	1	10/21/2020	10/21/2020 20:13	EPA 8260	
Chloromethane	ND	2.2	7.3	ug/L	1	10/21/2020	10/21/2020 20:13	EPA 8260	
cis-1,2-Dichloroethene	**26.8**	0.27	1.0	ug/L	1	10/21/2020	10/21/2020 20:13	EPA 8260	
cis-1,3-Dichloropropene	ND	3.6	12.1	ug/L	1	10/21/2020	10/21/2020 20:13	EPA 8260	
Dibromochloromethane	ND	2.6	8.7	ug/L	1	10/21/2020	10/21/2020 20:13	EPA 8260	

Pace Analytical®
ENVIRONMENTAL SCIENCES
MOBILE LAB SERVICES

2525 Advance Road
Madison, WI 53718
608.221.8700 Phone
608.221.4889 Fax

TRC Environmental Corporation, Inc.
708 Heartland Trail, Ste 3000
Madison WI, 53717

Project: Madison Kipp Corporation - Madison, WI
Project Number: 372148 Ph. 2 Tsk 1
Project Manager: Andrew Stehn

MP-15 (088-092)

A204226-12 (Water)

Date Sampled
10/13/2020 09:25

Pace Analytical-Green Bay, WI

EPA 8260 — **Preparation Batch:MSV 54510**

Analyte	Result	Limit of Detection	Limit of Quantitation	Units	Dilution	Prepared	Analyzed	Method	Qualifiers
Dibromomethane	ND	0.94	3.1	ug/L	1	10/21/2020	10/21/2020 20:13	EPA 8260	
Dichlorodifluoromethane	ND	0.50	5.0	ug/L	1	10/21/2020	10/21/2020 20:13	EPA 8260	
Diisopropyl ether	ND	1.9	6.3	ug/L	1	10/21/2020	10/21/2020 20:13	EPA 8260	
Ethylbenzene	ND	0.32	1.1	ug/L	1	10/21/2020	10/21/2020 20:13	EPA 8260	
Hexachloro-1,3-butadiene	ND	1.5	4.9	ug/L	1	10/21/2020	10/21/2020 20:13	EPA 8260	
Isopropylbenzene (Cumene)	ND	1.7	5.6	ug/L	1	10/21/2020	10/21/2020 20:13	EPA 8260	
m&p-Xylene	ND	0.47	2.0	ug/L	1	10/21/2020	10/21/2020 20:13	EPA 8260	
Methylene Chloride	ND	0.58	5.0	ug/L	1	10/21/2020	10/21/2020 20:13	EPA 8260	
Methyl-tert-butyl ether	ND	1.2	4.2	ug/L	1	10/21/2020	10/21/2020 20:13	EPA 8260	
Naphthalene	ND	1.2	5.0	ug/L	1	10/21/2020	10/21/2020 20:13	EPA 8260	
n-Butylbenzene	ND	0.71	2.4	ug/L	1	10/21/2020	10/21/2020 20:13	EPA 8260	
n-Hexane	ND	1.7	5.7	ug/L	1	10/21/2020	10/21/2020 20:13	EPA 8260	
n-Propylbenzene	ND	0.81	5.0	ug/L	1	10/21/2020	10/21/2020 20:13	EPA 8260	
o-Xylene	ND	0.26	1.0	ug/L	1	10/21/2020	10/21/2020 20:13	EPA 8260	
p-Isopropyltoluene	ND	0.80	2.7	ug/L	1	10/21/2020	10/21/2020 20:13	EPA 8260	
sec-Butylbenzene	ND	0.85	5.0	ug/L	1	10/21/2020	10/21/2020 20:13	EPA 8260	
Styrene	ND	3.0	10.0	ug/L	1	10/21/2020	10/21/2020 20:13	EPA 8260	
tert-Butylbenzene	ND	0.30	1.0	ug/L	1	10/21/2020	10/21/2020 20:13	EPA 8260	
Tetrachloroethene	**159**	1.6	5.4	ug/L	5	10/24/2020	10/24/2020 13:35	EPA 8260	
Tetrahydrofuran	ND	2.3	20.0	ug/L	1	10/21/2020	10/21/2020 20:13	EPA 8260	
Toluene	ND	0.27	1.0	ug/L	1	10/21/2020	10/21/2020 20:13	EPA 8260	
trans-1,2-Dichloroethene	ND	0.46	1.5	ug/L	1	10/21/2020	10/21/2020 20:13	EPA 8260	
trans-1,3-Dichloropropene	ND	4.4	14.6	ug/L	1	10/21/2020	10/21/2020 20:13	EPA 8260	
Trichloroethene	**19.1**	0.26	1.0	ug/L	1	10/21/2020	10/21/2020 20:13	EPA 8260	
Trichlorofluoromethane	ND	0.21	1.0	ug/L	1	10/21/2020	10/21/2020 20:13	EPA 8260	
Vinyl chloride	ND	0.17	1.0	ug/L	1	10/21/2020	10/21/2020 20:13	EPA 8260	
Xylene (Total)	ND	1.5	3.0	ug/L	1	10/21/2020	10/21/2020 20:13	EPA 8260	

Pace Analytical®
ENVIRONMENTAL SCIENCES
MOBILE LAB SERVICES

2525 Advance Road
Madison, WI 53718
608.221.8700 Phone
608.221.4889 Fax

TRC Environmental Corporation, Inc.
708 Heartland Trail, Ste 3000
Madison WI, 53717

Project: Madison Kipp Corporation - Madison, WI
Project Number: 372148 Ph. 2 Tsk 1
Project Manager: Andrew Stehn

MP-14 (170-178)

A204226-13 (Water)

Date Sampled
10/13/2020 10:20

Pace Analytical-Green Bay, WI

EPA 8260 — **Preparation Batch:MSV 54510**

Analyte	Result	Limit of Detection	Limit of Quantitation	Units	Dilution	Prepared	Analyzed	Method	Qualifiers
1,1,1,2-Tetrachloroethane	ND	0.27	1.0	ug/L	1	10/21/2020	10/21/2020 20:36	EPA 8260	
1,1,1-Trichloroethane	ND	0.24	1.0	ug/L	1	10/21/2020	10/21/2020 20:36	EPA 8260	
1,1,2,2-Tetrachloroethane	ND	0.28	1.0	ug/L	1	10/21/2020	10/21/2020 20:36	EPA 8260	
1,1,2-Trichloroethane	ND	0.55	5.0	ug/L	1	10/21/2020	10/21/2020 20:36	EPA 8260	
1,1,2-Trichlorotrifluoroethane	ND	0.54	5.0	ug/L	1	10/21/2020	10/21/2020 20:36	EPA 8260	
1,1-Dichloroethane	ND	0.27	1.0	ug/L	1	10/21/2020	10/21/2020 20:36	EPA 8260	
1,1-Dichloroethene	ND	0.24	1.0	ug/L	1	10/21/2020	10/21/2020 20:36	EPA 8260	
1,1-Dichloropropene	ND	0.54	1.8	ug/L	1	10/21/2020	10/21/2020 20:36	EPA 8260	
1,2,3-Trichlorobenzene	ND	2.2	7.4	ug/L	1	10/21/2020	10/21/2020 20:36	EPA 8260	
1,2,3-Trichloropropane	ND	0.59	5.0	ug/L	1	10/21/2020	10/21/2020 20:36	EPA 8260	
1,2,4-Trichlorobenzene	ND	0.95	5.0	ug/L	1	10/21/2020	10/21/2020 20:36	EPA 8260	
1,2,4-Trimethylbenzene	ND	0.84	2.8	ug/L	1	10/21/2020	10/21/2020 20:36	EPA 8260	
1,2-Dibromo-3-chloropropane	ND	1.8	5.9	ug/L	1	10/21/2020	10/21/2020 20:36	EPA 8260	
1,2-Dibromoethane (EDB)	ND	0.83	2.8	ug/L	1	10/21/2020	10/21/2020 20:36	EPA 8260	
1,2-Dichlorobenzene	ND	0.71	2.4	ug/L	1	10/21/2020	10/21/2020 20:36	EPA 8260	
1,2-Dichloroethane	ND	0.28	1.0	ug/L	1	10/21/2020	10/21/2020 20:36	EPA 8260	
1,2-Dichloropropane	ND	0.28	1.0	ug/L	1	10/21/2020	10/21/2020 20:36	EPA 8260	
1,3,5-Trimethylbenzene	ND	0.87	2.9	ug/L	1	10/21/2020	10/21/2020 20:36	EPA 8260	
1,3-Dichlorobenzene	ND	0.63	2.1	ug/L	1	10/21/2020	10/21/2020 20:36	EPA 8260	
1,3-Dichloropropane	ND	0.83	2.8	ug/L	1	10/21/2020	10/21/2020 20:36	EPA 8260	
1,4-Dichlorobenzene	ND	0.94	3.1	ug/L	1	10/21/2020	10/21/2020 20:36	EPA 8260	
2,2-Dichloropropane	ND	2.3	7.6	ug/L	1	10/21/2020	10/21/2020 20:36	EPA 8260	
2-Butanone (MEK)	ND	2.9	20.0	ug/L	1	10/21/2020	10/21/2020 20:36	EPA 8260	
2-Chlorotoluene	ND	0.93	5.0	ug/L	1	10/21/2020	10/21/2020 20:36	EPA 8260	
2-Hexanone	ND	5.2	17.4	ug/L	1	10/21/2020	10/21/2020 20:36	EPA 8260	
4-Chlorotoluene	ND	0.76	2.5	ug/L	1	10/21/2020	10/21/2020 20:36	EPA 8260	
4-Methyl-2-pentanone (MIBK)	ND	4.6	15.5	ug/L	1	10/21/2020	10/21/2020 20:36	EPA 8260	
Acetone	ND	2.7	20.0	ug/L	1	10/21/2020	10/21/2020 20:36	EPA 8260	
Benzene	ND	0.25	1.0	ug/L	1	10/21/2020	10/21/2020 20:36	EPA 8260	
Bromobenzene	ND	0.24	1.0	ug/L	1	10/21/2020	10/21/2020 20:36	EPA 8260	
Bromochloromethane	ND	0.36	5.0	ug/L	1	10/21/2020	10/21/2020 20:36	EPA 8260	
Bromodichloromethane	ND	0.36	1.2	ug/L	1	10/21/2020	10/21/2020 20:36	EPA 8260	
Bromoform	ND	4.0	13.2	ug/L	1	10/21/2020	10/21/2020 20:36	EPA 8260	
Bromomethane	ND	0.97	5.0	ug/L	1	10/21/2020	10/21/2020 20:36	EPA 8260	
Carbon disulfide	ND	0.45	1.5	ug/L	1	10/21/2020	10/21/2020 20:36	EPA 8260	
Carbon tetrachloride	ND	1.1	3.6	ug/L	1	10/21/2020	10/21/2020 20:36	EPA 8260	
Chlorobenzene	ND	0.71	2.4	ug/L	1	10/21/2020	10/21/2020 20:36	EPA 8260	
Chloroethane	ND	1.3	5.0	ug/L	1	10/21/2020	10/21/2020 20:36	EPA 8260	
Chloroform	ND	1.3	5.0	ug/L	1	10/21/2020	10/21/2020 20:36	EPA 8260	
Chloromethane	ND	2.2	7.3	ug/L	1	10/21/2020	10/21/2020 20:36	EPA 8260	
cis-1,2-Dichloroethene	**22.0**	0.27	1.0	ug/L	1	10/21/2020	10/21/2020 20:36	EPA 8260	
cis-1,3-Dichloropropene	ND	3.6	12.1	ug/L	1	10/21/2020	10/21/2020 20:36	EPA 8260	
Dibromochloromethane	ND	2.6	8.7	ug/L	1	10/21/2020	10/21/2020 20:36	EPA 8260	

Pace Analytical®
ENVIRONMENTAL SCIENCES
MOBILE LAB SERVICES

2525 Advance Road
Madison, WI 53718
608.221.8700 Phone
608.221.4889 Fax

TRC Environmental Corporation, Inc.
708 Heartland Trail, Ste 3000
Madison WI, 53717

Project: Madison Kipp Corporation - Madison, WI
Project Number: 372148 Ph. 2 Tsk 1
Project Manager: Andrew Stehn

MP-14 (170-178)

A204226-13 (Water)

Date Sampled
10/13/2020 10:20

Pace Analytical-Green Bay, WI

EPA 8260 — **Preparation Batch:MSV 54510**

Analyte	Result	Limit of Detection	Limit of Quantitation	Units	Dilution	Prepared	Analyzed	Method	Qualifiers
Dibromomethane	ND	0.94	3.1	ug/L	1	10/21/2020	10/21/2020 20:36	EPA 8260	
Dichlorodifluoromethane	ND	0.50	5.0	ug/L	1	10/21/2020	10/21/2020 20:36	EPA 8260	
Diisopropyl ether	ND	1.9	6.3	ug/L	1	10/21/2020	10/21/2020 20:36	EPA 8260	
Ethylbenzene	ND	0.32	1.1	ug/L	1	10/21/2020	10/21/2020 20:36	EPA 8260	
Hexachloro-1,3-butadiene	ND	1.5	4.9	ug/L	1	10/21/2020	10/21/2020 20:36	EPA 8260	
Isopropylbenzene (Cumene)	ND	1.7	5.6	ug/L	1	10/21/2020	10/21/2020 20:36	EPA 8260	
m&p-Xylene	ND	0.47	2.0	ug/L	1	10/21/2020	10/21/2020 20:36	EPA 8260	
Methylene Chloride	ND	0.58	5.0	ug/L	1	10/21/2020	10/21/2020 20:36	EPA 8260	
Methyl-tert-butyl ether	ND	1.2	4.2	ug/L	1	10/21/2020	10/21/2020 20:36	EPA 8260	
Naphthalene	ND	1.2	5.0	ug/L	1	10/21/2020	10/21/2020 20:36	EPA 8260	
n-Butylbenzene	ND	0.71	2.4	ug/L	1	10/21/2020	10/21/2020 20:36	EPA 8260	
n-Hexane	ND	1.7	5.7	ug/L	1	10/21/2020	10/21/2020 20:36	EPA 8260	
n-Propylbenzene	ND	0.81	5.0	ug/L	1	10/21/2020	10/21/2020 20:36	EPA 8260	
o-Xylene	ND	0.26	1.0	ug/L	1	10/21/2020	10/21/2020 20:36	EPA 8260	
p-Isopropyltoluene	ND	0.80	2.7	ug/L	1	10/21/2020	10/21/2020 20:36	EPA 8260	
sec-Butylbenzene	ND	0.85	5.0	ug/L	1	10/21/2020	10/21/2020 20:36	EPA 8260	
Styrene	ND	3.0	10.0	ug/L	1	10/21/2020	10/21/2020 20:36	EPA 8260	
tert-Butylbenzene	ND	0.30	1.0	ug/L	1	10/21/2020	10/21/2020 20:36	EPA 8260	
Tetrachloroethene	**531**	6.5	21.8	ug/L	20	10/24/2020	10/24/2020 13:57	EPA 8260	
Tetrahydrofuran	ND	2.3	20.0	ug/L	1	10/21/2020	10/21/2020 20:36	EPA 8260	
Toluene	ND	0.27	1.0	ug/L	1	10/21/2020	10/21/2020 20:36	EPA 8260	
trans-1,2-Dichloroethene	ND	0.46	1.5	ug/L	1	10/21/2020	10/21/2020 20:36	EPA 8260	
trans-1,3-Dichloropropene	ND	4.4	14.6	ug/L	1	10/21/2020	10/21/2020 20:36	EPA 8260	
Trichloroethene	**49.0**	0.26	1.0	ug/L	1	10/21/2020	10/21/2020 20:36	EPA 8260	
Trichlorofluoromethane	ND	0.21	1.0	ug/L	1	10/21/2020	10/21/2020 20:36	EPA 8260	
Vinyl chloride	ND	0.17	1.0	ug/L	1	10/21/2020	10/21/2020 20:36	EPA 8260	
Xylene (Total)	ND	1.5	3.0	ug/L	1	10/21/2020	10/21/2020 20:36	EPA 8260	

Pace Analytical®
ENVIRONMENTAL SCIENCES
MOBILE LAB SERVICES

2525 Advance Road
Madison, WI 53718
608.221.8700 Phone
608.221.4889 Fax

TRC Environmental Corporation, Inc.
708 Heartland Trail, Ste 3000
Madison WI, 53717

Project: Madison Kipp Corporation - Madison, WI
Project Number: 372148 Ph. 2 Tsk 1
Project Manager: Andrew Stehn

MP-14 (135-140)

A204226-14 (Water)

Date Sampled
10/13/2020 10:55

Pace Analytical-Green Bay, WI

EPA 8260 — **Preparation Batch:MSV 54510**

Analyte	Result	Limit of Detection	Limit of Quantitation	Units	Dilution	Prepared	Analyzed	Method	Qualifiers
1,1,1,2-Tetrachloroethane	ND	0.27	1.0	ug/L	1	10/21/2020	10/21/2020 20:58	EPA 8260	
1,1,1-Trichloroethane	ND	0.24	1.0	ug/L	1	10/21/2020	10/21/2020 20:58	EPA 8260	
1,1,2,2-Tetrachloroethane	ND	0.28	1.0	ug/L	1	10/21/2020	10/21/2020 20:58	EPA 8260	
1,1,2-Trichloroethane	ND	0.55	5.0	ug/L	1	10/21/2020	10/21/2020 20:58	EPA 8260	
1,1,2-Trichlorotrifluoroethane	ND	0.54	5.0	ug/L	1	10/21/2020	10/21/2020 20:58	EPA 8260	
1,1-Dichloroethane	ND	0.27	1.0	ug/L	1	10/21/2020	10/21/2020 20:58	EPA 8260	
1,1-Dichloroethene	ND	0.24	1.0	ug/L	1	10/21/2020	10/21/2020 20:58	EPA 8260	
1,1-Dichloropropene	ND	0.54	1.8	ug/L	1	10/21/2020	10/21/2020 20:58	EPA 8260	
1,2,3-Trichlorobenzene	ND	2.2	7.4	ug/L	1	10/21/2020	10/21/2020 20:58	EPA 8260	
1,2,3-Trichloropropane	ND	0.59	5.0	ug/L	1	10/21/2020	10/21/2020 20:58	EPA 8260	
1,2,4-Trichlorobenzene	ND	0.95	5.0	ug/L	1	10/21/2020	10/21/2020 20:58	EPA 8260	
1,2,4-Trimethylbenzene	ND	0.84	2.8	ug/L	1	10/21/2020	10/21/2020 20:58	EPA 8260	
1,2-Dibromo-3-chloropropane	ND	1.8	5.9	ug/L	1	10/21/2020	10/21/2020 20:58	EPA 8260	
1,2-Dibromoethane (EDB)	ND	0.83	2.8	ug/L	1	10/21/2020	10/21/2020 20:58	EPA 8260	
1,2-Dichlorobenzene	ND	0.71	2.4	ug/L	1	10/21/2020	10/21/2020 20:58	EPA 8260	
1,2-Dichloroethane	ND	0.28	1.0	ug/L	1	10/21/2020	10/21/2020 20:58	EPA 8260	
1,2-Dichloropropane	ND	0.28	1.0	ug/L	1	10/21/2020	10/21/2020 20:58	EPA 8260	
1,3,5-Trimethylbenzene	ND	0.87	2.9	ug/L	1	10/21/2020	10/21/2020 20:58	EPA 8260	
1,3-Dichlorobenzene	ND	0.63	2.1	ug/L	1	10/21/2020	10/21/2020 20:58	EPA 8260	
1,3-Dichloropropane	ND	0.83	2.8	ug/L	1	10/21/2020	10/21/2020 20:58	EPA 8260	
1,4-Dichlorobenzene	ND	0.94	3.1	ug/L	1	10/21/2020	10/21/2020 20:58	EPA 8260	
2,2-Dichloropropane	ND	2.3	7.6	ug/L	1	10/21/2020	10/21/2020 20:58	EPA 8260	
2-Butanone (MEK)	ND	2.9	20.0	ug/L	1	10/21/2020	10/21/2020 20:58	EPA 8260	
2-Chlorotoluene	ND	0.93	5.0	ug/L	1	10/21/2020	10/21/2020 20:58	EPA 8260	
2-Hexanone	ND	5.2	17.4	ug/L	1	10/21/2020	10/21/2020 20:58	EPA 8260	
4-Chlorotoluene	ND	0.76	2.5	ug/L	1	10/21/2020	10/21/2020 20:58	EPA 8260	
4-Methyl-2-pentanone (MIBK)	ND	4.6	15.5	ug/L	1	10/21/2020	10/21/2020 20:58	EPA 8260	
Acetone	ND	2.7	20.0	ug/L	1	10/21/2020	10/21/2020 20:58	EPA 8260	
Benzene	ND	0.25	1.0	ug/L	1	10/21/2020	10/21/2020 20:58	EPA 8260	
Bromobenzene	ND	0.24	1.0	ug/L	1	10/21/2020	10/21/2020 20:58	EPA 8260	
Bromochloromethane	ND	0.36	5.0	ug/L	1	10/21/2020	10/21/2020 20:58	EPA 8260	
Bromodichloromethane	ND	0.36	1.2	ug/L	1	10/21/2020	10/21/2020 20:58	EPA 8260	
Bromoform	ND	4.0	13.2	ug/L	1	10/21/2020	10/21/2020 20:58	EPA 8260	
Bromomethane	ND	0.97	5.0	ug/L	1	10/21/2020	10/21/2020 20:58	EPA 8260	
Carbon disulfide	ND	0.45	1.5	ug/L	1	10/21/2020	10/21/2020 20:58	EPA 8260	
Carbon tetrachloride	ND	1.1	3.6	ug/L	1	10/21/2020	10/21/2020 20:58	EPA 8260	
Chlorobenzene	ND	0.71	2.4	ug/L	1	10/21/2020	10/21/2020 20:58	EPA 8260	
Chloroethane	ND	1.3	5.0	ug/L	1	10/21/2020	10/21/2020 20:58	EPA 8260	
Chloroform	ND	1.3	5.0	ug/L	1	10/21/2020	10/21/2020 20:58	EPA 8260	
Chloromethane	ND	2.2	7.3	ug/L	1	10/21/2020	10/21/2020 20:58	EPA 8260	
cis-1,2-Dichloroethene	**4.7**	0.27	1.0	ug/L	1	10/21/2020	10/21/2020 20:58	EPA 8260	
cis-1,3-Dichloropropene	ND	3.6	12.1	ug/L	1	10/21/2020	10/21/2020 20:58	EPA 8260	
Dibromochloromethane	ND	2.6	8.7	ug/L	1	10/21/2020	10/21/2020 20:58	EPA 8260	

Pace Analytical®
ENVIRONMENTAL SCIENCES
MOBILE LAB SERVICES

2525 Advance Road
Madison, WI 53718
608.221.8700 Phone
608.221.4889 Fax

TRC Environmental Corporation, Inc.
708 Heartland Trail, Ste 3000
Madison WI, 53717

Project: Madison Kipp Corporation - Madison, WI
Project Number: 372148 Ph. 2 Tsk 1
Project Manager: Andrew Stehn

MP-14 (135-140)

A204226-14 (Water)

Date Sampled
10/13/2020 10:55

Pace Analytical-Green Bay, WI

EPA 8260 — **Preparation Batch:MSV 54510**

Analyte	Result	Limit of Detection	Limit of Quantitation	Units	Dilution	Prepared	Analyzed	Method	Qualifiers
Dibromomethane	ND	0.94	3.1	ug/L	1	10/21/2020	10/21/2020 20:58	EPA 8260	
Dichlorodifluoromethane	ND	0.50	5.0	ug/L	1	10/21/2020	10/21/2020 20:58	EPA 8260	
Diisopropyl ether	ND	1.9	6.3	ug/L	1	10/21/2020	10/21/2020 20:58	EPA 8260	
Ethylbenzene	ND	0.32	1.1	ug/L	1	10/21/2020	10/21/2020 20:58	EPA 8260	
Hexachloro-1,3-butadiene	ND	1.5	4.9	ug/L	1	10/21/2020	10/21/2020 20:58	EPA 8260	
Isopropylbenzene (Cumene)	ND	1.7	5.6	ug/L	1	10/21/2020	10/21/2020 20:58	EPA 8260	
m&p-Xylene	ND	0.47	2.0	ug/L	1	10/21/2020	10/21/2020 20:58	EPA 8260	
Methylene Chloride	ND	0.58	5.0	ug/L	1	10/21/2020	10/21/2020 20:58	EPA 8260	
Methyl-tert-butyl ether	ND	1.2	4.2	ug/L	1	10/21/2020	10/21/2020 20:58	EPA 8260	
Naphthalene	ND	1.2	5.0	ug/L	1	10/21/2020	10/21/2020 20:58	EPA 8260	
n-Butylbenzene	ND	0.71	2.4	ug/L	1	10/21/2020	10/21/2020 20:58	EPA 8260	
n-Hexane	ND	1.7	5.7	ug/L	1	10/21/2020	10/21/2020 20:58	EPA 8260	
n-Propylbenzene	ND	0.81	5.0	ug/L	1	10/21/2020	10/21/2020 20:58	EPA 8260	
o-Xylene	ND	0.26	1.0	ug/L	1	10/21/2020	10/21/2020 20:58	EPA 8260	
p-Isopropyltoluene	ND	0.80	2.7	ug/L	1	10/21/2020	10/21/2020 20:58	EPA 8260	
sec-Butylbenzene	ND	0.85	5.0	ug/L	1	10/21/2020	10/21/2020 20:58	EPA 8260	
Styrene	ND	3.0	10.0	ug/L	1	10/21/2020	10/21/2020 20:58	EPA 8260	
tert-Butylbenzene	ND	0.30	1.0	ug/L	1	10/21/2020	10/21/2020 20:58	EPA 8260	
Tetrachloroethene	**140**	0.33	1.1	ug/L	1	10/21/2020	10/21/2020 20:58	EPA 8260	
Tetrahydrofuran	ND	2.3	20.0	ug/L	1	10/21/2020	10/21/2020 20:58	EPA 8260	
Toluene	ND	0.27	1.0	ug/L	1	10/21/2020	10/21/2020 20:58	EPA 8260	
trans-1,2-Dichloroethene	ND	0.46	1.5	ug/L	1	10/21/2020	10/21/2020 20:58	EPA 8260	
trans-1,3-Dichloropropene	ND	4.4	14.6	ug/L	1	10/21/2020	10/21/2020 20:58	EPA 8260	
Trichloroethene	**9.5**	0.26	1.0	ug/L	1	10/21/2020	10/21/2020 20:58	EPA 8260	
Trichlorofluoromethane	ND	0.21	1.0	ug/L	1	10/21/2020	10/21/2020 20:58	EPA 8260	
Vinyl chloride	ND	0.17	1.0	ug/L	1	10/21/2020	10/21/2020 20:58	EPA 8260	
Xylene (Total)	ND	1.5	3.0	ug/L	1	10/21/2020	10/21/2020 20:58	EPA 8260	

Pace Analytical®
ENVIRONMENTAL SCIENCES
MOBILE LAB SERVICES

2525 Advance Road
Madison, WI 53718
608.221.8700 Phone
608.221.4889 Fax

TRC Environmental Corporation, Inc.
708 Heartland Trail, Ste 3000
Madison WI, 53717

Project: Madison Kipp Corporation - Madison, WI
Project Number: 372148 Ph. 2 Tsk 1
Project Manager: Andrew Stehn

MP-14 (100-105)

A204226-15 (Water)

Date Sampled
10/13/2020 11:15

Pace Analytical-Green Bay, WI

EPA 8260 — **Preparation Batch:MSV 54510**

Analyte	Result	Limit of Detection	Limit of Quantitation	Units	Dilution	Prepared	Analyzed	Method	Qualifiers
1,1,1,2-Tetrachloroethane	ND	0.27	1.0	ug/L	1	10/22/2020	10/22/2020 08:55	EPA 8260	
1,1,1-Trichloroethane	ND	0.24	1.0	ug/L	1	10/22/2020	10/22/2020 08:55	EPA 8260	
1,1,2,2-Tetrachloroethane	ND	0.28	1.0	ug/L	1	10/22/2020	10/22/2020 08:55	EPA 8260	
1,1,2-Trichloroethane	ND	0.55	5.0	ug/L	1	10/22/2020	10/22/2020 08:55	EPA 8260	
1,1,2-Trichlorotrifluoroethane	ND	0.54	5.0	ug/L	1	10/22/2020	10/22/2020 08:55	EPA 8260	
1,1-Dichloroethane	ND	0.27	1.0	ug/L	1	10/22/2020	10/22/2020 08:55	EPA 8260	
1,1-Dichloroethene	ND	0.24	1.0	ug/L	1	10/22/2020	10/22/2020 08:55	EPA 8260	
1,1-Dichloropropene	ND	0.54	1.8	ug/L	1	10/22/2020	10/22/2020 08:55	EPA 8260	
1,2,3-Trichlorobenzene	ND	2.2	7.4	ug/L	1	10/22/2020	10/22/2020 08:55	EPA 8260	
1,2,3-Trichloropropane	ND	0.59	5.0	ug/L	1	10/22/2020	10/22/2020 08:55	EPA 8260	
1,2,4-Trichlorobenzene	ND	0.95	5.0	ug/L	1	10/22/2020	10/22/2020 08:55	EPA 8260	
1,2,4-Trimethylbenzene	ND	0.84	2.8	ug/L	1	10/22/2020	10/22/2020 08:55	EPA 8260	
1,2-Dibromo-3-chloropropane	ND	1.8	5.9	ug/L	1	10/22/2020	10/22/2020 08:55	EPA 8260	
1,2-Dibromoethane (EDB)	ND	0.83	2.8	ug/L	1	10/22/2020	10/22/2020 08:55	EPA 8260	
1,2-Dichlorobenzene	ND	0.71	2.4	ug/L	1	10/22/2020	10/22/2020 08:55	EPA 8260	
1,2-Dichloroethane	ND	0.28	1.0	ug/L	1	10/22/2020	10/22/2020 08:55	EPA 8260	
1,2-Dichloropropane	ND	0.28	1.0	ug/L	1	10/22/2020	10/22/2020 08:55	EPA 8260	
1,3,5-Trimethylbenzene	ND	0.87	2.9	ug/L	1	10/22/2020	10/22/2020 08:55	EPA 8260	
1,3-Dichlorobenzene	ND	0.63	2.1	ug/L	1	10/22/2020	10/22/2020 08:55	EPA 8260	
1,3-Dichloropropane	ND	0.83	2.8	ug/L	1	10/22/2020	10/22/2020 08:55	EPA 8260	
1,4-Dichlorobenzene	ND	0.94	3.1	ug/L	1	10/22/2020	10/22/2020 08:55	EPA 8260	
2,2-Dichloropropane	ND	2.3	7.6	ug/L	1	10/22/2020	10/22/2020 08:55	EPA 8260	
2-Butanone (MEK)	ND	2.9	20.0	ug/L	1	10/22/2020	10/22/2020 08:55	EPA 8260	
2-Chlorotoluene	ND	0.93	5.0	ug/L	1	10/22/2020	10/22/2020 08:55	EPA 8260	
2-Hexanone	ND	5.2	17.4	ug/L	1	10/22/2020	10/22/2020 08:55	EPA 8260	
4-Chlorotoluene	ND	0.76	2.5	ug/L	1	10/22/2020	10/22/2020 08:55	EPA 8260	
4-Methyl-2-pentanone (MIBK)	ND	4.6	15.5	ug/L	1	10/22/2020	10/22/2020 08:55	EPA 8260	
Acetone	**6.2**	2.7	20.0	ug/L	1	10/22/2020	10/22/2020 08:55	EPA 8260	J
Benzene	ND	0.25	1.0	ug/L	1	10/22/2020	10/22/2020 08:55	EPA 8260	
Bromobenzene	ND	0.24	1.0	ug/L	1	10/22/2020	10/22/2020 08:55	EPA 8260	
Bromochloromethane	ND	0.36	5.0	ug/L	1	10/22/2020	10/22/2020 08:55	EPA 8260	
Bromodichloromethane	ND	0.36	1.2	ug/L	1	10/22/2020	10/22/2020 08:55	EPA 8260	
Bromoform	ND	4.0	13.2	ug/L	1	10/22/2020	10/22/2020 08:55	EPA 8260	
Bromomethane	ND	0.97	5.0	ug/L	1	10/22/2020	10/22/2020 08:55	EPA 8260	
Carbon disulfide	ND	0.45	1.5	ug/L	1	10/22/2020	10/22/2020 08:55	EPA 8260	
Carbon tetrachloride	ND	1.1	3.6	ug/L	1	10/22/2020	10/22/2020 08:55	EPA 8260	
Chlorobenzene	ND	0.71	2.4	ug/L	1	10/22/2020	10/22/2020 08:55	EPA 8260	
Chloroethane	ND	1.3	5.0	ug/L	1	10/22/2020	10/22/2020 08:55	EPA 8260	
Chloroform	ND	1.3	5.0	ug/L	1	10/22/2020	10/22/2020 08:55	EPA 8260	
Chloromethane	ND	2.2	7.3	ug/L	1	10/22/2020	10/22/2020 08:55	EPA 8260	
cis-1,2-Dichloroethene	ND	0.27	1.0	ug/L	1	10/22/2020	10/22/2020 08:55	EPA 8260	
cis-1,3-Dichloropropene	ND	3.6	12.1	ug/L	1	10/22/2020	10/22/2020 08:55	EPA 8260	
Dibromochloromethane	ND	2.6	8.7	ug/L	1	10/22/2020	10/22/2020 08:55	EPA 8260	

Pace Analytical®
ENVIRONMENTAL SCIENCES
MOBILE LAB SERVICES

2525 Advance Road
Madison, WI 53718
608.221.8700 Phone
608.221.4889 Fax

TRC Environmental Corporation, Inc.
708 Heartland Trail, Ste 3000
Madison WI, 53717

Project: Madison Kipp Corporation - Madison, WI
Project Number: 372148 Ph. 2 Tsk 1
Project Manager: Andrew Stehn

MP-14 (100-105)

A204226-15 (Water)

Date Sampled
10/13/2020 11:15

Pace Analytical-Green Bay, WI

EPA 8260 — **Preparation Batch:MSV 54510**

Analyte	Result	Limit of Detection	Limit of Quantitation	Units	Dilution	Prepared	Analyzed	Method	Qualifiers
Dibromomethane	ND	0.94	3.1	ug/L	1	10/22/2020	10/22/2020 08:55	EPA 8260	
Dichlorodifluoromethane	ND	0.50	5.0	ug/L	1	10/22/2020	10/22/2020 08:55	EPA 8260	
Diisopropyl ether	ND	1.9	6.3	ug/L	1	10/22/2020	10/22/2020 08:55	EPA 8260	
Ethylbenzene	ND	0.32	1.1	ug/L	1	10/22/2020	10/22/2020 08:55	EPA 8260	
Hexachloro-1,3-butadiene	ND	1.5	4.9	ug/L	1	10/22/2020	10/22/2020 08:55	EPA 8260	
Isopropylbenzene (Cumene)	ND	1.7	5.6	ug/L	1	10/22/2020	10/22/2020 08:55	EPA 8260	
m&p-Xylene	ND	0.47	2.0	ug/L	1	10/22/2020	10/22/2020 08:55	EPA 8260	
Methylene Chloride	ND	0.58	5.0	ug/L	1	10/22/2020	10/22/2020 08:55	EPA 8260	
Methyl-tert-butyl ether	ND	1.2	4.2	ug/L	1	10/22/2020	10/22/2020 08:55	EPA 8260	
Naphthalene	ND	1.2	5.0	ug/L	1	10/22/2020	10/22/2020 08:55	EPA 8260	
n-Butylbenzene	ND	0.71	2.4	ug/L	1	10/22/2020	10/22/2020 08:55	EPA 8260	
n-Hexane	ND	1.7	5.7	ug/L	1	10/22/2020	10/22/2020 08:55	EPA 8260	
n-Propylbenzene	ND	0.81	5.0	ug/L	1	10/22/2020	10/22/2020 08:55	EPA 8260	
o-Xylene	ND	0.26	1.0	ug/L	1	10/22/2020	10/22/2020 08:55	EPA 8260	
p-Isopropyltoluene	ND	0.80	2.7	ug/L	1	10/22/2020	10/22/2020 08:55	EPA 8260	
sec-Butylbenzene	ND	0.85	5.0	ug/L	1	10/22/2020	10/22/2020 08:55	EPA 8260	
Styrene	ND	3.0	10.0	ug/L	1	10/22/2020	10/22/2020 08:55	EPA 8260	
tert-Butylbenzene	ND	0.30	1.0	ug/L	1	10/22/2020	10/22/2020 08:55	EPA 8260	
Tetrachloroethene	**1.1**	0.33	1.1	ug/L	1	10/22/2020	10/22/2020 08:55	EPA 8260	
Tetrahydrofuran	ND	2.3	20.0	ug/L	1	10/22/2020	10/22/2020 08:55	EPA 8260	
Toluene	ND	0.27	1.0	ug/L	1	10/22/2020	10/22/2020 08:55	EPA 8260	
trans-1,2-Dichloroethene	ND	0.46	1.5	ug/L	1	10/22/2020	10/22/2020 08:55	EPA 8260	
trans-1,3-Dichloropropene	ND	4.4	14.6	ug/L	1	10/22/2020	10/22/2020 08:55	EPA 8260	
Trichloroethene	ND	0.26	1.0	ug/L	1	10/22/2020	10/22/2020 08:55	EPA 8260	
Trichlorofluoromethane	ND	0.21	1.0	ug/L	1	10/22/2020	10/22/2020 08:55	EPA 8260	
Vinyl chloride	ND	0.17	1.0	ug/L	1	10/22/2020	10/22/2020 08:55	EPA 8260	
Xylene (Total)	ND	1.5	3.0	ug/L	1	10/22/2020	10/22/2020 08:55	EPA 8260	

Pace Analytical®
ENVIRONMENTAL SCIENCES
MOBILE LAB SERVICES

2525 Advance Road
Madison, WI 53718
608.221.8700 Phone
608.221.4889 Fax

TRC Environmental Corporation, Inc.
708 Heartland Trail, Ste 3000
Madison WI, 53717

Project: Madison Kipp Corporation - Madison, WI
Project Number: 372148 Ph. 2 Tsk 1
Project Manager: Andrew Stehn

MP-16 (175-179)

A204226-16 (Water)

Date Sampled
10/13/2020 12:15

Pace Analytical-Green Bay, WI

EPA 8260 — **Preparation Batch:MSV 54510**

Analyte	Result	Limit of Detection	Limit of Quantitation	Units	Dilution	Prepared	Analyzed	Method	Qualifiers
1,1,1,2-Tetrachloroethane	ND	0.27	1.0	ug/L	1	10/21/2020	10/21/2020 21:43	EPA 8260	
1,1,1-Trichloroethane	ND	0.24	1.0	ug/L	1	10/21/2020	10/21/2020 21:43	EPA 8260	
1,1,2,2-Tetrachloroethane	ND	0.28	1.0	ug/L	1	10/21/2020	10/21/2020 21:43	EPA 8260	
1,1,2-Trichloroethane	ND	0.55	5.0	ug/L	1	10/21/2020	10/21/2020 21:43	EPA 8260	
1,1,2-Trichlorotrifluoroethane	ND	0.54	5.0	ug/L	1	10/21/2020	10/21/2020 21:43	EPA 8260	
1,1-Dichloroethane	ND	0.27	1.0	ug/L	1	10/21/2020	10/21/2020 21:43	EPA 8260	
1,1-Dichloroethene	ND	0.24	1.0	ug/L	1	10/21/2020	10/21/2020 21:43	EPA 8260	
1,1-Dichloropropene	ND	0.54	1.8	ug/L	1	10/21/2020	10/21/2020 21:43	EPA 8260	
1,2,3-Trichlorobenzene	ND	2.2	7.4	ug/L	1	10/21/2020	10/21/2020 21:43	EPA 8260	
1,2,3-Trichloropropane	ND	0.59	5.0	ug/L	1	10/21/2020	10/21/2020 21:43	EPA 8260	
1,2,4-Trichlorobenzene	ND	0.95	5.0	ug/L	1	10/21/2020	10/21/2020 21:43	EPA 8260	
1,2,4-Trimethylbenzene	ND	0.84	2.8	ug/L	1	10/21/2020	10/21/2020 21:43	EPA 8260	
1,2-Dibromo-3-chloropropane	ND	1.8	5.9	ug/L	1	10/21/2020	10/21/2020 21:43	EPA 8260	
1,2-Dibromoethane (EDB)	ND	0.83	2.8	ug/L	1	10/21/2020	10/21/2020 21:43	EPA 8260	
1,2-Dichlorobenzene	ND	0.71	2.4	ug/L	1	10/21/2020	10/21/2020 21:43	EPA 8260	
1,2-Dichloroethane	ND	0.28	1.0	ug/L	1	10/21/2020	10/21/2020 21:43	EPA 8260	
1,2-Dichloropropane	ND	0.28	1.0	ug/L	1	10/21/2020	10/21/2020 21:43	EPA 8260	
1,3,5-Trimethylbenzene	ND	0.87	2.9	ug/L	1	10/21/2020	10/21/2020 21:43	EPA 8260	
1,3-Dichlorobenzene	ND	0.63	2.1	ug/L	1	10/21/2020	10/21/2020 21:43	EPA 8260	
1,3-Dichloropropane	ND	0.83	2.8	ug/L	1	10/21/2020	10/21/2020 21:43	EPA 8260	
1,4-Dichlorobenzene	ND	0.94	3.1	ug/L	1	10/21/2020	10/21/2020 21:43	EPA 8260	
2,2-Dichloropropane	ND	2.3	7.6	ug/L	1	10/21/2020	10/21/2020 21:43	EPA 8260	
2-Butanone (MEK)	ND	2.9	20.0	ug/L	1	10/21/2020	10/21/2020 21:43	EPA 8260	
2-Chlorotoluene	ND	0.93	5.0	ug/L	1	10/21/2020	10/21/2020 21:43	EPA 8260	
2-Hexanone	ND	5.2	17.4	ug/L	1	10/21/2020	10/21/2020 21:43	EPA 8260	
4-Chlorotoluene	ND	0.76	2.5	ug/L	1	10/21/2020	10/21/2020 21:43	EPA 8260	
4-Methyl-2-pentanone (MIBK)	ND	4.6	15.5	ug/L	1	10/21/2020	10/21/2020 21:43	EPA 8260	
Acetone	ND	2.7	20.0	ug/L	1	10/21/2020	10/21/2020 21:43	EPA 8260	
Benzene	ND	0.25	1.0	ug/L	1	10/21/2020	10/21/2020 21:43	EPA 8260	
Bromobenzene	ND	0.24	1.0	ug/L	1	10/21/2020	10/21/2020 21:43	EPA 8260	
Bromochloromethane	ND	0.36	5.0	ug/L	1	10/21/2020	10/21/2020 21:43	EPA 8260	
Bromodichloromethane	ND	0.36	1.2	ug/L	1	10/21/2020	10/21/2020 21:43	EPA 8260	
Bromoform	ND	4.0	13.2	ug/L	1	10/21/2020	10/21/2020 21:43	EPA 8260	
Bromomethane	ND	0.97	5.0	ug/L	1	10/21/2020	10/21/2020 21:43	EPA 8260	
Carbon disulfide	ND	0.45	1.5	ug/L	1	10/21/2020	10/21/2020 21:43	EPA 8260	
Carbon tetrachloride	ND	1.1	3.6	ug/L	1	10/21/2020	10/21/2020 21:43	EPA 8260	
Chlorobenzene	ND	0.71	2.4	ug/L	1	10/21/2020	10/21/2020 21:43	EPA 8260	
Chloroethane	ND	1.3	5.0	ug/L	1	10/21/2020	10/21/2020 21:43	EPA 8260	
Chloroform	ND	1.3	5.0	ug/L	1	10/21/2020	10/21/2020 21:43	EPA 8260	
Chloromethane	ND	2.2	7.3	ug/L	1	10/21/2020	10/21/2020 21:43	EPA 8260	
cis-1,2-Dichloroethene	**0.30**	0.27	1.0	ug/L	1	10/21/2020	10/21/2020 21:43	EPA 8260	J
cis-1,3-Dichloropropene	ND	3.6	12.1	ug/L	1	10/21/2020	10/21/2020 21:43	EPA 8260	
Dibromochloromethane	ND	2.6	8.7	ug/L	1	10/21/2020	10/21/2020 21:43	EPA 8260	

Pace Analytical®
ENVIRONMENTAL SCIENCES
MOBILE LAB SERVICES

2525 Advance Road
Madison, WI 53718
608.221.8700 Phone
608.221.4889 Fax

TRC Environmental Corporation, Inc.
708 Heartland Trail, Ste 3000
Madison WI, 53717

Project: Madison Kipp Corporation - Madison, WI
Project Number: 372148 Ph. 2 Tsk 1
Project Manager: Andrew Stehn

MP-16 (175-179)

A204226-16 (Water)

Date Sampled
10/13/2020 12:15

Pace Analytical-Green Bay, WI

EPA 8260 — **Preparation Batch:MSV 54510**

Analyte	Result	Limit of Detection	Limit of Quantitation	Units	Dilution	Prepared	Analyzed	Method	Qualifiers
Dibromomethane	ND	0.94	3.1	ug/L	1	10/21/2020	10/21/2020 21:43	EPA 8260	
Dichlorodifluoromethane	ND	0.50	5.0	ug/L	1	10/21/2020	10/21/2020 21:43	EPA 8260	
Diisopropyl ether	ND	1.9	6.3	ug/L	1	10/21/2020	10/21/2020 21:43	EPA 8260	
Ethylbenzene	ND	0.32	1.1	ug/L	1	10/21/2020	10/21/2020 21:43	EPA 8260	
Hexachloro-1,3-butadiene	ND	1.5	4.9	ug/L	1	10/21/2020	10/21/2020 21:43	EPA 8260	
Isopropylbenzene (Cumene)	ND	1.7	5.6	ug/L	1	10/21/2020	10/21/2020 21:43	EPA 8260	
m&p-Xylene	ND	0.47	2.0	ug/L	1	10/21/2020	10/21/2020 21:43	EPA 8260	
Methylene Chloride	ND	0.58	5.0	ug/L	1	10/21/2020	10/21/2020 21:43	EPA 8260	
Methyl-tert-butyl ether	ND	1.2	4.2	ug/L	1	10/21/2020	10/21/2020 21:43	EPA 8260	
Naphthalene	ND	1.2	5.0	ug/L	1	10/21/2020	10/21/2020 21:43	EPA 8260	
n-Butylbenzene	ND	0.71	2.4	ug/L	1	10/21/2020	10/21/2020 21:43	EPA 8260	
n-Hexane	ND	1.7	5.7	ug/L	1	10/21/2020	10/21/2020 21:43	EPA 8260	
n-Propylbenzene	ND	0.81	5.0	ug/L	1	10/21/2020	10/21/2020 21:43	EPA 8260	
o-Xylene	ND	0.26	1.0	ug/L	1	10/21/2020	10/21/2020 21:43	EPA 8260	
p-Isopropyltoluene	ND	0.80	2.7	ug/L	1	10/21/2020	10/21/2020 21:43	EPA 8260	
sec-Butylbenzene	ND	0.85	5.0	ug/L	1	10/21/2020	10/21/2020 21:43	EPA 8260	
Styrene	ND	3.0	10.0	ug/L	1	10/21/2020	10/21/2020 21:43	EPA 8260	
tert-Butylbenzene	ND	0.30	1.0	ug/L	1	10/21/2020	10/21/2020 21:43	EPA 8260	
Tetrachloroethene	**11.2**	0.33	1.1	ug/L	1	10/21/2020	10/21/2020 21:43	EPA 8260	
Tetrahydrofuran	ND	2.3	20.0	ug/L	1	10/21/2020	10/21/2020 21:43	EPA 8260	
Toluene	ND	0.27	1.0	ug/L	1	10/21/2020	10/21/2020 21:43	EPA 8260	
trans-1,2-Dichloroethene	ND	0.46	1.5	ug/L	1	10/21/2020	10/21/2020 21:43	EPA 8260	
trans-1,3-Dichloropropene	ND	4.4	14.6	ug/L	1	10/21/2020	10/21/2020 21:43	EPA 8260	
Trichloroethene	**1.8**	0.26	1.0	ug/L	1	10/21/2020	10/21/2020 21:43	EPA 8260	
Trichlorofluoromethane	ND	0.21	1.0	ug/L	1	10/21/2020	10/21/2020 21:43	EPA 8260	
Vinyl chloride	ND	0.17	1.0	ug/L	1	10/21/2020	10/21/2020 21:43	EPA 8260	
Xylene (Total)	ND	1.5	3.0	ug/L	1	10/21/2020	10/21/2020 21:43	EPA 8260	

Pace Analytical®
ENVIRONMENTAL SCIENCES
MOBILE LAB SERVICES

2525 Advance Road
Madison, WI 53718
608.221.8700 Phone
608.221.4889 Fax

TRC Environmental Corporation, Inc.
708 Heartland Trail, Ste 3000
Madison WI, 53717

Project: Madison Kipp Corporation - Madison, WI
Project Number: 372148 Ph. 2 Tsk 1
Project Manager: Andrew Stehn

MP-16 (140-144)

A204226-17 (Water)

Date Sampled
10/13/2020 12:35

Pace Analytical-Green Bay, WI

EPA 8260 — **Preparation Batch:MSV 54510**

Analyte	Result	Limit of Detection	Limit of Quantitation	Units	Dilution	Prepared	Analyzed	Method	Qualifiers
1,1,1,2-Tetrachloroethane	ND	0.27	1.0	ug/L	1	10/21/2020	10/21/2020 22:06	EPA 8260	
1,1,1-Trichloroethane	ND	0.24	1.0	ug/L	1	10/21/2020	10/21/2020 22:06	EPA 8260	
1,1,2,2-Tetrachloroethane	ND	0.28	1.0	ug/L	1	10/21/2020	10/21/2020 22:06	EPA 8260	
1,1,2-Trichloroethane	ND	0.55	5.0	ug/L	1	10/21/2020	10/21/2020 22:06	EPA 8260	
1,1,2-Trichlorotrifluoroethane	ND	0.54	5.0	ug/L	1	10/21/2020	10/21/2020 22:06	EPA 8260	
1,1-Dichloroethane	ND	0.27	1.0	ug/L	1	10/21/2020	10/21/2020 22:06	EPA 8260	
1,1-Dichloroethene	ND	0.24	1.0	ug/L	1	10/21/2020	10/21/2020 22:06	EPA 8260	
1,1-Dichloropropene	ND	0.54	1.8	ug/L	1	10/21/2020	10/21/2020 22:06	EPA 8260	
1,2,3-Trichlorobenzene	ND	2.2	7.4	ug/L	1	10/21/2020	10/21/2020 22:06	EPA 8260	
1,2,3-Trichloropropane	ND	0.59	5.0	ug/L	1	10/21/2020	10/21/2020 22:06	EPA 8260	
1,2,4-Trichlorobenzene	ND	0.95	5.0	ug/L	1	10/21/2020	10/21/2020 22:06	EPA 8260	
1,2,4-Trimethylbenzene	ND	0.84	2.8	ug/L	1	10/21/2020	10/21/2020 22:06	EPA 8260	
1,2-Dibromo-3-chloropropane	ND	1.8	5.9	ug/L	1	10/21/2020	10/21/2020 22:06	EPA 8260	
1,2-Dibromoethane (EDB)	ND	0.83	2.8	ug/L	1	10/21/2020	10/21/2020 22:06	EPA 8260	
1,2-Dichlorobenzene	ND	0.71	2.4	ug/L	1	10/21/2020	10/21/2020 22:06	EPA 8260	
1,2-Dichloroethane	ND	0.28	1.0	ug/L	1	10/21/2020	10/21/2020 22:06	EPA 8260	
1,2-Dichloropropane	ND	0.28	1.0	ug/L	1	10/21/2020	10/21/2020 22:06	EPA 8260	
1,3,5-Trimethylbenzene	ND	0.87	2.9	ug/L	1	10/21/2020	10/21/2020 22:06	EPA 8260	
1,3-Dichlorobenzene	ND	0.63	2.1	ug/L	1	10/21/2020	10/21/2020 22:06	EPA 8260	
1,3-Dichloropropane	ND	0.83	2.8	ug/L	1	10/21/2020	10/21/2020 22:06	EPA 8260	
1,4-Dichlorobenzene	ND	0.94	3.1	ug/L	1	10/21/2020	10/21/2020 22:06	EPA 8260	
2,2-Dichloropropane	ND	2.3	7.6	ug/L	1	10/21/2020	10/21/2020 22:06	EPA 8260	
2-Butanone (MEK)	ND	2.9	20.0	ug/L	1	10/21/2020	10/21/2020 22:06	EPA 8260	
2-Chlorotoluene	ND	0.93	5.0	ug/L	1	10/21/2020	10/21/2020 22:06	EPA 8260	
2-Hexanone	ND	5.2	17.4	ug/L	1	10/21/2020	10/21/2020 22:06	EPA 8260	
4-Chlorotoluene	ND	0.76	2.5	ug/L	1	10/21/2020	10/21/2020 22:06	EPA 8260	
4-Methyl-2-pentanone (MIBK)	ND	4.6	15.5	ug/L	1	10/21/2020	10/21/2020 22:06	EPA 8260	
Acetone	ND	2.7	20.0	ug/L	1	10/21/2020	10/21/2020 22:06	EPA 8260	
Benzene	ND	0.25	1.0	ug/L	1	10/21/2020	10/21/2020 22:06	EPA 8260	
Bromobenzene	ND	0.24	1.0	ug/L	1	10/21/2020	10/21/2020 22:06	EPA 8260	
Bromochloromethane	ND	0.36	5.0	ug/L	1	10/21/2020	10/21/2020 22:06	EPA 8260	
Bromodichloromethane	ND	0.36	1.2	ug/L	1	10/21/2020	10/21/2020 22:06	EPA 8260	
Bromoform	ND	4.0	13.2	ug/L	1	10/21/2020	10/21/2020 22:06	EPA 8260	
Bromomethane	ND	0.97	5.0	ug/L	1	10/21/2020	10/21/2020 22:06	EPA 8260	
Carbon disulfide	ND	0.45	1.5	ug/L	1	10/21/2020	10/21/2020 22:06	EPA 8260	
Carbon tetrachloride	ND	1.1	3.6	ug/L	1	10/21/2020	10/21/2020 22:06	EPA 8260	
Chlorobenzene	ND	0.71	2.4	ug/L	1	10/21/2020	10/21/2020 22:06	EPA 8260	
Chloroethane	ND	1.3	5.0	ug/L	1	10/21/2020	10/21/2020 22:06	EPA 8260	
Chloroform	ND	1.3	5.0	ug/L	1	10/21/2020	10/21/2020 22:06	EPA 8260	
Chloromethane	ND	2.2	7.3	ug/L	1	10/21/2020	10/21/2020 22:06	EPA 8260	
cis-1,2-Dichloroethene	**3.6**	0.27	1.0	ug/L	1	10/21/2020	10/21/2020 22:06	EPA 8260	
cis-1,3-Dichloropropene	ND	3.6	12.1	ug/L	1	10/21/2020	10/21/2020 22:06	EPA 8260	
Dibromochloromethane	ND	2.6	8.7	ug/L	1	10/21/2020	10/21/2020 22:06	EPA 8260	

Pace Analytical®
ENVIRONMENTAL SCIENCES
MOBILE LAB SERVICES

2525 Advance Road
Madison, WI 53718
608.221.8700 Phone
608.221.4889 Fax

TRC Environmental Corporation, Inc.
708 Heartland Trail, Ste 3000
Madison WI, 53717

Project: Madison Kipp Corporation - Madison, WI
Project Number: 372148 Ph. 2 Tsk 1
Project Manager: Andrew Stehn

MP-16 (140-144)

A204226-17 (Water)

Date Sampled
10/13/2020 12:35

Pace Analytical-Green Bay, WI

EPA 8260 — **Preparation Batch:MSV 54510**

Analyte	Result	Limit of Detection	Limit of Quantitation	Units	Dilution	Prepared	Analyzed	Method	Qualifiers
Dibromomethane	ND	0.94	3.1	ug/L	1	10/21/2020	10/21/2020 22:06	EPA 8260	
Dichlorodifluoromethane	ND	0.50	5.0	ug/L	1	10/21/2020	10/21/2020 22:06	EPA 8260	
Diisopropyl ether	ND	1.9	6.3	ug/L	1	10/21/2020	10/21/2020 22:06	EPA 8260	
Ethylbenzene	ND	0.32	1.1	ug/L	1	10/21/2020	10/21/2020 22:06	EPA 8260	
Hexachloro-1,3-butadiene	ND	1.5	4.9	ug/L	1	10/21/2020	10/21/2020 22:06	EPA 8260	
Isopropylbenzene (Cumene)	ND	1.7	5.6	ug/L	1	10/21/2020	10/21/2020 22:06	EPA 8260	
m&p-Xylene	ND	0.47	2.0	ug/L	1	10/21/2020	10/21/2020 22:06	EPA 8260	
Methylene Chloride	ND	0.58	5.0	ug/L	1	10/21/2020	10/21/2020 22:06	EPA 8260	
Methyl-tert-butyl ether	ND	1.2	4.2	ug/L	1	10/21/2020	10/21/2020 22:06	EPA 8260	
Naphthalene	ND	1.2	5.0	ug/L	1	10/21/2020	10/21/2020 22:06	EPA 8260	
n-Butylbenzene	ND	0.71	2.4	ug/L	1	10/21/2020	10/21/2020 22:06	EPA 8260	
n-Hexane	ND	1.7	5.7	ug/L	1	10/21/2020	10/21/2020 22:06	EPA 8260	
n-Propylbenzene	ND	0.81	5.0	ug/L	1	10/21/2020	10/21/2020 22:06	EPA 8260	
o-Xylene	ND	0.26	1.0	ug/L	1	10/21/2020	10/21/2020 22:06	EPA 8260	
p-Isopropyltoluene	ND	0.80	2.7	ug/L	1	10/21/2020	10/21/2020 22:06	EPA 8260	
sec-Butylbenzene	ND	0.85	5.0	ug/L	1	10/21/2020	10/21/2020 22:06	EPA 8260	
Styrene	ND	3.0	10.0	ug/L	1	10/21/2020	10/21/2020 22:06	EPA 8260	
tert-Butylbenzene	ND	0.30	1.0	ug/L	1	10/21/2020	10/21/2020 22:06	EPA 8260	
Tetrachloroethene	**62.7**	0.33	1.1	ug/L	1	10/21/2020	10/21/2020 22:06	EPA 8260	
Tetrahydrofuran	ND	2.3	20.0	ug/L	1	10/21/2020	10/21/2020 22:06	EPA 8260	
Toluene	ND	0.27	1.0	ug/L	1	10/21/2020	10/21/2020 22:06	EPA 8260	
trans-1,2-Dichloroethene	ND	0.46	1.5	ug/L	1	10/21/2020	10/21/2020 22:06	EPA 8260	
trans-1,3-Dichloropropene	ND	4.4	14.6	ug/L	1	10/21/2020	10/21/2020 22:06	EPA 8260	
Trichloroethene	**12.7**	0.26	1.0	ug/L	1	10/21/2020	10/21/2020 22:06	EPA 8260	
Trichlorofluoromethane	ND	0.21	1.0	ug/L	1	10/21/2020	10/21/2020 22:06	EPA 8260	
Vinyl chloride	ND	0.17	1.0	ug/L	1	10/21/2020	10/21/2020 22:06	EPA 8260	
Xylene (Total)	ND	1.5	3.0	ug/L	1	10/21/2020	10/21/2020 22:06	EPA 8260	

Pace Analytical®
ENVIRONMENTAL SCIENCES
MOBILE LAB SERVICES

2525 Advance Road
Madison, WI 53718
608.221.8700 Phone
608.221.4889 Fax

TRC Environmental Corporation, Inc.
708 Heartland Trail, Ste 3000
Madison WI, 53717

Project: Madison Kipp Corporation - Madison, WI
Project Number: 372148 Ph. 2 Tsk 1
Project Manager: Andrew Stehn

MP-16 (106-116)

A204226-18 (Water)

Date Sampled
10/13/2020 13:15

Pace Analytical-Green Bay, WI

EPA 8260 — **Preparation Batch:MSV 54510**

Analyte	Result	Limit of Detection	Limit of Quantitation	Units	Dilution	Prepared	Analyzed	Method	Qualifiers
1,1,1,2-Tetrachloroethane	ND	0.27	1.0	ug/L	1	10/21/2020	10/21/2020 22:28	EPA 8260	
1,1,1-Trichloroethane	ND	0.24	1.0	ug/L	1	10/21/2020	10/21/2020 22:28	EPA 8260	
1,1,2,2-Tetrachloroethane	ND	0.28	1.0	ug/L	1	10/21/2020	10/21/2020 22:28	EPA 8260	
1,1,2-Trichloroethane	ND	0.55	5.0	ug/L	1	10/21/2020	10/21/2020 22:28	EPA 8260	
1,1,2-Trichlorotrifluoroethane	ND	0.54	5.0	ug/L	1	10/21/2020	10/21/2020 22:28	EPA 8260	
1,1-Dichloroethane	ND	0.27	1.0	ug/L	1	10/21/2020	10/21/2020 22:28	EPA 8260	
1,1-Dichloroethene	ND	0.24	1.0	ug/L	1	10/21/2020	10/21/2020 22:28	EPA 8260	
1,1-Dichloropropene	ND	0.54	1.8	ug/L	1	10/21/2020	10/21/2020 22:28	EPA 8260	
1,2,3-Trichlorobenzene	ND	2.2	7.4	ug/L	1	10/21/2020	10/21/2020 22:28	EPA 8260	
1,2,3-Trichloropropane	ND	0.59	5.0	ug/L	1	10/21/2020	10/21/2020 22:28	EPA 8260	
1,2,4-Trichlorobenzene	ND	0.95	5.0	ug/L	1	10/21/2020	10/21/2020 22:28	EPA 8260	
1,2,4-Trimethylbenzene	ND	0.84	2.8	ug/L	1	10/21/2020	10/21/2020 22:28	EPA 8260	
1,2-Dibromo-3-chloropropane	ND	1.8	5.9	ug/L	1	10/21/2020	10/21/2020 22:28	EPA 8260	
1,2-Dibromoethane (EDB)	ND	0.83	2.8	ug/L	1	10/21/2020	10/21/2020 22:28	EPA 8260	
1,2-Dichlorobenzene	ND	0.71	2.4	ug/L	1	10/21/2020	10/21/2020 22:28	EPA 8260	
1,2-Dichloroethane	ND	0.28	1.0	ug/L	1	10/21/2020	10/21/2020 22:28	EPA 8260	
1,2-Dichloropropane	ND	0.28	1.0	ug/L	1	10/21/2020	10/21/2020 22:28	EPA 8260	
1,3,5-Trimethylbenzene	ND	0.87	2.9	ug/L	1	10/21/2020	10/21/2020 22:28	EPA 8260	
1,3-Dichlorobenzene	ND	0.63	2.1	ug/L	1	10/21/2020	10/21/2020 22:28	EPA 8260	
1,3-Dichloropropane	ND	0.83	2.8	ug/L	1	10/21/2020	10/21/2020 22:28	EPA 8260	
1,4-Dichlorobenzene	ND	0.94	3.1	ug/L	1	10/21/2020	10/21/2020 22:28	EPA 8260	
2,2-Dichloropropane	ND	2.3	7.6	ug/L	1	10/21/2020	10/21/2020 22:28	EPA 8260	
2-Butanone (MEK)	ND	2.9	20.0	ug/L	1	10/21/2020	10/21/2020 22:28	EPA 8260	
2-Chlorotoluene	ND	0.93	5.0	ug/L	1	10/21/2020	10/21/2020 22:28	EPA 8260	
2-Hexanone	ND	5.2	17.4	ug/L	1	10/21/2020	10/21/2020 22:28	EPA 8260	
4-Chlorotoluene	ND	0.76	2.5	ug/L	1	10/21/2020	10/21/2020 22:28	EPA 8260	
4-Methyl-2-pentanone (MIBK)	ND	4.6	15.5	ug/L	1	10/21/2020	10/21/2020 22:28	EPA 8260	
Acetone	ND	2.7	20.0	ug/L	1	10/21/2020	10/21/2020 22:28	EPA 8260	
Benzene	ND	0.25	1.0	ug/L	1	10/21/2020	10/21/2020 22:28	EPA 8260	
Bromobenzene	ND	0.24	1.0	ug/L	1	10/21/2020	10/21/2020 22:28	EPA 8260	
Bromochloromethane	ND	0.36	5.0	ug/L	1	10/21/2020	10/21/2020 22:28	EPA 8260	
Bromodichloromethane	ND	0.36	1.2	ug/L	1	10/21/2020	10/21/2020 22:28	EPA 8260	
Bromoform	ND	4.0	13.2	ug/L	1	10/21/2020	10/21/2020 22:28	EPA 8260	
Bromomethane	ND	0.97	5.0	ug/L	1	10/21/2020	10/21/2020 22:28	EPA 8260	
Carbon disulfide	ND	0.45	1.5	ug/L	1	10/21/2020	10/21/2020 22:28	EPA 8260	
Carbon tetrachloride	ND	1.1	3.6	ug/L	1	10/21/2020	10/21/2020 22:28	EPA 8260	
Chlorobenzene	ND	0.71	2.4	ug/L	1	10/21/2020	10/21/2020 22:28	EPA 8260	
Chloroethane	ND	1.3	5.0	ug/L	1	10/21/2020	10/21/2020 22:28	EPA 8260	
Chloroform	ND	1.3	5.0	ug/L	1	10/21/2020	10/21/2020 22:28	EPA 8260	
Chloromethane	ND	2.2	7.3	ug/L	1	10/21/2020	10/21/2020 22:28	EPA 8260	
cis-1,2-Dichloroethene	**5.5**	0.27	1.0	ug/L	1	10/21/2020	10/21/2020 22:28	EPA 8260	
cis-1,3-Dichloropropene	ND	3.6	12.1	ug/L	1	10/21/2020	10/21/2020 22:28	EPA 8260	
Dibromochloromethane	ND	2.6	8.7	ug/L	1	10/21/2020	10/21/2020 22:28	EPA 8260	

Pace Analytical®
ENVIRONMENTAL SCIENCES
MOBILE LAB SERVICES

2525 Advance Road
Madison, WI 53718
608.221.8700 Phone
608.221.4889 Fax

TRC Environmental Corporation, Inc.
708 Heartland Trail, Ste 3000
Madison WI, 53717

Project: Madison Kipp Corporation - Madison, WI
Project Number: 372148 Ph. 2 Tsk 1
Project Manager: Andrew Stehn

MP-16 (106-116)

A204226-18 (Water)

Date Sampled
10/13/2020 13:15

Pace Analytical-Green Bay, WI

EPA 8260 — **Preparation Batch:MSV 54510**

Analyte	Result	Limit of Detection	Limit of Quantitation	Units	Dilution	Prepared	Analyzed	Method	Qualifiers
Dibromomethane	ND	0.94	3.1	ug/L	1	10/21/2020	10/21/2020 22:28	EPA 8260	
Dichlorodifluoromethane	ND	0.50	5.0	ug/L	1	10/21/2020	10/21/2020 22:28	EPA 8260	
Diisopropyl ether	ND	1.9	6.3	ug/L	1	10/21/2020	10/21/2020 22:28	EPA 8260	
Ethylbenzene	ND	0.32	1.1	ug/L	1	10/21/2020	10/21/2020 22:28	EPA 8260	
Hexachloro-1,3-butadiene	ND	1.5	4.9	ug/L	1	10/21/2020	10/21/2020 22:28	EPA 8260	
Isopropylbenzene (Cumene)	ND	1.7	5.6	ug/L	1	10/21/2020	10/21/2020 22:28	EPA 8260	
m&p-Xylene	ND	0.47	2.0	ug/L	1	10/21/2020	10/21/2020 22:28	EPA 8260	
Methylene Chloride	ND	0.58	5.0	ug/L	1	10/21/2020	10/21/2020 22:28	EPA 8260	
Methyl-tert-butyl ether	ND	1.2	4.2	ug/L	1	10/21/2020	10/21/2020 22:28	EPA 8260	
Naphthalene	ND	1.2	5.0	ug/L	1	10/21/2020	10/21/2020 22:28	EPA 8260	
n-Butylbenzene	ND	0.71	2.4	ug/L	1	10/21/2020	10/21/2020 22:28	EPA 8260	
n-Hexane	ND	1.7	5.7	ug/L	1	10/21/2020	10/21/2020 22:28	EPA 8260	
n-Propylbenzene	ND	0.81	5.0	ug/L	1	10/21/2020	10/21/2020 22:28	EPA 8260	
o-Xylene	ND	0.26	1.0	ug/L	1	10/21/2020	10/21/2020 22:28	EPA 8260	
p-Isopropyltoluene	ND	0.80	2.7	ug/L	1	10/21/2020	10/21/2020 22:28	EPA 8260	
sec-Butylbenzene	ND	0.85	5.0	ug/L	1	10/21/2020	10/21/2020 22:28	EPA 8260	
Styrene	ND	3.0	10.0	ug/L	1	10/21/2020	10/21/2020 22:28	EPA 8260	
tert-Butylbenzene	ND	0.30	1.0	ug/L	1	10/21/2020	10/21/2020 22:28	EPA 8260	
Tetrachloroethene	**62.6**	0.33	1.1	ug/L	1	10/21/2020	10/21/2020 22:28	EPA 8260	
Tetrahydrofuran	ND	2.3	20.0	ug/L	1	10/21/2020	10/21/2020 22:28	EPA 8260	
Toluene	ND	0.27	1.0	ug/L	1	10/21/2020	10/21/2020 22:28	EPA 8260	
trans-1,2-Dichloroethene	ND	0.46	1.5	ug/L	1	10/21/2020	10/21/2020 22:28	EPA 8260	
trans-1,3-Dichloropropene	ND	4.4	14.6	ug/L	1	10/21/2020	10/21/2020 22:28	EPA 8260	
Trichloroethene	**9.0**	0.26	1.0	ug/L	1	10/21/2020	10/21/2020 22:28	EPA 8260	
Trichlorofluoromethane	ND	0.21	1.0	ug/L	1	10/21/2020	10/21/2020 22:28	EPA 8260	
Vinyl chloride	ND	0.17	1.0	ug/L	1	10/21/2020	10/21/2020 22:28	EPA 8260	
Xylene (Total)	ND	1.5	3.0	ug/L	1	10/21/2020	10/21/2020 22:28	EPA 8260	

Pace Analytical®
ENVIRONMENTAL SCIENCES
MOBILE LAB SERVICES

2525 Advance Road
Madison, WI 53718
608.221.8700 Phone
608.221.4889 Fax

TRC Environmental Corporation, Inc.
708 Heartland Trail, Ste 3000
Madison WI, 53717

Project: Madison Kipp Corporation - Madison, WI
Project Number: 372148 Ph. 2 Tsk 1
Project Manager: Andrew Stehn

MW-25D2

A204226-19 (Water)

Date Sampled
10/13/2020 15:51

Pace Analytical-Green Bay, WI

EPA 8260 — **Preparation Batch:MSV 54510**

Analyte	Result	Limit of Detection	Limit of Quantitation	Units	Dilution	Prepared	Analyzed	Method	Qualifiers
1,1,1,2-Tetrachloroethane	ND	0.27	1.0	ug/L	1	10/22/2020	10/22/2020 09:29	EPA 8260	
1,1,1-Trichloroethane	ND	0.24	1.0	ug/L	1	10/22/2020	10/22/2020 09:29	EPA 8260	
1,1,2,2-Tetrachloroethane	ND	0.28	1.0	ug/L	1	10/22/2020	10/22/2020 09:29	EPA 8260	
1,1,2-Trichloroethane	ND	0.55	5.0	ug/L	1	10/22/2020	10/22/2020 09:29	EPA 8260	
1,1,2-Trichlorotrifluoroethane	ND	0.54	5.0	ug/L	1	10/22/2020	10/22/2020 09:29	EPA 8260	
1,1-Dichloroethane	ND	0.27	1.0	ug/L	1	10/22/2020	10/22/2020 09:29	EPA 8260	
1,1-Dichloroethene	ND	0.24	1.0	ug/L	1	10/22/2020	10/22/2020 09:29	EPA 8260	
1,1-Dichloropropene	ND	0.54	1.8	ug/L	1	10/22/2020	10/22/2020 09:29	EPA 8260	
1,2,3-Trichlorobenzene	ND	2.2	7.4	ug/L	1	10/22/2020	10/22/2020 09:29	EPA 8260	
1,2,3-Trichloropropane	ND	0.59	5.0	ug/L	1	10/22/2020	10/22/2020 09:29	EPA 8260	
1,2,4-Trichlorobenzene	ND	0.95	5.0	ug/L	1	10/22/2020	10/22/2020 09:29	EPA 8260	
1,2,4-Trimethylbenzene	ND	0.84	2.8	ug/L	1	10/22/2020	10/22/2020 09:29	EPA 8260	
1,2-Dibromo-3-chloropropane	ND	1.8	5.9	ug/L	1	10/22/2020	10/22/2020 09:29	EPA 8260	
1,2-Dibromoethane (EDB)	ND	0.83	2.8	ug/L	1	10/22/2020	10/22/2020 09:29	EPA 8260	
1,2-Dichlorobenzene	ND	0.71	2.4	ug/L	1	10/22/2020	10/22/2020 09:29	EPA 8260	
1,2-Dichloroethane	ND	0.28	1.0	ug/L	1	10/22/2020	10/22/2020 09:29	EPA 8260	
1,2-Dichloropropane	ND	0.28	1.0	ug/L	1	10/22/2020	10/22/2020 09:29	EPA 8260	
1,3,5-Trimethylbenzene	ND	0.87	2.9	ug/L	1	10/22/2020	10/22/2020 09:29	EPA 8260	
1,3-Dichlorobenzene	ND	0.63	2.1	ug/L	1	10/22/2020	10/22/2020 09:29	EPA 8260	
1,3-Dichloropropane	ND	0.83	2.8	ug/L	1	10/22/2020	10/22/2020 09:29	EPA 8260	
1,4-Dichlorobenzene	ND	0.94	3.1	ug/L	1	10/22/2020	10/22/2020 09:29	EPA 8260	
2,2-Dichloropropane	ND	2.3	7.6	ug/L	1	10/22/2020	10/22/2020 09:29	EPA 8260	
2-Butanone (MEK)	ND	2.9	20.0	ug/L	1	10/22/2020	10/22/2020 09:29	EPA 8260	
2-Chlorotoluene	ND	0.93	5.0	ug/L	1	10/22/2020	10/22/2020 09:29	EPA 8260	
2-Hexanone	ND	5.2	17.4	ug/L	1	10/22/2020	10/22/2020 09:29	EPA 8260	
4-Chlorotoluene	ND	0.76	2.5	ug/L	1	10/22/2020	10/22/2020 09:29	EPA 8260	
4-Methyl-2-pentanone (MIBK)	ND	4.6	15.5	ug/L	1	10/22/2020	10/22/2020 09:29	EPA 8260	
Acetone	ND	2.7	20.0	ug/L	1	10/22/2020	10/22/2020 09:29	EPA 8260	
Benzene	ND	0.25	1.0	ug/L	1	10/22/2020	10/22/2020 09:29	EPA 8260	
Bromobenzene	ND	0.24	1.0	ug/L	1	10/22/2020	10/22/2020 09:29	EPA 8260	
Bromochloromethane	ND	0.36	5.0	ug/L	1	10/22/2020	10/22/2020 09:29	EPA 8260	
Bromodichloromethane	ND	0.36	1.2	ug/L	1	10/22/2020	10/22/2020 09:29	EPA 8260	
Bromoform	ND	4.0	13.2	ug/L	1	10/22/2020	10/22/2020 09:29	EPA 8260	
Bromomethane	ND	0.97	5.0	ug/L	1	10/22/2020	10/22/2020 09:29	EPA 8260	
Carbon disulfide	ND	0.45	1.5	ug/L	1	10/22/2020	10/22/2020 09:29	EPA 8260	
Carbon tetrachloride	ND	1.1	3.6	ug/L	1	10/22/2020	10/22/2020 09:29	EPA 8260	
Chlorobenzene	ND	0.71	2.4	ug/L	1	10/22/2020	10/22/2020 09:29	EPA 8260	
Chloroethane	ND	1.3	5.0	ug/L	1	10/22/2020	10/22/2020 09:29	EPA 8260	
Chloroform	ND	1.3	5.0	ug/L	1	10/22/2020	10/22/2020 09:29	EPA 8260	
Chloromethane	ND	2.2	7.3	ug/L	1	10/22/2020	10/22/2020 09:29	EPA 8260	
cis-1,2-Dichloroethene	ND	0.27	1.0	ug/L	1	10/22/2020	10/22/2020 09:29	EPA 8260	
cis-1,3-Dichloropropene	ND	3.6	12.1	ug/L	1	10/22/2020	10/22/2020 09:29	EPA 8260	
Dibromochloromethane	ND	2.6	8.7	ug/L	1	10/22/2020	10/22/2020 09:29	EPA 8260	

Pace Analytical®
ENVIRONMENTAL SCIENCES
MOBILE LAB SERVICES

2525 Advance Road
Madison, WI 53718
608.221.8700 Phone
608.221.4889 Fax

TRC Environmental Corporation, Inc.
708 Heartland Trail, Ste 3000
Madison WI, 53717

Project: Madison Kipp Corporation - Madison, WI
Project Number: 372148 Ph. 2 Tsk 1
Project Manager: Andrew Stehn

MW-25D2

A204226-19 (Water)

Date Sampled
10/13/2020 15:51

Pace Analytical-Green Bay, WI

EPA 8260 — **Preparation Batch:MSV 54510**

Analyte	Result	Limit of Detection	Limit of Quantitation	Units	Dilution	Prepared	Analyzed	Method	Qualifiers
Dibromomethane	ND	0.94	3.1	ug/L	1	10/22/2020	10/22/2020 09:29	EPA 8260	
Dichlorodifluoromethane	ND	0.50	5.0	ug/L	1	10/22/2020	10/22/2020 09:29	EPA 8260	
Diisopropyl ether	ND	1.9	6.3	ug/L	1	10/22/2020	10/22/2020 09:29	EPA 8260	
Ethylbenzene	ND	0.32	1.1	ug/L	1	10/22/2020	10/22/2020 09:29	EPA 8260	
Hexachloro-1,3-butadiene	ND	1.5	4.9	ug/L	1	10/22/2020	10/22/2020 09:29	EPA 8260	
Isopropylbenzene (Cumene)	ND	1.7	5.6	ug/L	1	10/22/2020	10/22/2020 09:29	EPA 8260	
m&p-Xylene	ND	0.47	2.0	ug/L	1	10/22/2020	10/22/2020 09:29	EPA 8260	
Methylene Chloride	ND	0.58	5.0	ug/L	1	10/22/2020	10/22/2020 09:29	EPA 8260	
Methyl-tert-butyl ether	ND	1.2	4.2	ug/L	1	10/22/2020	10/22/2020 09:29	EPA 8260	
Naphthalene	ND	1.2	5.0	ug/L	1	10/22/2020	10/22/2020 09:29	EPA 8260	
n-Butylbenzene	ND	0.71	2.4	ug/L	1	10/22/2020	10/22/2020 09:29	EPA 8260	
n-Hexane	ND	1.7	5.7	ug/L	1	10/22/2020	10/22/2020 09:29	EPA 8260	
n-Propylbenzene	ND	0.81	5.0	ug/L	1	10/22/2020	10/22/2020 09:29	EPA 8260	
o-Xylene	ND	0.26	1.0	ug/L	1	10/22/2020	10/22/2020 09:29	EPA 8260	
p-Isopropyltoluene	ND	0.80	2.7	ug/L	1	10/22/2020	10/22/2020 09:29	EPA 8260	
sec-Butylbenzene	ND	0.85	5.0	ug/L	1	10/22/2020	10/22/2020 09:29	EPA 8260	
Styrene	ND	3.0	10.0	ug/L	1	10/22/2020	10/22/2020 09:29	EPA 8260	
tert-Butylbenzene	ND	0.30	1.0	ug/L	1	10/22/2020	10/22/2020 09:29	EPA 8260	
Tetrachloroethene	ND	0.33	1.1	ug/L	1	10/22/2020	10/22/2020 09:29	EPA 8260	
Tetrahydrofuran	ND	2.3	20.0	ug/L	1	10/22/2020	10/22/2020 09:29	EPA 8260	
Toluene	ND	0.27	1.0	ug/L	1	10/22/2020	10/22/2020 09:29	EPA 8260	
trans-1,2-Dichloroethene	ND	0.46	1.5	ug/L	1	10/22/2020	10/22/2020 09:29	EPA 8260	
trans-1,3-Dichloropropene	ND	4.4	14.6	ug/L	1	10/22/2020	10/22/2020 09:29	EPA 8260	
Trichloroethene	ND	0.26	1.0	ug/L	1	10/22/2020	10/22/2020 09:29	EPA 8260	
Trichlorofluoromethane	ND	0.21	1.0	ug/L	1	10/22/2020	10/22/2020 09:29	EPA 8260	
Vinyl chloride	ND	0.17	1.0	ug/L	1	10/22/2020	10/22/2020 09:29	EPA 8260	
Xylene (Total)	ND	1.5	3.0	ug/L	1	10/22/2020	10/22/2020 09:29	EPA 8260	

Pace Analytical®
ENVIRONMENTAL SCIENCES
MOBILE LAB SERVICES

2525 Advance Road
Madison, WI 53718
608.221.8700 Phone
608.221.4889 Fax

TRC Environmental Corporation, Inc.
708 Heartland Trail, Ste 3000
Madison WI, 53717

Project: Madison Kipp Corporation - Madison, WI
Project Number: 372148 Ph. 2 Tsk 1
Project Manager: Andrew Stehn

MW-25D

A204226-20 (Water)

Date Sampled
10/13/2020 17:13

Pace Analytical-Green Bay, WI

EPA 8260 — **Preparation Batch:MSV 54510**

Analyte	Result	Limit of Detection	Limit of Quantitation	Units	Dilution	Prepared	Analyzed	Method	Qualifiers
1,1,1,2-Tetrachloroethane	ND	0.27	1.0	ug/L	1	10/23/2020	10/23/2020 11:27	EPA 8260	
1,1,1-Trichloroethane	ND	0.24	1.0	ug/L	1	10/23/2020	10/23/2020 11:27	EPA 8260	
1,1,2,2-Tetrachloroethane	ND	0.28	1.0	ug/L	1	10/23/2020	10/23/2020 11:27	EPA 8260	
1,1,2-Trichloroethane	ND	0.55	5.0	ug/L	1	10/23/2020	10/23/2020 11:27	EPA 8260	
1,1,2-Trichlorotrifluoroethane	ND	0.54	5.0	ug/L	1	10/23/2020	10/23/2020 11:27	EPA 8260	
1,1-Dichloroethane	ND	0.27	1.0	ug/L	1	10/23/2020	10/23/2020 11:27	EPA 8260	
1,1-Dichloroethene	ND	0.24	1.0	ug/L	1	10/23/2020	10/23/2020 11:27	EPA 8260	
1,1-Dichloropropene	ND	0.54	1.8	ug/L	1	10/23/2020	10/23/2020 11:27	EPA 8260	
1,2,3-Trichlorobenzene	ND	2.2	7.4	ug/L	1	10/23/2020	10/23/2020 11:27	EPA 8260	
1,2,3-Trichloropropane	ND	0.59	5.0	ug/L	1	10/23/2020	10/23/2020 11:27	EPA 8260	
1,2,4-Trichlorobenzene	ND	0.95	5.0	ug/L	1	10/23/2020	10/23/2020 11:27	EPA 8260	
1,2,4-Trimethylbenzene	ND	0.84	2.8	ug/L	1	10/23/2020	10/23/2020 11:27	EPA 8260	
1,2-Dibromo-3-chloropropane	ND	1.8	5.9	ug/L	1	10/23/2020	10/23/2020 11:27	EPA 8260	
1,2-Dibromoethane (EDB)	ND	0.83	2.8	ug/L	1	10/23/2020	10/23/2020 11:27	EPA 8260	
1,2-Dichlorobenzene	ND	0.71	2.4	ug/L	1	10/23/2020	10/23/2020 11:27	EPA 8260	
1,2-Dichloroethane	ND	0.28	1.0	ug/L	1	10/23/2020	10/23/2020 11:27	EPA 8260	
1,2-Dichloropropane	ND	0.28	1.0	ug/L	1	10/23/2020	10/23/2020 11:27	EPA 8260	
1,3,5-Trimethylbenzene	ND	0.87	2.9	ug/L	1	10/23/2020	10/23/2020 11:27	EPA 8260	
1,3-Dichlorobenzene	ND	0.63	2.1	ug/L	1	10/23/2020	10/23/2020 11:27	EPA 8260	
1,3-Dichloropropane	ND	0.83	2.8	ug/L	1	10/23/2020	10/23/2020 11:27	EPA 8260	
1,4-Dichlorobenzene	ND	0.94	3.1	ug/L	1	10/23/2020	10/23/2020 11:27	EPA 8260	
2,2-Dichloropropane	ND	2.3	7.6	ug/L	1	10/23/2020	10/23/2020 11:27	EPA 8260	
2-Butanone (MEK)	ND	2.9	20.0	ug/L	1	10/23/2020	10/23/2020 11:27	EPA 8260	
2-Chlorotoluene	ND	0.93	5.0	ug/L	1	10/23/2020	10/23/2020 11:27	EPA 8260	
2-Hexanone	ND	5.2	17.4	ug/L	1	10/23/2020	10/23/2020 11:27	EPA 8260	
4-Chlorotoluene	ND	0.76	2.5	ug/L	1	10/23/2020	10/23/2020 11:27	EPA 8260	
4-Methyl-2-pentanone (MIBK)	ND	4.6	15.5	ug/L	1	10/23/2020	10/23/2020 11:27	EPA 8260	
Acetone	ND	2.7	20.0	ug/L	1	10/23/2020	10/23/2020 11:27	EPA 8260	
Benzene	ND	0.25	1.0	ug/L	1	10/23/2020	10/23/2020 11:27	EPA 8260	
Bromobenzene	ND	0.24	1.0	ug/L	1	10/23/2020	10/23/2020 11:27	EPA 8260	
Bromochloromethane	ND	0.36	5.0	ug/L	1	10/23/2020	10/23/2020 11:27	EPA 8260	
Bromodichloromethane	ND	0.36	1.2	ug/L	1	10/23/2020	10/23/2020 11:27	EPA 8260	
Bromoform	ND	4.0	13.2	ug/L	1	10/23/2020	10/23/2020 11:27	EPA 8260	
Bromomethane	ND	0.97	5.0	ug/L	1	10/23/2020	10/23/2020 11:27	EPA 8260	
Carbon disulfide	ND	0.45	1.5	ug/L	1	10/23/2020	10/23/2020 11:27	EPA 8260	
Carbon tetrachloride	ND	1.1	3.6	ug/L	1	10/23/2020	10/23/2020 11:27	EPA 8260	
Chlorobenzene	ND	0.71	2.4	ug/L	1	10/23/2020	10/23/2020 11:27	EPA 8260	
Chloroethane	ND	1.3	5.0	ug/L	1	10/23/2020	10/23/2020 11:27	EPA 8260	
Chloroform	ND	1.3	5.0	ug/L	1	10/23/2020	10/23/2020 11:27	EPA 8260	
Chloromethane	ND	2.2	7.3	ug/L	1	10/23/2020	10/23/2020 11:27	EPA 8260	
cis-1,2-Dichloroethene	ND	0.27	1.0	ug/L	1	10/23/2020	10/23/2020 11:27	EPA 8260	
cis-1,3-Dichloropropene	ND	3.6	12.1	ug/L	1	10/23/2020	10/23/2020 11:27	EPA 8260	
Dibromochloromethane	ND	2.6	8.7	ug/L	1	10/23/2020	10/23/2020 11:27	EPA 8260	

Pace Analytical®
ENVIRONMENTAL SCIENCES
MOBILE LAB SERVICES

2525 Advance Road
Madison, WI 53718
608.221.8700 Phone
608.221.4889 Fax

TRC Environmental Corporation, Inc.
708 Heartland Trail, Ste 3000
Madison WI, 53717

Project: Madison Kipp Corporation - Madison, WI
Project Number: 372148 Ph. 2 Tsk 1
Project Manager: Andrew Stehn

MW-25D

A204226-20 (Water)

Date Sampled
10/13/2020 17:13

Pace Analytical-Green Bay, WI

EPA 8260 — **Preparation Batch:MSV 54510**

Analyte	Result	Limit of Detection	Limit of Quantitation	Units	Dilution	Prepared	Analyzed	Method	Qualifiers
Dibromomethane	ND	0.94	3.1	ug/L	1	10/23/2020	10/23/2020 11:27	EPA 8260	
Dichlorodifluoromethane	ND	0.50	5.0	ug/L	1	10/23/2020	10/23/2020 11:27	EPA 8260	
Diisopropyl ether	ND	1.9	6.3	ug/L	1	10/23/2020	10/23/2020 11:27	EPA 8260	
Ethylbenzene	ND	0.32	1.1	ug/L	1	10/23/2020	10/23/2020 11:27	EPA 8260	
Hexachloro-1,3-butadiene	ND	1.5	4.9	ug/L	1	10/23/2020	10/23/2020 11:27	EPA 8260	
Isopropylbenzene (Cumene)	ND	1.7	5.6	ug/L	1	10/23/2020	10/23/2020 11:27	EPA 8260	
m&p-Xylene	ND	0.47	2.0	ug/L	1	10/23/2020	10/23/2020 11:27	EPA 8260	
Methylene Chloride	ND	0.58	5.0	ug/L	1	10/23/2020	10/23/2020 11:27	EPA 8260	
Methyl-tert-butyl ether	ND	1.2	4.2	ug/L	1	10/23/2020	10/23/2020 11:27	EPA 8260	
Naphthalene	ND	1.2	5.0	ug/L	1	10/23/2020	10/23/2020 11:27	EPA 8260	
n-Butylbenzene	ND	0.71	2.4	ug/L	1	10/23/2020	10/23/2020 11:27	EPA 8260	
n-Hexane	ND	1.7	5.7	ug/L	1	10/23/2020	10/23/2020 11:27	EPA 8260	
n-Propylbenzene	ND	0.81	5.0	ug/L	1	10/23/2020	10/23/2020 11:27	EPA 8260	
o-Xylene	ND	0.26	1.0	ug/L	1	10/23/2020	10/23/2020 11:27	EPA 8260	
p-Isopropyltoluene	ND	0.80	2.7	ug/L	1	10/23/2020	10/23/2020 11:27	EPA 8260	
sec-Butylbenzene	ND	0.85	5.0	ug/L	1	10/23/2020	10/23/2020 11:27	EPA 8260	
Styrene	ND	3.0	10.0	ug/L	1	10/23/2020	10/23/2020 11:27	EPA 8260	
tert-Butylbenzene	ND	0.30	1.0	ug/L	1	10/23/2020	10/23/2020 11:27	EPA 8260	
Tetrachloroethene	ND	0.33	1.1	ug/L	1	10/23/2020	10/23/2020 11:27	EPA 8260	
Tetrahydrofuran	ND	2.3	20.0	ug/L	1	10/23/2020	10/23/2020 11:27	EPA 8260	
Toluene	ND	0.27	1.0	ug/L	1	10/23/2020	10/23/2020 11:27	EPA 8260	
trans-1,2-Dichloroethene	ND	0.46	1.5	ug/L	1	10/23/2020	10/23/2020 11:27	EPA 8260	
trans-1,3-Dichloropropene	ND	4.4	14.6	ug/L	1	10/23/2020	10/23/2020 11:27	EPA 8260	
Trichloroethene	ND	0.26	1.0	ug/L	1	10/23/2020	10/23/2020 11:27	EPA 8260	
Trichlorofluoromethane	ND	0.21	1.0	ug/L	1	10/23/2020	10/23/2020 11:27	EPA 8260	
Vinyl chloride	ND	0.17	1.0	ug/L	1	10/23/2020	10/23/2020 11:27	EPA 8260	
Xylene (Total)	ND	1.5	3.0	ug/L	1	10/23/2020	10/23/2020 11:27	EPA 8260	

Pace Analytical®
ENVIRONMENTAL SCIENCES
MOBILE LAB SERVICES

2525 Advance Road
Madison, WI 53718
608.221.8700 Phone
608.221.4889 Fax

TRC Environmental Corporation, Inc.
708 Heartland Trail, Ste 3000
Madison WI, 53717

Project: Madison Kipp Corporation - Madison, WI
Project Number: 372148 Ph. 2 Tsk 1
Project Manager: Andrew Stehn

MW-4S

A204226-21 (Water)

Date Sampled
10/14/2020 15:53

Pace Analytical - Madison

Polychlorinated Biphenyls by EPA Method 8082 — **Preparation Batch:A010165**

Analyte	Result	Limit of Detection	Limit of Quantitation	Units	Dilution	Prepared	Analyzed	Method	Qualifiers
PCB-1016	ND	0.0072	0.13	ug/L	1	10/19/2020	10/21/2020 21:15	EPA 8082A	
PCB-1221	ND	0.026	0.25	ug/L	1	10/19/2020	10/21/2020 21:15	EPA 8082A	
PCB-1232	ND	0.0042	0.13	ug/L	1	10/19/2020	10/21/2020 21:15	EPA 8082A	
PCB-1242	ND	0.013	0.13	ug/L	1	10/19/2020	10/21/2020 21:15	EPA 8082A	
PCB-1248	ND	0.011	0.13	ug/L	1	10/19/2020	10/21/2020 21:15	EPA 8082A	
PCB-1254	ND	0.010	0.13	ug/L	1	10/19/2020	10/21/2020 21:15	EPA 8082A	
PCB-1260	ND	0.012	0.13	ug/L	1	10/19/2020	10/21/2020 21:15	EPA 8082A	
Total PCBs	ND	0.026	0.25	ug/L	1	10/19/2020	10/21/2020 21:15	EPA 8082A	
Surrogate: Tetrachloro-meta-xylene			*109 %*	*64.9-137*		*10/19/2020*	*10/21/2020 21:15*	*EPA 8082A*	
Surrogate: Decachlorobiphenyl			*107 %*	*67.4-146*		*10/19/2020*	*10/21/2020 21:15*	*EPA 8082A*	

Pace Analytical-Green Bay, WI

SM 2540C — **Preparation Batch:WET 40356**

Total Dissolved Solids	**2150**	8.7	20.0	mg/L	1	10/16/2020	10/16/2020 16:42	SM 2540C	

SM 2540D — **Preparation Batch:WET 40364**

Total Suspended Solids	**2.0**	0.95	2.0	mg/L	1	10/19/2020	10/19/2020 10:25	SM 2540D	

Pace Analytical®
ENVIRONMENTAL SCIENCES
MOBILE LAB SERVICES

2525 Advance Road
Madison, WI 53718
608.221.8700 Phone
608.221.4889 Fax

TRC Environmental Corporation, Inc.
708 Heartland Trail, Ste 3000
Madison WI, 53717

Project: Madison Kipp Corporation - Madison, WI
Project Number: 372148 Ph. 2 Tsk 1
Project Manager: Andrew Stehn

MW-4D

A204226-22 (Water)

Date Sampled
10/14/2020 14:35

Pace Analytical - Madison

Polychlorinated Biphenyls by EPA Method 8082 — **Preparation Batch:A010165**

Analyte	Result	Limit of Detection	Limit of Quantitation	Units	Dilution	Prepared	Analyzed	Method	Qualifiers
PCB-1016	ND	0.0072	0.13	ug/L	1	10/19/2020	10/21/2020 21:40	EPA 8082A	
PCB-1221	ND	0.026	0.25	ug/L	1	10/19/2020	10/21/2020 21:40	EPA 8082A	
PCB-1232	ND	0.0042	0.13	ug/L	1	10/19/2020	10/21/2020 21:40	EPA 8082A	
PCB-1242	ND	0.013	0.13	ug/L	1	10/19/2020	10/21/2020 21:40	EPA 8082A	
PCB-1248	ND	0.011	0.13	ug/L	1	10/19/2020	10/21/2020 21:40	EPA 8082A	
PCB-1254	ND	0.010	0.13	ug/L	1	10/19/2020	10/21/2020 21:40	EPA 8082A	
PCB-1260	ND	0.012	0.13	ug/L	1	10/19/2020	10/21/2020 21:40	EPA 8082A	
Total PCBs	ND	0.026	0.25	ug/L	1	10/19/2020	10/21/2020 21:40	EPA 8082A	
Surrogate: Tetrachloro-meta-xylene			*111 %*	*64.9-137*		*10/19/2020*	*10/21/2020 21:40*	*EPA 8082A*	
Surrogate: Decachlorobiphenyl			*110 %*	*67.4-146*		*10/19/2020*	*10/21/2020 21:40*	*EPA 8082A*	

Pace Analytical-Green Bay, WI

SM 2540C — **Preparation Batch:WET 40356**

Analyte	Result	Limit of Detection	Limit of Quantitation	Units	Dilution	Prepared	Analyzed	Method	Qualifiers
Total Dissolved Solids	**1190**	8.7	20.0	mg/L	1	10/16/2020	10/16/2020 16:43	SM 2540C	

SM 2540D — **Preparation Batch:WET 40364**

Analyte	Result	Limit of Detection	Limit of Quantitation	Units	Dilution	Prepared	Analyzed	Method	Qualifiers
Total Suspended Solids	**1.2**	0.95	2.0	mg/L	1	10/19/2020	10/19/2020 10:25	SM 2540D	J

Pace Analytical®
ENVIRONMENTAL SCIENCES
MOBILE LAB SERVICES

2525 Advance Road
Madison, WI 53718
608.221.8700 Phone
608.221.4889 Fax

TRC Environmental Corporation, Inc.
708 Heartland Trail, Ste 3000
Madison WI, 53717

Project: Madison Kipp Corporation - Madison, WI
Project Number: 372148 Ph. 2 Tsk 1
Project Manager: Andrew Stehn

MW-4D2

A204226-23 (Water)

Date Sampled
10/14/2020 12:59

Pace Analytical-Green Bay, WI

EPA 8260 — **Preparation Batch:MSV 54510**

Analyte	Result	Limit of Detection	Limit of Quantitation	Units	Dilution	Prepared	Analyzed	Method	Qualifiers
1,1,1,2-Tetrachloroethane	ND	0.27	1.0	ug/L	1	10/23/2020	10/23/2020 11:48	EPA 8260	
1,1,1-Trichloroethane	ND	0.24	1.0	ug/L	1	10/23/2020	10/23/2020 11:48	EPA 8260	
1,1,2,2-Tetrachloroethane	ND	0.28	1.0	ug/L	1	10/23/2020	10/23/2020 11:48	EPA 8260	
1,1,2-Trichloroethane	ND	0.55	5.0	ug/L	1	10/23/2020	10/23/2020 11:48	EPA 8260	
1,1,2-Trichlorotrifluoroethane	ND	0.54	5.0	ug/L	1	10/23/2020	10/23/2020 11:48	EPA 8260	
1,1-Dichloroethane	ND	0.27	1.0	ug/L	1	10/23/2020	10/23/2020 11:48	EPA 8260	
1,1-Dichloroethene	ND	0.24	1.0	ug/L	1	10/23/2020	10/23/2020 11:48	EPA 8260	
1,1-Dichloropropene	ND	0.54	1.8	ug/L	1	10/23/2020	10/23/2020 11:48	EPA 8260	
1,2,3-Trichlorobenzene	ND	2.2	7.4	ug/L	1	10/23/2020	10/23/2020 11:48	EPA 8260	
1,2,3-Trichloropropane	ND	0.59	5.0	ug/L	1	10/23/2020	10/23/2020 11:48	EPA 8260	
1,2,4-Trichlorobenzene	ND	0.95	5.0	ug/L	1	10/23/2020	10/23/2020 11:48	EPA 8260	
1,2,4-Trimethylbenzene	ND	0.84	2.8	ug/L	1	10/23/2020	10/23/2020 11:48	EPA 8260	
1,2-Dibromo-3-chloropropane	ND	1.8	5.9	ug/L	1	10/23/2020	10/23/2020 11:48	EPA 8260	
1,2-Dibromoethane (EDB)	ND	0.83	2.8	ug/L	1	10/23/2020	10/23/2020 11:48	EPA 8260	
1,2-Dichlorobenzene	ND	0.71	2.4	ug/L	1	10/23/2020	10/23/2020 11:48	EPA 8260	
1,2-Dichloroethane	ND	0.28	1.0	ug/L	1	10/23/2020	10/23/2020 11:48	EPA 8260	
1,2-Dichloropropane	ND	0.28	1.0	ug/L	1	10/23/2020	10/23/2020 11:48	EPA 8260	
1,3,5-Trimethylbenzene	ND	0.87	2.9	ug/L	1	10/23/2020	10/23/2020 11:48	EPA 8260	
1,3-Dichlorobenzene	ND	0.63	2.1	ug/L	1	10/23/2020	10/23/2020 11:48	EPA 8260	
1,3-Dichloropropane	ND	0.83	2.8	ug/L	1	10/23/2020	10/23/2020 11:48	EPA 8260	
1,4-Dichlorobenzene	ND	0.94	3.1	ug/L	1	10/23/2020	10/23/2020 11:48	EPA 8260	
2,2-Dichloropropane	ND	2.3	7.6	ug/L	1	10/23/2020	10/23/2020 11:48	EPA 8260	
2-Butanone (MEK)	ND	2.9	20.0	ug/L	1	10/23/2020	10/23/2020 11:48	EPA 8260	
2-Chlorotoluene	ND	0.93	5.0	ug/L	1	10/23/2020	10/23/2020 11:48	EPA 8260	
2-Hexanone	ND	5.2	17.4	ug/L	1	10/23/2020	10/23/2020 11:48	EPA 8260	
4-Chlorotoluene	ND	0.76	2.5	ug/L	1	10/23/2020	10/23/2020 11:48	EPA 8260	
4-Methyl-2-pentanone (MIBK)	ND	4.6	15.5	ug/L	1	10/23/2020	10/23/2020 11:48	EPA 8260	
Acetone	ND	2.7	20.0	ug/L	1	10/23/2020	10/23/2020 11:48	EPA 8260	
Benzene	ND	0.25	1.0	ug/L	1	10/23/2020	10/23/2020 11:48	EPA 8260	
Bromobenzene	ND	0.24	1.0	ug/L	1	10/23/2020	10/23/2020 11:48	EPA 8260	
Bromochloromethane	ND	0.36	5.0	ug/L	1	10/23/2020	10/23/2020 11:48	EPA 8260	
Bromodichloromethane	ND	0.36	1.2	ug/L	1	10/23/2020	10/23/2020 11:48	EPA 8260	
Bromoform	ND	4.0	13.2	ug/L	1	10/23/2020	10/23/2020 11:48	EPA 8260	
Bromomethane	ND	0.97	5.0	ug/L	1	10/23/2020	10/23/2020 11:48	EPA 8260	
Carbon disulfide	ND	0.45	1.5	ug/L	1	10/23/2020	10/23/2020 11:48	EPA 8260	
Carbon tetrachloride	ND	1.1	3.6	ug/L	1	10/23/2020	10/23/2020 11:48	EPA 8260	
Chlorobenzene	ND	0.71	2.4	ug/L	1	10/23/2020	10/23/2020 11:48	EPA 8260	
Chloroethane	ND	1.3	5.0	ug/L	1	10/23/2020	10/23/2020 11:48	EPA 8260	
Chloroform	ND	1.3	5.0	ug/L	1	10/23/2020	10/23/2020 11:48	EPA 8260	
Chloromethane	ND	2.2	7.3	ug/L	1	10/23/2020	10/23/2020 11:48	EPA 8260	
cis-1,2-Dichloroethene	ND	0.27	1.0	ug/L	1	10/23/2020	10/23/2020 11:48	EPA 8260	
cis-1,3-Dichloropropene	ND	3.6	12.1	ug/L	1	10/23/2020	10/23/2020 11:48	EPA 8260	
Dibromochloromethane	ND	2.6	8.7	ug/L	1	10/23/2020	10/23/2020 11:48	EPA 8260	

Pace Analytical®
ENVIRONMENTAL SCIENCES
MOBILE LAB SERVICES

2525 Advance Road
Madison, WI 53718
608.221.8700 Phone
608.221.4889 Fax

TRC Environmental Corporation, Inc.
708 Heartland Trail, Ste 3000
Madison WI, 53717

Project: Madison Kipp Corporation - Madison, WI
Project Number: 372148 Ph. 2 Tsk 1
Project Manager: Andrew Stehn

MW-4D2

A204226-23 (Water)

Date Sampled
10/14/2020 12:59

Analyte	Result	Limit of Detection	Limit of Quantitation	Units	Dilution	Prepared	Analyzed	Method	Qualifiers
Pace Analytical-Green Bay, WI									
EPA 8260						**Preparation Batch:MSV 54510**			
Dibromomethane	ND	0.94	3.1	ug/L	1	10/23/2020	10/23/2020 11:48	EPA 8260	
Dichlorodifluoromethane	ND	0.50	5.0	ug/L	1	10/23/2020	10/23/2020 11:48	EPA 8260	
Diisopropyl ether	ND	1.9	6.3	ug/L	1	10/23/2020	10/23/2020 11:48	EPA 8260	
Ethylbenzene	ND	0.32	1.1	ug/L	1	10/23/2020	10/23/2020 11:48	EPA 8260	
Hexachloro-1,3-butadiene	ND	1.5	4.9	ug/L	1	10/23/2020	10/23/2020 11:48	EPA 8260	
Isopropylbenzene (Cumene)	ND	1.7	5.6	ug/L	1	10/23/2020	10/23/2020 11:48	EPA 8260	
m&p-Xylene	ND	0.47	2.0	ug/L	1	10/23/2020	10/23/2020 11:48	EPA 8260	
Methylene Chloride	ND	0.58	5.0	ug/L	1	10/23/2020	10/23/2020 11:48	EPA 8260	
Methyl-tert-butyl ether	ND	1.2	4.2	ug/L	1	10/23/2020	10/23/2020 11:48	EPA 8260	
Naphthalene	ND	1.2	5.0	ug/L	1	10/23/2020	10/23/2020 11:48	EPA 8260	
n-Butylbenzene	ND	0.71	2.4	ug/L	1	10/23/2020	10/23/2020 11:48	EPA 8260	
n-Hexane	ND	1.7	5.7	ug/L	1	10/23/2020	10/23/2020 11:48	EPA 8260	
n-Propylbenzene	ND	0.81	5.0	ug/L	1	10/23/2020	10/23/2020 11:48	EPA 8260	
o-Xylene	ND	0.26	1.0	ug/L	1	10/23/2020	10/23/2020 11:48	EPA 8260	
p-Isopropyltoluene	ND	0.80	2.7	ug/L	1	10/23/2020	10/23/2020 11:48	EPA 8260	
sec-Butylbenzene	ND	0.85	5.0	ug/L	1	10/23/2020	10/23/2020 11:48	EPA 8260	
Styrene	ND	3.0	10.0	ug/L	1	10/23/2020	10/23/2020 11:48	EPA 8260	
tert-Butylbenzene	ND	0.30	1.0	ug/L	1	10/23/2020	10/23/2020 11:48	EPA 8260	
Tetrachloroethene	ND	0.33	1.1	ug/L	1	10/23/2020	10/23/2020 11:48	EPA 8260	
Tetrahydrofuran	ND	2.3	20.0	ug/L	1	10/23/2020	10/23/2020 11:48	EPA 8260	
Toluene	ND	0.27	1.0	ug/L	1	10/23/2020	10/23/2020 11:48	EPA 8260	
trans-1,2-Dichloroethene	ND	0.46	1.5	ug/L	1	10/23/2020	10/23/2020 11:48	EPA 8260	
trans-1,3-Dichloropropene	ND	4.4	14.6	ug/L	1	10/23/2020	10/23/2020 11:48	EPA 8260	
Trichloroethene	ND	0.26	1.0	ug/L	1	10/23/2020	10/23/2020 11:48	EPA 8260	
Trichlorofluoromethane	ND	0.21	1.0	ug/L	1	10/23/2020	10/23/2020 11:48	EPA 8260	
Vinyl chloride	ND	0.17	1.0	ug/L	1	10/23/2020	10/23/2020 11:48	EPA 8260	
Xylene (Total)	ND	1.5	3.0	ug/L	1	10/23/2020	10/23/2020 11:48	EPA 8260	

Pace Analytical®
ENVIRONMENTAL SCIENCES
MOBILE LAB SERVICES

2525 Advance Road
Madison, WI 53718
608.221.8700 Phone
608.221.4889 Fax

TRC Environmental Corporation, Inc.
708 Heartland Trail, Ste 3000
Madison WI, 53717

Project: Madison Kipp Corporation - Madison, WI
Project Number: 372148 Ph. 2 Tsk 1
Project Manager: Andrew Stehn

MW-9D

A204226-24 (Water)

Date Sampled
10/14/2020 11:45

Pace Analytical-Green Bay, WI

EPA 8260 — **Preparation Batch:MSV 54510**

Analyte	Result	Limit of Detection	Limit of Quantitation	Units	Dilution	Prepared	Analyzed	Method	Qualifiers
1,1,1,2-Tetrachloroethane	ND	0.27	1.0	ug/L	1	10/21/2020	10/21/2020 23:58	EPA 8260	
1,1,1-Trichloroethane	ND	0.24	1.0	ug/L	1	10/21/2020	10/21/2020 23:58	EPA 8260	
1,1,2,2-Tetrachloroethane	ND	0.28	1.0	ug/L	1	10/21/2020	10/21/2020 23:58	EPA 8260	
1,1,2-Trichloroethane	ND	0.55	5.0	ug/L	1	10/21/2020	10/21/2020 23:58	EPA 8260	
1,1,2-Trichlorotrifluoroethane	ND	0.54	5.0	ug/L	1	10/21/2020	10/21/2020 23:58	EPA 8260	
1,1-Dichloroethane	ND	0.27	1.0	ug/L	1	10/21/2020	10/21/2020 23:58	EPA 8260	
1,1-Dichloroethene	ND	0.24	1.0	ug/L	1	10/21/2020	10/21/2020 23:58	EPA 8260	
1,1-Dichloropropene	ND	0.54	1.8	ug/L	1	10/21/2020	10/21/2020 23:58	EPA 8260	
1,2,3-Trichlorobenzene	ND	2.2	7.4	ug/L	1	10/21/2020	10/21/2020 23:58	EPA 8260	
1,2,3-Trichloropropane	ND	0.59	5.0	ug/L	1	10/21/2020	10/21/2020 23:58	EPA 8260	
1,2,4-Trichlorobenzene	ND	0.95	5.0	ug/L	1	10/21/2020	10/21/2020 23:58	EPA 8260	
1,2,4-Trimethylbenzene	ND	0.84	2.8	ug/L	1	10/21/2020	10/21/2020 23:58	EPA 8260	
1,2-Dibromo-3-chloropropane	ND	1.8	5.9	ug/L	1	10/21/2020	10/21/2020 23:58	EPA 8260	
1,2-Dibromoethane (EDB)	ND	0.83	2.8	ug/L	1	10/21/2020	10/21/2020 23:58	EPA 8260	
1,2-Dichlorobenzene	ND	0.71	2.4	ug/L	1	10/21/2020	10/21/2020 23:58	EPA 8260	
1,2-Dichloroethane	ND	0.28	1.0	ug/L	1	10/21/2020	10/21/2020 23:58	EPA 8260	
1,2-Dichloropropane	ND	0.28	1.0	ug/L	1	10/21/2020	10/21/2020 23:58	EPA 8260	
1,3,5-Trimethylbenzene	ND	0.87	2.9	ug/L	1	10/21/2020	10/21/2020 23:58	EPA 8260	
1,3-Dichlorobenzene	ND	0.63	2.1	ug/L	1	10/21/2020	10/21/2020 23:58	EPA 8260	
1,3-Dichloropropane	ND	0.83	2.8	ug/L	1	10/21/2020	10/21/2020 23:58	EPA 8260	
1,4-Dichlorobenzene	ND	0.94	3.1	ug/L	1	10/21/2020	10/21/2020 23:58	EPA 8260	
2,2-Dichloropropane	ND	2.3	7.6	ug/L	1	10/21/2020	10/21/2020 23:58	EPA 8260	
2-Butanone (MEK)	ND	2.9	20.0	ug/L	1	10/21/2020	10/21/2020 23:58	EPA 8260	
2-Chlorotoluene	ND	0.93	5.0	ug/L	1	10/21/2020	10/21/2020 23:58	EPA 8260	
2-Hexanone	ND	5.2	17.4	ug/L	1	10/21/2020	10/21/2020 23:58	EPA 8260	
4-Chlorotoluene	ND	0.76	2.5	ug/L	1	10/21/2020	10/21/2020 23:58	EPA 8260	
4-Methyl-2-pentanone (MIBK)	ND	4.6	15.5	ug/L	1	10/21/2020	10/21/2020 23:58	EPA 8260	
Acetone	ND	2.7	20.0	ug/L	1	10/21/2020	10/21/2020 23:58	EPA 8260	
Benzene	ND	0.25	1.0	ug/L	1	10/21/2020	10/21/2020 23:58	EPA 8260	
Bromobenzene	ND	0.24	1.0	ug/L	1	10/21/2020	10/21/2020 23:58	EPA 8260	
Bromochloromethane	ND	0.36	5.0	ug/L	1	10/21/2020	10/21/2020 23:58	EPA 8260	
Bromodichloromethane	ND	0.36	1.2	ug/L	1	10/21/2020	10/21/2020 23:58	EPA 8260	
Bromoform	ND	4.0	13.2	ug/L	1	10/21/2020	10/21/2020 23:58	EPA 8260	
Bromomethane	ND	0.97	5.0	ug/L	1	10/21/2020	10/21/2020 23:58	EPA 8260	
Carbon disulfide	ND	0.45	1.5	ug/L	1	10/21/2020	10/21/2020 23:58	EPA 8260	
Carbon tetrachloride	ND	1.1	3.6	ug/L	1	10/21/2020	10/21/2020 23:58	EPA 8260	
Chlorobenzene	ND	0.71	2.4	ug/L	1	10/21/2020	10/21/2020 23:58	EPA 8260	
Chloroethane	ND	1.3	5.0	ug/L	1	10/21/2020	10/21/2020 23:58	EPA 8260	
Chloroform	ND	1.3	5.0	ug/L	1	10/21/2020	10/21/2020 23:58	EPA 8260	
Chloromethane	ND	2.2	7.3	ug/L	1	10/21/2020	10/21/2020 23:58	EPA 8260	
cis-1,2-Dichloroethene	ND	0.27	1.0	ug/L	1	10/21/2020	10/21/2020 23:58	EPA 8260	
cis-1,3-Dichloropropene	ND	3.6	12.1	ug/L	1	10/21/2020	10/21/2020 23:58	EPA 8260	
Dibromochloromethane	ND	2.6	8.7	ug/L	1	10/21/2020	10/21/2020 23:58	EPA 8260	

Pace Analytical®
ENVIRONMENTAL SCIENCES
MOBILE LAB SERVICES

2525 Advance Road
Madison, WI 53718
608.221.8700 Phone
608.221.4889 Fax

TRC Environmental Corporation, Inc.
708 Heartland Trail, Ste 3000
Madison WI, 53717

Project: Madison Kipp Corporation - Madison, WI
Project Number: 372148 Ph. 2 Tsk 1
Project Manager: Andrew Stehn

MW-9D

A204226-24 (Water)

Date Sampled
10/14/2020 11:45

Pace Analytical-Green Bay, WI

EPA 8260 — **Preparation Batch:MSV 54510**

Analyte	Result	Limit of Detection	Limit of Quantitation	Units	Dilution	Prepared	Analyzed	Method	Qualifiers
Dibromomethane	ND	0.94	3.1	ug/L	1	10/21/2020	10/21/2020 23:58	EPA 8260	
Dichlorodifluoromethane	ND	0.50	5.0	ug/L	1	10/21/2020	10/21/2020 23:58	EPA 8260	
Diisopropyl ether	ND	1.9	6.3	ug/L	1	10/21/2020	10/21/2020 23:58	EPA 8260	
Ethylbenzene	ND	0.32	1.1	ug/L	1	10/21/2020	10/21/2020 23:58	EPA 8260	
Hexachloro-1,3-butadiene	ND	1.5	4.9	ug/L	1	10/21/2020	10/21/2020 23:58	EPA 8260	
Isopropylbenzene (Cumene)	ND	1.7	5.6	ug/L	1	10/21/2020	10/21/2020 23:58	EPA 8260	
m&p-Xylene	ND	0.47	2.0	ug/L	1	10/21/2020	10/21/2020 23:58	EPA 8260	
Methylene Chloride	ND	0.58	5.0	ug/L	1	10/21/2020	10/21/2020 23:58	EPA 8260	
Methyl-tert-butyl ether	ND	1.2	4.2	ug/L	1	10/21/2020	10/21/2020 23:58	EPA 8260	
Naphthalene	ND	1.2	5.0	ug/L	1	10/21/2020	10/21/2020 23:58	EPA 8260	
n-Butylbenzene	ND	0.71	2.4	ug/L	1	10/21/2020	10/21/2020 23:58	EPA 8260	
n-Hexane	ND	1.7	5.7	ug/L	1	10/21/2020	10/21/2020 23:58	EPA 8260	
n-Propylbenzene	ND	0.81	5.0	ug/L	1	10/21/2020	10/21/2020 23:58	EPA 8260	
o-Xylene	ND	0.26	1.0	ug/L	1	10/21/2020	10/21/2020 23:58	EPA 8260	
p-Isopropyltoluene	ND	0.80	2.7	ug/L	1	10/21/2020	10/21/2020 23:58	EPA 8260	
sec-Butylbenzene	ND	0.85	5.0	ug/L	1	10/21/2020	10/21/2020 23:58	EPA 8260	
Styrene	ND	3.0	10.0	ug/L	1	10/21/2020	10/21/2020 23:58	EPA 8260	
tert-Butylbenzene	ND	0.30	1.0	ug/L	1	10/21/2020	10/21/2020 23:58	EPA 8260	
Tetrachloroethene	ND	0.33	1.1	ug/L	1	10/21/2020	10/21/2020 23:58	EPA 8260	
Tetrahydrofuran	ND	2.3	20.0	ug/L	1	10/21/2020	10/21/2020 23:58	EPA 8260	
Toluene	ND	0.27	1.0	ug/L	1	10/21/2020	10/21/2020 23:58	EPA 8260	
trans-1,2-Dichloroethene	ND	0.46	1.5	ug/L	1	10/21/2020	10/21/2020 23:58	EPA 8260	
trans-1,3-Dichloropropene	ND	4.4	14.6	ug/L	1	10/21/2020	10/21/2020 23:58	EPA 8260	
Trichloroethene	ND	0.26	1.0	ug/L	1	10/21/2020	10/21/2020 23:58	EPA 8260	
Trichlorofluoromethane	**0.24**	0.21	1.0	ug/L	1	10/21/2020	10/21/2020 23:58	EPA 8260	J
Vinyl chloride	ND	0.17	1.0	ug/L	1	10/21/2020	10/21/2020 23:58	EPA 8260	
Xylene (Total)	ND	1.5	3.0	ug/L	1	10/21/2020	10/21/2020 23:58	EPA 8260	

Pace Analytical®
ENVIRONMENTAL SCIENCES
MOBILE LAB SERVICES

2525 Advance Road
Madison, WI 53718
608.221.8700 Phone
608.221.4889 Fax

TRC Environmental Corporation, Inc.
708 Heartland Trail, Ste 3000
Madison WI, 53717

Project: Madison Kipp Corporation - Madison, WI
Project Number: 372148 Ph. 2 Tsk 1
Project Manager: Andrew Stehn

MW-9D2

A204226-25 (Water)

Date Sampled
10/14/2020 11:21

Pace Analytical-Green Bay, WI

EPA 8260 — **Preparation Batch:MSV 54510**

Analyte	Result	Limit of Detection	Limit of Quantitation	Units	Dilution	Prepared	Analyzed	Method	Qualifiers
1,1,1,2-Tetrachloroethane	ND	0.27	1.0	ug/L	1	10/22/2020	10/22/2020 00:21	EPA 8260	
1,1,1-Trichloroethane	ND	0.24	1.0	ug/L	1	10/22/2020	10/22/2020 00:21	EPA 8260	
1,1,2,2-Tetrachloroethane	ND	0.28	1.0	ug/L	1	10/22/2020	10/22/2020 00:21	EPA 8260	
1,1,2-Trichloroethane	ND	0.55	5.0	ug/L	1	10/22/2020	10/22/2020 00:21	EPA 8260	
1,1,2-Trichlorotrifluoroethane	ND	0.54	5.0	ug/L	1	10/22/2020	10/22/2020 00:21	EPA 8260	
1,1-Dichloroethane	ND	0.27	1.0	ug/L	1	10/22/2020	10/22/2020 00:21	EPA 8260	
1,1-Dichloroethene	ND	0.24	1.0	ug/L	1	10/22/2020	10/22/2020 00:21	EPA 8260	
1,1-Dichloropropene	ND	0.54	1.8	ug/L	1	10/22/2020	10/22/2020 00:21	EPA 8260	
1,2,3-Trichlorobenzene	ND	2.2	7.4	ug/L	1	10/22/2020	10/22/2020 00:21	EPA 8260	
1,2,3-Trichloropropane	ND	0.59	5.0	ug/L	1	10/22/2020	10/22/2020 00:21	EPA 8260	
1,2,4-Trichlorobenzene	ND	0.95	5.0	ug/L	1	10/22/2020	10/22/2020 00:21	EPA 8260	
1,2,4-Trimethylbenzene	ND	0.84	2.8	ug/L	1	10/22/2020	10/22/2020 00:21	EPA 8260	
1,2-Dibromo-3-chloropropane	ND	1.8	5.9	ug/L	1	10/22/2020	10/22/2020 00:21	EPA 8260	
1,2-Dibromoethane (EDB)	ND	0.83	2.8	ug/L	1	10/22/2020	10/22/2020 00:21	EPA 8260	
1,2-Dichlorobenzene	ND	0.71	2.4	ug/L	1	10/22/2020	10/22/2020 00:21	EPA 8260	
1,2-Dichloroethane	ND	0.28	1.0	ug/L	1	10/22/2020	10/22/2020 00:21	EPA 8260	
1,2-Dichloropropane	ND	0.28	1.0	ug/L	1	10/22/2020	10/22/2020 00:21	EPA 8260	
1,3,5-Trimethylbenzene	ND	0.87	2.9	ug/L	1	10/22/2020	10/22/2020 00:21	EPA 8260	
1,3-Dichlorobenzene	ND	0.63	2.1	ug/L	1	10/22/2020	10/22/2020 00:21	EPA 8260	
1,3-Dichloropropane	ND	0.83	2.8	ug/L	1	10/22/2020	10/22/2020 00:21	EPA 8260	
1,4-Dichlorobenzene	ND	0.94	3.1	ug/L	1	10/22/2020	10/22/2020 00:21	EPA 8260	
2,2-Dichloropropane	ND	2.3	7.6	ug/L	1	10/22/2020	10/22/2020 00:21	EPA 8260	
2-Butanone (MEK)	ND	2.9	20.0	ug/L	1	10/22/2020	10/22/2020 00:21	EPA 8260	
2-Chlorotoluene	ND	0.93	5.0	ug/L	1	10/22/2020	10/22/2020 00:21	EPA 8260	
2-Hexanone	ND	5.2	17.4	ug/L	1	10/22/2020	10/22/2020 00:21	EPA 8260	
4-Chlorotoluene	ND	0.76	2.5	ug/L	1	10/22/2020	10/22/2020 00:21	EPA 8260	
4-Methyl-2-pentanone (MIBK)	ND	4.6	15.5	ug/L	1	10/22/2020	10/22/2020 00:21	EPA 8260	
Acetone	ND	2.7	20.0	ug/L	1	10/22/2020	10/22/2020 00:21	EPA 8260	
Benzene	ND	0.25	1.0	ug/L	1	10/22/2020	10/22/2020 00:21	EPA 8260	
Bromobenzene	ND	0.24	1.0	ug/L	1	10/22/2020	10/22/2020 00:21	EPA 8260	
Bromochloromethane	ND	0.36	5.0	ug/L	1	10/22/2020	10/22/2020 00:21	EPA 8260	
Bromodichloromethane	ND	0.36	1.2	ug/L	1	10/22/2020	10/22/2020 00:21	EPA 8260	
Bromoform	ND	4.0	13.2	ug/L	1	10/22/2020	10/22/2020 00:21	EPA 8260	
Bromomethane	ND	0.97	5.0	ug/L	1	10/22/2020	10/22/2020 00:21	EPA 8260	
Carbon disulfide	ND	0.45	1.5	ug/L	1	10/22/2020	10/22/2020 00:21	EPA 8260	
Carbon tetrachloride	ND	1.1	3.6	ug/L	1	10/22/2020	10/22/2020 00:21	EPA 8260	
Chlorobenzene	ND	0.71	2.4	ug/L	1	10/22/2020	10/22/2020 00:21	EPA 8260	
Chloroethane	ND	1.3	5.0	ug/L	1	10/22/2020	10/22/2020 00:21	EPA 8260	
Chloroform	ND	1.3	5.0	ug/L	1	10/22/2020	10/22/2020 00:21	EPA 8260	
Chloromethane	ND	2.2	7.3	ug/L	1	10/22/2020	10/22/2020 00:21	EPA 8260	
cis-1,2-Dichloroethene	**103**	0.27	1.0	ug/L	1	10/22/2020	10/22/2020 00:21	EPA 8260	
cis-1,3-Dichloropropene	ND	3.6	12.1	ug/L	1	10/22/2020	10/22/2020 00:21	EPA 8260	
Dibromochloromethane	ND	2.6	8.7	ug/L	1	10/22/2020	10/22/2020 00:21	EPA 8260	

Pace Analytical®
ENVIRONMENTAL SCIENCES
MOBILE LAB SERVICES

2525 Advance Road
Madison, WI 53718
608.221.8700 Phone
608.221.4889 Fax

TRC Environmental Corporation, Inc.
708 Heartland Trail, Ste 3000
Madison WI, 53717

Project: Madison Kipp Corporation - Madison, WI
Project Number: 372148 Ph. 2 Tsk 1
Project Manager: Andrew Stehn

MW-9D2

A204226-25 (Water)

Date Sampled
10/14/2020 11:21

Pace Analytical-Green Bay, WI

EPA 8260 — **Preparation Batch:MSV 54510**

Analyte	Result	Limit of Detection	Limit of Quantitation	Units	Dilution	Prepared	Analyzed	Method	Qualifiers
Dibromomethane	ND	0.94	3.1	ug/L	1	10/22/2020	10/22/2020 00:21	EPA 8260	
Dichlorodifluoromethane	ND	0.50	5.0	ug/L	1	10/22/2020	10/22/2020 00:21	EPA 8260	
Diisopropyl ether	ND	1.9	6.3	ug/L	1	10/22/2020	10/22/2020 00:21	EPA 8260	
Ethylbenzene	ND	0.32	1.1	ug/L	1	10/22/2020	10/22/2020 00:21	EPA 8260	
Hexachloro-1,3-butadiene	ND	1.5	4.9	ug/L	1	10/22/2020	10/22/2020 00:21	EPA 8260	
Isopropylbenzene (Cumene)	ND	1.7	5.6	ug/L	1	10/22/2020	10/22/2020 00:21	EPA 8260	
m&p-Xylene	ND	0.47	2.0	ug/L	1	10/22/2020	10/22/2020 00:21	EPA 8260	
Methylene Chloride	ND	0.58	5.0	ug/L	1	10/22/2020	10/22/2020 00:21	EPA 8260	
Methyl-tert-butyl ether	**17.3**	1.2	4.2	ug/L	1	10/22/2020	10/22/2020 00:21	EPA 8260	
Naphthalene	ND	1.2	5.0	ug/L	1	10/22/2020	10/22/2020 00:21	EPA 8260	
n-Butylbenzene	ND	0.71	2.4	ug/L	1	10/22/2020	10/22/2020 00:21	EPA 8260	
n-Hexane	ND	1.7	5.7	ug/L	1	10/22/2020	10/22/2020 00:21	EPA 8260	
n-Propylbenzene	ND	0.81	5.0	ug/L	1	10/22/2020	10/22/2020 00:21	EPA 8260	
o-Xylene	ND	0.26	1.0	ug/L	1	10/22/2020	10/22/2020 00:21	EPA 8260	
p-Isopropyltoluene	ND	0.80	2.7	ug/L	1	10/22/2020	10/22/2020 00:21	EPA 8260	
sec-Butylbenzene	ND	0.85	5.0	ug/L	1	10/22/2020	10/22/2020 00:21	EPA 8260	
Styrene	ND	3.0	10.0	ug/L	1	10/22/2020	10/22/2020 00:21	EPA 8260	
tert-Butylbenzene	ND	0.30	1.0	ug/L	1	10/22/2020	10/22/2020 00:21	EPA 8260	
Tetrachloroethene	**257**	0.33	1.1	ug/L	1	10/22/2020	10/22/2020 00:21	EPA 8260	
Tetrahydrofuran	ND	2.3	20.0	ug/L	1	10/22/2020	10/22/2020 00:21	EPA 8260	
Toluene	ND	0.27	1.0	ug/L	1	10/22/2020	10/22/2020 00:21	EPA 8260	
trans-1,2-Dichloroethene	**1.4**	0.46	1.5	ug/L	1	10/22/2020	10/22/2020 00:21	EPA 8260	J
trans-1,3-Dichloropropene	ND	4.4	14.6	ug/L	1	10/22/2020	10/22/2020 00:21	EPA 8260	
Trichloroethene	**53.4**	0.26	1.0	ug/L	1	10/22/2020	10/22/2020 00:21	EPA 8260	
Trichlorofluoromethane	ND	0.21	1.0	ug/L	1	10/22/2020	10/22/2020 00:21	EPA 8260	
Vinyl chloride	**3.2**	0.17	1.0	ug/L	1	10/22/2020	10/22/2020 00:21	EPA 8260	
Xylene (Total)	ND	1.5	3.0	ug/L	1	10/22/2020	10/22/2020 00:21	EPA 8260	

Pace Analytical®
ENVIRONMENTAL SCIENCES
MOBILE LAB SERVICES

2525 Advance Road
Madison, WI 53718
608.221.8700 Phone
608.221.4889 Fax

TRC Environmental Corporation, Inc.
708 Heartland Trail, Ste 3000
Madison WI, 53717

Project: Madison Kipp Corporation - Madison, WI
Project Number: 372148 Ph. 2 Tsk 1
Project Manager: Andrew Stehn

MW-27D

A204226-26 (Water)

Date Sampled
10/14/2020 10:01

Pace Analytical-Green Bay, WI

EPA 8260 — **Preparation Batch:MSV 54510**

Analyte	Result	Limit of Detection	Limit of Quantitation	Units	Dilution	Prepared	Analyzed	Method	Qualifiers
1,1,1,2-Tetrachloroethane	ND	0.27	1.0	ug/L	1	10/23/2020	10/23/2020 12:11	EPA 8260	
1,1,1-Trichloroethane	ND	0.24	1.0	ug/L	1	10/23/2020	10/23/2020 12:11	EPA 8260	
1,1,2,2-Tetrachloroethane	ND	0.28	1.0	ug/L	1	10/23/2020	10/23/2020 12:11	EPA 8260	
1,1,2-Trichloroethane	ND	0.55	5.0	ug/L	1	10/23/2020	10/23/2020 12:11	EPA 8260	
1,1,2-Trichlorotrifluoroethane	ND	0.54	5.0	ug/L	1	10/23/2020	10/23/2020 12:11	EPA 8260	
1,1-Dichloroethane	ND	0.27	1.0	ug/L	1	10/23/2020	10/23/2020 12:11	EPA 8260	
1,1-Dichloroethene	ND	0.24	1.0	ug/L	1	10/23/2020	10/23/2020 12:11	EPA 8260	
1,1-Dichloropropene	ND	0.54	1.8	ug/L	1	10/23/2020	10/23/2020 12:11	EPA 8260	
1,2,3-Trichlorobenzene	ND	2.2	7.4	ug/L	1	10/23/2020	10/23/2020 12:11	EPA 8260	
1,2,3-Trichloropropane	ND	0.59	5.0	ug/L	1	10/23/2020	10/23/2020 12:11	EPA 8260	
1,2,4-Trichlorobenzene	ND	0.95	5.0	ug/L	1	10/23/2020	10/23/2020 12:11	EPA 8260	
1,2,4-Trimethylbenzene	ND	0.84	2.8	ug/L	1	10/23/2020	10/23/2020 12:11	EPA 8260	
1,2-Dibromo-3-chloropropane	ND	1.8	5.9	ug/L	1	10/23/2020	10/23/2020 12:11	EPA 8260	
1,2-Dibromoethane (EDB)	ND	0.83	2.8	ug/L	1	10/23/2020	10/23/2020 12:11	EPA 8260	
1,2-Dichlorobenzene	ND	0.71	2.4	ug/L	1	10/23/2020	10/23/2020 12:11	EPA 8260	
1,2-Dichloroethane	ND	0.28	1.0	ug/L	1	10/23/2020	10/23/2020 12:11	EPA 8260	
1,2-Dichloropropane	ND	0.28	1.0	ug/L	1	10/23/2020	10/23/2020 12:11	EPA 8260	
1,3,5-Trimethylbenzene	ND	0.87	2.9	ug/L	1	10/23/2020	10/23/2020 12:11	EPA 8260	
1,3-Dichlorobenzene	ND	0.63	2.1	ug/L	1	10/23/2020	10/23/2020 12:11	EPA 8260	
1,3-Dichloropropane	ND	0.83	2.8	ug/L	1	10/23/2020	10/23/2020 12:11	EPA 8260	
1,4-Dichlorobenzene	ND	0.94	3.1	ug/L	1	10/23/2020	10/23/2020 12:11	EPA 8260	
2,2-Dichloropropane	ND	2.3	7.6	ug/L	1	10/23/2020	10/23/2020 12:11	EPA 8260	
2-Butanone (MEK)	ND	2.9	20.0	ug/L	1	10/23/2020	10/23/2020 12:11	EPA 8260	
2-Chlorotoluene	ND	0.93	5.0	ug/L	1	10/23/2020	10/23/2020 12:11	EPA 8260	
2-Hexanone	ND	5.2	17.4	ug/L	1	10/23/2020	10/23/2020 12:11	EPA 8260	
4-Chlorotoluene	ND	0.76	2.5	ug/L	1	10/23/2020	10/23/2020 12:11	EPA 8260	
4-Methyl-2-pentanone (MIBK)	ND	4.6	15.5	ug/L	1	10/23/2020	10/23/2020 12:11	EPA 8260	
Acetone	ND	2.7	20.0	ug/L	1	10/23/2020	10/23/2020 12:11	EPA 8260	
Benzene	ND	0.25	1.0	ug/L	1	10/23/2020	10/23/2020 12:11	EPA 8260	
Bromobenzene	ND	0.24	1.0	ug/L	1	10/23/2020	10/23/2020 12:11	EPA 8260	
Bromochloromethane	ND	0.36	5.0	ug/L	1	10/23/2020	10/23/2020 12:11	EPA 8260	
Bromodichloromethane	ND	0.36	1.2	ug/L	1	10/23/2020	10/23/2020 12:11	EPA 8260	
Bromoform	ND	4.0	13.2	ug/L	1	10/23/2020	10/23/2020 12:11	EPA 8260	
Bromomethane	ND	0.97	5.0	ug/L	1	10/23/2020	10/23/2020 12:11	EPA 8260	
Carbon disulfide	ND	0.45	1.5	ug/L	1	10/23/2020	10/23/2020 12:11	EPA 8260	
Carbon tetrachloride	ND	1.1	3.6	ug/L	1	10/23/2020	10/23/2020 12:11	EPA 8260	
Chlorobenzene	ND	0.71	2.4	ug/L	1	10/23/2020	10/23/2020 12:11	EPA 8260	
Chloroethane	ND	1.3	5.0	ug/L	1	10/23/2020	10/23/2020 12:11	EPA 8260	
Chloroform	ND	1.3	5.0	ug/L	1	10/23/2020	10/23/2020 12:11	EPA 8260	
Chloromethane	ND	2.2	7.3	ug/L	1	10/23/2020	10/23/2020 12:11	EPA 8260	
cis-1,2-Dichloroethene	**0.63**	0.27	1.0	ug/L	1	10/23/2020	10/23/2020 12:11	EPA 8260	J
cis-1,3-Dichloropropene	ND	3.6	12.1	ug/L	1	10/23/2020	10/23/2020 12:11	EPA 8260	
Dibromochloromethane	ND	2.6	8.7	ug/L	1	10/23/2020	10/23/2020 12:11	EPA 8260	

Pace Analytical®
ENVIRONMENTAL SCIENCES
MOBILE LAB SERVICES

2525 Advance Road
Madison, WI 53718
608.221.8700 Phone
608.221.4889 Fax

TRC Environmental Corporation, Inc.
708 Heartland Trail, Ste 3000
Madison WI, 53717

Project: Madison Kipp Corporation - Madison, WI
Project Number: 372148 Ph. 2 Tsk 1
Project Manager: Andrew Stehn

MW-27D

A204226-26 (Water)

Date Sampled
10/14/2020 10:01

Pace Analytical-Green Bay, WI

EPA 8260 — **Preparation Batch:MSV 54510**

Analyte	Result	Limit of Detection	Limit of Quantitation	Units	Dilution	Prepared	Analyzed	Method	Qualifiers
Dibromomethane	ND	0.94	3.1	ug/L	1	10/23/2020	10/23/2020 12:11	EPA 8260	
Dichlorodifluoromethane	ND	0.50	5.0	ug/L	1	10/23/2020	10/23/2020 12:11	EPA 8260	
Diisopropyl ether	ND	1.9	6.3	ug/L	1	10/23/2020	10/23/2020 12:11	EPA 8260	
Ethylbenzene	ND	0.32	1.1	ug/L	1	10/23/2020	10/23/2020 12:11	EPA 8260	
Hexachloro-1,3-butadiene	ND	1.5	4.9	ug/L	1	10/23/2020	10/23/2020 12:11	EPA 8260	
Isopropylbenzene (Cumene)	ND	1.7	5.6	ug/L	1	10/23/2020	10/23/2020 12:11	EPA 8260	
m&p-Xylene	ND	0.47	2.0	ug/L	1	10/23/2020	10/23/2020 12:11	EPA 8260	
Methylene Chloride	ND	0.58	5.0	ug/L	1	10/23/2020	10/23/2020 12:11	EPA 8260	
Methyl-tert-butyl ether	ND	1.2	4.2	ug/L	1	10/23/2020	10/23/2020 12:11	EPA 8260	
Naphthalene	ND	1.2	5.0	ug/L	1	10/23/2020	10/23/2020 12:11	EPA 8260	
n-Butylbenzene	ND	0.71	2.4	ug/L	1	10/23/2020	10/23/2020 12:11	EPA 8260	
n-Hexane	ND	1.7	5.7	ug/L	1	10/23/2020	10/23/2020 12:11	EPA 8260	
n-Propylbenzene	ND	0.81	5.0	ug/L	1	10/23/2020	10/23/2020 12:11	EPA 8260	
o-Xylene	ND	0.26	1.0	ug/L	1	10/23/2020	10/23/2020 12:11	EPA 8260	
p-Isopropyltoluene	ND	0.80	2.7	ug/L	1	10/23/2020	10/23/2020 12:11	EPA 8260	
sec-Butylbenzene	ND	0.85	5.0	ug/L	1	10/23/2020	10/23/2020 12:11	EPA 8260	
Styrene	ND	3.0	10.0	ug/L	1	10/23/2020	10/23/2020 12:11	EPA 8260	
tert-Butylbenzene	ND	0.30	1.0	ug/L	1	10/23/2020	10/23/2020 12:11	EPA 8260	
Tetrachloroethene	**0.87**	0.33	1.1	ug/L	1	10/23/2020	10/23/2020 12:11	EPA 8260	J
Tetrahydrofuran	ND	2.3	20.0	ug/L	1	10/23/2020	10/23/2020 12:11	EPA 8260	
Toluene	ND	0.27	1.0	ug/L	1	10/23/2020	10/23/2020 12:11	EPA 8260	
trans-1,2-Dichloroethene	ND	0.46	1.5	ug/L	1	10/23/2020	10/23/2020 12:11	EPA 8260	
trans-1,3-Dichloropropene	ND	4.4	14.6	ug/L	1	10/23/2020	10/23/2020 12:11	EPA 8260	
Trichloroethene	**0.85**	0.26	1.0	ug/L	1	10/23/2020	10/23/2020 12:11	EPA 8260	J
Trichlorofluoromethane	ND	0.21	1.0	ug/L	1	10/23/2020	10/23/2020 12:11	EPA 8260	
Vinyl chloride	ND	0.17	1.0	ug/L	1	10/23/2020	10/23/2020 12:11	EPA 8260	
Xylene (Total)	ND	1.5	3.0	ug/L	1	10/23/2020	10/23/2020 12:11	EPA 8260	

Pace Analytical®
ENVIRONMENTAL SCIENCES
MOBILE LAB SERVICES

2525 Advance Road
Madison, WI 53718
608.221.8700 Phone
608.221.4889 Fax

TRC Environmental Corporation, Inc.
708 Heartland Trail, Ste 3000
Madison WI, 53717

Project: Madison Kipp Corporation - Madison, WI
Project Number: 372148 Ph. 2 Tsk 1
Project Manager: Andrew Stehn

MW-27D2

A204226-27 (Water)

Date Sampled
10/14/2020 09:01

Pace Analytical-Green Bay, WI

EPA 8260 — **Preparation Batch:MSV 54510**

Analyte	Result	Limit of Detection	Limit of Quantitation	Units	Dilution	Prepared	Analyzed	Method	Qualifiers
1,1,1,2-Tetrachloroethane	ND	0.27	1.0	ug/L	1	10/22/2020	10/22/2020 01:05	EPA 8260	
1,1,1-Trichloroethane	ND	0.24	1.0	ug/L	1	10/22/2020	10/22/2020 01:05	EPA 8260	
1,1,2,2-Tetrachloroethane	ND	0.28	1.0	ug/L	1	10/22/2020	10/22/2020 01:05	EPA 8260	
1,1,2-Trichloroethane	ND	0.55	5.0	ug/L	1	10/22/2020	10/22/2020 01:05	EPA 8260	
1,1,2-Trichlorotrifluoroethane	ND	0.54	5.0	ug/L	1	10/22/2020	10/22/2020 01:05	EPA 8260	
1,1-Dichloroethane	ND	0.27	1.0	ug/L	1	10/22/2020	10/22/2020 01:05	EPA 8260	
1,1-Dichloroethene	ND	0.24	1.0	ug/L	1	10/22/2020	10/22/2020 01:05	EPA 8260	
1,1-Dichloropropene	ND	0.54	1.8	ug/L	1	10/22/2020	10/22/2020 01:05	EPA 8260	
1,2,3-Trichlorobenzene	ND	2.2	7.4	ug/L	1	10/22/2020	10/22/2020 01:05	EPA 8260	
1,2,3-Trichloropropane	ND	0.59	5.0	ug/L	1	10/22/2020	10/22/2020 01:05	EPA 8260	
1,2,4-Trichlorobenzene	ND	0.95	5.0	ug/L	1	10/22/2020	10/22/2020 01:05	EPA 8260	
1,2,4-Trimethylbenzene	ND	0.84	2.8	ug/L	1	10/22/2020	10/22/2020 01:05	EPA 8260	
1,2-Dibromo-3-chloropropane	ND	1.8	5.9	ug/L	1	10/22/2020	10/22/2020 01:05	EPA 8260	
1,2-Dibromoethane (EDB)	ND	0.83	2.8	ug/L	1	10/22/2020	10/22/2020 01:05	EPA 8260	
1,2-Dichlorobenzene	ND	0.71	2.4	ug/L	1	10/22/2020	10/22/2020 01:05	EPA 8260	
1,2-Dichloroethane	ND	0.28	1.0	ug/L	1	10/22/2020	10/22/2020 01:05	EPA 8260	
1,2-Dichloropropane	ND	0.28	1.0	ug/L	1	10/22/2020	10/22/2020 01:05	EPA 8260	
1,3,5-Trimethylbenzene	ND	0.87	2.9	ug/L	1	10/22/2020	10/22/2020 01:05	EPA 8260	
1,3-Dichlorobenzene	ND	0.63	2.1	ug/L	1	10/22/2020	10/22/2020 01:05	EPA 8260	
1,3-Dichloropropane	ND	0.83	2.8	ug/L	1	10/22/2020	10/22/2020 01:05	EPA 8260	
1,4-Dichlorobenzene	ND	0.94	3.1	ug/L	1	10/22/2020	10/22/2020 01:05	EPA 8260	
2,2-Dichloropropane	ND	2.3	7.6	ug/L	1	10/22/2020	10/22/2020 01:05	EPA 8260	
2-Butanone (MEK)	ND	2.9	20.0	ug/L	1	10/22/2020	10/22/2020 01:05	EPA 8260	
2-Chlorotoluene	ND	0.93	5.0	ug/L	1	10/22/2020	10/22/2020 01:05	EPA 8260	
2-Hexanone	ND	5.2	17.4	ug/L	1	10/22/2020	10/22/2020 01:05	EPA 8260	
4-Chlorotoluene	ND	0.76	2.5	ug/L	1	10/22/2020	10/22/2020 01:05	EPA 8260	
4-Methyl-2-pentanone (MIBK)	ND	4.6	15.5	ug/L	1	10/22/2020	10/22/2020 01:05	EPA 8260	
Acetone	ND	2.7	20.0	ug/L	1	10/22/2020	10/22/2020 01:05	EPA 8260	
Benzene	ND	0.25	1.0	ug/L	1	10/22/2020	10/22/2020 01:05	EPA 8260	
Bromobenzene	ND	0.24	1.0	ug/L	1	10/22/2020	10/22/2020 01:05	EPA 8260	
Bromochloromethane	ND	0.36	5.0	ug/L	1	10/22/2020	10/22/2020 01:05	EPA 8260	
Bromodichloromethane	ND	0.36	1.2	ug/L	1	10/22/2020	10/22/2020 01:05	EPA 8260	
Bromoform	ND	4.0	13.2	ug/L	1	10/22/2020	10/22/2020 01:05	EPA 8260	
Bromomethane	ND	0.97	5.0	ug/L	1	10/22/2020	10/22/2020 01:05	EPA 8260	
Carbon disulfide	ND	0.45	1.5	ug/L	1	10/22/2020	10/22/2020 01:05	EPA 8260	
Carbon tetrachloride	ND	1.1	3.6	ug/L	1	10/22/2020	10/22/2020 01:05	EPA 8260	
Chlorobenzene	ND	0.71	2.4	ug/L	1	10/22/2020	10/22/2020 01:05	EPA 8260	
Chloroethane	ND	1.3	5.0	ug/L	1	10/22/2020	10/22/2020 01:05	EPA 8260	
Chloroform	ND	1.3	5.0	ug/L	1	10/22/2020	10/22/2020 01:05	EPA 8260	
Chloromethane	ND	2.2	7.3	ug/L	1	10/22/2020	10/22/2020 01:05	EPA 8260	
cis-1,2-Dichloroethene	**7.1**	0.27	1.0	ug/L	1	10/22/2020	10/22/2020 01:05	EPA 8260	
cis-1,3-Dichloropropene	ND	3.6	12.1	ug/L	1	10/22/2020	10/22/2020 01:05	EPA 8260	
Dibromochloromethane	ND	2.6	8.7	ug/L	1	10/22/2020	10/22/2020 01:05	EPA 8260	

Pace Analytical®
ENVIRONMENTAL SCIENCES
MOBILE LAB SERVICES

2525 Advance Road
Madison, WI 53718
608.221.8700 Phone
608.221.4889 Fax

TRC Environmental Corporation, Inc.
708 Heartland Trail, Ste 3000
Madison WI, 53717

Project: Madison Kipp Corporation - Madison, WI
Project Number: 372148 Ph. 2 Tsk 1
Project Manager: Andrew Stehn

MW-27D2

A204226-27 (Water)

Date Sampled
10/14/2020 09:01

Pace Analytical-Green Bay, WI

EPA 8260 — **Preparation Batch:MSV 54510**

Analyte	Result	Limit of Detection	Limit of Quantitation	Units	Dilution	Prepared	Analyzed	Method	Qualifiers
Dibromomethane	ND	0.94	3.1	ug/L	1	10/22/2020	10/22/2020 01:05	EPA 8260	
Dichlorodifluoromethane	ND	0.50	5.0	ug/L	1	10/22/2020	10/22/2020 01:05	EPA 8260	
Diisopropyl ether	ND	1.9	6.3	ug/L	1	10/22/2020	10/22/2020 01:05	EPA 8260	
Ethylbenzene	ND	0.32	1.1	ug/L	1	10/22/2020	10/22/2020 01:05	EPA 8260	
Hexachloro-1,3-butadiene	ND	1.5	4.9	ug/L	1	10/22/2020	10/22/2020 01:05	EPA 8260	
Isopropylbenzene (Cumene)	ND	1.7	5.6	ug/L	1	10/22/2020	10/22/2020 01:05	EPA 8260	
m&p-Xylene	ND	0.47	2.0	ug/L	1	10/22/2020	10/22/2020 01:05	EPA 8260	
Methylene Chloride	ND	0.58	5.0	ug/L	1	10/22/2020	10/22/2020 01:05	EPA 8260	
Methyl-tert-butyl ether	ND	1.2	4.2	ug/L	1	10/22/2020	10/22/2020 01:05	EPA 8260	
Naphthalene	ND	1.2	5.0	ug/L	1	10/22/2020	10/22/2020 01:05	EPA 8260	
n-Butylbenzene	ND	0.71	2.4	ug/L	1	10/22/2020	10/22/2020 01:05	EPA 8260	
n-Hexane	ND	1.7	5.7	ug/L	1	10/22/2020	10/22/2020 01:05	EPA 8260	
n-Propylbenzene	ND	0.81	5.0	ug/L	1	10/22/2020	10/22/2020 01:05	EPA 8260	
o-Xylene	ND	0.26	1.0	ug/L	1	10/22/2020	10/22/2020 01:05	EPA 8260	
p-Isopropyltoluene	ND	0.80	2.7	ug/L	1	10/22/2020	10/22/2020 01:05	EPA 8260	
sec-Butylbenzene	ND	0.85	5.0	ug/L	1	10/22/2020	10/22/2020 01:05	EPA 8260	
Styrene	ND	3.0	10.0	ug/L	1	10/22/2020	10/22/2020 01:05	EPA 8260	
tert-Butylbenzene	ND	0.30	1.0	ug/L	1	10/22/2020	10/22/2020 01:05	EPA 8260	
Tetrachloroethene	**16.9**	0.33	1.1	ug/L	1	10/22/2020	10/22/2020 01:05	EPA 8260	
Tetrahydrofuran	ND	2.3	20.0	ug/L	1	10/22/2020	10/22/2020 01:05	EPA 8260	
Toluene	ND	0.27	1.0	ug/L	1	10/22/2020	10/22/2020 01:05	EPA 8260	
trans-1,2-Dichloroethene	ND	0.46	1.5	ug/L	1	10/22/2020	10/22/2020 01:05	EPA 8260	
trans-1,3-Dichloropropene	ND	4.4	14.6	ug/L	1	10/22/2020	10/22/2020 01:05	EPA 8260	
Trichloroethene	**18.7**	0.26	1.0	ug/L	1	10/22/2020	10/22/2020 01:05	EPA 8260	
Trichlorofluoromethane	ND	0.21	1.0	ug/L	1	10/22/2020	10/22/2020 01:05	EPA 8260	
Vinyl chloride	ND	0.17	1.0	ug/L	1	10/22/2020	10/22/2020 01:05	EPA 8260	
Xylene (Total)	ND	1.5	3.0	ug/L	1	10/22/2020	10/22/2020 01:05	EPA 8260	

Pace Analytical®
ENVIRONMENTAL SCIENCES
MOBILE LAB SERVICES

2525 Advance Road
Madison, WI 53718
608.221.8700 Phone
608.221.4889 Fax

TRC Environmental Corporation, Inc.
708 Heartland Trail, Ste 3000
Madison WI, 53717

Project: Madison Kipp Corporation - Madison, WI
Project Number: 372148 Ph. 2 Tsk 1
Project Manager: Andrew Stehn

Trip Blank

A204226-28 (Water)

Date Sampled
10/14/2020 00:00

Pace Analytical-Green Bay, WI

EPA 8260 — **Preparation Batch:MSV 54510**

Analyte	Result	Limit of Detection	Limit of Quantitation	Units	Dilution	Prepared	Analyzed	Method	Qualifiers
1,1,1,2-Tetrachloroethane	ND	0.27	1.0	ug/L	1	10/21/2020	10/21/2020 17:58	EPA 8260	
1,1,1-Trichloroethane	ND	0.24	1.0	ug/L	1	10/21/2020	10/21/2020 17:58	EPA 8260	
1,1,2,2-Tetrachloroethane	ND	0.28	1.0	ug/L	1	10/21/2020	10/21/2020 17:58	EPA 8260	
1,1,2-Trichloroethane	ND	0.55	5.0	ug/L	1	10/21/2020	10/21/2020 17:58	EPA 8260	
1,1,2-Trichlorotrifluoroethane	ND	0.54	5.0	ug/L	1	10/21/2020	10/21/2020 17:58	EPA 8260	
1,1-Dichloroethane	ND	0.27	1.0	ug/L	1	10/21/2020	10/21/2020 17:58	EPA 8260	
1,1-Dichloroethene	ND	0.24	1.0	ug/L	1	10/21/2020	10/21/2020 17:58	EPA 8260	
1,1-Dichloropropene	ND	0.54	1.8	ug/L	1	10/21/2020	10/21/2020 17:58	EPA 8260	
1,2,3-Trichlorobenzene	ND	2.2	7.4	ug/L	1	10/21/2020	10/21/2020 17:58	EPA 8260	
1,2,3-Trichloropropane	ND	0.59	5.0	ug/L	1	10/21/2020	10/21/2020 17:58	EPA 8260	
1,2,4-Trichlorobenzene	ND	0.95	5.0	ug/L	1	10/21/2020	10/21/2020 17:58	EPA 8260	
1,2,4-Trimethylbenzene	ND	0.84	2.8	ug/L	1	10/21/2020	10/21/2020 17:58	EPA 8260	
1,2-Dibromo-3-chloropropane	ND	1.8	5.9	ug/L	1	10/21/2020	10/21/2020 17:58	EPA 8260	
1,2-Dibromoethane (EDB)	ND	0.83	2.8	ug/L	1	10/21/2020	10/21/2020 17:58	EPA 8260	
1,2-Dichlorobenzene	ND	0.71	2.4	ug/L	1	10/21/2020	10/21/2020 17:58	EPA 8260	
1,2-Dichloroethane	ND	0.28	1.0	ug/L	1	10/21/2020	10/21/2020 17:58	EPA 8260	
1,2-Dichloropropane	ND	0.28	1.0	ug/L	1	10/21/2020	10/21/2020 17:58	EPA 8260	
1,3,5-Trimethylbenzene	ND	0.87	2.9	ug/L	1	10/21/2020	10/21/2020 17:58	EPA 8260	
1,3-Dichlorobenzene	ND	0.63	2.1	ug/L	1	10/21/2020	10/21/2020 17:58	EPA 8260	
1,3-Dichloropropane	ND	0.83	2.8	ug/L	1	10/21/2020	10/21/2020 17:58	EPA 8260	
1,4-Dichlorobenzene	ND	0.94	3.1	ug/L	1	10/21/2020	10/21/2020 17:58	EPA 8260	
2,2-Dichloropropane	ND	2.3	7.6	ug/L	1	10/21/2020	10/21/2020 17:58	EPA 8260	
2-Butanone (MEK)	ND	2.9	20.0	ug/L	1	10/21/2020	10/21/2020 17:58	EPA 8260	
2-Chlorotoluene	ND	0.93	5.0	ug/L	1	10/21/2020	10/21/2020 17:58	EPA 8260	
2-Hexanone	ND	5.2	17.4	ug/L	1	10/21/2020	10/21/2020 17:58	EPA 8260	
4-Chlorotoluene	ND	0.76	2.5	ug/L	1	10/21/2020	10/21/2020 17:58	EPA 8260	
4-Methyl-2-pentanone (MIBK)	ND	4.6	15.5	ug/L	1	10/21/2020	10/21/2020 17:58	EPA 8260	
Acetone	ND	2.7	20.0	ug/L	1	10/21/2020	10/21/2020 17:58	EPA 8260	
Benzene	ND	0.25	1.0	ug/L	1	10/21/2020	10/21/2020 17:58	EPA 8260	
Bromobenzene	ND	0.24	1.0	ug/L	1	10/21/2020	10/21/2020 17:58	EPA 8260	
Bromochloromethane	ND	0.36	5.0	ug/L	1	10/21/2020	10/21/2020 17:58	EPA 8260	
Bromodichloromethane	ND	0.36	1.2	ug/L	1	10/21/2020	10/21/2020 17:58	EPA 8260	
Bromoform	ND	4.0	13.2	ug/L	1	10/21/2020	10/21/2020 17:58	EPA 8260	
Bromomethane	ND	0.97	5.0	ug/L	1	10/21/2020	10/21/2020 17:58	EPA 8260	
Carbon disulfide	ND	0.45	1.5	ug/L	1	10/21/2020	10/21/2020 17:58	EPA 8260	
Carbon tetrachloride	ND	1.1	3.6	ug/L	1	10/21/2020	10/21/2020 17:58	EPA 8260	
Chlorobenzene	ND	0.71	2.4	ug/L	1	10/21/2020	10/21/2020 17:58	EPA 8260	
Chloroethane	ND	1.3	5.0	ug/L	1	10/21/2020	10/21/2020 17:58	EPA 8260	
Chloroform	ND	1.3	5.0	ug/L	1	10/21/2020	10/21/2020 17:58	EPA 8260	
Chloromethane	ND	2.2	7.3	ug/L	1	10/21/2020	10/21/2020 17:58	EPA 8260	
cis-1,2-Dichloroethene	ND	0.27	1.0	ug/L	1	10/21/2020	10/21/2020 17:58	EPA 8260	
cis-1,3-Dichloropropene	ND	3.6	12.1	ug/L	1	10/21/2020	10/21/2020 17:58	EPA 8260	
Dibromochloromethane	ND	2.6	8.7	ug/L	1	10/21/2020	10/21/2020 17:58	EPA 8260	

Pace Analytical®
ENVIRONMENTAL SCIENCES
MOBILE LAB SERVICES

2525 Advance Road
Madison, WI 53718
608.221.8700 Phone
608.221.4889 Fax

TRC Environmental Corporation, Inc.
708 Heartland Trail, Ste 3000
Madison WI, 53717

Project: Madison Kipp Corporation - Madison, WI
Project Number: 372148 Ph. 2 Tsk 1
Project Manager: Andrew Stehn

Trip Blank

A204226-28 (Water)

Date Sampled
10/14/2020 00:00

Pace Analytical-Green Bay, WI

EPA 8260 — **Preparation Batch:MSV 54510**

Analyte	Result	Limit of Detection	Limit of Quantitation	Units	Dilution	Prepared	Analyzed	Method	Qualifiers
Dibromomethane	ND	0.94	3.1	ug/L	1	10/21/2020	10/21/2020 17:58	EPA 8260	
Dichlorodifluoromethane	ND	0.50	5.0	ug/L	1	10/21/2020	10/21/2020 17:58	EPA 8260	
Diisopropyl ether	ND	1.9	6.3	ug/L	1	10/21/2020	10/21/2020 17:58	EPA 8260	
Ethylbenzene	ND	0.32	1.1	ug/L	1	10/21/2020	10/21/2020 17:58	EPA 8260	
Hexachloro-1,3-butadiene	ND	1.5	4.9	ug/L	1	10/21/2020	10/21/2020 17:58	EPA 8260	
Isopropylbenzene (Cumene)	ND	1.7	5.6	ug/L	1	10/21/2020	10/21/2020 17:58	EPA 8260	
m&p-Xylene	ND	0.47	2.0	ug/L	1	10/21/2020	10/21/2020 17:58	EPA 8260	
Methylene Chloride	ND	0.58	5.0	ug/L	1	10/21/2020	10/21/2020 17:58	EPA 8260	
Methyl-tert-butyl ether	ND	1.2	4.2	ug/L	1	10/21/2020	10/21/2020 17:58	EPA 8260	
Naphthalene	ND	1.2	5.0	ug/L	1	10/21/2020	10/21/2020 17:58	EPA 8260	
n-Butylbenzene	ND	0.71	2.4	ug/L	1	10/21/2020	10/21/2020 17:58	EPA 8260	
n-Hexane	ND	1.7	5.7	ug/L	1	10/21/2020	10/21/2020 17:58	EPA 8260	
n-Propylbenzene	ND	0.81	5.0	ug/L	1	10/21/2020	10/21/2020 17:58	EPA 8260	
o-Xylene	ND	0.26	1.0	ug/L	1	10/21/2020	10/21/2020 17:58	EPA 8260	
p-Isopropyltoluene	ND	0.80	2.7	ug/L	1	10/21/2020	10/21/2020 17:58	EPA 8260	
sec-Butylbenzene	ND	0.85	5.0	ug/L	1	10/21/2020	10/21/2020 17:58	EPA 8260	
Styrene	ND	3.0	10.0	ug/L	1	10/21/2020	10/21/2020 17:58	EPA 8260	
tert-Butylbenzene	ND	0.30	1.0	ug/L	1	10/21/2020	10/21/2020 17:58	EPA 8260	
Tetrachloroethene	ND	0.33	1.1	ug/L	1	10/21/2020	10/21/2020 17:58	EPA 8260	
Tetrahydrofuran	ND	2.3	20.0	ug/L	1	10/21/2020	10/21/2020 17:58	EPA 8260	
Toluene	ND	0.27	1.0	ug/L	1	10/21/2020	10/21/2020 17:58	EPA 8260	
trans-1,2-Dichloroethene	ND	0.46	1.5	ug/L	1	10/21/2020	10/21/2020 17:58	EPA 8260	
trans-1,3-Dichloropropene	ND	4.4	14.6	ug/L	1	10/21/2020	10/21/2020 17:58	EPA 8260	
Trichloroethene	ND	0.26	1.0	ug/L	1	10/21/2020	10/21/2020 17:58	EPA 8260	
Trichlorofluoromethane	ND	0.21	1.0	ug/L	1	10/21/2020	10/21/2020 17:58	EPA 8260	
Vinyl chloride	ND	0.17	1.0	ug/L	1	10/21/2020	10/21/2020 17:58	EPA 8260	
Xylene (Total)	ND	1.5	3.0	ug/L	1	10/21/2020	10/21/2020 17:58	EPA 8260	

Pace Analytical®
ENVIRONMENTAL SCIENCES
MOBILE LAB SERVICES

2525 Advance Road
Madison, WI 53718
608.221.8700 Phone
608.221.4889 Fax

TRC Environmental Corporation, Inc.	Project: Madison Kipp Corporation - Madison, WI
708 Heartland Trail, Ste 3000	Project Number: 372148 Ph. 2 Tsk 1
Madison WI, 53717	Project Manager: Andrew Stehn

Polychlorinated Biphenyls by EPA Method 8082 - Quality Control

Pace Analytical - Madison

Analyte	Result	Limit of Quantitation	Units	Spike Level	Source Result	%REC	%REC Limits	RPD	RPD Limit	Notes
Batch A010165 - EPA 3511										
Blank (A010165-BLK1)				Prepared: 10/19/2020 Analyzed: 10/21/2020 20:25						
PCB-1016	ND	0.13	ug/L							
PCB-1221	ND	0.25	ug/L							
PCB-1232	ND	0.13	ug/L							
PCB-1242	ND	0.13	ug/L							
PCB-1248	ND	0.13	ug/L							
PCB-1254	ND	0.13	ug/L							
PCB-1260	ND	0.13	ug/L							
Total PCBs	ND	0.25	ug/L							
Surrogate: Tetrachloro-meta-xylene	*0.781*		*ug/L*	*0.7500*		*104*	*64.9-137*			
Surrogate: Decachlorobiphenyl	*0.806*		*ug/L*	*0.7500*		*107*	*67.4-146*			
LCS (A010165-BS1)				Prepared: 10/19/2020 Analyzed: 10/21/2020 20:00						
PCB-1242	11.9	0.13	ug/L	12.50		95.5	70-130			
Surrogate: Tetrachloro-meta-xylene	*0.688*		*ug/L*	*0.7500*		*91.7*	*64.9-137*			
Surrogate: Decachlorobiphenyl	*0.786*		*ug/L*	*0.7500*		*105*	*67.4-146*			
Matrix Spike (A010165-MS1)	**Source: A204226-22**			Prepared: 10/19/2020 Analyzed: 10/21/2020 22:05						
PCB-1242	13.6	0.13	ug/L	12.50	ND	109	60-140			
Surrogate: Tetrachloro-meta-xylene	*0.814*		*ug/L*	*0.7500*		*109*	*64.9-137*			
Surrogate: Decachlorobiphenyl	*0.801*		*ug/L*	*0.7500*		*107*	*67.4-146*			
Matrix Spike Dup (A010165-MSD1)	**Source: A204226-22**			Prepared: 10/19/2020 Analyzed: 10/21/2020 22:30						
PCB-1242	13.9	0.13	ug/L	12.50	ND	111	60-140	2.23	20	
Surrogate: Tetrachloro-meta-xylene	*0.838*		*ug/L*	*0.7500*		*112*	*64.9-137*			
Surrogate: Decachlorobiphenyl	*0.817*		*ug/L*	*0.7500*		*109*	*67.4-146*			

Pace Analytical®
ENVIRONMENTAL SCIENCES
MOBILE LAB SERVICES

2525 Advance Road
Madison, WI 53718
608.221.8700 Phone
608.221.4889 Fax

TRC Environmental Corporation, Inc.	Project: Madison Kipp Corporation - Madison, WI
708 Heartland Trail, Ste 3000	Project Number: 372148 Ph. 2 Tsk 1
Madison WI, 53717	Project Manager: Andrew Stehn

Notes and Definitions

J	Estimated concentration above the adjusted method detection limit and below the adjusted reporting limit.
ND	Analyte NOT DETECTED at or above the reporting limit or limit of detection (if listed).
NR	Not Reported
dry	Sample results reported on a dry weight basis. Detection limits (if listed) and reporting limits have been adjusted for the solids content. If the word 'dry' does not appear after the units, results are reported on an as-is basis.
RPD	Relative Percent Difference

Detection limits (if listed) and reporting limits have been adjusted for dilutions, if reported.

Pace Analytical - ECCS Division
2525 Advance Road
Madison, WI 53718
608-221-8700 (phone)
608-221-4889 (fax)

CHAIN OF CUSTODY

No. 14332 Page: 1 of: 3

Lab Work Order #: A204226

Project Number: 372148 Ph. 2 Tsk 1 PO Number: 149646
Project Name: Madison Kipp Corporation
Project Location (City, State): Madison, WI
Turn Around (check one): ☒ Normal ☐ Rush
If Rush, Report Due Date:
Sampled By (Print): Andrew Stehn

Report To: Andrew Stehn
Company: TRC
Address 1: 708 Heartland Trail
Address 2: Suite 3000
E-mail Address: astehn@trccompanies.com

Invoice To:
Company: Same as above
Address 1:
Address 2:

Sample Description	Collection Date	Collection Time	Matrix	Total # of Containers	Preservation Codes: B	Analyses Requested: VOCs						Comments	Lab ID	Lab Receipt Time
MP-13 (163-167)	10/12/20	1340	W	3	3								01	
MP-13 (135-139)		1410	W	3	3								02	
MP-13 (121-125)		1440	W	3	3								03	
MP-13 (102-106)		1510	W	3	3								04	
MP-13 (081-085)		1530	W	3	3								05	
MP-13 (067-071)		1550	W	3	3								06	
MP-13 (044-048)		1615	W	3	3								07	
MP-15 (177-187)	10/13/20	0750	W	3	3								08	
MP-15 (142-146)		0820	W	3	3								09	
MP-15 (120-125)		0840	W	3	3								10	

Preservation Codes
A=None B=HCL C=H_2SO_4
D=HNO_3 E=EnCore F=Methanol
G=NaOH O=Other (Indicate)

Matrix Codes
A=Air S=Soil W=Water O=Other

Other Comments:

	Date	Time		Date	Time
Relinquished By:	10/15/20	1015	Received By:	10-15-20	1015
Relinquished By:	Date:	Time:	Received By:	Date:	Time:

Custody Seal: ☐ NA ☐ Intact ☐ Not Intact
Shipped Via: Walk-In
Receipt Temp: on ice 4.4°C
Thermometer #/ Exp. Date: 100142274 12-19-20
Temp Blank: ☒ Y ☐ N

Rev. 12/15

Page 60 of 142 A204226 FINAL 10 29 2020 0900

Pace Analytical - ECCS Division
2525 Advance Road
Madison, WI 53718
608-221-8700 (phone)
608-221-4889 (fax)

CHAIN OF CUSTODY

No. 14339

Page: 2 of: 3

Lab Work Order #: A204226

Project Number: 372148 PH.2 TSK 1 PO Number: 149646
Project Name: Madison Kipp Corporation
Project Location (City, State): Madison, WI
Turn Around (check one): ☒ Normal ☐ Rush
If Rush, Report Due Date:
Sampled By (Print): Andrew Stehn / Wes Braga

Preservation Codes
Analyses Requested

Report To:
Company:
Address 1: See Pg 1
Address 2:
E-mail Address:

Invoice To:
Company: See Pg 1
Address 1:
Address 2:

Sample Description	Collection Date	Collection Time	Matrix	Total # of Containers	B	VOCs	MS/MSD					Comments	Lab ID	Lab Receipt Time
MP-15 (100-105)	10/13/20	0910	W	3	3								11	
MP-15 (088-092)	10/13/20	0925	W	3	3								12	
MP-14 (170-178)	10/13/20	~~1055~~ 1020 MS	W	3	3								13	
MP-14 (135-140)	10/13/20	1055	W	3	3								14	
MP-14 (100-105)	10/13/20	1115	W	3	3								15	
MP-16 (175-179)	10/13/20	1215	W	3	3								16	
MP-16 (140-144)	10/13/20	1235	W	3	3								17	
MP-16 (106-116)	10/13/20	1315	W	3	3								18	
MW-25D2	10/13/20	1551	W	6	~~6~~ 3 MS	3							19	
MW-25D	10/13/20	1713	W	3	3								20	

Preservation Codes
A=None B=HCL C=H_2SO_4
D=HNO_3 E=EnCore F=Methanol
G=NaOH O=Other (Indicate)

Matrix Codes
A=Air S=Soil W=Water O=Other

Other Comments:

Relinquished By: Andrew Stehn — Date: 10/15/20 — Time: 1015
Relinquished By: — Date: — Time:
Received By: — Date: 10-15-20 — Time: 1015
Received By: — Date: — Time:

Custody Seal: ☐ NA ☐ Intact ☐ Not Intact
Shipped Via: WalkIn
Receipt Temp: Onice 4.4°C
Thermometer #/ Exp. Date: 160142274 12-19-20
Temp Blank: ☒ Y ☐ N

Rev. 12/15

Page 61 of 142 A204226 FINAL 10 29 2020 0900

Pace Analytical - ECCS Division
2525 Advance Road
Madison, WI 53718
608-221-8700 (phone)
608-221-4889 (fax)

CHAIN OF CUSTODY

No. 14335

Page: 3 of: 3

Lab Work Order #: A204226

Project Number: 372148 Ph. 2 Tsk 1 PO Number: 149646
Project Name: Madison Kipp Corporation
Project Location (City, State): Madison, WI
Turn Around (check one): ☒ Normal ☐ Rush
If Rush, Report Due Date:
Sampled By (Print): Andrew Stehn / Wes Braga

Report To:
Company: See Pg 1
Address 1:
Address 2:
E-mail Address:
Invoice To:
Company: See Pg 1
Address 1:
Address 2:

Sample Description	Collection Date	Collection Time	Matrix	Total # of Containers	VOCs	PCBs	TSS	TDS			Comments	Lab ID	Lab Receipt Time
MW-4S	10/14/20	1553	W	4		X	X	X			time on containers 15:58 jd	21	
MW-4D		1435	W	8		X	X	X			ms/msd / Lab Dup	22	
MW-4D2		1259	W	3	X							23	
MW-9D		1145	W	3	X							24	
MW-9D2		1121	W	3	X							25	
~~MW-24 ams~~			~~W~~	~~4~~		~~X~~	~~X~~	~~X~~ AMS				—	
MW-27D		1001	W	3	X						time on containers 10:03 jd	26	
MW-27D2	↓	0901	W	3	X							27	
TRIP BLANK				1	X							28	

Preservation Codes
A=None B=HCL C=H_2SO_4
D=HNO_3 E=EnCore F=Methanol
G=NaOH O=Other (Indicate)

Matrix Codes
A=Air S=Soil W=Water O=Other

Other Comments:

Relinquished By:	Date:	Time:	Received By:	Date:	Time:
Andrew Stehn	10/15/20	1615		10-15-20	1015
Relinquished By:	Date:	Time:	Received By:	Date:	Time:

Custody Seal: ☐ NA ☐ Intact ☐ Not Intact
Shipped Via: Walk-In
Receipt Temp: On ice 4.4°C
Thermometer #/ Exp. Date: 160142274 12-19-20
Temp Blank: ☒ Y ☐ N

Rev. 12/15

Page 62 of 142 A204226 FINAL 10 29 2020 0900

Pace Analytical Services, LLC
1241 Bellevue Street - Suite 9
Green Bay, WI 54302
(920)469-2436

October 26, 2020

Jessica Esser
Pace Analytical Madison
2525 Advance Road
Madison, WI 53718

RE: Project: A204226 MADISON KIPP CORP.
Pace Project No.: 40216646

Dear Jessica Esser:

Enclosed are the analytical results for sample(s) received by the laboratory on October 16, 2020. The results relate only to the samples included in this report. Results reported herein conform to the applicable TNI/NELAC Standards and the laboratory's Quality Manual, where applicable, unless otherwise noted in the body of the report.

The test results provided in this final report were generated by each of the following laboratories within the Pace Network:

- Pace Analytical Services - Green Bay

If you have any questions concerning this report, please feel free to contact me.

Sincerely,

Dan Milewsky
dan.milewsky@pacelabs.com
(920)469-2436
Project Manager

Enclosures

Pace Analytical Services, LLC
1241 Bellevue Street - Suite 9
Green Bay, WI 54302
(920)469-2436

CERTIFICATIONS

Project: A204226 MADISON KIPP CORP.
Pace Project No.: 40216646

Pace Analytical Services Green Bay
1241 Bellevue Street, Green Bay, WI 54302
Florida/NELAP Certification #: E87948
Illinois Certification #: 200050
Kentucky UST Certification #: 82
Louisiana Certification #: 04168
Minnesota Certification #: 055-999-334
New York Certification #: 12064
North Dakota Certification #: R-150
Virginia VELAP ID: 460263
South Carolina Certification #: 83006001
Texas Certification #: T104704529-14-1
Wisconsin Certification #: 405132750
Wisconsin DATCP Certification #: 105-444
USDA Soil Permit #: P330-16-00157
Federal Fish & Wildlife Permit #: LE51774A-0

REPORT OF LABORATORY ANALYSIS

This report shall not be reproduced, except in full,
without the written consent of Pace Analytical Services, LLC.

Pace Analytical Services, LLC
1241 Bellevue Street - Suite 9
Green Bay, WI 54302
(920)469-2436

SAMPLE SUMMARY

Project: A204226 MADISON KIPP CORP.
Pace Project No.: 40216646

Lab ID	Sample ID	Matrix	Date Collected	Date Received
40216646001	**MP-13 (163-167)**	Water	10/12/20 13:40	10/16/20 10:00
40216646002	**MP-13 (135-139)**	Water	10/12/20 14:10	10/16/20 10:00
40216646003	**MP-13 (121-125)**	Water	10/12/20 14:40	10/16/20 10:00
40216646004	**MP-13 (102-106)**	Water	10/12/20 15:10	10/16/20 10:00
40216646005	**MP-13 (081-085)**	Water	10/12/20 15:30	10/16/20 10:00
40216646006	**MP-13 (067-071)**	Water	10/12/20 15:50	10/16/20 10:00
40216646007	**MP-13 (044-048)**	Water	10/12/20 16:15	10/16/20 10:00
40216646008	**MP-15 (177-187)**	Water	10/13/20 07:50	10/16/20 10:00
40216646009	**MP-15 (142-146)**	Water	10/13/20 08:20	10/16/20 10:00
40216646010	**MP-15 (120-125)**	Water	10/13/20 08:40	10/16/20 10:00
40216646011	**MP-15 (100-105)**	Water	10/13/20 09:10	10/16/20 10:00
40216646012	**MP-15 (088-092)**	Water	10/13/20 09:25	10/16/20 10:00
40216646013	**MP-14 (170-178)**	Water	10/13/20 10:20	10/16/20 10:00
40216646014	**MP-14 (135-140)**	Water	10/13/20 10:55	10/16/20 10:00
40216646015	**MP-14 (100-105)**	Water	10/13/20 11:15	10/16/20 10:00
40216646016	**MP-16 (175-179)**	Water	10/13/20 12:15	10/16/20 10:00
40216646017	**MP-16 (140-144)**	Water	10/13/20 12:35	10/16/20 10:00
40216646018	**MP-16 (106-116)**	Water	10/13/20 13:15	10/16/20 10:00
40216646019	**MW-25D2**	Water	10/13/20 15:51	10/16/20 10:00
40216646020	**MW-25D**	Water	10/13/20 17:13	10/16/20 10:00
40216646021	**MW-4S**	Water	10/14/20 15:53	10/16/20 10:00
40216646022	**MW-4D**	Water	10/14/20 14:35	10/16/20 10:00
40216646023	**MW-4D2**	Water	10/14/20 12:59	10/16/20 10:00
40216646024	**MW-9D**	Water	10/14/20 11:45	10/16/20 10:00
40216646025	**MW-9D2**	Water	10/14/20 11:21	10/16/20 10:00
40216646026	**MW-27D**	Water	10/14/20 10:01	10/16/20 10:00
40216646027	**MW-27D2**	Water	10/14/20 09:01	10/16/20 10:00
40216646028	**TRIP BLANK**	Water	10/14/20 00:00	10/16/20 10:00

This report shall not be reproduced, except in full,
without the written consent of Pace Analytical Services, LLC.

Pace Analytical Services, LLC
1241 Bellevue Street - Suite 9
Green Bay, WI 54302
(920)469-2436

SAMPLE ANALYTE COUNT

Project: A204226 MADISON KIPP CORP.
Pace Project No.: 40216646

Lab ID	Sample ID	Method	Analysts	Analytes Reported
40216646001	**MP-13 (163-167)**	EPA 8260	SMT	73
40216646002	**MP-13 (135-139)**	EPA 8260	SMT	73
40216646003	**MP-13 (121-125)**	EPA 8260	SMT	73
40216646004	**MP-13 (102-106)**	EPA 8260	SMT	73
40216646005	**MP-13 (081-085)**	EPA 8260	SMT	73
40216646006	**MP-13 (067-071)**	EPA 8260	SMT	73
40216646007	**MP-13 (044-048)**	EPA 8260	HNW	73
40216646008	**MP-15 (177-187)**	EPA 8260	HNW	73
40216646009	**MP-15 (142-146)**	EPA 8260	HNW	73
40216646010	**MP-15 (120-125)**	EPA 8260	HNW	73
40216646011	**MP-15 (100-105)**	EPA 8260	HNW	73
40216646012	**MP-15 (088-092)**	EPA 8260	HNW	73
40216646013	**MP-14 (170-178)**	EPA 8260	HNW	73
40216646014	**MP-14 (135-140)**	EPA 8260	HNW	73
40216646015	**MP-14 (100-105)**	EPA 8260	HNW	73
40216646016	**MP-16 (175-179)**	EPA 8260	HNW	73
40216646017	**MP-16 (140-144)**	EPA 8260	HNW	73
40216646018	**MP-16 (106-116)**	EPA 8260	HNW	73
40216646019	**MW-25D2**	EPA 8260	HNW	73
40216646020	**MW-25D**	EPA 8260	HNW	73
40216646021	**MW-4S**	SM 2540C	HNT	1
		SM 2540D	JXM	1
40216646022	**MW-4D**	SM 2540C	HNT	1
		SM 2540D	JXM	1
40216646023	**MW-4D2**	EPA 8260	HNW	73
40216646024	**MW-9D**	EPA 8260	HNW	73
40216646025	**MW-9D2**	EPA 8260	HNW	73
40216646026	**MW-27D**	EPA 8260	HNW	73
40216646027	**MW-27D2**	EPA 8260	HNW	73
40216646028	**TRIP BLANK**	EPA 8260	HNW	73

PASI-G = Pace Analytical Services - Green Bay

This report shall not be reproduced, except in full,
without the written consent of Pace Analytical Services, LLC.

Pace Analytical Services, LLC
1241 Bellevue Street - Suite 9
Green Bay, WI 54302
(920)469-2436

ANALYTICAL RESULTS

Project: A204226 MADISON KIPP CORP.
Pace Project No.: 40216646

Sample: MP-13 (163-167) **Lab ID: 40216646001** Collected: 10/12/20 13:40 Received: 10/16/20 10:00 Matrix: Water

Parameters	Results	Units	LOQ	LOD	DF	Prepared	Analyzed	CAS No.	Qual
8260 MSV	Analytical Method: EPA 8260 Pace Analytical Services - Green Bay								
1,1,1,2-Tetrachloroethane	**<0.27**	ug/L	1.0	0.27	1		10/20/20 01:42	630-20-6	
1,1,1-Trichloroethane	**<0.24**	ug/L	1.0	0.24	1		10/20/20 01:42	71-55-6	
1,1,2,2-Tetrachloroethane	**<0.28**	ug/L	1.0	0.28	1		10/20/20 01:42	79-34-5	
1,1,2-Trichloroethane	**<0.55**	ug/L	5.0	0.55	1		10/20/20 01:42	79-00-5	
1,1,2-Trichlorotrifluoroethane	**<0.54**	ug/L	5.0	0.54	1		10/20/20 01:42	76-13-1	
1,1-Dichloroethane	**<0.27**	ug/L	1.0	0.27	1		10/20/20 01:42	75-34-3	
1,1-Dichloroethene	**<0.24**	ug/L	1.0	0.24	1		10/20/20 01:42	75-35-4	
1,1-Dichloropropene	**<0.54**	ug/L	1.8	0.54	1		10/20/20 01:42	563-58-6	
1,2,3-Trichlorobenzene	**<2.2**	ug/L	7.4	2.2	1		10/20/20 01:42	87-61-6	
1,2,3-Trichloropropane	**<0.59**	ug/L	5.0	0.59	1		10/20/20 01:42	96-18-4	
1,2,4-Trichlorobenzene	**<0.95**	ug/L	5.0	0.95	1		10/20/20 01:42	120-82-1	
1,2,4-Trimethylbenzene	**<0.84**	ug/L	2.8	0.84	1		10/20/20 01:42	95-63-6	
1,2-Dibromo-3-chloropropane	**<1.8**	ug/L	5.9	1.8	1		10/20/20 01:42	96-12-8	
1,2-Dibromoethane (EDB)	**<0.83**	ug/L	2.8	0.83	1		10/20/20 01:42	106-93-4	
1,2-Dichlorobenzene	**<0.71**	ug/L	2.4	0.71	1		10/20/20 01:42	95-50-1	
1,2-Dichloroethane	**<0.28**	ug/L	1.0	0.28	1		10/20/20 01:42	107-06-2	
1,2-Dichloropropane	**<0.28**	ug/L	1.0	0.28	1		10/20/20 01:42	78-87-5	
1,3,5-Trimethylbenzene	**<0.87**	ug/L	2.9	0.87	1		10/20/20 01:42	108-67-8	
1,3-Dichlorobenzene	**<0.63**	ug/L	2.1	0.63	1		10/20/20 01:42	541-73-1	
1,3-Dichloropropane	**<0.83**	ug/L	2.8	0.83	1		10/20/20 01:42	142-28-9	
1,4-Dichlorobenzene	**<0.94**	ug/L	3.1	0.94	1		10/20/20 01:42	106-46-7	
2,2-Dichloropropane	**<2.3**	ug/L	7.6	2.3	1		10/20/20 01:42	594-20-7	
2-Butanone (MEK)	**<2.9**	ug/L	20.0	2.9	1		10/20/20 01:42	78-93-3	
2-Chlorotoluene	**<0.93**	ug/L	5.0	0.93	1		10/20/20 01:42	95-49-8	
2-Hexanone	**<5.2**	ug/L	17.4	5.2	1		10/20/20 01:42	591-78-6	
4-Chlorotoluene	**<0.76**	ug/L	2.5	0.76	1		10/20/20 01:42	106-43-4	
4-Methyl-2-pentanone (MIBK)	**<4.6**	ug/L	15.5	4.6	1		10/20/20 01:42	108-10-1	
Acetone	**<2.7**	ug/L	20.0	2.7	1		10/20/20 01:42	67-64-1	
Benzene	**<0.25**	ug/L	1.0	0.25	1		10/20/20 01:42	71-43-2	
Bromobenzene	**<0.24**	ug/L	1.0	0.24	1		10/20/20 01:42	108-86-1	
Bromochloromethane	**<0.36**	ug/L	5.0	0.36	1		10/20/20 01:42	74-97-5	
Bromodichloromethane	**<0.36**	ug/L	1.2	0.36	1		10/20/20 01:42	75-27-4	
Bromoform	**<4.0**	ug/L	13.2	4.0	1		10/20/20 01:42	75-25-2	
Bromomethane	**<0.97**	ug/L	5.0	0.97	1		10/20/20 01:42	74-83-9	
Carbon disulfide	**<0.45**	ug/L	1.5	0.45	1		10/20/20 01:42	75-15-0	
Carbon tetrachloride	**<1.1**	ug/L	3.6	1.1	1		10/20/20 01:42	56-23-5	
Chlorobenzene	**<0.71**	ug/L	2.4	0.71	1		10/20/20 01:42	108-90-7	
Chloroethane	**<1.3**	ug/L	5.0	1.3	1		10/20/20 01:42	75-00-3	
Chloroform	**<1.3**	ug/L	5.0	1.3	1		10/20/20 01:42	67-66-3	
Chloromethane	**<2.2**	ug/L	7.3	2.2	1		10/20/20 01:42	74-87-3	
Dibromochloromethane	**<2.6**	ug/L	8.7	2.6	1		10/20/20 01:42	124-48-1	
Dibromomethane	**<0.94**	ug/L	3.1	0.94	1		10/20/20 01:42	74-95-3	
Dichlorodifluoromethane	**<0.50**	ug/L	5.0	0.50	1		10/20/20 01:42	75-71-8	
Diisopropyl ether	**<1.9**	ug/L	6.3	1.9	1		10/20/20 01:42	108-20-3	
Ethylbenzene	**<0.32**	ug/L	1.1	0.32	1		10/20/20 01:42	100-41-4	

This report shall not be reproduced, except in full,
without the written consent of Pace Analytical Services, LLC.

Pace Analytical Services, LLC
1241 Bellevue Street - Suite 9
Green Bay, WI 54302
(920)469-2436

ANALYTICAL RESULTS

Project: A204226 MADISON KIPP CORP.
Pace Project No.: 40216646

Sample: MP-13 (163-167) **Lab ID: 40216646001** Collected: 10/12/20 13:40 Received: 10/16/20 10:00 Matrix: Water

Parameters	Results	Units	LOQ	LOD	DF	Prepared	Analyzed	CAS No.	Qual
8260 MSV	Analytical Method: EPA 8260 Pace Analytical Services - Green Bay								
Hexachloro-1,3-butadiene	**<1.5**	ug/L	4.9	1.5	1		10/20/20 01:42	87-68-3	
Isopropylbenzene (Cumene)	**<1.7**	ug/L	5.6	1.7	1		10/20/20 01:42	98-82-8	
Methyl-tert-butyl ether	**<1.2**	ug/L	4.2	1.2	1		10/20/20 01:42	1634-04-4	
Methylene Chloride	**<0.58**	ug/L	5.0	0.58	1		10/20/20 01:42	75-09-2	
Naphthalene	**<1.2**	ug/L	5.0	1.2	1		10/20/20 01:42	91-20-3	
Styrene	**<3.0**	ug/L	10.0	3.0	1		10/20/20 01:42	100-42-5	
Tetrachloroethene	**79.1**	ug/L	1.1	0.33	1		10/20/20 01:42	127-18-4	
Tetrahydrofuran	**<2.3**	ug/L	20.0	2.3	1		10/20/20 01:42	109-99-9	
Toluene	**<0.27**	ug/L	1.0	0.27	1		10/20/20 01:42	108-88-3	
Trichloroethene	**8.0**	ug/L	1.0	0.26	1		10/20/20 01:42	79-01-6	
Trichlorofluoromethane	**<0.21**	ug/L	1.0	0.21	1		10/20/20 01:42	75-69-4	
Vinyl chloride	**<0.17**	ug/L	1.0	0.17	1		10/20/20 01:42	75-01-4	
Xylene (Total)	**<1.5**	ug/L	3.0	1.5	1		10/20/20 01:42	1330-20-7	
cis-1,2-Dichloroethene	**15.3**	ug/L	1.0	0.27	1		10/20/20 01:42	156-59-2	
cis-1,3-Dichloropropene	**<3.6**	ug/L	12.1	3.6	1		10/20/20 01:42	10061-01-5	
m&p-Xylene	**<0.47**	ug/L	2.0	0.47	1		10/20/20 01:42	179601-23-1	
n-Butylbenzene	**<0.71**	ug/L	2.4	0.71	1		10/20/20 01:42	104-51-8	
n-Hexane	**<1.7**	ug/L	5.7	1.7	1		10/20/20 01:42	110-54-3	
n-Propylbenzene	**<0.81**	ug/L	5.0	0.81	1		10/20/20 01:42	103-65-1	
o-Xylene	**<0.26**	ug/L	1.0	0.26	1		10/20/20 01:42	95-47-6	
p-Isopropyltoluene	**<0.80**	ug/L	2.7	0.80	1		10/20/20 01:42	99-87-6	
sec-Butylbenzene	**<0.85**	ug/L	5.0	0.85	1		10/20/20 01:42	135-98-8	
tert-Butylbenzene	**<0.30**	ug/L	1.0	0.30	1		10/20/20 01:42	98-06-6	
trans-1,2-Dichloroethene	**<0.46**	ug/L	1.5	0.46	1		10/20/20 01:42	156-60-5	
trans-1,3-Dichloropropene	**<4.4**	ug/L	14.6	4.4	1		10/20/20 01:42	10061-02-6	
Surrogates									
4-Bromofluorobenzene (S)	96	%	70-130		1		10/20/20 01:42	460-00-4	
Dibromofluoromethane (S)	102	%	70-130		1		10/20/20 01:42	1868-53-7	
Toluene-d8 (S)	97	%	70-130		1		10/20/20 01:42	2037-26-5	

REPORT OF LABORATORY ANALYSIS

This report shall not be reproduced, except in full,
without the written consent of Pace Analytical Services, LLC.

Pace Analytical Services, LLC
1241 Bellevue Street - Suite 9
Green Bay, WI 54302
(920)469-2436

ANALYTICAL RESULTS

Project: A204226 MADISON KIPP CORP.
Pace Project No.: 40216646

Sample: MP-13 (135-139) **Lab ID: 40216646002** Collected: 10/12/20 14:10 Received: 10/16/20 10:00 Matrix: Water

Parameters	Results	Units	LOQ	LOD	DF	Prepared	Analyzed	CAS No.	Qual
8260 MSV	Analytical Method: EPA 8260 Pace Analytical Services - Green Bay								
1,1,1,2-Tetrachloroethane	**<0.27**	ug/L	1.0	0.27	1		10/20/20 02:09	630-20-6	
1,1,1-Trichloroethane	**<0.24**	ug/L	1.0	0.24	1		10/20/20 02:09	71-55-6	
1,1,2,2-Tetrachloroethane	**<0.28**	ug/L	1.0	0.28	1		10/20/20 02:09	79-34-5	
1,1,2-Trichloroethane	**<0.55**	ug/L	5.0	0.55	1		10/20/20 02:09	79-00-5	
1,1,2-Trichlorotrifluoroethane	**<0.54**	ug/L	5.0	0.54	1		10/20/20 02:09	76-13-1	
1,1-Dichloroethane	**<0.27**	ug/L	1.0	0.27	1		10/20/20 02:09	75-34-3	
1,1-Dichloroethene	**<0.24**	ug/L	1.0	0.24	1		10/20/20 02:09	75-35-4	
1,1-Dichloropropene	**<0.54**	ug/L	1.8	0.54	1		10/20/20 02:09	563-58-6	
1,2,3-Trichlorobenzene	**<2.2**	ug/L	7.4	2.2	1		10/20/20 02:09	87-61-6	
1,2,3-Trichloropropane	**<0.59**	ug/L	5.0	0.59	1		10/20/20 02:09	96-18-4	
1,2,4-Trichlorobenzene	**<0.95**	ug/L	5.0	0.95	1		10/20/20 02:09	120-82-1	
1,2,4-Trimethylbenzene	**<0.84**	ug/L	2.8	0.84	1		10/20/20 02:09	95-63-6	
1,2-Dibromo-3-chloropropane	**<1.8**	ug/L	5.9	1.8	1		10/20/20 02:09	96-12-8	
1,2-Dibromoethane (EDB)	**<0.83**	ug/L	2.8	0.83	1		10/20/20 02:09	106-93-4	
1,2-Dichlorobenzene	**<0.71**	ug/L	2.4	0.71	1		10/20/20 02:09	95-50-1	
1,2-Dichloroethane	**<0.28**	ug/L	1.0	0.28	1		10/20/20 02:09	107-06-2	
1,2-Dichloropropane	**<0.28**	ug/L	1.0	0.28	1		10/20/20 02:09	78-87-5	
1,3,5-Trimethylbenzene	**<0.87**	ug/L	2.9	0.87	1		10/20/20 02:09	108-67-8	
1,3-Dichlorobenzene	**<0.63**	ug/L	2.1	0.63	1		10/20/20 02:09	541-73-1	
1,3-Dichloropropane	**<0.83**	ug/L	2.8	0.83	1		10/20/20 02:09	142-28-9	
1,4-Dichlorobenzene	**<0.94**	ug/L	3.1	0.94	1		10/20/20 02:09	106-46-7	
2,2-Dichloropropane	**<2.3**	ug/L	7.6	2.3	1		10/20/20 02:09	594-20-7	
2-Butanone (MEK)	**<2.9**	ug/L	20.0	2.9	1		10/20/20 02:09	78-93-3	
2-Chlorotoluene	**<0.93**	ug/L	5.0	0.93	1		10/20/20 02:09	95-49-8	
2-Hexanone	**<5.2**	ug/L	17.4	5.2	1		10/20/20 02:09	591-78-6	
4-Chlorotoluene	**<0.76**	ug/L	2.5	0.76	1		10/20/20 02:09	106-43-4	
4-Methyl-2-pentanone (MIBK)	**<4.6**	ug/L	15.5	4.6	1		10/20/20 02:09	108-10-1	
Acetone	**<2.7**	ug/L	20.0	2.7	1		10/20/20 02:09	67-64-1	
Benzene	**<0.25**	ug/L	1.0	0.25	1		10/20/20 02:09	71-43-2	
Bromobenzene	**<0.24**	ug/L	1.0	0.24	1		10/20/20 02:09	108-86-1	
Bromochloromethane	**<0.36**	ug/L	5.0	0.36	1		10/20/20 02:09	74-97-5	
Bromodichloromethane	**<0.36**	ug/L	1.2	0.36	1		10/20/20 02:09	75-27-4	
Bromoform	**<4.0**	ug/L	13.2	4.0	1		10/20/20 02:09	75-25-2	
Bromomethane	**<0.97**	ug/L	5.0	0.97	1		10/20/20 02:09	74-83-9	
Carbon disulfide	**<0.45**	ug/L	1.5	0.45	1		10/20/20 02:09	75-15-0	
Carbon tetrachloride	**<1.1**	ug/L	3.6	1.1	1		10/20/20 02:09	56-23-5	
Chlorobenzene	**<0.71**	ug/L	2.4	0.71	1		10/20/20 02:09	108-90-7	
Chloroethane	**<1.3**	ug/L	5.0	1.3	1		10/20/20 02:09	75-00-3	
Chloroform	**<1.3**	ug/L	5.0	1.3	1		10/20/20 02:09	67-66-3	
Chloromethane	**<2.2**	ug/L	7.3	2.2	1		10/20/20 02:09	74-87-3	
Dibromochloromethane	**<2.6**	ug/L	8.7	2.6	1		10/20/20 02:09	124-48-1	
Dibromomethane	**<0.94**	ug/L	3.1	0.94	1		10/20/20 02:09	74-95-3	
Dichlorodifluoromethane	**<0.50**	ug/L	5.0	0.50	1		10/20/20 02:09	75-71-8	
Diisopropyl ether	**<1.9**	ug/L	6.3	1.9	1		10/20/20 02:09	108-20-3	
Ethylbenzene	**<0.32**	ug/L	1.1	0.32	1		10/20/20 02:09	100-41-4	

This report shall not be reproduced, except in full,
without the written consent of Pace Analytical Services, LLC.

Pace Analytical Services, LLC
1241 Bellevue Street - Suite 9
Green Bay, WI 54302
(920)469-2436

ANALYTICAL RESULTS

Project: A204226 MADISON KIPP CORP.
Pace Project No.: 40216646

Sample: MP-13 (135-139) **Lab ID: 40216646002** Collected: 10/12/20 14:10 Received: 10/16/20 10:00 Matrix: Water

Parameters	Results	Units	LOQ	LOD	DF	Prepared	Analyzed	CAS No.	Qual
8260 MSV	Analytical Method: EPA 8260 Pace Analytical Services - Green Bay								
Hexachloro-1,3-butadiene	**<1.5**	ug/L	4.9	1.5	1		10/20/20 02:09	87-68-3	
Isopropylbenzene (Cumene)	**<1.7**	ug/L	5.6	1.7	1		10/20/20 02:09	98-82-8	
Methyl-tert-butyl ether	**<1.2**	ug/L	4.2	1.2	1		10/20/20 02:09	1634-04-4	
Methylene Chloride	**<0.58**	ug/L	5.0	0.58	1		10/20/20 02:09	75-09-2	
Naphthalene	**<1.2**	ug/L	5.0	1.2	1		10/20/20 02:09	91-20-3	
Styrene	**<3.0**	ug/L	10.0	3.0	1		10/20/20 02:09	100-42-5	
Tetrachloroethene	**2540**	ug/L	43.5	13.1	40		10/20/20 12:42	127-18-4	
Tetrahydrofuran	**<2.3**	ug/L	20.0	2.3	1		10/20/20 02:09	109-99-9	
Toluene	**<0.27**	ug/L	1.0	0.27	1		10/20/20 02:09	108-88-3	
Trichloroethene	**147**	ug/L	1.0	0.26	1		10/20/20 02:09	79-01-6	
Trichlorofluoromethane	**<0.21**	ug/L	1.0	0.21	1		10/20/20 02:09	75-69-4	
Vinyl chloride	**0.25J**	ug/L	1.0	0.17	1		10/20/20 02:09	75-01-4	
Xylene (Total)	**<1.5**	ug/L	3.0	1.5	1		10/20/20 02:09	1330-20-7	
cis-1,2-Dichloroethene	**97.6**	ug/L	1.0	0.27	1		10/20/20 02:09	156-59-2	
cis-1,3-Dichloropropene	**<3.6**	ug/L	12.1	3.6	1		10/20/20 02:09	10061-01-5	
m&p-Xylene	**<0.47**	ug/L	2.0	0.47	1		10/20/20 02:09	179601-23-1	
n-Butylbenzene	**<0.71**	ug/L	2.4	0.71	1		10/20/20 02:09	104-51-8	
n-Hexane	**<1.7**	ug/L	5.7	1.7	1		10/20/20 02:09	110-54-3	
n-Propylbenzene	**<0.81**	ug/L	5.0	0.81	1		10/20/20 02:09	103-65-1	
o-Xylene	**<0.26**	ug/L	1.0	0.26	1		10/20/20 02:09	95-47-6	
p-Isopropyltoluene	**<0.80**	ug/L	2.7	0.80	1		10/20/20 02:09	99-87-6	
sec-Butylbenzene	**<0.85**	ug/L	5.0	0.85	1		10/20/20 02:09	135-98-8	
tert-Butylbenzene	**<0.30**	ug/L	1.0	0.30	1		10/20/20 02:09	98-06-6	
trans-1,2-Dichloroethene	**1.3J**	ug/L	1.5	0.46	1		10/20/20 02:09	156-60-5	
trans-1,3-Dichloropropene	**<4.4**	ug/L	14.6	4.4	1		10/20/20 02:09	10061-02-6	
Surrogates									
4-Bromofluorobenzene (S)	95	%	70-130		1		10/20/20 02:09	460-00-4	
Dibromofluoromethane (S)	102	%	70-130		1		10/20/20 02:09	1868-53-7	
Toluene-d8 (S)	99	%	70-130		1		10/20/20 02:09	2037-26-5	

REPORT OF LABORATORY ANALYSIS

This report shall not be reproduced, except in full,
without the written consent of Pace Analytical Services, LLC.

Pace Analytical Services, LLC
1241 Bellevue Street - Suite 9
Green Bay, WI 54302
(920)469-2436

ANALYTICAL RESULTS

Project: A204226 MADISON KIPP CORP.
Pace Project No.: 40216646

Sample: MP-13 (121-125) **Lab ID: 40216646003** Collected: 10/12/20 14:40 Received: 10/16/20 10:00 Matrix: Water

Parameters	Results	Units	LOQ	LOD	DF	Prepared	Analyzed	CAS No.	Qual
8260 MSV	Analytical Method: EPA 8260 Pace Analytical Services - Green Bay								
1,1,1,2-Tetrachloroethane	**<0.27**	ug/L	1.0	0.27	1		10/20/20 02:35	630-20-6	
1,1,1-Trichloroethane	**<0.24**	ug/L	1.0	0.24	1		10/20/20 02:35	71-55-6	
1,1,2,2-Tetrachloroethane	**<0.28**	ug/L	1.0	0.28	1		10/20/20 02:35	79-34-5	
1,1,2-Trichloroethane	**<0.55**	ug/L	5.0	0.55	1		10/20/20 02:35	79-00-5	
1,1,2-Trichlorotrifluoroethane	**<0.54**	ug/L	5.0	0.54	1		10/20/20 02:35	76-13-1	
1,1-Dichloroethane	**<0.27**	ug/L	1.0	0.27	1		10/20/20 02:35	75-34-3	
1,1-Dichloroethene	**<0.24**	ug/L	1.0	0.24	1		10/20/20 02:35	75-35-4	
1,1-Dichloropropene	**<0.54**	ug/L	1.8	0.54	1		10/20/20 02:35	563-58-6	
1,2,3-Trichlorobenzene	**<2.2**	ug/L	7.4	2.2	1		10/20/20 02:35	87-61-6	
1,2,3-Trichloropropane	**<0.59**	ug/L	5.0	0.59	1		10/20/20 02:35	96-18-4	
1,2,4-Trichlorobenzene	**<0.95**	ug/L	5.0	0.95	1		10/20/20 02:35	120-82-1	
1,2,4-Trimethylbenzene	**<0.84**	ug/L	2.8	0.84	1		10/20/20 02:35	95-63-6	
1,2-Dibromo-3-chloropropane	**<1.8**	ug/L	5.9	1.8	1		10/20/20 02:35	96-12-8	
1,2-Dibromoethane (EDB)	**<0.83**	ug/L	2.8	0.83	1		10/20/20 02:35	106-93-4	
1,2-Dichlorobenzene	**<0.71**	ug/L	2.4	0.71	1		10/20/20 02:35	95-50-1	
1,2-Dichloroethane	**0.74J**	ug/L	1.0	0.28	1		10/20/20 02:35	107-06-2	
1,2-Dichloropropane	**<0.28**	ug/L	1.0	0.28	1		10/20/20 02:35	78-87-5	
1,3,5-Trimethylbenzene	**<0.87**	ug/L	2.9	0.87	1		10/20/20 02:35	108-67-8	
1,3-Dichlorobenzene	**<0.63**	ug/L	2.1	0.63	1		10/20/20 02:35	541-73-1	
1,3-Dichloropropane	**<0.83**	ug/L	2.8	0.83	1		10/20/20 02:35	142-28-9	
1,4-Dichlorobenzene	**<0.94**	ug/L	3.1	0.94	1		10/20/20 02:35	106-46-7	
2,2-Dichloropropane	**<2.3**	ug/L	7.6	2.3	1		10/20/20 02:35	594-20-7	
2-Butanone (MEK)	**<2.9**	ug/L	20.0	2.9	1		10/20/20 02:35	78-93-3	
2-Chlorotoluene	**<0.93**	ug/L	5.0	0.93	1		10/20/20 02:35	95-49-8	
2-Hexanone	**<5.2**	ug/L	17.4	5.2	1		10/20/20 02:35	591-78-6	
4-Chlorotoluene	**<0.76**	ug/L	2.5	0.76	1		10/20/20 02:35	106-43-4	
4-Methyl-2-pentanone (MIBK)	**<4.6**	ug/L	15.5	4.6	1		10/20/20 02:35	108-10-1	
Acetone	**<2.7**	ug/L	20.0	2.7	1		10/20/20 02:35	67-64-1	
Benzene	**<0.25**	ug/L	1.0	0.25	1		10/20/20 02:35	71-43-2	
Bromobenzene	**<0.24**	ug/L	1.0	0.24	1		10/20/20 02:35	108-86-1	
Bromochloromethane	**<0.36**	ug/L	5.0	0.36	1		10/20/20 02:35	74-97-5	
Bromodichloromethane	**<0.36**	ug/L	1.2	0.36	1		10/20/20 02:35	75-27-4	
Bromoform	**<4.0**	ug/L	13.2	4.0	1		10/20/20 02:35	75-25-2	
Bromomethane	**<0.97**	ug/L	5.0	0.97	1		10/20/20 02:35	74-83-9	
Carbon disulfide	**<0.45**	ug/L	1.5	0.45	1		10/20/20 02:35	75-15-0	
Carbon tetrachloride	**<1.1**	ug/L	3.6	1.1	1		10/20/20 02:35	56-23-5	
Chlorobenzene	**<0.71**	ug/L	2.4	0.71	1		10/20/20 02:35	108-90-7	
Chloroethane	**<1.3**	ug/L	5.0	1.3	1		10/20/20 02:35	75-00-3	
Chloroform	**<1.3**	ug/L	5.0	1.3	1		10/20/20 02:35	67-66-3	
Chloromethane	**<2.2**	ug/L	7.3	2.2	1		10/20/20 02:35	74-87-3	
Dibromochloromethane	**<2.6**	ug/L	8.7	2.6	1		10/20/20 02:35	124-48-1	
Dibromomethane	**<0.94**	ug/L	3.1	0.94	1		10/20/20 02:35	74-95-3	
Dichlorodifluoromethane	**<0.50**	ug/L	5.0	0.50	1		10/20/20 02:35	75-71-8	
Diisopropyl ether	**<1.9**	ug/L	6.3	1.9	1		10/20/20 02:35	108-20-3	
Ethylbenzene	**<0.32**	ug/L	1.1	0.32	1		10/20/20 02:35	100-41-4	

REPORT OF LABORATORY ANALYSIS

This report shall not be reproduced, except in full,
without the written consent of Pace Analytical Services, LLC.

Pace Analytical Services, LLC
1241 Bellevue Street - Suite 9
Green Bay, WI 54302
(920)469-2436

ANALYTICAL RESULTS

Project: A204226 MADISON KIPP CORP.
Pace Project No.: 40216646

Sample: MP-13 (121-125) **Lab ID: 40216646003** Collected: 10/12/20 14:40 Received: 10/16/20 10:00 Matrix: Water

Parameters	Results	Units	LOQ	LOD	DF	Prepared	Analyzed	CAS No.	Qual
8260 MSV	Analytical Method: EPA 8260 Pace Analytical Services - Green Bay								
Hexachloro-1,3-butadiene	**<1.5**	ug/L	4.9	1.5	1		10/20/20 02:35	87-68-3	
Isopropylbenzene (Cumene)	**<1.7**	ug/L	5.6	1.7	1		10/20/20 02:35	98-82-8	
Methyl-tert-butyl ether	**<1.2**	ug/L	4.2	1.2	1		10/20/20 02:35	1634-04-4	
Methylene Chloride	**<0.58**	ug/L	5.0	0.58	1		10/20/20 02:35	75-09-2	
Naphthalene	**<1.2**	ug/L	5.0	1.2	1		10/20/20 02:35	91-20-3	
Styrene	**<3.0**	ug/L	10.0	3.0	1		10/20/20 02:35	100-42-5	
Tetrachloroethene	**602**	ug/L	10.9	3.3	10		10/20/20 13:09	127-18-4	
Tetrahydrofuran	**<2.3**	ug/L	20.0	2.3	1		10/20/20 02:35	109-99-9	
Toluene	**<0.27**	ug/L	1.0	0.27	1		10/20/20 02:35	108-88-3	
Trichloroethene	**55.0**	ug/L	1.0	0.26	1		10/20/20 02:35	79-01-6	
Trichlorofluoromethane	**<0.21**	ug/L	1.0	0.21	1		10/20/20 02:35	75-69-4	
Vinyl chloride	**<0.17**	ug/L	1.0	0.17	1		10/20/20 02:35	75-01-4	
Xylene (Total)	**<1.5**	ug/L	3.0	1.5	1		10/20/20 02:35	1330-20-7	
cis-1,2-Dichloroethene	**40.2**	ug/L	1.0	0.27	1		10/20/20 02:35	156-59-2	
cis-1,3-Dichloropropene	**<3.6**	ug/L	12.1	3.6	1		10/20/20 02:35	10061-01-5	
m&p-Xylene	**<0.47**	ug/L	2.0	0.47	1		10/20/20 02:35	179601-23-1	
n-Butylbenzene	**<0.71**	ug/L	2.4	0.71	1		10/20/20 02:35	104-51-8	
n-Hexane	**<1.7**	ug/L	5.7	1.7	1		10/20/20 02:35	110-54-3	
n-Propylbenzene	**<0.81**	ug/L	5.0	0.81	1		10/20/20 02:35	103-65-1	
o-Xylene	**<0.26**	ug/L	1.0	0.26	1		10/20/20 02:35	95-47-6	
p-Isopropyltoluene	**<0.80**	ug/L	2.7	0.80	1		10/20/20 02:35	99-87-6	
sec-Butylbenzene	**<0.85**	ug/L	5.0	0.85	1		10/20/20 02:35	135-98-8	
tert-Butylbenzene	**<0.30**	ug/L	1.0	0.30	1		10/20/20 02:35	98-06-6	
trans-1,2-Dichloroethene	**0.71J**	ug/L	1.5	0.46	1		10/20/20 02:35	156-60-5	
trans-1,3-Dichloropropene	**<4.4**	ug/L	14.6	4.4	1		10/20/20 02:35	10061-02-6	
Surrogates									
4-Bromofluorobenzene (S)	94	%	70-130		1		10/20/20 02:35	460-00-4	
Dibromofluoromethane (S)	106	%	70-130		1		10/20/20 02:35	1868-53-7	
Toluene-d8 (S)	98	%	70-130		1		10/20/20 02:35	2037-26-5	

REPORT OF LABORATORY ANALYSIS

This report shall not be reproduced, except in full,
without the written consent of Pace Analytical Services, LLC.

Pace Analytical Services, LLC
1241 Bellevue Street - Suite 9
Green Bay, WI 54302
(920)469-2436

ANALYTICAL RESULTS

Project: A204226 MADISON KIPP CORP.
Pace Project No.: 40216646

Sample: MP-13 (102-106) **Lab ID: 40216646004** Collected: 10/12/20 15:10 Received: 10/16/20 10:00 Matrix: Water

Parameters	Results	Units	LOQ	LOD	DF	Prepared	Analyzed	CAS No.	Qual
8260 MSV	Analytical Method: EPA 8260 Pace Analytical Services - Green Bay								
1,1,1,2-Tetrachloroethane	**<0.27**	ug/L	1.0	0.27	1		10/20/20 03:02	630-20-6	
1,1,1-Trichloroethane	**<0.24**	ug/L	1.0	0.24	1		10/20/20 03:02	71-55-6	
1,1,2,2-Tetrachloroethane	**<0.28**	ug/L	1.0	0.28	1		10/20/20 03:02	79-34-5	
1,1,2-Trichloroethane	**<0.55**	ug/L	5.0	0.55	1		10/20/20 03:02	79-00-5	
1,1,2-Trichlorotrifluoroethane	**<0.54**	ug/L	5.0	0.54	1		10/20/20 03:02	76-13-1	
1,1-Dichloroethane	**<0.27**	ug/L	1.0	0.27	1		10/20/20 03:02	75-34-3	
1,1-Dichloroethene	**<0.24**	ug/L	1.0	0.24	1		10/20/20 03:02	75-35-4	
1,1-Dichloropropene	**<0.54**	ug/L	1.8	0.54	1		10/20/20 03:02	563-58-6	
1,2,3-Trichlorobenzene	**<2.2**	ug/L	7.4	2.2	1		10/20/20 03:02	87-61-6	
1,2,3-Trichloropropane	**<0.59**	ug/L	5.0	0.59	1		10/20/20 03:02	96-18-4	
1,2,4-Trichlorobenzene	**<0.95**	ug/L	5.0	0.95	1		10/20/20 03:02	120-82-1	
1,2,4-Trimethylbenzene	**<0.84**	ug/L	2.8	0.84	1		10/20/20 03:02	95-63-6	
1,2-Dibromo-3-chloropropane	**<1.8**	ug/L	5.9	1.8	1		10/20/20 03:02	96-12-8	
1,2-Dibromoethane (EDB)	**<0.83**	ug/L	2.8	0.83	1		10/20/20 03:02	106-93-4	
1,2-Dichlorobenzene	**<0.71**	ug/L	2.4	0.71	1		10/20/20 03:02	95-50-1	
1,2-Dichloroethane	**0.65J**	ug/L	1.0	0.28	1		10/20/20 03:02	107-06-2	
1,2-Dichloropropane	**<0.28**	ug/L	1.0	0.28	1		10/20/20 03:02	78-87-5	
1,3,5-Trimethylbenzene	**<0.87**	ug/L	2.9	0.87	1		10/20/20 03:02	108-67-8	
1,3-Dichlorobenzene	**<0.63**	ug/L	2.1	0.63	1		10/20/20 03:02	541-73-1	
1,3-Dichloropropane	**<0.83**	ug/L	2.8	0.83	1		10/20/20 03:02	142-28-9	
1,4-Dichlorobenzene	**<0.94**	ug/L	3.1	0.94	1		10/20/20 03:02	106-46-7	
2,2-Dichloropropane	**<2.3**	ug/L	7.6	2.3	1		10/20/20 03:02	594-20-7	
2-Butanone (MEK)	**<2.9**	ug/L	20.0	2.9	1		10/20/20 03:02	78-93-3	
2-Chlorotoluene	**<0.93**	ug/L	5.0	0.93	1		10/20/20 03:02	95-49-8	
2-Hexanone	**<5.2**	ug/L	17.4	5.2	1		10/20/20 03:02	591-78-6	
4-Chlorotoluene	**<0.76**	ug/L	2.5	0.76	1		10/20/20 03:02	106-43-4	
4-Methyl-2-pentanone (MIBK)	**<4.6**	ug/L	15.5	4.6	1		10/20/20 03:02	108-10-1	
Acetone	**<2.7**	ug/L	20.0	2.7	1		10/20/20 03:02	67-64-1	
Benzene	**<0.25**	ug/L	1.0	0.25	1		10/20/20 03:02	71-43-2	
Bromobenzene	**<0.24**	ug/L	1.0	0.24	1		10/20/20 03:02	108-86-1	
Bromochloromethane	**<0.36**	ug/L	5.0	0.36	1		10/20/20 03:02	74-97-5	
Bromodichloromethane	**<0.36**	ug/L	1.2	0.36	1		10/20/20 03:02	75-27-4	
Bromoform	**<4.0**	ug/L	13.2	4.0	1		10/20/20 03:02	75-25-2	
Bromomethane	**<0.97**	ug/L	5.0	0.97	1		10/20/20 03:02	74-83-9	
Carbon disulfide	**<0.45**	ug/L	1.5	0.45	1		10/20/20 03:02	75-15-0	
Carbon tetrachloride	**<1.1**	ug/L	3.6	1.1	1		10/20/20 03:02	56-23-5	
Chlorobenzene	**<0.71**	ug/L	2.4	0.71	1		10/20/20 03:02	108-90-7	
Chloroethane	**<1.3**	ug/L	5.0	1.3	1		10/20/20 03:02	75-00-3	
Chloroform	**<1.3**	ug/L	5.0	1.3	1		10/20/20 03:02	67-66-3	
Chloromethane	**<2.2**	ug/L	7.3	2.2	1		10/20/20 03:02	74-87-3	
Dibromochloromethane	**<2.6**	ug/L	8.7	2.6	1		10/20/20 03:02	124-48-1	
Dibromomethane	**<0.94**	ug/L	3.1	0.94	1		10/20/20 03:02	74-95-3	
Dichlorodifluoromethane	**<0.50**	ug/L	5.0	0.50	1		10/20/20 03:02	75-71-8	
Diisopropyl ether	**<1.9**	ug/L	6.3	1.9	1		10/20/20 03:02	108-20-3	
Ethylbenzene	**<0.32**	ug/L	1.1	0.32	1		10/20/20 03:02	100-41-4	

REPORT OF LABORATORY ANALYSIS

This report shall not be reproduced, except in full,
without the written consent of Pace Analytical Services, LLC.

Pace Analytical Services, LLC
1241 Bellevue Street - Suite 9
Green Bay, WI 54302
(920)469-2436

ANALYTICAL RESULTS

Project: A204226 MADISON KIPP CORP.
Pace Project No.: 40216646

Sample: MP-13 (102-106) **Lab ID: 40216646004** Collected: 10/12/20 15:10 Received: 10/16/20 10:00 Matrix: Water

Parameters	Results	Units	LOQ	LOD	DF	Prepared	Analyzed	CAS No.	Qual
8260 MSV	Analytical Method: EPA 8260 Pace Analytical Services - Green Bay								
Hexachloro-1,3-butadiene	**<1.5**	ug/L	4.9	1.5	1		10/20/20 03:02	87-68-3	
Isopropylbenzene (Cumene)	**<1.7**	ug/L	5.6	1.7	1		10/20/20 03:02	98-82-8	
Methyl-tert-butyl ether	**<1.2**	ug/L	4.2	1.2	1		10/20/20 03:02	1634-04-4	
Methylene Chloride	**<0.58**	ug/L	5.0	0.58	1		10/20/20 03:02	75-09-2	
Naphthalene	**<1.2**	ug/L	5.0	1.2	1		10/20/20 03:02	91-20-3	
Styrene	**<3.0**	ug/L	10.0	3.0	1		10/20/20 03:02	100-42-5	
Tetrachloroethene	**721**	ug/L	10.9	3.3	10		10/20/20 13:36	127-18-4	
Tetrahydrofuran	**<2.3**	ug/L	20.0	2.3	1		10/20/20 03:02	109-99-9	
Toluene	**<0.27**	ug/L	1.0	0.27	1		10/20/20 03:02	108-88-3	
Trichloroethene	**126**	ug/L	1.0	0.26	1		10/20/20 03:02	79-01-6	
Trichlorofluoromethane	**<0.21**	ug/L	1.0	0.21	1		10/20/20 03:02	75-69-4	
Vinyl chloride	**0.19J**	ug/L	1.0	0.17	1		10/20/20 03:02	75-01-4	
Xylene (Total)	**<1.5**	ug/L	3.0	1.5	1		10/20/20 03:02	1330-20-7	
cis-1,2-Dichloroethene	**109**	ug/L	1.0	0.27	1		10/20/20 03:02	156-59-2	
cis-1,3-Dichloropropene	**<3.6**	ug/L	12.1	3.6	1		10/20/20 03:02	10061-01-5	
m&p-Xylene	**<0.47**	ug/L	2.0	0.47	1		10/20/20 03:02	179601-23-1	
n-Butylbenzene	**<0.71**	ug/L	2.4	0.71	1		10/20/20 03:02	104-51-8	
n-Hexane	**<1.7**	ug/L	5.7	1.7	1		10/20/20 03:02	110-54-3	
n-Propylbenzene	**<0.81**	ug/L	5.0	0.81	1		10/20/20 03:02	103-65-1	
o-Xylene	**<0.26**	ug/L	1.0	0.26	1		10/20/20 03:02	95-47-6	
p-Isopropyltoluene	**<0.80**	ug/L	2.7	0.80	1		10/20/20 03:02	99-87-6	
sec-Butylbenzene	**<0.85**	ug/L	5.0	0.85	1		10/20/20 03:02	135-98-8	
tert-Butylbenzene	**<0.30**	ug/L	1.0	0.30	1		10/20/20 03:02	98-06-6	
trans-1,2-Dichloroethene	**1.8**	ug/L	1.5	0.46	1		10/20/20 03:02	156-60-5	
trans-1,3-Dichloropropene	**<4.4**	ug/L	14.6	4.4	1		10/20/20 03:02	10061-02-6	
Surrogates									
4-Bromofluorobenzene (S)	95	%	70-130		1		10/20/20 03:02	460-00-4	
Dibromofluoromethane (S)	103	%	70-130		1		10/20/20 03:02	1868-53-7	
Toluene-d8 (S)	98	%	70-130		1		10/20/20 03:02	2037-26-5	

REPORT OF LABORATORY ANALYSIS

This report shall not be reproduced, except in full,
without the written consent of Pace Analytical Services, LLC.

Pace Analytical Services, LLC
1241 Bellevue Street - Suite 9
Green Bay, WI 54302
(920)469-2436

ANALYTICAL RESULTS

Project: A204226 MADISON KIPP CORP.
Pace Project No.: 40216646

Sample: MP-13 (081-085) **Lab ID: 40216646005** Collected: 10/12/20 15:30 Received: 10/16/20 10:00 Matrix: Water

Parameters	Results	Units	LOQ	LOD	DF	Prepared	Analyzed	CAS No.	Qual
8260 MSV	Analytical Method: EPA 8260 Pace Analytical Services - Green Bay								
1,1,1,2-Tetrachloroethane	**<1.3**	ug/L	5.0	1.3	5		10/20/20 11:48	630-20-6	
1,1,1-Trichloroethane	**<1.2**	ug/L	5.0	1.2	5		10/20/20 11:48	71-55-6	
1,1,2,2-Tetrachloroethane	**<1.4**	ug/L	5.0	1.4	5		10/20/20 11:48	79-34-5	
1,1,2-Trichloroethane	**<2.8**	ug/L	25.0	2.8	5		10/20/20 11:48	79-00-5	
1,1,2-Trichlorotrifluoroethane	**<2.7**	ug/L	25.0	2.7	5		10/20/20 11:48	76-13-1	
1,1-Dichloroethane	**<1.4**	ug/L	5.0	1.4	5		10/20/20 11:48	75-34-3	
1,1-Dichloroethene	**<1.2**	ug/L	5.0	1.2	5		10/20/20 11:48	75-35-4	
1,1-Dichloropropene	**<2.7**	ug/L	9.0	2.7	5		10/20/20 11:48	563-58-6	
1,2,3-Trichlorobenzene	**<11.1**	ug/L	36.8	11.1	5		10/20/20 11:48	87-61-6	
1,2,3-Trichloropropane	**<3.0**	ug/L	25.0	3.0	5		10/20/20 11:48	96-18-4	
1,2,4-Trichlorobenzene	**<4.8**	ug/L	25.0	4.8	5		10/20/20 11:48	120-82-1	
1,2,4-Trimethylbenzene	**<4.2**	ug/L	14.0	4.2	5		10/20/20 11:48	95-63-6	
1,2-Dibromo-3-chloropropane	**<8.8**	ug/L	29.4	8.8	5		10/20/20 11:48	96-12-8	
1,2-Dibromoethane (EDB)	**<4.1**	ug/L	13.8	4.1	5		10/20/20 11:48	106-93-4	
1,2-Dichlorobenzene	**<3.5**	ug/L	11.8	3.5	5		10/20/20 11:48	95-50-1	
1,2-Dichloroethane	**<1.4**	ug/L	5.0	1.4	5		10/20/20 11:48	107-06-2	
1,2-Dichloropropane	**<1.4**	ug/L	5.0	1.4	5		10/20/20 11:48	78-87-5	
1,3,5-Trimethylbenzene	**<4.4**	ug/L	14.6	4.4	5		10/20/20 11:48	108-67-8	
1,3-Dichlorobenzene	**<3.1**	ug/L	10.5	3.1	5		10/20/20 11:48	541-73-1	
1,3-Dichloropropane	**<4.1**	ug/L	13.8	4.1	5		10/20/20 11:48	142-28-9	
1,4-Dichlorobenzene	**<4.7**	ug/L	15.7	4.7	5		10/20/20 11:48	106-46-7	
2,2-Dichloropropane	**<11.3**	ug/L	37.8	11.3	5		10/20/20 11:48	594-20-7	
2-Butanone (MEK)	**<14.7**	ug/L	100	14.7	5		10/20/20 11:48	78-93-3	
2-Chlorotoluene	**<4.6**	ug/L	25.0	4.6	5		10/20/20 11:48	95-49-8	
2-Hexanone	**<26.0**	ug/L	86.8	26.0	5		10/20/20 11:48	591-78-6	
4-Chlorotoluene	**<3.8**	ug/L	12.6	3.8	5		10/20/20 11:48	106-43-4	
4-Methyl-2-pentanone (MIBK)	**<23.2**	ug/L	77.3	23.2	5		10/20/20 11:48	108-10-1	
Acetone	**<13.7**	ug/L	100	13.7	5		10/20/20 11:48	67-64-1	
Benzene	**<1.2**	ug/L	5.0	1.2	5		10/20/20 11:48	71-43-2	
Bromobenzene	**<1.2**	ug/L	5.0	1.2	5		10/20/20 11:48	108-86-1	
Bromochloromethane	**<1.8**	ug/L	25.0	1.8	5		10/20/20 11:48	74-97-5	
Bromodichloromethane	**<1.8**	ug/L	6.1	1.8	5		10/20/20 11:48	75-27-4	
Bromoform	**<19.9**	ug/L	66.2	19.9	5		10/20/20 11:48	75-25-2	
Bromomethane	**<4.9**	ug/L	25.0	4.9	5		10/20/20 11:48	74-83-9	
Carbon disulfide	**<2.2**	ug/L	7.5	2.2	5		10/20/20 11:48	75-15-0	
Carbon tetrachloride	**<5.4**	ug/L	17.9	5.4	5		10/20/20 11:48	56-23-5	
Chlorobenzene	**<3.6**	ug/L	11.8	3.6	5		10/20/20 11:48	108-90-7	
Chloroethane	**<6.7**	ug/L	25.0	6.7	5		10/20/20 11:48	75-00-3	
Chloroform	**<6.4**	ug/L	25.0	6.4	5		10/20/20 11:48	67-66-3	
Chloromethane	**<10.9**	ug/L	36.5	10.9	5		10/20/20 11:48	74-87-3	
Dibromochloromethane	**<13.0**	ug/L	43.4	13.0	5		10/20/20 11:48	124-48-1	
Dibromomethane	**<4.7**	ug/L	15.6	4.7	5		10/20/20 11:48	74-95-3	
Dichlorodifluoromethane	**<2.5**	ug/L	25.0	2.5	5		10/20/20 11:48	75-71-8	
Diisopropyl ether	**<9.4**	ug/L	31.5	9.4	5		10/20/20 11:48	108-20-3	
Ethylbenzene	**<1.6**	ug/L	5.3	1.6	5		10/20/20 11:48	100-41-4	

REPORT OF LABORATORY ANALYSIS

This report shall not be reproduced, except in full,
without the written consent of Pace Analytical Services, LLC.

Pace Analytical Services, LLC
1241 Bellevue Street - Suite 9
Green Bay, WI 54302
(920)469-2436

ANALYTICAL RESULTS

Project: A204226 MADISON KIPP CORP.
Pace Project No.: 40216646

Sample: MP-13 (081-085) **Lab ID: 40216646005** Collected: 10/12/20 15:30 Received: 10/16/20 10:00 Matrix: Water

Parameters	Results	Units	LOQ	LOD	DF	Prepared	Analyzed	CAS No.	Qual
8260 MSV	Analytical Method: EPA 8260 Pace Analytical Services - Green Bay								
Hexachloro-1,3-butadiene	**<7.3**	ug/L	24.4	7.3	5		10/20/20 11:48	87-68-3	
Isopropylbenzene (Cumene)	**<8.4**	ug/L	28.1	8.4	5		10/20/20 11:48	98-82-8	
Methyl-tert-butyl ether	**<6.2**	ug/L	20.8	6.2	5		10/20/20 11:48	1634-04-4	
Methylene Chloride	**<2.9**	ug/L	25.0	2.9	5		10/20/20 11:48	75-09-2	
Naphthalene	**<5.9**	ug/L	25.0	5.9	5		10/20/20 11:48	91-20-3	
Styrene	**<15.0**	ug/L	50.2	15.0	5		10/20/20 11:48	100-42-5	
Tetrachloroethene	**435**	ug/L	5.4	1.6	5		10/20/20 11:48	127-18-4	
Tetrahydrofuran	**<11.6**	ug/L	100	11.6	5		10/20/20 11:48	109-99-9	
Toluene	**<1.3**	ug/L	5.0	1.3	5		10/20/20 11:48	108-88-3	
Trichloroethene	**107**	ug/L	5.0	1.3	5		10/20/20 11:48	79-01-6	
Trichlorofluoromethane	**<1.1**	ug/L	5.0	1.1	5		10/20/20 11:48	75-69-4	
Vinyl chloride	**3.9J**	ug/L	5.0	0.87	5		10/20/20 11:48	75-01-4	
Xylene (Total)	**<7.5**	ug/L	15.0	7.5	5		10/20/20 11:48	1330-20-7	
cis-1,2-Dichloroethene	**156**	ug/L	5.0	1.4	5		10/20/20 11:48	156-59-2	
cis-1,3-Dichloropropene	**<18.1**	ug/L	60.5	18.1	5		10/20/20 11:48	10061-01-5	
m&p-Xylene	**<2.3**	ug/L	10.0	2.3	5		10/20/20 11:48	179601-23-1	
n-Butylbenzene	**<3.5**	ug/L	11.8	3.5	5		10/20/20 11:48	104-51-8	
n-Hexane	**<8.5**	ug/L	28.5	8.5	5		10/20/20 11:48	110-54-3	
n-Propylbenzene	**<4.1**	ug/L	25.0	4.1	5		10/20/20 11:48	103-65-1	
o-Xylene	**<1.3**	ug/L	5.0	1.3	5		10/20/20 11:48	95-47-6	
p-Isopropyltoluene	**<4.0**	ug/L	13.3	4.0	5		10/20/20 11:48	99-87-6	
sec-Butylbenzene	**<4.2**	ug/L	25.0	4.2	5		10/20/20 11:48	135-98-8	
tert-Butylbenzene	**<1.5**	ug/L	5.1	1.5	5		10/20/20 11:48	98-06-6	
trans-1,2-Dichloroethene	**<2.3**	ug/L	7.7	2.3	5		10/20/20 11:48	156-60-5	
trans-1,3-Dichloropropene	**<21.9**	ug/L	72.8	21.9	5		10/20/20 11:48	10061-02-6	
Surrogates									
4-Bromofluorobenzene (S)	98	%	70-130		5		10/20/20 11:48	460-00-4	
Dibromofluoromethane (S)	99	%	70-130		5		10/20/20 11:48	1868-53-7	
Toluene-d8 (S)	97	%	70-130		5		10/20/20 11:48	2037-26-5	

This report shall not be reproduced, except in full,
without the written consent of Pace Analytical Services, LLC.

Pace Analytical Services, LLC
1241 Bellevue Street - Suite 9
Green Bay, WI 54302
(920)469-2436

ANALYTICAL RESULTS

Project: A204226 MADISON KIPP CORP.
Pace Project No.: 40216646

Sample: MP-13 (067-071) **Lab ID: 40216646006** Collected: 10/12/20 15:50 Received: 10/16/20 10:00 Matrix: Water

Parameters	Results	Units	LOQ	LOD	DF	Prepared	Analyzed	CAS No.	Qual
8260 MSV	Analytical Method: EPA 8260 Pace Analytical Services - Green Bay								
1,1,1,2-Tetrachloroethane	**<0.27**	ug/L	1.0	0.27	1		10/20/20 11:21	630-20-6	
1,1,1-Trichloroethane	**<0.24**	ug/L	1.0	0.24	1		10/20/20 11:21	71-55-6	
1,1,2,2-Tetrachloroethane	**<0.28**	ug/L	1.0	0.28	1		10/20/20 11:21	79-34-5	
1,1,2-Trichloroethane	**<0.55**	ug/L	5.0	0.55	1		10/20/20 11:21	79-00-5	
1,1,2-Trichlorotrifluoroethane	**<0.54**	ug/L	5.0	0.54	1		10/20/20 11:21	76-13-1	
1,1-Dichloroethane	**<0.27**	ug/L	1.0	0.27	1		10/20/20 11:21	75-34-3	
1,1-Dichloroethene	**<0.24**	ug/L	1.0	0.24	1		10/20/20 11:21	75-35-4	
1,1-Dichloropropene	**<0.54**	ug/L	1.8	0.54	1		10/20/20 11:21	563-58-6	
1,2,3-Trichlorobenzene	**<2.2**	ug/L	7.4	2.2	1		10/20/20 11:21	87-61-6	
1,2,3-Trichloropropane	**<0.59**	ug/L	5.0	0.59	1		10/20/20 11:21	96-18-4	
1,2,4-Trichlorobenzene	**<0.95**	ug/L	5.0	0.95	1		10/20/20 11:21	120-82-1	
1,2,4-Trimethylbenzene	**<0.84**	ug/L	2.8	0.84	1		10/20/20 11:21	95-63-6	
1,2-Dibromo-3-chloropropane	**<1.8**	ug/L	5.9	1.8	1		10/20/20 11:21	96-12-8	
1,2-Dibromoethane (EDB)	**<0.83**	ug/L	2.8	0.83	1		10/20/20 11:21	106-93-4	
1,2-Dichlorobenzene	**<0.71**	ug/L	2.4	0.71	1		10/20/20 11:21	95-50-1	
1,2-Dichloroethane	**<0.28**	ug/L	1.0	0.28	1		10/20/20 11:21	107-06-2	
1,2-Dichloropropane	**<0.28**	ug/L	1.0	0.28	1		10/20/20 11:21	78-87-5	
1,3,5-Trimethylbenzene	**<0.87**	ug/L	2.9	0.87	1		10/20/20 11:21	108-67-8	
1,3-Dichlorobenzene	**<0.63**	ug/L	2.1	0.63	1		10/20/20 11:21	541-73-1	
1,3-Dichloropropane	**<0.83**	ug/L	2.8	0.83	1		10/20/20 11:21	142-28-9	
1,4-Dichlorobenzene	**<0.94**	ug/L	3.1	0.94	1		10/20/20 11:21	106-46-7	
2,2-Dichloropropane	**<2.3**	ug/L	7.6	2.3	1		10/20/20 11:21	594-20-7	
2-Butanone (MEK)	**<2.9**	ug/L	20.0	2.9	1		10/20/20 11:21	78-93-3	
2-Chlorotoluene	**<0.93**	ug/L	5.0	0.93	1		10/20/20 11:21	95-49-8	
2-Hexanone	**<5.2**	ug/L	17.4	5.2	1		10/20/20 11:21	591-78-6	
4-Chlorotoluene	**<0.76**	ug/L	2.5	0.76	1		10/20/20 11:21	106-43-4	
4-Methyl-2-pentanone (MIBK)	**<4.6**	ug/L	15.5	4.6	1		10/20/20 11:21	108-10-1	
Acetone	**<2.7**	ug/L	20.0	2.7	1		10/20/20 11:21	67-64-1	
Benzene	**<0.25**	ug/L	1.0	0.25	1		10/20/20 11:21	71-43-2	
Bromobenzene	**<0.24**	ug/L	1.0	0.24	1		10/20/20 11:21	108-86-1	
Bromochloromethane	**<0.36**	ug/L	5.0	0.36	1		10/20/20 11:21	74-97-5	
Bromodichloromethane	**<0.36**	ug/L	1.2	0.36	1		10/20/20 11:21	75-27-4	
Bromoform	**<4.0**	ug/L	13.2	4.0	1		10/20/20 11:21	75-25-2	
Bromomethane	**<0.97**	ug/L	5.0	0.97	1		10/20/20 11:21	74-83-9	
Carbon disulfide	**<0.45**	ug/L	1.5	0.45	1		10/20/20 11:21	75-15-0	
Carbon tetrachloride	**<1.1**	ug/L	3.6	1.1	1		10/20/20 11:21	56-23-5	
Chlorobenzene	**<0.71**	ug/L	2.4	0.71	1		10/20/20 11:21	108-90-7	
Chloroethane	**<1.3**	ug/L	5.0	1.3	1		10/20/20 11:21	75-00-3	
Chloroform	**<1.3**	ug/L	5.0	1.3	1		10/20/20 11:21	67-66-3	
Chloromethane	**<2.2**	ug/L	7.3	2.2	1		10/20/20 11:21	74-87-3	
Dibromochloromethane	**<2.6**	ug/L	8.7	2.6	1		10/20/20 11:21	124-48-1	
Dibromomethane	**<0.94**	ug/L	3.1	0.94	1		10/20/20 11:21	74-95-3	
Dichlorodifluoromethane	**<0.50**	ug/L	5.0	0.50	1		10/20/20 11:21	75-71-8	
Diisopropyl ether	**<1.9**	ug/L	6.3	1.9	1		10/20/20 11:21	108-20-3	
Ethylbenzene	**<0.32**	ug/L	1.1	0.32	1		10/20/20 11:21	100-41-4	

This report shall not be reproduced, except in full,
without the written consent of Pace Analytical Services, LLC.

Pace Analytical Services, LLC
1241 Bellevue Street - Suite 9
Green Bay, WI 54302
(920)469-2436

ANALYTICAL RESULTS

Project: A204226 MADISON KIPP CORP.
Pace Project No.: 40216646

Sample: MP-13 (067-071) **Lab ID: 40216646006** Collected: 10/12/20 15:50 Received: 10/16/20 10:00 Matrix: Water

Parameters	Results	Units	LOQ	LOD	DF	Prepared	Analyzed	CAS No.	Qual
8260 MSV	Analytical Method: EPA 8260 Pace Analytical Services - Green Bay								
Hexachloro-1,3-butadiene	**<1.5**	ug/L	4.9	1.5	1		10/20/20 11:21	87-68-3	
Isopropylbenzene (Cumene)	**<1.7**	ug/L	5.6	1.7	1		10/20/20 11:21	98-82-8	
Methyl-tert-butyl ether	**<1.2**	ug/L	4.2	1.2	1		10/20/20 11:21	1634-04-4	
Methylene Chloride	**<0.58**	ug/L	5.0	0.58	1		10/20/20 11:21	75-09-2	
Naphthalene	**<1.2**	ug/L	5.0	1.2	1		10/20/20 11:21	91-20-3	
Styrene	**<3.0**	ug/L	10.0	3.0	1		10/20/20 11:21	100-42-5	
Tetrachloroethene	**21.5**	ug/L	1.1	0.33	1		10/20/20 11:21	127-18-4	
Tetrahydrofuran	**<2.3**	ug/L	20.0	2.3	1		10/20/20 11:21	109-99-9	
Toluene	**<0.27**	ug/L	1.0	0.27	1		10/20/20 11:21	108-88-3	
Trichloroethene	**3.0**	ug/L	1.0	0.26	1		10/20/20 11:21	79-01-6	
Trichlorofluoromethane	**<0.21**	ug/L	1.0	0.21	1		10/20/20 11:21	75-69-4	
Vinyl chloride	**<0.17**	ug/L	1.0	0.17	1		10/20/20 11:21	75-01-4	
Xylene (Total)	**<1.5**	ug/L	3.0	1.5	1		10/20/20 11:21	1330-20-7	
cis-1,2-Dichloroethene	**1.5**	ug/L	1.0	0.27	1		10/20/20 11:21	156-59-2	
cis-1,3-Dichloropropene	**<3.6**	ug/L	12.1	3.6	1		10/20/20 11:21	10061-01-5	
m&p-Xylene	**<0.47**	ug/L	2.0	0.47	1		10/20/20 11:21	179601-23-1	
n-Butylbenzene	**<0.71**	ug/L	2.4	0.71	1		10/20/20 11:21	104-51-8	
n-Hexane	**<1.7**	ug/L	5.7	1.7	1		10/20/20 11:21	110-54-3	
n-Propylbenzene	**<0.81**	ug/L	5.0	0.81	1		10/20/20 11:21	103-65-1	
o-Xylene	**<0.26**	ug/L	1.0	0.26	1		10/20/20 11:21	95-47-6	
p-Isopropyltoluene	**<0.80**	ug/L	2.7	0.80	1		10/20/20 11:21	99-87-6	
sec-Butylbenzene	**<0.85**	ug/L	5.0	0.85	1		10/20/20 11:21	135-98-8	
tert-Butylbenzene	**<0.30**	ug/L	1.0	0.30	1		10/20/20 11:21	98-06-6	
trans-1,2-Dichloroethene	**<0.46**	ug/L	1.5	0.46	1		10/20/20 11:21	156-60-5	
trans-1,3-Dichloropropene	**<4.4**	ug/L	14.6	4.4	1		10/20/20 11:21	10061-02-6	
Surrogates									
4-Bromofluorobenzene (S)	97	%	70-130		1		10/20/20 11:21	460-00-4	
Dibromofluoromethane (S)	99	%	70-130		1		10/20/20 11:21	1868-53-7	
Toluene-d8 (S)	98	%	70-130		1		10/20/20 11:21	2037-26-5	

This report shall not be reproduced, except in full,
without the written consent of Pace Analytical Services, LLC.

Pace Analytical Services, LLC
1241 Bellevue Street - Suite 9
Green Bay, WI 54302
(920)469-2436

ANALYTICAL RESULTS

Project: A204226 MADISON KIPP CORP.
Pace Project No.: 40216646

Sample: MP-13 (044-048) **Lab ID: 40216646007** Collected: 10/12/20 16:15 Received: 10/16/20 10:00 Matrix: Water

Parameters	Results	Units	LOQ	LOD	DF	Prepared	Analyzed	CAS No.	Qual
8260 MSV	Analytical Method: EPA 8260 Pace Analytical Services - Green Bay								
1,1,1,2-Tetrachloroethane	**<0.27**	ug/L	1.0	0.27	1		10/21/20 18:21	630-20-6	
1,1,1-Trichloroethane	**<0.24**	ug/L	1.0	0.24	1		10/21/20 18:21	71-55-6	
1,1,2,2-Tetrachloroethane	**<0.28**	ug/L	1.0	0.28	1		10/21/20 18:21	79-34-5	
1,1,2-Trichloroethane	**<0.55**	ug/L	5.0	0.55	1		10/21/20 18:21	79-00-5	
1,1,2-Trichlorotrifluoroethane	**<0.54**	ug/L	5.0	0.54	1		10/21/20 18:21	76-13-1	
1,1-Dichloroethane	**<0.27**	ug/L	1.0	0.27	1		10/21/20 18:21	75-34-3	
1,1-Dichloroethene	**<0.24**	ug/L	1.0	0.24	1		10/21/20 18:21	75-35-4	
1,1-Dichloropropene	**<0.54**	ug/L	1.8	0.54	1		10/21/20 18:21	563-58-6	
1,2,3-Trichlorobenzene	**<2.2**	ug/L	7.4	2.2	1		10/21/20 18:21	87-61-6	
1,2,3-Trichloropropane	**<0.59**	ug/L	5.0	0.59	1		10/21/20 18:21	96-18-4	
1,2,4-Trichlorobenzene	**<0.95**	ug/L	5.0	0.95	1		10/21/20 18:21	120-82-1	
1,2,4-Trimethylbenzene	**<0.84**	ug/L	2.8	0.84	1		10/21/20 18:21	95-63-6	
1,2-Dibromo-3-chloropropane	**<1.8**	ug/L	5.9	1.8	1		10/21/20 18:21	96-12-8	
1,2-Dibromoethane (EDB)	**<0.83**	ug/L	2.8	0.83	1		10/21/20 18:21	106-93-4	
1,2-Dichlorobenzene	**<0.71**	ug/L	2.4	0.71	1		10/21/20 18:21	95-50-1	
1,2-Dichloroethane	**<0.28**	ug/L	1.0	0.28	1		10/21/20 18:21	107-06-2	
1,2-Dichloropropane	**<0.28**	ug/L	1.0	0.28	1		10/21/20 18:21	78-87-5	
1,3,5-Trimethylbenzene	**<0.87**	ug/L	2.9	0.87	1		10/21/20 18:21	108-67-8	
1,3-Dichlorobenzene	**<0.63**	ug/L	2.1	0.63	1		10/21/20 18:21	541-73-1	
1,3-Dichloropropane	**<0.83**	ug/L	2.8	0.83	1		10/21/20 18:21	142-28-9	
1,4-Dichlorobenzene	**<0.94**	ug/L	3.1	0.94	1		10/21/20 18:21	106-46-7	
2,2-Dichloropropane	**<2.3**	ug/L	7.6	2.3	1		10/21/20 18:21	594-20-7	
2-Butanone (MEK)	**<2.9**	ug/L	20.0	2.9	1		10/21/20 18:21	78-93-3	
2-Chlorotoluene	**<0.93**	ug/L	5.0	0.93	1		10/21/20 18:21	95-49-8	
2-Hexanone	**<5.2**	ug/L	17.4	5.2	1		10/21/20 18:21	591-78-6	
4-Chlorotoluene	**<0.76**	ug/L	2.5	0.76	1		10/21/20 18:21	106-43-4	
4-Methyl-2-pentanone (MIBK)	**<4.6**	ug/L	15.5	4.6	1		10/21/20 18:21	108-10-1	
Acetone	**<2.7**	ug/L	20.0	2.7	1		10/21/20 18:21	67-64-1	
Benzene	**<0.25**	ug/L	1.0	0.25	1		10/21/20 18:21	71-43-2	
Bromobenzene	**<0.24**	ug/L	1.0	0.24	1		10/21/20 18:21	108-86-1	
Bromochloromethane	**<0.36**	ug/L	5.0	0.36	1		10/21/20 18:21	74-97-5	
Bromodichloromethane	**<0.36**	ug/L	1.2	0.36	1		10/21/20 18:21	75-27-4	
Bromoform	**<4.0**	ug/L	13.2	4.0	1		10/21/20 18:21	75-25-2	
Bromomethane	**<0.97**	ug/L	5.0	0.97	1		10/21/20 18:21	74-83-9	
Carbon disulfide	**<0.45**	ug/L	1.5	0.45	1		10/21/20 18:21	75-15-0	
Carbon tetrachloride	**<1.1**	ug/L	3.6	1.1	1		10/21/20 18:21	56-23-5	
Chlorobenzene	**<0.71**	ug/L	2.4	0.71	1		10/21/20 18:21	108-90-7	
Chloroethane	**<1.3**	ug/L	5.0	1.3	1		10/21/20 18:21	75-00-3	
Chloroform	**<1.3**	ug/L	5.0	1.3	1		10/21/20 18:21	67-66-3	
Chloromethane	**<2.2**	ug/L	7.3	2.2	1		10/21/20 18:21	74-87-3	
Dibromochloromethane	**<2.6**	ug/L	8.7	2.6	1		10/21/20 18:21	124-48-1	
Dibromomethane	**<0.94**	ug/L	3.1	0.94	1		10/21/20 18:21	74-95-3	
Dichlorodifluoromethane	**<0.50**	ug/L	5.0	0.50	1		10/21/20 18:21	75-71-8	
Diisopropyl ether	**<1.9**	ug/L	6.3	1.9	1		10/21/20 18:21	108-20-3	
Ethylbenzene	**<0.32**	ug/L	1.1	0.32	1		10/21/20 18:21	100-41-4	

REPORT OF LABORATORY ANALYSIS

This report shall not be reproduced, except in full,
without the written consent of Pace Analytical Services, LLC.

Pace Analytical Services, LLC
1241 Bellevue Street - Suite 9
Green Bay, WI 54302
(920)469-2436

ANALYTICAL RESULTS

Project: A204226 MADISON KIPP CORP.
Pace Project No.: 40216646

Sample: MP-13 (044-048) **Lab ID: 40216646007** Collected: 10/12/20 16:15 Received: 10/16/20 10:00 Matrix: Water

Parameters	Results	Units	LOQ	LOD	DF	Prepared	Analyzed	CAS No.	Qual
8260 MSV	Analytical Method: EPA 8260 Pace Analytical Services - Green Bay								
Hexachloro-1,3-butadiene	**<1.5**	ug/L	4.9	1.5	1		10/21/20 18:21	87-68-3	
Isopropylbenzene (Cumene)	**<1.7**	ug/L	5.6	1.7	1		10/21/20 18:21	98-82-8	
Methyl-tert-butyl ether	**<1.2**	ug/L	4.2	1.2	1		10/21/20 18:21	1634-04-4	
Methylene Chloride	**<0.58**	ug/L	5.0	0.58	1		10/21/20 18:21	75-09-2	
Naphthalene	**<1.2**	ug/L	5.0	1.2	1		10/21/20 18:21	91-20-3	
Styrene	**<3.0**	ug/L	10.0	3.0	1		10/21/20 18:21	100-42-5	
Tetrachloroethene	**65.9**	ug/L	1.1	0.33	1		10/21/20 18:21	127-18-4	
Tetrahydrofuran	**<2.3**	ug/L	20.0	2.3	1		10/21/20 18:21	109-99-9	
Toluene	**<0.27**	ug/L	1.0	0.27	1		10/21/20 18:21	108-88-3	
Trichloroethene	**16.5**	ug/L	1.0	0.26	1		10/21/20 18:21	79-01-6	
Trichlorofluoromethane	**<0.21**	ug/L	1.0	0.21	1		10/21/20 18:21	75-69-4	
Vinyl chloride	**<0.17**	ug/L	1.0	0.17	1		10/21/20 18:21	75-01-4	
Xylene (Total)	**<1.5**	ug/L	3.0	1.5	1		10/21/20 18:21	1330-20-7	
cis-1,2-Dichloroethene	**10.9**	ug/L	1.0	0.27	1		10/21/20 18:21	156-59-2	
cis-1,3-Dichloropropene	**<3.6**	ug/L	12.1	3.6	1		10/21/20 18:21	10061-01-5	
m&p-Xylene	**<0.47**	ug/L	2.0	0.47	1		10/21/20 18:21	179601-23-1	
n-Butylbenzene	**<0.71**	ug/L	2.4	0.71	1		10/21/20 18:21	104-51-8	
n-Hexane	**<1.7**	ug/L	5.7	1.7	1		10/21/20 18:21	110-54-3	
n-Propylbenzene	**<0.81**	ug/L	5.0	0.81	1		10/21/20 18:21	103-65-1	
o-Xylene	**<0.26**	ug/L	1.0	0.26	1		10/21/20 18:21	95-47-6	
p-Isopropyltoluene	**<0.80**	ug/L	2.7	0.80	1		10/21/20 18:21	99-87-6	
sec-Butylbenzene	**<0.85**	ug/L	5.0	0.85	1		10/21/20 18:21	135-98-8	
tert-Butylbenzene	**<0.30**	ug/L	1.0	0.30	1		10/21/20 18:21	98-06-6	
trans-1,2-Dichloroethene	**<0.46**	ug/L	1.5	0.46	1		10/21/20 18:21	156-60-5	
trans-1,3-Dichloropropene	**<4.4**	ug/L	14.6	4.4	1		10/21/20 18:21	10061-02-6	
Surrogates									
4-Bromofluorobenzene (S)	97	%	70-130		1		10/21/20 18:21	460-00-4	
Dibromofluoromethane (S)	101	%	70-130		1		10/21/20 18:21	1868-53-7	
Toluene-d8 (S)	100	%	70-130		1		10/21/20 18:21	2037-26-5	

REPORT OF LABORATORY ANALYSIS

This report shall not be reproduced, except in full,
without the written consent of Pace Analytical Services, LLC.

Pace Analytical Services, LLC
1241 Bellevue Street - Suite 9
Green Bay, WI 54302
(920)469-2436

ANALYTICAL RESULTS

Project: A204226 MADISON KIPP CORP.
Pace Project No.: 40216646

Sample: MP-15 (177-187) **Lab ID: 40216646008** Collected: 10/13/20 07:50 Received: 10/16/20 10:00 Matrix: Water

Parameters	Results	Units	LOQ	LOD	DF	Prepared	Analyzed	CAS No.	Qual
8260 MSV	Analytical Method: EPA 8260 Pace Analytical Services - Green Bay								
1,1,1,2-Tetrachloroethane	**<0.27**	ug/L	1.0	0.27	1		10/21/20 18:43	630-20-6	
1,1,1-Trichloroethane	**<0.24**	ug/L	1.0	0.24	1		10/21/20 18:43	71-55-6	
1,1,2,2-Tetrachloroethane	**<0.28**	ug/L	1.0	0.28	1		10/21/20 18:43	79-34-5	
1,1,2-Trichloroethane	**<0.55**	ug/L	5.0	0.55	1		10/21/20 18:43	79-00-5	
1,1,2-Trichlorotrifluoroethane	**<0.54**	ug/L	5.0	0.54	1		10/21/20 18:43	76-13-1	
1,1-Dichloroethane	**<0.27**	ug/L	1.0	0.27	1		10/21/20 18:43	75-34-3	
1,1-Dichloroethene	**<0.24**	ug/L	1.0	0.24	1		10/21/20 18:43	75-35-4	
1,1-Dichloropropene	**<0.54**	ug/L	1.8	0.54	1		10/21/20 18:43	563-58-6	
1,2,3-Trichlorobenzene	**<2.2**	ug/L	7.4	2.2	1		10/21/20 18:43	87-61-6	
1,2,3-Trichloropropane	**<0.59**	ug/L	5.0	0.59	1		10/21/20 18:43	96-18-4	
1,2,4-Trichlorobenzene	**<0.95**	ug/L	5.0	0.95	1		10/21/20 18:43	120-82-1	
1,2,4-Trimethylbenzene	**<0.84**	ug/L	2.8	0.84	1		10/21/20 18:43	95-63-6	
1,2-Dibromo-3-chloropropane	**<1.8**	ug/L	5.9	1.8	1		10/21/20 18:43	96-12-8	
1,2-Dibromoethane (EDB)	**<0.83**	ug/L	2.8	0.83	1		10/21/20 18:43	106-93-4	
1,2-Dichlorobenzene	**<0.71**	ug/L	2.4	0.71	1		10/21/20 18:43	95-50-1	
1,2-Dichloroethane	**<0.28**	ug/L	1.0	0.28	1		10/21/20 18:43	107-06-2	
1,2-Dichloropropane	**<0.28**	ug/L	1.0	0.28	1		10/21/20 18:43	78-87-5	
1,3,5-Trimethylbenzene	**<0.87**	ug/L	2.9	0.87	1		10/21/20 18:43	108-67-8	
1,3-Dichlorobenzene	**<0.63**	ug/L	2.1	0.63	1		10/21/20 18:43	541-73-1	
1,3-Dichloropropane	**<0.83**	ug/L	2.8	0.83	1		10/21/20 18:43	142-28-9	
1,4-Dichlorobenzene	**<0.94**	ug/L	3.1	0.94	1		10/21/20 18:43	106-46-7	
2,2-Dichloropropane	**<2.3**	ug/L	7.6	2.3	1		10/21/20 18:43	594-20-7	
2-Butanone (MEK)	**<2.9**	ug/L	20.0	2.9	1		10/21/20 18:43	78-93-3	
2-Chlorotoluene	**<0.93**	ug/L	5.0	0.93	1		10/21/20 18:43	95-49-8	
2-Hexanone	**<5.2**	ug/L	17.4	5.2	1		10/21/20 18:43	591-78-6	
4-Chlorotoluene	**<0.76**	ug/L	2.5	0.76	1		10/21/20 18:43	106-43-4	
4-Methyl-2-pentanone (MIBK)	**<4.6**	ug/L	15.5	4.6	1		10/21/20 18:43	108-10-1	
Acetone	**<2.7**	ug/L	20.0	2.7	1		10/21/20 18:43	67-64-1	
Benzene	**<0.25**	ug/L	1.0	0.25	1		10/21/20 18:43	71-43-2	
Bromobenzene	**<0.24**	ug/L	1.0	0.24	1		10/21/20 18:43	108-86-1	
Bromochloromethane	**<0.36**	ug/L	5.0	0.36	1		10/21/20 18:43	74-97-5	
Bromodichloromethane	**<0.36**	ug/L	1.2	0.36	1		10/21/20 18:43	75-27-4	
Bromoform	**<4.0**	ug/L	13.2	4.0	1		10/21/20 18:43	75-25-2	
Bromomethane	**<0.97**	ug/L	5.0	0.97	1		10/21/20 18:43	74-83-9	
Carbon disulfide	**<0.45**	ug/L	1.5	0.45	1		10/21/20 18:43	75-15-0	
Carbon tetrachloride	**<1.1**	ug/L	3.6	1.1	1		10/21/20 18:43	56-23-5	
Chlorobenzene	**<0.71**	ug/L	2.4	0.71	1		10/21/20 18:43	108-90-7	
Chloroethane	**<1.3**	ug/L	5.0	1.3	1		10/21/20 18:43	75-00-3	
Chloroform	**<1.3**	ug/L	5.0	1.3	1		10/21/20 18:43	67-66-3	
Chloromethane	**<2.2**	ug/L	7.3	2.2	1		10/21/20 18:43	74-87-3	
Dibromochloromethane	**<2.6**	ug/L	8.7	2.6	1		10/21/20 18:43	124-48-1	
Dibromomethane	**<0.94**	ug/L	3.1	0.94	1		10/21/20 18:43	74-95-3	
Dichlorodifluoromethane	**<0.50**	ug/L	5.0	0.50	1		10/21/20 18:43	75-71-8	
Diisopropyl ether	**<1.9**	ug/L	6.3	1.9	1		10/21/20 18:43	108-20-3	
Ethylbenzene	**<0.32**	ug/L	1.1	0.32	1		10/21/20 18:43	100-41-4	

This report shall not be reproduced, except in full,
without the written consent of Pace Analytical Services, LLC.

Pace Analytical Services, LLC
1241 Bellevue Street - Suite 9
Green Bay, WI 54302
(920)469-2436

ANALYTICAL RESULTS

Project: A204226 MADISON KIPP CORP.
Pace Project No.: 40216646

Sample: MP-15 (177-187) **Lab ID: 40216646008** Collected: 10/13/20 07:50 Received: 10/16/20 10:00 Matrix: Water

Parameters	Results	Units	LOQ	LOD	DF	Prepared	Analyzed	CAS No.	Qual
8260 MSV	Analytical Method: EPA 8260 Pace Analytical Services - Green Bay								
Hexachloro-1,3-butadiene	**<1.5**	ug/L	4.9	1.5	1		10/21/20 18:43	87-68-3	
Isopropylbenzene (Cumene)	**<1.7**	ug/L	5.6	1.7	1		10/21/20 18:43	98-82-8	
Methyl-tert-butyl ether	**<1.2**	ug/L	4.2	1.2	1		10/21/20 18:43	1634-04-4	
Methylene Chloride	**<0.58**	ug/L	5.0	0.58	1		10/21/20 18:43	75-09-2	
Naphthalene	**<1.2**	ug/L	5.0	1.2	1		10/21/20 18:43	91-20-3	
Styrene	**<3.0**	ug/L	10.0	3.0	1		10/21/20 18:43	100-42-5	
Tetrachloroethene	**4.0**	ug/L	1.1	0.33	1		10/21/20 18:43	127-18-4	
Tetrahydrofuran	**<2.3**	ug/L	20.0	2.3	1		10/21/20 18:43	109-99-9	
Toluene	**<0.27**	ug/L	1.0	0.27	1		10/21/20 18:43	108-88-3	
Trichloroethene	**0.32J**	ug/L	1.0	0.26	1		10/21/20 18:43	79-01-6	
Trichlorofluoromethane	**<0.21**	ug/L	1.0	0.21	1		10/21/20 18:43	75-69-4	
Vinyl chloride	**<0.17**	ug/L	1.0	0.17	1		10/21/20 18:43	75-01-4	
Xylene (Total)	**<1.5**	ug/L	3.0	1.5	1		10/21/20 18:43	1330-20-7	
cis-1,2-Dichloroethene	**<0.27**	ug/L	1.0	0.27	1		10/21/20 18:43	156-59-2	
cis-1,3-Dichloropropene	**<3.6**	ug/L	12.1	3.6	1		10/21/20 18:43	10061-01-5	
m&p-Xylene	**<0.47**	ug/L	2.0	0.47	1		10/21/20 18:43	179601-23-1	
n-Butylbenzene	**<0.71**	ug/L	2.4	0.71	1		10/21/20 18:43	104-51-8	
n-Hexane	**<1.7**	ug/L	5.7	1.7	1		10/21/20 18:43	110-54-3	
n-Propylbenzene	**<0.81**	ug/L	5.0	0.81	1		10/21/20 18:43	103-65-1	
o-Xylene	**<0.26**	ug/L	1.0	0.26	1		10/21/20 18:43	95-47-6	
p-Isopropyltoluene	**<0.80**	ug/L	2.7	0.80	1		10/21/20 18:43	99-87-6	
sec-Butylbenzene	**<0.85**	ug/L	5.0	0.85	1		10/21/20 18:43	135-98-8	
tert-Butylbenzene	**<0.30**	ug/L	1.0	0.30	1		10/21/20 18:43	98-06-6	
trans-1,2-Dichloroethene	**<0.46**	ug/L	1.5	0.46	1		10/21/20 18:43	156-60-5	
trans-1,3-Dichloropropene	**<4.4**	ug/L	14.6	4.4	1		10/21/20 18:43	10061-02-6	
Surrogates									
4-Bromofluorobenzene (S)	96	%	70-130		1		10/21/20 18:43	460-00-4	
Dibromofluoromethane (S)	101	%	70-130		1		10/21/20 18:43	1868-53-7	
Toluene-d8 (S)	99	%	70-130		1		10/21/20 18:43	2037-26-5	

REPORT OF LABORATORY ANALYSIS

This report shall not be reproduced, except in full,
without the written consent of Pace Analytical Services, LLC.

Pace Analytical Services, LLC
1241 Bellevue Street - Suite 9
Green Bay, WI 54302
(920)469-2436

ANALYTICAL RESULTS

Project: A204226 MADISON KIPP CORP.
Pace Project No.: 40216646

Sample: MP-15 (142-146) **Lab ID: 40216646009** Collected: 10/13/20 08:20 Received: 10/16/20 10:00 Matrix: Water

Parameters	Results	Units	LOQ	LOD	DF	Prepared	Analyzed	CAS No.	Qual
8260 MSV	Analytical Method: EPA 8260 Pace Analytical Services - Green Bay								
1,1,1,2-Tetrachloroethane	**<0.27**	ug/L	1.0	0.27	1		10/21/20 19:06	630-20-6	
1,1,1-Trichloroethane	**<0.24**	ug/L	1.0	0.24	1		10/21/20 19:06	71-55-6	
1,1,2,2-Tetrachloroethane	**<0.28**	ug/L	1.0	0.28	1		10/21/20 19:06	79-34-5	
1,1,2-Trichloroethane	**<0.55**	ug/L	5.0	0.55	1		10/21/20 19:06	79-00-5	
1,1,2-Trichlorotrifluoroethane	**<0.54**	ug/L	5.0	0.54	1		10/21/20 19:06	76-13-1	
1,1-Dichloroethane	**<0.27**	ug/L	1.0	0.27	1		10/21/20 19:06	75-34-3	
1,1-Dichloroethene	**<0.24**	ug/L	1.0	0.24	1		10/21/20 19:06	75-35-4	
1,1-Dichloropropene	**<0.54**	ug/L	1.8	0.54	1		10/21/20 19:06	563-58-6	
1,2,3-Trichlorobenzene	**<2.2**	ug/L	7.4	2.2	1		10/21/20 19:06	87-61-6	
1,2,3-Trichloropropane	**<0.59**	ug/L	5.0	0.59	1		10/21/20 19:06	96-18-4	
1,2,4-Trichlorobenzene	**<0.95**	ug/L	5.0	0.95	1		10/21/20 19:06	120-82-1	
1,2,4-Trimethylbenzene	**<0.84**	ug/L	2.8	0.84	1		10/21/20 19:06	95-63-6	
1,2-Dibromo-3-chloropropane	**<1.8**	ug/L	5.9	1.8	1		10/21/20 19:06	96-12-8	
1,2-Dibromoethane (EDB)	**<0.83**	ug/L	2.8	0.83	1		10/21/20 19:06	106-93-4	
1,2-Dichlorobenzene	**<0.71**	ug/L	2.4	0.71	1		10/21/20 19:06	95-50-1	
1,2-Dichloroethane	**<0.28**	ug/L	1.0	0.28	1		10/21/20 19:06	107-06-2	
1,2-Dichloropropane	**<0.28**	ug/L	1.0	0.28	1		10/21/20 19:06	78-87-5	
1,3,5-Trimethylbenzene	**<0.87**	ug/L	2.9	0.87	1		10/21/20 19:06	108-67-8	
1,3-Dichlorobenzene	**<0.63**	ug/L	2.1	0.63	1		10/21/20 19:06	541-73-1	
1,3-Dichloropropane	**<0.83**	ug/L	2.8	0.83	1		10/21/20 19:06	142-28-9	
1,4-Dichlorobenzene	**<0.94**	ug/L	3.1	0.94	1		10/21/20 19:06	106-46-7	
2,2-Dichloropropane	**<2.3**	ug/L	7.6	2.3	1		10/21/20 19:06	594-20-7	
2-Butanone (MEK)	**<2.9**	ug/L	20.0	2.9	1		10/21/20 19:06	78-93-3	
2-Chlorotoluene	**<0.93**	ug/L	5.0	0.93	1		10/21/20 19:06	95-49-8	
2-Hexanone	**<5.2**	ug/L	17.4	5.2	1		10/21/20 19:06	591-78-6	
4-Chlorotoluene	**<0.76**	ug/L	2.5	0.76	1		10/21/20 19:06	106-43-4	
4-Methyl-2-pentanone (MIBK)	**<4.6**	ug/L	15.5	4.6	1		10/21/20 19:06	108-10-1	
Acetone	**<2.7**	ug/L	20.0	2.7	1		10/21/20 19:06	67-64-1	
Benzene	**<0.25**	ug/L	1.0	0.25	1		10/21/20 19:06	71-43-2	
Bromobenzene	**<0.24**	ug/L	1.0	0.24	1		10/21/20 19:06	108-86-1	
Bromochloromethane	**<0.36**	ug/L	5.0	0.36	1		10/21/20 19:06	74-97-5	
Bromodichloromethane	**<0.36**	ug/L	1.2	0.36	1		10/21/20 19:06	75-27-4	
Bromoform	**<4.0**	ug/L	13.2	4.0	1		10/21/20 19:06	75-25-2	
Bromomethane	**<0.97**	ug/L	5.0	0.97	1		10/21/20 19:06	74-83-9	
Carbon disulfide	**<0.45**	ug/L	1.5	0.45	1		10/21/20 19:06	75-15-0	
Carbon tetrachloride	**<1.1**	ug/L	3.6	1.1	1		10/21/20 19:06	56-23-5	
Chlorobenzene	**<0.71**	ug/L	2.4	0.71	1		10/21/20 19:06	108-90-7	
Chloroethane	**<1.3**	ug/L	5.0	1.3	1		10/21/20 19:06	75-00-3	
Chloroform	**<1.3**	ug/L	5.0	1.3	1		10/21/20 19:06	67-66-3	
Chloromethane	**<2.2**	ug/L	7.3	2.2	1		10/21/20 19:06	74-87-3	
Dibromochloromethane	**<2.6**	ug/L	8.7	2.6	1		10/21/20 19:06	124-48-1	
Dibromomethane	**<0.94**	ug/L	3.1	0.94	1		10/21/20 19:06	74-95-3	
Dichlorodifluoromethane	**<0.50**	ug/L	5.0	0.50	1		10/21/20 19:06	75-71-8	
Diisopropyl ether	**<1.9**	ug/L	6.3	1.9	1		10/21/20 19:06	108-20-3	
Ethylbenzene	**<0.32**	ug/L	1.1	0.32	1		10/21/20 19:06	100-41-4	

This report shall not be reproduced, except in full,
without the written consent of Pace Analytical Services, LLC.

Pace Analytical Services, LLC
1241 Bellevue Street - Suite 9
Green Bay, WI 54302
(920)469-2436

ANALYTICAL RESULTS

Project: A204226 MADISON KIPP CORP.
Pace Project No.: 40216646

Sample: MP-15 (142-146) **Lab ID: 40216646009** Collected: 10/13/20 08:20 Received: 10/16/20 10:00 Matrix: Water

Parameters	Results	Units	LOQ	LOD	DF	Prepared	Analyzed	CAS No.	Qual
8260 MSV	Analytical Method: EPA 8260 Pace Analytical Services - Green Bay								
Hexachloro-1,3-butadiene	**<1.5**	ug/L	4.9	1.5	1		10/21/20 19:06	87-68-3	
Isopropylbenzene (Cumene)	**<1.7**	ug/L	5.6	1.7	1		10/21/20 19:06	98-82-8	
Methyl-tert-butyl ether	**<1.2**	ug/L	4.2	1.2	1		10/21/20 19:06	1634-04-4	
Methylene Chloride	**<0.58**	ug/L	5.0	0.58	1		10/21/20 19:06	75-09-2	
Naphthalene	**<1.2**	ug/L	5.0	1.2	1		10/21/20 19:06	91-20-3	
Styrene	**<3.0**	ug/L	10.0	3.0	1		10/21/20 19:06	100-42-5	
Tetrachloroethene	**1620**	ug/L	21.8	6.5	20		10/23/20 12:33	127-18-4	
Tetrahydrofuran	**<2.3**	ug/L	20.0	2.3	1		10/21/20 19:06	109-99-9	
Toluene	**<0.27**	ug/L	1.0	0.27	1		10/21/20 19:06	108-88-3	
Trichloroethene	**152**	ug/L	1.0	0.26	1		10/21/20 19:06	79-01-6	
Trichlorofluoromethane	**<0.21**	ug/L	1.0	0.21	1		10/21/20 19:06	75-69-4	
Vinyl chloride	**0.42J**	ug/L	1.0	0.17	1		10/21/20 19:06	75-01-4	
Xylene (Total)	**<1.5**	ug/L	3.0	1.5	1		10/21/20 19:06	1330-20-7	
cis-1,2-Dichloroethene	**118**	ug/L	1.0	0.27	1		10/21/20 19:06	156-59-2	
cis-1,3-Dichloropropene	**<3.6**	ug/L	12.1	3.6	1		10/21/20 19:06	10061-01-5	
m&p-Xylene	**<0.47**	ug/L	2.0	0.47	1		10/21/20 19:06	179601-23-1	
n-Butylbenzene	**<0.71**	ug/L	2.4	0.71	1		10/21/20 19:06	104-51-8	
n-Hexane	**<1.7**	ug/L	5.7	1.7	1		10/21/20 19:06	110-54-3	
n-Propylbenzene	**<0.81**	ug/L	5.0	0.81	1		10/21/20 19:06	103-65-1	
o-Xylene	**<0.26**	ug/L	1.0	0.26	1		10/21/20 19:06	95-47-6	
p-Isopropyltoluene	**<0.80**	ug/L	2.7	0.80	1		10/21/20 19:06	99-87-6	
sec-Butylbenzene	**<0.85**	ug/L	5.0	0.85	1		10/21/20 19:06	135-98-8	
tert-Butylbenzene	**<0.30**	ug/L	1.0	0.30	1		10/21/20 19:06	98-06-6	
trans-1,2-Dichloroethene	**0.91J**	ug/L	1.5	0.46	1		10/21/20 19:06	156-60-5	
trans-1,3-Dichloropropene	**<4.4**	ug/L	14.6	4.4	1		10/21/20 19:06	10061-02-6	
Surrogates									
4-Bromofluorobenzene (S)	96	%	70-130		1		10/21/20 19:06	460-00-4	
Dibromofluoromethane (S)	101	%	70-130		1		10/21/20 19:06	1868-53-7	
Toluene-d8 (S)	100	%	70-130		1		10/21/20 19:06	2037-26-5	

REPORT OF LABORATORY ANALYSIS

This report shall not be reproduced, except in full,
without the written consent of Pace Analytical Services, LLC.

Pace Analytical Services, LLC
1241 Bellevue Street - Suite 9
Green Bay, WI 54302
(920)469-2436

ANALYTICAL RESULTS

Project: A204226 MADISON KIPP CORP.
Pace Project No.: 40216646

Sample: MP-15 (120-125) **Lab ID: 40216646010** Collected: 10/13/20 08:40 Received: 10/16/20 10:00 Matrix: Water

Parameters	Results	Units	LOQ	LOD	DF	Prepared	Analyzed	CAS No.	Qual
8260 MSV	Analytical Method: EPA 8260 Pace Analytical Services - Green Bay								
1,1,1,2-Tetrachloroethane	**<0.27**	ug/L	1.0	0.27	1		10/21/20 19:28	630-20-6	
1,1,1-Trichloroethane	**<0.24**	ug/L	1.0	0.24	1		10/21/20 19:28	71-55-6	
1,1,2,2-Tetrachloroethane	**<0.28**	ug/L	1.0	0.28	1		10/21/20 19:28	79-34-5	
1,1,2-Trichloroethane	**<0.55**	ug/L	5.0	0.55	1		10/21/20 19:28	79-00-5	
1,1,2-Trichlorotrifluoroethane	**<0.54**	ug/L	5.0	0.54	1		10/21/20 19:28	76-13-1	
1,1-Dichloroethane	**<0.27**	ug/L	1.0	0.27	1		10/21/20 19:28	75-34-3	
1,1-Dichloroethene	**<0.24**	ug/L	1.0	0.24	1		10/21/20 19:28	75-35-4	
1,1-Dichloropropene	**<0.54**	ug/L	1.8	0.54	1		10/21/20 19:28	563-58-6	
1,2,3-Trichlorobenzene	**<2.2**	ug/L	7.4	2.2	1		10/21/20 19:28	87-61-6	
1,2,3-Trichloropropane	**<0.59**	ug/L	5.0	0.59	1		10/21/20 19:28	96-18-4	
1,2,4-Trichlorobenzene	**<0.95**	ug/L	5.0	0.95	1		10/21/20 19:28	120-82-1	
1,2,4-Trimethylbenzene	**<0.84**	ug/L	2.8	0.84	1		10/21/20 19:28	95-63-6	
1,2-Dibromo-3-chloropropane	**<1.8**	ug/L	5.9	1.8	1		10/21/20 19:28	96-12-8	
1,2-Dibromoethane (EDB)	**<0.83**	ug/L	2.8	0.83	1		10/21/20 19:28	106-93-4	
1,2-Dichlorobenzene	**<0.71**	ug/L	2.4	0.71	1		10/21/20 19:28	95-50-1	
1,2-Dichloroethane	**<0.28**	ug/L	1.0	0.28	1		10/21/20 19:28	107-06-2	
1,2-Dichloropropane	**<0.28**	ug/L	1.0	0.28	1		10/21/20 19:28	78-87-5	
1,3,5-Trimethylbenzene	**<0.87**	ug/L	2.9	0.87	1		10/21/20 19:28	108-67-8	
1,3-Dichlorobenzene	**<0.63**	ug/L	2.1	0.63	1		10/21/20 19:28	541-73-1	
1,3-Dichloropropane	**<0.83**	ug/L	2.8	0.83	1		10/21/20 19:28	142-28-9	
1,4-Dichlorobenzene	**<0.94**	ug/L	3.1	0.94	1		10/21/20 19:28	106-46-7	
2,2-Dichloropropane	**<2.3**	ug/L	7.6	2.3	1		10/21/20 19:28	594-20-7	
2-Butanone (MEK)	**<2.9**	ug/L	20.0	2.9	1		10/21/20 19:28	78-93-3	
2-Chlorotoluene	**<0.93**	ug/L	5.0	0.93	1		10/21/20 19:28	95-49-8	
2-Hexanone	**<5.2**	ug/L	17.4	5.2	1		10/21/20 19:28	591-78-6	
4-Chlorotoluene	**<0.76**	ug/L	2.5	0.76	1		10/21/20 19:28	106-43-4	
4-Methyl-2-pentanone (MIBK)	**<4.6**	ug/L	15.5	4.6	1		10/21/20 19:28	108-10-1	
Acetone	**<2.7**	ug/L	20.0	2.7	1		10/21/20 19:28	67-64-1	
Benzene	**<0.25**	ug/L	1.0	0.25	1		10/21/20 19:28	71-43-2	
Bromobenzene	**<0.24**	ug/L	1.0	0.24	1		10/21/20 19:28	108-86-1	
Bromochloromethane	**<0.36**	ug/L	5.0	0.36	1		10/21/20 19:28	74-97-5	
Bromodichloromethane	**<0.36**	ug/L	1.2	0.36	1		10/21/20 19:28	75-27-4	
Bromoform	**<4.0**	ug/L	13.2	4.0	1		10/21/20 19:28	75-25-2	
Bromomethane	**<0.97**	ug/L	5.0	0.97	1		10/21/20 19:28	74-83-9	
Carbon disulfide	**<0.45**	ug/L	1.5	0.45	1		10/21/20 19:28	75-15-0	
Carbon tetrachloride	**<1.1**	ug/L	3.6	1.1	1		10/21/20 19:28	56-23-5	
Chlorobenzene	**<0.71**	ug/L	2.4	0.71	1		10/21/20 19:28	108-90-7	
Chloroethane	**<1.3**	ug/L	5.0	1.3	1		10/21/20 19:28	75-00-3	
Chloroform	**<1.3**	ug/L	5.0	1.3	1		10/21/20 19:28	67-66-3	
Chloromethane	**<2.2**	ug/L	7.3	2.2	1		10/21/20 19:28	74-87-3	
Dibromochloromethane	**<2.6**	ug/L	8.7	2.6	1		10/21/20 19:28	124-48-1	
Dibromomethane	**<0.94**	ug/L	3.1	0.94	1		10/21/20 19:28	74-95-3	
Dichlorodifluoromethane	**<0.50**	ug/L	5.0	0.50	1		10/21/20 19:28	75-71-8	
Diisopropyl ether	**<1.9**	ug/L	6.3	1.9	1		10/21/20 19:28	108-20-3	
Ethylbenzene	**<0.32**	ug/L	1.1	0.32	1		10/21/20 19:28	100-41-4	

This report shall not be reproduced, except in full,
without the written consent of Pace Analytical Services, LLC.

Pace Analytical Services, LLC
1241 Bellevue Street - Suite 9
Green Bay, WI 54302
(920)469-2436

ANALYTICAL RESULTS

Project: A204226 MADISON KIPP CORP.
Pace Project No.: 40216646

Sample: MP-15 (120-125) **Lab ID: 40216646010** Collected: 10/13/20 08:40 Received: 10/16/20 10:00 Matrix: Water

Parameters	Results	Units	LOQ	LOD	DF	Prepared	Analyzed	CAS No.	Qual
8260 MSV	Analytical Method: EPA 8260 Pace Analytical Services - Green Bay								
Hexachloro-1,3-butadiene	**<1.5**	ug/L	4.9	1.5	1		10/21/20 19:28	87-68-3	
Isopropylbenzene (Cumene)	**<1.7**	ug/L	5.6	1.7	1		10/21/20 19:28	98-82-8	
Methyl-tert-butyl ether	**<1.2**	ug/L	4.2	1.2	1		10/21/20 19:28	1634-04-4	
Methylene Chloride	**<0.58**	ug/L	5.0	0.58	1		10/21/20 19:28	75-09-2	
Naphthalene	**<1.2**	ug/L	5.0	1.2	1		10/21/20 19:28	91-20-3	
Styrene	**<3.0**	ug/L	10.0	3.0	1		10/21/20 19:28	100-42-5	
Tetrachloroethene	**943**	ug/L	21.8	6.5	20		10/23/20 12:56	127-18-4	
Tetrahydrofuran	**<2.3**	ug/L	20.0	2.3	1		10/21/20 19:28	109-99-9	
Toluene	**<0.27**	ug/L	1.0	0.27	1		10/21/20 19:28	108-88-3	
Trichloroethene	**56.9**	ug/L	1.0	0.26	1		10/21/20 19:28	79-01-6	
Trichlorofluoromethane	**<0.21**	ug/L	1.0	0.21	1		10/21/20 19:28	75-69-4	
Vinyl chloride	**<0.17**	ug/L	1.0	0.17	1		10/21/20 19:28	75-01-4	
Xylene (Total)	**<1.5**	ug/L	3.0	1.5	1		10/21/20 19:28	1330-20-7	
cis-1,2-Dichloroethene	**34.4**	ug/L	1.0	0.27	1		10/21/20 19:28	156-59-2	
cis-1,3-Dichloropropene	**<3.6**	ug/L	12.1	3.6	1		10/21/20 19:28	10061-01-5	
m&p-Xylene	**<0.47**	ug/L	2.0	0.47	1		10/21/20 19:28	179601-23-1	
n-Butylbenzene	**<0.71**	ug/L	2.4	0.71	1		10/21/20 19:28	104-51-8	
n-Hexane	**<1.7**	ug/L	5.7	1.7	1		10/21/20 19:28	110-54-3	
n-Propylbenzene	**<0.81**	ug/L	5.0	0.81	1		10/21/20 19:28	103-65-1	
o-Xylene	**<0.26**	ug/L	1.0	0.26	1		10/21/20 19:28	95-47-6	
p-Isopropyltoluene	**<0.80**	ug/L	2.7	0.80	1		10/21/20 19:28	99-87-6	
sec-Butylbenzene	**<0.85**	ug/L	5.0	0.85	1		10/21/20 19:28	135-98-8	
tert-Butylbenzene	**<0.30**	ug/L	1.0	0.30	1		10/21/20 19:28	98-06-6	
trans-1,2-Dichloroethene	**<0.46**	ug/L	1.5	0.46	1		10/21/20 19:28	156-60-5	
trans-1,3-Dichloropropene	**<4.4**	ug/L	14.6	4.4	1		10/21/20 19:28	10061-02-6	
Surrogates									
4-Bromofluorobenzene (S)	97	%	70-130		1		10/21/20 19:28	460-00-4	
Dibromofluoromethane (S)	101	%	70-130		1		10/21/20 19:28	1868-53-7	
Toluene-d8 (S)	100	%	70-130		1		10/21/20 19:28	2037-26-5	

This report shall not be reproduced, except in full,
without the written consent of Pace Analytical Services, LLC.

Pace Analytical Services, LLC
1241 Bellevue Street - Suite 9
Green Bay, WI 54302
(920)469-2436

ANALYTICAL RESULTS

Project: A204226 MADISON KIPP CORP.
Pace Project No.: 40216646

Sample: MP-15 (100-105) **Lab ID: 40216646011** Collected: 10/13/20 09:10 Received: 10/16/20 10:00 Matrix: Water

Parameters	Results	Units	LOQ	LOD	DF	Prepared	Analyzed	CAS No.	Qual
8260 MSV	Analytical Method: EPA 8260 Pace Analytical Services - Green Bay								
1,1,1,2-Tetrachloroethane	**<0.27**	ug/L	1.0	0.27	1		10/21/20 19:51	630-20-6	
1,1,1-Trichloroethane	**<0.24**	ug/L	1.0	0.24	1		10/21/20 19:51	71-55-6	
1,1,2,2-Tetrachloroethane	**<0.28**	ug/L	1.0	0.28	1		10/21/20 19:51	79-34-5	
1,1,2-Trichloroethane	**<0.55**	ug/L	5.0	0.55	1		10/21/20 19:51	79-00-5	
1,1,2-Trichlorotrifluoroethane	**<0.54**	ug/L	5.0	0.54	1		10/21/20 19:51	76-13-1	
1,1-Dichloroethane	**<0.27**	ug/L	1.0	0.27	1		10/21/20 19:51	75-34-3	
1,1-Dichloroethene	**<0.24**	ug/L	1.0	0.24	1		10/21/20 19:51	75-35-4	
1,1-Dichloropropene	**<0.54**	ug/L	1.8	0.54	1		10/21/20 19:51	563-58-6	
1,2,3-Trichlorobenzene	**<2.2**	ug/L	7.4	2.2	1		10/21/20 19:51	87-61-6	
1,2,3-Trichloropropane	**<0.59**	ug/L	5.0	0.59	1		10/21/20 19:51	96-18-4	
1,2,4-Trichlorobenzene	**<0.95**	ug/L	5.0	0.95	1		10/21/20 19:51	120-82-1	
1,2,4-Trimethylbenzene	**<0.84**	ug/L	2.8	0.84	1		10/21/20 19:51	95-63-6	
1,2-Dibromo-3-chloropropane	**<1.8**	ug/L	5.9	1.8	1		10/21/20 19:51	96-12-8	
1,2-Dibromoethane (EDB)	**<0.83**	ug/L	2.8	0.83	1		10/21/20 19:51	106-93-4	
1,2-Dichlorobenzene	**<0.71**	ug/L	2.4	0.71	1		10/21/20 19:51	95-50-1	
1,2-Dichloroethane	**<0.28**	ug/L	1.0	0.28	1		10/21/20 19:51	107-06-2	
1,2-Dichloropropane	**<0.28**	ug/L	1.0	0.28	1		10/21/20 19:51	78-87-5	
1,3,5-Trimethylbenzene	**<0.87**	ug/L	2.9	0.87	1		10/21/20 19:51	108-67-8	
1,3-Dichlorobenzene	**<0.63**	ug/L	2.1	0.63	1		10/21/20 19:51	541-73-1	
1,3-Dichloropropane	**<0.83**	ug/L	2.8	0.83	1		10/21/20 19:51	142-28-9	
1,4-Dichlorobenzene	**<0.94**	ug/L	3.1	0.94	1		10/21/20 19:51	106-46-7	
2,2-Dichloropropane	**<2.3**	ug/L	7.6	2.3	1		10/21/20 19:51	594-20-7	
2-Butanone (MEK)	**<2.9**	ug/L	20.0	2.9	1		10/21/20 19:51	78-93-3	
2-Chlorotoluene	**<0.93**	ug/L	5.0	0.93	1		10/21/20 19:51	95-49-8	
2-Hexanone	**<5.2**	ug/L	17.4	5.2	1		10/21/20 19:51	591-78-6	
4-Chlorotoluene	**<0.76**	ug/L	2.5	0.76	1		10/21/20 19:51	106-43-4	
4-Methyl-2-pentanone (MIBK)	**<4.6**	ug/L	15.5	4.6	1		10/21/20 19:51	108-10-1	
Acetone	**<2.7**	ug/L	20.0	2.7	1		10/21/20 19:51	67-64-1	
Benzene	**<0.25**	ug/L	1.0	0.25	1		10/21/20 19:51	71-43-2	
Bromobenzene	**<0.24**	ug/L	1.0	0.24	1		10/21/20 19:51	108-86-1	
Bromochloromethane	**<0.36**	ug/L	5.0	0.36	1		10/21/20 19:51	74-97-5	
Bromodichloromethane	**<0.36**	ug/L	1.2	0.36	1		10/21/20 19:51	75-27-4	
Bromoform	**<4.0**	ug/L	13.2	4.0	1		10/21/20 19:51	75-25-2	
Bromomethane	**<0.97**	ug/L	5.0	0.97	1		10/21/20 19:51	74-83-9	
Carbon disulfide	**<0.45**	ug/L	1.5	0.45	1		10/21/20 19:51	75-15-0	
Carbon tetrachloride	**<1.1**	ug/L	3.6	1.1	1		10/21/20 19:51	56-23-5	
Chlorobenzene	**<0.71**	ug/L	2.4	0.71	1		10/21/20 19:51	108-90-7	
Chloroethane	**<1.3**	ug/L	5.0	1.3	1		10/21/20 19:51	75-00-3	
Chloroform	**<1.3**	ug/L	5.0	1.3	1		10/21/20 19:51	67-66-3	
Chloromethane	**<2.2**	ug/L	7.3	2.2	1		10/21/20 19:51	74-87-3	
Dibromochloromethane	**<2.6**	ug/L	8.7	2.6	1		10/21/20 19:51	124-48-1	
Dibromomethane	**<0.94**	ug/L	3.1	0.94	1		10/21/20 19:51	74-95-3	
Dichlorodifluoromethane	**<0.50**	ug/L	5.0	0.50	1		10/21/20 19:51	75-71-8	
Diisopropyl ether	**<1.9**	ug/L	6.3	1.9	1		10/21/20 19:51	108-20-3	
Ethylbenzene	**<0.32**	ug/L	1.1	0.32	1		10/21/20 19:51	100-41-4	

This report shall not be reproduced, except in full,
without the written consent of Pace Analytical Services, LLC.

Pace Analytical Services, LLC
1241 Bellevue Street - Suite 9
Green Bay, WI 54302
(920)469-2436

ANALYTICAL RESULTS

Project: A204226 MADISON KIPP CORP.
Pace Project No.: 40216646

Sample: MP-15 (100-105) **Lab ID: 40216646011** Collected: 10/13/20 09:10 Received: 10/16/20 10:00 Matrix: Water

Parameters	Results	Units	LOQ	LOD	DF	Prepared	Analyzed	CAS No.	Qual
8260 MSV	Analytical Method: EPA 8260 Pace Analytical Services - Green Bay								
Hexachloro-1,3-butadiene	**<1.5**	ug/L	4.9	1.5	1		10/21/20 19:51	87-68-3	
Isopropylbenzene (Cumene)	**<1.7**	ug/L	5.6	1.7	1		10/21/20 19:51	98-82-8	
Methyl-tert-butyl ether	**<1.2**	ug/L	4.2	1.2	1		10/21/20 19:51	1634-04-4	
Methylene Chloride	**<0.58**	ug/L	5.0	0.58	1		10/21/20 19:51	75-09-2	
Naphthalene	**<1.2**	ug/L	5.0	1.2	1		10/21/20 19:51	91-20-3	
Styrene	**<3.0**	ug/L	10.0	3.0	1		10/21/20 19:51	100-42-5	
Tetrachloroethene	**581**	ug/L	21.8	6.5	20		10/23/20 13:18	127-18-4	
Tetrahydrofuran	**<2.3**	ug/L	20.0	2.3	1		10/21/20 19:51	109-99-9	
Toluene	**<0.27**	ug/L	1.0	0.27	1		10/21/20 19:51	108-88-3	
Trichloroethene	**67.0**	ug/L	1.0	0.26	1		10/21/20 19:51	79-01-6	
Trichlorofluoromethane	**<0.21**	ug/L	1.0	0.21	1		10/21/20 19:51	75-69-4	
Vinyl chloride	**0.22J**	ug/L	1.0	0.17	1		10/21/20 19:51	75-01-4	
Xylene (Total)	**<1.5**	ug/L	3.0	1.5	1		10/21/20 19:51	1330-20-7	
cis-1,2-Dichloroethene	**37.3**	ug/L	1.0	0.27	1		10/21/20 19:51	156-59-2	
cis-1,3-Dichloropropene	**<3.6**	ug/L	12.1	3.6	1		10/21/20 19:51	10061-01-5	
m&p-Xylene	**<0.47**	ug/L	2.0	0.47	1		10/21/20 19:51	179601-23-1	
n-Butylbenzene	**<0.71**	ug/L	2.4	0.71	1		10/21/20 19:51	104-51-8	
n-Hexane	**<1.7**	ug/L	5.7	1.7	1		10/21/20 19:51	110-54-3	
n-Propylbenzene	**<0.81**	ug/L	5.0	0.81	1		10/21/20 19:51	103-65-1	
o-Xylene	**<0.26**	ug/L	1.0	0.26	1		10/21/20 19:51	95-47-6	
p-Isopropyltoluene	**<0.80**	ug/L	2.7	0.80	1		10/21/20 19:51	99-87-6	
sec-Butylbenzene	**<0.85**	ug/L	5.0	0.85	1		10/21/20 19:51	135-98-8	
tert-Butylbenzene	**<0.30**	ug/L	1.0	0.30	1		10/21/20 19:51	98-06-6	
trans-1,2-Dichloroethene	**<0.46**	ug/L	1.5	0.46	1		10/21/20 19:51	156-60-5	
trans-1,3-Dichloropropene	**<4.4**	ug/L	14.6	4.4	1		10/21/20 19:51	10061-02-6	
Surrogates									
4-Bromofluorobenzene (S)	96	%	70-130		1		10/21/20 19:51	460-00-4	
Dibromofluoromethane (S)	100	%	70-130		1		10/21/20 19:51	1868-53-7	
Toluene-d8 (S)	100	%	70-130		1		10/21/20 19:51	2037-26-5	

REPORT OF LABORATORY ANALYSIS

This report shall not be reproduced, except in full,
without the written consent of Pace Analytical Services, LLC.

Pace Analytical Services, LLC
1241 Bellevue Street - Suite 9
Green Bay, WI 54302
(920)469-2436

ANALYTICAL RESULTS

Project: A204226 MADISON KIPP CORP.
Pace Project No.: 40216646

Sample: MP-15 (088-092) **Lab ID: 40216646012** Collected: 10/13/20 09:25 Received: 10/16/20 10:00 Matrix: Water

Parameters	Results	Units	LOQ	LOD	DF	Prepared	Analyzed	CAS No.	Qual
8260 MSV	Analytical Method: EPA 8260 Pace Analytical Services - Green Bay								
1,1,1,2-Tetrachloroethane	**<0.27**	ug/L	1.0	0.27	1		10/21/20 20:13	630-20-6	
1,1,1-Trichloroethane	**<0.24**	ug/L	1.0	0.24	1		10/21/20 20:13	71-55-6	
1,1,2,2-Tetrachloroethane	**<0.28**	ug/L	1.0	0.28	1		10/21/20 20:13	79-34-5	
1,1,2-Trichloroethane	**<0.55**	ug/L	5.0	0.55	1		10/21/20 20:13	79-00-5	
1,1,2-Trichlorotrifluoroethane	**<0.54**	ug/L	5.0	0.54	1		10/21/20 20:13	76-13-1	
1,1-Dichloroethane	**<0.27**	ug/L	1.0	0.27	1		10/21/20 20:13	75-34-3	
1,1-Dichloroethene	**<0.24**	ug/L	1.0	0.24	1		10/21/20 20:13	75-35-4	
1,1-Dichloropropene	**<0.54**	ug/L	1.8	0.54	1		10/21/20 20:13	563-58-6	
1,2,3-Trichlorobenzene	**<2.2**	ug/L	7.4	2.2	1		10/21/20 20:13	87-61-6	
1,2,3-Trichloropropane	**<0.59**	ug/L	5.0	0.59	1		10/21/20 20:13	96-18-4	
1,2,4-Trichlorobenzene	**<0.95**	ug/L	5.0	0.95	1		10/21/20 20:13	120-82-1	
1,2,4-Trimethylbenzene	**<0.84**	ug/L	2.8	0.84	1		10/21/20 20:13	95-63-6	
1,2-Dibromo-3-chloropropane	**<1.8**	ug/L	5.9	1.8	1		10/21/20 20:13	96-12-8	
1,2-Dibromoethane (EDB)	**<0.83**	ug/L	2.8	0.83	1		10/21/20 20:13	106-93-4	
1,2-Dichlorobenzene	**<0.71**	ug/L	2.4	0.71	1		10/21/20 20:13	95-50-1	
1,2-Dichloroethane	**0.40J**	ug/L	1.0	0.28	1		10/21/20 20:13	107-06-2	
1,2-Dichloropropane	**<0.28**	ug/L	1.0	0.28	1		10/21/20 20:13	78-87-5	
1,3,5-Trimethylbenzene	**<0.87**	ug/L	2.9	0.87	1		10/21/20 20:13	108-67-8	
1,3-Dichlorobenzene	**<0.63**	ug/L	2.1	0.63	1		10/21/20 20:13	541-73-1	
1,3-Dichloropropane	**<0.83**	ug/L	2.8	0.83	1		10/21/20 20:13	142-28-9	
1,4-Dichlorobenzene	**<0.94**	ug/L	3.1	0.94	1		10/21/20 20:13	106-46-7	
2,2-Dichloropropane	**<2.3**	ug/L	7.6	2.3	1		10/21/20 20:13	594-20-7	
2-Butanone (MEK)	**<2.9**	ug/L	20.0	2.9	1		10/21/20 20:13	78-93-3	
2-Chlorotoluene	**<0.93**	ug/L	5.0	0.93	1		10/21/20 20:13	95-49-8	
2-Hexanone	**<5.2**	ug/L	17.4	5.2	1		10/21/20 20:13	591-78-6	
4-Chlorotoluene	**<0.76**	ug/L	2.5	0.76	1		10/21/20 20:13	106-43-4	
4-Methyl-2-pentanone (MIBK)	**<4.6**	ug/L	15.5	4.6	1		10/21/20 20:13	108-10-1	
Acetone	**<2.7**	ug/L	20.0	2.7	1		10/21/20 20:13	67-64-1	
Benzene	**<0.25**	ug/L	1.0	0.25	1		10/21/20 20:13	71-43-2	
Bromobenzene	**<0.24**	ug/L	1.0	0.24	1		10/21/20 20:13	108-86-1	
Bromochloromethane	**<0.36**	ug/L	5.0	0.36	1		10/21/20 20:13	74-97-5	
Bromodichloromethane	**<0.36**	ug/L	1.2	0.36	1		10/21/20 20:13	75-27-4	
Bromoform	**<4.0**	ug/L	13.2	4.0	1		10/21/20 20:13	75-25-2	
Bromomethane	**<0.97**	ug/L	5.0	0.97	1		10/21/20 20:13	74-83-9	
Carbon disulfide	**<0.45**	ug/L	1.5	0.45	1		10/21/20 20:13	75-15-0	
Carbon tetrachloride	**<1.1**	ug/L	3.6	1.1	1		10/21/20 20:13	56-23-5	
Chlorobenzene	**<0.71**	ug/L	2.4	0.71	1		10/21/20 20:13	108-90-7	
Chloroethane	**<1.3**	ug/L	5.0	1.3	1		10/21/20 20:13	75-00-3	
Chloroform	**<1.3**	ug/L	5.0	1.3	1		10/21/20 20:13	67-66-3	
Chloromethane	**<2.2**	ug/L	7.3	2.2	1		10/21/20 20:13	74-87-3	
Dibromochloromethane	**<2.6**	ug/L	8.7	2.6	1		10/21/20 20:13	124-48-1	
Dibromomethane	**<0.94**	ug/L	3.1	0.94	1		10/21/20 20:13	74-95-3	
Dichlorodifluoromethane	**<0.50**	ug/L	5.0	0.50	1		10/21/20 20:13	75-71-8	
Diisopropyl ether	**<1.9**	ug/L	6.3	1.9	1		10/21/20 20:13	108-20-3	
Ethylbenzene	**<0.32**	ug/L	1.1	0.32	1		10/21/20 20:13	100-41-4	

REPORT OF LABORATORY ANALYSIS

This report shall not be reproduced, except in full,
without the written consent of Pace Analytical Services, LLC.

Pace Analytical Services, LLC
1241 Bellevue Street - Suite 9
Green Bay, WI 54302
(920)469-2436

ANALYTICAL RESULTS

Project: A204226 MADISON KIPP CORP.
Pace Project No.: 40216646

Sample: MP-15 (088-092) **Lab ID: 40216646012** Collected: 10/13/20 09:25 Received: 10/16/20 10:00 Matrix: Water

Parameters	Results	Units	LOQ	LOD	DF	Prepared	Analyzed	CAS No.	Qual
8260 MSV	Analytical Method: EPA 8260 Pace Analytical Services - Green Bay								
Hexachloro-1,3-butadiene	**<1.5**	ug/L	4.9	1.5	1		10/21/20 20:13	87-68-3	
Isopropylbenzene (Cumene)	**<1.7**	ug/L	5.6	1.7	1		10/21/20 20:13	98-82-8	
Methyl-tert-butyl ether	**<1.2**	ug/L	4.2	1.2	1		10/21/20 20:13	1634-04-4	
Methylene Chloride	**<0.58**	ug/L	5.0	0.58	1		10/21/20 20:13	75-09-2	
Naphthalene	**<1.2**	ug/L	5.0	1.2	1		10/21/20 20:13	91-20-3	
Styrene	**<3.0**	ug/L	10.0	3.0	1		10/21/20 20:13	100-42-5	
Tetrachloroethene	**159**	ug/L	5.4	1.6	5		10/24/20 13:35	127-18-4	
Tetrahydrofuran	**<2.3**	ug/L	20.0	2.3	1		10/21/20 20:13	109-99-9	
Toluene	**<0.27**	ug/L	1.0	0.27	1		10/21/20 20:13	108-88-3	
Trichloroethene	**19.1**	ug/L	1.0	0.26	1		10/21/20 20:13	79-01-6	
Trichlorofluoromethane	**<0.21**	ug/L	1.0	0.21	1		10/21/20 20:13	75-69-4	
Vinyl chloride	**<0.17**	ug/L	1.0	0.17	1		10/21/20 20:13	75-01-4	
Xylene (Total)	**<1.5**	ug/L	3.0	1.5	1		10/21/20 20:13	1330-20-7	
cis-1,2-Dichloroethene	**26.8**	ug/L	1.0	0.27	1		10/21/20 20:13	156-59-2	
cis-1,3-Dichloropropene	**<3.6**	ug/L	12.1	3.6	1		10/21/20 20:13	10061-01-5	
m&p-Xylene	**<0.47**	ug/L	2.0	0.47	1		10/21/20 20:13	179601-23-1	
n-Butylbenzene	**<0.71**	ug/L	2.4	0.71	1		10/21/20 20:13	104-51-8	
n-Hexane	**<1.7**	ug/L	5.7	1.7	1		10/21/20 20:13	110-54-3	
n-Propylbenzene	**<0.81**	ug/L	5.0	0.81	1		10/21/20 20:13	103-65-1	
o-Xylene	**<0.26**	ug/L	1.0	0.26	1		10/21/20 20:13	95-47-6	
p-Isopropyltoluene	**<0.80**	ug/L	2.7	0.80	1		10/21/20 20:13	99-87-6	
sec-Butylbenzene	**<0.85**	ug/L	5.0	0.85	1		10/21/20 20:13	135-98-8	
tert-Butylbenzene	**<0.30**	ug/L	1.0	0.30	1		10/21/20 20:13	98-06-6	
trans-1,2-Dichloroethene	**<0.46**	ug/L	1.5	0.46	1		10/21/20 20:13	156-60-5	
trans-1,3-Dichloropropene	**<4.4**	ug/L	14.6	4.4	1		10/21/20 20:13	10061-02-6	
Surrogates									
4-Bromofluorobenzene (S)	97	%	70-130		1		10/21/20 20:13	460-00-4	
Dibromofluoromethane (S)	102	%	70-130		1		10/21/20 20:13	1868-53-7	
Toluene-d8 (S)	99	%	70-130		1		10/21/20 20:13	2037-26-5	

REPORT OF LABORATORY ANALYSIS

This report shall not be reproduced, except in full,
without the written consent of Pace Analytical Services, LLC.

Pace Analytical Services, LLC
1241 Bellevue Street - Suite 9
Green Bay, WI 54302
(920)469-2436

ANALYTICAL RESULTS

Project: A204226 MADISON KIPP CORP.
Pace Project No.: 40216646

Sample: MP-14 (170-178) **Lab ID: 40216646013** Collected: 10/13/20 10:20 Received: 10/16/20 10:00 Matrix: Water

Parameters	Results	Units	LOQ	LOD	DF	Prepared	Analyzed	CAS No.	Qual
8260 MSV	Analytical Method: EPA 8260 Pace Analytical Services - Green Bay								
1,1,1,2-Tetrachloroethane	**<0.27**	ug/L	1.0	0.27	1		10/21/20 20:36	630-20-6	
1,1,1-Trichloroethane	**<0.24**	ug/L	1.0	0.24	1		10/21/20 20:36	71-55-6	
1,1,2,2-Tetrachloroethane	**<0.28**	ug/L	1.0	0.28	1		10/21/20 20:36	79-34-5	
1,1,2-Trichloroethane	**<0.55**	ug/L	5.0	0.55	1		10/21/20 20:36	79-00-5	
1,1,2-Trichlorotrifluoroethane	**<0.54**	ug/L	5.0	0.54	1		10/21/20 20:36	76-13-1	
1,1-Dichloroethane	**<0.27**	ug/L	1.0	0.27	1		10/21/20 20:36	75-34-3	
1,1-Dichloroethene	**<0.24**	ug/L	1.0	0.24	1		10/21/20 20:36	75-35-4	
1,1-Dichloropropene	**<0.54**	ug/L	1.8	0.54	1		10/21/20 20:36	563-58-6	
1,2,3-Trichlorobenzene	**<2.2**	ug/L	7.4	2.2	1		10/21/20 20:36	87-61-6	
1,2,3-Trichloropropane	**<0.59**	ug/L	5.0	0.59	1		10/21/20 20:36	96-18-4	
1,2,4-Trichlorobenzene	**<0.95**	ug/L	5.0	0.95	1		10/21/20 20:36	120-82-1	
1,2,4-Trimethylbenzene	**<0.84**	ug/L	2.8	0.84	1		10/21/20 20:36	95-63-6	
1,2-Dibromo-3-chloropropane	**<1.8**	ug/L	5.9	1.8	1		10/21/20 20:36	96-12-8	
1,2-Dibromoethane (EDB)	**<0.83**	ug/L	2.8	0.83	1		10/21/20 20:36	106-93-4	
1,2-Dichlorobenzene	**<0.71**	ug/L	2.4	0.71	1		10/21/20 20:36	95-50-1	
1,2-Dichloroethane	**<0.28**	ug/L	1.0	0.28	1		10/21/20 20:36	107-06-2	
1,2-Dichloropropane	**<0.28**	ug/L	1.0	0.28	1		10/21/20 20:36	78-87-5	
1,3,5-Trimethylbenzene	**<0.87**	ug/L	2.9	0.87	1		10/21/20 20:36	108-67-8	
1,3-Dichlorobenzene	**<0.63**	ug/L	2.1	0.63	1		10/21/20 20:36	541-73-1	
1,3-Dichloropropane	**<0.83**	ug/L	2.8	0.83	1		10/21/20 20:36	142-28-9	
1,4-Dichlorobenzene	**<0.94**	ug/L	3.1	0.94	1		10/21/20 20:36	106-46-7	
2,2-Dichloropropane	**<2.3**	ug/L	7.6	2.3	1		10/21/20 20:36	594-20-7	
2-Butanone (MEK)	**<2.9**	ug/L	20.0	2.9	1		10/21/20 20:36	78-93-3	
2-Chlorotoluene	**<0.93**	ug/L	5.0	0.93	1		10/21/20 20:36	95-49-8	
2-Hexanone	**<5.2**	ug/L	17.4	5.2	1		10/21/20 20:36	591-78-6	
4-Chlorotoluene	**<0.76**	ug/L	2.5	0.76	1		10/21/20 20:36	106-43-4	
4-Methyl-2-pentanone (MIBK)	**<4.6**	ug/L	15.5	4.6	1		10/21/20 20:36	108-10-1	
Acetone	**<2.7**	ug/L	20.0	2.7	1		10/21/20 20:36	67-64-1	
Benzene	**<0.25**	ug/L	1.0	0.25	1		10/21/20 20:36	71-43-2	
Bromobenzene	**<0.24**	ug/L	1.0	0.24	1		10/21/20 20:36	108-86-1	
Bromochloromethane	**<0.36**	ug/L	5.0	0.36	1		10/21/20 20:36	74-97-5	
Bromodichloromethane	**<0.36**	ug/L	1.2	0.36	1		10/21/20 20:36	75-27-4	
Bromoform	**<4.0**	ug/L	13.2	4.0	1		10/21/20 20:36	75-25-2	
Bromomethane	**<0.97**	ug/L	5.0	0.97	1		10/21/20 20:36	74-83-9	
Carbon disulfide	**<0.45**	ug/L	1.5	0.45	1		10/21/20 20:36	75-15-0	
Carbon tetrachloride	**<1.1**	ug/L	3.6	1.1	1		10/21/20 20:36	56-23-5	
Chlorobenzene	**<0.71**	ug/L	2.4	0.71	1		10/21/20 20:36	108-90-7	
Chloroethane	**<1.3**	ug/L	5.0	1.3	1		10/21/20 20:36	75-00-3	
Chloroform	**<1.3**	ug/L	5.0	1.3	1		10/21/20 20:36	67-66-3	
Chloromethane	**<2.2**	ug/L	7.3	2.2	1		10/21/20 20:36	74-87-3	
Dibromochloromethane	**<2.6**	ug/L	8.7	2.6	1		10/21/20 20:36	124-48-1	
Dibromomethane	**<0.94**	ug/L	3.1	0.94	1		10/21/20 20:36	74-95-3	
Dichlorodifluoromethane	**<0.50**	ug/L	5.0	0.50	1		10/21/20 20:36	75-71-8	
Diisopropyl ether	**<1.9**	ug/L	6.3	1.9	1		10/21/20 20:36	108-20-3	
Ethylbenzene	**<0.32**	ug/L	1.1	0.32	1		10/21/20 20:36	100-41-4	

REPORT OF LABORATORY ANALYSIS

This report shall not be reproduced, except in full,
without the written consent of Pace Analytical Services, LLC.

Pace Analytical Services, LLC
1241 Bellevue Street - Suite 9
Green Bay, WI 54302
(920)469-2436

ANALYTICAL RESULTS

Project: A204226 MADISON KIPP CORP.
Pace Project No.: 40216646

Sample: MP-14 (170-178) **Lab ID: 40216646013** Collected: 10/13/20 10:20 Received: 10/16/20 10:00 Matrix: Water

Parameters	Results	Units	LOQ	LOD	DF	Prepared	Analyzed	CAS No.	Qual
8260 MSV	Analytical Method: EPA 8260 Pace Analytical Services - Green Bay								
Hexachloro-1,3-butadiene	**<1.5**	ug/L	4.9	1.5	1		10/21/20 20:36	87-68-3	
Isopropylbenzene (Cumene)	**<1.7**	ug/L	5.6	1.7	1		10/21/20 20:36	98-82-8	
Methyl-tert-butyl ether	**<1.2**	ug/L	4.2	1.2	1		10/21/20 20:36	1634-04-4	
Methylene Chloride	**<0.58**	ug/L	5.0	0.58	1		10/21/20 20:36	75-09-2	
Naphthalene	**<1.2**	ug/L	5.0	1.2	1		10/21/20 20:36	91-20-3	
Styrene	**<3.0**	ug/L	10.0	3.0	1		10/21/20 20:36	100-42-5	
Tetrachloroethene	**531**	ug/L	21.8	6.5	20		10/24/20 13:57	127-18-4	
Tetrahydrofuran	**<2.3**	ug/L	20.0	2.3	1		10/21/20 20:36	109-99-9	
Toluene	**<0.27**	ug/L	1.0	0.27	1		10/21/20 20:36	108-88-3	
Trichloroethene	**49.0**	ug/L	1.0	0.26	1		10/21/20 20:36	79-01-6	
Trichlorofluoromethane	**<0.21**	ug/L	1.0	0.21	1		10/21/20 20:36	75-69-4	
Vinyl chloride	**<0.17**	ug/L	1.0	0.17	1		10/21/20 20:36	75-01-4	
Xylene (Total)	**<1.5**	ug/L	3.0	1.5	1		10/21/20 20:36	1330-20-7	
cis-1,2-Dichloroethene	**22.0**	ug/L	1.0	0.27	1		10/21/20 20:36	156-59-2	
cis-1,3-Dichloropropene	**<3.6**	ug/L	12.1	3.6	1		10/21/20 20:36	10061-01-5	
m&p-Xylene	**<0.47**	ug/L	2.0	0.47	1		10/21/20 20:36	179601-23-1	
n-Butylbenzene	**<0.71**	ug/L	2.4	0.71	1		10/21/20 20:36	104-51-8	
n-Hexane	**<1.7**	ug/L	5.7	1.7	1		10/21/20 20:36	110-54-3	
n-Propylbenzene	**<0.81**	ug/L	5.0	0.81	1		10/21/20 20:36	103-65-1	
o-Xylene	**<0.26**	ug/L	1.0	0.26	1		10/21/20 20:36	95-47-6	
p-Isopropyltoluene	**<0.80**	ug/L	2.7	0.80	1		10/21/20 20:36	99-87-6	
sec-Butylbenzene	**<0.85**	ug/L	5.0	0.85	1		10/21/20 20:36	135-98-8	
tert-Butylbenzene	**<0.30**	ug/L	1.0	0.30	1		10/21/20 20:36	98-06-6	
trans-1,2-Dichloroethene	**<0.46**	ug/L	1.5	0.46	1		10/21/20 20:36	156-60-5	
trans-1,3-Dichloropropene	**<4.4**	ug/L	14.6	4.4	1		10/21/20 20:36	10061-02-6	
Surrogates									
4-Bromofluorobenzene (S)	96	%	70-130		1		10/21/20 20:36	460-00-4	
Dibromofluoromethane (S)	102	%	70-130		1		10/21/20 20:36	1868-53-7	
Toluene-d8 (S)	100	%	70-130		1		10/21/20 20:36	2037-26-5	

REPORT OF LABORATORY ANALYSIS

This report shall not be reproduced, except in full,
without the written consent of Pace Analytical Services, LLC.

Pace Analytical Services, LLC
1241 Bellevue Street - Suite 9
Green Bay, WI 54302
(920)469-2436

ANALYTICAL RESULTS

Project: A204226 MADISON KIPP CORP.
Pace Project No.: 40216646

Sample: MP-14 (135-140) **Lab ID: 40216646014** Collected: 10/13/20 10:55 Received: 10/16/20 10:00 Matrix: Water

Parameters	Results	Units	LOQ	LOD	DF	Prepared	Analyzed	CAS No.	Qual
8260 MSV	Analytical Method: EPA 8260 Pace Analytical Services - Green Bay								
1,1,1,2-Tetrachloroethane	**<0.27**	ug/L	1.0	0.27	1		10/21/20 20:58	630-20-6	
1,1,1-Trichloroethane	**<0.24**	ug/L	1.0	0.24	1		10/21/20 20:58	71-55-6	
1,1,2,2-Tetrachloroethane	**<0.28**	ug/L	1.0	0.28	1		10/21/20 20:58	79-34-5	
1,1,2-Trichloroethane	**<0.55**	ug/L	5.0	0.55	1		10/21/20 20:58	79-00-5	
1,1,2-Trichlorotrifluoroethane	**<0.54**	ug/L	5.0	0.54	1		10/21/20 20:58	76-13-1	
1,1-Dichloroethane	**<0.27**	ug/L	1.0	0.27	1		10/21/20 20:58	75-34-3	
1,1-Dichloroethene	**<0.24**	ug/L	1.0	0.24	1		10/21/20 20:58	75-35-4	
1,1-Dichloropropene	**<0.54**	ug/L	1.8	0.54	1		10/21/20 20:58	563-58-6	
1,2,3-Trichlorobenzene	**<2.2**	ug/L	7.4	2.2	1		10/21/20 20:58	87-61-6	
1,2,3-Trichloropropane	**<0.59**	ug/L	5.0	0.59	1		10/21/20 20:58	96-18-4	
1,2,4-Trichlorobenzene	**<0.95**	ug/L	5.0	0.95	1		10/21/20 20:58	120-82-1	
1,2,4-Trimethylbenzene	**<0.84**	ug/L	2.8	0.84	1		10/21/20 20:58	95-63-6	
1,2-Dibromo-3-chloropropane	**<1.8**	ug/L	5.9	1.8	1		10/21/20 20:58	96-12-8	
1,2-Dibromoethane (EDB)	**<0.83**	ug/L	2.8	0.83	1		10/21/20 20:58	106-93-4	
1,2-Dichlorobenzene	**<0.71**	ug/L	2.4	0.71	1		10/21/20 20:58	95-50-1	
1,2-Dichloroethane	**<0.28**	ug/L	1.0	0.28	1		10/21/20 20:58	107-06-2	
1,2-Dichloropropane	**<0.28**	ug/L	1.0	0.28	1		10/21/20 20:58	78-87-5	
1,3,5-Trimethylbenzene	**<0.87**	ug/L	2.9	0.87	1		10/21/20 20:58	108-67-8	
1,3-Dichlorobenzene	**<0.63**	ug/L	2.1	0.63	1		10/21/20 20:58	541-73-1	
1,3-Dichloropropane	**<0.83**	ug/L	2.8	0.83	1		10/21/20 20:58	142-28-9	
1,4-Dichlorobenzene	**<0.94**	ug/L	3.1	0.94	1		10/21/20 20:58	106-46-7	
2,2-Dichloropropane	**<2.3**	ug/L	7.6	2.3	1		10/21/20 20:58	594-20-7	
2-Butanone (MEK)	**<2.9**	ug/L	20.0	2.9	1		10/21/20 20:58	78-93-3	
2-Chlorotoluene	**<0.93**	ug/L	5.0	0.93	1		10/21/20 20:58	95-49-8	
2-Hexanone	**<5.2**	ug/L	17.4	5.2	1		10/21/20 20:58	591-78-6	
4-Chlorotoluene	**<0.76**	ug/L	2.5	0.76	1		10/21/20 20:58	106-43-4	
4-Methyl-2-pentanone (MIBK)	**<4.6**	ug/L	15.5	4.6	1		10/21/20 20:58	108-10-1	
Acetone	**<2.7**	ug/L	20.0	2.7	1		10/21/20 20:58	67-64-1	
Benzene	**<0.25**	ug/L	1.0	0.25	1		10/21/20 20:58	71-43-2	
Bromobenzene	**<0.24**	ug/L	1.0	0.24	1		10/21/20 20:58	108-86-1	
Bromochloromethane	**<0.36**	ug/L	5.0	0.36	1		10/21/20 20:58	74-97-5	
Bromodichloromethane	**<0.36**	ug/L	1.2	0.36	1		10/21/20 20:58	75-27-4	
Bromoform	**<4.0**	ug/L	13.2	4.0	1		10/21/20 20:58	75-25-2	
Bromomethane	**<0.97**	ug/L	5.0	0.97	1		10/21/20 20:58	74-83-9	
Carbon disulfide	**<0.45**	ug/L	1.5	0.45	1		10/21/20 20:58	75-15-0	
Carbon tetrachloride	**<1.1**	ug/L	3.6	1.1	1		10/21/20 20:58	56-23-5	
Chlorobenzene	**<0.71**	ug/L	2.4	0.71	1		10/21/20 20:58	108-90-7	
Chloroethane	**<1.3**	ug/L	5.0	1.3	1		10/21/20 20:58	75-00-3	
Chloroform	**<1.3**	ug/L	5.0	1.3	1		10/21/20 20:58	67-66-3	
Chloromethane	**<2.2**	ug/L	7.3	2.2	1		10/21/20 20:58	74-87-3	
Dibromochloromethane	**<2.6**	ug/L	8.7	2.6	1		10/21/20 20:58	124-48-1	
Dibromomethane	**<0.94**	ug/L	3.1	0.94	1		10/21/20 20:58	74-95-3	
Dichlorodifluoromethane	**<0.50**	ug/L	5.0	0.50	1		10/21/20 20:58	75-71-8	
Diisopropyl ether	**<1.9**	ug/L	6.3	1.9	1		10/21/20 20:58	108-20-3	
Ethylbenzene	**<0.32**	ug/L	1.1	0.32	1		10/21/20 20:58	100-41-4	

REPORT OF LABORATORY ANALYSIS

This report shall not be reproduced, except in full,
without the written consent of Pace Analytical Services, LLC.

Pace Analytical Services, LLC
1241 Bellevue Street - Suite 9
Green Bay, WI 54302
(920)469-2436

ANALYTICAL RESULTS

Project: A204226 MADISON KIPP CORP.
Pace Project No.: 40216646

Sample: MP-14 (135-140) **Lab ID: 40216646014** Collected: 10/13/20 10:55 Received: 10/16/20 10:00 Matrix: Water

Parameters	Results	Units	LOQ	LOD	DF	Prepared	Analyzed	CAS No.	Qual
8260 MSV	Analytical Method: EPA 8260 Pace Analytical Services - Green Bay								
Hexachloro-1,3-butadiene	**<1.5**	ug/L	4.9	1.5	1		10/21/20 20:58	87-68-3	
Isopropylbenzene (Cumene)	**<1.7**	ug/L	5.6	1.7	1		10/21/20 20:58	98-82-8	
Methyl-tert-butyl ether	**<1.2**	ug/L	4.2	1.2	1		10/21/20 20:58	1634-04-4	
Methylene Chloride	**<0.58**	ug/L	5.0	0.58	1		10/21/20 20:58	75-09-2	
Naphthalene	**<1.2**	ug/L	5.0	1.2	1		10/21/20 20:58	91-20-3	
Styrene	**<3.0**	ug/L	10.0	3.0	1		10/21/20 20:58	100-42-5	
Tetrachloroethene	**140**	ug/L	1.1	0.33	1		10/21/20 20:58	127-18-4	
Tetrahydrofuran	**<2.3**	ug/L	20.0	2.3	1		10/21/20 20:58	109-99-9	
Toluene	**<0.27**	ug/L	1.0	0.27	1		10/21/20 20:58	108-88-3	
Trichloroethene	**9.5**	ug/L	1.0	0.26	1		10/21/20 20:58	79-01-6	
Trichlorofluoromethane	**<0.21**	ug/L	1.0	0.21	1		10/21/20 20:58	75-69-4	
Vinyl chloride	**<0.17**	ug/L	1.0	0.17	1		10/21/20 20:58	75-01-4	
Xylene (Total)	**<1.5**	ug/L	3.0	1.5	1		10/21/20 20:58	1330-20-7	
cis-1,2-Dichloroethene	**4.7**	ug/L	1.0	0.27	1		10/21/20 20:58	156-59-2	
cis-1,3-Dichloropropene	**<3.6**	ug/L	12.1	3.6	1		10/21/20 20:58	10061-01-5	
m&p-Xylene	**<0.47**	ug/L	2.0	0.47	1		10/21/20 20:58	179601-23-1	
n-Butylbenzene	**<0.71**	ug/L	2.4	0.71	1		10/21/20 20:58	104-51-8	
n-Hexane	**<1.7**	ug/L	5.7	1.7	1		10/21/20 20:58	110-54-3	
n-Propylbenzene	**<0.81**	ug/L	5.0	0.81	1		10/21/20 20:58	103-65-1	
o-Xylene	**<0.26**	ug/L	1.0	0.26	1		10/21/20 20:58	95-47-6	
p-Isopropyltoluene	**<0.80**	ug/L	2.7	0.80	1		10/21/20 20:58	99-87-6	
sec-Butylbenzene	**<0.85**	ug/L	5.0	0.85	1		10/21/20 20:58	135-98-8	
tert-Butylbenzene	**<0.30**	ug/L	1.0	0.30	1		10/21/20 20:58	98-06-6	
trans-1,2-Dichloroethene	**<0.46**	ug/L	1.5	0.46	1		10/21/20 20:58	156-60-5	
trans-1,3-Dichloropropene	**<4.4**	ug/L	14.6	4.4	1		10/21/20 20:58	10061-02-6	
Surrogates									
4-Bromofluorobenzene (S)	97	%	70-130		1		10/21/20 20:58	460-00-4	
Dibromofluoromethane (S)	103	%	70-130		1		10/21/20 20:58	1868-53-7	
Toluene-d8 (S)	100	%	70-130		1		10/21/20 20:58	2037-26-5	

REPORT OF LABORATORY ANALYSIS

This report shall not be reproduced, except in full,
without the written consent of Pace Analytical Services, LLC.

Pace Analytical Services, LLC
1241 Bellevue Street - Suite 9
Green Bay, WI 54302
(920)469-2436

ANALYTICAL RESULTS

Project: A204226 MADISON KIPP CORP.
Pace Project No.: 40216646

Sample: MP-14 (100-105) **Lab ID: 40216646015** Collected: 10/13/20 11:15 Received: 10/16/20 10:00 Matrix: Water

Parameters	Results	Units	LOQ	LOD	DF	Prepared	Analyzed	CAS No.	Qual
8260 MSV	Analytical Method: EPA 8260 Pace Analytical Services - Green Bay								
1,1,1,2-Tetrachloroethane	**<0.27**	ug/L	1.0	0.27	1		10/22/20 08:55	630-20-6	
1,1,1-Trichloroethane	**<0.24**	ug/L	1.0	0.24	1		10/22/20 08:55	71-55-6	
1,1,2,2-Tetrachloroethane	**<0.28**	ug/L	1.0	0.28	1		10/22/20 08:55	79-34-5	
1,1,2-Trichloroethane	**<0.55**	ug/L	5.0	0.55	1		10/22/20 08:55	79-00-5	
1,1,2-Trichlorotrifluoroethane	**<0.54**	ug/L	5.0	0.54	1		10/22/20 08:55	76-13-1	
1,1-Dichloroethane	**<0.27**	ug/L	1.0	0.27	1		10/22/20 08:55	75-34-3	
1,1-Dichloroethene	**<0.24**	ug/L	1.0	0.24	1		10/22/20 08:55	75-35-4	
1,1-Dichloropropene	**<0.54**	ug/L	1.8	0.54	1		10/22/20 08:55	563-58-6	
1,2,3-Trichlorobenzene	**<2.2**	ug/L	7.4	2.2	1		10/22/20 08:55	87-61-6	
1,2,3-Trichloropropane	**<0.59**	ug/L	5.0	0.59	1		10/22/20 08:55	96-18-4	
1,2,4-Trichlorobenzene	**<0.95**	ug/L	5.0	0.95	1		10/22/20 08:55	120-82-1	
1,2,4-Trimethylbenzene	**<0.84**	ug/L	2.8	0.84	1		10/22/20 08:55	95-63-6	
1,2-Dibromo-3-chloropropane	**<1.8**	ug/L	5.9	1.8	1		10/22/20 08:55	96-12-8	
1,2-Dibromoethane (EDB)	**<0.83**	ug/L	2.8	0.83	1		10/22/20 08:55	106-93-4	
1,2-Dichlorobenzene	**<0.71**	ug/L	2.4	0.71	1		10/22/20 08:55	95-50-1	
1,2-Dichloroethane	**<0.28**	ug/L	1.0	0.28	1		10/22/20 08:55	107-06-2	
1,2-Dichloropropane	**<0.28**	ug/L	1.0	0.28	1		10/22/20 08:55	78-87-5	
1,3,5-Trimethylbenzene	**<0.87**	ug/L	2.9	0.87	1		10/22/20 08:55	108-67-8	
1,3-Dichlorobenzene	**<0.63**	ug/L	2.1	0.63	1		10/22/20 08:55	541-73-1	
1,3-Dichloropropane	**<0.83**	ug/L	2.8	0.83	1		10/22/20 08:55	142-28-9	
1,4-Dichlorobenzene	**<0.94**	ug/L	3.1	0.94	1		10/22/20 08:55	106-46-7	
2,2-Dichloropropane	**<2.3**	ug/L	7.6	2.3	1		10/22/20 08:55	594-20-7	
2-Butanone (MEK)	**<2.9**	ug/L	20.0	2.9	1		10/22/20 08:55	78-93-3	
2-Chlorotoluene	**<0.93**	ug/L	5.0	0.93	1		10/22/20 08:55	95-49-8	
2-Hexanone	**<5.2**	ug/L	17.4	5.2	1		10/22/20 08:55	591-78-6	
4-Chlorotoluene	**<0.76**	ug/L	2.5	0.76	1		10/22/20 08:55	106-43-4	
4-Methyl-2-pentanone (MIBK)	**<4.6**	ug/L	15.5	4.6	1		10/22/20 08:55	108-10-1	
Acetone	**6.2J**	ug/L	20.0	2.7	1		10/22/20 08:55	67-64-1	
Benzene	**<0.25**	ug/L	1.0	0.25	1		10/22/20 08:55	71-43-2	
Bromobenzene	**<0.24**	ug/L	1.0	0.24	1		10/22/20 08:55	108-86-1	
Bromochloromethane	**<0.36**	ug/L	5.0	0.36	1		10/22/20 08:55	74-97-5	
Bromodichloromethane	**<0.36**	ug/L	1.2	0.36	1		10/22/20 08:55	75-27-4	
Bromoform	**<4.0**	ug/L	13.2	4.0	1		10/22/20 08:55	75-25-2	
Bromomethane	**<0.97**	ug/L	5.0	0.97	1		10/22/20 08:55	74-83-9	
Carbon disulfide	**<0.45**	ug/L	1.5	0.45	1		10/22/20 08:55	75-15-0	
Carbon tetrachloride	**<1.1**	ug/L	3.6	1.1	1		10/22/20 08:55	56-23-5	
Chlorobenzene	**<0.71**	ug/L	2.4	0.71	1		10/22/20 08:55	108-90-7	
Chloroethane	**<1.3**	ug/L	5.0	1.3	1		10/22/20 08:55	75-00-3	
Chloroform	**<1.3**	ug/L	5.0	1.3	1		10/22/20 08:55	67-66-3	
Chloromethane	**<2.2**	ug/L	7.3	2.2	1		10/22/20 08:55	74-87-3	
Dibromochloromethane	**<2.6**	ug/L	8.7	2.6	1		10/22/20 08:55	124-48-1	
Dibromomethane	**<0.94**	ug/L	3.1	0.94	1		10/22/20 08:55	74-95-3	
Dichlorodifluoromethane	**<0.50**	ug/L	5.0	0.50	1		10/22/20 08:55	75-71-8	
Diisopropyl ether	**<1.9**	ug/L	6.3	1.9	1		10/22/20 08:55	108-20-3	
Ethylbenzene	**<0.32**	ug/L	1.1	0.32	1		10/22/20 08:55	100-41-4	

REPORT OF LABORATORY ANALYSIS

This report shall not be reproduced, except in full,
without the written consent of Pace Analytical Services, LLC.

Pace Analytical Services, LLC
1241 Bellevue Street - Suite 9
Green Bay, WI 54302
(920)469-2436

ANALYTICAL RESULTS

Project: A204226 MADISON KIPP CORP.
Pace Project No.: 40216646

Sample: MP-14 (100-105) **Lab ID: 40216646015** Collected: 10/13/20 11:15 Received: 10/16/20 10:00 Matrix: Water

Parameters	Results	Units	LOQ	LOD	DF	Prepared	Analyzed	CAS No.	Qual
8260 MSV	Analytical Method: EPA 8260 Pace Analytical Services - Green Bay								
Hexachloro-1,3-butadiene	**<1.5**	ug/L	4.9	1.5	1		10/22/20 08:55	87-68-3	
Isopropylbenzene (Cumene)	**<1.7**	ug/L	5.6	1.7	1		10/22/20 08:55	98-82-8	
Methyl-tert-butyl ether	**<1.2**	ug/L	4.2	1.2	1		10/22/20 08:55	1634-04-4	
Methylene Chloride	**<0.58**	ug/L	5.0	0.58	1		10/22/20 08:55	75-09-2	
Naphthalene	**<1.2**	ug/L	5.0	1.2	1		10/22/20 08:55	91-20-3	
Styrene	**<3.0**	ug/L	10.0	3.0	1		10/22/20 08:55	100-42-5	
Tetrachloroethene	**1.1**	ug/L	1.1	0.33	1		10/22/20 08:55	127-18-4	
Tetrahydrofuran	**<2.3**	ug/L	20.0	2.3	1		10/22/20 08:55	109-99-9	
Toluene	**<0.27**	ug/L	1.0	0.27	1		10/22/20 08:55	108-88-3	
Trichloroethene	**<0.26**	ug/L	1.0	0.26	1		10/22/20 08:55	79-01-6	
Trichlorofluoromethane	**<0.21**	ug/L	1.0	0.21	1		10/22/20 08:55	75-69-4	
Vinyl chloride	**<0.17**	ug/L	1.0	0.17	1		10/22/20 08:55	75-01-4	
Xylene (Total)	**<1.5**	ug/L	3.0	1.5	1		10/22/20 08:55	1330-20-7	
cis-1,2-Dichloroethene	**<0.27**	ug/L	1.0	0.27	1		10/22/20 08:55	156-59-2	
cis-1,3-Dichloropropene	**<3.6**	ug/L	12.1	3.6	1		10/22/20 08:55	10061-01-5	
m&p-Xylene	**<0.47**	ug/L	2.0	0.47	1		10/22/20 08:55	179601-23-1	
n-Butylbenzene	**<0.71**	ug/L	2.4	0.71	1		10/22/20 08:55	104-51-8	
n-Hexane	**<1.7**	ug/L	5.7	1.7	1		10/22/20 08:55	110-54-3	
n-Propylbenzene	**<0.81**	ug/L	5.0	0.81	1		10/22/20 08:55	103-65-1	
o-Xylene	**<0.26**	ug/L	1.0	0.26	1		10/22/20 08:55	95-47-6	
p-Isopropyltoluene	**<0.80**	ug/L	2.7	0.80	1		10/22/20 08:55	99-87-6	
sec-Butylbenzene	**<0.85**	ug/L	5.0	0.85	1		10/22/20 08:55	135-98-8	
tert-Butylbenzene	**<0.30**	ug/L	1.0	0.30	1		10/22/20 08:55	98-06-6	
trans-1,2-Dichloroethene	**<0.46**	ug/L	1.5	0.46	1		10/22/20 08:55	156-60-5	
trans-1,3-Dichloropropene	**<4.4**	ug/L	14.6	4.4	1		10/22/20 08:55	10061-02-6	
Surrogates									
4-Bromofluorobenzene (S)	96	%	70-130		1		10/22/20 08:55	460-00-4	
Dibromofluoromethane (S)	103	%	70-130		1		10/22/20 08:55	1868-53-7	
Toluene-d8 (S)	100	%	70-130		1		10/22/20 08:55	2037-26-5	

REPORT OF LABORATORY ANALYSIS

This report shall not be reproduced, except in full,
without the written consent of Pace Analytical Services, LLC.

Pace Analytical Services, LLC
1241 Bellevue Street - Suite 9
Green Bay, WI 54302
(920)469-2436

ANALYTICAL RESULTS

Project: A204226 MADISON KIPP CORP.
Pace Project No.: 40216646

Sample: MP-16 (175-179) **Lab ID: 40216646016** Collected: 10/13/20 12:15 Received: 10/16/20 10:00 Matrix: Water

Parameters	Results	Units	LOQ	LOD	DF	Prepared	Analyzed	CAS No.	Qual
8260 MSV	Analytical Method: EPA 8260 Pace Analytical Services - Green Bay								
1,1,1,2-Tetrachloroethane	**<0.27**	ug/L	1.0	0.27	1		10/21/20 21:43	630-20-6	
1,1,1-Trichloroethane	**<0.24**	ug/L	1.0	0.24	1		10/21/20 21:43	71-55-6	
1,1,2,2-Tetrachloroethane	**<0.28**	ug/L	1.0	0.28	1		10/21/20 21:43	79-34-5	
1,1,2-Trichloroethane	**<0.55**	ug/L	5.0	0.55	1		10/21/20 21:43	79-00-5	
1,1,2-Trichlorotrifluoroethane	**<0.54**	ug/L	5.0	0.54	1		10/21/20 21:43	76-13-1	
1,1-Dichloroethane	**<0.27**	ug/L	1.0	0.27	1		10/21/20 21:43	75-34-3	
1,1-Dichloroethene	**<0.24**	ug/L	1.0	0.24	1		10/21/20 21:43	75-35-4	
1,1-Dichloropropene	**<0.54**	ug/L	1.8	0.54	1		10/21/20 21:43	563-58-6	
1,2,3-Trichlorobenzene	**<2.2**	ug/L	7.4	2.2	1		10/21/20 21:43	87-61-6	
1,2,3-Trichloropropane	**<0.59**	ug/L	5.0	0.59	1		10/21/20 21:43	96-18-4	
1,2,4-Trichlorobenzene	**<0.95**	ug/L	5.0	0.95	1		10/21/20 21:43	120-82-1	
1,2,4-Trimethylbenzene	**<0.84**	ug/L	2.8	0.84	1		10/21/20 21:43	95-63-6	
1,2-Dibromo-3-chloropropane	**<1.8**	ug/L	5.9	1.8	1		10/21/20 21:43	96-12-8	
1,2-Dibromoethane (EDB)	**<0.83**	ug/L	2.8	0.83	1		10/21/20 21:43	106-93-4	
1,2-Dichlorobenzene	**<0.71**	ug/L	2.4	0.71	1		10/21/20 21:43	95-50-1	
1,2-Dichloroethane	**<0.28**	ug/L	1.0	0.28	1		10/21/20 21:43	107-06-2	
1,2-Dichloropropane	**<0.28**	ug/L	1.0	0.28	1		10/21/20 21:43	78-87-5	
1,3,5-Trimethylbenzene	**<0.87**	ug/L	2.9	0.87	1		10/21/20 21:43	108-67-8	
1,3-Dichlorobenzene	**<0.63**	ug/L	2.1	0.63	1		10/21/20 21:43	541-73-1	
1,3-Dichloropropane	**<0.83**	ug/L	2.8	0.83	1		10/21/20 21:43	142-28-9	
1,4-Dichlorobenzene	**<0.94**	ug/L	3.1	0.94	1		10/21/20 21:43	106-46-7	
2,2-Dichloropropane	**<2.3**	ug/L	7.6	2.3	1		10/21/20 21:43	594-20-7	
2-Butanone (MEK)	**<2.9**	ug/L	20.0	2.9	1		10/21/20 21:43	78-93-3	
2-Chlorotoluene	**<0.93**	ug/L	5.0	0.93	1		10/21/20 21:43	95-49-8	
2-Hexanone	**<5.2**	ug/L	17.4	5.2	1		10/21/20 21:43	591-78-6	
4-Chlorotoluene	**<0.76**	ug/L	2.5	0.76	1		10/21/20 21:43	106-43-4	
4-Methyl-2-pentanone (MIBK)	**<4.6**	ug/L	15.5	4.6	1		10/21/20 21:43	108-10-1	
Acetone	**<2.7**	ug/L	20.0	2.7	1		10/21/20 21:43	67-64-1	
Benzene	**<0.25**	ug/L	1.0	0.25	1		10/21/20 21:43	71-43-2	
Bromobenzene	**<0.24**	ug/L	1.0	0.24	1		10/21/20 21:43	108-86-1	
Bromochloromethane	**<0.36**	ug/L	5.0	0.36	1		10/21/20 21:43	74-97-5	
Bromodichloromethane	**<0.36**	ug/L	1.2	0.36	1		10/21/20 21:43	75-27-4	
Bromoform	**<4.0**	ug/L	13.2	4.0	1		10/21/20 21:43	75-25-2	
Bromomethane	**<0.97**	ug/L	5.0	0.97	1		10/21/20 21:43	74-83-9	
Carbon disulfide	**<0.45**	ug/L	1.5	0.45	1		10/21/20 21:43	75-15-0	
Carbon tetrachloride	**<1.1**	ug/L	3.6	1.1	1		10/21/20 21:43	56-23-5	
Chlorobenzene	**<0.71**	ug/L	2.4	0.71	1		10/21/20 21:43	108-90-7	
Chloroethane	**<1.3**	ug/L	5.0	1.3	1		10/21/20 21:43	75-00-3	
Chloroform	**<1.3**	ug/L	5.0	1.3	1		10/21/20 21:43	67-66-3	
Chloromethane	**<2.2**	ug/L	7.3	2.2	1		10/21/20 21:43	74-87-3	
Dibromochloromethane	**<2.6**	ug/L	8.7	2.6	1		10/21/20 21:43	124-48-1	
Dibromomethane	**<0.94**	ug/L	3.1	0.94	1		10/21/20 21:43	74-95-3	
Dichlorodifluoromethane	**<0.50**	ug/L	5.0	0.50	1		10/21/20 21:43	75-71-8	
Diisopropyl ether	**<1.9**	ug/L	6.3	1.9	1		10/21/20 21:43	108-20-3	
Ethylbenzene	**<0.32**	ug/L	1.1	0.32	1		10/21/20 21:43	100-41-4	

This report shall not be reproduced, except in full,
without the written consent of Pace Analytical Services, LLC.

Pace Analytical Services, LLC
1241 Bellevue Street - Suite 9
Green Bay, WI 54302
(920)469-2436

ANALYTICAL RESULTS

Project: A204226 MADISON KIPP CORP.
Pace Project No.: 40216646

Sample: MP-16 (175-179) **Lab ID: 40216646016** Collected: 10/13/20 12:15 Received: 10/16/20 10:00 Matrix: Water

Parameters	Results	Units	LOQ	LOD	DF	Prepared	Analyzed	CAS No.	Qual
8260 MSV	Analytical Method: EPA 8260 Pace Analytical Services - Green Bay								
Hexachloro-1,3-butadiene	**<1.5**	ug/L	4.9	1.5	1		10/21/20 21:43	87-68-3	
Isopropylbenzene (Cumene)	**<1.7**	ug/L	5.6	1.7	1		10/21/20 21:43	98-82-8	
Methyl-tert-butyl ether	**<1.2**	ug/L	4.2	1.2	1		10/21/20 21:43	1634-04-4	
Methylene Chloride	**<0.58**	ug/L	5.0	0.58	1		10/21/20 21:43	75-09-2	
Naphthalene	**<1.2**	ug/L	5.0	1.2	1		10/21/20 21:43	91-20-3	
Styrene	**<3.0**	ug/L	10.0	3.0	1		10/21/20 21:43	100-42-5	
Tetrachloroethene	**11.2**	ug/L	1.1	0.33	1		10/21/20 21:43	127-18-4	
Tetrahydrofuran	**<2.3**	ug/L	20.0	2.3	1		10/21/20 21:43	109-99-9	
Toluene	**<0.27**	ug/L	1.0	0.27	1		10/21/20 21:43	108-88-3	
Trichloroethene	**1.8**	ug/L	1.0	0.26	1		10/21/20 21:43	79-01-6	
Trichlorofluoromethane	**<0.21**	ug/L	1.0	0.21	1		10/21/20 21:43	75-69-4	
Vinyl chloride	**<0.17**	ug/L	1.0	0.17	1		10/21/20 21:43	75-01-4	
Xylene (Total)	**<1.5**	ug/L	3.0	1.5	1		10/21/20 21:43	1330-20-7	
cis-1,2-Dichloroethene	**0.30J**	ug/L	1.0	0.27	1		10/21/20 21:43	156-59-2	
cis-1,3-Dichloropropene	**<3.6**	ug/L	12.1	3.6	1		10/21/20 21:43	10061-01-5	
m&p-Xylene	**<0.47**	ug/L	2.0	0.47	1		10/21/20 21:43	179601-23-1	
n-Butylbenzene	**<0.71**	ug/L	2.4	0.71	1		10/21/20 21:43	104-51-8	
n-Hexane	**<1.7**	ug/L	5.7	1.7	1		10/21/20 21:43	110-54-3	
n-Propylbenzene	**<0.81**	ug/L	5.0	0.81	1		10/21/20 21:43	103-65-1	
o-Xylene	**<0.26**	ug/L	1.0	0.26	1		10/21/20 21:43	95-47-6	
p-Isopropyltoluene	**<0.80**	ug/L	2.7	0.80	1		10/21/20 21:43	99-87-6	
sec-Butylbenzene	**<0.85**	ug/L	5.0	0.85	1		10/21/20 21:43	135-98-8	
tert-Butylbenzene	**<0.30**	ug/L	1.0	0.30	1		10/21/20 21:43	98-06-6	
trans-1,2-Dichloroethene	**<0.46**	ug/L	1.5	0.46	1		10/21/20 21:43	156-60-5	
trans-1,3-Dichloropropene	**<4.4**	ug/L	14.6	4.4	1		10/21/20 21:43	10061-02-6	
Surrogates									
4-Bromofluorobenzene (S)	96	%	70-130		1		10/21/20 21:43	460-00-4	
Dibromofluoromethane (S)	102	%	70-130		1		10/21/20 21:43	1868-53-7	
Toluene-d8 (S)	100	%	70-130		1		10/21/20 21:43	2037-26-5	

REPORT OF LABORATORY ANALYSIS

This report shall not be reproduced, except in full,
without the written consent of Pace Analytical Services, LLC.

Pace Analytical Services, LLC
1241 Bellevue Street - Suite 9
Green Bay, WI 54302
(920)469-2436

ANALYTICAL RESULTS

Project: A204226 MADISON KIPP CORP.
Pace Project No.: 40216646

Sample: MP-16 (140-144) **Lab ID: 40216646017** Collected: 10/13/20 12:35 Received: 10/16/20 10:00 Matrix: Water

Parameters	Results	Units	LOQ	LOD	DF	Prepared	Analyzed	CAS No.	Qual
8260 MSV	Analytical Method: EPA 8260 Pace Analytical Services - Green Bay								
1,1,1,2-Tetrachloroethane	**<0.27**	ug/L	1.0	0.27	1		10/21/20 22:06	630-20-6	
1,1,1-Trichloroethane	**<0.24**	ug/L	1.0	0.24	1		10/21/20 22:06	71-55-6	
1,1,2,2-Tetrachloroethane	**<0.28**	ug/L	1.0	0.28	1		10/21/20 22:06	79-34-5	
1,1,2-Trichloroethane	**<0.55**	ug/L	5.0	0.55	1		10/21/20 22:06	79-00-5	
1,1,2-Trichlorotrifluoroethane	**<0.54**	ug/L	5.0	0.54	1		10/21/20 22:06	76-13-1	
1,1-Dichloroethane	**<0.27**	ug/L	1.0	0.27	1		10/21/20 22:06	75-34-3	
1,1-Dichloroethene	**<0.24**	ug/L	1.0	0.24	1		10/21/20 22:06	75-35-4	
1,1-Dichloropropene	**<0.54**	ug/L	1.8	0.54	1		10/21/20 22:06	563-58-6	
1,2,3-Trichlorobenzene	**<2.2**	ug/L	7.4	2.2	1		10/21/20 22:06	87-61-6	
1,2,3-Trichloropropane	**<0.59**	ug/L	5.0	0.59	1		10/21/20 22:06	96-18-4	
1,2,4-Trichlorobenzene	**<0.95**	ug/L	5.0	0.95	1		10/21/20 22:06	120-82-1	
1,2,4-Trimethylbenzene	**<0.84**	ug/L	2.8	0.84	1		10/21/20 22:06	95-63-6	
1,2-Dibromo-3-chloropropane	**<1.8**	ug/L	5.9	1.8	1		10/21/20 22:06	96-12-8	
1,2-Dibromoethane (EDB)	**<0.83**	ug/L	2.8	0.83	1		10/21/20 22:06	106-93-4	
1,2-Dichlorobenzene	**<0.71**	ug/L	2.4	0.71	1		10/21/20 22:06	95-50-1	
1,2-Dichloroethane	**<0.28**	ug/L	1.0	0.28	1		10/21/20 22:06	107-06-2	
1,2-Dichloropropane	**<0.28**	ug/L	1.0	0.28	1		10/21/20 22:06	78-87-5	
1,3,5-Trimethylbenzene	**<0.87**	ug/L	2.9	0.87	1		10/21/20 22:06	108-67-8	
1,3-Dichlorobenzene	**<0.63**	ug/L	2.1	0.63	1		10/21/20 22:06	541-73-1	
1,3-Dichloropropane	**<0.83**	ug/L	2.8	0.83	1		10/21/20 22:06	142-28-9	
1,4-Dichlorobenzene	**<0.94**	ug/L	3.1	0.94	1		10/21/20 22:06	106-46-7	
2,2-Dichloropropane	**<2.3**	ug/L	7.6	2.3	1		10/21/20 22:06	594-20-7	
2-Butanone (MEK)	**<2.9**	ug/L	20.0	2.9	1		10/21/20 22:06	78-93-3	
2-Chlorotoluene	**<0.93**	ug/L	5.0	0.93	1		10/21/20 22:06	95-49-8	
2-Hexanone	**<5.2**	ug/L	17.4	5.2	1		10/21/20 22:06	591-78-6	
4-Chlorotoluene	**<0.76**	ug/L	2.5	0.76	1		10/21/20 22:06	106-43-4	
4-Methyl-2-pentanone (MIBK)	**<4.6**	ug/L	15.5	4.6	1		10/21/20 22:06	108-10-1	
Acetone	**<2.7**	ug/L	20.0	2.7	1		10/21/20 22:06	67-64-1	
Benzene	**<0.25**	ug/L	1.0	0.25	1		10/21/20 22:06	71-43-2	
Bromobenzene	**<0.24**	ug/L	1.0	0.24	1		10/21/20 22:06	108-86-1	
Bromochloromethane	**<0.36**	ug/L	5.0	0.36	1		10/21/20 22:06	74-97-5	
Bromodichloromethane	**<0.36**	ug/L	1.2	0.36	1		10/21/20 22:06	75-27-4	
Bromoform	**<4.0**	ug/L	13.2	4.0	1		10/21/20 22:06	75-25-2	
Bromomethane	**<0.97**	ug/L	5.0	0.97	1		10/21/20 22:06	74-83-9	
Carbon disulfide	**<0.45**	ug/L	1.5	0.45	1		10/21/20 22:06	75-15-0	
Carbon tetrachloride	**<1.1**	ug/L	3.6	1.1	1		10/21/20 22:06	56-23-5	
Chlorobenzene	**<0.71**	ug/L	2.4	0.71	1		10/21/20 22:06	108-90-7	
Chloroethane	**<1.3**	ug/L	5.0	1.3	1		10/21/20 22:06	75-00-3	
Chloroform	**<1.3**	ug/L	5.0	1.3	1		10/21/20 22:06	67-66-3	
Chloromethane	**<2.2**	ug/L	7.3	2.2	1		10/21/20 22:06	74-87-3	
Dibromochloromethane	**<2.6**	ug/L	8.7	2.6	1		10/21/20 22:06	124-48-1	
Dibromomethane	**<0.94**	ug/L	3.1	0.94	1		10/21/20 22:06	74-95-3	
Dichlorodifluoromethane	**<0.50**	ug/L	5.0	0.50	1		10/21/20 22:06	75-71-8	
Diisopropyl ether	**<1.9**	ug/L	6.3	1.9	1		10/21/20 22:06	108-20-3	
Ethylbenzene	**<0.32**	ug/L	1.1	0.32	1		10/21/20 22:06	100-41-4	

REPORT OF LABORATORY ANALYSIS

This report shall not be reproduced, except in full,
without the written consent of Pace Analytical Services, LLC.

Pace Analytical Services, LLC
1241 Bellevue Street - Suite 9
Green Bay, WI 54302
(920)469-2436

ANALYTICAL RESULTS

Project: A204226 MADISON KIPP CORP.
Pace Project No.: 40216646

Sample: MP-16 (140-144) **Lab ID: 40216646017** Collected: 10/13/20 12:35 Received: 10/16/20 10:00 Matrix: Water

Parameters	Results	Units	LOQ	LOD	DF	Prepared	Analyzed	CAS No.	Qual
8260 MSV	Analytical Method: EPA 8260 Pace Analytical Services - Green Bay								
Hexachloro-1,3-butadiene	**<1.5**	ug/L	4.9	1.5	1		10/21/20 22:06	87-68-3	
Isopropylbenzene (Cumene)	**<1.7**	ug/L	5.6	1.7	1		10/21/20 22:06	98-82-8	
Methyl-tert-butyl ether	**<1.2**	ug/L	4.2	1.2	1		10/21/20 22:06	1634-04-4	
Methylene Chloride	**<0.58**	ug/L	5.0	0.58	1		10/21/20 22:06	75-09-2	
Naphthalene	**<1.2**	ug/L	5.0	1.2	1		10/21/20 22:06	91-20-3	
Styrene	**<3.0**	ug/L	10.0	3.0	1		10/21/20 22:06	100-42-5	
Tetrachloroethene	**62.7**	ug/L	1.1	0.33	1		10/21/20 22:06	127-18-4	
Tetrahydrofuran	**<2.3**	ug/L	20.0	2.3	1		10/21/20 22:06	109-99-9	
Toluene	**<0.27**	ug/L	1.0	0.27	1		10/21/20 22:06	108-88-3	
Trichloroethene	**12.7**	ug/L	1.0	0.26	1		10/21/20 22:06	79-01-6	
Trichlorofluoromethane	**<0.21**	ug/L	1.0	0.21	1		10/21/20 22:06	75-69-4	
Vinyl chloride	**<0.17**	ug/L	1.0	0.17	1		10/21/20 22:06	75-01-4	
Xylene (Total)	**<1.5**	ug/L	3.0	1.5	1		10/21/20 22:06	1330-20-7	
cis-1,2-Dichloroethene	**3.6**	ug/L	1.0	0.27	1		10/21/20 22:06	156-59-2	
cis-1,3-Dichloropropene	**<3.6**	ug/L	12.1	3.6	1		10/21/20 22:06	10061-01-5	
m&p-Xylene	**<0.47**	ug/L	2.0	0.47	1		10/21/20 22:06	179601-23-1	
n-Butylbenzene	**<0.71**	ug/L	2.4	0.71	1		10/21/20 22:06	104-51-8	
n-Hexane	**<1.7**	ug/L	5.7	1.7	1		10/21/20 22:06	110-54-3	
n-Propylbenzene	**<0.81**	ug/L	5.0	0.81	1		10/21/20 22:06	103-65-1	
o-Xylene	**<0.26**	ug/L	1.0	0.26	1		10/21/20 22:06	95-47-6	
p-Isopropyltoluene	**<0.80**	ug/L	2.7	0.80	1		10/21/20 22:06	99-87-6	
sec-Butylbenzene	**<0.85**	ug/L	5.0	0.85	1		10/21/20 22:06	135-98-8	
tert-Butylbenzene	**<0.30**	ug/L	1.0	0.30	1		10/21/20 22:06	98-06-6	
trans-1,2-Dichloroethene	**<0.46**	ug/L	1.5	0.46	1		10/21/20 22:06	156-60-5	
trans-1,3-Dichloropropene	**<4.4**	ug/L	14.6	4.4	1		10/21/20 22:06	10061-02-6	
Surrogates									
4-Bromofluorobenzene (S)	97	%	70-130		1		10/21/20 22:06	460-00-4	
Dibromofluoromethane (S)	101	%	70-130		1		10/21/20 22:06	1868-53-7	
Toluene-d8 (S)	99	%	70-130		1		10/21/20 22:06	2037-26-5	

REPORT OF LABORATORY ANALYSIS

This report shall not be reproduced, except in full,
without the written consent of Pace Analytical Services, LLC.

Pace Analytical Services, LLC
1241 Bellevue Street - Suite 9
Green Bay, WI 54302
(920)469-2436

ANALYTICAL RESULTS

Project: A204226 MADISON KIPP CORP.
Pace Project No.: 40216646

Sample: MP-16 (106-116) **Lab ID: 40216646018** Collected: 10/13/20 13:15 Received: 10/16/20 10:00 Matrix: Water

Parameters	Results	Units	LOQ	LOD	DF	Prepared	Analyzed	CAS No.	Qual
8260 MSV	Analytical Method: EPA 8260 Pace Analytical Services - Green Bay								
1,1,1,2-Tetrachloroethane	**<0.27**	ug/L	1.0	0.27	1		10/21/20 22:28	630-20-6	
1,1,1-Trichloroethane	**<0.24**	ug/L	1.0	0.24	1		10/21/20 22:28	71-55-6	
1,1,2,2-Tetrachloroethane	**<0.28**	ug/L	1.0	0.28	1		10/21/20 22:28	79-34-5	
1,1,2-Trichloroethane	**<0.55**	ug/L	5.0	0.55	1		10/21/20 22:28	79-00-5	
1,1,2-Trichlorotrifluoroethane	**<0.54**	ug/L	5.0	0.54	1		10/21/20 22:28	76-13-1	
1,1-Dichloroethane	**<0.27**	ug/L	1.0	0.27	1		10/21/20 22:28	75-34-3	
1,1-Dichloroethene	**<0.24**	ug/L	1.0	0.24	1		10/21/20 22:28	75-35-4	
1,1-Dichloropropene	**<0.54**	ug/L	1.8	0.54	1		10/21/20 22:28	563-58-6	
1,2,3-Trichlorobenzene	**<2.2**	ug/L	7.4	2.2	1		10/21/20 22:28	87-61-6	
1,2,3-Trichloropropane	**<0.59**	ug/L	5.0	0.59	1		10/21/20 22:28	96-18-4	
1,2,4-Trichlorobenzene	**<0.95**	ug/L	5.0	0.95	1		10/21/20 22:28	120-82-1	
1,2,4-Trimethylbenzene	**<0.84**	ug/L	2.8	0.84	1		10/21/20 22:28	95-63-6	
1,2-Dibromo-3-chloropropane	**<1.8**	ug/L	5.9	1.8	1		10/21/20 22:28	96-12-8	
1,2-Dibromoethane (EDB)	**<0.83**	ug/L	2.8	0.83	1		10/21/20 22:28	106-93-4	
1,2-Dichlorobenzene	**<0.71**	ug/L	2.4	0.71	1		10/21/20 22:28	95-50-1	
1,2-Dichloroethane	**<0.28**	ug/L	1.0	0.28	1		10/21/20 22:28	107-06-2	
1,2-Dichloropropane	**<0.28**	ug/L	1.0	0.28	1		10/21/20 22:28	78-87-5	
1,3,5-Trimethylbenzene	**<0.87**	ug/L	2.9	0.87	1		10/21/20 22:28	108-67-8	
1,3-Dichlorobenzene	**<0.63**	ug/L	2.1	0.63	1		10/21/20 22:28	541-73-1	
1,3-Dichloropropane	**<0.83**	ug/L	2.8	0.83	1		10/21/20 22:28	142-28-9	
1,4-Dichlorobenzene	**<0.94**	ug/L	3.1	0.94	1		10/21/20 22:28	106-46-7	
2,2-Dichloropropane	**<2.3**	ug/L	7.6	2.3	1		10/21/20 22:28	594-20-7	
2-Butanone (MEK)	**<2.9**	ug/L	20.0	2.9	1		10/21/20 22:28	78-93-3	
2-Chlorotoluene	**<0.93**	ug/L	5.0	0.93	1		10/21/20 22:28	95-49-8	
2-Hexanone	**<5.2**	ug/L	17.4	5.2	1		10/21/20 22:28	591-78-6	
4-Chlorotoluene	**<0.76**	ug/L	2.5	0.76	1		10/21/20 22:28	106-43-4	
4-Methyl-2-pentanone (MIBK)	**<4.6**	ug/L	15.5	4.6	1		10/21/20 22:28	108-10-1	
Acetone	**<2.7**	ug/L	20.0	2.7	1		10/21/20 22:28	67-64-1	
Benzene	**<0.25**	ug/L	1.0	0.25	1		10/21/20 22:28	71-43-2	
Bromobenzene	**<0.24**	ug/L	1.0	0.24	1		10/21/20 22:28	108-86-1	
Bromochloromethane	**<0.36**	ug/L	5.0	0.36	1		10/21/20 22:28	74-97-5	
Bromodichloromethane	**<0.36**	ug/L	1.2	0.36	1		10/21/20 22:28	75-27-4	
Bromoform	**<4.0**	ug/L	13.2	4.0	1		10/21/20 22:28	75-25-2	
Bromomethane	**<0.97**	ug/L	5.0	0.97	1		10/21/20 22:28	74-83-9	
Carbon disulfide	**<0.45**	ug/L	1.5	0.45	1		10/21/20 22:28	75-15-0	
Carbon tetrachloride	**<1.1**	ug/L	3.6	1.1	1		10/21/20 22:28	56-23-5	
Chlorobenzene	**<0.71**	ug/L	2.4	0.71	1		10/21/20 22:28	108-90-7	
Chloroethane	**<1.3**	ug/L	5.0	1.3	1		10/21/20 22:28	75-00-3	
Chloroform	**<1.3**	ug/L	5.0	1.3	1		10/21/20 22:28	67-66-3	
Chloromethane	**<2.2**	ug/L	7.3	2.2	1		10/21/20 22:28	74-87-3	
Dibromochloromethane	**<2.6**	ug/L	8.7	2.6	1		10/21/20 22:28	124-48-1	
Dibromomethane	**<0.94**	ug/L	3.1	0.94	1		10/21/20 22:28	74-95-3	
Dichlorodifluoromethane	**<0.50**	ug/L	5.0	0.50	1		10/21/20 22:28	75-71-8	
Diisopropyl ether	**<1.9**	ug/L	6.3	1.9	1		10/21/20 22:28	108-20-3	
Ethylbenzene	**<0.32**	ug/L	1.1	0.32	1		10/21/20 22:28	100-41-4	

REPORT OF LABORATORY ANALYSIS

This report shall not be reproduced, except in full,
without the written consent of Pace Analytical Services, LLC.

Pace Analytical Services, LLC
1241 Bellevue Street - Suite 9
Green Bay, WI 54302
(920)469-2436

ANALYTICAL RESULTS

Project: A204226 MADISON KIPP CORP.
Pace Project No.: 40216646

Sample: MP-16 (106-116) **Lab ID: 40216646018** Collected: 10/13/20 13:15 Received: 10/16/20 10:00 Matrix: Water

Parameters	Results	Units	LOQ	LOD	DF	Prepared	Analyzed	CAS No.	Qual
8260 MSV	Analytical Method: EPA 8260 Pace Analytical Services - Green Bay								
Hexachloro-1,3-butadiene	**<1.5**	ug/L	4.9	1.5	1		10/21/20 22:28	87-68-3	
Isopropylbenzene (Cumene)	**<1.7**	ug/L	5.6	1.7	1		10/21/20 22:28	98-82-8	
Methyl-tert-butyl ether	**<1.2**	ug/L	4.2	1.2	1		10/21/20 22:28	1634-04-4	
Methylene Chloride	**<0.58**	ug/L	5.0	0.58	1		10/21/20 22:28	75-09-2	
Naphthalene	**<1.2**	ug/L	5.0	1.2	1		10/21/20 22:28	91-20-3	
Styrene	**<3.0**	ug/L	10.0	3.0	1		10/21/20 22:28	100-42-5	
Tetrachloroethene	**62.6**	ug/L	1.1	0.33	1		10/21/20 22:28	127-18-4	
Tetrahydrofuran	**<2.3**	ug/L	20.0	2.3	1		10/21/20 22:28	109-99-9	
Toluene	**<0.27**	ug/L	1.0	0.27	1		10/21/20 22:28	108-88-3	
Trichloroethene	**9.0**	ug/L	1.0	0.26	1		10/21/20 22:28	79-01-6	
Trichlorofluoromethane	**<0.21**	ug/L	1.0	0.21	1		10/21/20 22:28	75-69-4	
Vinyl chloride	**<0.17**	ug/L	1.0	0.17	1		10/21/20 22:28	75-01-4	
Xylene (Total)	**<1.5**	ug/L	3.0	1.5	1		10/21/20 22:28	1330-20-7	
cis-1,2-Dichloroethene	**5.5**	ug/L	1.0	0.27	1		10/21/20 22:28	156-59-2	
cis-1,3-Dichloropropene	**<3.6**	ug/L	12.1	3.6	1		10/21/20 22:28	10061-01-5	
m&p-Xylene	**<0.47**	ug/L	2.0	0.47	1		10/21/20 22:28	179601-23-1	
n-Butylbenzene	**<0.71**	ug/L	2.4	0.71	1		10/21/20 22:28	104-51-8	
n-Hexane	**<1.7**	ug/L	5.7	1.7	1		10/21/20 22:28	110-54-3	
n-Propylbenzene	**<0.81**	ug/L	5.0	0.81	1		10/21/20 22:28	103-65-1	
o-Xylene	**<0.26**	ug/L	1.0	0.26	1		10/21/20 22:28	95-47-6	
p-Isopropyltoluene	**<0.80**	ug/L	2.7	0.80	1		10/21/20 22:28	99-87-6	
sec-Butylbenzene	**<0.85**	ug/L	5.0	0.85	1		10/21/20 22:28	135-98-8	
tert-Butylbenzene	**<0.30**	ug/L	1.0	0.30	1		10/21/20 22:28	98-06-6	
trans-1,2-Dichloroethene	**<0.46**	ug/L	1.5	0.46	1		10/21/20 22:28	156-60-5	
trans-1,3-Dichloropropene	**<4.4**	ug/L	14.6	4.4	1		10/21/20 22:28	10061-02-6	
Surrogates									
4-Bromofluorobenzene (S)	96	%	70-130		1		10/21/20 22:28	460-00-4	
Dibromofluoromethane (S)	102	%	70-130		1		10/21/20 22:28	1868-53-7	
Toluene-d8 (S)	99	%	70-130		1		10/21/20 22:28	2037-26-5	

REPORT OF LABORATORY ANALYSIS

This report shall not be reproduced, except in full,
without the written consent of Pace Analytical Services, LLC.

Pace Analytical Services, LLC
1241 Bellevue Street - Suite 9
Green Bay, WI 54302
(920)469-2436

ANALYTICAL RESULTS

Project: A204226 MADISON KIPP CORP.
Pace Project No.: 40216646

Sample: MW-25D2 **Lab ID: 40216646019** Collected: 10/13/20 15:51 Received: 10/16/20 10:00 Matrix: Water

Parameters	Results	Units	LOQ	LOD	DF	Prepared	Analyzed	CAS No.	Qual
8260 MSV	Analytical Method: EPA 8260 Pace Analytical Services - Green Bay								
1,1,1,2-Tetrachloroethane	**<0.27**	ug/L	1.0	0.27	1		10/22/20 09:29	630-20-6	
1,1,1-Trichloroethane	**<0.24**	ug/L	1.0	0.24	1		10/22/20 09:29	71-55-6	
1,1,2,2-Tetrachloroethane	**<0.28**	ug/L	1.0	0.28	1		10/22/20 09:29	79-34-5	
1,1,2-Trichloroethane	**<0.55**	ug/L	5.0	0.55	1		10/22/20 09:29	79-00-5	
1,1,2-Trichlorotrifluoroethane	**<0.54**	ug/L	5.0	0.54	1		10/22/20 09:29	76-13-1	
1,1-Dichloroethane	**<0.27**	ug/L	1.0	0.27	1		10/22/20 09:29	75-34-3	
1,1-Dichloroethene	**<0.24**	ug/L	1.0	0.24	1		10/22/20 09:29	75-35-4	
1,1-Dichloropropene	**<0.54**	ug/L	1.8	0.54	1		10/22/20 09:29	563-58-6	
1,2,3-Trichlorobenzene	**<2.2**	ug/L	7.4	2.2	1		10/22/20 09:29	87-61-6	
1,2,3-Trichloropropane	**<0.59**	ug/L	5.0	0.59	1		10/22/20 09:29	96-18-4	
1,2,4-Trichlorobenzene	**<0.95**	ug/L	5.0	0.95	1		10/22/20 09:29	120-82-1	
1,2,4-Trimethylbenzene	**<0.84**	ug/L	2.8	0.84	1		10/22/20 09:29	95-63-6	
1,2-Dibromo-3-chloropropane	**<1.8**	ug/L	5.9	1.8	1		10/22/20 09:29	96-12-8	
1,2-Dibromoethane (EDB)	**<0.83**	ug/L	2.8	0.83	1		10/22/20 09:29	106-93-4	
1,2-Dichlorobenzene	**<0.71**	ug/L	2.4	0.71	1		10/22/20 09:29	95-50-1	
1,2-Dichloroethane	**<0.28**	ug/L	1.0	0.28	1		10/22/20 09:29	107-06-2	
1,2-Dichloropropane	**<0.28**	ug/L	1.0	0.28	1		10/22/20 09:29	78-87-5	
1,3,5-Trimethylbenzene	**<0.87**	ug/L	2.9	0.87	1		10/22/20 09:29	108-67-8	
1,3-Dichlorobenzene	**<0.63**	ug/L	2.1	0.63	1		10/22/20 09:29	541-73-1	
1,3-Dichloropropane	**<0.83**	ug/L	2.8	0.83	1		10/22/20 09:29	142-28-9	
1,4-Dichlorobenzene	**<0.94**	ug/L	3.1	0.94	1		10/22/20 09:29	106-46-7	
2,2-Dichloropropane	**<2.3**	ug/L	7.6	2.3	1		10/22/20 09:29	594-20-7	
2-Butanone (MEK)	**<2.9**	ug/L	20.0	2.9	1		10/22/20 09:29	78-93-3	
2-Chlorotoluene	**<0.93**	ug/L	5.0	0.93	1		10/22/20 09:29	95-49-8	
2-Hexanone	**<5.2**	ug/L	17.4	5.2	1		10/22/20 09:29	591-78-6	
4-Chlorotoluene	**<0.76**	ug/L	2.5	0.76	1		10/22/20 09:29	106-43-4	
4-Methyl-2-pentanone (MIBK)	**<4.6**	ug/L	15.5	4.6	1		10/22/20 09:29	108-10-1	
Acetone	**<2.7**	ug/L	20.0	2.7	1		10/22/20 09:29	67-64-1	
Benzene	**<0.25**	ug/L	1.0	0.25	1		10/22/20 09:29	71-43-2	
Bromobenzene	**<0.24**	ug/L	1.0	0.24	1		10/22/20 09:29	108-86-1	
Bromochloromethane	**<0.36**	ug/L	5.0	0.36	1		10/22/20 09:29	74-97-5	
Bromodichloromethane	**<0.36**	ug/L	1.2	0.36	1		10/22/20 09:29	75-27-4	
Bromoform	**<4.0**	ug/L	13.2	4.0	1		10/22/20 09:29	75-25-2	
Bromomethane	**<0.97**	ug/L	5.0	0.97	1		10/22/20 09:29	74-83-9	
Carbon disulfide	**<0.45**	ug/L	1.5	0.45	1		10/22/20 09:29	75-15-0	
Carbon tetrachloride	**<1.1**	ug/L	3.6	1.1	1		10/22/20 09:29	56-23-5	
Chlorobenzene	**<0.71**	ug/L	2.4	0.71	1		10/22/20 09:29	108-90-7	
Chloroethane	**<1.3**	ug/L	5.0	1.3	1		10/22/20 09:29	75-00-3	
Chloroform	**<1.3**	ug/L	5.0	1.3	1		10/22/20 09:29	67-66-3	
Chloromethane	**<2.2**	ug/L	7.3	2.2	1		10/22/20 09:29	74-87-3	
Dibromochloromethane	**<2.6**	ug/L	8.7	2.6	1		10/22/20 09:29	124-48-1	
Dibromomethane	**<0.94**	ug/L	3.1	0.94	1		10/22/20 09:29	74-95-3	
Dichlorodifluoromethane	**<0.50**	ug/L	5.0	0.50	1		10/22/20 09:29	75-71-8	
Diisopropyl ether	**<1.9**	ug/L	6.3	1.9	1		10/22/20 09:29	108-20-3	
Ethylbenzene	**<0.32**	ug/L	1.1	0.32	1		10/22/20 09:29	100-41-4	

REPORT OF LABORATORY ANALYSIS

This report shall not be reproduced, except in full,
without the written consent of Pace Analytical Services, LLC.

Pace Analytical Services, LLC
1241 Bellevue Street - Suite 9
Green Bay, WI 54302
(920)469-2436

ANALYTICAL RESULTS

Project: A204226 MADISON KIPP CORP.
Pace Project No.: 40216646

Sample: MW-25D2 **Lab ID: 40216646019** Collected: 10/13/20 15:51 Received: 10/16/20 10:00 Matrix: Water

Parameters	Results	Units	LOQ	LOD	DF	Prepared	Analyzed	CAS No.	Qual
8260 MSV	Analytical Method: EPA 8260 Pace Analytical Services - Green Bay								
Hexachloro-1,3-butadiene	**<1.5**	ug/L	4.9	1.5	1		10/22/20 09:29	87-68-3	
Isopropylbenzene (Cumene)	**<1.7**	ug/L	5.6	1.7	1		10/22/20 09:29	98-82-8	
Methyl-tert-butyl ether	**<1.2**	ug/L	4.2	1.2	1		10/22/20 09:29	1634-04-4	
Methylene Chloride	**<0.58**	ug/L	5.0	0.58	1		10/22/20 09:29	75-09-2	
Naphthalene	**<1.2**	ug/L	5.0	1.2	1		10/22/20 09:29	91-20-3	
Styrene	**<3.0**	ug/L	10.0	3.0	1		10/22/20 09:29	100-42-5	
Tetrachloroethene	**<0.33**	ug/L	1.1	0.33	1		10/22/20 09:29	127-18-4	
Tetrahydrofuran	**<2.3**	ug/L	20.0	2.3	1		10/22/20 09:29	109-99-9	
Toluene	**<0.27**	ug/L	1.0	0.27	1		10/22/20 09:29	108-88-3	
Trichloroethene	**<0.26**	ug/L	1.0	0.26	1		10/22/20 09:29	79-01-6	
Trichlorofluoromethane	**<0.21**	ug/L	1.0	0.21	1		10/22/20 09:29	75-69-4	
Vinyl chloride	**<0.17**	ug/L	1.0	0.17	1		10/22/20 09:29	75-01-4	
Xylene (Total)	**<1.5**	ug/L	3.0	1.5	1		10/22/20 09:29	1330-20-7	
cis-1,2-Dichloroethene	**<0.27**	ug/L	1.0	0.27	1		10/22/20 09:29	156-59-2	
cis-1,3-Dichloropropene	**<3.6**	ug/L	12.1	3.6	1		10/22/20 09:29	10061-01-5	
m&p-Xylene	**<0.47**	ug/L	2.0	0.47	1		10/22/20 09:29	179601-23-1	
n-Butylbenzene	**<0.71**	ug/L	2.4	0.71	1		10/22/20 09:29	104-51-8	
n-Hexane	**<1.7**	ug/L	5.7	1.7	1		10/22/20 09:29	110-54-3	
n-Propylbenzene	**<0.81**	ug/L	5.0	0.81	1		10/22/20 09:29	103-65-1	
o-Xylene	**<0.26**	ug/L	1.0	0.26	1		10/22/20 09:29	95-47-6	
p-Isopropyltoluene	**<0.80**	ug/L	2.7	0.80	1		10/22/20 09:29	99-87-6	
sec-Butylbenzene	**<0.85**	ug/L	5.0	0.85	1		10/22/20 09:29	135-98-8	
tert-Butylbenzene	**<0.30**	ug/L	1.0	0.30	1		10/22/20 09:29	98-06-6	
trans-1,2-Dichloroethene	**<0.46**	ug/L	1.5	0.46	1		10/22/20 09:29	156-60-5	
trans-1,3-Dichloropropene	**<4.4**	ug/L	14.6	4.4	1		10/22/20 09:29	10061-02-6	
Surrogates									
4-Bromofluorobenzene (S)	97	%	70-130		1		10/22/20 09:29	460-00-4	
Dibromofluoromethane (S)	104	%	70-130		1		10/22/20 09:29	1868-53-7	
Toluene-d8 (S)	100	%	70-130		1		10/22/20 09:29	2037-26-5	

REPORT OF LABORATORY ANALYSIS

This report shall not be reproduced, except in full,
without the written consent of Pace Analytical Services, LLC.

Pace Analytical Services, LLC
1241 Bellevue Street - Suite 9
Green Bay, WI 54302
(920)469-2436

ANALYTICAL RESULTS

Project: A204226 MADISON KIPP CORP.
Pace Project No.: 40216646

Sample: MW-25D **Lab ID: 40216646020** Collected: 10/13/20 17:13 Received: 10/16/20 10:00 Matrix: Water

Parameters	Results	Units	LOQ	LOD	DF	Prepared	Analyzed	CAS No.	Qual
8260 MSV	Analytical Method: EPA 8260 Pace Analytical Services - Green Bay								
1,1,1,2-Tetrachloroethane	**<0.27**	ug/L	1.0	0.27	1		10/23/20 11:27	630-20-6	
1,1,1-Trichloroethane	**<0.24**	ug/L	1.0	0.24	1		10/23/20 11:27	71-55-6	
1,1,2,2-Tetrachloroethane	**<0.28**	ug/L	1.0	0.28	1		10/23/20 11:27	79-34-5	
1,1,2-Trichloroethane	**<0.55**	ug/L	5.0	0.55	1		10/23/20 11:27	79-00-5	
1,1,2-Trichlorotrifluoroethane	**<0.54**	ug/L	5.0	0.54	1		10/23/20 11:27	76-13-1	
1,1-Dichloroethane	**<0.27**	ug/L	1.0	0.27	1		10/23/20 11:27	75-34-3	
1,1-Dichloroethene	**<0.24**	ug/L	1.0	0.24	1		10/23/20 11:27	75-35-4	
1,1-Dichloropropene	**<0.54**	ug/L	1.8	0.54	1		10/23/20 11:27	563-58-6	
1,2,3-Trichlorobenzene	**<2.2**	ug/L	7.4	2.2	1		10/23/20 11:27	87-61-6	
1,2,3-Trichloropropane	**<0.59**	ug/L	5.0	0.59	1		10/23/20 11:27	96-18-4	
1,2,4-Trichlorobenzene	**<0.95**	ug/L	5.0	0.95	1		10/23/20 11:27	120-82-1	
1,2,4-Trimethylbenzene	**<0.84**	ug/L	2.8	0.84	1		10/23/20 11:27	95-63-6	
1,2-Dibromo-3-chloropropane	**<1.8**	ug/L	5.9	1.8	1		10/23/20 11:27	96-12-8	
1,2-Dibromoethane (EDB)	**<0.83**	ug/L	2.8	0.83	1		10/23/20 11:27	106-93-4	
1,2-Dichlorobenzene	**<0.71**	ug/L	2.4	0.71	1		10/23/20 11:27	95-50-1	
1,2-Dichloroethane	**<0.28**	ug/L	1.0	0.28	1		10/23/20 11:27	107-06-2	
1,2-Dichloropropane	**<0.28**	ug/L	1.0	0.28	1		10/23/20 11:27	78-87-5	
1,3,5-Trimethylbenzene	**<0.87**	ug/L	2.9	0.87	1		10/23/20 11:27	108-67-8	
1,3-Dichlorobenzene	**<0.63**	ug/L	2.1	0.63	1		10/23/20 11:27	541-73-1	
1,3-Dichloropropane	**<0.83**	ug/L	2.8	0.83	1		10/23/20 11:27	142-28-9	
1,4-Dichlorobenzene	**<0.94**	ug/L	3.1	0.94	1		10/23/20 11:27	106-46-7	
2,2-Dichloropropane	**<2.3**	ug/L	7.6	2.3	1		10/23/20 11:27	594-20-7	
2-Butanone (MEK)	**<2.9**	ug/L	20.0	2.9	1		10/23/20 11:27	78-93-3	
2-Chlorotoluene	**<0.93**	ug/L	5.0	0.93	1		10/23/20 11:27	95-49-8	
2-Hexanone	**<5.2**	ug/L	17.4	5.2	1		10/23/20 11:27	591-78-6	
4-Chlorotoluene	**<0.76**	ug/L	2.5	0.76	1		10/23/20 11:27	106-43-4	
4-Methyl-2-pentanone (MIBK)	**<4.6**	ug/L	15.5	4.6	1		10/23/20 11:27	108-10-1	
Acetone	**<2.7**	ug/L	20.0	2.7	1		10/23/20 11:27	67-64-1	
Benzene	**<0.25**	ug/L	1.0	0.25	1		10/23/20 11:27	71-43-2	
Bromobenzene	**<0.24**	ug/L	1.0	0.24	1		10/23/20 11:27	108-86-1	
Bromochloromethane	**<0.36**	ug/L	5.0	0.36	1		10/23/20 11:27	74-97-5	
Bromodichloromethane	**<0.36**	ug/L	1.2	0.36	1		10/23/20 11:27	75-27-4	
Bromoform	**<4.0**	ug/L	13.2	4.0	1		10/23/20 11:27	75-25-2	
Bromomethane	**<0.97**	ug/L	5.0	0.97	1		10/23/20 11:27	74-83-9	
Carbon disulfide	**<0.45**	ug/L	1.5	0.45	1		10/23/20 11:27	75-15-0	
Carbon tetrachloride	**<1.1**	ug/L	3.6	1.1	1		10/23/20 11:27	56-23-5	
Chlorobenzene	**<0.71**	ug/L	2.4	0.71	1		10/23/20 11:27	108-90-7	
Chloroethane	**<1.3**	ug/L	5.0	1.3	1		10/23/20 11:27	75-00-3	
Chloroform	**<1.3**	ug/L	5.0	1.3	1		10/23/20 11:27	67-66-3	
Chloromethane	**<2.2**	ug/L	7.3	2.2	1		10/23/20 11:27	74-87-3	
Dibromochloromethane	**<2.6**	ug/L	8.7	2.6	1		10/23/20 11:27	124-48-1	
Dibromomethane	**<0.94**	ug/L	3.1	0.94	1		10/23/20 11:27	74-95-3	
Dichlorodifluoromethane	**<0.50**	ug/L	5.0	0.50	1		10/23/20 11:27	75-71-8	
Diisopropyl ether	**<1.9**	ug/L	6.3	1.9	1		10/23/20 11:27	108-20-3	
Ethylbenzene	**<0.32**	ug/L	1.1	0.32	1		10/23/20 11:27	100-41-4	

REPORT OF LABORATORY ANALYSIS

This report shall not be reproduced, except in full,
without the written consent of Pace Analytical Services, LLC.

Pace Analytical Services, LLC
1241 Bellevue Street - Suite 9
Green Bay, WI 54302
(920)469-2436

ANALYTICAL RESULTS

Project: A204226 MADISON KIPP CORP.
Pace Project No.: 40216646

Sample: MW-25D **Lab ID: 40216646020** Collected: 10/13/20 17:13 Received: 10/16/20 10:00 Matrix: Water

Parameters	Results	Units	LOQ	LOD	DF	Prepared	Analyzed	CAS No.	Qual
8260 MSV	Analytical Method: EPA 8260 Pace Analytical Services - Green Bay								
Hexachloro-1,3-butadiene	**<1.5**	ug/L	4.9	1.5	1		10/23/20 11:27	87-68-3	
Isopropylbenzene (Cumene)	**<1.7**	ug/L	5.6	1.7	1		10/23/20 11:27	98-82-8	
Methyl-tert-butyl ether	**<1.2**	ug/L	4.2	1.2	1		10/23/20 11:27	1634-04-4	
Methylene Chloride	**<0.58**	ug/L	5.0	0.58	1		10/23/20 11:27	75-09-2	
Naphthalene	**<1.2**	ug/L	5.0	1.2	1		10/23/20 11:27	91-20-3	
Styrene	**<3.0**	ug/L	10.0	3.0	1		10/23/20 11:27	100-42-5	
Tetrachloroethene	**<0.33**	ug/L	1.1	0.33	1		10/23/20 11:27	127-18-4	
Tetrahydrofuran	**<2.3**	ug/L	20.0	2.3	1		10/23/20 11:27	109-99-9	
Toluene	**<0.27**	ug/L	1.0	0.27	1		10/23/20 11:27	108-88-3	
Trichloroethene	**<0.26**	ug/L	1.0	0.26	1		10/23/20 11:27	79-01-6	
Trichlorofluoromethane	**<0.21**	ug/L	1.0	0.21	1		10/23/20 11:27	75-69-4	
Vinyl chloride	**<0.17**	ug/L	1.0	0.17	1		10/23/20 11:27	75-01-4	
Xylene (Total)	**<1.5**	ug/L	3.0	1.5	1		10/23/20 11:27	1330-20-7	
cis-1,2-Dichloroethene	**<0.27**	ug/L	1.0	0.27	1		10/23/20 11:27	156-59-2	
cis-1,3-Dichloropropene	**<3.6**	ug/L	12.1	3.6	1		10/23/20 11:27	10061-01-5	
m&p-Xylene	**<0.47**	ug/L	2.0	0.47	1		10/23/20 11:27	179601-23-1	
n-Butylbenzene	**<0.71**	ug/L	2.4	0.71	1		10/23/20 11:27	104-51-8	
n-Hexane	**<1.7**	ug/L	5.7	1.7	1		10/23/20 11:27	110-54-3	
n-Propylbenzene	**<0.81**	ug/L	5.0	0.81	1		10/23/20 11:27	103-65-1	
o-Xylene	**<0.26**	ug/L	1.0	0.26	1		10/23/20 11:27	95-47-6	
p-Isopropyltoluene	**<0.80**	ug/L	2.7	0.80	1		10/23/20 11:27	99-87-6	
sec-Butylbenzene	**<0.85**	ug/L	5.0	0.85	1		10/23/20 11:27	135-98-8	
tert-Butylbenzene	**<0.30**	ug/L	1.0	0.30	1		10/23/20 11:27	98-06-6	
trans-1,2-Dichloroethene	**<0.46**	ug/L	1.5	0.46	1		10/23/20 11:27	156-60-5	
trans-1,3-Dichloropropene	**<4.4**	ug/L	14.6	4.4	1		10/23/20 11:27	10061-02-6	
Surrogates									
4-Bromofluorobenzene (S)	95	%	70-130		1		10/23/20 11:27	460-00-4	
Dibromofluoromethane (S)	101	%	70-130		1		10/23/20 11:27	1868-53-7	
Toluene-d8 (S)	99	%	70-130		1		10/23/20 11:27	2037-26-5	

REPORT OF LABORATORY ANALYSIS

This report shall not be reproduced, except in full,
without the written consent of Pace Analytical Services, LLC.

Pace Analytical Services, LLC
1241 Bellevue Street - Suite 9
Green Bay, WI 54302
(920)469-2436

ANALYTICAL RESULTS

Project: A204226 MADISON KIPP CORP.
Pace Project No.: 40216646

Sample: MW-4S **Lab ID: 40216646021** Collected: 10/14/20 15:53 Received: 10/16/20 10:00 Matrix: Water

Parameters	Results	Units	LOQ	LOD	DF	Prepared	Analyzed	CAS No.	Qual
2540C Total Dissolved Solids	Analytical Method: SM 2540C Pace Analytical Services - Green Bay								
Total Dissolved Solids	**2150**	mg/L	20.0	8.7	1		10/16/20 16:42		
2540D Total Suspended Solids	Analytical Method: SM 2540D Pace Analytical Services - Green Bay								
Total Suspended Solids	**2.0**	mg/L	2.0	0.95	1		10/19/20 10:25		

REPORT OF LABORATORY ANALYSIS

This report shall not be reproduced, except in full,
without the written consent of Pace Analytical Services, LLC.

Pace Analytical Services, LLC
1241 Bellevue Street - Suite 9
Green Bay, WI 54302
(920)469-2436

ANALYTICAL RESULTS

Project: A204226 MADISON KIPP CORP.
Pace Project No.: 40216646

Sample: MW-4D **Lab ID: 40216646022** Collected: 10/14/20 14:35 Received: 10/16/20 10:00 Matrix: Water

Parameters	Results	Units	LOQ	LOD	DF	Prepared	Analyzed	CAS No.	Qual
2540C Total Dissolved Solids	Analytical Method: SM 2540C Pace Analytical Services - Green Bay								
Total Dissolved Solids	**1190**	mg/L	20.0	8.7	1		10/16/20 16:43		
2540D Total Suspended Solids	Analytical Method: SM 2540D Pace Analytical Services - Green Bay								
Total Suspended Solids	**1.2J**	mg/L	2.0	0.95	1		10/19/20 10:25		

REPORT OF LABORATORY ANALYSIS

This report shall not be reproduced, except in full,
without the written consent of Pace Analytical Services, LLC.

Pace Analytical Services, LLC
1241 Bellevue Street - Suite 9
Green Bay, WI 54302
(920)469-2436

ANALYTICAL RESULTS

Project: A204226 MADISON KIPP CORP.
Pace Project No.: 40216646

Sample: MW-4D2 **Lab ID: 40216646023** Collected: 10/14/20 12:59 Received: 10/16/20 10:00 Matrix: Water

Parameters	Results	Units	LOQ	LOD	DF	Prepared	Analyzed	CAS No.	Qual
8260 MSV	Analytical Method: EPA 8260 Pace Analytical Services - Green Bay								
1,1,1,2-Tetrachloroethane	**<0.27**	ug/L	1.0	0.27	1		10/23/20 11:48	630-20-6	
1,1,1-Trichloroethane	**<0.24**	ug/L	1.0	0.24	1		10/23/20 11:48	71-55-6	
1,1,2,2-Tetrachloroethane	**<0.28**	ug/L	1.0	0.28	1		10/23/20 11:48	79-34-5	
1,1,2-Trichloroethane	**<0.55**	ug/L	5.0	0.55	1		10/23/20 11:48	79-00-5	
1,1,2-Trichlorotrifluoroethane	**<0.54**	ug/L	5.0	0.54	1		10/23/20 11:48	76-13-1	
1,1-Dichloroethane	**<0.27**	ug/L	1.0	0.27	1		10/23/20 11:48	75-34-3	
1,1-Dichloroethene	**<0.24**	ug/L	1.0	0.24	1		10/23/20 11:48	75-35-4	
1,1-Dichloropropene	**<0.54**	ug/L	1.8	0.54	1		10/23/20 11:48	563-58-6	
1,2,3-Trichlorobenzene	**<2.2**	ug/L	7.4	2.2	1		10/23/20 11:48	87-61-6	
1,2,3-Trichloropropane	**<0.59**	ug/L	5.0	0.59	1		10/23/20 11:48	96-18-4	
1,2,4-Trichlorobenzene	**<0.95**	ug/L	5.0	0.95	1		10/23/20 11:48	120-82-1	
1,2,4-Trimethylbenzene	**<0.84**	ug/L	2.8	0.84	1		10/23/20 11:48	95-63-6	
1,2-Dibromo-3-chloropropane	**<1.8**	ug/L	5.9	1.8	1		10/23/20 11:48	96-12-8	
1,2-Dibromoethane (EDB)	**<0.83**	ug/L	2.8	0.83	1		10/23/20 11:48	106-93-4	
1,2-Dichlorobenzene	**<0.71**	ug/L	2.4	0.71	1		10/23/20 11:48	95-50-1	
1,2-Dichloroethane	**<0.28**	ug/L	1.0	0.28	1		10/23/20 11:48	107-06-2	
1,2-Dichloropropane	**<0.28**	ug/L	1.0	0.28	1		10/23/20 11:48	78-87-5	
1,3,5-Trimethylbenzene	**<0.87**	ug/L	2.9	0.87	1		10/23/20 11:48	108-67-8	
1,3-Dichlorobenzene	**<0.63**	ug/L	2.1	0.63	1		10/23/20 11:48	541-73-1	
1,3-Dichloropropane	**<0.83**	ug/L	2.8	0.83	1		10/23/20 11:48	142-28-9	
1,4-Dichlorobenzene	**<0.94**	ug/L	3.1	0.94	1		10/23/20 11:48	106-46-7	
2,2-Dichloropropane	**<2.3**	ug/L	7.6	2.3	1		10/23/20 11:48	594-20-7	
2-Butanone (MEK)	**<2.9**	ug/L	20.0	2.9	1		10/23/20 11:48	78-93-3	
2-Chlorotoluene	**<0.93**	ug/L	5.0	0.93	1		10/23/20 11:48	95-49-8	
2-Hexanone	**<5.2**	ug/L	17.4	5.2	1		10/23/20 11:48	591-78-6	
4-Chlorotoluene	**<0.76**	ug/L	2.5	0.76	1		10/23/20 11:48	106-43-4	
4-Methyl-2-pentanone (MIBK)	**<4.6**	ug/L	15.5	4.6	1		10/23/20 11:48	108-10-1	
Acetone	**<2.7**	ug/L	20.0	2.7	1		10/23/20 11:48	67-64-1	
Benzene	**<0.25**	ug/L	1.0	0.25	1		10/23/20 11:48	71-43-2	
Bromobenzene	**<0.24**	ug/L	1.0	0.24	1		10/23/20 11:48	108-86-1	
Bromochloromethane	**<0.36**	ug/L	5.0	0.36	1		10/23/20 11:48	74-97-5	
Bromodichloromethane	**<0.36**	ug/L	1.2	0.36	1		10/23/20 11:48	75-27-4	
Bromoform	**<4.0**	ug/L	13.2	4.0	1		10/23/20 11:48	75-25-2	
Bromomethane	**<0.97**	ug/L	5.0	0.97	1		10/23/20 11:48	74-83-9	
Carbon disulfide	**<0.45**	ug/L	1.5	0.45	1		10/23/20 11:48	75-15-0	
Carbon tetrachloride	**<1.1**	ug/L	3.6	1.1	1		10/23/20 11:48	56-23-5	
Chlorobenzene	**<0.71**	ug/L	2.4	0.71	1		10/23/20 11:48	108-90-7	
Chloroethane	**<1.3**	ug/L	5.0	1.3	1		10/23/20 11:48	75-00-3	
Chloroform	**<1.3**	ug/L	5.0	1.3	1		10/23/20 11:48	67-66-3	
Chloromethane	**<2.2**	ug/L	7.3	2.2	1		10/23/20 11:48	74-87-3	
Dibromochloromethane	**<2.6**	ug/L	8.7	2.6	1		10/23/20 11:48	124-48-1	
Dibromomethane	**<0.94**	ug/L	3.1	0.94	1		10/23/20 11:48	74-95-3	
Dichlorodifluoromethane	**<0.50**	ug/L	5.0	0.50	1		10/23/20 11:48	75-71-8	
Diisopropyl ether	**<1.9**	ug/L	6.3	1.9	1		10/23/20 11:48	108-20-3	
Ethylbenzene	**<0.32**	ug/L	1.1	0.32	1		10/23/20 11:48	100-41-4	

REPORT OF LABORATORY ANALYSIS

This report shall not be reproduced, except in full,
without the written consent of Pace Analytical Services, LLC.

Pace Analytical Services, LLC
1241 Bellevue Street - Suite 9
Green Bay, WI 54302
(920)469-2436

ANALYTICAL RESULTS

Project: A204226 MADISON KIPP CORP.
Pace Project No.: 40216646

Sample: MW-4D2 **Lab ID: 40216646023** Collected: 10/14/20 12:59 Received: 10/16/20 10:00 Matrix: Water

Parameters	Results	Units	LOQ	LOD	DF	Prepared	Analyzed	CAS No.	Qual
8260 MSV	Analytical Method: EPA 8260 Pace Analytical Services - Green Bay								
Hexachloro-1,3-butadiene	**<1.5**	ug/L	4.9	1.5	1		10/23/20 11:48	87-68-3	
Isopropylbenzene (Cumene)	**<1.7**	ug/L	5.6	1.7	1		10/23/20 11:48	98-82-8	
Methyl-tert-butyl ether	**<1.2**	ug/L	4.2	1.2	1		10/23/20 11:48	1634-04-4	
Methylene Chloride	**<0.58**	ug/L	5.0	0.58	1		10/23/20 11:48	75-09-2	
Naphthalene	**<1.2**	ug/L	5.0	1.2	1		10/23/20 11:48	91-20-3	
Styrene	**<3.0**	ug/L	10.0	3.0	1		10/23/20 11:48	100-42-5	
Tetrachloroethene	**<0.33**	ug/L	1.1	0.33	1		10/23/20 11:48	127-18-4	
Tetrahydrofuran	**<2.3**	ug/L	20.0	2.3	1		10/23/20 11:48	109-99-9	
Toluene	**<0.27**	ug/L	1.0	0.27	1		10/23/20 11:48	108-88-3	
Trichloroethene	**<0.26**	ug/L	1.0	0.26	1		10/23/20 11:48	79-01-6	
Trichlorofluoromethane	**<0.21**	ug/L	1.0	0.21	1		10/23/20 11:48	75-69-4	
Vinyl chloride	**<0.17**	ug/L	1.0	0.17	1		10/23/20 11:48	75-01-4	
Xylene (Total)	**<1.5**	ug/L	3.0	1.5	1		10/23/20 11:48	1330-20-7	
cis-1,2-Dichloroethene	**<0.27**	ug/L	1.0	0.27	1		10/23/20 11:48	156-59-2	
cis-1,3-Dichloropropene	**<3.6**	ug/L	12.1	3.6	1		10/23/20 11:48	10061-01-5	
m&p-Xylene	**<0.47**	ug/L	2.0	0.47	1		10/23/20 11:48	179601-23-1	
n-Butylbenzene	**<0.71**	ug/L	2.4	0.71	1		10/23/20 11:48	104-51-8	
n-Hexane	**<1.7**	ug/L	5.7	1.7	1		10/23/20 11:48	110-54-3	
n-Propylbenzene	**<0.81**	ug/L	5.0	0.81	1		10/23/20 11:48	103-65-1	
o-Xylene	**<0.26**	ug/L	1.0	0.26	1		10/23/20 11:48	95-47-6	
p-Isopropyltoluene	**<0.80**	ug/L	2.7	0.80	1		10/23/20 11:48	99-87-6	
sec-Butylbenzene	**<0.85**	ug/L	5.0	0.85	1		10/23/20 11:48	135-98-8	
tert-Butylbenzene	**<0.30**	ug/L	1.0	0.30	1		10/23/20 11:48	98-06-6	
trans-1,2-Dichloroethene	**<0.46**	ug/L	1.5	0.46	1		10/23/20 11:48	156-60-5	
trans-1,3-Dichloropropene	**<4.4**	ug/L	14.6	4.4	1		10/23/20 11:48	10061-02-6	
Surrogates									
4-Bromofluorobenzene (S)	97	%	70-130		1		10/23/20 11:48	460-00-4	
Dibromofluoromethane (S)	102	%	70-130		1		10/23/20 11:48	1868-53-7	
Toluene-d8 (S)	99	%	70-130		1		10/23/20 11:48	2037-26-5	

REPORT OF LABORATORY ANALYSIS

This report shall not be reproduced, except in full,
without the written consent of Pace Analytical Services, LLC.

Pace Analytical Services, LLC
1241 Bellevue Street - Suite 9
Green Bay, WI 54302
(920)469-2436

ANALYTICAL RESULTS

Project: A204226 MADISON KIPP CORP.
Pace Project No.: 40216646

Sample: MW-9D **Lab ID: 40216646024** Collected: 10/14/20 11:45 Received: 10/16/20 10:00 Matrix: Water

Parameters	Results	Units	LOQ	LOD	DF	Prepared	Analyzed	CAS No.	Qual
8260 MSV	Analytical Method: EPA 8260 Pace Analytical Services - Green Bay								
1,1,1,2-Tetrachloroethane	**<0.27**	ug/L	1.0	0.27	1		10/21/20 23:58	630-20-6	
1,1,1-Trichloroethane	**<0.24**	ug/L	1.0	0.24	1		10/21/20 23:58	71-55-6	
1,1,2,2-Tetrachloroethane	**<0.28**	ug/L	1.0	0.28	1		10/21/20 23:58	79-34-5	
1,1,2-Trichloroethane	**<0.55**	ug/L	5.0	0.55	1		10/21/20 23:58	79-00-5	
1,1,2-Trichlorotrifluoroethane	**<0.54**	ug/L	5.0	0.54	1		10/21/20 23:58	76-13-1	
1,1-Dichloroethane	**<0.27**	ug/L	1.0	0.27	1		10/21/20 23:58	75-34-3	
1,1-Dichloroethene	**<0.24**	ug/L	1.0	0.24	1		10/21/20 23:58	75-35-4	
1,1-Dichloropropene	**<0.54**	ug/L	1.8	0.54	1		10/21/20 23:58	563-58-6	
1,2,3-Trichlorobenzene	**<2.2**	ug/L	7.4	2.2	1		10/21/20 23:58	87-61-6	
1,2,3-Trichloropropane	**<0.59**	ug/L	5.0	0.59	1		10/21/20 23:58	96-18-4	
1,2,4-Trichlorobenzene	**<0.95**	ug/L	5.0	0.95	1		10/21/20 23:58	120-82-1	
1,2,4-Trimethylbenzene	**<0.84**	ug/L	2.8	0.84	1		10/21/20 23:58	95-63-6	
1,2-Dibromo-3-chloropropane	**<1.8**	ug/L	5.9	1.8	1		10/21/20 23:58	96-12-8	
1,2-Dibromoethane (EDB)	**<0.83**	ug/L	2.8	0.83	1		10/21/20 23:58	106-93-4	
1,2-Dichlorobenzene	**<0.71**	ug/L	2.4	0.71	1		10/21/20 23:58	95-50-1	
1,2-Dichloroethane	**<0.28**	ug/L	1.0	0.28	1		10/21/20 23:58	107-06-2	
1,2-Dichloropropane	**<0.28**	ug/L	1.0	0.28	1		10/21/20 23:58	78-87-5	
1,3,5-Trimethylbenzene	**<0.87**	ug/L	2.9	0.87	1		10/21/20 23:58	108-67-8	
1,3-Dichlorobenzene	**<0.63**	ug/L	2.1	0.63	1		10/21/20 23:58	541-73-1	
1,3-Dichloropropane	**<0.83**	ug/L	2.8	0.83	1		10/21/20 23:58	142-28-9	
1,4-Dichlorobenzene	**<0.94**	ug/L	3.1	0.94	1		10/21/20 23:58	106-46-7	
2,2-Dichloropropane	**<2.3**	ug/L	7.6	2.3	1		10/21/20 23:58	594-20-7	
2-Butanone (MEK)	**<2.9**	ug/L	20.0	2.9	1		10/21/20 23:58	78-93-3	
2-Chlorotoluene	**<0.93**	ug/L	5.0	0.93	1		10/21/20 23:58	95-49-8	
2-Hexanone	**<5.2**	ug/L	17.4	5.2	1		10/21/20 23:58	591-78-6	
4-Chlorotoluene	**<0.76**	ug/L	2.5	0.76	1		10/21/20 23:58	106-43-4	
4-Methyl-2-pentanone (MIBK)	**<4.6**	ug/L	15.5	4.6	1		10/21/20 23:58	108-10-1	
Acetone	**<2.7**	ug/L	20.0	2.7	1		10/21/20 23:58	67-64-1	
Benzene	**<0.25**	ug/L	1.0	0.25	1		10/21/20 23:58	71-43-2	
Bromobenzene	**<0.24**	ug/L	1.0	0.24	1		10/21/20 23:58	108-86-1	
Bromochloromethane	**<0.36**	ug/L	5.0	0.36	1		10/21/20 23:58	74-97-5	
Bromodichloromethane	**<0.36**	ug/L	1.2	0.36	1		10/21/20 23:58	75-27-4	
Bromoform	**<4.0**	ug/L	13.2	4.0	1		10/21/20 23:58	75-25-2	
Bromomethane	**<0.97**	ug/L	5.0	0.97	1		10/21/20 23:58	74-83-9	
Carbon disulfide	**<0.45**	ug/L	1.5	0.45	1		10/21/20 23:58	75-15-0	
Carbon tetrachloride	**<1.1**	ug/L	3.6	1.1	1		10/21/20 23:58	56-23-5	
Chlorobenzene	**<0.71**	ug/L	2.4	0.71	1		10/21/20 23:58	108-90-7	
Chloroethane	**<1.3**	ug/L	5.0	1.3	1		10/21/20 23:58	75-00-3	
Chloroform	**<1.3**	ug/L	5.0	1.3	1		10/21/20 23:58	67-66-3	
Chloromethane	**<2.2**	ug/L	7.3	2.2	1		10/21/20 23:58	74-87-3	
Dibromochloromethane	**<2.6**	ug/L	8.7	2.6	1		10/21/20 23:58	124-48-1	
Dibromomethane	**<0.94**	ug/L	3.1	0.94	1		10/21/20 23:58	74-95-3	
Dichlorodifluoromethane	**<0.50**	ug/L	5.0	0.50	1		10/21/20 23:58	75-71-8	
Diisopropyl ether	**<1.9**	ug/L	6.3	1.9	1		10/21/20 23:58	108-20-3	
Ethylbenzene	**<0.32**	ug/L	1.1	0.32	1		10/21/20 23:58	100-41-4	

REPORT OF LABORATORY ANALYSIS

This report shall not be reproduced, except in full,
without the written consent of Pace Analytical Services, LLC.

Pace Analytical Services, LLC
1241 Bellevue Street - Suite 9
Green Bay, WI 54302
(920)469-2436

ANALYTICAL RESULTS

Project: A204226 MADISON KIPP CORP.
Pace Project No.: 40216646

Sample: MW-9D **Lab ID: 40216646024** Collected: 10/14/20 11:45 Received: 10/16/20 10:00 Matrix: Water

Parameters	Results	Units	LOQ	LOD	DF	Prepared	Analyzed	CAS No.	Qual
8260 MSV	Analytical Method: EPA 8260 Pace Analytical Services - Green Bay								
Hexachloro-1,3-butadiene	**<1.5**	ug/L	4.9	1.5	1		10/21/20 23:58	87-68-3	
Isopropylbenzene (Cumene)	**<1.7**	ug/L	5.6	1.7	1		10/21/20 23:58	98-82-8	
Methyl-tert-butyl ether	**<1.2**	ug/L	4.2	1.2	1		10/21/20 23:58	1634-04-4	
Methylene Chloride	**<0.58**	ug/L	5.0	0.58	1		10/21/20 23:58	75-09-2	
Naphthalene	**<1.2**	ug/L	5.0	1.2	1		10/21/20 23:58	91-20-3	
Styrene	**<3.0**	ug/L	10.0	3.0	1		10/21/20 23:58	100-42-5	
Tetrachloroethene	**<0.33**	ug/L	1.1	0.33	1		10/21/20 23:58	127-18-4	
Tetrahydrofuran	**<2.3**	ug/L	20.0	2.3	1		10/21/20 23:58	109-99-9	
Toluene	**<0.27**	ug/L	1.0	0.27	1		10/21/20 23:58	108-88-3	
Trichloroethene	**<0.26**	ug/L	1.0	0.26	1		10/21/20 23:58	79-01-6	
Trichlorofluoromethane	**0.24J**	ug/L	1.0	0.21	1		10/21/20 23:58	75-69-4	
Vinyl chloride	**<0.17**	ug/L	1.0	0.17	1		10/21/20 23:58	75-01-4	
Xylene (Total)	**<1.5**	ug/L	3.0	1.5	1		10/21/20 23:58	1330-20-7	
cis-1,2-Dichloroethene	**<0.27**	ug/L	1.0	0.27	1		10/21/20 23:58	156-59-2	
cis-1,3-Dichloropropene	**<3.6**	ug/L	12.1	3.6	1		10/21/20 23:58	10061-01-5	
m&p-Xylene	**<0.47**	ug/L	2.0	0.47	1		10/21/20 23:58	179601-23-1	
n-Butylbenzene	**<0.71**	ug/L	2.4	0.71	1		10/21/20 23:58	104-51-8	
n-Hexane	**<1.7**	ug/L	5.7	1.7	1		10/21/20 23:58	110-54-3	
n-Propylbenzene	**<0.81**	ug/L	5.0	0.81	1		10/21/20 23:58	103-65-1	
o-Xylene	**<0.26**	ug/L	1.0	0.26	1		10/21/20 23:58	95-47-6	
p-Isopropyltoluene	**<0.80**	ug/L	2.7	0.80	1		10/21/20 23:58	99-87-6	
sec-Butylbenzene	**<0.85**	ug/L	5.0	0.85	1		10/21/20 23:58	135-98-8	
tert-Butylbenzene	**<0.30**	ug/L	1.0	0.30	1		10/21/20 23:58	98-06-6	
trans-1,2-Dichloroethene	**<0.46**	ug/L	1.5	0.46	1		10/21/20 23:58	156-60-5	
trans-1,3-Dichloropropene	**<4.4**	ug/L	14.6	4.4	1		10/21/20 23:58	10061-02-6	
Surrogates									
4-Bromofluorobenzene (S)	97	%	70-130		1		10/21/20 23:58	460-00-4	
Dibromofluoromethane (S)	104	%	70-130		1		10/21/20 23:58	1868-53-7	
Toluene-d8 (S)	100	%	70-130		1		10/21/20 23:58	2037-26-5	

REPORT OF LABORATORY ANALYSIS

This report shall not be reproduced, except in full,
without the written consent of Pace Analytical Services, LLC.

Pace Analytical Services, LLC
1241 Bellevue Street - Suite 9
Green Bay, WI 54302
(920)469-2436

ANALYTICAL RESULTS

Project: A204226 MADISON KIPP CORP.
Pace Project No.: 40216646

Sample: MW-9D2 **Lab ID: 40216646025** Collected: 10/14/20 11:21 Received: 10/16/20 10:00 Matrix: Water

Parameters	Results	Units	LOQ	LOD	DF	Prepared	Analyzed	CAS No.	Qual
8260 MSV	Analytical Method: EPA 8260 Pace Analytical Services - Green Bay								
1,1,1,2-Tetrachloroethane	**<0.27**	ug/L	1.0	0.27	1		10/22/20 00:21	630-20-6	
1,1,1-Trichloroethane	**<0.24**	ug/L	1.0	0.24	1		10/22/20 00:21	71-55-6	
1,1,2,2-Tetrachloroethane	**<0.28**	ug/L	1.0	0.28	1		10/22/20 00:21	79-34-5	
1,1,2-Trichloroethane	**<0.55**	ug/L	5.0	0.55	1		10/22/20 00:21	79-00-5	
1,1,2-Trichlorotrifluoroethane	**<0.54**	ug/L	5.0	0.54	1		10/22/20 00:21	76-13-1	
1,1-Dichloroethane	**<0.27**	ug/L	1.0	0.27	1		10/22/20 00:21	75-34-3	
1,1-Dichloroethene	**<0.24**	ug/L	1.0	0.24	1		10/22/20 00:21	75-35-4	
1,1-Dichloropropene	**<0.54**	ug/L	1.8	0.54	1		10/22/20 00:21	563-58-6	
1,2,3-Trichlorobenzene	**<2.2**	ug/L	7.4	2.2	1		10/22/20 00:21	87-61-6	
1,2,3-Trichloropropane	**<0.59**	ug/L	5.0	0.59	1		10/22/20 00:21	96-18-4	
1,2,4-Trichlorobenzene	**<0.95**	ug/L	5.0	0.95	1		10/22/20 00:21	120-82-1	
1,2,4-Trimethylbenzene	**<0.84**	ug/L	2.8	0.84	1		10/22/20 00:21	95-63-6	
1,2-Dibromo-3-chloropropane	**<1.8**	ug/L	5.9	1.8	1		10/22/20 00:21	96-12-8	
1,2-Dibromoethane (EDB)	**<0.83**	ug/L	2.8	0.83	1		10/22/20 00:21	106-93-4	
1,2-Dichlorobenzene	**<0.71**	ug/L	2.4	0.71	1		10/22/20 00:21	95-50-1	
1,2-Dichloroethane	**<0.28**	ug/L	1.0	0.28	1		10/22/20 00:21	107-06-2	
1,2-Dichloropropane	**<0.28**	ug/L	1.0	0.28	1		10/22/20 00:21	78-87-5	
1,3,5-Trimethylbenzene	**<0.87**	ug/L	2.9	0.87	1		10/22/20 00:21	108-67-8	
1,3-Dichlorobenzene	**<0.63**	ug/L	2.1	0.63	1		10/22/20 00:21	541-73-1	
1,3-Dichloropropane	**<0.83**	ug/L	2.8	0.83	1		10/22/20 00:21	142-28-9	
1,4-Dichlorobenzene	**<0.94**	ug/L	3.1	0.94	1		10/22/20 00:21	106-46-7	
2,2-Dichloropropane	**<2.3**	ug/L	7.6	2.3	1		10/22/20 00:21	594-20-7	
2-Butanone (MEK)	**<2.9**	ug/L	20.0	2.9	1		10/22/20 00:21	78-93-3	
2-Chlorotoluene	**<0.93**	ug/L	5.0	0.93	1		10/22/20 00:21	95-49-8	
2-Hexanone	**<5.2**	ug/L	17.4	5.2	1		10/22/20 00:21	591-78-6	
4-Chlorotoluene	**<0.76**	ug/L	2.5	0.76	1		10/22/20 00:21	106-43-4	
4-Methyl-2-pentanone (MIBK)	**<4.6**	ug/L	15.5	4.6	1		10/22/20 00:21	108-10-1	
Acetone	**<2.7**	ug/L	20.0	2.7	1		10/22/20 00:21	67-64-1	
Benzene	**<0.25**	ug/L	1.0	0.25	1		10/22/20 00:21	71-43-2	
Bromobenzene	**<0.24**	ug/L	1.0	0.24	1		10/22/20 00:21	108-86-1	
Bromochloromethane	**<0.36**	ug/L	5.0	0.36	1		10/22/20 00:21	74-97-5	
Bromodichloromethane	**<0.36**	ug/L	1.2	0.36	1		10/22/20 00:21	75-27-4	
Bromoform	**<4.0**	ug/L	13.2	4.0	1		10/22/20 00:21	75-25-2	
Bromomethane	**<0.97**	ug/L	5.0	0.97	1		10/22/20 00:21	74-83-9	
Carbon disulfide	**<0.45**	ug/L	1.5	0.45	1		10/22/20 00:21	75-15-0	
Carbon tetrachloride	**<1.1**	ug/L	3.6	1.1	1		10/22/20 00:21	56-23-5	
Chlorobenzene	**<0.71**	ug/L	2.4	0.71	1		10/22/20 00:21	108-90-7	
Chloroethane	**<1.3**	ug/L	5.0	1.3	1		10/22/20 00:21	75-00-3	
Chloroform	**<1.3**	ug/L	5.0	1.3	1		10/22/20 00:21	67-66-3	
Chloromethane	**<2.2**	ug/L	7.3	2.2	1		10/22/20 00:21	74-87-3	
Dibromochloromethane	**<2.6**	ug/L	8.7	2.6	1		10/22/20 00:21	124-48-1	
Dibromomethane	**<0.94**	ug/L	3.1	0.94	1		10/22/20 00:21	74-95-3	
Dichlorodifluoromethane	**<0.50**	ug/L	5.0	0.50	1		10/22/20 00:21	75-71-8	
Diisopropyl ether	**<1.9**	ug/L	6.3	1.9	1		10/22/20 00:21	108-20-3	
Ethylbenzene	**<0.32**	ug/L	1.1	0.32	1		10/22/20 00:21	100-41-4	

REPORT OF LABORATORY ANALYSIS

This report shall not be reproduced, except in full,
without the written consent of Pace Analytical Services, LLC.

Pace Analytical Services, LLC
1241 Bellevue Street - Suite 9
Green Bay, WI 54302
(920)469-2436

ANALYTICAL RESULTS

Project: A204226 MADISON KIPP CORP.
Pace Project No.: 40216646

Sample: MW-9D2 **Lab ID: 40216646025** Collected: 10/14/20 11:21 Received: 10/16/20 10:00 Matrix: Water

Parameters	Results	Units	LOQ	LOD	DF	Prepared	Analyzed	CAS No.	Qual
8260 MSV	Analytical Method: EPA 8260 Pace Analytical Services - Green Bay								
Hexachloro-1,3-butadiene	**<1.5**	ug/L	4.9	1.5	1		10/22/20 00:21	87-68-3	
Isopropylbenzene (Cumene)	**<1.7**	ug/L	5.6	1.7	1		10/22/20 00:21	98-82-8	
Methyl-tert-butyl ether	**17.3**	ug/L	4.2	1.2	1		10/22/20 00:21	1634-04-4	
Methylene Chloride	**<0.58**	ug/L	5.0	0.58	1		10/22/20 00:21	75-09-2	
Naphthalene	**<1.2**	ug/L	5.0	1.2	1		10/22/20 00:21	91-20-3	
Styrene	**<3.0**	ug/L	10.0	3.0	1		10/22/20 00:21	100-42-5	
Tetrachloroethene	**257**	ug/L	1.1	0.33	1		10/22/20 00:21	127-18-4	
Tetrahydrofuran	**<2.3**	ug/L	20.0	2.3	1		10/22/20 00:21	109-99-9	
Toluene	**<0.27**	ug/L	1.0	0.27	1		10/22/20 00:21	108-88-3	
Trichloroethene	**53.4**	ug/L	1.0	0.26	1		10/22/20 00:21	79-01-6	
Trichlorofluoromethane	**<0.21**	ug/L	1.0	0.21	1		10/22/20 00:21	75-69-4	
Vinyl chloride	**3.2**	ug/L	1.0	0.17	1		10/22/20 00:21	75-01-4	
Xylene (Total)	**<1.5**	ug/L	3.0	1.5	1		10/22/20 00:21	1330-20-7	
cis-1,2-Dichloroethene	**103**	ug/L	1.0	0.27	1		10/22/20 00:21	156-59-2	
cis-1,3-Dichloropropene	**<3.6**	ug/L	12.1	3.6	1		10/22/20 00:21	10061-01-5	
m&p-Xylene	**<0.47**	ug/L	2.0	0.47	1		10/22/20 00:21	179601-23-1	
n-Butylbenzene	**<0.71**	ug/L	2.4	0.71	1		10/22/20 00:21	104-51-8	
n-Hexane	**<1.7**	ug/L	5.7	1.7	1		10/22/20 00:21	110-54-3	
n-Propylbenzene	**<0.81**	ug/L	5.0	0.81	1		10/22/20 00:21	103-65-1	
o-Xylene	**<0.26**	ug/L	1.0	0.26	1		10/22/20 00:21	95-47-6	
p-Isopropyltoluene	**<0.80**	ug/L	2.7	0.80	1		10/22/20 00:21	99-87-6	
sec-Butylbenzene	**<0.85**	ug/L	5.0	0.85	1		10/22/20 00:21	135-98-8	
tert-Butylbenzene	**<0.30**	ug/L	1.0	0.30	1		10/22/20 00:21	98-06-6	
trans-1,2-Dichloroethene	**1.4J**	ug/L	1.5	0.46	1		10/22/20 00:21	156-60-5	
trans-1,3-Dichloropropene	**<4.4**	ug/L	14.6	4.4	1		10/22/20 00:21	10061-02-6	
Surrogates									
4-Bromofluorobenzene (S)	97	%	70-130		1		10/22/20 00:21	460-00-4	
Dibromofluoromethane (S)	104	%	70-130		1		10/22/20 00:21	1868-53-7	
Toluene-d8 (S)	100	%	70-130		1		10/22/20 00:21	2037-26-5	

REPORT OF LABORATORY ANALYSIS

This report shall not be reproduced, except in full,
without the written consent of Pace Analytical Services, LLC.

Pace Analytical Services, LLC
1241 Bellevue Street - Suite 9
Green Bay, WI 54302
(920)469-2436

ANALYTICAL RESULTS

Project: A204226 MADISON KIPP CORP.
Pace Project No.: 40216646

Sample: MW-27D **Lab ID: 40216646026** Collected: 10/14/20 10:01 Received: 10/16/20 10:00 Matrix: Water

Parameters	Results	Units	LOQ	LOD	DF	Prepared	Analyzed	CAS No.	Qual
8260 MSV	Analytical Method: EPA 8260 Pace Analytical Services - Green Bay								
1,1,1,2-Tetrachloroethane	**<0.27**	ug/L	1.0	0.27	1		10/23/20 12:11	630-20-6	
1,1,1-Trichloroethane	**<0.24**	ug/L	1.0	0.24	1		10/23/20 12:11	71-55-6	
1,1,2,2-Tetrachloroethane	**<0.28**	ug/L	1.0	0.28	1		10/23/20 12:11	79-34-5	
1,1,2-Trichloroethane	**<0.55**	ug/L	5.0	0.55	1		10/23/20 12:11	79-00-5	
1,1,2-Trichlorotrifluoroethane	**<0.54**	ug/L	5.0	0.54	1		10/23/20 12:11	76-13-1	
1,1-Dichloroethane	**<0.27**	ug/L	1.0	0.27	1		10/23/20 12:11	75-34-3	
1,1-Dichloroethene	**<0.24**	ug/L	1.0	0.24	1		10/23/20 12:11	75-35-4	
1,1-Dichloropropene	**<0.54**	ug/L	1.8	0.54	1		10/23/20 12:11	563-58-6	
1,2,3-Trichlorobenzene	**<2.2**	ug/L	7.4	2.2	1		10/23/20 12:11	87-61-6	
1,2,3-Trichloropropane	**<0.59**	ug/L	5.0	0.59	1		10/23/20 12:11	96-18-4	
1,2,4-Trichlorobenzene	**<0.95**	ug/L	5.0	0.95	1		10/23/20 12:11	120-82-1	
1,2,4-Trimethylbenzene	**<0.84**	ug/L	2.8	0.84	1		10/23/20 12:11	95-63-6	
1,2-Dibromo-3-chloropropane	**<1.8**	ug/L	5.9	1.8	1		10/23/20 12:11	96-12-8	
1,2-Dibromoethane (EDB)	**<0.83**	ug/L	2.8	0.83	1		10/23/20 12:11	106-93-4	
1,2-Dichlorobenzene	**<0.71**	ug/L	2.4	0.71	1		10/23/20 12:11	95-50-1	
1,2-Dichloroethane	**<0.28**	ug/L	1.0	0.28	1		10/23/20 12:11	107-06-2	
1,2-Dichloropropane	**<0.28**	ug/L	1.0	0.28	1		10/23/20 12:11	78-87-5	
1,3,5-Trimethylbenzene	**<0.87**	ug/L	2.9	0.87	1		10/23/20 12:11	108-67-8	
1,3-Dichlorobenzene	**<0.63**	ug/L	2.1	0.63	1		10/23/20 12:11	541-73-1	
1,3-Dichloropropane	**<0.83**	ug/L	2.8	0.83	1		10/23/20 12:11	142-28-9	
1,4-Dichlorobenzene	**<0.94**	ug/L	3.1	0.94	1		10/23/20 12:11	106-46-7	
2,2-Dichloropropane	**<2.3**	ug/L	7.6	2.3	1		10/23/20 12:11	594-20-7	
2-Butanone (MEK)	**<2.9**	ug/L	20.0	2.9	1		10/23/20 12:11	78-93-3	
2-Chlorotoluene	**<0.93**	ug/L	5.0	0.93	1		10/23/20 12:11	95-49-8	
2-Hexanone	**<5.2**	ug/L	17.4	5.2	1		10/23/20 12:11	591-78-6	
4-Chlorotoluene	**<0.76**	ug/L	2.5	0.76	1		10/23/20 12:11	106-43-4	
4-Methyl-2-pentanone (MIBK)	**<4.6**	ug/L	15.5	4.6	1		10/23/20 12:11	108-10-1	
Acetone	**<2.7**	ug/L	20.0	2.7	1		10/23/20 12:11	67-64-1	
Benzene	**<0.25**	ug/L	1.0	0.25	1		10/23/20 12:11	71-43-2	
Bromobenzene	**<0.24**	ug/L	1.0	0.24	1		10/23/20 12:11	108-86-1	
Bromochloromethane	**<0.36**	ug/L	5.0	0.36	1		10/23/20 12:11	74-97-5	
Bromodichloromethane	**<0.36**	ug/L	1.2	0.36	1		10/23/20 12:11	75-27-4	
Bromoform	**<4.0**	ug/L	13.2	4.0	1		10/23/20 12:11	75-25-2	
Bromomethane	**<0.97**	ug/L	5.0	0.97	1		10/23/20 12:11	74-83-9	
Carbon disulfide	**<0.45**	ug/L	1.5	0.45	1		10/23/20 12:11	75-15-0	
Carbon tetrachloride	**<1.1**	ug/L	3.6	1.1	1		10/23/20 12:11	56-23-5	
Chlorobenzene	**<0.71**	ug/L	2.4	0.71	1		10/23/20 12:11	108-90-7	
Chloroethane	**<1.3**	ug/L	5.0	1.3	1		10/23/20 12:11	75-00-3	
Chloroform	**<1.3**	ug/L	5.0	1.3	1		10/23/20 12:11	67-66-3	
Chloromethane	**<2.2**	ug/L	7.3	2.2	1		10/23/20 12:11	74-87-3	
Dibromochloromethane	**<2.6**	ug/L	8.7	2.6	1		10/23/20 12:11	124-48-1	
Dibromomethane	**<0.94**	ug/L	3.1	0.94	1		10/23/20 12:11	74-95-3	
Dichlorodifluoromethane	**<0.50**	ug/L	5.0	0.50	1		10/23/20 12:11	75-71-8	
Diisopropyl ether	**<1.9**	ug/L	6.3	1.9	1		10/23/20 12:11	108-20-3	
Ethylbenzene	**<0.32**	ug/L	1.1	0.32	1		10/23/20 12:11	100-41-4	

REPORT OF LABORATORY ANALYSIS

This report shall not be reproduced, except in full,
without the written consent of Pace Analytical Services, LLC.

Pace Analytical Services, LLC
1241 Bellevue Street - Suite 9
Green Bay, WI 54302
(920)469-2436

ANALYTICAL RESULTS

Project: A204226 MADISON KIPP CORP.
Pace Project No.: 40216646

Sample: MW-27D **Lab ID: 40216646026** Collected: 10/14/20 10:01 Received: 10/16/20 10:00 Matrix: Water

Parameters	Results	Units	LOQ	LOD	DF	Prepared	Analyzed	CAS No.	Qual
8260 MSV	Analytical Method: EPA 8260 Pace Analytical Services - Green Bay								
Hexachloro-1,3-butadiene	**<1.5**	ug/L	4.9	1.5	1		10/23/20 12:11	87-68-3	
Isopropylbenzene (Cumene)	**<1.7**	ug/L	5.6	1.7	1		10/23/20 12:11	98-82-8	
Methyl-tert-butyl ether	**<1.2**	ug/L	4.2	1.2	1		10/23/20 12:11	1634-04-4	
Methylene Chloride	**<0.58**	ug/L	5.0	0.58	1		10/23/20 12:11	75-09-2	
Naphthalene	**<1.2**	ug/L	5.0	1.2	1		10/23/20 12:11	91-20-3	
Styrene	**<3.0**	ug/L	10.0	3.0	1		10/23/20 12:11	100-42-5	
Tetrachloroethene	**0.87J**	ug/L	1.1	0.33	1		10/23/20 12:11	127-18-4	
Tetrahydrofuran	**<2.3**	ug/L	20.0	2.3	1		10/23/20 12:11	109-99-9	
Toluene	**<0.27**	ug/L	1.0	0.27	1		10/23/20 12:11	108-88-3	
Trichloroethene	**0.85J**	ug/L	1.0	0.26	1		10/23/20 12:11	79-01-6	
Trichlorofluoromethane	**<0.21**	ug/L	1.0	0.21	1		10/23/20 12:11	75-69-4	
Vinyl chloride	**<0.17**	ug/L	1.0	0.17	1		10/23/20 12:11	75-01-4	
Xylene (Total)	**<1.5**	ug/L	3.0	1.5	1		10/23/20 12:11	1330-20-7	
cis-1,2-Dichloroethene	**0.63J**	ug/L	1.0	0.27	1		10/23/20 12:11	156-59-2	
cis-1,3-Dichloropropene	**<3.6**	ug/L	12.1	3.6	1		10/23/20 12:11	10061-01-5	
m&p-Xylene	**<0.47**	ug/L	2.0	0.47	1		10/23/20 12:11	179601-23-1	
n-Butylbenzene	**<0.71**	ug/L	2.4	0.71	1		10/23/20 12:11	104-51-8	
n-Hexane	**<1.7**	ug/L	5.7	1.7	1		10/23/20 12:11	110-54-3	
n-Propylbenzene	**<0.81**	ug/L	5.0	0.81	1		10/23/20 12:11	103-65-1	
o-Xylene	**<0.26**	ug/L	1.0	0.26	1		10/23/20 12:11	95-47-6	
p-Isopropyltoluene	**<0.80**	ug/L	2.7	0.80	1		10/23/20 12:11	99-87-6	
sec-Butylbenzene	**<0.85**	ug/L	5.0	0.85	1		10/23/20 12:11	135-98-8	
tert-Butylbenzene	**<0.30**	ug/L	1.0	0.30	1		10/23/20 12:11	98-06-6	
trans-1,2-Dichloroethene	**<0.46**	ug/L	1.5	0.46	1		10/23/20 12:11	156-60-5	
trans-1,3-Dichloropropene	**<4.4**	ug/L	14.6	4.4	1		10/23/20 12:11	10061-02-6	
Surrogates									
4-Bromofluorobenzene (S)	96	%	70-130		1		10/23/20 12:11	460-00-4	
Dibromofluoromethane (S)	101	%	70-130		1		10/23/20 12:11	1868-53-7	
Toluene-d8 (S)	100	%	70-130		1		10/23/20 12:11	2037-26-5	

REPORT OF LABORATORY ANALYSIS

This report shall not be reproduced, except in full,
without the written consent of Pace Analytical Services, LLC.

Pace Analytical Services, LLC
1241 Bellevue Street - Suite 9
Green Bay, WI 54302
(920)469-2436

ANALYTICAL RESULTS

Project: A204226 MADISON KIPP CORP.
Pace Project No.: 40216646

Sample: MW-27D2 **Lab ID: 40216646027** Collected: 10/14/20 09:01 Received: 10/16/20 10:00 Matrix: Water

Parameters	Results	Units	LOQ	LOD	DF	Prepared	Analyzed	CAS No.	Qual
8260 MSV	Analytical Method: EPA 8260 Pace Analytical Services - Green Bay								
1,1,1,2-Tetrachloroethane	**<0.27**	ug/L	1.0	0.27	1		10/22/20 01:05	630-20-6	
1,1,1-Trichloroethane	**<0.24**	ug/L	1.0	0.24	1		10/22/20 01:05	71-55-6	
1,1,2,2-Tetrachloroethane	**<0.28**	ug/L	1.0	0.28	1		10/22/20 01:05	79-34-5	
1,1,2-Trichloroethane	**<0.55**	ug/L	5.0	0.55	1		10/22/20 01:05	79-00-5	
1,1,2-Trichlorotrifluoroethane	**<0.54**	ug/L	5.0	0.54	1		10/22/20 01:05	76-13-1	
1,1-Dichloroethane	**<0.27**	ug/L	1.0	0.27	1		10/22/20 01:05	75-34-3	
1,1-Dichloroethene	**<0.24**	ug/L	1.0	0.24	1		10/22/20 01:05	75-35-4	
1,1-Dichloropropene	**<0.54**	ug/L	1.8	0.54	1		10/22/20 01:05	563-58-6	
1,2,3-Trichlorobenzene	**<2.2**	ug/L	7.4	2.2	1		10/22/20 01:05	87-61-6	
1,2,3-Trichloropropane	**<0.59**	ug/L	5.0	0.59	1		10/22/20 01:05	96-18-4	
1,2,4-Trichlorobenzene	**<0.95**	ug/L	5.0	0.95	1		10/22/20 01:05	120-82-1	
1,2,4-Trimethylbenzene	**<0.84**	ug/L	2.8	0.84	1		10/22/20 01:05	95-63-6	
1,2-Dibromo-3-chloropropane	**<1.8**	ug/L	5.9	1.8	1		10/22/20 01:05	96-12-8	
1,2-Dibromoethane (EDB)	**<0.83**	ug/L	2.8	0.83	1		10/22/20 01:05	106-93-4	
1,2-Dichlorobenzene	**<0.71**	ug/L	2.4	0.71	1		10/22/20 01:05	95-50-1	
1,2-Dichloroethane	**<0.28**	ug/L	1.0	0.28	1		10/22/20 01:05	107-06-2	
1,2-Dichloropropane	**<0.28**	ug/L	1.0	0.28	1		10/22/20 01:05	78-87-5	
1,3,5-Trimethylbenzene	**<0.87**	ug/L	2.9	0.87	1		10/22/20 01:05	108-67-8	
1,3-Dichlorobenzene	**<0.63**	ug/L	2.1	0.63	1		10/22/20 01:05	541-73-1	
1,3-Dichloropropane	**<0.83**	ug/L	2.8	0.83	1		10/22/20 01:05	142-28-9	
1,4-Dichlorobenzene	**<0.94**	ug/L	3.1	0.94	1		10/22/20 01:05	106-46-7	
2,2-Dichloropropane	**<2.3**	ug/L	7.6	2.3	1		10/22/20 01:05	594-20-7	
2-Butanone (MEK)	**<2.9**	ug/L	20.0	2.9	1		10/22/20 01:05	78-93-3	
2-Chlorotoluene	**<0.93**	ug/L	5.0	0.93	1		10/22/20 01:05	95-49-8	
2-Hexanone	**<5.2**	ug/L	17.4	5.2	1		10/22/20 01:05	591-78-6	
4-Chlorotoluene	**<0.76**	ug/L	2.5	0.76	1		10/22/20 01:05	106-43-4	
4-Methyl-2-pentanone (MIBK)	**<4.6**	ug/L	15.5	4.6	1		10/22/20 01:05	108-10-1	
Acetone	**<2.7**	ug/L	20.0	2.7	1		10/22/20 01:05	67-64-1	
Benzene	**<0.25**	ug/L	1.0	0.25	1		10/22/20 01:05	71-43-2	
Bromobenzene	**<0.24**	ug/L	1.0	0.24	1		10/22/20 01:05	108-86-1	
Bromochloromethane	**<0.36**	ug/L	5.0	0.36	1		10/22/20 01:05	74-97-5	
Bromodichloromethane	**<0.36**	ug/L	1.2	0.36	1		10/22/20 01:05	75-27-4	
Bromoform	**<4.0**	ug/L	13.2	4.0	1		10/22/20 01:05	75-25-2	
Bromomethane	**<0.97**	ug/L	5.0	0.97	1		10/22/20 01:05	74-83-9	
Carbon disulfide	**<0.45**	ug/L	1.5	0.45	1		10/22/20 01:05	75-15-0	
Carbon tetrachloride	**<1.1**	ug/L	3.6	1.1	1		10/22/20 01:05	56-23-5	
Chlorobenzene	**<0.71**	ug/L	2.4	0.71	1		10/22/20 01:05	108-90-7	
Chloroethane	**<1.3**	ug/L	5.0	1.3	1		10/22/20 01:05	75-00-3	
Chloroform	**<1.3**	ug/L	5.0	1.3	1		10/22/20 01:05	67-66-3	
Chloromethane	**<2.2**	ug/L	7.3	2.2	1		10/22/20 01:05	74-87-3	
Dibromochloromethane	**<2.6**	ug/L	8.7	2.6	1		10/22/20 01:05	124-48-1	
Dibromomethane	**<0.94**	ug/L	3.1	0.94	1		10/22/20 01:05	74-95-3	
Dichlorodifluoromethane	**<0.50**	ug/L	5.0	0.50	1		10/22/20 01:05	75-71-8	
Diisopropyl ether	**<1.9**	ug/L	6.3	1.9	1		10/22/20 01:05	108-20-3	
Ethylbenzene	**<0.32**	ug/L	1.1	0.32	1		10/22/20 01:05	100-41-4	

REPORT OF LABORATORY ANALYSIS

This report shall not be reproduced, except in full,
without the written consent of Pace Analytical Services, LLC.

Pace Analytical Services, LLC
1241 Bellevue Street - Suite 9
Green Bay, WI 54302
(920)469-2436

ANALYTICAL RESULTS

Project: A204226 MADISON KIPP CORP.
Pace Project No.: 40216646

Sample: MW-27D2 **Lab ID: 40216646027** Collected: 10/14/20 09:01 Received: 10/16/20 10:00 Matrix: Water

Parameters	Results	Units	LOQ	LOD	DF	Prepared	Analyzed	CAS No.	Qual
8260 MSV	Analytical Method: EPA 8260 Pace Analytical Services - Green Bay								
Hexachloro-1,3-butadiene	**<1.5**	ug/L	4.9	1.5	1		10/22/20 01:05	87-68-3	
Isopropylbenzene (Cumene)	**<1.7**	ug/L	5.6	1.7	1		10/22/20 01:05	98-82-8	
Methyl-tert-butyl ether	**<1.2**	ug/L	4.2	1.2	1		10/22/20 01:05	1634-04-4	
Methylene Chloride	**<0.58**	ug/L	5.0	0.58	1		10/22/20 01:05	75-09-2	
Naphthalene	**<1.2**	ug/L	5.0	1.2	1		10/22/20 01:05	91-20-3	
Styrene	**<3.0**	ug/L	10.0	3.0	1		10/22/20 01:05	100-42-5	
Tetrachloroethene	**16.9**	ug/L	1.1	0.33	1		10/22/20 01:05	127-18-4	
Tetrahydrofuran	**<2.3**	ug/L	20.0	2.3	1		10/22/20 01:05	109-99-9	
Toluene	**<0.27**	ug/L	1.0	0.27	1		10/22/20 01:05	108-88-3	
Trichloroethene	**18.7**	ug/L	1.0	0.26	1		10/22/20 01:05	79-01-6	
Trichlorofluoromethane	**<0.21**	ug/L	1.0	0.21	1		10/22/20 01:05	75-69-4	
Vinyl chloride	**<0.17**	ug/L	1.0	0.17	1		10/22/20 01:05	75-01-4	
Xylene (Total)	**<1.5**	ug/L	3.0	1.5	1		10/22/20 01:05	1330-20-7	
cis-1,2-Dichloroethene	**7.1**	ug/L	1.0	0.27	1		10/22/20 01:05	156-59-2	
cis-1,3-Dichloropropene	**<3.6**	ug/L	12.1	3.6	1		10/22/20 01:05	10061-01-5	
m&p-Xylene	**<0.47**	ug/L	2.0	0.47	1		10/22/20 01:05	179601-23-1	
n-Butylbenzene	**<0.71**	ug/L	2.4	0.71	1		10/22/20 01:05	104-51-8	
n-Hexane	**<1.7**	ug/L	5.7	1.7	1		10/22/20 01:05	110-54-3	
n-Propylbenzene	**<0.81**	ug/L	5.0	0.81	1		10/22/20 01:05	103-65-1	
o-Xylene	**<0.26**	ug/L	1.0	0.26	1		10/22/20 01:05	95-47-6	
p-Isopropyltoluene	**<0.80**	ug/L	2.7	0.80	1		10/22/20 01:05	99-87-6	
sec-Butylbenzene	**<0.85**	ug/L	5.0	0.85	1		10/22/20 01:05	135-98-8	
tert-Butylbenzene	**<0.30**	ug/L	1.0	0.30	1		10/22/20 01:05	98-06-6	
trans-1,2-Dichloroethene	**<0.46**	ug/L	1.5	0.46	1		10/22/20 01:05	156-60-5	
trans-1,3-Dichloropropene	**<4.4**	ug/L	14.6	4.4	1		10/22/20 01:05	10061-02-6	
Surrogates									
4-Bromofluorobenzene (S)	98	%	70-130		1		10/22/20 01:05	460-00-4	
Dibromofluoromethane (S)	102	%	70-130		1		10/22/20 01:05	1868-53-7	
Toluene-d8 (S)	100	%	70-130		1		10/22/20 01:05	2037-26-5	

REPORT OF LABORATORY ANALYSIS

This report shall not be reproduced, except in full,
without the written consent of Pace Analytical Services, LLC.

Pace Analytical Services, LLC
1241 Bellevue Street - Suite 9
Green Bay, WI 54302
(920)469-2436

ANALYTICAL RESULTS

Project: A204226 MADISON KIPP CORP.
Pace Project No.: 40216646

Sample: TRIP BLANK **Lab ID: 40216646028** Collected: 10/14/20 00:00 Received: 10/16/20 10:00 Matrix: Water

Parameters	Results	Units	LOQ	LOD	DF	Prepared	Analyzed	CAS No.	Qual
8260 MSV	Analytical Method: EPA 8260 Pace Analytical Services - Green Bay								
1,1,1,2-Tetrachloroethane	**<0.27**	ug/L	1.0	0.27	1		10/21/20 17:58	630-20-6	
1,1,1-Trichloroethane	**<0.24**	ug/L	1.0	0.24	1		10/21/20 17:58	71-55-6	
1,1,2,2-Tetrachloroethane	**<0.28**	ug/L	1.0	0.28	1		10/21/20 17:58	79-34-5	
1,1,2-Trichloroethane	**<0.55**	ug/L	5.0	0.55	1		10/21/20 17:58	79-00-5	
1,1,2-Trichlorotrifluoroethane	**<0.54**	ug/L	5.0	0.54	1		10/21/20 17:58	76-13-1	
1,1-Dichloroethane	**<0.27**	ug/L	1.0	0.27	1		10/21/20 17:58	75-34-3	
1,1-Dichloroethene	**<0.24**	ug/L	1.0	0.24	1		10/21/20 17:58	75-35-4	
1,1-Dichloropropene	**<0.54**	ug/L	1.8	0.54	1		10/21/20 17:58	563-58-6	
1,2,3-Trichlorobenzene	**<2.2**	ug/L	7.4	2.2	1		10/21/20 17:58	87-61-6	
1,2,3-Trichloropropane	**<0.59**	ug/L	5.0	0.59	1		10/21/20 17:58	96-18-4	
1,2,4-Trichlorobenzene	**<0.95**	ug/L	5.0	0.95	1		10/21/20 17:58	120-82-1	
1,2,4-Trimethylbenzene	**<0.84**	ug/L	2.8	0.84	1		10/21/20 17:58	95-63-6	
1,2-Dibromo-3-chloropropane	**<1.8**	ug/L	5.9	1.8	1		10/21/20 17:58	96-12-8	
1,2-Dibromoethane (EDB)	**<0.83**	ug/L	2.8	0.83	1		10/21/20 17:58	106-93-4	
1,2-Dichlorobenzene	**<0.71**	ug/L	2.4	0.71	1		10/21/20 17:58	95-50-1	
1,2-Dichloroethane	**<0.28**	ug/L	1.0	0.28	1		10/21/20 17:58	107-06-2	
1,2-Dichloropropane	**<0.28**	ug/L	1.0	0.28	1		10/21/20 17:58	78-87-5	
1,3,5-Trimethylbenzene	**<0.87**	ug/L	2.9	0.87	1		10/21/20 17:58	108-67-8	
1,3-Dichlorobenzene	**<0.63**	ug/L	2.1	0.63	1		10/21/20 17:58	541-73-1	
1,3-Dichloropropane	**<0.83**	ug/L	2.8	0.83	1		10/21/20 17:58	142-28-9	
1,4-Dichlorobenzene	**<0.94**	ug/L	3.1	0.94	1		10/21/20 17:58	106-46-7	
2,2-Dichloropropane	**<2.3**	ug/L	7.6	2.3	1		10/21/20 17:58	594-20-7	
2-Butanone (MEK)	**<2.9**	ug/L	20.0	2.9	1		10/21/20 17:58	78-93-3	
2-Chlorotoluene	**<0.93**	ug/L	5.0	0.93	1		10/21/20 17:58	95-49-8	
2-Hexanone	**<5.2**	ug/L	17.4	5.2	1		10/21/20 17:58	591-78-6	
4-Chlorotoluene	**<0.76**	ug/L	2.5	0.76	1		10/21/20 17:58	106-43-4	
4-Methyl-2-pentanone (MIBK)	**<4.6**	ug/L	15.5	4.6	1		10/21/20 17:58	108-10-1	
Acetone	**<2.7**	ug/L	20.0	2.7	1		10/21/20 17:58	67-64-1	
Benzene	**<0.25**	ug/L	1.0	0.25	1		10/21/20 17:58	71-43-2	
Bromobenzene	**<0.24**	ug/L	1.0	0.24	1		10/21/20 17:58	108-86-1	
Bromochloromethane	**<0.36**	ug/L	5.0	0.36	1		10/21/20 17:58	74-97-5	
Bromodichloromethane	**<0.36**	ug/L	1.2	0.36	1		10/21/20 17:58	75-27-4	
Bromoform	**<4.0**	ug/L	13.2	4.0	1		10/21/20 17:58	75-25-2	
Bromomethane	**<0.97**	ug/L	5.0	0.97	1		10/21/20 17:58	74-83-9	
Carbon disulfide	**<0.45**	ug/L	1.5	0.45	1		10/21/20 17:58	75-15-0	
Carbon tetrachloride	**<1.1**	ug/L	3.6	1.1	1		10/21/20 17:58	56-23-5	
Chlorobenzene	**<0.71**	ug/L	2.4	0.71	1		10/21/20 17:58	108-90-7	
Chloroethane	**<1.3**	ug/L	5.0	1.3	1		10/21/20 17:58	75-00-3	
Chloroform	**<1.3**	ug/L	5.0	1.3	1		10/21/20 17:58	67-66-3	
Chloromethane	**<2.2**	ug/L	7.3	2.2	1		10/21/20 17:58	74-87-3	
Dibromochloromethane	**<2.6**	ug/L	8.7	2.6	1		10/21/20 17:58	124-48-1	
Dibromomethane	**<0.94**	ug/L	3.1	0.94	1		10/21/20 17:58	74-95-3	
Dichlorodifluoromethane	**<0.50**	ug/L	5.0	0.50	1		10/21/20 17:58	75-71-8	
Diisopropyl ether	**<1.9**	ug/L	6.3	1.9	1		10/21/20 17:58	108-20-3	
Ethylbenzene	**<0.32**	ug/L	1.1	0.32	1		10/21/20 17:58	100-41-4	

REPORT OF LABORATORY ANALYSIS

This report shall not be reproduced, except in full,
without the written consent of Pace Analytical Services, LLC.

Pace Analytical Services, LLC
1241 Bellevue Street - Suite 9
Green Bay, WI 54302
(920)469-2436

ANALYTICAL RESULTS

Project: A204226 MADISON KIPP CORP.
Pace Project No.: 40216646

Sample: TRIP BLANK **Lab ID: 40216646028** Collected: 10/14/20 00:00 Received: 10/16/20 10:00 Matrix: Water

Parameters	Results	Units	LOQ	LOD	DF	Prepared	Analyzed	CAS No.	Qual
8260 MSV	Analytical Method: EPA 8260 Pace Analytical Services - Green Bay								
Hexachloro-1,3-butadiene	**<1.5**	ug/L	4.9	1.5	1		10/21/20 17:58	87-68-3	
Isopropylbenzene (Cumene)	**<1.7**	ug/L	5.6	1.7	1		10/21/20 17:58	98-82-8	
Methyl-tert-butyl ether	**<1.2**	ug/L	4.2	1.2	1		10/21/20 17:58	1634-04-4	
Methylene Chloride	**<0.58**	ug/L	5.0	0.58	1		10/21/20 17:58	75-09-2	
Naphthalene	**<1.2**	ug/L	5.0	1.2	1		10/21/20 17:58	91-20-3	
Styrene	**<3.0**	ug/L	10.0	3.0	1		10/21/20 17:58	100-42-5	
Tetrachloroethene	**<0.33**	ug/L	1.1	0.33	1		10/21/20 17:58	127-18-4	
Tetrahydrofuran	**<2.3**	ug/L	20.0	2.3	1		10/21/20 17:58	109-99-9	
Toluene	**<0.27**	ug/L	1.0	0.27	1		10/21/20 17:58	108-88-3	
Trichloroethene	**<0.26**	ug/L	1.0	0.26	1		10/21/20 17:58	79-01-6	
Trichlorofluoromethane	**<0.21**	ug/L	1.0	0.21	1		10/21/20 17:58	75-69-4	
Vinyl chloride	**<0.17**	ug/L	1.0	0.17	1		10/21/20 17:58	75-01-4	
Xylene (Total)	**<1.5**	ug/L	3.0	1.5	1		10/21/20 17:58	1330-20-7	
cis-1,2-Dichloroethene	**<0.27**	ug/L	1.0	0.27	1		10/21/20 17:58	156-59-2	
cis-1,3-Dichloropropene	**<3.6**	ug/L	12.1	3.6	1		10/21/20 17:58	10061-01-5	
m&p-Xylene	**<0.47**	ug/L	2.0	0.47	1		10/21/20 17:58	179601-23-1	
n-Butylbenzene	**<0.71**	ug/L	2.4	0.71	1		10/21/20 17:58	104-51-8	
n-Hexane	**<1.7**	ug/L	5.7	1.7	1		10/21/20 17:58	110-54-3	
n-Propylbenzene	**<0.81**	ug/L	5.0	0.81	1		10/21/20 17:58	103-65-1	
o-Xylene	**<0.26**	ug/L	1.0	0.26	1		10/21/20 17:58	95-47-6	
p-Isopropyltoluene	**<0.80**	ug/L	2.7	0.80	1		10/21/20 17:58	99-87-6	
sec-Butylbenzene	**<0.85**	ug/L	5.0	0.85	1		10/21/20 17:58	135-98-8	
tert-Butylbenzene	**<0.30**	ug/L	1.0	0.30	1		10/21/20 17:58	98-06-6	
trans-1,2-Dichloroethene	**<0.46**	ug/L	1.5	0.46	1		10/21/20 17:58	156-60-5	
trans-1,3-Dichloropropene	**<4.4**	ug/L	14.6	4.4	1		10/21/20 17:58	10061-02-6	
Surrogates									
4-Bromofluorobenzene (S)	97	%	70-130		1		10/21/20 17:58	460-00-4	
Dibromofluoromethane (S)	101	%	70-130		1		10/21/20 17:58	1868-53-7	
Toluene-d8 (S)	100	%	70-130		1		10/21/20 17:58	2037-26-5	

REPORT OF LABORATORY ANALYSIS

This report shall not be reproduced, except in full,
without the written consent of Pace Analytical Services, LLC.

Pace Analytical Services, LLC
1241 Bellevue Street - Suite 9
Green Bay, WI 54302
(920)469-2436

QUALITY CONTROL DATA

Project: A204226 MADISON KIPP CORP.
Pace Project No.: 40216646

QC Batch: 368550 | Analysis Method: EPA 8260
QC Batch Method: EPA 8260 | Analysis Description: 8260 MSV
Laboratory: Pace Analytical Services - Green Bay
Associated Lab Samples: 40216646001, 40216646002, 40216646003, 40216646004, 40216646005, 40216646006

METHOD BLANK: 2130659 Matrix: Water
Associated Lab Samples: 40216646001, 40216646002, 40216646003, 40216646004, 40216646005, 40216646006

Parameter	Units	Blank Result	Reporting Limit	Analyzed	Qualifiers
1,1,1,2-Tetrachloroethane	ug/L	<0.27	1.0	10/19/20 19:52	
1,1,1-Trichloroethane	ug/L	<0.24	1.0	10/19/20 19:52	
1,1,2,2-Tetrachloroethane	ug/L	<0.28	1.0	10/19/20 19:52	
1,1,2-Trichloroethane	ug/L	<0.55	5.0	10/19/20 19:52	
1,1,2-Trichlorotrifluoroethane	ug/L	<0.54	5.0	10/19/20 19:52	
1,1-Dichloroethane	ug/L	<0.27	1.0	10/19/20 19:52	
1,1-Dichloroethene	ug/L	<0.24	1.0	10/19/20 19:52	
1,1-Dichloropropene	ug/L	<0.54	1.8	10/19/20 19:52	
1,2,3-Trichlorobenzene	ug/L	<2.2	7.4	10/19/20 19:52	
1,2,3-Trichloropropane	ug/L	<0.59	5.0	10/19/20 19:52	
1,2,4-Trichlorobenzene	ug/L	<0.95	5.0	10/19/20 19:52	
1,2,4-Trimethylbenzene	ug/L	<0.84	2.8	10/19/20 19:52	
1,2-Dibromo-3-chloropropane	ug/L	<1.8	5.9	10/19/20 19:52	
1,2-Dibromoethane (EDB)	ug/L	<0.83	2.8	10/19/20 19:52	
1,2-Dichlorobenzene	ug/L	<0.71	2.4	10/19/20 19:52	
1,2-Dichloroethane	ug/L	<0.28	1.0	10/19/20 19:52	
1,2-Dichloropropane	ug/L	<0.28	1.0	10/19/20 19:52	
1,3,5-Trimethylbenzene	ug/L	<0.87	2.9	10/19/20 19:52	
1,3-Dichlorobenzene	ug/L	<0.63	2.1	10/19/20 19:52	
1,3-Dichloropropane	ug/L	<0.83	2.8	10/19/20 19:52	
1,4-Dichlorobenzene	ug/L	<0.94	3.1	10/19/20 19:52	
2,2-Dichloropropane	ug/L	<2.3	7.6	10/19/20 19:52	
2-Butanone (MEK)	ug/L	<2.9	20.0	10/19/20 19:52	
2-Chlorotoluene	ug/L	<0.93	5.0	10/19/20 19:52	
2-Hexanone	ug/L	<5.2	17.4	10/19/20 19:52	
4-Chlorotoluene	ug/L	<0.76	2.5	10/19/20 19:52	
4-Methyl-2-pentanone (MIBK)	ug/L	<4.6	15.5	10/19/20 19:52	
Acetone	ug/L	<2.7	20.0	10/19/20 19:52	
Benzene	ug/L	<0.25	1.0	10/19/20 19:52	
Bromobenzene	ug/L	<0.24	1.0	10/19/20 19:52	
Bromochloromethane	ug/L	<0.36	5.0	10/19/20 19:52	
Bromodichloromethane	ug/L	<0.36	1.2	10/19/20 19:52	
Bromoform	ug/L	<4.0	13.2	10/19/20 19:52	
Bromomethane	ug/L	<0.97	5.0	10/19/20 19:52	
Carbon disulfide	ug/L	<0.45	1.5	10/19/20 19:52	
Carbon tetrachloride	ug/L	<1.1	3.6	10/19/20 19:52	
Chlorobenzene	ug/L	<0.71	2.4	10/19/20 19:52	
Chloroethane	ug/L	<1.3	5.0	10/19/20 19:52	
Chloroform	ug/L	<1.3	5.0	10/19/20 19:52	
Chloromethane	ug/L	<2.2	7.3	10/19/20 19:52	

Results presented on this page are in the units indicated by the "Units" column except where an alternate unit is presented to the right of the result.

REPORT OF LABORATORY ANALYSIS

This report shall not be reproduced, except in full,
without the written consent of Pace Analytical Services, LLC.

Pace Analytical Services, LLC
1241 Bellevue Street - Suite 9
Green Bay, WI 54302
(920)469-2436

QUALITY CONTROL DATA

Project: A204226 MADISON KIPP CORP.
Pace Project No.: 40216646

METHOD BLANK: 2130659 Matrix: Water
Associated Lab Samples: 40216646001, 40216646002, 40216646003, 40216646004, 40216646005, 40216646006

Parameter	Units	Blank Result	Reporting Limit	Analyzed	Qualifiers
cis-1,2-Dichloroethene	ug/L	<0.27	1.0	10/19/20 19:52	
cis-1,3-Dichloropropene	ug/L	<3.6	12.1	10/19/20 19:52	
Dibromochloromethane	ug/L	<2.6	8.7	10/19/20 19:52	
Dibromomethane	ug/L	<0.94	3.1	10/19/20 19:52	
Dichlorodifluoromethane	ug/L	<0.50	5.0	10/19/20 19:52	
Diisopropyl ether	ug/L	<1.9	6.3	10/19/20 19:52	
Ethylbenzene	ug/L	<0.32	1.1	10/19/20 19:52	
Hexachloro-1,3-butadiene	ug/L	<1.5	4.9	10/19/20 19:52	
Isopropylbenzene (Cumene)	ug/L	<1.7	5.6	10/19/20 19:52	
m&p-Xylene	ug/L	<0.47	2.0	10/19/20 19:52	
Methyl-tert-butyl ether	ug/L	<1.2	4.2	10/19/20 19:52	
Methylene Chloride	ug/L	<0.58	5.0	10/19/20 19:52	
n-Butylbenzene	ug/L	<0.71	2.4	10/19/20 19:52	
n-Hexane	ug/L	<1.7	5.7	10/19/20 19:52	
n-Propylbenzene	ug/L	<0.81	5.0	10/19/20 19:52	
Naphthalene	ug/L	<1.2	5.0	10/19/20 19:52	
o-Xylene	ug/L	<0.26	1.0	10/19/20 19:52	
p-Isopropyltoluene	ug/L	<0.80	2.7	10/19/20 19:52	
sec-Butylbenzene	ug/L	<0.85	5.0	10/19/20 19:52	
Styrene	ug/L	<3.0	10.0	10/19/20 19:52	
tert-Butylbenzene	ug/L	<0.30	1.0	10/19/20 19:52	
Tetrachloroethene	ug/L	<0.33	1.1	10/19/20 19:52	
Tetrahydrofuran	ug/L	<2.3	20.0	10/19/20 19:52	
Toluene	ug/L	<0.27	1.0	10/19/20 19:52	
trans-1,2-Dichloroethene	ug/L	<0.46	1.5	10/19/20 19:52	
trans-1,3-Dichloropropene	ug/L	<4.4	14.6	10/19/20 19:52	
Trichloroethene	ug/L	<0.26	1.0	10/19/20 19:52	
Trichlorofluoromethane	ug/L	<0.21	1.0	10/19/20 19:52	
Vinyl chloride	ug/L	<0.17	1.0	10/19/20 19:52	
Xylene (Total)	ug/L	<1.5	3.0	10/19/20 19:52	
4-Bromofluorobenzene (S)	%	94	70-130	10/19/20 19:52	
Dibromofluoromethane (S)	%	106	70-130	10/19/20 19:52	
Toluene-d8 (S)	%	97	70-130	10/19/20 19:52	

LABORATORY CONTROL SAMPLE: 2130660

Parameter	Units	Spike Conc.	LCS Result	LCS % Rec	% Rec Limits	Qualifiers
1,1,1-Trichloroethane	ug/L	50	47.9	96	70-130	
1,1,2,2-Tetrachloroethane	ug/L	50	47.8	96	64-131	
1,1,2-Trichloroethane	ug/L	50	46.8	94	70-130	
1,1,2-Trichlorotrifluoroethane	ug/L	50	46.8	94	50-150	
1,1-Dichloroethane	ug/L	50	45.7	91	69-163	
1,1-Dichloroethene	ug/L	50	43.6	87	77-123	
1,2,4-Trichlorobenzene	ug/L	50	45.6	91	68-130	

Results presented on this page are in the units indicated by the "Units" column except where an alternate unit is presented to the right of the result.

REPORT OF LABORATORY ANALYSIS

This report shall not be reproduced, except in full,
without the written consent of Pace Analytical Services, LLC.

Pace Analytical Services, LLC
1241 Bellevue Street - Suite 9
Green Bay, WI 54302
(920)469-2436

QUALITY CONTROL DATA

Project: A204226 MADISON KIPP CORP.
Pace Project No.: 40216646

LABORATORY CONTROL SAMPLE: 2130660

Parameter	Units	Spike Conc.	LCS Result	LCS % Rec	% Rec Limits	Qualifiers
1,2-Dibromo-3-chloropropane	ug/L	50	42.3	85	63-130	
1,2-Dibromoethane (EDB)	ug/L	50	47.7	95	70-130	
1,2-Dichlorobenzene	ug/L	50	48.2	96	70-130	
1,2-Dichloroethane	ug/L	50	45.7	91	78-142	
1,2-Dichloropropane	ug/L	50	51.0	102	86-134	
1,3-Dichlorobenzene	ug/L	50	47.4	95	70-130	
1,4-Dichlorobenzene	ug/L	50	47.4	95	70-130	
Benzene	ug/L	50	47.3	95	70-130	
Bromodichloromethane	ug/L	50	48.5	97	70-130	
Bromoform	ug/L	50	44.4	89	70-130	
Bromomethane	ug/L	50	29.0	58	39-129	
Carbon disulfide	ug/L	50	44.6	89	67-138	
Carbon tetrachloride	ug/L	50	49.9	100	70-132	
Chlorobenzene	ug/L	50	47.7	95	70-130	
Chloroethane	ug/L	50	40.7	81	66-140	
Chloroform	ug/L	50	47.1	94	75-132	
Chloromethane	ug/L	50	30.4	61	32-143	
cis-1,2-Dichloroethene	ug/L	50	46.8	94	70-130	
cis-1,3-Dichloropropene	ug/L	50	49.6	99	70-130	
Dibromochloromethane	ug/L	50	48.2	96	70-130	
Dichlorodifluoromethane	ug/L	50	26.7	53	10-141	
Ethylbenzene	ug/L	50	49.2	98	80-120	
Isopropylbenzene (Cumene)	ug/L	50	50.7	101	70-130	
m&p-Xylene	ug/L	100	101	101	70-130	
Methyl-tert-butyl ether	ug/L	50	45.3	91	61-129	
Methylene Chloride	ug/L	50	45.7	91	70-130	
o-Xylene	ug/L	50	49.7	99	70-130	
Styrene	ug/L	50	50.4	101	70-130	
Tetrachloroethene	ug/L	50	49.4	99	70-130	
Toluene	ug/L	50	47.2	94	80-120	
trans-1,2-Dichloroethene	ug/L	50	47.7	95	70-130	
trans-1,3-Dichloropropene	ug/L	50	43.5	87	69-130	
Trichloroethene	ug/L	50	51.9	104	70-130	
Trichlorofluoromethane	ug/L	50	43.4	87	75-145	
Vinyl chloride	ug/L	50	34.5	69	51-140	
Xylene (Total)	ug/L	150	151	101	70-130	
4-Bromofluorobenzene (S)	%			100	70-130	
Dibromofluoromethane (S)	%			99	70-130	
Toluene-d8 (S)	%			98	70-130	

MATRIX SPIKE & MATRIX SPIKE DUPLICATE: 2131819 2131820

Parameter	Units	40216455006 Result	MS Spike Conc.	MSD Spike Conc.	MS Result	MSD Result	MS % Rec	MSD % Rec	% Rec Limits	RPD	Max RPD	Qual
1,1,1-Trichloroethane	ug/L	<0.24	50	50	48.1	45.8	96	92	70-130	5	20	

Results presented on this page are in the units indicated by the "Units" column except where an alternate unit is presented to the right of the result.

REPORT OF LABORATORY ANALYSIS

This report shall not be reproduced, except in full,
without the written consent of Pace Analytical Services, LLC.

Pace Analytical Services, LLC
1241 Bellevue Street - Suite 9
Green Bay, WI 54302
(920)469-2436

QUALITY CONTROL DATA

Project: A204226 MADISON KIPP CORP.
Pace Project No.: 40216646

MATRIX SPIKE & MATRIX SPIKE DUPLICATE: 2131819 2131820

Parameter	Units	40216455006 Result	MS Spike Conc.	MSD Spike Conc.	MS Result	MSD Result	MS % Rec	MSD % Rec	% Rec Limits	RPD	Max RPD	Qual
1,1,2,2-Tetrachloroethane	ug/L	<0.28	50	50	46.6	46.5	93	93	64-137	0	20	
1,1,2-Trichloroethane	ug/L	<0.55	50	50	46.2	45.2	92	90	70-137	2	20	
1,1,2-Trichlorotrifluoroethane	ug/L	<0.54	50	50	47.3	43.8	95	88	50-150	8	20	
1,1-Dichloroethane	ug/L	<0.27	50	50	46.0	44.5	92	89	69-163	3	20	
1,1-Dichloroethene	ug/L	<0.24	50	50	43.3	41.9	87	84	77-129	3	20	
1,2,4-Trichlorobenzene	ug/L	<0.95	50	50	48.5	45.7	97	91	68-130	6	20	
1,2-Dibromo-3-chloropropane	ug/L	<1.8	50	50	42.4	44.0	85	88	60-130	4	20	
1,2-Dibromoethane (EDB)	ug/L	<0.83	50	50	49.3	46.7	99	93	70-130	5	20	
1,2-Dichlorobenzene	ug/L	<0.71	50	50	47.9	46.8	96	94	70-130	2	20	
1,2-Dichloroethane	ug/L	<0.28	50	50	44.1	44.3	88	89	78-145	0	20	
1,2-Dichloropropane	ug/L	<0.28	50	50	48.8	48.6	98	97	86-135	0	20	
1,3-Dichlorobenzene	ug/L	<0.63	50	50	47.1	47.6	94	95	70-130	1	20	
1,4-Dichlorobenzene	ug/L	<0.94	50	50	48.3	46.5	97	93	70-130	4	20	
Benzene	ug/L	<0.25	50	50	47.4	45.7	95	91	70-136	4	20	
Bromodichloromethane	ug/L	<0.36	50	50	48.1	46.5	96	93	70-130	3	20	
Bromoform	ug/L	<4.0	50	50	43.9	43.6	88	87	69-130	1	20	
Bromomethane	ug/L	<0.97	50	50	32.1	32.6	64	65	39-138	2	20	
Carbon disulfide	ug/L	<0.45	50	50	44.3	42.7	89	85	63-141	4	20	
Carbon tetrachloride	ug/L	<1.1	50	50	48.4	47.0	97	94	70-142	3	20	
Chlorobenzene	ug/L	<0.71	50	50	48.1	47.0	96	94	70-130	2	20	
Chloroethane	ug/L	<1.3	50	50	39.4	37.7	79	75	61-149	4	20	
Chloroform	ug/L	<1.3	50	50	48.6	46.5	97	93	75-133	4	20	
Chloromethane	ug/L	<2.2	50	50	29.7	29.2	59	58	32-143	2	20	
cis-1,2-Dichloroethene	ug/L	<0.27	50	50	47.5	45.6	95	91	70-130	4	20	
cis-1,3-Dichloropropene	ug/L	<3.6	50	50	48.0	48.1	96	96	70-130	0	20	
Dibromochloromethane	ug/L	<2.6	50	50	48.8	47.1	98	94	70-130	3	20	
Dichlorodifluoromethane	ug/L	<0.50	50	50	26.4	25.0	53	50	10-141	5	20	
Ethylbenzene	ug/L	<0.32	50	50	49.0	48.5	98	97	80-120	1	20	
Isopropylbenzene (Cumene)	ug/L	<1.7	50	50	50.9	49.3	102	99	70-130	3	20	
m&p-Xylene	ug/L	<0.47	100	100	101	98.1	101	98	70-130	3	20	
Methyl-tert-butyl ether	ug/L	<1.2	50	50	45.1	44.1	90	88	61-136	2	20	
Methylene Chloride	ug/L	<0.58	50	50	43.7	44.2	87	88	68-137	1	20	
o-Xylene	ug/L	<0.26	50	50	49.1	48.1	98	96	70-130	2	20	
Styrene	ug/L	<3.0	50	50	50.9	49.2	102	98	70-130	4	20	
Tetrachloroethene	ug/L	<0.33	50	50	50.0	48.8	100	98	70-130	2	20	
Toluene	ug/L	<0.27	50	50	47.2	46.4	94	93	80-120	2	20	
trans-1,2-Dichloroethene	ug/L	<0.46	50	50	46.8	45.3	94	91	70-130	3	20	
trans-1,3-Dichloropropene	ug/L	<4.4	50	50	44.1	42.8	88	86	69-130	3	20	
Trichloroethene	ug/L	<0.26	50	50	49.9	49.0	100	98	70-130	2	20	
Trichlorofluoromethane	ug/L	<0.21	50	50	43.1	42.1	86	84	74-157	2	20	
Vinyl chloride	ug/L	<0.17	50	50	34.2	32.7	68	65	51-140	5	20	
Xylene (Total)	ug/L	<1.5	150	150	151	146	100	97	70-130	3	20	
4-Bromofluorobenzene (S)	%						102	100	70-130			

Results presented on this page are in the units indicated by the "Units" column except where an alternate unit is presented to the right of the result.

REPORT OF LABORATORY ANALYSIS

This report shall not be reproduced, except in full,
without the written consent of Pace Analytical Services, LLC.

Pace Analytical Services, LLC
1241 Bellevue Street - Suite 9
Green Bay, WI 54302
(920)469-2436

QUALITY CONTROL DATA

Project: A204226 MADISON KIPP CORP.
Pace Project No.: 40216646

MATRIX SPIKE & MATRIX SPIKE DUPLICATE: 2131819 2131820

Parameter	Units	40216455006 Result	MS Spike Conc.	MSD Spike Conc.	MS Result	MSD Result	MS % Rec	MSD % Rec	% Rec Limits	RPD	Max RPD	Qual
Dibromofluoromethane (S)	%						101	100	70-130			
Toluene-d8 (S)	%						99	99	70-130			

Results presented on this page are in the units indicated by the "Units" column except where an alternate unit is presented to the right of the result.

REPORT OF LABORATORY ANALYSIS

This report shall not be reproduced, except in full,
without the written consent of Pace Analytical Services, LLC.

Pace Analytical Services, LLC
1241 Bellevue Street - Suite 9
Green Bay, WI 54302
(920)469-2436

QUALITY CONTROL DATA

Project: A204226 MADISON KIPP CORP.
Pace Project No.: 40216646

QC Batch: 368551 Analysis Method: EPA 8260
QC Batch Method: EPA 8260 Analysis Description: 8260 MSV
Laboratory: Pace Analytical Services - Green Bay
Associated Lab Samples: 40216646007, 40216646008, 40216646009, 40216646010, 40216646011, 40216646012, 40216646013, 40216646014, 40216646015, 40216646016, 40216646017, 40216646018, 40216646019, 40216646020, 40216646023, 40216646024, 40216646025, 40216646026, 40216646027, 40216646028

METHOD BLANK: 2130666 Matrix: Water
Associated Lab Samples: 40216646007, 40216646008, 40216646009, 40216646010, 40216646011, 40216646012, 40216646013, 40216646014, 40216646015, 40216646016, 40216646017, 40216646018, 40216646019, 40216646020, 40216646023, 40216646024, 40216646025, 40216646026, 40216646027, 40216646028

Parameter	Units	Blank Result	Reporting Limit	Analyzed	Qualifiers
1,1,1,2-Tetrachloroethane	ug/L	<0.27	1.0	10/21/20 14:58	
1,1,1-Trichloroethane	ug/L	<0.24	1.0	10/21/20 14:58	
1,1,2,2-Tetrachloroethane	ug/L	<0.28	1.0	10/21/20 14:58	
1,1,2-Trichloroethane	ug/L	<0.55	5.0	10/21/20 14:58	
1,1,2-Trichlorotrifluoroethane	ug/L	<0.54	5.0	10/21/20 14:58	
1,1-Dichloroethane	ug/L	<0.27	1.0	10/21/20 14:58	
1,1-Dichloroethene	ug/L	<0.24	1.0	10/21/20 14:58	
1,1-Dichloropropene	ug/L	<0.54	1.8	10/21/20 14:58	
1,2,3-Trichlorobenzene	ug/L	<2.2	7.4	10/21/20 14:58	
1,2,3-Trichloropropane	ug/L	<0.59	5.0	10/21/20 14:58	
1,2,4-Trichlorobenzene	ug/L	<0.95	5.0	10/21/20 14:58	
1,2,4-Trimethylbenzene	ug/L	<0.84	2.8	10/21/20 14:58	
1,2-Dibromo-3-chloropropane	ug/L	<1.8	5.9	10/21/20 14:58	
1,2-Dibromoethane (EDB)	ug/L	<0.83	2.8	10/21/20 14:58	
1,2-Dichlorobenzene	ug/L	<0.71	2.4	10/21/20 14:58	
1,2-Dichloroethane	ug/L	<0.28	1.0	10/21/20 14:58	
1,2-Dichloropropane	ug/L	<0.28	1.0	10/21/20 14:58	
1,3,5-Trimethylbenzene	ug/L	<0.87	2.9	10/21/20 14:58	
1,3-Dichlorobenzene	ug/L	<0.63	2.1	10/21/20 14:58	
1,3-Dichloropropane	ug/L	<0.83	2.8	10/21/20 14:58	
1,4-Dichlorobenzene	ug/L	<0.94	3.1	10/21/20 14:58	
2,2-Dichloropropane	ug/L	<2.3	7.6	10/21/20 14:58	
2-Butanone (MEK)	ug/L	<2.9	20.0	10/21/20 14:58	
2-Chlorotoluene	ug/L	<0.93	5.0	10/21/20 14:58	
2-Hexanone	ug/L	<5.2	17.4	10/21/20 14:58	
4-Chlorotoluene	ug/L	<0.76	2.5	10/21/20 14:58	
4-Methyl-2-pentanone (MIBK)	ug/L	<4.6	15.5	10/21/20 14:58	
Acetone	ug/L	<2.7	20.0	10/21/20 14:58	
Benzene	ug/L	<0.25	1.0	10/21/20 14:58	
Bromobenzene	ug/L	<0.24	1.0	10/21/20 14:58	
Bromochloromethane	ug/L	<0.36	5.0	10/21/20 14:58	
Bromodichloromethane	ug/L	<0.36	1.2	10/21/20 14:58	
Bromoform	ug/L	<4.0	13.2	10/21/20 14:58	
Bromomethane	ug/L	<0.97	5.0	10/21/20 14:58	
Carbon disulfide	ug/L	<0.45	1.5	10/21/20 14:58	
Carbon tetrachloride	ug/L	<1.1	3.6	10/21/20 14:58	
Chlorobenzene	ug/L	<0.71	2.4	10/21/20 14:58	

Results presented on this page are in the units indicated by the "Units" column except where an alternate unit is presented to the right of the result.

REPORT OF LABORATORY ANALYSIS

This report shall not be reproduced, except in full,
without the written consent of Pace Analytical Services, LLC.

Pace Analytical Services, LLC
1241 Bellevue Street - Suite 9
Green Bay, WI 54302
(920)469-2436

QUALITY CONTROL DATA

Project: A204226 MADISON KIPP CORP.
Pace Project No.: 40216646

METHOD BLANK: 2130666 Matrix: Water

Associated Lab Samples: 40216646007, 40216646008, 40216646009, 40216646010, 40216646011, 40216646012, 40216646013, 40216646014, 40216646015, 40216646016, 40216646017, 40216646018, 40216646019, 40216646020, 40216646023, 40216646024, 40216646025, 40216646026, 40216646027, 40216646028

Parameter	Units	Blank Result	Reporting Limit	Analyzed	Qualifiers
Chloroethane	ug/L	<1.3	5.0	10/21/20 14:58	
Chloroform	ug/L	<1.3	5.0	10/21/20 14:58	
Chloromethane	ug/L	<2.2	7.3	10/21/20 14:58	
cis-1,2-Dichloroethene	ug/L	<0.27	1.0	10/21/20 14:58	
cis-1,3-Dichloropropene	ug/L	<3.6	12.1	10/21/20 14:58	
Dibromochloromethane	ug/L	<2.6	8.7	10/21/20 14:58	
Dibromomethane	ug/L	<0.94	3.1	10/21/20 14:58	
Dichlorodifluoromethane	ug/L	<0.50	5.0	10/21/20 14:58	
Diisopropyl ether	ug/L	<1.9	6.3	10/21/20 14:58	
Ethylbenzene	ug/L	<0.32	1.1	10/21/20 14:58	
Hexachloro-1,3-butadiene	ug/L	<1.5	4.9	10/21/20 14:58	
Isopropylbenzene (Cumene)	ug/L	<1.7	5.6	10/21/20 14:58	
m&p-Xylene	ug/L	<0.47	2.0	10/21/20 14:58	
Methyl-tert-butyl ether	ug/L	<1.2	4.2	10/21/20 14:58	
Methylene Chloride	ug/L	<0.58	5.0	10/21/20 14:58	
n-Butylbenzene	ug/L	<0.71	2.4	10/21/20 14:58	
n-Hexane	ug/L	<1.7	5.7	10/21/20 14:58	
n-Propylbenzene	ug/L	<0.81	5.0	10/21/20 14:58	
Naphthalene	ug/L	<1.2	5.0	10/21/20 14:58	
o-Xylene	ug/L	<0.26	1.0	10/21/20 14:58	
p-Isopropyltoluene	ug/L	<0.80	2.7	10/21/20 14:58	
sec-Butylbenzene	ug/L	<0.85	5.0	10/21/20 14:58	
Styrene	ug/L	<3.0	10.0	10/21/20 14:58	
tert-Butylbenzene	ug/L	<0.30	1.0	10/21/20 14:58	
Tetrachloroethene	ug/L	<0.33	1.1	10/21/20 14:58	
Tetrahydrofuran	ug/L	<2.3	20.0	10/21/20 14:58	
Toluene	ug/L	<0.27	1.0	10/21/20 14:58	
trans-1,2-Dichloroethene	ug/L	<0.46	1.5	10/21/20 14:58	
trans-1,3-Dichloropropene	ug/L	<4.4	14.6	10/21/20 14:58	
Trichloroethene	ug/L	<0.26	1.0	10/21/20 14:58	
Trichlorofluoromethane	ug/L	<0.21	1.0	10/21/20 14:58	
Vinyl chloride	ug/L	<0.17	1.0	10/21/20 14:58	
Xylene (Total)	ug/L	<1.5	3.0	10/21/20 14:58	
4-Bromofluorobenzene (S)	%	97	70-130	10/21/20 14:58	
Dibromofluoromethane (S)	%	100	70-130	10/21/20 14:58	
Toluene-d8 (S)	%	101	70-130	10/21/20 14:58	

LABORATORY CONTROL SAMPLE: 2130667

Parameter	Units	Spike Conc.	LCS Result	LCS % Rec	% Rec Limits	Qualifiers
1,1,1-Trichloroethane	ug/L	50	51.2	102	70-130	
1,1,2,2-Tetrachloroethane	ug/L	50	51.1	102	64-131	

Results presented on this page are in the units indicated by the "Units" column except where an alternate unit is presented to the right of the result.

REPORT OF LABORATORY ANALYSIS

This report shall not be reproduced, except in full,
without the written consent of Pace Analytical Services, LLC.

Pace Analytical Services, LLC
1241 Bellevue Street - Suite 9
Green Bay, WI 54302
(920)469-2436

QUALITY CONTROL DATA

Project: A204226 MADISON KIPP CORP.
Pace Project No.: 40216646

LABORATORY CONTROL SAMPLE: 2130667

Parameter	Units	Spike Conc.	LCS Result	LCS % Rec	% Rec Limits	Qualifiers
1,1,2-Trichloroethane	ug/L	50	50.2	100	70-130	
1,1,2-Trichlorotrifluoroethane	ug/L	50	49.7	99	50-150	
1,1-Dichloroethane	ug/L	50	48.8	98	69-163	
1,1-Dichloroethene	ug/L	50	47.3	95	77-123	
1,2,4-Trichlorobenzene	ug/L	50	47.0	94	68-130	
1,2-Dibromo-3-chloropropane	ug/L	50	45.2	90	63-130	
1,2-Dibromoethane (EDB)	ug/L	50	50.6	101	70-130	
1,2-Dichlorobenzene	ug/L	50	49.2	98	70-130	
1,2-Dichloroethane	ug/L	50	50.3	101	78-142	
1,2-Dichloropropane	ug/L	50	50.8	102	86-134	
1,3-Dichlorobenzene	ug/L	50	49.2	98	70-130	
1,4-Dichlorobenzene	ug/L	50	48.7	97	70-130	
Benzene	ug/L	50	48.7	97	70-130	
Bromodichloromethane	ug/L	50	50.5	101	70-130	
Bromoform	ug/L	50	50.5	101	70-130	
Bromomethane	ug/L	50	36.4	73	39-129	
Carbon disulfide	ug/L	50	46.0	92	67-138	
Carbon tetrachloride	ug/L	50	52.7	105	70-132	
Chlorobenzene	ug/L	50	49.8	100	70-130	
Chloroethane	ug/L	50	42.9	86	66-140	
Chloroform	ug/L	50	49.9	100	75-132	
Chloromethane	ug/L	50	32.1	64	32-143	
cis-1,2-Dichloroethene	ug/L	50	47.9	96	70-130	
cis-1,3-Dichloropropene	ug/L	50	45.8	92	70-130	
Dibromochloromethane	ug/L	50	51.0	102	70-130	
Dichlorodifluoromethane	ug/L	50	28.5	57	10-141	
Ethylbenzene	ug/L	50	51.3	103	80-120	
Isopropylbenzene (Cumene)	ug/L	50	51.9	104	70-130	
m&p-Xylene	ug/L	100	102	102	70-130	
Methyl-tert-butyl ether	ug/L	50	47.9	96	61-129	
Methylene Chloride	ug/L	50	47.5	95	70-130	
o-Xylene	ug/L	50	50.8	102	70-130	
Styrene	ug/L	50	51.6	103	70-130	
Tetrachloroethene	ug/L	50	50.5	101	70-130	
Toluene	ug/L	50	49.5	99	80-120	
trans-1,2-Dichloroethene	ug/L	50	49.2	98	70-130	
trans-1,3-Dichloropropene	ug/L	50	44.2	88	69-130	
Trichloroethene	ug/L	50	52.3	105	70-130	
Trichlorofluoromethane	ug/L	50	48.0	96	75-145	
Vinyl chloride	ug/L	50	38.2	76	51-140	
Xylene (Total)	ug/L	150	152	102	70-130	
4-Bromofluorobenzene (S)	%			100	70-130	
Dibromofluoromethane (S)	%			102	70-130	
Toluene-d8 (S)	%			99	70-130	

Results presented on this page are in the units indicated by the "Units" column except where an alternate unit is presented to the right of the result.

REPORT OF LABORATORY ANALYSIS

This report shall not be reproduced, except in full,
without the written consent of Pace Analytical Services, LLC.

Pace Analytical Services, LLC
1241 Bellevue Street - Suite 9
Green Bay, WI 54302
(920)469-2436

QUALITY CONTROL DATA

Project: A204226 MADISON KIPP CORP.
Pace Project No.: 40216646

MATRIX SPIKE & MATRIX SPIKE DUPLICATE: 2132074 2132075

Parameter	Units	40216646007 Result	MS Spike Conc.	MSD Spike Conc.	MS Result	MSD Result	MS % Rec	MSD % Rec	% Rec Limits	RPD	Max RPD	Qual
1,1,1-Trichloroethane	ug/L	<0.24	50	50	53.3	52.4	107	105	70-130	2	20	
1,1,2,2-Tetrachloroethane	ug/L	<0.28	50	50	53.4	51.9	107	104	64-137	3	20	
1,1,2-Trichloroethane	ug/L	<0.55	50	50	53.4	51.3	107	103	70-137	4	20	
1,1,2-Trichlorotrifluoroethane	ug/L	<0.54	50	50	51.7	50.5	103	101	50-150	2	20	
1,1-Dichloroethane	ug/L	<0.27	50	50	51.1	50.4	102	101	69-163	1	20	
1,1-Dichloroethene	ug/L	<0.24	50	50	48.8	48.1	98	96	77-129	2	20	
1,2,4-Trichlorobenzene	ug/L	<0.95	50	50	49.2	49.4	98	98	68-130	0	20	
1,2-Dibromo-3-chloropropane	ug/L	<1.8	50	50	50.1	48.2	100	96	60-130	4	20	
1,2-Dibromoethane (EDB)	ug/L	<0.83	50	50	53.4	51.9	107	104	70-130	3	20	
1,2-Dichlorobenzene	ug/L	<0.71	50	50	51.0	50.2	102	100	70-130	2	20	
1,2-Dichloroethane	ug/L	<0.28	50	50	52.6	49.4	105	99	78-145	6	20	
1,2-Dichloropropane	ug/L	<0.28	50	50	52.6	50.8	105	102	86-135	3	20	
1,3-Dichlorobenzene	ug/L	<0.63	50	50	50.5	50.1	101	100	70-130	1	20	
1,4-Dichlorobenzene	ug/L	<0.94	50	50	50.7	49.7	101	99	70-130	2	20	
Benzene	ug/L	<0.25	50	50	50.5	49.6	101	99	70-136	2	20	
Bromodichloromethane	ug/L	<0.36	50	50	52.6	51.4	105	103	70-130	2	20	
Bromoform	ug/L	<4.0	50	50	53.9	51.6	108	103	69-130	4	20	
Bromomethane	ug/L	<0.97	50	50	43.3	44.6	87	89	39-138	3	20	
Carbon disulfide	ug/L	<0.45	50	50	48.3	47.0	97	94	63-141	3	20	
Carbon tetrachloride	ug/L	<1.1	50	50	55.3	54.1	111	108	70-142	2	20	
Chlorobenzene	ug/L	<0.71	50	50	52.0	50.5	104	101	70-130	3	20	
Chloroethane	ug/L	<1.3	50	50	44.4	42.4	89	85	61-149	5	20	
Chloroform	ug/L	<1.3	50	50	52.6	50.8	105	101	75-133	4	20	
Chloromethane	ug/L	<2.2	50	50	33.0	31.9	66	64	32-143	3	20	
cis-1,2-Dichloroethene	ug/L	10.9	50	50	62.0	60.0	102	98	70-130	3	20	
cis-1,3-Dichloropropene	ug/L	<3.6	50	50	47.7	46.5	95	93	70-130	3	20	
Dibromochloromethane	ug/L	<2.6	50	50	54.1	52.1	108	104	70-130	4	20	
Dichlorodifluoromethane	ug/L	<0.50	50	50	28.2	27.6	56	55	10-141	2	20	
Ethylbenzene	ug/L	<0.32	50	50	53.5	52.0	107	104	80-120	3	20	
Isopropylbenzene (Cumene)	ug/L	<1.7	50	50	54.6	53.2	109	106	70-130	3	20	
m&p-Xylene	ug/L	<0.47	100	100	106	104	106	104	70-130	2	20	
Methyl-tert-butyl ether	ug/L	<1.2	50	50	50.6	48.8	101	98	61-136	4	20	
Methylene Chloride	ug/L	<0.58	50	50	49.5	48.1	99	96	68-137	3	20	
o-Xylene	ug/L	<0.26	50	50	53.4	52.1	107	104	70-130	3	20	
Styrene	ug/L	<3.0	50	50	54.0	52.5	108	105	70-130	3	20	
Tetrachloroethene	ug/L	65.9	50	50	121	118	110	105	70-130	2	20	
Toluene	ug/L	<0.27	50	50	52.1	50.6	104	101	80-120	3	20	
trans-1,2-Dichloroethene	ug/L	<0.46	50	50	51.8	50.7	103	101	70-130	2	20	
trans-1,3-Dichloropropene	ug/L	<4.4	50	50	47.7	45.4	95	91	69-130	5	20	
Trichloroethene	ug/L	16.5	50	50	71.6	70.1	110	107	70-130	2	20	
Trichlorofluoromethane	ug/L	<0.21	50	50	49.5	48.4	99	97	74-157	2	20	
Vinyl chloride	ug/L	<0.17	50	50	39.9	38.7	80	77	51-140	3	20	
Xylene (Total)	ug/L	<1.5	150	150	160	156	107	104	70-130	2	20	

Results presented on this page are in the units indicated by the "Units" column except where an alternate unit is presented to the right of the result.

REPORT OF LABORATORY ANALYSIS

This report shall not be reproduced, except in full,
without the written consent of Pace Analytical Services, LLC.

Pace Analytical Services, LLC
1241 Bellevue Street - Suite 9
Green Bay, WI 54302
(920)469-2436

QUALITY CONTROL DATA

Project: A204226 MADISON KIPP CORP.
Pace Project No.: 40216646

MATRIX SPIKE & MATRIX SPIKE DUPLICATE: 2132074 2132075

Parameter	Units	40216646007 Result	MS Spike Conc.	MSD Spike Conc.	MS Result	MSD Result	MS % Rec	MSD % Rec	% Rec Limits	RPD	Max RPD	Qual
4-Bromofluorobenzene (S)	%						101	101	70-130			
Dibromofluoromethane (S)	%						102	102	70-130			
Toluene-d8 (S)	%						101	100	70-130			

Results presented on this page are in the units indicated by the "Units" column except where an alternate unit is presented to the right of the result.

REPORT OF LABORATORY ANALYSIS

This report shall not be reproduced, except in full,
without the written consent of Pace Analytical Services, LLC.

Pace Analytical Services, LLC
1241 Bellevue Street - Suite 9
Green Bay, WI 54302
(920)469-2436

QUALITY CONTROL DATA

Project: A204226 MADISON KIPP CORP.
Pace Project No.: 40216646

QC Batch: 368577
QC Batch Method: SM 2540C
Analysis Method: SM 2540C
Analysis Description: 2540C Total Dissolved Solids
Laboratory: Pace Analytical Services - Green Bay
Associated Lab Samples: 40216646021, 40216646022

METHOD BLANK: 2130946 Matrix: Water
Associated Lab Samples: 40216646021, 40216646022

Parameter	Units	Blank Result	Reporting Limit	Analyzed	Qualifiers
Total Dissolved Solids	mg/L	<8.7	20.0	10/16/20 16:41	

LABORATORY CONTROL SAMPLE: 2130947

Parameter	Units	Spike Conc.	LCS Result	LCS % Rec	% Rec Limits	Qualifiers
Total Dissolved Solids	mg/L	584	550	94	80-120	

SAMPLE DUPLICATE: 2130948

Parameter	Units	40216646021 Result	Dup Result	RPD	Max RPD	Qualifiers
Total Dissolved Solids	mg/L	2150	2170	1	10	

SAMPLE DUPLICATE: 2130949

Parameter	Units	40216669001 Result	Dup Result	RPD	Max RPD	Qualifiers
Total Dissolved Solids	mg/L	138	146	6	10	

Results presented on this page are in the units indicated by the "Units" column except where an alternate unit is presented to the right of the result.

REPORT OF LABORATORY ANALYSIS

This report shall not be reproduced, except in full,
without the written consent of Pace Analytical Services, LLC.

Pace Analytical Services, LLC
1241 Bellevue Street - Suite 9
Green Bay, WI 54302
(920)469-2436

QUALITY CONTROL DATA

Project: A204226 MADISON KIPP CORP.
Pace Project No.: 40216646

QC Batch: 368639
QC Batch Method: SM 2540D
Analysis Method: SM 2540D
Analysis Description: 2540D Total Suspended Solids
Laboratory: Pace Analytical Services - Green Bay
Associated Lab Samples: 40216646021, 40216646022

METHOD BLANK: 2131474 Matrix: Water
Associated Lab Samples: 40216646021, 40216646022

Parameter	Units	Blank Result	Reporting Limit	Analyzed	Qualifiers
Total Suspended Solids	mg/L	<0.48	1.0	10/19/20 10:25	

LABORATORY CONTROL SAMPLE: 2131475

Parameter	Units	Spike Conc.	LCS Result	LCS % Rec	% Rec Limits	Qualifiers
Total Suspended Solids	mg/L	100	106	106	80-120	

SAMPLE DUPLICATE: 2131476

Parameter	Units	40216736002 Result	Dup Result	RPD	Max RPD	Qualifiers
Total Suspended Solids	mg/L	295	315	7	10	

SAMPLE DUPLICATE: 2131477

Parameter	Units	40216736003 Result	Dup Result	RPD	Max RPD	Qualifiers
Total Suspended Solids	mg/L	690	690	0	10	

Results presented on this page are in the units indicated by the "Units" column except where an alternate unit is presented to the right of the result.

REPORT OF LABORATORY ANALYSIS

This report shall not be reproduced, except in full,
without the written consent of Pace Analytical Services, LLC.

Pace Analytical Services, LLC
1241 Bellevue Street - Suite 9
Green Bay, WI 54302
(920)469-2436

QUALIFIERS

Project: A204226 MADISON KIPP CORP.
Pace Project No.: 40216646

DEFINITIONS

DF - Dilution Factor, if reported, represents the factor applied to the reported data due to dilution of the sample aliquot.

ND - Not Detected at or above LOD.

J - Estimated concentration at or above the LOD and below the LOQ.

LOD - Limit of Detection adjusted for dilution factor, percent moisture, initial weight and final volume.

LOQ - Limit of Quantitation adjusted for dilution factor, percent moisture, initial weight and final volume.

S - Surrogate

1,2-Diphenylhydrazine decomposes to and cannot be separated from Azobenzene using Method 8270. The result for each analyte is a combined concentration.

Consistent with EPA guidelines, unrounded data are displayed and have been used to calculate % recovery and RPD values.

LCS(D) - Laboratory Control Sample (Duplicate)

MS(D) - Matrix Spike (Duplicate)

DUP - Sample Duplicate

RPD - Relative Percent Difference

NC - Not Calculable.

SG - Silica Gel - Clean-Up

U - Indicates the compound was analyzed for, but not detected at or above the adjusted LOD.

N-Nitrosodiphenylamine decomposes and cannot be separated from Diphenylamine using Method 8270. The result reported for each analyte is a combined concentration.

Pace Analytical is TNI accredited. Contact your Pace PM for the current list of accredited analytes.

TNI - The NELAC Institute.

This report shall not be reproduced, except in full,
without the written consent of Pace Analytical Services, LLC.

Pace Analytical Services, LLC
1241 Bellevue Street - Suite 9
Green Bay, WI 54302
(920)469-2436

QUALITY CONTROL DATA CROSS REFERENCE TABLE

Project: A204226 MADISON KIPP CORP.
Pace Project No.: 40216646

Lab ID	Sample ID	QC Batch Method	QC Batch	Analytical Method	Analytical Batch
40216646001	**MP-13 (163-167)**	EPA 8260	368550		
40216646002	**MP-13 (135-139)**	EPA 8260	368550		
40216646003	**MP-13 (121-125)**	EPA 8260	368550		
40216646004	**MP-13 (102-106)**	EPA 8260	368550		
40216646005	**MP-13 (081-085)**	EPA 8260	368550		
40216646006	**MP-13 (067-071)**	EPA 8260	368550		
40216646007	**MP-13 (044-048)**	EPA 8260	368551		
40216646008	**MP-15 (177-187)**	EPA 8260	368551		
40216646009	**MP-15 (142-146)**	EPA 8260	368551		
40216646010	**MP-15 (120-125)**	EPA 8260	368551		
40216646011	**MP-15 (100-105)**	EPA 8260	368551		
40216646012	**MP-15 (088-092)**	EPA 8260	368551		
40216646013	**MP-14 (170-178)**	EPA 8260	368551		
40216646014	**MP-14 (135-140)**	EPA 8260	368551		
40216646015	**MP-14 (100-105)**	EPA 8260	368551		
40216646016	**MP-16 (175-179)**	EPA 8260	368551		
40216646017	**MP-16 (140-144)**	EPA 8260	368551		
40216646018	**MP-16 (106-116)**	EPA 8260	368551		
40216646019	**MW-25D2**	EPA 8260	368551		
40216646020	**MW-25D**	EPA 8260	368551		
40216646023	**MW-4D2**	EPA 8260	368551		
40216646024	**MW-9D**	EPA 8260	368551		
40216646025	**MW-9D2**	EPA 8260	368551		
40216646026	**MW-27D**	EPA 8260	368551		
40216646027	**MW-27D2**	EPA 8260	368551		
40216646028	**TRIP BLANK**	EPA 8260	368551		
40216646021	**MW-4S**	SM 2540C	368577		
40216646022	**MW-4D**	SM 2540C	368577		
40216646021	**MW-4S**	SM 2540D	368639		
40216646022	**MW-4D**	SM 2540D	368639		

This report shall not be reproduced, except in full,
without the written consent of Pace Analytical Services, LLC.

Pace Analytical®
ENVIRONMENTAL SCIENCES
MOBILE LAB SERVICES

SUBCONTRACT ORDER

Pace Analytical - Madison

A204226

SENDING LABORATORY:

Pace Analytical - Madison
2525 Advance Road
Madison, WI 53718
Phone: 608.221.8700
Fax: 608,221,4889
Project Manager: Jessica Esser

RECEIVING LABORATORY:

Pace Analytical
1241 Bellevue Street, Suite 9
Green Bay, WI 54302
Phone :(920) 469-2436
Fax: (920) 469-8827

Turn around Time: X Normal
_____ Rush

Project Name: Madison Kipp Corporation - Madison, WI

Analysis	Due	Expires	Laboratory ID	Comments
001				
MP-13 (163-167) **Lab ID: A204226-01** **Water** **Sampled: 10/12/2020 13:40**				
8260 WI Full List	10/29/2020 00:00	10/26/2020 13:40		Report to MDL-Report total xylenes
Containers Supplied:				
07_40mL Clear Vial (pre-] 07_40mL Clear Vial (pre-] 07_40mL Clear Vial (pre-]				
002				
MP-13 (135-139) **Lab ID: A204226-02** **Water** **Sampled: 10/12/2020 14:10**				
8260 WI Full List	10/29/2020 00:00	10/26/2020 14:10		Report to MDL-Report total xylenes
Containers Supplied:				
07_40mL Clear Vial (pre-] 07_40mL Clear Vial (pre-] 07_40mL Clear Vial (pre-]				
003				
MP-13 (121-125) **Lab ID: A204226-03** **Water** **Sampled: 10/12/2020 14:40**				
8260 WI Full List	10/29/2020 00:00	10/26/2020 14:40		Report to MDL-Report total xylenes
Containers Supplied:				
07_40mL Clear Vial (pre-] 07_40mL Clear Vial (pre-] 07_40mL Clear Vial (pre-]				
004				
MP-13 (102-106) **Lab ID: A204226-04** **Water** **Sampled: 10/12/2020 15:10**				
8260 WI Full List	10/29/2020 00:00	10/26/2020 15:10		Report to MDL-Report total xylenes
Containers Supplied:				
07_40mL Clear Vial (pre-] 07_40mL Clear Vial (pre-] 07_40mL Clear Vial (pre-]				
005				
MP-13 (081-085) **Lab ID: A204226-05** **Water** **Sampled: 10/12/2020 15:30**				
8260 WI Full List	10/29/2020 00:00	10/26/2020 15:30		Report to MDL-Report total xylenes
Containers Supplied:				
07_40mL Clear Vial (pre-] 07_40mL Clear Vial (pre-] 07_40mL Clear Vial (pre-]				

Jessica Esser 10-15-20 1500
Released By Date Received By Date

C Rogstad 10/16/20 1000 Susan K Ulrey 10/16/20 1000
Released By Date Received By Date

Pace Analytical®
ENVIRONMENTAL SCIENCES
MOBILE LAB SERVICES

SUBCONTRACT ORDER

Pace Analytical - Madison

A204226

Analysis	Due	Expires	Laboratory ID	Comments
MP-13 (067-071) 006 **Lab ID: A204226-06** **Water** **Sampled: 10/12/2020 15:50**				
8260 WI Full List	10/29/2020 00:00	10/26/2020 15:50		Report to MDL-Report total xylenes
Containers Supplied: 07_40mL Clear Vial (pre-] 07_40mL Clear Vial (pre-] 07_40mL Clear Vial (pre-]				
MP-13 (044-048) 007 **Lab ID: A204226-07** **Water** **Sampled: 10/12/2020 16:15**				
8260 WI Full List	10/29/2020 00:00	10/26/2020 16:15		Report to MDL-Report total xylenes
Containers Supplied: 07_40mL Clear Vial (pre-] 07_40mL Clear Vial (pre-] 07_40mL Clear Vial (pre-]				
MP-15 (177-187) 008 **Lab ID: A204226-08** **Water** **Sampled: 10/13/2020 07:50**				
8260 WI Full List	10/29/2020 00:00	10/27/2020 07:50		Report to MDL-Report total xylenes
Containers Supplied: 07_40mL Clear Vial (pre-] 07_40mL Clear Vial (pre-] 07_40mL Clear Vial (pre-]				
MP-15 (142-146) 009 **Lab ID: A204226-09** **Water** **Sampled: 10/13/2020 08:20**				
8260 WI Full List	10/29/2020 00:00	10/27/2020 08:20		Report to MDL-Report total xylenes
Containers Supplied: 07_40mL Clear Vial (pre-] 07_40mL Clear Vial (pre-] 07_40mL Clear Vial (pre-]				
MP-15 (120-125) 010 **Lab ID: A204226-10** **Water** **Sampled: 10/13/2020 08:40**				
8260 WI Full List	10/29/2020 00:00	10/27/2020 08:40		Report to MDL-Report total xylenes
Containers Supplied: 07_40mL Clear Vial (pre-] 07_40mL Clear Vial (pre-] 07_40mL Clear Vial (pre-]				
MP-15 (100-105) 011 **Lab ID: A204226-11** **Water** **Sampled: 10/13/2020 09:10**				
8260 WI Full List	10/29/2020 00:00	10/27/2020 09:10		Report to MDL-Report total xylenes
Containers Supplied: 07_40mL Clear Vial (pre-] 07_40mL Clear Vial (pre-] 07_40mL Clear Vial (pre-]				
MP-15 (088-092) 012 **Lab ID: A204226-12** **Water** **Sampled: 10/13/2020 09:25**				
8260 WI Full List	10/29/2020 00:00	10/27/2020 09:25		Report to MDL-Report total xylenes
Containers Supplied: 07_40mL Clear Vial (pre-] 07_40mL Clear Vial (pre-] 07_40mL Clear Vial (pre-]				

Released By	Date	Received By	Date
[illegible]	10-15-20 1500		
[illegible]	10/16/20 1000	[illegible] Pace	10/16/20 1000

Pace Analytical®
ENVIRONMENTAL SCIENCES
MOBILE LAB SERVICES

SUBCONTRACT ORDER

Pace Analytical - Madison

A204226

Analysis	Due	Expires	Laboratory ID	Comments
MP-14 (170-178) **Lab ID: A204226-13** **Water** **Sampled: 10/13/2020 10:20**	013			
8260 WI Full List	10/29/2020 00:00	10/27/2020 10:20		Report to MDL-Report total xylenes
Containers Supplied: 07_40mL Clear Vial (pre-] 07_40mL Clear Vial (pre-] 07_40mL Clear Vial (pre-]				
MP-14 (135-140) **Lab ID: A204226-14** **Water** **Sampled: 10/13/2020 10:55**	014			
8260 WI Full List	10/29/2020 00:00	10/27/2020 10:55		Report to MDL-Report total xylenes
Containers Supplied: 07_40mL Clear Vial (pre-] 07_40mL Clear Vial (pre-] 07_40mL Clear Vial (pre-]				
MP-14 (100-105) **Lab ID: A204226-15** **Water** **Sampled: 10/13/2020 11:15**	015			
8260 WI Full List	10/29/2020 00:00	10/27/2020 11:15		Report to MDL-Report total xylenes
Containers Supplied: 07_40mL Clear Vial (pre-] 07_40mL Clear Vial (pre-] 07_40mL Clear Vial (pre-]				
MP-16 (175-179) **Lab ID: A204226-16** **Water** **Sampled: 10/13/2020 12:15**	016			
8260 WI Full List	10/29/2020 00:00	10/27/2020 12:15		Report to MDL-Report total xylenes
Containers Supplied: 07_40mL Clear Vial (pre-] 07_40mL Clear Vial (pre-] 07_40mL Clear Vial (pre-]				
MP-16 (140-144) **Lab ID: A204226-17** **Water** **Sampled: 10/13/2020 12:35**	017			
8260 WI Full List	10/29/2020 00:00	10/27/2020 12:35		Report to MDL-Report total xylenes
Containers Supplied: 07_40mL Clear Vial (pre-] 07_40mL Clear Vial (pre-] 07_40mL Clear Vial (pre-]				
MP-16 (106-116) **Lab ID: A204226-18** **Water** **Sampled: 10/13/2020 13:15**	018			
8260 WI Full List	10/29/2020 00:00	10/27/2020 13:15		Report to MDL-Report total xylenes
Containers Supplied: 07_40mL Clear Vial (pre-] 07_40mL Clear Vial (pre-] 07_40mL Clear Vial (pre-]				
MW-25D2 **Lab ID: A204226-19** **Water** **Sampled: 10/13/2020 15:51**	019			
8260 WI Full List	10/29/2020 00:00	10/27/2020 15:51		Report to MDL-Report total xylenes
Containers Supplied: 07_40mL Clear Vial (pre-] 07_40mL Clear Vial (pre-] 07_40mL Clear Vial (pre-] 07_40mL Clear Vial (pre-] 07_40mL Clear Vial (pre-] 07_40mL Clear Vial (pre-]				

Released By	Date	Received By	Date
[illegible]	10-15-20 1500		
[illegible] Logistics	10/16/20 1000	[illegible] Pace	10/16/20 1000

Pace Analytical®
ENVIRONMENTAL SCIENCES
MOBILE LAB SERVICES

SUBCONTRACT ORDER

Pace Analytical - Madison

A204226

Analysis	Due	Expires	Laboratory ID	Comments
MW-25D 020	**Lab ID: A204226-20**	**Water**	**Sampled: 10/13/2020 17:13**	
8260 WI Full List	10/29/2020 00:00	10/27/2020 17:13		Report to MDL-Report total xylenes
Containers Supplied:				
07_40mL Clear Vial (pre-] 07_40mL Clear Vial (pre-] 07_40mL Clear Vial (pre-]				
MW-4S 021	**Lab ID: A204226-21**	**Water**	**Sampled: 10/14/2020 15:53**	
2540D - Suspended Solids	10/29/2020 00:00	10/21/2020 15:53		
Subcontracted Analysis - Pace	10/29/2020 00:00	10/28/2020 15:53		Dissolved Solids, Total
Containers Supplied:				
14_1000mL Plastic Cool t 14_250mL Plastic Cool to				
MW-4D 022	**Lab ID: A204226-22**	**Water**	**Sampled: 10/14/2020 14:35**	
2540D - Suspended Solids	10/29/2020 00:00	10/21/2020 14:35		
Subcontracted Analysis - Pace	10/29/2020 00:00	10/28/2020 14:35		Dissolved Solids, Total
Containers Supplied:				
14_1000mL Plastic Cool t 14_250mL Plastic Cool to 14_1000mL Plastic Cool t 14_250mL Plastic Cool to				
MW-4D2 023	**Lab ID: A204226-23**	**Water**	**Sampled: 10/14/2020 12:59**	
8260 WI Full List	10/29/2020 00:00	10/28/2020 12:59		Report to MDL-Report total xylenes
Containers Supplied:				
07_40mL Clear Vial (pre-] 07_40mL Clear Vial (pre-] 07_40mL Clear Vial (pre-]				
MW-9D 024	**Lab ID: A204226-24**	**Water**	**Sampled: 10/14/2020 11:45**	
8260 WI Full List	10/29/2020 00:00	10/28/2020 11:45		Report to MDL-Report total xylenes
Containers Supplied:				
07_40mL Clear Vial (pre-] 07_40mL Clear Vial (pre-] 07_40mL Clear Vial (pre-]				
MW-9D2 025	**Lab ID: A204226-25**	**Water**	**Sampled: 10/14/2020 11:21**	
8260 WI Full List	10/29/2020 00:00	10/28/2020 11:21		Report to MDL-Report total xylenes
Containers Supplied:				
07_40mL Clear Vial (pre-] 07_40mL Clear Vial (pre-] 07_40mL Clear Vial (pre-]				
MW-27D 026	**Lab ID: A204226-26**	**Water**	**Sampled: 10/14/2020 10:01**	
8260 WI Full List	10/29/2020 00:00	10/28/2020 10:01		Report to MDL-Report total xylenes
Containers Supplied:				
07_40mL Clear Vial (pre-] 07_40mL Clear Vial (pre-] 07_40mL Clear Vial (pre-]				

Released By	Date	Received By	Date
Jessica Esser	10-15-20 1500		
C S Logistics	10/16/20 1000	Susan Wyee Pace	10/16/20 1000

Pace Analytical®
ENVIRONMENTAL SCIENCES
MOBILE LAB SERVICES

SUBCONTRACT ORDER

Pace Analytical - Madison

A204226

Analysis	Due	Expires	Laboratory ID	Comments
MW-27D2 027 **Lab ID: A204226-27** **Water** **Sampled: 10/14/2020 09:01**				
8260 WI Full List	10/29/2020 00:00	10/28/2020 09:01		Report to MDL-Report total xylenes
Containers Supplied: 07_40mL Clear Vial (pre-] 07_40mL Clear Vial (pre-] 07_40mL Clear Vial (pre-]				
Trip Blank 028 **Lab ID: A204226-28** **Water** **Sampled: 10/14/2020 00:00**				
8260 WI Full List	10/29/2020 00:00	10/28/2020 00:00		Report to MDL-Report total xylenes
Containers Supplied: 07_40mL Clear Vial (pre-]				

Jennifer Cook 10-15-20 1500
Released By Date Received By Date

CS Logistics 10/16/20 1000 Susan T. Wyse Pace 10/16/20 1000
Released By Date Received By Date

Pace Analytical Services, LLC
1241 Bellevue Street, Suite 9
Green Bay, WI 54302

Sample Preservation Receipt Form

Client Name: Pace Madison, WI Project # _____

All containers needing preservation have been checked and noted below: ☐Yes ☐No ☐N/A

Initial when completed: Date/ Time:

Lab Lot# of pH paper: Lab Std #ID of preservation (if pH adjusted):

Pace Lab #	Glass								Plastic					Vials						Jars				General			VOA Vials (>6mm) *	H2SO4 pH ≤2	NaOH+Zn Act pH ≥9	NaOH pH ≥12	HNO3 pH ≤2	pH after adjusted	Volume (mL)
	AG1U	BG1U	AG1H	AG4S	AG4U	AG5U	AG2S	BG3U	BP1U	BP3U	BP3B	BP3N	BP3S	VG9A	DG9T	VG9U	VG9H	VG9M	VG9D	JGFU	JG9U	WGFU	WPFU	SP5T	ZPLC	GN							
001																	3															2.5 / 5 / 10
002																	3															2.5 / 5 / 10
003																	3															2.5 / 5 / 10
004																	3															2.5 / 5 / 10
005																	3															2.5 / 5 / 10
006																	3															2.5 / 5 / 10
007																	3															2.5 / 5 / 10
008																	3															2.5 / 5 / 10
009																	3															2.5 / 5 / 10
010																	3															2.5 / 5 / 10
011																	3															2.5 / 5 / 10
012																	3															2.5 / 5 / 10
013																	3															2.5 / 5 / 10
014																	3															2.5 / 5 / 10
015																	3															2.5 / 5 / 10
016																	3															2.5 / 5 / 10
017																	3															2.5 / 5 / 10
018																	3															2.5 / 5 / 10
019																	6															2.5 / 5 / 10
020																	3															2.5 / 5 / 10

Exceptions to preservation check: VOA, Coliform, TOC, TOX, TOH, O&G, WI DRO, Phenolics, Other: _____ Headspace in VOA Vials (>6mm) : ☐Yes ☐No ☐N/A *If yes look in headspace column

AG1U	1 liter amber glass
BG1U	1 liter clear glass
AG1H	1 liter amber glass HCL
AG4S	125 mL amber glass H2SO4
AG4U	120 mL amber glass unpres
AG5U	100 mL amber glass unpres
AG2S	500 mL amber glass H2SO4
BG3U	250 mL clear glass unpres

BP1U	1 liter plastic unpres
BP3U	250 mL plastic unpres
BP3B	250 mL plastic NaOH
BP3N	250 mL plastic HNO3
BP3S	250 mL plastic H2SO4

VG9A	40 mL clear ascorbic
DG9T	40 mL amber Na Thio
VG9U	40 mL clear vial unpres
VG9H	40 mL clear vial HCL
VG9M	40 mL clear vial MeOH
VG9D	40 mL clear vial DI

JGFU	4 oz amber jar unpres
JG9U	9 oz amber jar unpres
WGFU	4 oz clear jar unpres
WPFU	4 oz plastic jar unpres
SP5T	120 mL plastic Na Thiosulfate
ZPLC	ziploc bag
GN	

Pace Analytical Services, LLC
1241 Bellevue Street, Suite 9
Green Bay, WI 54302

Sample Preservation Receipt Form

Client Name: Pace Madison Project #:

Pace Lab #	Glass AG1U	BG1U	AG1H	AG4S	AG4U	AG5U	AG2S	BG3U	Plastic BP1U	BP3U	BP3B	BP3N	BP3S	Vials VG9A	DG9T	VG9U	VG9H	VG9M	VG9D	Jars JGFU	JG9U	WGFU	WPFU	General SP5T	ZPLC	GN	VOA Vials (>6mm) *	H_2SO_4 pH ≤2	NaOH+Zn Act pH ≥9	NaOH pH ≥12	HNO_3 pH ≤2	pH after adjusted	Volume (mL)
021									1	1							~~3~~	10/16/20		SRK													2.5 / 5 / 10
022									2	2																							2.5 / 5 / 10
023									~~2~~	~~2~~	10/16/20 SRK						3	10/16/20		SRK													2.5 / 5 / 10
024																	3																2.5 / 5 / 10
025																	3																2.5 / 5 / 10
026																	3																2.5 / 5 / 10
027																	3																2.5 / 5 / 10
028																	~~3~~ 1																2.5 / 5 / 10
																	10/16/20 SRK																2.5 / 5 / 10
																																	2.5 / 5 / 10
																																	2.5 / 5 / 10
																																	2.5 / 5 / 10
																																	2.5 / 5 / 10
																																	2.5 / 5 / 10
																																	2.5 / 5 / 10
																																	2.5 / 5 / 10
																																	2.5 / 5 / 10
																																	2.5 / 5 / 10
																																	2.5 / 5 / 10
																																	2.5 / 5 / 10
																																	2.5 / 5 / 10
																																	2.5 / 5 / 10
																																	2.5 / 5 / 10
																																	2.5 / 5 / 10
																																	2.5 / 5 / 10
																													10/16/20 SRK					2.5 / 5 / 10
																																	2.5 / 5 / 10
																																	2.5 / 5 / 10

Page 141 of 142 A204226 FINAL 10 29 2020 0900

Pace Analytical® 1241 Bellevue Street, Green Bay, WI 54302	Document Name: Sample Condition Upon Receipt (SCUR)	Document Revised: 26Mar2020
	Document No.: ENV-FRM-GBAY-0014-Rev.00	Author: Pace Green Bay Quality Office

Sample Condition Upon Receipt Form (SCUR)

Project #: WO#: 40216646

Client Name: Pace, Madison, WI

Courier: ☑ CS Logistics ☐ Fed Ex ☐ Speedee ☐ UPS ☐ Waltco ☐ Client ☐ Pace Other:

Tracking #: 130310152O

Custody Seal on Cooler/Box Present: ☐ yes ☐ no Seals intact: ☐ yes ☐ no

Custody Seal on Samples Present: ☐ yes ☐ no Seals intact: ☐ yes ☐ no

Packing Material: ☐ Bubble Wrap ☑ Bubble Bags ☐ None ☐ Other

Thermometer Used SR - N/A **Type of Ice:** Wet Blue Dry None ☑ Samples on ice, cooling process has begun

Cooler Temperature Uncorr: RO Tcorr:

Temp Blank Present: ☐ yes ☑ no **Biological Tissue is Frozen:** ☐ yes ☐ no

Person examining contents: Date: 10/16/20 /Initials: SKW

Labeled By Initials: SRK

Temp should be above freezing to 6°C.
Biota Samples may be received at ≤ 0°C if shipped on Dry Ice.

Chain of Custody Present:	☑Yes ☐No ☐N/A	1.
Chain of Custody Filled Out:	☑Yes ☐No ☐N/A	2.
Chain of Custody Relinquished:	☑Yes ☐No ☐N/A	3.
Sampler Name & Signature on COC:	☐Yes ☐No ☑N/A	4. IRWO 10/16/20 SKW
Samples Arrived within Hold Time:	☑Yes ☐No	5.
- VOA Samples frozen upon receipt	☐Yes ☐No	Date/Time:
Short Hold Time Analysis (<72hr):	☐Yes ☑No	6.
Rush Turn Around Time Requested:	☑Yes ☐No	7.
Sufficient Volume: For Analysis: ☑Yes ☐No MS/MSD: ☐Yes ☑No ☐N/A		8.
Correct Containers Used:	☑Yes ☐No	9.
-Pace Containers Used:	☐Yes ☐No ☑N/A	
-Pace IR Containers Used:	☑Yes ☐No ☐N/A	
Containers Intact:	☑Yes ☐No	10.
Filtered volume received for Dissolved tests	☐Yes ☐No ☑N/A	11.
Sample Labels match COC: -Includes date/time/ID/Analysis Matrix: W	☑Yes ☐No ☐N/A 10/16/20 SRK	12. 026 Original time "10:03", 021 original time "1558" 10/16/20 SRK
Trip Blank Present:	☑Yes ☐No ☐N/A	13.
Trip Blank Custody Seals Present	☐Yes ☑No ☐N/A	
Pace Trip Blank Lot # (if purchased):		

Client Notification/ Resolution: If checked, see attached form for additional comments ☐

Person Contacted: Date/Time:

Comments/ Resolution:

PM Review is documented electronically in LIMs. By releasing the project, the PM acknowledges they have reviewed the sample logir

Pace Analytical®
ENVIRONMENTAL SCIENCES
MOBILE LAB SERVICES

2525 Advance Road
Madison, WI 53718
608.221.8700 Phone
608.221.4889 Fax

October 30, 2020

Andrew Stehn
TRC Environmental Corporation, Inc.
708 Heartland Trail, Ste 3000
Madison, WI 53717

RE: Madison Kipp Corporation - Madison, WI

Enclosed are the analytical results for the samples received by the laboratory on 10/16/2020.

The results in this report apply to the samples analyzed in accordance with the chain of custody document. These results are in compliance with the 2009 NELAC Standards and the appropriate agencies listed below, unless otherwise noted in the case narrative. This analytical report should be reproduced in its entirety.

If you have any questions concerning this report, please feel free to contact me.

Sincerely,

Jessica Esser
Project Manager

Certification List			Expires
DODELAP	DOD ELAP Accreditation (A2LA)	3269.01	03/31/2021
ILEPA	Illinois Secondary NELAP Accreditation	004366	04/30/2021
KDHE	Kansas Secondary NELAP Accreditation	E-10384	04/30/2021
LELAP	Louisiana Primary NELAP Accreditation	04165	06/30/2021
NJDEP	New Jersey Secondary NELAP Accreditation	WI004	06/30/2021
TCEQ	Texas Secondary NELAP Accreditation	T104704504-16-7	11/30/2020
WDNR	Wisconsin Certification under NR 149	113289110	08/31/2021

Pace Analytical®
ENVIRONMENTAL SCIENCES
MOBILE LAB SERVICES

2525 Advance Road
Madison, WI 53718
608.221.8700 Phone
608.221.4889 Fax

TRC Environmental Corporation, Inc.
708 Heartland Trail, Ste 3000
Madison WI, 53717

Project: Madison Kipp Corporation - Madison, WI
Project Number: 372148 Ph. 2 Tsk 1
Project Manager: Andrew Stehn

ANALYTICAL REPORT FOR SAMPLES

Sample ID	Laboratory ID	Matrix	Date Sampled	Date Received
MW-3D3	A204242-01	Water	10/16/2020	10/16/2020
MW-3D2	A204242-02	Water	10/16/2020	10/16/2020
MW-5S	A204242-03	Water	10/16/2020	10/16/2020
MW-5D	A204242-04	Water	10/16/2020	10/16/2020
MW-5D2	A204242-05	Water	10/16/2020	10/16/2020
MW-5D3	A204242-06	Water	10/16/2020	10/16/2020
MW-6S	A204242-07	Water	10/15/2020	10/16/2020
MW-6D	A204242-08	Water	10/15/2020	10/16/2020
MW-11S	A204242-09	Water	10/15/2020	10/16/2020
MW-17	A204242-10	Water	10/15/2020	10/16/2020
MW-29S	A204242-11	Water	10/15/2020	10/16/2020
MW-29D	A204242-12	Water	10/15/2020	10/16/2020
DUP-01	A204242-13	Water	10/15/2020	10/16/2020
DUP-02	A204242-14	Water	10/16/2020	10/16/2020
FB-01	A204242-15	Water	10/16/2020	10/16/2020
Trip Blank	A204242-16	Water	10/15/2020	10/16/2020
MW-3S	A204242-17	Water	10/16/2020	10/16/2020

CASE NARRATIVE

Sample Receipt Information:
17 samples were received on 10/16/2020. Samples were received in acceptable condition.

TSS/TDS analysis was subcontracted to Pace Analytical in Green Bay, WI. Please see their appended report for quality control results.

Please see the chain of custody (COC) document at the end of this report for additional information.

Pace Analytical®
ENVIRONMENTAL SCIENCES
MOBILE LAB SERVICES

2525 Advance Road
Madison, WI 53718
608.221.8700 Phone
608.221.4889 Fax

TRC Environmental Corporation, Inc.
708 Heartland Trail, Ste 3000
Madison WI, 53717

Project: Madison Kipp Corporation - Madison, WI
Project Number: 372148 Ph. 2 Tsk 1
Project Manager: Andrew Stehn

MW-3D3

A204242-01 (Water)

Date Sampled
10/16/2020 12:44

Pace Analytical-Green Bay, WI

EPA 8260 — **Preparation Batch:MSV 54573**

Analyte	Result	Limit of Detection	Limit of Quantitation	Units	Dilution	Prepared	Analyzed	Method	Qualifiers
1,1,1,2-Tetrachloroethane	ND	0.27	1.0	ug/L	1	10/29/2020	10/29/2020 13:23	EPA 8260	
1,1,1-Trichloroethane	ND	0.24	1.0	ug/L	1	10/29/2020	10/29/2020 13:23	EPA 8260	
1,1,2,2-Tetrachloroethane	ND	0.28	1.0	ug/L	1	10/29/2020	10/29/2020 13:23	EPA 8260	
1,1,2-Trichloroethane	ND	0.55	5.0	ug/L	1	10/29/2020	10/29/2020 13:23	EPA 8260	
1,1,2-Trichlorotrifluoroethane	ND	0.54	5.0	ug/L	1	10/29/2020	10/29/2020 13:23	EPA 8260	
1,1-Dichloroethane	ND	0.27	1.0	ug/L	1	10/29/2020	10/29/2020 13:23	EPA 8260	
1,1-Dichloroethene	ND	0.24	1.0	ug/L	1	10/29/2020	10/29/2020 13:23	EPA 8260	
1,1-Dichloropropene	ND	0.54	1.8	ug/L	1	10/29/2020	10/29/2020 13:23	EPA 8260	
1,2,3-Trichlorobenzene	ND	2.2	7.4	ug/L	1	10/29/2020	10/29/2020 13:23	EPA 8260	
1,2,3-Trichloropropane	ND	0.59	5.0	ug/L	1	10/29/2020	10/29/2020 13:23	EPA 8260	
1,2,4-Trichlorobenzene	ND	0.95	5.0	ug/L	1	10/29/2020	10/29/2020 13:23	EPA 8260	
1,2,4-Trimethylbenzene	ND	0.84	2.8	ug/L	1	10/29/2020	10/29/2020 13:23	EPA 8260	
1,2-Dibromo-3-chloropropane	ND	1.8	5.9	ug/L	1	10/29/2020	10/29/2020 13:23	EPA 8260	
1,2-Dibromoethane (EDB)	ND	0.83	2.8	ug/L	1	10/29/2020	10/29/2020 13:23	EPA 8260	
1,2-Dichlorobenzene	ND	0.71	2.4	ug/L	1	10/29/2020	10/29/2020 13:23	EPA 8260	
1,2-Dichloroethane	ND	0.28	1.0	ug/L	1	10/29/2020	10/29/2020 13:23	EPA 8260	
1,2-Dichloropropane	ND	0.28	1.0	ug/L	1	10/29/2020	10/29/2020 13:23	EPA 8260	
1,3,5-Trimethylbenzene	ND	0.87	2.9	ug/L	1	10/29/2020	10/29/2020 13:23	EPA 8260	
1,3-Dichlorobenzene	ND	0.63	2.1	ug/L	1	10/29/2020	10/29/2020 13:23	EPA 8260	
1,3-Dichloropropane	ND	0.83	2.8	ug/L	1	10/29/2020	10/29/2020 13:23	EPA 8260	
1,4-Dichlorobenzene	ND	0.94	3.1	ug/L	1	10/29/2020	10/29/2020 13:23	EPA 8260	
2,2-Dichloropropane	ND	2.3	7.6	ug/L	1	10/29/2020	10/29/2020 13:23	EPA 8260	
2-Butanone (MEK)	ND	2.9	20.0	ug/L	1	10/29/2020	10/29/2020 13:23	EPA 8260	
2-Chlorotoluene	ND	0.93	5.0	ug/L	1	10/29/2020	10/29/2020 13:23	EPA 8260	
2-Hexanone	ND	5.2	17.4	ug/L	1	10/29/2020	10/29/2020 13:23	EPA 8260	
4-Chlorotoluene	ND	0.76	2.5	ug/L	1	10/29/2020	10/29/2020 13:23	EPA 8260	
4-Methyl-2-pentanone (MIBK)	ND	4.6	15.5	ug/L	1	10/29/2020	10/29/2020 13:23	EPA 8260	
Acetone	ND	2.7	20.0	ug/L	1	10/29/2020	10/29/2020 13:23	EPA 8260	
Benzene	ND	0.25	1.0	ug/L	1	10/29/2020	10/29/2020 13:23	EPA 8260	
Bromobenzene	ND	0.24	1.0	ug/L	1	10/29/2020	10/29/2020 13:23	EPA 8260	
Bromochloromethane	ND	0.36	5.0	ug/L	1	10/29/2020	10/29/2020 13:23	EPA 8260	
Bromodichloromethane	ND	0.36	1.2	ug/L	1	10/29/2020	10/29/2020 13:23	EPA 8260	
Bromoform	ND	4.0	13.2	ug/L	1	10/29/2020	10/29/2020 13:23	EPA 8260	
Bromomethane	ND	0.97	5.0	ug/L	1	10/29/2020	10/29/2020 13:23	EPA 8260	
Carbon disulfide	ND	0.45	1.5	ug/L	1	10/29/2020	10/29/2020 13:23	EPA 8260	
Carbon tetrachloride	ND	1.1	3.6	ug/L	1	10/29/2020	10/29/2020 13:23	EPA 8260	
Chlorobenzene	ND	0.71	2.4	ug/L	1	10/29/2020	10/29/2020 13:23	EPA 8260	
Chloroethane	ND	1.3	5.0	ug/L	1	10/29/2020	10/29/2020 13:23	EPA 8260	
Chloroform	ND	1.3	5.0	ug/L	1	10/29/2020	10/29/2020 13:23	EPA 8260	
Chloromethane	ND	2.2	7.3	ug/L	1	10/29/2020	10/29/2020 13:23	EPA 8260	
cis-1,2-Dichloroethene	ND	0.27	1.0	ug/L	1	10/29/2020	10/29/2020 13:23	EPA 8260	
cis-1,3-Dichloropropene	ND	3.6	12.1	ug/L	1	10/29/2020	10/29/2020 13:23	EPA 8260	
Dibromochloromethane	ND	2.6	8.7	ug/L	1	10/29/2020	10/29/2020 13:23	EPA 8260	

Pace Analytical®
ENVIRONMENTAL SCIENCES
MOBILE LAB SERVICES

2525 Advance Road
Madison, WI 53718
608.221.8700 Phone
608.221.4889 Fax

TRC Environmental Corporation, Inc.
708 Heartland Trail, Ste 3000
Madison WI, 53717

Project: Madison Kipp Corporation - Madison, WI
Project Number: 372148 Ph. 2 Tsk 1
Project Manager: Andrew Stehn

MW-3D3

A204242-01 (Water)

Date Sampled
10/16/2020 12:44

Pace Analytical-Green Bay, WI

EPA 8260 — **Preparation Batch:MSV 54573**

Analyte	Result	Limit of Detection	Limit of Quantitation	Units	Dilution	Prepared	Analyzed	Method	Qualifiers
Dibromomethane	ND	0.94	3.1	ug/L	1	10/29/2020	10/29/2020 13:23	EPA 8260	
Dichlorodifluoromethane	ND	0.50	5.0	ug/L	1	10/29/2020	10/29/2020 13:23	EPA 8260	
Diisopropyl ether	ND	1.9	6.3	ug/L	1	10/29/2020	10/29/2020 13:23	EPA 8260	
Ethylbenzene	ND	0.32	1.1	ug/L	1	10/29/2020	10/29/2020 13:23	EPA 8260	
Hexachloro-1,3-butadiene	ND	1.5	4.9	ug/L	1	10/29/2020	10/29/2020 13:23	EPA 8260	
Isopropylbenzene (Cumene)	ND	1.7	5.6	ug/L	1	10/29/2020	10/29/2020 13:23	EPA 8260	
m&p-Xylene	ND	0.47	2.0	ug/L	1	10/29/2020	10/29/2020 13:23	EPA 8260	
Methylene Chloride	ND	0.58	5.0	ug/L	1	10/29/2020	10/29/2020 13:23	EPA 8260	
Methyl-tert-butyl ether	ND	1.2	4.2	ug/L	1	10/29/2020	10/29/2020 13:23	EPA 8260	
Naphthalene	ND	1.2	5.0	ug/L	1	10/29/2020	10/29/2020 13:23	EPA 8260	
n-Butylbenzene	ND	0.71	2.4	ug/L	1	10/29/2020	10/29/2020 13:23	EPA 8260	
n-Hexane	ND	1.7	5.7	ug/L	1	10/29/2020	10/29/2020 13:23	EPA 8260	
n-Propylbenzene	ND	0.81	5.0	ug/L	1	10/29/2020	10/29/2020 13:23	EPA 8260	
o-Xylene	ND	0.26	1.0	ug/L	1	10/29/2020	10/29/2020 13:23	EPA 8260	
p-Isopropyltoluene	ND	0.80	2.7	ug/L	1	10/29/2020	10/29/2020 13:23	EPA 8260	
sec-Butylbenzene	ND	0.85	5.0	ug/L	1	10/29/2020	10/29/2020 13:23	EPA 8260	
Styrene	ND	3.0	10.0	ug/L	1	10/29/2020	10/29/2020 13:23	EPA 8260	
tert-Butylbenzene	ND	0.30	1.0	ug/L	1	10/29/2020	10/29/2020 13:23	EPA 8260	
Tetrachloroethene	**0.55**	0.33	1.1	ug/L	1	10/29/2020	10/29/2020 13:23	EPA 8260	J
Tetrahydrofuran	ND	2.3	20.0	ug/L	1	10/29/2020	10/29/2020 13:23	EPA 8260	
Toluene	ND	0.27	1.0	ug/L	1	10/29/2020	10/29/2020 13:23	EPA 8260	
trans-1,2-Dichloroethene	ND	0.46	1.5	ug/L	1	10/29/2020	10/29/2020 13:23	EPA 8260	
trans-1,3-Dichloropropene	ND	4.4	14.6	ug/L	1	10/29/2020	10/29/2020 13:23	EPA 8260	
Trichloroethene	ND	0.26	1.0	ug/L	1	10/29/2020	10/29/2020 13:23	EPA 8260	
Trichlorofluoromethane	ND	0.21	1.0	ug/L	1	10/29/2020	10/29/2020 13:23	EPA 8260	
Vinyl chloride	ND	0.17	1.0	ug/L	1	10/29/2020	10/29/2020 13:23	EPA 8260	
Xylene (Total)	ND	1.5	3.0	ug/L	1	10/29/2020	10/29/2020 13:23	EPA 8260	

Pace Analytical®
ENVIRONMENTAL SCIENCES
MOBILE LAB SERVICES

2525 Advance Road
Madison, WI 53718
608.221.8700 Phone
608.221.4889 Fax

TRC Environmental Corporation, Inc.
708 Heartland Trail, Ste 3000
Madison WI, 53717

Project: Madison Kipp Corporation - Madison, WI
Project Number: 372148 Ph. 2 Tsk 1
Project Manager: Andrew Stehn

MW-3D2

A204242-02 (Water)

Date Sampled
10/16/2020 15:29

Pace Analytical-Green Bay, WI

Analyte	Result	Limit of Detection	Limit of Quantitation	Units	Dilution	Prepared	Analyzed	Method	Qualifiers
EPA 8260						**Preparation Batch:MSV 54573**			
1,1,1,2-Tetrachloroethane	ND	0.27	1.0	ug/L	1	10/29/2020	10/29/2020 20:35	EPA 8260	
1,1,1-Trichloroethane	ND	0.24	1.0	ug/L	1	10/29/2020	10/29/2020 20:35	EPA 8260	
1,1,2,2-Tetrachloroethane	ND	0.28	1.0	ug/L	1	10/29/2020	10/29/2020 20:35	EPA 8260	
1,1,2-Trichloroethane	ND	0.55	5.0	ug/L	1	10/29/2020	10/29/2020 20:35	EPA 8260	
1,1,2-Trichlorotrifluoroethane	ND	0.54	5.0	ug/L	1	10/29/2020	10/29/2020 20:35	EPA 8260	
1,1-Dichloroethane	ND	0.27	1.0	ug/L	1	10/29/2020	10/29/2020 20:35	EPA 8260	
1,1-Dichloroethene	ND	0.24	1.0	ug/L	1	10/29/2020	10/29/2020 20:35	EPA 8260	
1,1-Dichloropropene	ND	0.54	1.8	ug/L	1	10/29/2020	10/29/2020 20:35	EPA 8260	
1,2,3-Trichlorobenzene	ND	2.2	7.4	ug/L	1	10/29/2020	10/29/2020 20:35	EPA 8260	
1,2,3-Trichloropropane	ND	0.59	5.0	ug/L	1	10/29/2020	10/29/2020 20:35	EPA 8260	
1,2,4-Trichlorobenzene	ND	0.95	5.0	ug/L	1	10/29/2020	10/29/2020 20:35	EPA 8260	
1,2,4-Trimethylbenzene	ND	0.84	2.8	ug/L	1	10/29/2020	10/29/2020 20:35	EPA 8260	
1,2-Dibromo-3-chloropropane	ND	1.8	5.9	ug/L	1	10/29/2020	10/29/2020 20:35	EPA 8260	
1,2-Dibromoethane (EDB)	ND	0.83	2.8	ug/L	1	10/29/2020	10/29/2020 20:35	EPA 8260	
1,2-Dichlorobenzene	ND	0.71	2.4	ug/L	1	10/29/2020	10/29/2020 20:35	EPA 8260	
1,2-Dichloroethane	ND	0.28	1.0	ug/L	1	10/29/2020	10/29/2020 20:35	EPA 8260	
1,2-Dichloropropane	ND	0.28	1.0	ug/L	1	10/29/2020	10/29/2020 20:35	EPA 8260	
1,3,5-Trimethylbenzene	ND	0.87	2.9	ug/L	1	10/29/2020	10/29/2020 20:35	EPA 8260	
1,3-Dichlorobenzene	ND	0.63	2.1	ug/L	1	10/29/2020	10/29/2020 20:35	EPA 8260	
1,3-Dichloropropane	ND	0.83	2.8	ug/L	1	10/29/2020	10/29/2020 20:35	EPA 8260	
1,4-Dichlorobenzene	ND	0.94	3.1	ug/L	1	10/29/2020	10/29/2020 20:35	EPA 8260	
2,2-Dichloropropane	ND	2.3	7.6	ug/L	1	10/29/2020	10/29/2020 20:35	EPA 8260	
2-Butanone (MEK)	ND	2.9	20.0	ug/L	1	10/29/2020	10/29/2020 20:35	EPA 8260	
2-Chlorotoluene	ND	0.93	5.0	ug/L	1	10/29/2020	10/29/2020 20:35	EPA 8260	
2-Hexanone	ND	5.2	17.4	ug/L	1	10/29/2020	10/29/2020 20:35	EPA 8260	
4-Chlorotoluene	ND	0.76	2.5	ug/L	1	10/29/2020	10/29/2020 20:35	EPA 8260	
4-Methyl-2-pentanone (MIBK)	ND	4.6	15.5	ug/L	1	10/29/2020	10/29/2020 20:35	EPA 8260	
Acetone	ND	2.7	20.0	ug/L	1	10/29/2020	10/29/2020 20:35	EPA 8260	
Benzene	ND	0.25	1.0	ug/L	1	10/29/2020	10/29/2020 20:35	EPA 8260	
Bromobenzene	ND	0.24	1.0	ug/L	1	10/29/2020	10/29/2020 20:35	EPA 8260	
Bromochloromethane	ND	0.36	5.0	ug/L	1	10/29/2020	10/29/2020 20:35	EPA 8260	
Bromodichloromethane	ND	0.36	1.2	ug/L	1	10/29/2020	10/29/2020 20:35	EPA 8260	
Bromoform	ND	4.0	13.2	ug/L	1	10/29/2020	10/29/2020 20:35	EPA 8260	
Bromomethane	ND	0.97	5.0	ug/L	1	10/29/2020	10/29/2020 20:35	EPA 8260	
Carbon disulfide	ND	0.45	1.5	ug/L	1	10/29/2020	10/29/2020 20:35	EPA 8260	
Carbon tetrachloride	ND	1.1	3.6	ug/L	1	10/29/2020	10/29/2020 20:35	EPA 8260	
Chlorobenzene	ND	0.71	2.4	ug/L	1	10/29/2020	10/29/2020 20:35	EPA 8260	
Chloroethane	ND	1.3	5.0	ug/L	1	10/29/2020	10/29/2020 20:35	EPA 8260	
Chloroform	ND	1.3	5.0	ug/L	1	10/29/2020	10/29/2020 20:35	EPA 8260	
Chloromethane	ND	2.2	7.3	ug/L	1	10/29/2020	10/29/2020 20:35	EPA 8260	
cis-1,2-Dichloroethene	**16.3**	0.27	1.0	ug/L	1	10/29/2020	10/29/2020 20:35	EPA 8260	
cis-1,3-Dichloropropene	ND	3.6	12.1	ug/L	1	10/29/2020	10/29/2020 20:35	EPA 8260	
Dibromochloromethane	ND	2.6	8.7	ug/L	1	10/29/2020	10/29/2020 20:35	EPA 8260	

Pace Analytical®
ENVIRONMENTAL SCIENCES
MOBILE LAB SERVICES

2525 Advance Road
Madison, WI 53718
608.221.8700 Phone
608.221.4889 Fax

TRC Environmental Corporation, Inc.
708 Heartland Trail, Ste 3000
Madison WI, 53717

Project: Madison Kipp Corporation - Madison, WI
Project Number: 372148 Ph. 2 Tsk 1
Project Manager: Andrew Stehn

MW-3D2

A204242-02 (Water)

Date Sampled
10/16/2020 15:29

Pace Analytical-Green Bay, WI

EPA 8260 — **Preparation Batch:MSV 54573**

Analyte	Result	Limit of Detection	Limit of Quantitation	Units	Dilution	Prepared	Analyzed	Method	Qualifiers
Dibromomethane	ND	0.94	3.1	ug/L	1	10/29/2020	10/29/2020 20:35	EPA 8260	
Dichlorodifluoromethane	**1.8**	0.50	5.0	ug/L	1	10/29/2020	10/29/2020 20:35	EPA 8260	J
Diisopropyl ether	ND	1.9	6.3	ug/L	1	10/29/2020	10/29/2020 20:35	EPA 8260	
Ethylbenzene	ND	0.32	1.1	ug/L	1	10/29/2020	10/29/2020 20:35	EPA 8260	
Hexachloro-1,3-butadiene	ND	1.5	4.9	ug/L	1	10/29/2020	10/29/2020 20:35	EPA 8260	
Isopropylbenzene (Cumene)	ND	1.7	5.6	ug/L	1	10/29/2020	10/29/2020 20:35	EPA 8260	
m&p-Xylene	ND	0.47	2.0	ug/L	1	10/29/2020	10/29/2020 20:35	EPA 8260	
Methylene Chloride	ND	0.58	5.0	ug/L	1	10/29/2020	10/29/2020 20:35	EPA 8260	
Methyl-tert-butyl ether	ND	1.2	4.2	ug/L	1	10/29/2020	10/29/2020 20:35	EPA 8260	
Naphthalene	ND	1.2	5.0	ug/L	1	10/29/2020	10/29/2020 20:35	EPA 8260	
n-Butylbenzene	ND	0.71	2.4	ug/L	1	10/29/2020	10/29/2020 20:35	EPA 8260	
n-Hexane	ND	1.7	5.7	ug/L	1	10/29/2020	10/29/2020 20:35	EPA 8260	
n-Propylbenzene	ND	0.81	5.0	ug/L	1	10/29/2020	10/29/2020 20:35	EPA 8260	
o-Xylene	ND	0.26	1.0	ug/L	1	10/29/2020	10/29/2020 20:35	EPA 8260	
p-Isopropyltoluene	ND	0.80	2.7	ug/L	1	10/29/2020	10/29/2020 20:35	EPA 8260	
sec-Butylbenzene	ND	0.85	5.0	ug/L	1	10/29/2020	10/29/2020 20:35	EPA 8260	
Styrene	ND	3.0	10.0	ug/L	1	10/29/2020	10/29/2020 20:35	EPA 8260	
tert-Butylbenzene	ND	0.30	1.0	ug/L	1	10/29/2020	10/29/2020 20:35	EPA 8260	
Tetrachloroethene	**278**	0.33	1.1	ug/L	1	10/29/2020	10/29/2020 20:35	EPA 8260	
Tetrahydrofuran	ND	2.3	20.0	ug/L	1	10/29/2020	10/29/2020 20:35	EPA 8260	
Toluene	ND	0.27	1.0	ug/L	1	10/29/2020	10/29/2020 20:35	EPA 8260	
trans-1,2-Dichloroethene	ND	0.46	1.5	ug/L	1	10/29/2020	10/29/2020 20:35	EPA 8260	
trans-1,3-Dichloropropene	ND	4.4	14.6	ug/L	1	10/29/2020	10/29/2020 20:35	EPA 8260	
Trichloroethene	**11.4**	0.26	1.0	ug/L	1	10/29/2020	10/29/2020 20:35	EPA 8260	
Trichlorofluoromethane	ND	0.21	1.0	ug/L	1	10/29/2020	10/29/2020 20:35	EPA 8260	
Vinyl chloride	ND	0.17	1.0	ug/L	1	10/29/2020	10/29/2020 20:35	EPA 8260	
Xylene (Total)	ND	1.5	3.0	ug/L	1	10/29/2020	10/29/2020 20:35	EPA 8260	

Pace Analytical®
ENVIRONMENTAL SCIENCES
MOBILE LAB SERVICES

2525 Advance Road
Madison, WI 53718
608.221.8700 Phone
608.221.4889 Fax

TRC Environmental Corporation, Inc.
708 Heartland Trail, Ste 3000
Madison WI, 53717

Project: Madison Kipp Corporation - Madison, WI
Project Number: 372148 Ph. 2 Tsk 1
Project Manager: Andrew Stehn

MW-5S

A204242-03 (Water)

Date Sampled
10/16/2020 10:03

Pace Analytical - Madison

Polychlorinated Biphenyls by EPA Method 8082 — **Preparation Batch:A010165**

Analyte	Result	Limit of Detection	Limit of Quantitation	Units	Dilution	Prepared	Analyzed	Method	Qualifiers
PCB-1016	ND	0.0072	0.13	ug/L	1	10/19/2020	10/21/2020 22:55	EPA 8082A	
PCB-1221	ND	0.026	0.25	ug/L	1	10/19/2020	10/21/2020 22:55	EPA 8082A	
PCB-1232	ND	0.0042	0.13	ug/L	1	10/19/2020	10/21/2020 22:55	EPA 8082A	
PCB-1242	ND	0.013	0.13	ug/L	1	10/19/2020	10/21/2020 22:55	EPA 8082A	
PCB-1248	ND	0.011	0.13	ug/L	1	10/19/2020	10/21/2020 22:55	EPA 8082A	
PCB-1254	ND	0.010	0.13	ug/L	1	10/19/2020	10/21/2020 22:55	EPA 8082A	
PCB-1260	ND	0.012	0.13	ug/L	1	10/19/2020	10/21/2020 22:55	EPA 8082A	
Total PCBs	ND	0.026	0.25	ug/L	1	10/19/2020	10/21/2020 22:55	EPA 8082A	
Surrogate: Tetrachloro-meta-xylene			*116 %*	*64.9-137*		*10/19/2020*	*10/21/2020 22:55*	*EPA 8082A*	
Surrogate: Decachlorobiphenyl			*113 %*	*67.4-146*		*10/19/2020*	*10/21/2020 22:55*	*EPA 8082A*	

Pace Analytical-Green Bay, WI

EPA 8260 — **Preparation Batch:MSV 54573**

Analyte	Result	Limit of Detection	Limit of Quantitation	Units	Dilution	Prepared	Analyzed	Method	Qualifiers
1,1,1,2-Tetrachloroethane	ND	0.27	1.0	ug/L	1	10/29/2020	10/29/2020 13:03	EPA 8260	
1,1,1-Trichloroethane	ND	0.24	1.0	ug/L	1	10/29/2020	10/29/2020 13:03	EPA 8260	
1,1,2,2-Tetrachloroethane	ND	0.28	1.0	ug/L	1	10/29/2020	10/29/2020 13:03	EPA 8260	
1,1,2-Trichloroethane	ND	0.55	5.0	ug/L	1	10/29/2020	10/29/2020 13:03	EPA 8260	
1,1,2-Trichlorotrifluoroethane	ND	0.54	5.0	ug/L	1	10/29/2020	10/29/2020 13:03	EPA 8260	
1,1-Dichloroethane	ND	0.27	1.0	ug/L	1	10/29/2020	10/29/2020 13:03	EPA 8260	
1,1-Dichloroethene	ND	0.24	1.0	ug/L	1	10/29/2020	10/29/2020 13:03	EPA 8260	
1,1-Dichloropropene	ND	0.54	1.8	ug/L	1	10/29/2020	10/29/2020 13:03	EPA 8260	
1,2,3-Trichlorobenzene	ND	2.2	7.4	ug/L	1	10/29/2020	10/29/2020 13:03	EPA 8260	
1,2,3-Trichloropropane	ND	0.59	5.0	ug/L	1	10/29/2020	10/29/2020 13:03	EPA 8260	
1,2,4-Trichlorobenzene	ND	0.95	5.0	ug/L	1	10/29/2020	10/29/2020 13:03	EPA 8260	
1,2,4-Trimethylbenzene	ND	0.84	2.8	ug/L	1	10/29/2020	10/29/2020 13:03	EPA 8260	
1,2-Dibromo-3-chloropropane	ND	1.8	5.9	ug/L	1	10/29/2020	10/29/2020 13:03	EPA 8260	
1,2-Dibromoethane (EDB)	ND	0.83	2.8	ug/L	1	10/29/2020	10/29/2020 13:03	EPA 8260	
1,2-Dichlorobenzene	ND	0.71	2.4	ug/L	1	10/29/2020	10/29/2020 13:03	EPA 8260	
1,2-Dichloroethane	ND	0.28	1.0	ug/L	1	10/29/2020	10/29/2020 13:03	EPA 8260	
1,2-Dichloropropane	ND	0.28	1.0	ug/L	1	10/29/2020	10/29/2020 13:03	EPA 8260	
1,3,5-Trimethylbenzene	ND	0.87	2.9	ug/L	1	10/29/2020	10/29/2020 13:03	EPA 8260	
1,3-Dichlorobenzene	ND	0.63	2.1	ug/L	1	10/29/2020	10/29/2020 13:03	EPA 8260	
1,3-Dichloropropane	ND	0.83	2.8	ug/L	1	10/29/2020	10/29/2020 13:03	EPA 8260	
1,4-Dichlorobenzene	ND	0.94	3.1	ug/L	1	10/29/2020	10/29/2020 13:03	EPA 8260	
2,2-Dichloropropane	ND	2.3	7.6	ug/L	1	10/29/2020	10/29/2020 13:03	EPA 8260	
2-Butanone (MEK)	ND	2.9	20.0	ug/L	1	10/29/2020	10/29/2020 13:03	EPA 8260	
2-Chlorotoluene	ND	0.93	5.0	ug/L	1	10/29/2020	10/29/2020 13:03	EPA 8260	
2-Hexanone	ND	5.2	17.4	ug/L	1	10/29/2020	10/29/2020 13:03	EPA 8260	
4-Chlorotoluene	ND	0.76	2.5	ug/L	1	10/29/2020	10/29/2020 13:03	EPA 8260	
4-Methyl-2-pentanone (MIBK)	ND	4.6	15.5	ug/L	1	10/29/2020	10/29/2020 13:03	EPA 8260	
Acetone	ND	2.7	20.0	ug/L	1	10/29/2020	10/29/2020 13:03	EPA 8260	
Benzene	ND	0.25	1.0	ug/L	1	10/29/2020	10/29/2020 13:03	EPA 8260	

Pace Analytical®
ENVIRONMENTAL SCIENCES
MOBILE LAB SERVICES

2525 Advance Road
Madison, WI 53718
608.221.8700 Phone
608.221.4889 Fax

TRC Environmental Corporation, Inc.
708 Heartland Trail, Ste 3000
Madison WI, 53717

Project: Madison Kipp Corporation - Madison, WI
Project Number: 372148 Ph. 2 Tsk 1
Project Manager: Andrew Stehn

MW-5S

A204242-03 (Water)

Date Sampled
10/16/2020 10:03

Pace Analytical-Green Bay, WI

EPA 8260 — **Preparation Batch:MSV 54573**

Analyte	Result	Limit of Detection	Limit of Quantitation	Units	Dilution	Prepared	Analyzed	Method	Qualifiers
Bromobenzene	ND	0.24	1.0	ug/L	1	10/29/2020	10/29/2020 13:03	EPA 8260	
Bromochloromethane	ND	0.36	5.0	ug/L	1	10/29/2020	10/29/2020 13:03	EPA 8260	
Bromodichloromethane	ND	0.36	1.2	ug/L	1	10/29/2020	10/29/2020 13:03	EPA 8260	
Bromoform	ND	4.0	13.2	ug/L	1	10/29/2020	10/29/2020 13:03	EPA 8260	
Bromomethane	ND	0.97	5.0	ug/L	1	10/29/2020	10/29/2020 13:03	EPA 8260	
Carbon disulfide	ND	0.45	1.5	ug/L	1	10/29/2020	10/29/2020 13:03	EPA 8260	
Carbon tetrachloride	ND	1.1	3.6	ug/L	1	10/29/2020	10/29/2020 13:03	EPA 8260	
Chlorobenzene	ND	0.71	2.4	ug/L	1	10/29/2020	10/29/2020 13:03	EPA 8260	
Chloroethane	ND	1.3	5.0	ug/L	1	10/29/2020	10/29/2020 13:03	EPA 8260	
Chloroform	ND	1.3	5.0	ug/L	1	10/29/2020	10/29/2020 13:03	EPA 8260	
Chloromethane	ND	2.2	7.3	ug/L	1	10/29/2020	10/29/2020 13:03	EPA 8260	
cis-1,2-Dichloroethene	ND	0.27	1.0	ug/L	1	10/29/2020	10/29/2020 13:03	EPA 8260	
cis-1,3-Dichloropropene	ND	3.6	12.1	ug/L	1	10/29/2020	10/29/2020 13:03	EPA 8260	
Dibromochloromethane	ND	2.6	8.7	ug/L	1	10/29/2020	10/29/2020 13:03	EPA 8260	
Dibromomethane	ND	0.94	3.1	ug/L	1	10/29/2020	10/29/2020 13:03	EPA 8260	
Dichlorodifluoromethane	ND	0.50	5.0	ug/L	1	10/29/2020	10/29/2020 13:03	EPA 8260	
Diisopropyl ether	ND	1.9	6.3	ug/L	1	10/29/2020	10/29/2020 13:03	EPA 8260	
Ethylbenzene	ND	0.32	1.1	ug/L	1	10/29/2020	10/29/2020 13:03	EPA 8260	
Hexachloro-1,3-butadiene	ND	1.5	4.9	ug/L	1	10/29/2020	10/29/2020 13:03	EPA 8260	
Isopropylbenzene (Cumene)	ND	1.7	5.6	ug/L	1	10/29/2020	10/29/2020 13:03	EPA 8260	
m&p-Xylene	ND	0.47	2.0	ug/L	1	10/29/2020	10/29/2020 13:03	EPA 8260	
Methylene Chloride	ND	0.58	5.0	ug/L	1	10/29/2020	10/29/2020 13:03	EPA 8260	
Methyl-tert-butyl ether	ND	1.2	4.2	ug/L	1	10/29/2020	10/29/2020 13:03	EPA 8260	
Naphthalene	ND	1.2	5.0	ug/L	1	10/29/2020	10/29/2020 13:03	EPA 8260	
n-Butylbenzene	ND	0.71	2.4	ug/L	1	10/29/2020	10/29/2020 13:03	EPA 8260	
n-Hexane	ND	1.7	5.7	ug/L	1	10/29/2020	10/29/2020 13:03	EPA 8260	
n-Propylbenzene	ND	0.81	5.0	ug/L	1	10/29/2020	10/29/2020 13:03	EPA 8260	
o-Xylene	ND	0.26	1.0	ug/L	1	10/29/2020	10/29/2020 13:03	EPA 8260	
p-Isopropyltoluene	ND	0.80	2.7	ug/L	1	10/29/2020	10/29/2020 13:03	EPA 8260	
sec-Butylbenzene	ND	0.85	5.0	ug/L	1	10/29/2020	10/29/2020 13:03	EPA 8260	
Styrene	ND	3.0	10.0	ug/L	1	10/29/2020	10/29/2020 13:03	EPA 8260	
tert-Butylbenzene	ND	0.30	1.0	ug/L	1	10/29/2020	10/29/2020 13:03	EPA 8260	
Tetrachloroethene	**39.6**	0.33	1.1	ug/L	1	10/29/2020	10/29/2020 13:03	EPA 8260	
Tetrahydrofuran	ND	2.3	20.0	ug/L	1	10/29/2020	10/29/2020 13:03	EPA 8260	
Toluene	ND	0.27	1.0	ug/L	1	10/29/2020	10/29/2020 13:03	EPA 8260	
trans-1,2-Dichloroethene	ND	0.46	1.5	ug/L	1	10/29/2020	10/29/2020 13:03	EPA 8260	
trans-1,3-Dichloropropene	ND	4.4	14.6	ug/L	1	10/29/2020	10/29/2020 13:03	EPA 8260	
Trichloroethene	ND	0.26	1.0	ug/L	1	10/29/2020	10/29/2020 13:03	EPA 8260	
Trichlorofluoromethane	ND	0.21	1.0	ug/L	1	10/29/2020	10/29/2020 13:03	EPA 8260	
Vinyl chloride	ND	0.17	1.0	ug/L	1	10/29/2020	10/29/2020 13:03	EPA 8260	
Xylene (Total)	ND	1.5	3.0	ug/L	1	10/29/2020	10/29/2020 13:03	EPA 8260	

Pace Analytical®
ENVIRONMENTAL SCIENCES
MOBILE LAB SERVICES

2525 Advance Road
Madison, WI 53718
608.221.8700 Phone
608.221.4889 Fax

TRC Environmental Corporation, Inc.	Project: Madison Kipp Corporation - Madison, WI
708 Heartland Trail, Ste 3000	Project Number: 372148 Ph. 2 Tsk 1
Madison WI, 53717	Project Manager: Andrew Stehn

MW-5S

A204242-03 (Water)

Date Sampled
10/16/2020 10:03

Analyte	Result	Limit of Detection	Limit of Quantitation	Units	Dilution	Prepared	Analyzed	Method	Qualifiers
Pace Analytical-Green Bay, WI									
SM 2540C						**Preparation Batch:WET 40406**			
Total Dissolved Solids	**1070**	8.7	20.0	mg/L	1	10/21/2020	10/21/2020 18:49	SM 2540C	
SM 2540D						**Preparation Batch:WET 40388**			
Total Suspended Solids	ND	0.95	2.0	mg/L	1	10/21/2020	10/21/2020 06:17	SM 2540D	

Pace Analytical®
ENVIRONMENTAL SCIENCES
MOBILE LAB SERVICES

2525 Advance Road
Madison, WI 53718
608.221.8700 Phone
608.221.4889 Fax

TRC Environmental Corporation, Inc.
708 Heartland Trail, Ste 3000
Madison WI, 53717

Project: Madison Kipp Corporation - Madison, WI
Project Number: 372148 Ph. 2 Tsk 1
Project Manager: Andrew Stehn

MW-5D

A204242-04 (Water)

Date Sampled
10/16/2020 11:47

Pace Analytical-Green Bay, WI

EPA 8260 — **Preparation Batch:MSV 54573**

Analyte	Result	Limit of Detection	Limit of Quantitation	Units	Dilution	Prepared	Analyzed	Method	Qualifiers
1,1,1,2-Tetrachloroethane	ND	0.27	1.0	ug/L	1	10/29/2020	10/29/2020 20:54	EPA 8260	
1,1,1-Trichloroethane	ND	0.24	1.0	ug/L	1	10/29/2020	10/29/2020 20:54	EPA 8260	
1,1,2,2-Tetrachloroethane	ND	0.28	1.0	ug/L	1	10/29/2020	10/29/2020 20:54	EPA 8260	
1,1,2-Trichloroethane	ND	0.55	5.0	ug/L	1	10/29/2020	10/29/2020 20:54	EPA 8260	
1,1,2-Trichlorotrifluoroethane	ND	0.54	5.0	ug/L	1	10/29/2020	10/29/2020 20:54	EPA 8260	
1,1-Dichloroethane	ND	0.27	1.0	ug/L	1	10/29/2020	10/29/2020 20:54	EPA 8260	
1,1-Dichloroethene	ND	0.24	1.0	ug/L	1	10/29/2020	10/29/2020 20:54	EPA 8260	
1,1-Dichloropropene	ND	0.54	1.8	ug/L	1	10/29/2020	10/29/2020 20:54	EPA 8260	
1,2,3-Trichlorobenzene	ND	2.2	7.4	ug/L	1	10/29/2020	10/29/2020 20:54	EPA 8260	
1,2,3-Trichloropropane	ND	0.59	5.0	ug/L	1	10/29/2020	10/29/2020 20:54	EPA 8260	
1,2,4-Trichlorobenzene	ND	0.95	5.0	ug/L	1	10/29/2020	10/29/2020 20:54	EPA 8260	
1,2,4-Trimethylbenzene	ND	0.84	2.8	ug/L	1	10/29/2020	10/29/2020 20:54	EPA 8260	
1,2-Dibromo-3-chloropropane	ND	1.8	5.9	ug/L	1	10/29/2020	10/29/2020 20:54	EPA 8260	
1,2-Dibromoethane (EDB)	ND	0.83	2.8	ug/L	1	10/29/2020	10/29/2020 20:54	EPA 8260	
1,2-Dichlorobenzene	ND	0.71	2.4	ug/L	1	10/29/2020	10/29/2020 20:54	EPA 8260	
1,2-Dichloroethane	ND	0.28	1.0	ug/L	1	10/29/2020	10/29/2020 20:54	EPA 8260	
1,2-Dichloropropane	ND	0.28	1.0	ug/L	1	10/29/2020	10/29/2020 20:54	EPA 8260	
1,3,5-Trimethylbenzene	ND	0.87	2.9	ug/L	1	10/29/2020	10/29/2020 20:54	EPA 8260	
1,3-Dichlorobenzene	ND	0.63	2.1	ug/L	1	10/29/2020	10/29/2020 20:54	EPA 8260	
1,3-Dichloropropane	ND	0.83	2.8	ug/L	1	10/29/2020	10/29/2020 20:54	EPA 8260	
1,4-Dichlorobenzene	ND	0.94	3.1	ug/L	1	10/29/2020	10/29/2020 20:54	EPA 8260	
2,2-Dichloropropane	ND	2.3	7.6	ug/L	1	10/29/2020	10/29/2020 20:54	EPA 8260	
2-Butanone (MEK)	ND	2.9	20.0	ug/L	1	10/29/2020	10/29/2020 20:54	EPA 8260	
2-Chlorotoluene	ND	0.93	5.0	ug/L	1	10/29/2020	10/29/2020 20:54	EPA 8260	
2-Hexanone	ND	5.2	17.4	ug/L	1	10/29/2020	10/29/2020 20:54	EPA 8260	
4-Chlorotoluene	ND	0.76	2.5	ug/L	1	10/29/2020	10/29/2020 20:54	EPA 8260	
4-Methyl-2-pentanone (MIBK)	ND	4.6	15.5	ug/L	1	10/29/2020	10/29/2020 20:54	EPA 8260	
Acetone	ND	2.7	20.0	ug/L	1	10/29/2020	10/29/2020 20:54	EPA 8260	
Benzene	ND	0.25	1.0	ug/L	1	10/29/2020	10/29/2020 20:54	EPA 8260	
Bromobenzene	ND	0.24	1.0	ug/L	1	10/29/2020	10/29/2020 20:54	EPA 8260	
Bromochloromethane	ND	0.36	5.0	ug/L	1	10/29/2020	10/29/2020 20:54	EPA 8260	
Bromodichloromethane	ND	0.36	1.2	ug/L	1	10/29/2020	10/29/2020 20:54	EPA 8260	
Bromoform	ND	4.0	13.2	ug/L	1	10/29/2020	10/29/2020 20:54	EPA 8260	
Bromomethane	ND	0.97	5.0	ug/L	1	10/29/2020	10/29/2020 20:54	EPA 8260	
Carbon disulfide	ND	0.45	1.5	ug/L	1	10/29/2020	10/29/2020 20:54	EPA 8260	
Carbon tetrachloride	ND	1.1	3.6	ug/L	1	10/29/2020	10/29/2020 20:54	EPA 8260	
Chlorobenzene	ND	0.71	2.4	ug/L	1	10/29/2020	10/29/2020 20:54	EPA 8260	
Chloroethane	ND	1.3	5.0	ug/L	1	10/29/2020	10/29/2020 20:54	EPA 8260	
Chloroform	ND	1.3	5.0	ug/L	1	10/29/2020	10/29/2020 20:54	EPA 8260	
Chloromethane	ND	2.2	7.3	ug/L	1	10/29/2020	10/29/2020 20:54	EPA 8260	
cis-1,2-Dichloroethene	**11.5**	0.27	1.0	ug/L	1	10/29/2020	10/29/2020 20:54	EPA 8260	
cis-1,3-Dichloropropene	ND	3.6	12.1	ug/L	1	10/29/2020	10/29/2020 20:54	EPA 8260	
Dibromochloromethane	ND	2.6	8.7	ug/L	1	10/29/2020	10/29/2020 20:54	EPA 8260	

Pace Analytical®
ENVIRONMENTAL SCIENCES
MOBILE LAB SERVICES

2525 Advance Road
Madison, WI 53718
608.221.8700 Phone
608.221.4889 Fax

TRC Environmental Corporation, Inc.
708 Heartland Trail, Ste 3000
Madison WI, 53717

Project: Madison Kipp Corporation - Madison, WI
Project Number: 372148 Ph. 2 Tsk 1
Project Manager: Andrew Stehn

MW-5D

A204242-04 (Water)

Date Sampled
10/16/2020 11:47

Pace Analytical-Green Bay, WI

EPA 8260 — **Preparation Batch:MSV 54573**

Analyte	Result	Limit of Detection	Limit of Quantitation	Units	Dilution	Prepared	Analyzed	Method	Qualifiers
Dibromomethane	ND	0.94	3.1	ug/L	1	10/29/2020	10/29/2020 20:54	EPA 8260	
Dichlorodifluoromethane	ND	0.50	5.0	ug/L	1	10/29/2020	10/29/2020 20:54	EPA 8260	
Diisopropyl ether	ND	1.9	6.3	ug/L	1	10/29/2020	10/29/2020 20:54	EPA 8260	
Ethylbenzene	ND	0.32	1.1	ug/L	1	10/29/2020	10/29/2020 20:54	EPA 8260	
Hexachloro-1,3-butadiene	ND	1.5	4.9	ug/L	1	10/29/2020	10/29/2020 20:54	EPA 8260	
Isopropylbenzene (Cumene)	ND	1.7	5.6	ug/L	1	10/29/2020	10/29/2020 20:54	EPA 8260	
m&p-Xylene	ND	0.47	2.0	ug/L	1	10/29/2020	10/29/2020 20:54	EPA 8260	
Methylene Chloride	ND	0.58	5.0	ug/L	1	10/29/2020	10/29/2020 20:54	EPA 8260	
Methyl-tert-butyl ether	ND	1.2	4.2	ug/L	1	10/29/2020	10/29/2020 20:54	EPA 8260	
Naphthalene	ND	1.2	5.0	ug/L	1	10/29/2020	10/29/2020 20:54	EPA 8260	
n-Butylbenzene	ND	0.71	2.4	ug/L	1	10/29/2020	10/29/2020 20:54	EPA 8260	
n-Hexane	ND	1.7	5.7	ug/L	1	10/29/2020	10/29/2020 20:54	EPA 8260	
n-Propylbenzene	ND	0.81	5.0	ug/L	1	10/29/2020	10/29/2020 20:54	EPA 8260	
o-Xylene	ND	0.26	1.0	ug/L	1	10/29/2020	10/29/2020 20:54	EPA 8260	
p-Isopropyltoluene	ND	0.80	2.7	ug/L	1	10/29/2020	10/29/2020 20:54	EPA 8260	
sec-Butylbenzene	ND	0.85	5.0	ug/L	1	10/29/2020	10/29/2020 20:54	EPA 8260	
Styrene	ND	3.0	10.0	ug/L	1	10/29/2020	10/29/2020 20:54	EPA 8260	
tert-Butylbenzene	ND	0.30	1.0	ug/L	1	10/29/2020	10/29/2020 20:54	EPA 8260	
Tetrachloroethene	**360**	3.3	10.9	ug/L	10	10/30/2020	10/30/2020 11:25	EPA 8260	
Tetrahydrofuran	ND	2.3	20.0	ug/L	1	10/29/2020	10/29/2020 20:54	EPA 8260	
Toluene	ND	0.27	1.0	ug/L	1	10/29/2020	10/29/2020 20:54	EPA 8260	
trans-1,2-Dichloroethene	ND	0.46	1.5	ug/L	1	10/29/2020	10/29/2020 20:54	EPA 8260	
trans-1,3-Dichloropropene	ND	4.4	14.6	ug/L	1	10/29/2020	10/29/2020 20:54	EPA 8260	
Trichloroethene	**9.5**	0.26	1.0	ug/L	1	10/29/2020	10/29/2020 20:54	EPA 8260	
Trichlorofluoromethane	ND	0.21	1.0	ug/L	1	10/29/2020	10/29/2020 20:54	EPA 8260	
Vinyl chloride	ND	0.17	1.0	ug/L	1	10/29/2020	10/29/2020 20:54	EPA 8260	
Xylene (Total)	ND	1.5	3.0	ug/L	1	10/29/2020	10/29/2020 20:54	EPA 8260	

Pace Analytical®
ENVIRONMENTAL SCIENCES
MOBILE LAB SERVICES

2525 Advance Road
Madison, WI 53718
608.221.8700 Phone
608.221.4889 Fax

TRC Environmental Corporation, Inc.
708 Heartland Trail, Ste 3000
Madison WI, 53717

Project: Madison Kipp Corporation - Madison, WI
Project Number: 372148 Ph. 2 Tsk 1
Project Manager: Andrew Stehn

MW-5D2

A204242-05 (Water)

Date Sampled
10/16/2020 11:13

Pace Analytical-Green Bay, WI

EPA 8260 — **Preparation Batch:MSV 54573**

Analyte	Result	Limit of Detection	Limit of Quantitation	Units	Dilution	Prepared	Analyzed	Method	Qualifiers
1,1,1,2-Tetrachloroethane	**1.2**	0.27	1.0	ug/L	1	10/29/2020	10/29/2020 21:13	EPA 8260	
1,1,1-Trichloroethane	ND	0.24	1.0	ug/L	1	10/29/2020	10/29/2020 21:13	EPA 8260	
1,1,2,2-Tetrachloroethane	ND	0.28	1.0	ug/L	1	10/29/2020	10/29/2020 21:13	EPA 8260	
1,1,2-Trichloroethane	ND	0.55	5.0	ug/L	1	10/29/2020	10/29/2020 21:13	EPA 8260	
1,1,2-Trichlorotrifluoroethane	ND	0.54	5.0	ug/L	1	10/29/2020	10/29/2020 21:13	EPA 8260	
1,1-Dichloroethane	ND	0.27	1.0	ug/L	1	10/29/2020	10/29/2020 21:13	EPA 8260	
1,1-Dichloroethene	ND	0.24	1.0	ug/L	1	10/29/2020	10/29/2020 21:13	EPA 8260	
1,1-Dichloropropene	ND	0.54	1.8	ug/L	1	10/29/2020	10/29/2020 21:13	EPA 8260	
1,2,3-Trichlorobenzene	ND	2.2	7.4	ug/L	1	10/29/2020	10/29/2020 21:13	EPA 8260	
1,2,3-Trichloropropane	ND	0.59	5.0	ug/L	1	10/29/2020	10/29/2020 21:13	EPA 8260	
1,2,4-Trichlorobenzene	ND	0.95	5.0	ug/L	1	10/29/2020	10/29/2020 21:13	EPA 8260	
1,2,4-Trimethylbenzene	ND	0.84	2.8	ug/L	1	10/29/2020	10/29/2020 21:13	EPA 8260	
1,2-Dibromo-3-chloropropane	ND	1.8	5.9	ug/L	1	10/29/2020	10/29/2020 21:13	EPA 8260	
1,2-Dibromoethane (EDB)	ND	0.83	2.8	ug/L	1	10/29/2020	10/29/2020 21:13	EPA 8260	
1,2-Dichlorobenzene	ND	0.71	2.4	ug/L	1	10/29/2020	10/29/2020 21:13	EPA 8260	
1,2-Dichloroethane	ND	0.28	1.0	ug/L	1	10/29/2020	10/29/2020 21:13	EPA 8260	
1,2-Dichloropropane	ND	0.28	1.0	ug/L	1	10/29/2020	10/29/2020 21:13	EPA 8260	
1,3,5-Trimethylbenzene	ND	0.87	2.9	ug/L	1	10/29/2020	10/29/2020 21:13	EPA 8260	
1,3-Dichlorobenzene	ND	0.63	2.1	ug/L	1	10/29/2020	10/29/2020 21:13	EPA 8260	
1,3-Dichloropropane	ND	0.83	2.8	ug/L	1	10/29/2020	10/29/2020 21:13	EPA 8260	
1,4-Dichlorobenzene	ND	0.94	3.1	ug/L	1	10/29/2020	10/29/2020 21:13	EPA 8260	
2,2-Dichloropropane	ND	2.3	7.6	ug/L	1	10/29/2020	10/29/2020 21:13	EPA 8260	
2-Butanone (MEK)	ND	2.9	20.0	ug/L	1	10/29/2020	10/29/2020 21:13	EPA 8260	
2-Chlorotoluene	ND	0.93	5.0	ug/L	1	10/29/2020	10/29/2020 21:13	EPA 8260	
2-Hexanone	ND	5.2	17.4	ug/L	1	10/29/2020	10/29/2020 21:13	EPA 8260	
4-Chlorotoluene	ND	0.76	2.5	ug/L	1	10/29/2020	10/29/2020 21:13	EPA 8260	
4-Methyl-2-pentanone (MIBK)	ND	4.6	15.5	ug/L	1	10/29/2020	10/29/2020 21:13	EPA 8260	
Acetone	ND	2.7	20.0	ug/L	1	10/29/2020	10/29/2020 21:13	EPA 8260	
Benzene	ND	0.25	1.0	ug/L	1	10/29/2020	10/29/2020 21:13	EPA 8260	
Bromobenzene	ND	0.24	1.0	ug/L	1	10/29/2020	10/29/2020 21:13	EPA 8260	
Bromochloromethane	ND	0.36	5.0	ug/L	1	10/29/2020	10/29/2020 21:13	EPA 8260	
Bromodichloromethane	ND	0.36	1.2	ug/L	1	10/29/2020	10/29/2020 21:13	EPA 8260	
Bromoform	ND	4.0	13.2	ug/L	1	10/29/2020	10/29/2020 21:13	EPA 8260	
Bromomethane	ND	0.97	5.0	ug/L	1	10/29/2020	10/29/2020 21:13	EPA 8260	
Carbon disulfide	ND	0.45	1.5	ug/L	1	10/29/2020	10/29/2020 21:13	EPA 8260	
Carbon tetrachloride	ND	1.1	3.6	ug/L	1	10/29/2020	10/29/2020 21:13	EPA 8260	
Chlorobenzene	ND	0.71	2.4	ug/L	1	10/29/2020	10/29/2020 21:13	EPA 8260	
Chloroethane	ND	1.3	5.0	ug/L	1	10/29/2020	10/29/2020 21:13	EPA 8260	
Chloroform	ND	1.3	5.0	ug/L	1	10/29/2020	10/29/2020 21:13	EPA 8260	
Chloromethane	ND	2.2	7.3	ug/L	1	10/29/2020	10/29/2020 21:13	EPA 8260	
cis-1,2-Dichloroethene	**12.8**	0.27	1.0	ug/L	1	10/29/2020	10/29/2020 21:13	EPA 8260	
cis-1,3-Dichloropropene	ND	3.6	12.1	ug/L	1	10/29/2020	10/29/2020 21:13	EPA 8260	
Dibromochloromethane	ND	2.6	8.7	ug/L	1	10/29/2020	10/29/2020 21:13	EPA 8260	

Pace Analytical®
ENVIRONMENTAL SCIENCES
MOBILE LAB SERVICES

2525 Advance Road
Madison, WI 53718
608.221.8700 Phone
608.221.4889 Fax

TRC Environmental Corporation, Inc.
708 Heartland Trail, Ste 3000
Madison WI, 53717

Project: Madison Kipp Corporation - Madison, WI
Project Number: 372148 Ph. 2 Tsk 1
Project Manager: Andrew Stehn

MW-5D2

A204242-05 (Water)

Date Sampled
10/16/2020 11:13

Pace Analytical-Green Bay, WI

EPA 8260 — **Preparation Batch:MSV 54573**

Analyte	Result	Limit of Detection	Limit of Quantitation	Units	Dilution	Prepared	Analyzed	Method	Qualifiers
Dibromomethane	ND	0.94	3.1	ug/L	1	10/29/2020	10/29/2020 21:13	EPA 8260	
Dichlorodifluoromethane	ND	0.50	5.0	ug/L	1	10/29/2020	10/29/2020 21:13	EPA 8260	
Diisopropyl ether	ND	1.9	6.3	ug/L	1	10/29/2020	10/29/2020 21:13	EPA 8260	
Ethylbenzene	ND	0.32	1.1	ug/L	1	10/29/2020	10/29/2020 21:13	EPA 8260	
Hexachloro-1,3-butadiene	ND	1.5	4.9	ug/L	1	10/29/2020	10/29/2020 21:13	EPA 8260	
Isopropylbenzene (Cumene)	ND	1.7	5.6	ug/L	1	10/29/2020	10/29/2020 21:13	EPA 8260	
m&p-Xylene	ND	0.47	2.0	ug/L	1	10/29/2020	10/29/2020 21:13	EPA 8260	
Methylene Chloride	ND	0.58	5.0	ug/L	1	10/29/2020	10/29/2020 21:13	EPA 8260	
Methyl-tert-butyl ether	ND	1.2	4.2	ug/L	1	10/29/2020	10/29/2020 21:13	EPA 8260	
Naphthalene	ND	1.2	5.0	ug/L	1	10/29/2020	10/29/2020 21:13	EPA 8260	
n-Butylbenzene	ND	0.71	2.4	ug/L	1	10/29/2020	10/29/2020 21:13	EPA 8260	
n-Hexane	ND	1.7	5.7	ug/L	1	10/29/2020	10/29/2020 21:13	EPA 8260	
n-Propylbenzene	ND	0.81	5.0	ug/L	1	10/29/2020	10/29/2020 21:13	EPA 8260	
o-Xylene	ND	0.26	1.0	ug/L	1	10/29/2020	10/29/2020 21:13	EPA 8260	
p-Isopropyltoluene	ND	0.80	2.7	ug/L	1	10/29/2020	10/29/2020 21:13	EPA 8260	
sec-Butylbenzene	ND	0.85	5.0	ug/L	1	10/29/2020	10/29/2020 21:13	EPA 8260	
Styrene	ND	3.0	10.0	ug/L	1	10/29/2020	10/29/2020 21:13	EPA 8260	
tert-Butylbenzene	ND	0.30	1.0	ug/L	1	10/29/2020	10/29/2020 21:13	EPA 8260	
Tetrachloroethene	**4000**	32.6	109	ug/L	100	10/30/2020	10/30/2020 12:23	EPA 8260	
Tetrahydrofuran	ND	2.3	20.0	ug/L	1	10/29/2020	10/29/2020 21:13	EPA 8260	
Toluene	ND	0.27	1.0	ug/L	1	10/29/2020	10/29/2020 21:13	EPA 8260	
trans-1,2-Dichloroethene	**0.53**	0.46	1.5	ug/L	1	10/29/2020	10/29/2020 21:13	EPA 8260	J
trans-1,3-Dichloropropene	ND	4.4	14.6	ug/L	1	10/29/2020	10/29/2020 21:13	EPA 8260	
Trichloroethene	**27.9**	0.26	1.0	ug/L	1	10/29/2020	10/29/2020 21:13	EPA 8260	
Trichlorofluoromethane	ND	0.21	1.0	ug/L	1	10/29/2020	10/29/2020 21:13	EPA 8260	
Vinyl chloride	ND	0.17	1.0	ug/L	1	10/29/2020	10/29/2020 21:13	EPA 8260	
Xylene (Total)	ND	1.5	3.0	ug/L	1	10/29/2020	10/29/2020 21:13	EPA 8260	

Pace Analytical®
ENVIRONMENTAL SCIENCES
MOBILE LAB SERVICES

2525 Advance Road
Madison, WI 53718
608.221.8700 Phone
608.221.4889 Fax

TRC Environmental Corporation, Inc.
708 Heartland Trail, Ste 3000
Madison WI, 53717

Project: Madison Kipp Corporation - Madison, WI
Project Number: 372148 Ph. 2 Tsk 1
Project Manager: Andrew Stehn

MW-5D3

A204242-06 (Water)

Date Sampled
10/16/2020 08:44

Pace Analytical-Green Bay, WI

EPA 8260 — **Preparation Batch:MSV 54573**

Analyte	Result	Limit of Detection	Limit of Quantitation	Units	Dilution	Prepared	Analyzed	Method	Qualifiers
1,1,1,2-Tetrachloroethane	ND	0.27	1.0	ug/L	1	10/29/2020	10/29/2020 12:25	EPA 8260	
1,1,1-Trichloroethane	ND	0.24	1.0	ug/L	1	10/29/2020	10/29/2020 12:25	EPA 8260	
1,1,2,2-Tetrachloroethane	ND	0.28	1.0	ug/L	1	10/29/2020	10/29/2020 12:25	EPA 8260	
1,1,2-Trichloroethane	ND	0.55	5.0	ug/L	1	10/29/2020	10/29/2020 12:25	EPA 8260	
1,1,2-Trichlorotrifluoroethane	ND	0.54	5.0	ug/L	1	10/29/2020	10/29/2020 12:25	EPA 8260	
1,1-Dichloroethane	ND	0.27	1.0	ug/L	1	10/29/2020	10/29/2020 12:25	EPA 8260	
1,1-Dichloroethene	ND	0.24	1.0	ug/L	1	10/29/2020	10/29/2020 12:25	EPA 8260	
1,1-Dichloropropene	ND	0.54	1.8	ug/L	1	10/29/2020	10/29/2020 12:25	EPA 8260	
1,2,3-Trichlorobenzene	ND	2.2	7.4	ug/L	1	10/29/2020	10/29/2020 12:25	EPA 8260	
1,2,3-Trichloropropane	ND	0.59	5.0	ug/L	1	10/29/2020	10/29/2020 12:25	EPA 8260	
1,2,4-Trichlorobenzene	ND	0.95	5.0	ug/L	1	10/29/2020	10/29/2020 12:25	EPA 8260	
1,2,4-Trimethylbenzene	ND	0.84	2.8	ug/L	1	10/29/2020	10/29/2020 12:25	EPA 8260	
1,2-Dibromo-3-chloropropane	ND	1.8	5.9	ug/L	1	10/29/2020	10/29/2020 12:25	EPA 8260	
1,2-Dibromoethane (EDB)	ND	0.83	2.8	ug/L	1	10/29/2020	10/29/2020 12:25	EPA 8260	
1,2-Dichlorobenzene	ND	0.71	2.4	ug/L	1	10/29/2020	10/29/2020 12:25	EPA 8260	
1,2-Dichloroethane	ND	0.28	1.0	ug/L	1	10/29/2020	10/29/2020 12:25	EPA 8260	
1,2-Dichloropropane	ND	0.28	1.0	ug/L	1	10/29/2020	10/29/2020 12:25	EPA 8260	
1,3,5-Trimethylbenzene	ND	0.87	2.9	ug/L	1	10/29/2020	10/29/2020 12:25	EPA 8260	
1,3-Dichlorobenzene	ND	0.63	2.1	ug/L	1	10/29/2020	10/29/2020 12:25	EPA 8260	
1,3-Dichloropropane	ND	0.83	2.8	ug/L	1	10/29/2020	10/29/2020 12:25	EPA 8260	
1,4-Dichlorobenzene	ND	0.94	3.1	ug/L	1	10/29/2020	10/29/2020 12:25	EPA 8260	
2,2-Dichloropropane	ND	2.3	7.6	ug/L	1	10/29/2020	10/29/2020 12:25	EPA 8260	
2-Butanone (MEK)	ND	2.9	20.0	ug/L	1	10/29/2020	10/29/2020 12:25	EPA 8260	
2-Chlorotoluene	ND	0.93	5.0	ug/L	1	10/29/2020	10/29/2020 12:25	EPA 8260	
2-Hexanone	ND	5.2	17.4	ug/L	1	10/29/2020	10/29/2020 12:25	EPA 8260	
4-Chlorotoluene	ND	0.76	2.5	ug/L	1	10/29/2020	10/29/2020 12:25	EPA 8260	
4-Methyl-2-pentanone (MIBK)	ND	4.6	15.5	ug/L	1	10/29/2020	10/29/2020 12:25	EPA 8260	
Acetone	ND	2.7	20.0	ug/L	1	10/29/2020	10/29/2020 12:25	EPA 8260	
Benzene	ND	0.25	1.0	ug/L	1	10/29/2020	10/29/2020 12:25	EPA 8260	
Bromobenzene	ND	0.24	1.0	ug/L	1	10/29/2020	10/29/2020 12:25	EPA 8260	
Bromochloromethane	ND	0.36	5.0	ug/L	1	10/29/2020	10/29/2020 12:25	EPA 8260	
Bromodichloromethane	ND	0.36	1.2	ug/L	1	10/29/2020	10/29/2020 12:25	EPA 8260	
Bromoform	ND	4.0	13.2	ug/L	1	10/29/2020	10/29/2020 12:25	EPA 8260	
Bromomethane	ND	0.97	5.0	ug/L	1	10/29/2020	10/29/2020 12:25	EPA 8260	
Carbon disulfide	ND	0.45	1.5	ug/L	1	10/29/2020	10/29/2020 12:25	EPA 8260	
Carbon tetrachloride	ND	1.1	3.6	ug/L	1	10/29/2020	10/29/2020 12:25	EPA 8260	
Chlorobenzene	ND	0.71	2.4	ug/L	1	10/29/2020	10/29/2020 12:25	EPA 8260	
Chloroethane	ND	1.3	5.0	ug/L	1	10/29/2020	10/29/2020 12:25	EPA 8260	
Chloroform	ND	1.3	5.0	ug/L	1	10/29/2020	10/29/2020 12:25	EPA 8260	
Chloromethane	ND	2.2	7.3	ug/L	1	10/29/2020	10/29/2020 12:25	EPA 8260	
cis-1,2-Dichloroethene	ND	0.27	1.0	ug/L	1	10/29/2020	10/29/2020 12:25	EPA 8260	
cis-1,3-Dichloropropene	ND	3.6	12.1	ug/L	1	10/29/2020	10/29/2020 12:25	EPA 8260	
Dibromochloromethane	ND	2.6	8.7	ug/L	1	10/29/2020	10/29/2020 12:25	EPA 8260	

Pace Analytical®
ENVIRONMENTAL SCIENCES
MOBILE LAB SERVICES

2525 Advance Road
Madison, WI 53718
608.221.8700 Phone
608.221.4889 Fax

TRC Environmental Corporation, Inc.
708 Heartland Trail, Ste 3000
Madison WI, 53717

Project: Madison Kipp Corporation - Madison, WI
Project Number: 372148 Ph. 2 Tsk 1
Project Manager: Andrew Stehn

MW-5D3

A204242-06 (Water)

Date Sampled
10/16/2020 08:44

Pace Analytical-Green Bay, WI

EPA 8260 — **Preparation Batch:MSV 54573**

Analyte	Result	Limit of Detection	Limit of Quantitation	Units	Dilution	Prepared	Analyzed	Method	Qualifiers
Dibromomethane	ND	0.94	3.1	ug/L	1	10/29/2020	10/29/2020 12:25	EPA 8260	
Dichlorodifluoromethane	ND	0.50	5.0	ug/L	1	10/29/2020	10/29/2020 12:25	EPA 8260	
Diisopropyl ether	ND	1.9	6.3	ug/L	1	10/29/2020	10/29/2020 12:25	EPA 8260	
Ethylbenzene	ND	0.32	1.1	ug/L	1	10/29/2020	10/29/2020 12:25	EPA 8260	
Hexachloro-1,3-butadiene	ND	1.5	4.9	ug/L	1	10/29/2020	10/29/2020 12:25	EPA 8260	
Isopropylbenzene (Cumene)	ND	1.7	5.6	ug/L	1	10/29/2020	10/29/2020 12:25	EPA 8260	
m&p-Xylene	ND	0.47	2.0	ug/L	1	10/29/2020	10/29/2020 12:25	EPA 8260	
Methylene Chloride	ND	0.58	5.0	ug/L	1	10/29/2020	10/29/2020 12:25	EPA 8260	
Methyl-tert-butyl ether	ND	1.2	4.2	ug/L	1	10/29/2020	10/29/2020 12:25	EPA 8260	
Naphthalene	ND	1.2	5.0	ug/L	1	10/29/2020	10/29/2020 12:25	EPA 8260	
n-Butylbenzene	ND	0.71	2.4	ug/L	1	10/29/2020	10/29/2020 12:25	EPA 8260	
n-Hexane	ND	1.7	5.7	ug/L	1	10/29/2020	10/29/2020 12:25	EPA 8260	
n-Propylbenzene	ND	0.81	5.0	ug/L	1	10/29/2020	10/29/2020 12:25	EPA 8260	
o-Xylene	ND	0.26	1.0	ug/L	1	10/29/2020	10/29/2020 12:25	EPA 8260	
p-Isopropyltoluene	ND	0.80	2.7	ug/L	1	10/29/2020	10/29/2020 12:25	EPA 8260	
sec-Butylbenzene	ND	0.85	5.0	ug/L	1	10/29/2020	10/29/2020 12:25	EPA 8260	
Styrene	ND	3.0	10.0	ug/L	1	10/29/2020	10/29/2020 12:25	EPA 8260	
tert-Butylbenzene	ND	0.30	1.0	ug/L	1	10/29/2020	10/29/2020 12:25	EPA 8260	
Tetrachloroethene	ND	0.33	1.1	ug/L	1	10/29/2020	10/29/2020 12:25	EPA 8260	
Tetrahydrofuran	ND	2.3	20.0	ug/L	1	10/29/2020	10/29/2020 12:25	EPA 8260	
Toluene	ND	0.27	1.0	ug/L	1	10/29/2020	10/29/2020 12:25	EPA 8260	
trans-1,2-Dichloroethene	ND	0.46	1.5	ug/L	1	10/29/2020	10/29/2020 12:25	EPA 8260	
trans-1,3-Dichloropropene	ND	4.4	14.6	ug/L	1	10/29/2020	10/29/2020 12:25	EPA 8260	
Trichloroethene	ND	0.26	1.0	ug/L	1	10/29/2020	10/29/2020 12:25	EPA 8260	
Trichlorofluoromethane	ND	0.21	1.0	ug/L	1	10/29/2020	10/29/2020 12:25	EPA 8260	
Vinyl chloride	ND	0.17	1.0	ug/L	1	10/29/2020	10/29/2020 12:25	EPA 8260	
Xylene (Total)	ND	1.5	3.0	ug/L	1	10/29/2020	10/29/2020 12:25	EPA 8260	

Pace Analytical®
ENVIRONMENTAL SCIENCES
MOBILE LAB SERVICES

2525 Advance Road
Madison, WI 53718
608.221.8700 Phone
608.221.4889 Fax

TRC Environmental Corporation, Inc.
708 Heartland Trail, Ste 3000
Madison WI, 53717

Project: Madison Kipp Corporation - Madison, WI
Project Number: 372148 Ph. 2 Tsk 1
Project Manager: Andrew Stehn

MW-6S

A204242-07 (Water)

Date Sampled
10/15/2020 11:39

Pace Analytical - Madison

Polychlorinated Biphenyls by EPA Method 8082 — **Preparation Batch:A010165**

Analyte	Result	Limit of Detection	Limit of Quantitation	Units	Dilution	Prepared	Analyzed	Method	Qualifiers
PCB-1016	ND	0.0072	0.13	ug/L	1	10/19/2020	10/21/2020 23:20	EPA 8082A	
PCB-1221	ND	0.026	0.25	ug/L	1	10/19/2020	10/21/2020 23:20	EPA 8082A	
PCB-1232	ND	0.0042	0.13	ug/L	1	10/19/2020	10/21/2020 23:20	EPA 8082A	
PCB-1242	ND	0.013	0.13	ug/L	1	10/19/2020	10/21/2020 23:20	EPA 8082A	
PCB-1248	ND	0.011	0.13	ug/L	1	10/19/2020	10/21/2020 23:20	EPA 8082A	
PCB-1254	ND	0.010	0.13	ug/L	1	10/19/2020	10/21/2020 23:20	EPA 8082A	
PCB-1260	ND	0.012	0.13	ug/L	1	10/19/2020	10/21/2020 23:20	EPA 8082A	
Total PCBs	ND	0.026	0.25	ug/L	1	10/19/2020	10/21/2020 23:20	EPA 8082A	
Surrogate: Tetrachloro-meta-xylene			*116 %*	*64.9-137*		*10/19/2020*	*10/21/2020 23:20*	*EPA 8082A*	
Surrogate: Decachlorobiphenyl			*115 %*	*67.4-146*		*10/19/2020*	*10/21/2020 23:20*	*EPA 8082A*	

Pace Analytical-Green Bay, WI

EPA 8260 — **Preparation Batch:MSV 54573**

1,1,1,2-Tetrachloroethane	ND	0.27	1.0	ug/L	1	10/29/2020	10/29/2020 12:44	EPA 8260	
1,1,1-Trichloroethane	ND	0.24	1.0	ug/L	1	10/29/2020	10/29/2020 12:44	EPA 8260	
1,1,2,2-Tetrachloroethane	ND	0.28	1.0	ug/L	1	10/29/2020	10/29/2020 12:44	EPA 8260	
1,1,2-Trichloroethane	ND	0.55	5.0	ug/L	1	10/29/2020	10/29/2020 12:44	EPA 8260	
1,1,2-Trichlorotrifluoroethane	ND	0.54	5.0	ug/L	1	10/29/2020	10/29/2020 12:44	EPA 8260	
1,1-Dichloroethane	ND	0.27	1.0	ug/L	1	10/29/2020	10/29/2020 12:44	EPA 8260	
1,1-Dichloroethene	ND	0.24	1.0	ug/L	1	10/29/2020	10/29/2020 12:44	EPA 8260	
1,1-Dichloropropene	ND	0.54	1.8	ug/L	1	10/29/2020	10/29/2020 12:44	EPA 8260	
1,2,3-Trichlorobenzene	ND	2.2	7.4	ug/L	1	10/29/2020	10/29/2020 12:44	EPA 8260	
1,2,3-Trichloropropane	ND	0.59	5.0	ug/L	1	10/29/2020	10/29/2020 12:44	EPA 8260	
1,2,4-Trichlorobenzene	ND	0.95	5.0	ug/L	1	10/29/2020	10/29/2020 12:44	EPA 8260	
1,2,4-Trimethylbenzene	ND	0.84	2.8	ug/L	1	10/29/2020	10/29/2020 12:44	EPA 8260	
1,2-Dibromo-3-chloropropane	ND	1.8	5.9	ug/L	1	10/29/2020	10/29/2020 12:44	EPA 8260	
1,2-Dibromoethane (EDB)	ND	0.83	2.8	ug/L	1	10/29/2020	10/29/2020 12:44	EPA 8260	
1,2-Dichlorobenzene	ND	0.71	2.4	ug/L	1	10/29/2020	10/29/2020 12:44	EPA 8260	
1,2-Dichloroethane	ND	0.28	1.0	ug/L	1	10/29/2020	10/29/2020 12:44	EPA 8260	
1,2-Dichloropropane	ND	0.28	1.0	ug/L	1	10/29/2020	10/29/2020 12:44	EPA 8260	
1,3,5-Trimethylbenzene	ND	0.87	2.9	ug/L	1	10/29/2020	10/29/2020 12:44	EPA 8260	
1,3-Dichlorobenzene	ND	0.63	2.1	ug/L	1	10/29/2020	10/29/2020 12:44	EPA 8260	
1,3-Dichloropropane	ND	0.83	2.8	ug/L	1	10/29/2020	10/29/2020 12:44	EPA 8260	
1,4-Dichlorobenzene	ND	0.94	3.1	ug/L	1	10/29/2020	10/29/2020 12:44	EPA 8260	
2,2-Dichloropropane	ND	2.3	7.6	ug/L	1	10/29/2020	10/29/2020 12:44	EPA 8260	
2-Butanone (MEK)	ND	2.9	20.0	ug/L	1	10/29/2020	10/29/2020 12:44	EPA 8260	
2-Chlorotoluene	ND	0.93	5.0	ug/L	1	10/29/2020	10/29/2020 12:44	EPA 8260	
2-Hexanone	ND	5.2	17.4	ug/L	1	10/29/2020	10/29/2020 12:44	EPA 8260	
4-Chlorotoluene	ND	0.76	2.5	ug/L	1	10/29/2020	10/29/2020 12:44	EPA 8260	
4-Methyl-2-pentanone (MIBK)	ND	4.6	15.5	ug/L	1	10/29/2020	10/29/2020 12:44	EPA 8260	
Acetone	ND	2.7	20.0	ug/L	1	10/29/2020	10/29/2020 12:44	EPA 8260	
Benzene	ND	0.25	1.0	ug/L	1	10/29/2020	10/29/2020 12:44	EPA 8260	

Pace Analytical®
ENVIRONMENTAL SCIENCES
MOBILE LAB SERVICES

2525 Advance Road
Madison, WI 53718
608.221.8700 Phone
608.221.4889 Fax

TRC Environmental Corporation, Inc.
708 Heartland Trail, Ste 3000
Madison WI, 53717

Project: Madison Kipp Corporation - Madison, WI
Project Number: 372148 Ph. 2 Tsk 1
Project Manager: Andrew Stehn

MW-6S

A204242-07 (Water)

Date Sampled
10/15/2020 11:39

Pace Analytical-Green Bay, WI

EPA 8260 — **Preparation Batch:MSV 54573**

Analyte	Result	Limit of Detection	Limit of Quantitation	Units	Dilution	Prepared	Analyzed	Method	Qualifiers
Bromobenzene	ND	0.24	1.0	ug/L	1	10/29/2020	10/29/2020 12:44	EPA 8260	
Bromochloromethane	ND	0.36	5.0	ug/L	1	10/29/2020	10/29/2020 12:44	EPA 8260	
Bromodichloromethane	ND	0.36	1.2	ug/L	1	10/29/2020	10/29/2020 12:44	EPA 8260	
Bromoform	ND	4.0	13.2	ug/L	1	10/29/2020	10/29/2020 12:44	EPA 8260	
Bromomethane	ND	0.97	5.0	ug/L	1	10/29/2020	10/29/2020 12:44	EPA 8260	
Carbon disulfide	ND	0.45	1.5	ug/L	1	10/29/2020	10/29/2020 12:44	EPA 8260	
Carbon tetrachloride	ND	1.1	3.6	ug/L	1	10/29/2020	10/29/2020 12:44	EPA 8260	
Chlorobenzene	ND	0.71	2.4	ug/L	1	10/29/2020	10/29/2020 12:44	EPA 8260	
Chloroethane	ND	1.3	5.0	ug/L	1	10/29/2020	10/29/2020 12:44	EPA 8260	
Chloroform	ND	1.3	5.0	ug/L	1	10/29/2020	10/29/2020 12:44	EPA 8260	
Chloromethane	ND	2.2	7.3	ug/L	1	10/29/2020	10/29/2020 12:44	EPA 8260	
cis-1,2-Dichloroethene	ND	0.27	1.0	ug/L	1	10/29/2020	10/29/2020 12:44	EPA 8260	
cis-1,3-Dichloropropene	ND	3.6	12.1	ug/L	1	10/29/2020	10/29/2020 12:44	EPA 8260	
Dibromochloromethane	ND	2.6	8.7	ug/L	1	10/29/2020	10/29/2020 12:44	EPA 8260	
Dibromomethane	ND	0.94	3.1	ug/L	1	10/29/2020	10/29/2020 12:44	EPA 8260	
Dichlorodifluoromethane	ND	0.50	5.0	ug/L	1	10/29/2020	10/29/2020 12:44	EPA 8260	
Diisopropyl ether	ND	1.9	6.3	ug/L	1	10/29/2020	10/29/2020 12:44	EPA 8260	
Ethylbenzene	ND	0.32	1.1	ug/L	1	10/29/2020	10/29/2020 12:44	EPA 8260	
Hexachloro-1,3-butadiene	ND	1.5	4.9	ug/L	1	10/29/2020	10/29/2020 12:44	EPA 8260	
Isopropylbenzene (Cumene)	ND	1.7	5.6	ug/L	1	10/29/2020	10/29/2020 12:44	EPA 8260	
m&p-Xylene	ND	0.47	2.0	ug/L	1	10/29/2020	10/29/2020 12:44	EPA 8260	
Methylene Chloride	ND	0.58	5.0	ug/L	1	10/29/2020	10/29/2020 12:44	EPA 8260	
Methyl-tert-butyl ether	ND	1.2	4.2	ug/L	1	10/29/2020	10/29/2020 12:44	EPA 8260	
Naphthalene	ND	1.2	5.0	ug/L	1	10/29/2020	10/29/2020 12:44	EPA 8260	
n-Butylbenzene	ND	0.71	2.4	ug/L	1	10/29/2020	10/29/2020 12:44	EPA 8260	
n-Hexane	ND	1.7	5.7	ug/L	1	10/29/2020	10/29/2020 12:44	EPA 8260	
n-Propylbenzene	ND	0.81	5.0	ug/L	1	10/29/2020	10/29/2020 12:44	EPA 8260	
o-Xylene	ND	0.26	1.0	ug/L	1	10/29/2020	10/29/2020 12:44	EPA 8260	
p-Isopropyltoluene	ND	0.80	2.7	ug/L	1	10/29/2020	10/29/2020 12:44	EPA 8260	
sec-Butylbenzene	ND	0.85	5.0	ug/L	1	10/29/2020	10/29/2020 12:44	EPA 8260	
Styrene	ND	3.0	10.0	ug/L	1	10/29/2020	10/29/2020 12:44	EPA 8260	
tert-Butylbenzene	ND	0.30	1.0	ug/L	1	10/29/2020	10/29/2020 12:44	EPA 8260	
Tetrachloroethene	ND	0.33	1.1	ug/L	1	10/29/2020	10/29/2020 12:44	EPA 8260	
Tetrahydrofuran	ND	2.3	20.0	ug/L	1	10/29/2020	10/29/2020 12:44	EPA 8260	
Toluene	ND	0.27	1.0	ug/L	1	10/29/2020	10/29/2020 12:44	EPA 8260	
trans-1,2-Dichloroethene	ND	0.46	1.5	ug/L	1	10/29/2020	10/29/2020 12:44	EPA 8260	
trans-1,3-Dichloropropene	ND	4.4	14.6	ug/L	1	10/29/2020	10/29/2020 12:44	EPA 8260	
Trichloroethene	ND	0.26	1.0	ug/L	1	10/29/2020	10/29/2020 12:44	EPA 8260	
Trichlorofluoromethane	ND	0.21	1.0	ug/L	1	10/29/2020	10/29/2020 12:44	EPA 8260	
Vinyl chloride	ND	0.17	1.0	ug/L	1	10/29/2020	10/29/2020 12:44	EPA 8260	
Xylene (Total)	ND	1.5	3.0	ug/L	1	10/29/2020	10/29/2020 12:44	EPA 8260	

Pace Analytical®
ENVIRONMENTAL SCIENCES
MOBILE LAB SERVICES

2525 Advance Road
Madison, WI 53718
608.221.8700 Phone
608.221.4889 Fax

TRC Environmental Corporation, Inc.	Project: Madison Kipp Corporation - Madison, WI
708 Heartland Trail, Ste 3000	Project Number: 372148 Ph. 2 Tsk 1
Madison WI, 53717	Project Manager: Andrew Stehn

MW-6S

A204242-07 (Water)

Date Sampled
10/15/2020 11:39

Analyte	Result	Limit of Detection	Limit of Quantitation	Units	Dilution	Prepared	Analyzed	Method	Qualifiers
Pace Analytical-Green Bay, WI									
SM 2540C						**Preparation Batch:WET 40406**			
Total Dissolved Solids	**6610**	17.3	40.0	mg/L	1	10/21/2020	10/21/2020 18:49	SM 2540C	
SM 2540D						**Preparation Batch:WET 40388**			
Total Suspended Solids	**3.6**	0.95	2.0	mg/L	1	10/21/2020	10/21/2020 06:17	SM 2540D	

Pace Analytical®
ENVIRONMENTAL SCIENCES
MOBILE LAB SERVICES

2525 Advance Road
Madison, WI 53718
608.221.8700 Phone
608.221.4889 Fax

TRC Environmental Corporation, Inc.
708 Heartland Trail, Ste 3000
Madison WI, 53717

Project: Madison Kipp Corporation - Madison, WI
Project Number: 372148 Ph. 2 Tsk 1
Project Manager: Andrew Stehn

MW-6D

A204242-08 (Water)

Date Sampled
10/15/2020 12:25

Pace Analytical-Green Bay, WI

EPA 8260 — **Preparation Batch:MSV 54580**

Analyte	Result	Limit of Detection	Limit of Quantitation	Units	Dilution	Prepared	Analyzed	Method	Qualifiers
1,1,1,2-Tetrachloroethane	ND	2.7	10.0	ug/L	10	10/27/2020	10/27/2020 15:15	EPA 8260	
1,1,1-Trichloroethane	ND	2.4	10.0	ug/L	10	10/27/2020	10/27/2020 15:15	EPA 8260	
1,1,2,2-Tetrachloroethane	ND	2.8	10.0	ug/L	10	10/27/2020	10/27/2020 15:15	EPA 8260	
1,1,2-Trichloroethane	ND	5.5	50.0	ug/L	10	10/27/2020	10/27/2020 15:15	EPA 8260	
1,1,2-Trichlorotrifluoroethane	ND	5.4	50.0	ug/L	10	10/27/2020	10/27/2020 15:15	EPA 8260	
1,1-Dichloroethane	ND	2.7	10.0	ug/L	10	10/27/2020	10/27/2020 15:15	EPA 8260	
1,1-Dichloroethene	ND	2.4	10.0	ug/L	10	10/27/2020	10/27/2020 15:15	EPA 8260	
1,1-Dichloropropene	ND	5.4	18.0	ug/L	10	10/27/2020	10/27/2020 15:15	EPA 8260	
1,2,3-Trichlorobenzene	ND	22.1	73.7	ug/L	10	10/27/2020	10/27/2020 15:15	EPA 8260	
1,2,3-Trichloropropane	ND	5.9	50.0	ug/L	10	10/27/2020	10/27/2020 15:15	EPA 8260	
1,2,4-Trichlorobenzene	ND	9.5	50.0	ug/L	10	10/27/2020	10/27/2020 15:15	EPA 8260	
1,2,4-Trimethylbenzene	**35.8**	8.4	28.0	ug/L	10	10/27/2020	10/27/2020 15:15	EPA 8260	
1,2-Dibromo-3-chloropropane	ND	17.6	58.8	ug/L	10	10/27/2020	10/27/2020 15:15	EPA 8260	
1,2-Dibromoethane (EDB)	ND	8.3	27.6	ug/L	10	10/27/2020	10/27/2020 15:15	EPA 8260	
1,2-Dichlorobenzene	ND	7.1	23.5	ug/L	10	10/27/2020	10/27/2020 15:15	EPA 8260	
1,2-Dichloroethane	ND	2.8	10.0	ug/L	10	10/27/2020	10/27/2020 15:15	EPA 8260	
1,2-Dichloropropane	ND	2.8	10.0	ug/L	10	10/27/2020	10/27/2020 15:15	EPA 8260	
1,3,5-Trimethylbenzene	ND	8.7	29.1	ug/L	10	10/27/2020	10/27/2020 15:15	EPA 8260	
1,3-Dichlorobenzene	ND	6.3	20.9	ug/L	10	10/27/2020	10/27/2020 15:15	EPA 8260	
1,3-Dichloropropane	ND	8.3	27.5	ug/L	10	10/27/2020	10/27/2020 15:15	EPA 8260	
1,4-Dichlorobenzene	ND	9.4	31.5	ug/L	10	10/27/2020	10/27/2020 15:15	EPA 8260	
2,2-Dichloropropane	ND	22.7	75.5	ug/L	10	10/27/2020	10/27/2020 15:15	EPA 8260	
2-Butanone (MEK)	ND	29.4	200	ug/L	10	10/27/2020	10/27/2020 15:15	EPA 8260	
2-Chlorotoluene	ND	9.3	50.0	ug/L	10	10/27/2020	10/27/2020 15:15	EPA 8260	
2-Hexanone	ND	52.1	174	ug/L	10	10/27/2020	10/27/2020 15:15	EPA 8260	
4-Chlorotoluene	ND	7.6	25.2	ug/L	10	10/27/2020	10/27/2020 15:15	EPA 8260	
4-Methyl-2-pentanone (MIBK)	ND	46.4	155	ug/L	10	10/27/2020	10/27/2020 15:15	EPA 8260	
Acetone	**74.3**	27.4	200	ug/L	10	10/27/2020	10/27/2020 15:15	EPA 8260	J
Benzene	**632**	2.5	10.0	ug/L	10	10/27/2020	10/27/2020 15:15	EPA 8260	
Bromobenzene	ND	2.4	10.0	ug/L	10	10/27/2020	10/27/2020 15:15	EPA 8260	
Bromochloromethane	ND	3.6	50.0	ug/L	10	10/27/2020	10/27/2020 15:15	EPA 8260	
Bromodichloromethane	ND	3.6	12.1	ug/L	10	10/27/2020	10/27/2020 15:15	EPA 8260	
Bromoform	ND	39.7	132	ug/L	10	10/27/2020	10/27/2020 15:15	EPA 8260	
Bromomethane	ND	9.7	50.0	ug/L	10	10/27/2020	10/27/2020 15:15	EPA 8260	
Carbon disulfide	ND	4.5	15.0	ug/L	10	10/27/2020	10/27/2020 15:15	EPA 8260	
Carbon tetrachloride	ND	10.8	35.9	ug/L	10	10/27/2020	10/27/2020 15:15	EPA 8260	
Chlorobenzene	ND	7.1	23.7	ug/L	10	10/27/2020	10/27/2020 15:15	EPA 8260	
Chloroethane	ND	13.4	50.0	ug/L	10	10/27/2020	10/27/2020 15:15	EPA 8260	
Chloroform	ND	12.7	50.0	ug/L	10	10/27/2020	10/27/2020 15:15	EPA 8260	
Chloromethane	ND	21.9	73.0	ug/L	10	10/27/2020	10/27/2020 15:15	EPA 8260	
cis-1,2-Dichloroethene	**7.8**	2.7	10.0	ug/L	10	10/27/2020	10/27/2020 15:15	EPA 8260	J
cis-1,3-Dichloropropene	ND	36.3	121	ug/L	10	10/27/2020	10/27/2020 15:15	EPA 8260	
Dibromochloromethane	ND	26.0	86.7	ug/L	10	10/27/2020	10/27/2020 15:15	EPA 8260	

Pace Analytical®
ENVIRONMENTAL SCIENCES
MOBILE LAB SERVICES

2525 Advance Road
Madison, WI 53718
608.221.8700 Phone
608.221.4889 Fax

TRC Environmental Corporation, Inc.
708 Heartland Trail, Ste 3000
Madison WI, 53717

Project: Madison Kipp Corporation - Madison, WI
Project Number: 372148 Ph. 2 Tsk 1
Project Manager: Andrew Stehn

MW-6D

A204242-08 (Water)

Date Sampled
10/15/2020 12:25

Pace Analytical-Green Bay, WI

EPA 8260 — **Preparation Batch:MSV 54580**

Analyte	Result	Limit of Detection	Limit of Quantitation	Units	Dilution	Prepared	Analyzed	Method	Qualifiers
Dibromomethane	ND	9.4	31.2	ug/L	10	10/27/2020	10/27/2020 15:15	EPA 8260	
Dichlorodifluoromethane	ND	5.0	50.0	ug/L	10	10/27/2020	10/27/2020 15:15	EPA 8260	
Diisopropyl ether	ND	18.9	62.9	ug/L	10	10/27/2020	10/27/2020 15:15	EPA 8260	
Ethylbenzene	**8.0**	3.2	10.6	ug/L	10	10/27/2020	10/27/2020 15:15	EPA 8260	J
Hexachloro-1,3-butadiene	ND	14.6	48.8	ug/L	10	10/27/2020	10/27/2020 15:15	EPA 8260	
Isopropylbenzene (Cumene)	**20.4**	16.9	56.2	ug/L	10	10/27/2020	10/27/2020 15:15	EPA 8260	J
m&p-Xylene	**8.8**	4.7	20.0	ug/L	10	10/27/2020	10/27/2020 15:15	EPA 8260	J
Methylene Chloride	ND	5.8	50.0	ug/L	10	10/27/2020	10/27/2020 15:15	EPA 8260	
Methyl-tert-butyl ether	ND	12.5	41.5	ug/L	10	10/27/2020	10/27/2020 15:15	EPA 8260	
Naphthalene	ND	11.8	50.0	ug/L	10	10/27/2020	10/27/2020 15:15	EPA 8260	
n-Butylbenzene	ND	7.1	23.6	ug/L	10	10/27/2020	10/27/2020 15:15	EPA 8260	
n-Hexane	ND	17.1	57.0	ug/L	10	10/27/2020	10/27/2020 15:15	EPA 8260	
n-Propylbenzene	**10.9**	8.1	50.0	ug/L	10	10/27/2020	10/27/2020 15:15	EPA 8260	J
o-Xylene	ND	2.6	10.0	ug/L	10	10/27/2020	10/27/2020 15:15	EPA 8260	
p-Isopropyltoluene	ND	8.0	26.7	ug/L	10	10/27/2020	10/27/2020 15:15	EPA 8260	
sec-Butylbenzene	ND	8.5	50.0	ug/L	10	10/27/2020	10/27/2020 15:15	EPA 8260	
Styrene	ND	30.1	100	ug/L	10	10/27/2020	10/27/2020 15:15	EPA 8260	
tert-Butylbenzene	ND	3.0	10.1	ug/L	10	10/27/2020	10/27/2020 15:15	EPA 8260	
Tetrachloroethene	ND	3.3	10.9	ug/L	10	10/27/2020	10/27/2020 15:15	EPA 8260	
Tetrahydrofuran	ND	23.2	200	ug/L	10	10/27/2020	10/27/2020 15:15	EPA 8260	
Toluene	**38.0**	2.7	10.0	ug/L	10	10/27/2020	10/27/2020 15:15	EPA 8260	
trans-1,2-Dichloroethene	**5.2**	4.6	15.5	ug/L	10	10/27/2020	10/27/2020 15:15	EPA 8260	J
trans-1,3-Dichloropropene	ND	43.7	146	ug/L	10	10/27/2020	10/27/2020 15:15	EPA 8260	
Trichloroethene	**9.0**	2.6	10.0	ug/L	10	10/27/2020	10/27/2020 15:15	EPA 8260	J
Trichlorofluoromethane	ND	2.1	10.0	ug/L	10	10/27/2020	10/27/2020 15:15	EPA 8260	
Vinyl chloride	ND	1.7	10.0	ug/L	10	10/27/2020	10/27/2020 15:15	EPA 8260	
Xylene (Total)	ND	15.0	30.0	ug/L	10	10/27/2020	10/27/2020 15:15	EPA 8260	

Pace Analytical®
ENVIRONMENTAL SCIENCES
MOBILE LAB SERVICES

2525 Advance Road
Madison, WI 53718
608.221.8700 Phone
608.221.4889 Fax

TRC Environmental Corporation, Inc.
708 Heartland Trail, Ste 3000
Madison WI, 53717

Project: Madison Kipp Corporation - Madison, WI
Project Number: 372148 Ph. 2 Tsk 1
Project Manager: Andrew Stehn

MW-11S

A204242-09 (Water)

Date Sampled
10/15/2020 13:33

Pace Analytical - Madison

Polychlorinated Biphenyls by EPA Method 8082 — **Preparation Batch:A010165**

Analyte	Result	Limit of Detection	Limit of Quantitation	Units	Dilution	Prepared	Analyzed	Method	Qualifiers
PCB-1016	ND	0.0072	0.13	ug/L	1	10/19/2020	10/21/2020 23:45	EPA 8082A	
PCB-1221	ND	0.026	0.25	ug/L	1	10/19/2020	10/21/2020 23:45	EPA 8082A	
PCB-1232	ND	0.0042	0.13	ug/L	1	10/19/2020	10/21/2020 23:45	EPA 8082A	
PCB-1242	ND	0.013	0.13	ug/L	1	10/19/2020	10/21/2020 23:45	EPA 8082A	
PCB-1248	ND	0.011	0.13	ug/L	1	10/19/2020	10/21/2020 23:45	EPA 8082A	
PCB-1254	ND	0.010	0.13	ug/L	1	10/19/2020	10/21/2020 23:45	EPA 8082A	
PCB-1260	ND	0.012	0.13	ug/L	1	10/19/2020	10/21/2020 23:45	EPA 8082A	
Total PCBs	ND	0.026	0.25	ug/L	1	10/19/2020	10/21/2020 23:45	EPA 8082A	
Surrogate: Tetrachloro-meta-xylene			*112 %*	*64.9-137*		*10/19/2020*	*10/21/2020 23:45*	*EPA 8082A*	
Surrogate: Decachlorobiphenyl			*109 %*	*67.4-146*		*10/19/2020*	*10/21/2020 23:45*	*EPA 8082A*	

Pace Analytical-Green Bay, WI

SM 2540C — **Preparation Batch:WET 40406**

Analyte	Result	Limit of Detection	Limit of Quantitation	Units	Dilution	Prepared	Analyzed	Method	Qualifiers
Total Dissolved Solids	**1010**	8.7	20.0	mg/L	1	10/21/2020	10/21/2020 18:49	SM 2540C	

SM 2540D — **Preparation Batch:WET 40388**

Analyte	Result	Limit of Detection	Limit of Quantitation	Units	Dilution	Prepared	Analyzed	Method	Qualifiers
Total Suspended Solids	**1.0**	0.95	2.0	mg/L	1	10/21/2020	10/21/2020 06:17	SM 2540D	J

Pace Analytical®
ENVIRONMENTAL SCIENCES
MOBILE LAB SERVICES

2525 Advance Road
Madison, WI 53718
608.221.8700 Phone
608.221.4889 Fax

TRC Environmental Corporation, Inc.
708 Heartland Trail, Ste 3000
Madison WI, 53717

Project: Madison Kipp Corporation - Madison, WI
Project Number: 372148 Ph. 2 Tsk 1
Project Manager: Andrew Stehn

MW-17

A204242-10 (Water)

Date Sampled
10/15/2020 10:39

Pace Analytical-Green Bay, WI

EPA 8260 — **Preparation Batch:MSV 54580**

Analyte	Result	Limit of Detection	Limit of Quantitation	Units	Dilution	Prepared	Analyzed	Method	Qualifiers
1,1,1,2-Tetrachloroethane	ND	0.27	1.0	ug/L	1	10/28/2020	10/28/2020 08:33	EPA 8260	
1,1,1-Trichloroethane	ND	0.24	1.0	ug/L	1	10/28/2020	10/28/2020 08:33	EPA 8260	
1,1,2,2-Tetrachloroethane	ND	0.28	1.0	ug/L	1	10/28/2020	10/28/2020 08:33	EPA 8260	
1,1,2-Trichloroethane	ND	0.55	5.0	ug/L	1	10/28/2020	10/28/2020 08:33	EPA 8260	
1,1,2-Trichlorotrifluoroethane	ND	0.54	5.0	ug/L	1	10/28/2020	10/28/2020 08:33	EPA 8260	
1,1-Dichloroethane	ND	0.27	1.0	ug/L	1	10/28/2020	10/28/2020 08:33	EPA 8260	
1,1-Dichloroethene	ND	0.24	1.0	ug/L	1	10/28/2020	10/28/2020 08:33	EPA 8260	
1,1-Dichloropropene	ND	0.54	1.8	ug/L	1	10/28/2020	10/28/2020 08:33	EPA 8260	
1,2,3-Trichlorobenzene	ND	2.2	7.4	ug/L	1	10/28/2020	10/28/2020 08:33	EPA 8260	
1,2,3-Trichloropropane	ND	0.59	5.0	ug/L	1	10/28/2020	10/28/2020 08:33	EPA 8260	
1,2,4-Trichlorobenzene	ND	0.95	5.0	ug/L	1	10/28/2020	10/28/2020 08:33	EPA 8260	
1,2,4-Trimethylbenzene	ND	0.84	2.8	ug/L	1	10/28/2020	10/28/2020 08:33	EPA 8260	
1,2-Dibromo-3-chloropropane	ND	1.8	5.9	ug/L	1	10/28/2020	10/28/2020 08:33	EPA 8260	
1,2-Dibromoethane (EDB)	ND	0.83	2.8	ug/L	1	10/28/2020	10/28/2020 08:33	EPA 8260	
1,2-Dichlorobenzene	ND	0.71	2.4	ug/L	1	10/28/2020	10/28/2020 08:33	EPA 8260	
1,2-Dichloroethane	ND	0.28	1.0	ug/L	1	10/28/2020	10/28/2020 08:33	EPA 8260	
1,2-Dichloropropane	ND	0.28	1.0	ug/L	1	10/28/2020	10/28/2020 08:33	EPA 8260	
1,3,5-Trimethylbenzene	ND	0.87	2.9	ug/L	1	10/28/2020	10/28/2020 08:33	EPA 8260	
1,3-Dichlorobenzene	ND	0.63	2.1	ug/L	1	10/28/2020	10/28/2020 08:33	EPA 8260	
1,3-Dichloropropane	ND	0.83	2.8	ug/L	1	10/28/2020	10/28/2020 08:33	EPA 8260	
1,4-Dichlorobenzene	ND	0.94	3.1	ug/L	1	10/28/2020	10/28/2020 08:33	EPA 8260	
2,2-Dichloropropane	ND	2.3	7.6	ug/L	1	10/28/2020	10/28/2020 08:33	EPA 8260	
2-Butanone (MEK)	ND	2.9	20.0	ug/L	1	10/28/2020	10/28/2020 08:33	EPA 8260	
2-Chlorotoluene	ND	0.93	5.0	ug/L	1	10/28/2020	10/28/2020 08:33	EPA 8260	
2-Hexanone	ND	5.2	17.4	ug/L	1	10/28/2020	10/28/2020 08:33	EPA 8260	
4-Chlorotoluene	ND	0.76	2.5	ug/L	1	10/28/2020	10/28/2020 08:33	EPA 8260	
4-Methyl-2-pentanone (MIBK)	ND	4.6	15.5	ug/L	1	10/28/2020	10/28/2020 08:33	EPA 8260	
Acetone	ND	2.7	20.0	ug/L	1	10/28/2020	10/28/2020 08:33	EPA 8260	
Benzene	ND	0.25	1.0	ug/L	1	10/28/2020	10/28/2020 08:33	EPA 8260	
Bromobenzene	ND	0.24	1.0	ug/L	1	10/28/2020	10/28/2020 08:33	EPA 8260	
Bromochloromethane	ND	0.36	5.0	ug/L	1	10/28/2020	10/28/2020 08:33	EPA 8260	
Bromodichloromethane	ND	0.36	1.2	ug/L	1	10/28/2020	10/28/2020 08:33	EPA 8260	
Bromoform	ND	4.0	13.2	ug/L	1	10/28/2020	10/28/2020 08:33	EPA 8260	
Bromomethane	ND	0.97	5.0	ug/L	1	10/28/2020	10/28/2020 08:33	EPA 8260	
Carbon disulfide	ND	0.45	1.5	ug/L	1	10/28/2020	10/28/2020 08:33	EPA 8260	
Carbon tetrachloride	**1.2**	1.1	3.6	ug/L	1	10/28/2020	10/28/2020 08:33	EPA 8260	J
Chlorobenzene	ND	0.71	2.4	ug/L	1	10/28/2020	10/28/2020 08:33	EPA 8260	
Chloroethane	ND	1.3	5.0	ug/L	1	10/28/2020	10/28/2020 08:33	EPA 8260	
Chloroform	**1.7**	1.3	5.0	ug/L	1	10/28/2020	10/28/2020 08:33	EPA 8260	J
Chloromethane	ND	2.2	7.3	ug/L	1	10/28/2020	10/28/2020 08:33	EPA 8260	
cis-1,2-Dichloroethene	**2.7**	0.27	1.0	ug/L	1	10/28/2020	10/28/2020 08:33	EPA 8260	
cis-1,3-Dichloropropene	ND	3.6	12.1	ug/L	1	10/28/2020	10/28/2020 08:33	EPA 8260	
Dibromochloromethane	ND	2.6	8.7	ug/L	1	10/28/2020	10/28/2020 08:33	EPA 8260	

Pace Analytical®
ENVIRONMENTAL SCIENCES
MOBILE LAB SERVICES

2525 Advance Road
Madison, WI 53718
608.221.8700 Phone
608.221.4889 Fax

TRC Environmental Corporation, Inc.
708 Heartland Trail, Ste 3000
Madison WI, 53717

Project: Madison Kipp Corporation - Madison, WI
Project Number: 372148 Ph. 2 Tsk 1
Project Manager: Andrew Stehn

MW-17

A204242-10 (Water)

Date Sampled
10/15/2020 10:39

Pace Analytical-Green Bay, WI

EPA 8260 — **Preparation Batch:MSV 54580**

Analyte	Result	Limit of Detection	Limit of Quantitation	Units	Dilution	Prepared	Analyzed	Method	Qualifiers
Dibromomethane	ND	0.94	3.1	ug/L	1	10/28/2020	10/28/2020 08:33	EPA 8260	
Dichlorodifluoromethane	ND	0.50	5.0	ug/L	1	10/28/2020	10/28/2020 08:33	EPA 8260	
Diisopropyl ether	ND	1.9	6.3	ug/L	1	10/28/2020	10/28/2020 08:33	EPA 8260	
Ethylbenzene	ND	0.32	1.1	ug/L	1	10/28/2020	10/28/2020 08:33	EPA 8260	
Hexachloro-1,3-butadiene	ND	1.5	4.9	ug/L	1	10/28/2020	10/28/2020 08:33	EPA 8260	
Isopropylbenzene (Cumene)	ND	1.7	5.6	ug/L	1	10/28/2020	10/28/2020 08:33	EPA 8260	
m&p-Xylene	ND	0.47	2.0	ug/L	1	10/28/2020	10/28/2020 08:33	EPA 8260	
Methylene Chloride	ND	0.58	5.0	ug/L	1	10/28/2020	10/28/2020 08:33	EPA 8260	
Methyl-tert-butyl ether	ND	1.2	4.2	ug/L	1	10/28/2020	10/28/2020 08:33	EPA 8260	
Naphthalene	ND	1.2	5.0	ug/L	1	10/28/2020	10/28/2020 08:33	EPA 8260	
n-Butylbenzene	ND	0.71	2.4	ug/L	1	10/28/2020	10/28/2020 08:33	EPA 8260	
n-Hexane	ND	1.7	5.7	ug/L	1	10/28/2020	10/28/2020 08:33	EPA 8260	
n-Propylbenzene	ND	0.81	5.0	ug/L	1	10/28/2020	10/28/2020 08:33	EPA 8260	
o-Xylene	ND	0.26	1.0	ug/L	1	10/28/2020	10/28/2020 08:33	EPA 8260	
p-Isopropyltoluene	ND	0.80	2.7	ug/L	1	10/28/2020	10/28/2020 08:33	EPA 8260	
sec-Butylbenzene	ND	0.85	5.0	ug/L	1	10/28/2020	10/28/2020 08:33	EPA 8260	
Styrene	ND	3.0	10.0	ug/L	1	10/28/2020	10/28/2020 08:33	EPA 8260	
tert-Butylbenzene	ND	0.30	1.0	ug/L	1	10/28/2020	10/28/2020 08:33	EPA 8260	
Tetrachloroethene	**696**	3.3	10.9	ug/L	10	10/28/2020	10/28/2020 09:41	EPA 8260	
Tetrahydrofuran	ND	2.3	20.0	ug/L	1	10/28/2020	10/28/2020 08:33	EPA 8260	
Toluene	ND	0.27	1.0	ug/L	1	10/28/2020	10/28/2020 08:33	EPA 8260	
trans-1,2-Dichloroethene	**0.63**	0.46	1.5	ug/L	1	10/28/2020	10/28/2020 08:33	EPA 8260	J
trans-1,3-Dichloropropene	ND	4.4	14.6	ug/L	1	10/28/2020	10/28/2020 08:33	EPA 8260	
Trichloroethene	**44.9**	0.26	1.0	ug/L	1	10/28/2020	10/28/2020 08:33	EPA 8260	
Trichlorofluoromethane	ND	0.21	1.0	ug/L	1	10/28/2020	10/28/2020 08:33	EPA 8260	
Vinyl chloride	ND	0.17	1.0	ug/L	1	10/28/2020	10/28/2020 08:33	EPA 8260	
Xylene (Total)	ND	1.5	3.0	ug/L	1	10/28/2020	10/28/2020 08:33	EPA 8260	

Pace Analytical®
ENVIRONMENTAL SCIENCES
MOBILE LAB SERVICES

2525 Advance Road
Madison, WI 53718
608.221.8700 Phone
608.221.4889 Fax

TRC Environmental Corporation, Inc.	Project: Madison Kipp Corporation - Madison, WI
708 Heartland Trail, Ste 3000	Project Number: 372148 Ph. 2 Tsk 1
Madison WI, 53717	Project Manager: Andrew Stehn

MW-29S

A204242-11 (Water)

Date Sampled
10/15/2020 15:45

Pace Analytical - Madison

Polychlorinated Biphenyls by EPA Method 8082 — **Preparation Batch:A010165**

Analyte	Result	Limit of Detection	Limit of Quantitation	Units	Dilution	Prepared	Analyzed	Method	Qualifiers
PCB-1016	ND	0.0072	0.13	ug/L	1	10/19/2020	10/22/2020 01:51	EPA 8082A	
PCB-1221	ND	0.026	0.25	ug/L	1	10/19/2020	10/22/2020 01:51	EPA 8082A	
PCB-1232	ND	0.0042	0.13	ug/L	1	10/19/2020	10/22/2020 01:51	EPA 8082A	
PCB-1242	ND	0.013	0.13	ug/L	1	10/19/2020	10/22/2020 01:51	EPA 8082A	
PCB-1248	ND	0.011	0.13	ug/L	1	10/19/2020	10/22/2020 01:51	EPA 8082A	
PCB-1254	ND	0.010	0.13	ug/L	1	10/19/2020	10/22/2020 01:51	EPA 8082A	
PCB-1260	ND	0.012	0.13	ug/L	1	10/19/2020	10/22/2020 01:51	EPA 8082A	
Total PCBs	ND	0.026	0.25	ug/L	1	10/19/2020	10/22/2020 01:51	EPA 8082A	
Surrogate: Tetrachloro-meta-xylene			*121 %*	*64.9-137*		*10/19/2020*	*10/22/2020 01:51*	*EPA 8082A*	
Surrogate: Decachlorobiphenyl			*112 %*	*67.4-146*		*10/19/2020*	*10/22/2020 01:51*	*EPA 8082A*	

Pace Analytical-Green Bay, WI

SM 2540C — **Preparation Batch:WET 40406**

Analyte	Result	Limit of Detection	Limit of Quantitation	Units	Dilution	Prepared	Analyzed	Method	Qualifiers
Total Dissolved Solids	**706**	8.7	20.0	mg/L	1	10/21/2020	10/21/2020 18:50	SM 2540C	

SM 2540D — **Preparation Batch:WET 40388**

Analyte	Result	Limit of Detection	Limit of Quantitation	Units	Dilution	Prepared	Analyzed	Method	Qualifiers
Total Suspended Solids	**2.2**	0.95	2.0	mg/L	1	10/21/2020	10/21/2020 06:17	SM 2540D	

Pace Analytical®
ENVIRONMENTAL SCIENCES
MOBILE LAB SERVICES

2525 Advance Road
Madison, WI 53718
608.221.8700 Phone
608.221.4889 Fax

TRC Environmental Corporation, Inc.	Project: Madison Kipp Corporation - Madison, WI
708 Heartland Trail, Ste 3000	Project Number: 372148 Ph. 2 Tsk 1
Madison WI, 53717	Project Manager: Andrew Stehn

MW-29D

A204242-12 (Water)

Date Sampled
10/15/2020 16:13

Analyte	Result	Limit of Detection	Limit of Quantitation	Units	Dilution	Prepared	Analyzed	Method	Qualifiers
Pace Analytical - Madison									
Polychlorinated Biphenyls by EPA Method 8082							**Preparation Batch:A010165**		
PCB-1016	ND	0.0072	0.13	ug/L	1	10/19/2020	10/22/2020 02:16	EPA 8082A	
PCB-1221	ND	0.026	0.25	ug/L	1	10/19/2020	10/22/2020 02:16	EPA 8082A	
PCB-1232	ND	0.0042	0.13	ug/L	1	10/19/2020	10/22/2020 02:16	EPA 8082A	
PCB-1242	ND	0.013	0.13	ug/L	1	10/19/2020	10/22/2020 02:16	EPA 8082A	
PCB-1248	ND	0.011	0.13	ug/L	1	10/19/2020	10/22/2020 02:16	EPA 8082A	
PCB-1254	ND	0.010	0.13	ug/L	1	10/19/2020	10/22/2020 02:16	EPA 8082A	
PCB-1260	ND	0.012	0.13	ug/L	1	10/19/2020	10/22/2020 02:16	EPA 8082A	
Total PCBs	ND	0.026	0.25	ug/L	1	10/19/2020	10/22/2020 02:16	EPA 8082A	
Surrogate: Tetrachloro-meta-xylene			*115 %*	*64.9-137*		*10/19/2020*	*10/22/2020 02:16*	*EPA 8082A*	
Surrogate: Decachlorobiphenyl			*111 %*	*67.4-146*		*10/19/2020*	*10/22/2020 02:16*	*EPA 8082A*	
Pace Analytical-Green Bay, WI									
SM 2540C							**Preparation Batch:WET 40406**		
Total Dissolved Solids	**824**	8.7	20.0	mg/L	1	10/21/2020	10/21/2020 18:50	SM 2540C	
SM 2540D							**Preparation Batch:WET 40388**		
Total Suspended Solids	**1.6**	0.95	2.0	mg/L	1	10/21/2020	10/21/2020 06:17	SM 2540D	J

Pace Analytical®
ENVIRONMENTAL SCIENCES
MOBILE LAB SERVICES

2525 Advance Road
Madison, WI 53718
608.221.8700 Phone
608.221.4889 Fax

TRC Environmental Corporation, Inc.
708 Heartland Trail, Ste 3000
Madison WI, 53717

Project: Madison Kipp Corporation - Madison, WI
Project Number: 372148 Ph. 2 Tsk 1
Project Manager: Andrew Stehn

DUP-01

A204242-13 (Water)

Date Sampled
10/15/2020 00:00

Pace Analytical-Green Bay, WI

EPA 8260 — **Preparation Batch:MSV 54580**

Analyte	Result	Limit of Detection	Limit of Quantitation	Units	Dilution	Prepared	Analyzed	Method	Qualifiers
1,1,1,2-Tetrachloroethane	ND	2.7	10.0	ug/L	10	10/27/2020	10/27/2020 15:37	EPA 8260	
1,1,1-Trichloroethane	ND	2.4	10.0	ug/L	10	10/27/2020	10/27/2020 15:37	EPA 8260	
1,1,2,2-Tetrachloroethane	ND	2.8	10.0	ug/L	10	10/27/2020	10/27/2020 15:37	EPA 8260	
1,1,2-Trichloroethane	ND	5.5	50.0	ug/L	10	10/27/2020	10/27/2020 15:37	EPA 8260	
1,1,2-Trichlorotrifluoroethane	ND	5.4	50.0	ug/L	10	10/27/2020	10/27/2020 15:37	EPA 8260	
1,1-Dichloroethane	ND	2.7	10.0	ug/L	10	10/27/2020	10/27/2020 15:37	EPA 8260	
1,1-Dichloroethene	ND	2.4	10.0	ug/L	10	10/27/2020	10/27/2020 15:37	EPA 8260	
1,1-Dichloropropene	ND	5.4	18.0	ug/L	10	10/27/2020	10/27/2020 15:37	EPA 8260	
1,2,3-Trichlorobenzene	ND	22.1	73.7	ug/L	10	10/27/2020	10/27/2020 15:37	EPA 8260	
1,2,3-Trichloropropane	ND	5.9	50.0	ug/L	10	10/27/2020	10/27/2020 15:37	EPA 8260	
1,2,4-Trichlorobenzene	ND	9.5	50.0	ug/L	10	10/27/2020	10/27/2020 15:37	EPA 8260	
1,2,4-Trimethylbenzene	**36.5**	8.4	28.0	ug/L	10	10/27/2020	10/27/2020 15:37	EPA 8260	
1,2-Dibromo-3-chloropropane	ND	17.6	58.8	ug/L	10	10/27/2020	10/27/2020 15:37	EPA 8260	
1,2-Dibromoethane (EDB)	ND	8.3	27.6	ug/L	10	10/27/2020	10/27/2020 15:37	EPA 8260	
1,2-Dichlorobenzene	ND	7.1	23.5	ug/L	10	10/27/2020	10/27/2020 15:37	EPA 8260	
1,2-Dichloroethane	ND	2.8	10.0	ug/L	10	10/27/2020	10/27/2020 15:37	EPA 8260	
1,2-Dichloropropane	ND	2.8	10.0	ug/L	10	10/27/2020	10/27/2020 15:37	EPA 8260	
1,3,5-Trimethylbenzene	ND	8.7	29.1	ug/L	10	10/27/2020	10/27/2020 15:37	EPA 8260	
1,3-Dichlorobenzene	ND	6.3	20.9	ug/L	10	10/27/2020	10/27/2020 15:37	EPA 8260	
1,3-Dichloropropane	ND	8.3	27.5	ug/L	10	10/27/2020	10/27/2020 15:37	EPA 8260	
1,4-Dichlorobenzene	ND	9.4	31.5	ug/L	10	10/27/2020	10/27/2020 15:37	EPA 8260	
2,2-Dichloropropane	ND	22.7	75.5	ug/L	10	10/27/2020	10/27/2020 15:37	EPA 8260	
2-Butanone (MEK)	ND	29.4	200	ug/L	10	10/27/2020	10/27/2020 15:37	EPA 8260	
2-Chlorotoluene	ND	9.3	50.0	ug/L	10	10/27/2020	10/27/2020 15:37	EPA 8260	
2-Hexanone	ND	52.1	174	ug/L	10	10/27/2020	10/27/2020 15:37	EPA 8260	
4-Chlorotoluene	ND	7.6	25.2	ug/L	10	10/27/2020	10/27/2020 15:37	EPA 8260	
4-Methyl-2-pentanone (MIBK)	ND	46.4	155	ug/L	10	10/27/2020	10/27/2020 15:37	EPA 8260	
Acetone	ND	27.4	200	ug/L	10	10/27/2020	10/27/2020 15:37	EPA 8260	
Benzene	**641**	2.5	10.0	ug/L	10	10/27/2020	10/27/2020 15:37	EPA 8260	
Bromobenzene	ND	2.4	10.0	ug/L	10	10/27/2020	10/27/2020 15:37	EPA 8260	
Bromochloromethane	ND	3.6	50.0	ug/L	10	10/27/2020	10/27/2020 15:37	EPA 8260	
Bromodichloromethane	ND	3.6	12.1	ug/L	10	10/27/2020	10/27/2020 15:37	EPA 8260	
Bromoform	ND	39.7	132	ug/L	10	10/27/2020	10/27/2020 15:37	EPA 8260	
Bromomethane	ND	9.7	50.0	ug/L	10	10/27/2020	10/27/2020 15:37	EPA 8260	
Carbon disulfide	ND	4.5	15.0	ug/L	10	10/27/2020	10/27/2020 15:37	EPA 8260	
Carbon tetrachloride	ND	10.8	35.9	ug/L	10	10/27/2020	10/27/2020 15:37	EPA 8260	
Chlorobenzene	ND	7.1	23.7	ug/L	10	10/27/2020	10/27/2020 15:37	EPA 8260	
Chloroethane	ND	13.4	50.0	ug/L	10	10/27/2020	10/27/2020 15:37	EPA 8260	
Chloroform	ND	12.7	50.0	ug/L	10	10/27/2020	10/27/2020 15:37	EPA 8260	
Chloromethane	ND	21.9	73.0	ug/L	10	10/27/2020	10/27/2020 15:37	EPA 8260	
cis-1,2-Dichloroethene	**8.2**	2.7	10.0	ug/L	10	10/27/2020	10/27/2020 15:37	EPA 8260	J
cis-1,3-Dichloropropene	ND	36.3	121	ug/L	10	10/27/2020	10/27/2020 15:37	EPA 8260	
Dibromochloromethane	ND	26.0	86.7	ug/L	10	10/27/2020	10/27/2020 15:37	EPA 8260	

Pace Analytical®
ENVIRONMENTAL SCIENCES
MOBILE LAB SERVICES

2525 Advance Road
Madison, WI 53718
608.221.8700 Phone
608.221.4889 Fax

TRC Environmental Corporation, Inc.
708 Heartland Trail, Ste 3000
Madison WI, 53717

Project: Madison Kipp Corporation - Madison, WI
Project Number: 372148 Ph. 2 Tsk 1
Project Manager: Andrew Stehn

DUP-01

A204242-13 (Water)

Date Sampled
10/15/2020 00:00

Pace Analytical-Green Bay, WI

EPA 8260 — **Preparation Batch:MSV 54580**

Analyte	Result	Limit of Detection	Limit of Quantitation	Units	Dilution	Prepared	Analyzed	Method	Qualifiers
Dibromomethane	ND	9.4	31.2	ug/L	10	10/27/2020	10/27/2020 15:37	EPA 8260	
Dichlorodifluoromethane	ND	5.0	50.0	ug/L	10	10/27/2020	10/27/2020 15:37	EPA 8260	
Diisopropyl ether	ND	18.9	62.9	ug/L	10	10/27/2020	10/27/2020 15:37	EPA 8260	
Ethylbenzene	**7.4**	3.2	10.6	ug/L	10	10/27/2020	10/27/2020 15:37	EPA 8260	J
Hexachloro-1,3-butadiene	ND	14.6	48.8	ug/L	10	10/27/2020	10/27/2020 15:37	EPA 8260	
Isopropylbenzene (Cumene)	**20.9**	16.9	56.2	ug/L	10	10/27/2020	10/27/2020 15:37	EPA 8260	J
m&p-Xylene	**7.7**	4.7	20.0	ug/L	10	10/27/2020	10/27/2020 15:37	EPA 8260	J
Methylene Chloride	ND	5.8	50.0	ug/L	10	10/27/2020	10/27/2020 15:37	EPA 8260	
Methyl-tert-butyl ether	ND	12.5	41.5	ug/L	10	10/27/2020	10/27/2020 15:37	EPA 8260	
Naphthalene	ND	11.8	50.0	ug/L	10	10/27/2020	10/27/2020 15:37	EPA 8260	
n-Butylbenzene	ND	7.1	23.6	ug/L	10	10/27/2020	10/27/2020 15:37	EPA 8260	
n-Hexane	ND	17.1	57.0	ug/L	10	10/27/2020	10/27/2020 15:37	EPA 8260	
n-Propylbenzene	**11.2**	8.1	50.0	ug/L	10	10/27/2020	10/27/2020 15:37	EPA 8260	J
o-Xylene	ND	2.6	10.0	ug/L	10	10/27/2020	10/27/2020 15:37	EPA 8260	
p-Isopropyltoluene	ND	8.0	26.7	ug/L	10	10/27/2020	10/27/2020 15:37	EPA 8260	
sec-Butylbenzene	ND	8.5	50.0	ug/L	10	10/27/2020	10/27/2020 15:37	EPA 8260	
Styrene	ND	30.1	100	ug/L	10	10/27/2020	10/27/2020 15:37	EPA 8260	
tert-Butylbenzene	ND	3.0	10.1	ug/L	10	10/27/2020	10/27/2020 15:37	EPA 8260	
Tetrachloroethene	ND	3.3	10.9	ug/L	10	10/27/2020	10/27/2020 15:37	EPA 8260	
Tetrahydrofuran	ND	23.2	200	ug/L	10	10/27/2020	10/27/2020 15:37	EPA 8260	
Toluene	**37.0**	2.7	10.0	ug/L	10	10/27/2020	10/27/2020 15:37	EPA 8260	
trans-1,2-Dichloroethene	**5.3**	4.6	15.5	ug/L	10	10/27/2020	10/27/2020 15:37	EPA 8260	J
trans-1,3-Dichloropropene	ND	43.7	146	ug/L	10	10/27/2020	10/27/2020 15:37	EPA 8260	
Trichloroethene	**9.4**	2.6	10.0	ug/L	10	10/27/2020	10/27/2020 15:37	EPA 8260	J
Trichlorofluoromethane	ND	2.1	10.0	ug/L	10	10/27/2020	10/27/2020 15:37	EPA 8260	
Vinyl chloride	ND	1.7	10.0	ug/L	10	10/27/2020	10/27/2020 15:37	EPA 8260	
Xylene (Total)	ND	15.0	30.0	ug/L	10	10/27/2020	10/27/2020 15:37	EPA 8260	

Pace Analytical®
ENVIRONMENTAL SCIENCES
MOBILE LAB SERVICES

2525 Advance Road
Madison, WI 53718
608.221.8700 Phone
608.221.4889 Fax

TRC Environmental Corporation, Inc.
708 Heartland Trail, Ste 3000
Madison WI, 53717

Project: Madison Kipp Corporation - Madison, WI
Project Number: 372148 Ph. 2 Tsk 1
Project Manager: Andrew Stehn

DUP-02

A204242-14 (Water)

Date Sampled
10/16/2020 00:00

Pace Analytical - Madison

Polychlorinated Biphenyls by EPA Method 8082 — **Preparation Batch:A010165**

Analyte	Result	Limit of Detection	Limit of Quantitation	Units	Dilution	Prepared	Analyzed	Method	Qualifiers
PCB-1016	ND	0.0072	0.13	ug/L	1	10/19/2020	10/22/2020 02:41	EPA 8082A	
PCB-1221	ND	0.026	0.25	ug/L	1	10/19/2020	10/22/2020 02:41	EPA 8082A	
PCB-1232	ND	0.0042	0.13	ug/L	1	10/19/2020	10/22/2020 02:41	EPA 8082A	
PCB-1242	ND	0.013	0.13	ug/L	1	10/19/2020	10/22/2020 02:41	EPA 8082A	
PCB-1248	ND	0.011	0.13	ug/L	1	10/19/2020	10/22/2020 02:41	EPA 8082A	
PCB-1254	ND	0.010	0.13	ug/L	1	10/19/2020	10/22/2020 02:41	EPA 8082A	
PCB-1260	ND	0.012	0.13	ug/L	1	10/19/2020	10/22/2020 02:41	EPA 8082A	
Total PCBs	ND	0.026	0.25	ug/L	1	10/19/2020	10/22/2020 02:41	EPA 8082A	
Surrogate: Tetrachloro-meta-xylene			*119 %*	*64.9-137*		*10/19/2020*	*10/22/2020 02:41*	*EPA 8082A*	
Surrogate: Decachlorobiphenyl			*114 %*	*67.4-146*		*10/19/2020*	*10/22/2020 02:41*	*EPA 8082A*	

Pace Analytical-Green Bay, WI

EPA 8260 — **Preparation Batch:MSV 54580**

1,1,1,2-Tetrachloroethane	ND	0.27	1.0	ug/L	1	10/28/2020	10/28/2020 08:56	EPA 8260	
1,1,1-Trichloroethane	ND	0.24	1.0	ug/L	1	10/28/2020	10/28/2020 08:56	EPA 8260	
1,1,2,2-Tetrachloroethane	ND	0.28	1.0	ug/L	1	10/28/2020	10/28/2020 08:56	EPA 8260	
1,1,2-Trichloroethane	ND	0.55	5.0	ug/L	1	10/28/2020	10/28/2020 08:56	EPA 8260	
1,1,2-Trichlorotrifluoroethane	ND	0.54	5.0	ug/L	1	10/28/2020	10/28/2020 08:56	EPA 8260	
1,1-Dichloroethane	ND	0.27	1.0	ug/L	1	10/28/2020	10/28/2020 08:56	EPA 8260	
1,1-Dichloroethene	ND	0.24	1.0	ug/L	1	10/28/2020	10/28/2020 08:56	EPA 8260	
1,1-Dichloropropene	ND	0.54	1.8	ug/L	1	10/28/2020	10/28/2020 08:56	EPA 8260	
1,2,3-Trichlorobenzene	ND	2.2	7.4	ug/L	1	10/28/2020	10/28/2020 08:56	EPA 8260	
1,2,3-Trichloropropane	ND	0.59	5.0	ug/L	1	10/28/2020	10/28/2020 08:56	EPA 8260	
1,2,4-Trichlorobenzene	ND	0.95	5.0	ug/L	1	10/28/2020	10/28/2020 08:56	EPA 8260	
1,2,4-Trimethylbenzene	ND	0.84	2.8	ug/L	1	10/28/2020	10/28/2020 08:56	EPA 8260	
1,2-Dibromo-3-chloropropane	ND	1.8	5.9	ug/L	1	10/28/2020	10/28/2020 08:56	EPA 8260	
1,2-Dibromoethane (EDB)	ND	0.83	2.8	ug/L	1	10/28/2020	10/28/2020 08:56	EPA 8260	
1,2-Dichlorobenzene	ND	0.71	2.4	ug/L	1	10/28/2020	10/28/2020 08:56	EPA 8260	
1,2-Dichloroethane	ND	0.28	1.0	ug/L	1	10/28/2020	10/28/2020 08:56	EPA 8260	
1,2-Dichloropropane	ND	0.28	1.0	ug/L	1	10/28/2020	10/28/2020 08:56	EPA 8260	
1,3,5-Trimethylbenzene	ND	0.87	2.9	ug/L	1	10/28/2020	10/28/2020 08:56	EPA 8260	
1,3-Dichlorobenzene	ND	0.63	2.1	ug/L	1	10/28/2020	10/28/2020 08:56	EPA 8260	
1,3-Dichloropropane	ND	0.83	2.8	ug/L	1	10/28/2020	10/28/2020 08:56	EPA 8260	
1,4-Dichlorobenzene	ND	0.94	3.1	ug/L	1	10/28/2020	10/28/2020 08:56	EPA 8260	
2,2-Dichloropropane	ND	2.3	7.6	ug/L	1	10/28/2020	10/28/2020 08:56	EPA 8260	
2-Butanone (MEK)	ND	2.9	20.0	ug/L	1	10/28/2020	10/28/2020 08:56	EPA 8260	
2-Chlorotoluene	ND	0.93	5.0	ug/L	1	10/28/2020	10/28/2020 08:56	EPA 8260	
2-Hexanone	ND	5.2	17.4	ug/L	1	10/28/2020	10/28/2020 08:56	EPA 8260	
4-Chlorotoluene	ND	0.76	2.5	ug/L	1	10/28/2020	10/28/2020 08:56	EPA 8260	
4-Methyl-2-pentanone (MIBK)	ND	4.6	15.5	ug/L	1	10/28/2020	10/28/2020 08:56	EPA 8260	
Acetone	ND	2.7	20.0	ug/L	1	10/28/2020	10/28/2020 08:56	EPA 8260	
Benzene	ND	0.25	1.0	ug/L	1	10/28/2020	10/28/2020 08:56	EPA 8260	

Pace Analytical®
ENVIRONMENTAL SCIENCES
MOBILE LAB SERVICES

2525 Advance Road
Madison, WI 53718
608.221.8700 Phone
608.221.4889 Fax

TRC Environmental Corporation, Inc.
708 Heartland Trail, Ste 3000
Madison WI, 53717

Project: Madison Kipp Corporation - Madison, WI
Project Number: 372148 Ph. 2 Tsk 1
Project Manager: Andrew Stehn

DUP-02

A204242-14 (Water)

Date Sampled
10/16/2020 00:00

Pace Analytical-Green Bay, WI

EPA 8260 — **Preparation Batch:MSV 54580**

Analyte	Result	Limit of Detection	Limit of Quantitation	Units	Dilution	Prepared	Analyzed	Method	Qualifiers
Bromobenzene	ND	0.24	1.0	ug/L	1	10/28/2020	10/28/2020 08:56	EPA 8260	
Bromochloromethane	ND	0.36	5.0	ug/L	1	10/28/2020	10/28/2020 08:56	EPA 8260	
Bromodichloromethane	ND	0.36	1.2	ug/L	1	10/28/2020	10/28/2020 08:56	EPA 8260	
Bromoform	ND	4.0	13.2	ug/L	1	10/28/2020	10/28/2020 08:56	EPA 8260	
Bromomethane	ND	0.97	5.0	ug/L	1	10/28/2020	10/28/2020 08:56	EPA 8260	
Carbon disulfide	ND	0.45	1.5	ug/L	1	10/28/2020	10/28/2020 08:56	EPA 8260	
Carbon tetrachloride	ND	1.1	3.6	ug/L	1	10/28/2020	10/28/2020 08:56	EPA 8260	
Chlorobenzene	ND	0.71	2.4	ug/L	1	10/28/2020	10/28/2020 08:56	EPA 8260	
Chloroethane	ND	1.3	5.0	ug/L	1	10/28/2020	10/28/2020 08:56	EPA 8260	
Chloroform	ND	1.3	5.0	ug/L	1	10/28/2020	10/28/2020 08:56	EPA 8260	
Chloromethane	ND	2.2	7.3	ug/L	1	10/28/2020	10/28/2020 08:56	EPA 8260	
cis-1,2-Dichloroethene	ND	0.27	1.0	ug/L	1	10/28/2020	10/28/2020 08:56	EPA 8260	
cis-1,3-Dichloropropene	ND	3.6	12.1	ug/L	1	10/28/2020	10/28/2020 08:56	EPA 8260	
Dibromochloromethane	ND	2.6	8.7	ug/L	1	10/28/2020	10/28/2020 08:56	EPA 8260	
Dibromomethane	ND	0.94	3.1	ug/L	1	10/28/2020	10/28/2020 08:56	EPA 8260	
Dichlorodifluoromethane	ND	0.50	5.0	ug/L	1	10/28/2020	10/28/2020 08:56	EPA 8260	
Diisopropyl ether	ND	1.9	6.3	ug/L	1	10/28/2020	10/28/2020 08:56	EPA 8260	
Ethylbenzene	ND	0.32	1.1	ug/L	1	10/28/2020	10/28/2020 08:56	EPA 8260	
Hexachloro-1,3-butadiene	ND	1.5	4.9	ug/L	1	10/28/2020	10/28/2020 08:56	EPA 8260	
Isopropylbenzene (Cumene)	ND	1.7	5.6	ug/L	1	10/28/2020	10/28/2020 08:56	EPA 8260	
m&p-Xylene	ND	0.47	2.0	ug/L	1	10/28/2020	10/28/2020 08:56	EPA 8260	
Methylene Chloride	ND	0.58	5.0	ug/L	1	10/28/2020	10/28/2020 08:56	EPA 8260	
Methyl-tert-butyl ether	ND	1.2	4.2	ug/L	1	10/28/2020	10/28/2020 08:56	EPA 8260	
Naphthalene	ND	1.2	5.0	ug/L	1	10/28/2020	10/28/2020 08:56	EPA 8260	
n-Butylbenzene	ND	0.71	2.4	ug/L	1	10/28/2020	10/28/2020 08:56	EPA 8260	
n-Hexane	ND	1.7	5.7	ug/L	1	10/28/2020	10/28/2020 08:56	EPA 8260	
n-Propylbenzene	ND	0.81	5.0	ug/L	1	10/28/2020	10/28/2020 08:56	EPA 8260	
o-Xylene	ND	0.26	1.0	ug/L	1	10/28/2020	10/28/2020 08:56	EPA 8260	
p-Isopropyltoluene	ND	0.80	2.7	ug/L	1	10/28/2020	10/28/2020 08:56	EPA 8260	
sec-Butylbenzene	ND	0.85	5.0	ug/L	1	10/28/2020	10/28/2020 08:56	EPA 8260	
Styrene	ND	3.0	10.0	ug/L	1	10/28/2020	10/28/2020 08:56	EPA 8260	
tert-Butylbenzene	ND	0.30	1.0	ug/L	1	10/28/2020	10/28/2020 08:56	EPA 8260	
Tetrachloroethene	**45.9**	0.33	1.1	ug/L	1	10/28/2020	10/28/2020 08:56	EPA 8260	
Tetrahydrofuran	ND	2.3	20.0	ug/L	1	10/28/2020	10/28/2020 08:56	EPA 8260	
Toluene	ND	0.27	1.0	ug/L	1	10/28/2020	10/28/2020 08:56	EPA 8260	
trans-1,2-Dichloroethene	ND	0.46	1.5	ug/L	1	10/28/2020	10/28/2020 08:56	EPA 8260	
trans-1,3-Dichloropropene	ND	4.4	14.6	ug/L	1	10/28/2020	10/28/2020 08:56	EPA 8260	
Trichloroethene	ND	0.26	1.0	ug/L	1	10/28/2020	10/28/2020 08:56	EPA 8260	
Trichlorofluoromethane	ND	0.21	1.0	ug/L	1	10/28/2020	10/28/2020 08:56	EPA 8260	
Vinyl chloride	ND	0.17	1.0	ug/L	1	10/28/2020	10/28/2020 08:56	EPA 8260	
Xylene (Total)	ND	1.5	3.0	ug/L	1	10/28/2020	10/28/2020 08:56	EPA 8260	

Pace Analytical®
ENVIRONMENTAL SCIENCES
MOBILE LAB SERVICES

2525 Advance Road
Madison, WI 53718
608.221.8700 Phone
608.221.4889 Fax

TRC Environmental Corporation, Inc.	Project: Madison Kipp Corporation - Madison, WI
708 Heartland Trail, Ste 3000	Project Number: 372148 Ph. 2 Tsk 1
Madison WI, 53717	Project Manager: Andrew Stehn

DUP-02

A204242-14 (Water)

Date Sampled
10/16/2020 00:00

Analyte	Result	Limit of Detection	Limit of Quantitation	Units	Dilution	Prepared	Analyzed	Method	Qualifiers
Pace Analytical-Green Bay, WI									
SM 2540C						**Preparation Batch:WET 40406**			
Total Dissolved Solids	**1130**	8.7	20.0	mg/L	1	10/21/2020	10/21/2020 18:50	SM 2540C	
SM 2540D						**Preparation Batch:WET 40388**			
Total Suspended Solids	ND	0.95	2.0	mg/L	1	10/21/2020	10/21/2020 06:17	SM 2540D	

Pace Analytical®
ENVIRONMENTAL SCIENCES
MOBILE LAB SERVICES

2525 Advance Road
Madison, WI 53718
608.221.8700 Phone
608.221.4889 Fax

TRC Environmental Corporation, Inc.
708 Heartland Trail, Ste 3000
Madison WI, 53717

Project: Madison Kipp Corporation - Madison, WI
Project Number: 372148 Ph. 2 Tsk 1
Project Manager: Andrew Stehn

FB-01

A204242-15 (Water)

Date Sampled
10/16/2020 13:55

Pace Analytical - Madison

Polychlorinated Biphenyls by EPA Method 8082 — **Preparation Batch:A010165**

Analyte	Result	Limit of Detection	Limit of Quantitation	Units	Dilution	Prepared	Analyzed	Method	Qualifiers
PCB-1016	ND	0.0072	0.13	ug/L	1	10/19/2020	10/22/2020 03:06	EPA 8082A	
PCB-1221	ND	0.026	0.25	ug/L	1	10/19/2020	10/22/2020 03:06	EPA 8082A	
PCB-1232	ND	0.0042	0.13	ug/L	1	10/19/2020	10/22/2020 03:06	EPA 8082A	
PCB-1242	ND	0.013	0.13	ug/L	1	10/19/2020	10/22/2020 03:06	EPA 8082A	
PCB-1248	ND	0.011	0.13	ug/L	1	10/19/2020	10/22/2020 03:06	EPA 8082A	
PCB-1254	ND	0.010	0.13	ug/L	1	10/19/2020	10/22/2020 03:06	EPA 8082A	
PCB-1260	ND	0.012	0.13	ug/L	1	10/19/2020	10/22/2020 03:06	EPA 8082A	
Total PCBs	ND	0.026	0.25	ug/L	1	10/19/2020	10/22/2020 03:06	EPA 8082A	
Surrogate: Tetrachloro-meta-xylene			*122 %*	*64.9-137*		*10/19/2020*	*10/22/2020 03:06*	*EPA 8082A*	
Surrogate: Decachlorobiphenyl			*115 %*	*67.4-146*		*10/19/2020*	*10/22/2020 03:06*	*EPA 8082A*	

Pace Analytical-Green Bay, WI

EPA 8260 — **Preparation Batch:MSV 54580**

1,1,1,2-Tetrachloroethane	ND	0.27	1.0	ug/L	1	10/27/2020	10/27/2020 22:15	EPA 8260	
1,1,1-Trichloroethane	ND	0.24	1.0	ug/L	1	10/27/2020	10/27/2020 22:15	EPA 8260	
1,1,2,2-Tetrachloroethane	ND	0.28	1.0	ug/L	1	10/27/2020	10/27/2020 22:15	EPA 8260	
1,1,2-Trichloroethane	ND	0.55	5.0	ug/L	1	10/27/2020	10/27/2020 22:15	EPA 8260	
1,1,2-Trichlorotrifluoroethane	ND	0.54	5.0	ug/L	1	10/27/2020	10/27/2020 22:15	EPA 8260	
1,1-Dichloroethane	ND	0.27	1.0	ug/L	1	10/27/2020	10/27/2020 22:15	EPA 8260	
1,1-Dichloroethene	ND	0.24	1.0	ug/L	1	10/27/2020	10/27/2020 22:15	EPA 8260	
1,1-Dichloropropene	ND	0.54	1.8	ug/L	1	10/27/2020	10/27/2020 22:15	EPA 8260	
1,2,3-Trichlorobenzene	ND	2.2	7.4	ug/L	1	10/27/2020	10/27/2020 22:15	EPA 8260	
1,2,3-Trichloropropane	ND	0.59	5.0	ug/L	1	10/27/2020	10/27/2020 22:15	EPA 8260	
1,2,4-Trichlorobenzene	ND	0.95	5.0	ug/L	1	10/27/2020	10/27/2020 22:15	EPA 8260	
1,2,4-Trimethylbenzene	ND	0.84	2.8	ug/L	1	10/27/2020	10/27/2020 22:15	EPA 8260	
1,2-Dibromo-3-chloropropane	ND	1.8	5.9	ug/L	1	10/27/2020	10/27/2020 22:15	EPA 8260	
1,2-Dibromoethane (EDB)	ND	0.83	2.8	ug/L	1	10/27/2020	10/27/2020 22:15	EPA 8260	
1,2-Dichlorobenzene	ND	0.71	2.4	ug/L	1	10/27/2020	10/27/2020 22:15	EPA 8260	
1,2-Dichloroethane	ND	0.28	1.0	ug/L	1	10/27/2020	10/27/2020 22:15	EPA 8260	
1,2-Dichloropropane	ND	0.28	1.0	ug/L	1	10/27/2020	10/27/2020 22:15	EPA 8260	
1,3,5-Trimethylbenzene	ND	0.87	2.9	ug/L	1	10/27/2020	10/27/2020 22:15	EPA 8260	
1,3-Dichlorobenzene	ND	0.63	2.1	ug/L	1	10/27/2020	10/27/2020 22:15	EPA 8260	
1,3-Dichloropropane	ND	0.83	2.8	ug/L	1	10/27/2020	10/27/2020 22:15	EPA 8260	
1,4-Dichlorobenzene	ND	0.94	3.1	ug/L	1	10/27/2020	10/27/2020 22:15	EPA 8260	
2,2-Dichloropropane	ND	2.3	7.6	ug/L	1	10/27/2020	10/27/2020 22:15	EPA 8260	
2-Butanone (MEK)	ND	2.9	20.0	ug/L	1	10/27/2020	10/27/2020 22:15	EPA 8260	
2-Chlorotoluene	ND	0.93	5.0	ug/L	1	10/27/2020	10/27/2020 22:15	EPA 8260	
2-Hexanone	ND	5.2	17.4	ug/L	1	10/27/2020	10/27/2020 22:15	EPA 8260	
4-Chlorotoluene	ND	0.76	2.5	ug/L	1	10/27/2020	10/27/2020 22:15	EPA 8260	
4-Methyl-2-pentanone (MIBK)	ND	4.6	15.5	ug/L	1	10/27/2020	10/27/2020 22:15	EPA 8260	
Acetone	ND	2.7	20.0	ug/L	1	10/27/2020	10/27/2020 22:15	EPA 8260	
Benzene	ND	0.25	1.0	ug/L	1	10/27/2020	10/27/2020 22:15	EPA 8260	

Pace Analytical®
ENVIRONMENTAL SCIENCES
MOBILE LAB SERVICES

2525 Advance Road
Madison, WI 53718
608.221.8700 Phone
608.221.4889 Fax

TRC Environmental Corporation, Inc.
708 Heartland Trail, Ste 3000
Madison WI, 53717

Project: Madison Kipp Corporation - Madison, WI
Project Number: 372148 Ph. 2 Tsk 1
Project Manager: Andrew Stehn

FB-01

A204242-15 (Water)

Date Sampled
10/16/2020 13:55

Pace Analytical-Green Bay, WI

EPA 8260 — **Preparation Batch:MSV 54580**

Analyte	Result	Limit of Detection	Limit of Quantitation	Units	Dilution	Prepared	Analyzed	Method	Qualifiers
Bromobenzene	ND	0.24	1.0	ug/L	1	10/27/2020	10/27/2020 22:15	EPA 8260	
Bromochloromethane	ND	0.36	5.0	ug/L	1	10/27/2020	10/27/2020 22:15	EPA 8260	
Bromodichloromethane	ND	0.36	1.2	ug/L	1	10/27/2020	10/27/2020 22:15	EPA 8260	
Bromoform	ND	4.0	13.2	ug/L	1	10/27/2020	10/27/2020 22:15	EPA 8260	
Bromomethane	ND	0.97	5.0	ug/L	1	10/27/2020	10/27/2020 22:15	EPA 8260	
Carbon disulfide	ND	0.45	1.5	ug/L	1	10/27/2020	10/27/2020 22:15	EPA 8260	
Carbon tetrachloride	ND	1.1	3.6	ug/L	1	10/27/2020	10/27/2020 22:15	EPA 8260	
Chlorobenzene	ND	0.71	2.4	ug/L	1	10/27/2020	10/27/2020 22:15	EPA 8260	
Chloroethane	ND	1.3	5.0	ug/L	1	10/27/2020	10/27/2020 22:15	EPA 8260	
Chloroform	ND	1.3	5.0	ug/L	1	10/27/2020	10/27/2020 22:15	EPA 8260	
Chloromethane	ND	2.2	7.3	ug/L	1	10/27/2020	10/27/2020 22:15	EPA 8260	
cis-1,2-Dichloroethene	ND	0.27	1.0	ug/L	1	10/27/2020	10/27/2020 22:15	EPA 8260	
cis-1,3-Dichloropropene	ND	3.6	12.1	ug/L	1	10/27/2020	10/27/2020 22:15	EPA 8260	
Dibromochloromethane	ND	2.6	8.7	ug/L	1	10/27/2020	10/27/2020 22:15	EPA 8260	
Dibromomethane	ND	0.94	3.1	ug/L	1	10/27/2020	10/27/2020 22:15	EPA 8260	
Dichlorodifluoromethane	ND	0.50	5.0	ug/L	1	10/27/2020	10/27/2020 22:15	EPA 8260	
Diisopropyl ether	ND	1.9	6.3	ug/L	1	10/27/2020	10/27/2020 22:15	EPA 8260	
Ethylbenzene	ND	0.32	1.1	ug/L	1	10/27/2020	10/27/2020 22:15	EPA 8260	
Hexachloro-1,3-butadiene	ND	1.5	4.9	ug/L	1	10/27/2020	10/27/2020 22:15	EPA 8260	
Isopropylbenzene (Cumene)	ND	1.7	5.6	ug/L	1	10/27/2020	10/27/2020 22:15	EPA 8260	
m&p-Xylene	ND	0.47	2.0	ug/L	1	10/27/2020	10/27/2020 22:15	EPA 8260	
Methylene Chloride	ND	0.58	5.0	ug/L	1	10/27/2020	10/27/2020 22:15	EPA 8260	
Methyl-tert-butyl ether	ND	1.2	4.2	ug/L	1	10/27/2020	10/27/2020 22:15	EPA 8260	
Naphthalene	ND	1.2	5.0	ug/L	1	10/27/2020	10/27/2020 22:15	EPA 8260	
n-Butylbenzene	ND	0.71	2.4	ug/L	1	10/27/2020	10/27/2020 22:15	EPA 8260	
n-Hexane	ND	1.7	5.7	ug/L	1	10/27/2020	10/27/2020 22:15	EPA 8260	
n-Propylbenzene	ND	0.81	5.0	ug/L	1	10/27/2020	10/27/2020 22:15	EPA 8260	
o-Xylene	ND	0.26	1.0	ug/L	1	10/27/2020	10/27/2020 22:15	EPA 8260	
p-Isopropyltoluene	ND	0.80	2.7	ug/L	1	10/27/2020	10/27/2020 22:15	EPA 8260	
sec-Butylbenzene	ND	0.85	5.0	ug/L	1	10/27/2020	10/27/2020 22:15	EPA 8260	
Styrene	ND	3.0	10.0	ug/L	1	10/27/2020	10/27/2020 22:15	EPA 8260	
tert-Butylbenzene	ND	0.30	1.0	ug/L	1	10/27/2020	10/27/2020 22:15	EPA 8260	
Tetrachloroethene	**0.64**	0.33	1.1	ug/L	1	10/27/2020	10/27/2020 22:15	EPA 8260	J
Tetrahydrofuran	ND	2.3	20.0	ug/L	1	10/27/2020	10/27/2020 22:15	EPA 8260	
Toluene	ND	0.27	1.0	ug/L	1	10/27/2020	10/27/2020 22:15	EPA 8260	
trans-1,2-Dichloroethene	ND	0.46	1.5	ug/L	1	10/27/2020	10/27/2020 22:15	EPA 8260	
trans-1,3-Dichloropropene	ND	4.4	14.6	ug/L	1	10/27/2020	10/27/2020 22:15	EPA 8260	
Trichloroethene	ND	0.26	1.0	ug/L	1	10/27/2020	10/27/2020 22:15	EPA 8260	
Trichlorofluoromethane	ND	0.21	1.0	ug/L	1	10/27/2020	10/27/2020 22:15	EPA 8260	
Vinyl chloride	ND	0.17	1.0	ug/L	1	10/27/2020	10/27/2020 22:15	EPA 8260	
Xylene (Total)	ND	1.5	3.0	ug/L	1	10/27/2020	10/27/2020 22:15	EPA 8260	

Pace Analytical®
ENVIRONMENTAL SCIENCES
MOBILE LAB SERVICES

2525 Advance Road
Madison, WI 53718
608.221.8700 Phone
608.221.4889 Fax

TRC Environmental Corporation, Inc.	Project: Madison Kipp Corporation - Madison, WI
708 Heartland Trail, Ste 3000	Project Number: 372148 Ph. 2 Tsk 1
Madison WI, 53717	Project Manager: Andrew Stehn

FB-01

A204242-15 (Water)

Date Sampled
10/16/2020 13:55

Analyte	Result	Limit of Detection	Limit of Quantitation	Units	Dilution	Prepared	Analyzed	Method	Qualifiers
Pace Analytical-Green Bay, WI									
SM 2540C						**Preparation Batch:WET 40406**			
Total Dissolved Solids	**28.0**	8.7	20.0	mg/L	1	10/21/2020	10/21/2020 18:50	SM 2540C	
SM 2540D						**Preparation Batch:WET 40388**			
Total Suspended Solids	ND	0.95	2.0	mg/L	1	10/21/2020	10/21/2020 06:17	SM 2540D	

Pace Analytical®
ENVIRONMENTAL SCIENCES
MOBILE LAB SERVICES

2525 Advance Road
Madison, WI 53718
608.221.8700 Phone
608.221.4889 Fax

TRC Environmental Corporation, Inc.
708 Heartland Trail, Ste 3000
Madison WI, 53717

Project: Madison Kipp Corporation - Madison, WI
Project Number: 372148 Ph. 2 Tsk 1
Project Manager: Andrew Stehn

Trip Blank

A204242-16 (Water)

Date Sampled
10/15/2020 00:00

Pace Analytical-Green Bay, WI

EPA 8260 — **Preparation Batch:MSV 54580**

Analyte	Result	Limit of Detection	Limit of Quantitation	Units	Dilution	Prepared	Analyzed	Method	Qualifiers
1,1,1,2-Tetrachloroethane	ND	0.27	1.0	ug/L	1	10/27/2020	10/27/2020 20:45	EPA 8260	
1,1,1-Trichloroethane	ND	0.24	1.0	ug/L	1	10/27/2020	10/27/2020 20:45	EPA 8260	
1,1,2,2-Tetrachloroethane	ND	0.28	1.0	ug/L	1	10/27/2020	10/27/2020 20:45	EPA 8260	
1,1,2-Trichloroethane	ND	0.55	5.0	ug/L	1	10/27/2020	10/27/2020 20:45	EPA 8260	
1,1,2-Trichlorotrifluoroethane	ND	0.54	5.0	ug/L	1	10/27/2020	10/27/2020 20:45	EPA 8260	
1,1-Dichloroethane	ND	0.27	1.0	ug/L	1	10/27/2020	10/27/2020 20:45	EPA 8260	
1,1-Dichloroethene	ND	0.24	1.0	ug/L	1	10/27/2020	10/27/2020 20:45	EPA 8260	
1,1-Dichloropropene	ND	0.54	1.8	ug/L	1	10/27/2020	10/27/2020 20:45	EPA 8260	
1,2,3-Trichlorobenzene	ND	2.2	7.4	ug/L	1	10/27/2020	10/27/2020 20:45	EPA 8260	
1,2,3-Trichloropropane	ND	0.59	5.0	ug/L	1	10/27/2020	10/27/2020 20:45	EPA 8260	
1,2,4-Trichlorobenzene	ND	0.95	5.0	ug/L	1	10/27/2020	10/27/2020 20:45	EPA 8260	
1,2,4-Trimethylbenzene	ND	0.84	2.8	ug/L	1	10/27/2020	10/27/2020 20:45	EPA 8260	
1,2-Dibromo-3-chloropropane	ND	1.8	5.9	ug/L	1	10/27/2020	10/27/2020 20:45	EPA 8260	
1,2-Dibromoethane (EDB)	ND	0.83	2.8	ug/L	1	10/27/2020	10/27/2020 20:45	EPA 8260	
1,2-Dichlorobenzene	ND	0.71	2.4	ug/L	1	10/27/2020	10/27/2020 20:45	EPA 8260	
1,2-Dichloroethane	ND	0.28	1.0	ug/L	1	10/27/2020	10/27/2020 20:45	EPA 8260	
1,2-Dichloropropane	ND	0.28	1.0	ug/L	1	10/27/2020	10/27/2020 20:45	EPA 8260	
1,3,5-Trimethylbenzene	ND	0.87	2.9	ug/L	1	10/27/2020	10/27/2020 20:45	EPA 8260	
1,3-Dichlorobenzene	ND	0.63	2.1	ug/L	1	10/27/2020	10/27/2020 20:45	EPA 8260	
1,3-Dichloropropane	ND	0.83	2.8	ug/L	1	10/27/2020	10/27/2020 20:45	EPA 8260	
1,4-Dichlorobenzene	ND	0.94	3.1	ug/L	1	10/27/2020	10/27/2020 20:45	EPA 8260	
2,2-Dichloropropane	ND	2.3	7.6	ug/L	1	10/27/2020	10/27/2020 20:45	EPA 8260	
2-Butanone (MEK)	ND	2.9	20.0	ug/L	1	10/27/2020	10/27/2020 20:45	EPA 8260	
2-Chlorotoluene	ND	0.93	5.0	ug/L	1	10/27/2020	10/27/2020 20:45	EPA 8260	
2-Hexanone	ND	5.2	17.4	ug/L	1	10/27/2020	10/27/2020 20:45	EPA 8260	
4-Chlorotoluene	ND	0.76	2.5	ug/L	1	10/27/2020	10/27/2020 20:45	EPA 8260	
4-Methyl-2-pentanone (MIBK)	ND	4.6	15.5	ug/L	1	10/27/2020	10/27/2020 20:45	EPA 8260	
Acetone	ND	2.7	20.0	ug/L	1	10/27/2020	10/27/2020 20:45	EPA 8260	
Benzene	ND	0.25	1.0	ug/L	1	10/27/2020	10/27/2020 20:45	EPA 8260	
Bromobenzene	ND	0.24	1.0	ug/L	1	10/27/2020	10/27/2020 20:45	EPA 8260	
Bromochloromethane	ND	0.36	5.0	ug/L	1	10/27/2020	10/27/2020 20:45	EPA 8260	
Bromodichloromethane	ND	0.36	1.2	ug/L	1	10/27/2020	10/27/2020 20:45	EPA 8260	
Bromoform	ND	4.0	13.2	ug/L	1	10/27/2020	10/27/2020 20:45	EPA 8260	
Bromomethane	ND	0.97	5.0	ug/L	1	10/27/2020	10/27/2020 20:45	EPA 8260	
Carbon disulfide	ND	0.45	1.5	ug/L	1	10/27/2020	10/27/2020 20:45	EPA 8260	
Carbon tetrachloride	ND	1.1	3.6	ug/L	1	10/27/2020	10/27/2020 20:45	EPA 8260	
Chlorobenzene	ND	0.71	2.4	ug/L	1	10/27/2020	10/27/2020 20:45	EPA 8260	
Chloroethane	ND	1.3	5.0	ug/L	1	10/27/2020	10/27/2020 20:45	EPA 8260	
Chloroform	ND	1.3	5.0	ug/L	1	10/27/2020	10/27/2020 20:45	EPA 8260	
Chloromethane	ND	2.2	7.3	ug/L	1	10/27/2020	10/27/2020 20:45	EPA 8260	
cis-1,2-Dichloroethene	ND	0.27	1.0	ug/L	1	10/27/2020	10/27/2020 20:45	EPA 8260	
cis-1,3-Dichloropropene	ND	3.6	12.1	ug/L	1	10/27/2020	10/27/2020 20:45	EPA 8260	
Dibromochloromethane	ND	2.6	8.7	ug/L	1	10/27/2020	10/27/2020 20:45	EPA 8260	

Pace Analytical®
ENVIRONMENTAL SCIENCES
MOBILE LAB SERVICES

2525 Advance Road
Madison, WI 53718
608.221.8700 Phone
608.221.4889 Fax

TRC Environmental Corporation, Inc.
708 Heartland Trail, Ste 3000
Madison WI, 53717

Project: Madison Kipp Corporation - Madison, WI
Project Number: 372148 Ph. 2 Tsk 1
Project Manager: Andrew Stehn

Trip Blank

A204242-16 (Water)

Date Sampled
10/15/2020 00:00

Pace Analytical-Green Bay, WI

EPA 8260 — **Preparation Batch:MSV 54580**

Analyte	Result	Limit of Detection	Limit of Quantitation	Units	Dilution	Prepared	Analyzed	Method	Qualifiers
Dibromomethane	ND	0.94	3.1	ug/L	1	10/27/2020	10/27/2020 20:45	EPA 8260	
Dichlorodifluoromethane	ND	0.50	5.0	ug/L	1	10/27/2020	10/27/2020 20:45	EPA 8260	
Diisopropyl ether	ND	1.9	6.3	ug/L	1	10/27/2020	10/27/2020 20:45	EPA 8260	
Ethylbenzene	ND	0.32	1.1	ug/L	1	10/27/2020	10/27/2020 20:45	EPA 8260	
Hexachloro-1,3-butadiene	ND	1.5	4.9	ug/L	1	10/27/2020	10/27/2020 20:45	EPA 8260	
Isopropylbenzene (Cumene)	ND	1.7	5.6	ug/L	1	10/27/2020	10/27/2020 20:45	EPA 8260	
m&p-Xylene	ND	0.47	2.0	ug/L	1	10/27/2020	10/27/2020 20:45	EPA 8260	
Methylene Chloride	ND	0.58	5.0	ug/L	1	10/27/2020	10/27/2020 20:45	EPA 8260	
Methyl-tert-butyl ether	ND	1.2	4.2	ug/L	1	10/27/2020	10/27/2020 20:45	EPA 8260	
Naphthalene	ND	1.2	5.0	ug/L	1	10/27/2020	10/27/2020 20:45	EPA 8260	
n-Butylbenzene	ND	0.71	2.4	ug/L	1	10/27/2020	10/27/2020 20:45	EPA 8260	
n-Hexane	ND	1.7	5.7	ug/L	1	10/27/2020	10/27/2020 20:45	EPA 8260	
n-Propylbenzene	ND	0.81	5.0	ug/L	1	10/27/2020	10/27/2020 20:45	EPA 8260	
o-Xylene	ND	0.26	1.0	ug/L	1	10/27/2020	10/27/2020 20:45	EPA 8260	
p-Isopropyltoluene	ND	0.80	2.7	ug/L	1	10/27/2020	10/27/2020 20:45	EPA 8260	
sec-Butylbenzene	ND	0.85	5.0	ug/L	1	10/27/2020	10/27/2020 20:45	EPA 8260	
Styrene	ND	3.0	10.0	ug/L	1	10/27/2020	10/27/2020 20:45	EPA 8260	
tert-Butylbenzene	ND	0.30	1.0	ug/L	1	10/27/2020	10/27/2020 20:45	EPA 8260	
Tetrachloroethene	ND	0.33	1.1	ug/L	1	10/27/2020	10/27/2020 20:45	EPA 8260	
Tetrahydrofuran	ND	2.3	20.0	ug/L	1	10/27/2020	10/27/2020 20:45	EPA 8260	
Toluene	ND	0.27	1.0	ug/L	1	10/27/2020	10/27/2020 20:45	EPA 8260	
trans-1,2-Dichloroethene	ND	0.46	1.5	ug/L	1	10/27/2020	10/27/2020 20:45	EPA 8260	
trans-1,3-Dichloropropene	ND	4.4	14.6	ug/L	1	10/27/2020	10/27/2020 20:45	EPA 8260	
Trichloroethene	ND	0.26	1.0	ug/L	1	10/27/2020	10/27/2020 20:45	EPA 8260	
Trichlorofluoromethane	ND	0.21	1.0	ug/L	1	10/27/2020	10/27/2020 20:45	EPA 8260	
Vinyl chloride	ND	0.17	1.0	ug/L	1	10/27/2020	10/27/2020 20:45	EPA 8260	
Xylene (Total)	ND	1.5	3.0	ug/L	1	10/27/2020	10/27/2020 20:45	EPA 8260	

Pace Analytical®
ENVIRONMENTAL SCIENCES
MOBILE LAB SERVICES

2525 Advance Road
Madison, WI 53718
608.221.8700 Phone
608.221.4889 Fax

TRC Environmental Corporation, Inc.
708 Heartland Trail, Ste 3000
Madison WI, 53717

Project: Madison Kipp Corporation - Madison, WI
Project Number: 372148 Ph. 2 Tsk 1
Project Manager: Andrew Stehn

MW-3S

A204242-17 (Water)

Date Sampled
10/16/2020 16:38

Pace Analytical-Green Bay, WI

EPA 8260 — **Preparation Batch:MSV 54580**

Analyte	Result	Limit of Detection	Limit of Quantitation	Units	Dilution	Prepared	Analyzed	Method	Qualifiers
1,1,1,2-Tetrachloroethane	ND	0.27	1.0	ug/L	1	10/28/2020	10/28/2020 09:18	EPA 8260	
1,1,1-Trichloroethane	ND	0.24	1.0	ug/L	1	10/28/2020	10/28/2020 09:18	EPA 8260	
1,1,2,2-Tetrachloroethane	ND	0.28	1.0	ug/L	1	10/28/2020	10/28/2020 09:18	EPA 8260	
1,1,2-Trichloroethane	ND	0.55	5.0	ug/L	1	10/28/2020	10/28/2020 09:18	EPA 8260	
1,1,2-Trichlorotrifluoroethane	ND	0.54	5.0	ug/L	1	10/28/2020	10/28/2020 09:18	EPA 8260	
1,1-Dichloroethane	ND	0.27	1.0	ug/L	1	10/28/2020	10/28/2020 09:18	EPA 8260	
1,1-Dichloroethene	ND	0.24	1.0	ug/L	1	10/28/2020	10/28/2020 09:18	EPA 8260	
1,1-Dichloropropene	ND	0.54	1.8	ug/L	1	10/28/2020	10/28/2020 09:18	EPA 8260	
1,2,3-Trichlorobenzene	ND	2.2	7.4	ug/L	1	10/28/2020	10/28/2020 09:18	EPA 8260	
1,2,3-Trichloropropane	ND	0.59	5.0	ug/L	1	10/28/2020	10/28/2020 09:18	EPA 8260	
1,2,4-Trichlorobenzene	ND	0.95	5.0	ug/L	1	10/28/2020	10/28/2020 09:18	EPA 8260	
1,2,4-Trimethylbenzene	ND	0.84	2.8	ug/L	1	10/28/2020	10/28/2020 09:18	EPA 8260	
1,2-Dibromo-3-chloropropane	ND	1.8	5.9	ug/L	1	10/28/2020	10/28/2020 09:18	EPA 8260	
1,2-Dibromoethane (EDB)	ND	0.83	2.8	ug/L	1	10/28/2020	10/28/2020 09:18	EPA 8260	
1,2-Dichlorobenzene	ND	0.71	2.4	ug/L	1	10/28/2020	10/28/2020 09:18	EPA 8260	
1,2-Dichloroethane	ND	0.28	1.0	ug/L	1	10/28/2020	10/28/2020 09:18	EPA 8260	
1,2-Dichloropropane	ND	0.28	1.0	ug/L	1	10/28/2020	10/28/2020 09:18	EPA 8260	
1,3,5-Trimethylbenzene	ND	0.87	2.9	ug/L	1	10/28/2020	10/28/2020 09:18	EPA 8260	
1,3-Dichlorobenzene	ND	0.63	2.1	ug/L	1	10/28/2020	10/28/2020 09:18	EPA 8260	
1,3-Dichloropropane	ND	0.83	2.8	ug/L	1	10/28/2020	10/28/2020 09:18	EPA 8260	
1,4-Dichlorobenzene	ND	0.94	3.1	ug/L	1	10/28/2020	10/28/2020 09:18	EPA 8260	
2,2-Dichloropropane	ND	2.3	7.6	ug/L	1	10/28/2020	10/28/2020 09:18	EPA 8260	
2-Butanone (MEK)	ND	2.9	20.0	ug/L	1	10/28/2020	10/28/2020 09:18	EPA 8260	
2-Chlorotoluene	ND	0.93	5.0	ug/L	1	10/28/2020	10/28/2020 09:18	EPA 8260	
2-Hexanone	ND	5.2	17.4	ug/L	1	10/28/2020	10/28/2020 09:18	EPA 8260	
4-Chlorotoluene	ND	0.76	2.5	ug/L	1	10/28/2020	10/28/2020 09:18	EPA 8260	
4-Methyl-2-pentanone (MIBK)	ND	4.6	15.5	ug/L	1	10/28/2020	10/28/2020 09:18	EPA 8260	
Acetone	ND	2.7	20.0	ug/L	1	10/28/2020	10/28/2020 09:18	EPA 8260	
Benzene	ND	0.25	1.0	ug/L	1	10/28/2020	10/28/2020 09:18	EPA 8260	
Bromobenzene	ND	0.24	1.0	ug/L	1	10/28/2020	10/28/2020 09:18	EPA 8260	
Bromochloromethane	ND	0.36	5.0	ug/L	1	10/28/2020	10/28/2020 09:18	EPA 8260	
Bromodichloromethane	ND	0.36	1.2	ug/L	1	10/28/2020	10/28/2020 09:18	EPA 8260	
Bromoform	ND	4.0	13.2	ug/L	1	10/28/2020	10/28/2020 09:18	EPA 8260	
Bromomethane	ND	0.97	5.0	ug/L	1	10/28/2020	10/28/2020 09:18	EPA 8260	
Carbon disulfide	ND	0.45	1.5	ug/L	1	10/28/2020	10/28/2020 09:18	EPA 8260	
Carbon tetrachloride	ND	1.1	3.6	ug/L	1	10/28/2020	10/28/2020 09:18	EPA 8260	
Chlorobenzene	ND	0.71	2.4	ug/L	1	10/28/2020	10/28/2020 09:18	EPA 8260	
Chloroethane	ND	1.3	5.0	ug/L	1	10/28/2020	10/28/2020 09:18	EPA 8260	
Chloroform	ND	1.3	5.0	ug/L	1	10/28/2020	10/28/2020 09:18	EPA 8260	
Chloromethane	ND	2.2	7.3	ug/L	1	10/28/2020	10/28/2020 09:18	EPA 8260	
cis-1,2-Dichloroethene	**6.8**	0.27	1.0	ug/L	1	10/28/2020	10/28/2020 09:18	EPA 8260	
cis-1,3-Dichloropropene	ND	3.6	12.1	ug/L	1	10/28/2020	10/28/2020 09:18	EPA 8260	
Dibromochloromethane	ND	2.6	8.7	ug/L	1	10/28/2020	10/28/2020 09:18	EPA 8260	

Pace Analytical®
ENVIRONMENTAL SCIENCES
MOBILE LAB SERVICES

2525 Advance Road
Madison, WI 53718
608.221.8700 Phone
608.221.4889 Fax

TRC Environmental Corporation, Inc.
708 Heartland Trail, Ste 3000
Madison WI, 53717

Project: Madison Kipp Corporation - Madison, WI
Project Number: 372148 Ph. 2 Tsk 1
Project Manager: Andrew Stehn

MW-3S

A204242-17 (Water)

Date Sampled
10/16/2020 16:38

Pace Analytical-Green Bay, WI

EPA 8260 — **Preparation Batch:MSV 54580**

Analyte	Result	Limit of Detection	Limit of Quantitation	Units	Dilution	Prepared	Analyzed	Method	Qualifiers
Dibromomethane	ND	0.94	3.1	ug/L	1	10/28/2020	10/28/2020 09:18	EPA 8260	
Dichlorodifluoromethane	ND	0.50	5.0	ug/L	1	10/28/2020	10/28/2020 09:18	EPA 8260	
Diisopropyl ether	ND	1.9	6.3	ug/L	1	10/28/2020	10/28/2020 09:18	EPA 8260	
Ethylbenzene	ND	0.32	1.1	ug/L	1	10/28/2020	10/28/2020 09:18	EPA 8260	
Hexachloro-1,3-butadiene	ND	1.5	4.9	ug/L	1	10/28/2020	10/28/2020 09:18	EPA 8260	
Isopropylbenzene (Cumene)	ND	1.7	5.6	ug/L	1	10/28/2020	10/28/2020 09:18	EPA 8260	
m&p-Xylene	ND	0.47	2.0	ug/L	1	10/28/2020	10/28/2020 09:18	EPA 8260	
Methylene Chloride	ND	0.58	5.0	ug/L	1	10/28/2020	10/28/2020 09:18	EPA 8260	
Methyl-tert-butyl ether	ND	1.2	4.2	ug/L	1	10/28/2020	10/28/2020 09:18	EPA 8260	
Naphthalene	ND	1.2	5.0	ug/L	1	10/28/2020	10/28/2020 09:18	EPA 8260	
n-Butylbenzene	ND	0.71	2.4	ug/L	1	10/28/2020	10/28/2020 09:18	EPA 8260	
n-Hexane	ND	1.7	5.7	ug/L	1	10/28/2020	10/28/2020 09:18	EPA 8260	
n-Propylbenzene	ND	0.81	5.0	ug/L	1	10/28/2020	10/28/2020 09:18	EPA 8260	
o-Xylene	ND	0.26	1.0	ug/L	1	10/28/2020	10/28/2020 09:18	EPA 8260	
p-Isopropyltoluene	ND	0.80	2.7	ug/L	1	10/28/2020	10/28/2020 09:18	EPA 8260	
sec-Butylbenzene	ND	0.85	5.0	ug/L	1	10/28/2020	10/28/2020 09:18	EPA 8260	
Styrene	ND	3.0	10.0	ug/L	1	10/28/2020	10/28/2020 09:18	EPA 8260	
tert-Butylbenzene	ND	0.30	1.0	ug/L	1	10/28/2020	10/28/2020 09:18	EPA 8260	
Tetrachloroethene	**355**	3.3	10.9	ug/L	10	10/28/2020	10/28/2020 10:03	EPA 8260	
Tetrahydrofuran	ND	2.3	20.0	ug/L	1	10/28/2020	10/28/2020 09:18	EPA 8260	
Toluene	ND	0.27	1.0	ug/L	1	10/28/2020	10/28/2020 09:18	EPA 8260	
trans-1,2-Dichloroethene	**0.85**	0.46	1.5	ug/L	1	10/28/2020	10/28/2020 09:18	EPA 8260	J
trans-1,3-Dichloropropene	ND	4.4	14.6	ug/L	1	10/28/2020	10/28/2020 09:18	EPA 8260	
Trichloroethene	**28.2**	0.26	1.0	ug/L	1	10/28/2020	10/28/2020 09:18	EPA 8260	
Trichlorofluoromethane	ND	0.21	1.0	ug/L	1	10/28/2020	10/28/2020 09:18	EPA 8260	
Vinyl chloride	ND	0.17	1.0	ug/L	1	10/28/2020	10/28/2020 09:18	EPA 8260	
Xylene (Total)	ND	1.5	3.0	ug/L	1	10/28/2020	10/28/2020 09:18	EPA 8260	

Pace Analytical®
ENVIRONMENTAL SCIENCES
MOBILE LAB SERVICES

2525 Advance Road
Madison, WI 53718
608.221.8700 Phone
608.221.4889 Fax

TRC Environmental Corporation, Inc.	Project: Madison Kipp Corporation - Madison, WI
708 Heartland Trail, Ste 3000	Project Number: 372148 Ph. 2 Tsk 1
Madison WI, 53717	Project Manager: Andrew Stehn

Polychlorinated Biphenyls by EPA Method 8082 - Quality Control

Pace Analytical - Madison

Analyte	Result	Limit of Quantitation	Units	Spike Level	Source Result	%REC	%REC Limits	RPD	RPD Limit	Notes
Batch A010165 - EPA 3511										
Blank (A010165-BLK1)				Prepared: 10/19/2020 Analyzed: 10/21/2020 20:25						
PCB-1016	ND	0.13	ug/L							
PCB-1221	ND	0.25	ug/L							
PCB-1232	ND	0.13	ug/L							
PCB-1242	ND	0.13	ug/L							
PCB-1248	ND	0.13	ug/L							
PCB-1254	ND	0.13	ug/L							
PCB-1260	ND	0.13	ug/L							
Total PCBs	ND	0.25	ug/L							
Surrogate: Tetrachloro-meta-xylene	*0.781*		*ug/L*	*0.7500*		*104*	*64.9-137*			
Surrogate: Decachlorobiphenyl	*0.806*		*ug/L*	*0.7500*		*107*	*67.4-146*			
LCS (A010165-BS1)				Prepared: 10/19/2020 Analyzed: 10/21/2020 20:00						
PCB-1242	11.9	0.13	ug/L	12.50		95.5	70-130			
Surrogate: Tetrachloro-meta-xylene	*0.688*		*ug/L*	*0.7500*		*91.7*	*64.9-137*			
Surrogate: Decachlorobiphenyl	*0.786*		*ug/L*	*0.7500*		*105*	*67.4-146*			
Matrix Spike (A010165-MS1)	**Source: A204226-22**			Prepared: 10/19/2020 Analyzed: 10/21/2020 22:05						
PCB-1242	13.6	0.13	ug/L	12.50	ND	109	60-140			
Surrogate: Tetrachloro-meta-xylene	*0.814*		*ug/L*	*0.7500*		*109*	*64.9-137*			
Surrogate: Decachlorobiphenyl	*0.801*		*ug/L*	*0.7500*		*107*	*67.4-146*			
Matrix Spike Dup (A010165-MSD1)	**Source: A204226-22**			Prepared: 10/19/2020 Analyzed: 10/21/2020 22:30						
PCB-1242	13.9	0.13	ug/L	12.50	ND	111	60-140	2.23	20	
Surrogate: Tetrachloro-meta-xylene	*0.838*		*ug/L*	*0.7500*		*112*	*64.9-137*			
Surrogate: Decachlorobiphenyl	*0.817*		*ug/L*	*0.7500*		*109*	*67.4-146*			

Pace Analytical®
ENVIRONMENTAL SCIENCES
MOBILE LAB SERVICES

2525 Advance Road
Madison, WI 53718
608.221.8700 Phone
608.221.4889 Fax

TRC Environmental Corporation, Inc.	Project: Madison Kipp Corporation - Madison, WI
708 Heartland Trail, Ste 3000	Project Number: 372148 Ph. 2 Tsk 1
Madison WI, 53717	Project Manager: Andrew Stehn

Notes and Definitions

J	Estimated concentration above the adjusted method detection limit and below the adjusted reporting limit.
ND	Analyte NOT DETECTED at or above the reporting limit or limit of detection (if listed).
NR	Not Reported
dry	Sample results reported on a dry weight basis. Detection limits (if listed) and reporting limits have been adjusted for the solids content. If the word 'dry' does not appear after the units, results are reported on an as-is basis.
RPD	Relative Percent Difference

Detection limits (if listed) and reporting limits have been adjusted for dilutions, if reported.

Pace Analytical
ECCS Mobile Lab Services

Pace Analytical - ECCS Division
2525 Advance Road
Madison, WI 53718
608-221-8700 (phone)
608-221-4889 (fax)

CHAIN OF CUSTODY

No. 14336 Page: of:

Lab Work Order #: A204242

Project Number: 372148 Ph.2 TSK1 PO Number: 1496416
Project Name: Madison Kipp Corporation
Project Location (City, State): Madison, WI
Turn Around (check one): ☒ Normal ☐ Rush
If Rush, Report Due Date:
Sampled By (Print): Wesley Braga

Report To: Andrew Stehn
Company: TRC
Address 1: 708 Heartland trail
Address 2: Ste 3000
E-mail Address: astehn@trccompanies.com

Invoice To: same as above
Company:
Address 1:
Address 2:

Sample Description	Collection Date	Collection Time	Matrix	Total # of Containers	Preservation Codes	Analyses Requested: B	A	A	A			Comments	Lab ID	Lab Receipt Time
						VOCs	PCBs	FAS	TSS					
MW-3D3	10/16/20	1244	GW	~~6~~ 3		X						~~MS/MSD~~ MW-3D3 10/16/20	01	
MW-3D2	10/16/20	1529	GW	3		X							02	
MW-5S	10/16/20	1003	GW	7		X	X	X	X				03	
MW-5D	10/16/20	1147	GW	3		X							04	
MW-5D2	10/16/20	1113	GW	3		X							05	
MW-5D3	10/16/20	0844	GW	6		X						MS/MSD	06	
MW-6S	10/15/20	1139	GW	7		X	X	X	X				07	
MW-6D	10/15/20	1225	GW	3		X							08	
MW-11S	10/15/20	1333	GW	4			X	X	X				09	
MW-17	10/15/20	1039	GW	3		X							10	

Preservation Codes
A=None B=HCL C=H_2SO_4
D=HNO_3 E=EnCore F=Methanol
G=NaOH O=Other (Indicate)

Matrix Codes
A=Air S=Soil W=Water O=Other

Other Comments:

	Date	Time		Date	Time
Relinquished By:	10/16/20	17:00	Received By:	10/16/20	1700
Relinquished By:			Received By:		

Custody Seal: ☒ NA ☐ Intact ☐ Not Intact
Shipped Via: Walk In
Receipt Temp: 3.8 °C
Thermometer #/ Exp. Date: 160142274 12-19-20
Temp Blank: ☒ Y ☐ N

Rev. 12/15

Pace Analytical - ECCS Division
2525 Advance Road
Madison, WI 53718
608-221-8700 (phone)
608-221-4889 (fax)

CHAIN OF CUSTODY

No. 14334 Page: of:

Lab Work Order #: A204242

Project Number: 372148 PO Number: 149646
Project Name: Madison Kipp Corporation
Project Location (City, State): Madison, WI
Turn Around (check one): ☒ Normal ☐ Rush
If Rush, Report Due Date:
Sampled By (Print): Wesley Bragg

Preservation Codes
Analyses Requested

Report To: Andrew Stehn
Company: TRC
Address 1: 708 Heartland Tr.
Address 2: ~~W5780~~ Ste 3000
E-mail Address: astehn@trcompanies.com
Invoice To:
Company: Same as above
Address 1:
Address 2:

Sample Description	Collection Date	Collection Time	Matrix	Total # of Containers	VOC	PCB	TDS	TSS			Comments	Lab ID	Lab Receipt Time
MW-29S	10/15/20	1545	GW	4		X	X	X				11	
MW-29D	10/15/20	1613	GW	4		X	X	X				12	
DUP-01	10/15/20	–	GW	3	X							13	
DUP-02	10/16/20	–	GW	7	X	X	X	X				14	
FB-01	10/16/20	1355	GW	7	X	X	X	X				15	
Trip Blank	–	–	W	1								16	
MW-3S	10/16/20	1635	GW	3	X							17	

Preservation Codes
A=None B=HCL C=H_2SO_4
D=HNO_3 E=EnCore F=Methanol
G=NaOH O=Other (Indicate)
Matrix Codes
A=Air S=Soil W=Water O=Other

Other Comments:

Relinquished By:	Date: 10/16/20	Time: 17:00	Received By:	Date: 10-16-20	Time: 1700
Relinquished By:	Date:	Time:	Received By:	Date:	Time:

Custody Seal: ☒ NA ☐ Intact ☐ Not Intact
Shipped Via: Walk-In
Receipt Temp: 3.8 °C
Thermometer #/ Exp. Date: 160142274 12-19-20
Temp Blank: ☒ Y ☐ N

Rev. 12/15

Page 41 of 93 A204242 FINAL 10 30 2020 1652

Pace Analytical Services, LLC
1241 Bellevue Street - Suite 9
Green Bay, WI 54302
(920)469-2436

October 30, 2020

Jessica Esser
Pace Analytical Madison
2525 Advance Road
Madison, WI 53718

RE: Project: A204242 MADISON KIPP CORP.
Pace Project No.: 40216871

Dear Jessica Esser:

Enclosed are the analytical results for sample(s) received by the laboratory on October 20, 2020. The results relate only to the samples included in this report. Results reported herein conform to the applicable TNI/NELAC Standards and the laboratory's Quality Manual, where applicable, unless otherwise noted in the body of the report.

The test results provided in this final report were generated by each of the following laboratories within the Pace Network:

- Pace Analytical Services - Green Bay

If you have any questions concerning this report, please feel free to contact me.

Sincerely,

Dan Milewsky
dan.milewsky@pacelabs.com
(920)469-2436
Project Manager

Enclosures

Pace Analytical Services, LLC
1241 Bellevue Street - Suite 9
Green Bay, WI 54302
(920)469-2436

CERTIFICATIONS

Project: A204242 MADISON KIPP CORP.
Pace Project No.: 40216871

Pace Analytical Services Green Bay
1241 Bellevue Street, Green Bay, WI 54302
Florida/NELAP Certification #: E87948
Illinois Certification #: 200050
Kentucky UST Certification #: 82
Louisiana Certification #: 04168
Minnesota Certification #: 055-999-334
New York Certification #: 12064
North Dakota Certification #: R-150
Virginia VELAP ID: 460263
South Carolina Certification #: 83006001
Texas Certification #: T104704529-14-1
Wisconsin Certification #: 405132750
Wisconsin DATCP Certification #: 105-444
USDA Soil Permit #: P330-16-00157
Federal Fish & Wildlife Permit #: LE51774A-0

This report shall not be reproduced, except in full,
without the written consent of Pace Analytical Services, LLC.

Pace Analytical Services, LLC
1241 Bellevue Street - Suite 9
Green Bay, WI 54302
(920)469-2436

SAMPLE SUMMARY

Project: A204242 MADISON KIPP CORP.
Pace Project No.: 40216871

Lab ID	Sample ID	Matrix	Date Collected	Date Received
40216871001	**MW-3D3**	Water	10/16/20 12:44	10/20/20 10:35
40216871002	**MW-3D2**	Water	10/16/20 15:29	10/20/20 10:35
40216871003	**MW-5S**	Water	10/16/20 10:03	10/20/20 10:35
40216871004	**MW-5D**	Water	10/16/20 11:47	10/20/20 10:35
40216871005	**MW-5D2**	Water	10/16/20 11:13	10/20/20 10:35
40216871006	**MW-5D3**	Water	10/16/20 08:44	10/20/20 10:35
40216871007	**MW-6S**	Water	10/15/20 11:39	10/20/20 10:35
40216871008	**MW-6D**	Water	10/15/20 12:25	10/20/20 10:35
40216871009	**MW-11S**	Water	10/15/20 13:33	10/20/20 10:35
40216871010	**MW-17**	Water	10/15/20 10:39	10/20/20 10:35
40216871011	**MW-29S**	Water	10/15/20 15:45	10/20/20 10:35
40216871012	**MW-29D**	Water	10/15/20 16:13	10/20/20 10:35
40216871013	**DUP-01**	Water	10/15/20 00:00	10/20/20 10:35
40216871014	**DUP-02**	Water	10/16/20 00:00	10/20/20 10:35
40216871015	**FB-01**	Water	10/16/20 13:55	10/20/20 10:35
40216871016	**TRIP BLANK**	Water	10/15/20 00:00	10/20/20 10:35
40216871017	**MW-3S**	Water	10/16/20 16:38	10/20/20 10:35

This report shall not be reproduced, except in full,
without the written consent of Pace Analytical Services, LLC.

Pace Analytical Services, LLC
1241 Bellevue Street - Suite 9
Green Bay, WI 54302
(920)469-2436

SAMPLE ANALYTE COUNT

Project: A204242 MADISON KIPP CORP.
Pace Project No.: 40216871

Lab ID	Sample ID	Method	Analysts	Analytes Reported
40216871001	**MW-3D3**	EPA 8260	LAP	73
40216871002	**MW-3D2**	EPA 8260	LAP	73
40216871003	**MW-5S**	EPA 8260	LAP	73
		SM 2540C	HNT	1
		SM 2540D	JXM	1
40216871004	**MW-5D**	EPA 8260	LAP	73
40216871005	**MW-5D2**	EPA 8260	LAP	73
40216871006	**MW-5D3**	EPA 8260	LAP	73
40216871007	**MW-6S**	EPA 8260	LAP	73
		SM 2540C	HNT	1
		SM 2540D	JXM	1
40216871008	**MW-6D**	EPA 8260	HNW	73
40216871009	**MW-11S**	SM 2540C	HNT	1
		SM 2540D	JXM	1
40216871010	**MW-17**	EPA 8260	HNW	73
40216871011	**MW-29S**	SM 2540C	HNT	1
		SM 2540D	JXM	1
40216871012	**MW-29D**	SM 2540C	HNT	1
		SM 2540D	JXM	1
40216871013	**DUP-01**	EPA 8260	HNW	73
40216871014	**DUP-02**	EPA 8260	HNW	73
		SM 2540C	HNT	1
		SM 2540D	JXM	1
40216871015	**FB-01**	EPA 8260	HNW	73
		SM 2540C	HNT	1
		SM 2540D	JXM	1
40216871016	**TRIP BLANK**	EPA 8260	HNW	73
40216871017	**MW-3S**	EPA 8260	HNW	73

PASI-G = Pace Analytical Services - Green Bay

This report shall not be reproduced, except in full,
without the written consent of Pace Analytical Services, LLC.

Pace Analytical Services, LLC
1241 Bellevue Street - Suite 9
Green Bay, WI 54302
(920)469-2436

ANALYTICAL RESULTS

Project: A204242 MADISON KIPP CORP.
Pace Project No.: 40216871

Sample: MW-3D3 **Lab ID: 40216871001** Collected: 10/16/20 12:44 Received: 10/20/20 10:35 Matrix: Water

Parameters	Results	Units	LOQ	LOD	DF	Prepared	Analyzed	CAS No.	Qual
8260 MSV	Analytical Method: EPA 8260 Pace Analytical Services - Green Bay								
1,1,1,2-Tetrachloroethane	**<0.27**	ug/L	1.0	0.27	1		10/29/20 13:23	630-20-6	
1,1,1-Trichloroethane	**<0.24**	ug/L	1.0	0.24	1		10/29/20 13:23	71-55-6	
1,1,2,2-Tetrachloroethane	**<0.28**	ug/L	1.0	0.28	1		10/29/20 13:23	79-34-5	
1,1,2-Trichloroethane	**<0.55**	ug/L	5.0	0.55	1		10/29/20 13:23	79-00-5	
1,1,2-Trichlorotrifluoroethane	**<0.54**	ug/L	5.0	0.54	1		10/29/20 13:23	76-13-1	
1,1-Dichloroethane	**<0.27**	ug/L	1.0	0.27	1		10/29/20 13:23	75-34-3	
1,1-Dichloroethene	**<0.24**	ug/L	1.0	0.24	1		10/29/20 13:23	75-35-4	
1,1-Dichloropropene	**<0.54**	ug/L	1.8	0.54	1		10/29/20 13:23	563-58-6	
1,2,3-Trichlorobenzene	**<2.2**	ug/L	7.4	2.2	1		10/29/20 13:23	87-61-6	
1,2,3-Trichloropropane	**<0.59**	ug/L	5.0	0.59	1		10/29/20 13:23	96-18-4	
1,2,4-Trichlorobenzene	**<0.95**	ug/L	5.0	0.95	1		10/29/20 13:23	120-82-1	
1,2,4-Trimethylbenzene	**<0.84**	ug/L	2.8	0.84	1		10/29/20 13:23	95-63-6	
1,2-Dibromo-3-chloropropane	**<1.8**	ug/L	5.9	1.8	1		10/29/20 13:23	96-12-8	
1,2-Dibromoethane (EDB)	**<0.83**	ug/L	2.8	0.83	1		10/29/20 13:23	106-93-4	
1,2-Dichlorobenzene	**<0.71**	ug/L	2.4	0.71	1		10/29/20 13:23	95-50-1	
1,2-Dichloroethane	**<0.28**	ug/L	1.0	0.28	1		10/29/20 13:23	107-06-2	
1,2-Dichloropropane	**<0.28**	ug/L	1.0	0.28	1		10/29/20 13:23	78-87-5	
1,3,5-Trimethylbenzene	**<0.87**	ug/L	2.9	0.87	1		10/29/20 13:23	108-67-8	
1,3-Dichlorobenzene	**<0.63**	ug/L	2.1	0.63	1		10/29/20 13:23	541-73-1	
1,3-Dichloropropane	**<0.83**	ug/L	2.8	0.83	1		10/29/20 13:23	142-28-9	
1,4-Dichlorobenzene	**<0.94**	ug/L	3.1	0.94	1		10/29/20 13:23	106-46-7	
2,2-Dichloropropane	**<2.3**	ug/L	7.6	2.3	1		10/29/20 13:23	594-20-7	
2-Butanone (MEK)	**<2.9**	ug/L	20.0	2.9	1		10/29/20 13:23	78-93-3	
2-Chlorotoluene	**<0.93**	ug/L	5.0	0.93	1		10/29/20 13:23	95-49-8	
2-Hexanone	**<5.2**	ug/L	17.4	5.2	1		10/29/20 13:23	591-78-6	
4-Chlorotoluene	**<0.76**	ug/L	2.5	0.76	1		10/29/20 13:23	106-43-4	
4-Methyl-2-pentanone (MIBK)	**<4.6**	ug/L	15.5	4.6	1		10/29/20 13:23	108-10-1	
Acetone	**<2.7**	ug/L	20.0	2.7	1		10/29/20 13:23	67-64-1	
Benzene	**<0.25**	ug/L	1.0	0.25	1		10/29/20 13:23	71-43-2	
Bromobenzene	**<0.24**	ug/L	1.0	0.24	1		10/29/20 13:23	108-86-1	
Bromochloromethane	**<0.36**	ug/L	5.0	0.36	1		10/29/20 13:23	74-97-5	
Bromodichloromethane	**<0.36**	ug/L	1.2	0.36	1		10/29/20 13:23	75-27-4	
Bromoform	**<4.0**	ug/L	13.2	4.0	1		10/29/20 13:23	75-25-2	
Bromomethane	**<0.97**	ug/L	5.0	0.97	1		10/29/20 13:23	74-83-9	
Carbon disulfide	**<0.45**	ug/L	1.5	0.45	1		10/29/20 13:23	75-15-0	
Carbon tetrachloride	**<1.1**	ug/L	3.6	1.1	1		10/29/20 13:23	56-23-5	
Chlorobenzene	**<0.71**	ug/L	2.4	0.71	1		10/29/20 13:23	108-90-7	
Chloroethane	**<1.3**	ug/L	5.0	1.3	1		10/29/20 13:23	75-00-3	
Chloroform	**<1.3**	ug/L	5.0	1.3	1		10/29/20 13:23	67-66-3	
Chloromethane	**<2.2**	ug/L	7.3	2.2	1		10/29/20 13:23	74-87-3	
Dibromochloromethane	**<2.6**	ug/L	8.7	2.6	1		10/29/20 13:23	124-48-1	
Dibromomethane	**<0.94**	ug/L	3.1	0.94	1		10/29/20 13:23	74-95-3	
Dichlorodifluoromethane	**<0.50**	ug/L	5.0	0.50	1		10/29/20 13:23	75-71-8	
Diisopropyl ether	**<1.9**	ug/L	6.3	1.9	1		10/29/20 13:23	108-20-3	
Ethylbenzene	**<0.32**	ug/L	1.1	0.32	1		10/29/20 13:23	100-41-4	

REPORT OF LABORATORY ANALYSIS

This report shall not be reproduced, except in full,
without the written consent of Pace Analytical Services, LLC.

Pace Analytical Services, LLC
1241 Bellevue Street - Suite 9
Green Bay, WI 54302
(920)469-2436

ANALYTICAL RESULTS

Project: A204242 MADISON KIPP CORP.
Pace Project No.: 40216871

Sample: MW-3D3 **Lab ID: 40216871001** Collected: 10/16/20 12:44 Received: 10/20/20 10:35 Matrix: Water

Parameters	Results	Units	LOQ	LOD	DF	Prepared	Analyzed	CAS No.	Qual
8260 MSV	Analytical Method: EPA 8260 Pace Analytical Services - Green Bay								
Hexachloro-1,3-butadiene	**<1.5**	ug/L	4.9	1.5	1		10/29/20 13:23	87-68-3	
Isopropylbenzene (Cumene)	**<1.7**	ug/L	5.6	1.7	1		10/29/20 13:23	98-82-8	
Methyl-tert-butyl ether	**<1.2**	ug/L	4.2	1.2	1		10/29/20 13:23	1634-04-4	
Methylene Chloride	**<0.58**	ug/L	5.0	0.58	1		10/29/20 13:23	75-09-2	
Naphthalene	**<1.2**	ug/L	5.0	1.2	1		10/29/20 13:23	91-20-3	
Styrene	**<3.0**	ug/L	10.0	3.0	1		10/29/20 13:23	100-42-5	
Tetrachloroethene	**0.55J**	ug/L	1.1	0.33	1		10/29/20 13:23	127-18-4	
Tetrahydrofuran	**<2.3**	ug/L	20.0	2.3	1		10/29/20 13:23	109-99-9	
Toluene	**<0.27**	ug/L	1.0	0.27	1		10/29/20 13:23	108-88-3	
Trichloroethene	**<0.26**	ug/L	1.0	0.26	1		10/29/20 13:23	79-01-6	
Trichlorofluoromethane	**<0.21**	ug/L	1.0	0.21	1		10/29/20 13:23	75-69-4	
Vinyl chloride	**<0.17**	ug/L	1.0	0.17	1		10/29/20 13:23	75-01-4	
Xylene (Total)	**<1.5**	ug/L	3.0	1.5	1		10/29/20 13:23	1330-20-7	
cis-1,2-Dichloroethene	**<0.27**	ug/L	1.0	0.27	1		10/29/20 13:23	156-59-2	
cis-1,3-Dichloropropene	**<3.6**	ug/L	12.1	3.6	1		10/29/20 13:23	10061-01-5	
m&p-Xylene	**<0.47**	ug/L	2.0	0.47	1		10/29/20 13:23	179601-23-1	
n-Butylbenzene	**<0.71**	ug/L	2.4	0.71	1		10/29/20 13:23	104-51-8	
n-Hexane	**<1.7**	ug/L	5.7	1.7	1		10/29/20 13:23	110-54-3	
n-Propylbenzene	**<0.81**	ug/L	5.0	0.81	1		10/29/20 13:23	103-65-1	
o-Xylene	**<0.26**	ug/L	1.0	0.26	1		10/29/20 13:23	95-47-6	
p-Isopropyltoluene	**<0.80**	ug/L	2.7	0.80	1		10/29/20 13:23	99-87-6	
sec-Butylbenzene	**<0.85**	ug/L	5.0	0.85	1		10/29/20 13:23	135-98-8	
tert-Butylbenzene	**<0.30**	ug/L	1.0	0.30	1		10/29/20 13:23	98-06-6	
trans-1,2-Dichloroethene	**<0.46**	ug/L	1.5	0.46	1		10/29/20 13:23	156-60-5	
trans-1,3-Dichloropropene	**<4.4**	ug/L	14.6	4.4	1		10/29/20 13:23	10061-02-6	
Surrogates									
4-Bromofluorobenzene (S)	96	%	70-130		1		10/29/20 13:23	460-00-4	
Dibromofluoromethane (S)	102	%	70-130		1		10/29/20 13:23	1868-53-7	
Toluene-d8 (S)	100	%	70-130		1		10/29/20 13:23	2037-26-5	

REPORT OF LABORATORY ANALYSIS

This report shall not be reproduced, except in full,
without the written consent of Pace Analytical Services, LLC.

Pace Analytical Services, LLC
1241 Bellevue Street - Suite 9
Green Bay, WI 54302
(920)469-2436

ANALYTICAL RESULTS

Project: A204242 MADISON KIPP CORP.
Pace Project No.: 40216871

Sample: MW-3D2 **Lab ID: 40216871002** Collected: 10/16/20 15:29 Received: 10/20/20 10:35 Matrix: Water

Parameters	Results	Units	LOQ	LOD	DF	Prepared	Analyzed	CAS No.	Qual
8260 MSV	Analytical Method: EPA 8260 Pace Analytical Services - Green Bay								
1,1,1,2-Tetrachloroethane	**<0.27**	ug/L	1.0	0.27	1		10/29/20 20:35	630-20-6	
1,1,1-Trichloroethane	**<0.24**	ug/L	1.0	0.24	1		10/29/20 20:35	71-55-6	
1,1,2,2-Tetrachloroethane	**<0.28**	ug/L	1.0	0.28	1		10/29/20 20:35	79-34-5	
1,1,2-Trichloroethane	**<0.55**	ug/L	5.0	0.55	1		10/29/20 20:35	79-00-5	
1,1,2-Trichlorotrifluoroethane	**<0.54**	ug/L	5.0	0.54	1		10/29/20 20:35	76-13-1	
1,1-Dichloroethane	**<0.27**	ug/L	1.0	0.27	1		10/29/20 20:35	75-34-3	
1,1-Dichloroethene	**<0.24**	ug/L	1.0	0.24	1		10/29/20 20:35	75-35-4	
1,1-Dichloropropene	**<0.54**	ug/L	1.8	0.54	1		10/29/20 20:35	563-58-6	
1,2,3-Trichlorobenzene	**<2.2**	ug/L	7.4	2.2	1		10/29/20 20:35	87-61-6	
1,2,3-Trichloropropane	**<0.59**	ug/L	5.0	0.59	1		10/29/20 20:35	96-18-4	
1,2,4-Trichlorobenzene	**<0.95**	ug/L	5.0	0.95	1		10/29/20 20:35	120-82-1	
1,2,4-Trimethylbenzene	**<0.84**	ug/L	2.8	0.84	1		10/29/20 20:35	95-63-6	
1,2-Dibromo-3-chloropropane	**<1.8**	ug/L	5.9	1.8	1		10/29/20 20:35	96-12-8	
1,2-Dibromoethane (EDB)	**<0.83**	ug/L	2.8	0.83	1		10/29/20 20:35	106-93-4	
1,2-Dichlorobenzene	**<0.71**	ug/L	2.4	0.71	1		10/29/20 20:35	95-50-1	
1,2-Dichloroethane	**<0.28**	ug/L	1.0	0.28	1		10/29/20 20:35	107-06-2	
1,2-Dichloropropane	**<0.28**	ug/L	1.0	0.28	1		10/29/20 20:35	78-87-5	
1,3,5-Trimethylbenzene	**<0.87**	ug/L	2.9	0.87	1		10/29/20 20:35	108-67-8	
1,3-Dichlorobenzene	**<0.63**	ug/L	2.1	0.63	1		10/29/20 20:35	541-73-1	
1,3-Dichloropropane	**<0.83**	ug/L	2.8	0.83	1		10/29/20 20:35	142-28-9	
1,4-Dichlorobenzene	**<0.94**	ug/L	3.1	0.94	1		10/29/20 20:35	106-46-7	
2,2-Dichloropropane	**<2.3**	ug/L	7.6	2.3	1		10/29/20 20:35	594-20-7	
2-Butanone (MEK)	**<2.9**	ug/L	20.0	2.9	1		10/29/20 20:35	78-93-3	
2-Chlorotoluene	**<0.93**	ug/L	5.0	0.93	1		10/29/20 20:35	95-49-8	
2-Hexanone	**<5.2**	ug/L	17.4	5.2	1		10/29/20 20:35	591-78-6	
4-Chlorotoluene	**<0.76**	ug/L	2.5	0.76	1		10/29/20 20:35	106-43-4	
4-Methyl-2-pentanone (MIBK)	**<4.6**	ug/L	15.5	4.6	1		10/29/20 20:35	108-10-1	
Acetone	**<2.7**	ug/L	20.0	2.7	1		10/29/20 20:35	67-64-1	
Benzene	**<0.25**	ug/L	1.0	0.25	1		10/29/20 20:35	71-43-2	
Bromobenzene	**<0.24**	ug/L	1.0	0.24	1		10/29/20 20:35	108-86-1	
Bromochloromethane	**<0.36**	ug/L	5.0	0.36	1		10/29/20 20:35	74-97-5	
Bromodichloromethane	**<0.36**	ug/L	1.2	0.36	1		10/29/20 20:35	75-27-4	
Bromoform	**<4.0**	ug/L	13.2	4.0	1		10/29/20 20:35	75-25-2	
Bromomethane	**<0.97**	ug/L	5.0	0.97	1		10/29/20 20:35	74-83-9	
Carbon disulfide	**<0.45**	ug/L	1.5	0.45	1		10/29/20 20:35	75-15-0	
Carbon tetrachloride	**<1.1**	ug/L	3.6	1.1	1		10/29/20 20:35	56-23-5	
Chlorobenzene	**<0.71**	ug/L	2.4	0.71	1		10/29/20 20:35	108-90-7	
Chloroethane	**<1.3**	ug/L	5.0	1.3	1		10/29/20 20:35	75-00-3	
Chloroform	**<1.3**	ug/L	5.0	1.3	1		10/29/20 20:35	67-66-3	
Chloromethane	**<2.2**	ug/L	7.3	2.2	1		10/29/20 20:35	74-87-3	
Dibromochloromethane	**<2.6**	ug/L	8.7	2.6	1		10/29/20 20:35	124-48-1	
Dibromomethane	**<0.94**	ug/L	3.1	0.94	1		10/29/20 20:35	74-95-3	
Dichlorodifluoromethane	**1.8J**	ug/L	5.0	0.50	1		10/29/20 20:35	75-71-8	
Diisopropyl ether	**<1.9**	ug/L	6.3	1.9	1		10/29/20 20:35	108-20-3	
Ethylbenzene	**<0.32**	ug/L	1.1	0.32	1		10/29/20 20:35	100-41-4	

REPORT OF LABORATORY ANALYSIS

This report shall not be reproduced, except in full,
without the written consent of Pace Analytical Services, LLC.

Pace Analytical Services, LLC
1241 Bellevue Street - Suite 9
Green Bay, WI 54302
(920)469-2436

ANALYTICAL RESULTS

Project: A204242 MADISON KIPP CORP.
Pace Project No.: 40216871

Sample: MW-3D2 **Lab ID: 40216871002** Collected: 10/16/20 15:29 Received: 10/20/20 10:35 Matrix: Water

Parameters	Results	Units	LOQ	LOD	DF	Prepared	Analyzed	CAS No.	Qual
8260 MSV	Analytical Method: EPA 8260 Pace Analytical Services - Green Bay								
Hexachloro-1,3-butadiene	**<1.5**	ug/L	4.9	1.5	1		10/29/20 20:35	87-68-3	
Isopropylbenzene (Cumene)	**<1.7**	ug/L	5.6	1.7	1		10/29/20 20:35	98-82-8	
Methyl-tert-butyl ether	**<1.2**	ug/L	4.2	1.2	1		10/29/20 20:35	1634-04-4	
Methylene Chloride	**<0.58**	ug/L	5.0	0.58	1		10/29/20 20:35	75-09-2	
Naphthalene	**<1.2**	ug/L	5.0	1.2	1		10/29/20 20:35	91-20-3	
Styrene	**<3.0**	ug/L	10.0	3.0	1		10/29/20 20:35	100-42-5	
Tetrachloroethene	**278**	ug/L	1.1	0.33	1		10/29/20 20:35	127-18-4	
Tetrahydrofuran	**<2.3**	ug/L	20.0	2.3	1		10/29/20 20:35	109-99-9	
Toluene	**<0.27**	ug/L	1.0	0.27	1		10/29/20 20:35	108-88-3	
Trichloroethene	**11.4**	ug/L	1.0	0.26	1		10/29/20 20:35	79-01-6	
Trichlorofluoromethane	**<0.21**	ug/L	1.0	0.21	1		10/29/20 20:35	75-69-4	
Vinyl chloride	**<0.17**	ug/L	1.0	0.17	1		10/29/20 20:35	75-01-4	
Xylene (Total)	**<1.5**	ug/L	3.0	1.5	1		10/29/20 20:35	1330-20-7	
cis-1,2-Dichloroethene	**16.3**	ug/L	1.0	0.27	1		10/29/20 20:35	156-59-2	
cis-1,3-Dichloropropene	**<3.6**	ug/L	12.1	3.6	1		10/29/20 20:35	10061-01-5	
m&p-Xylene	**<0.47**	ug/L	2.0	0.47	1		10/29/20 20:35	179601-23-1	
n-Butylbenzene	**<0.71**	ug/L	2.4	0.71	1		10/29/20 20:35	104-51-8	
n-Hexane	**<1.7**	ug/L	5.7	1.7	1		10/29/20 20:35	110-54-3	
n-Propylbenzene	**<0.81**	ug/L	5.0	0.81	1		10/29/20 20:35	103-65-1	
o-Xylene	**<0.26**	ug/L	1.0	0.26	1		10/29/20 20:35	95-47-6	
p-Isopropyltoluene	**<0.80**	ug/L	2.7	0.80	1		10/29/20 20:35	99-87-6	
sec-Butylbenzene	**<0.85**	ug/L	5.0	0.85	1		10/29/20 20:35	135-98-8	
tert-Butylbenzene	**<0.30**	ug/L	1.0	0.30	1		10/29/20 20:35	98-06-6	
trans-1,2-Dichloroethene	**<0.46**	ug/L	1.5	0.46	1		10/29/20 20:35	156-60-5	
trans-1,3-Dichloropropene	**<4.4**	ug/L	14.6	4.4	1		10/29/20 20:35	10061-02-6	
Surrogates									
4-Bromofluorobenzene (S)	96	%	70-130		1		10/29/20 20:35	460-00-4	
Dibromofluoromethane (S)	103	%	70-130		1		10/29/20 20:35	1868-53-7	
Toluene-d8 (S)	100	%	70-130		1		10/29/20 20:35	2037-26-5	

REPORT OF LABORATORY ANALYSIS

This report shall not be reproduced, except in full,
without the written consent of Pace Analytical Services, LLC.

Pace Analytical Services, LLC
1241 Bellevue Street - Suite 9
Green Bay, WI 54302
(920)469-2436

ANALYTICAL RESULTS

Project: A204242 MADISON KIPP CORP.
Pace Project No.: 40216871

Sample: MW-5S **Lab ID: 40216871003** Collected: 10/16/20 10:03 Received: 10/20/20 10:35 Matrix: Water

Parameters	Results	Units	LOQ	LOD	DF	Prepared	Analyzed	CAS No.	Qual
8260 MSV	Analytical Method: EPA 8260 Pace Analytical Services - Green Bay								
1,1,1,2-Tetrachloroethane	**<0.27**	ug/L	1.0	0.27	1		10/29/20 13:03	630-20-6	
1,1,1-Trichloroethane	**<0.24**	ug/L	1.0	0.24	1		10/29/20 13:03	71-55-6	
1,1,2,2-Tetrachloroethane	**<0.28**	ug/L	1.0	0.28	1		10/29/20 13:03	79-34-5	
1,1,2-Trichloroethane	**<0.55**	ug/L	5.0	0.55	1		10/29/20 13:03	79-00-5	
1,1,2-Trichlorotrifluoroethane	**<0.54**	ug/L	5.0	0.54	1		10/29/20 13:03	76-13-1	
1,1-Dichloroethane	**<0.27**	ug/L	1.0	0.27	1		10/29/20 13:03	75-34-3	
1,1-Dichloroethene	**<0.24**	ug/L	1.0	0.24	1		10/29/20 13:03	75-35-4	
1,1-Dichloropropene	**<0.54**	ug/L	1.8	0.54	1		10/29/20 13:03	563-58-6	
1,2,3-Trichlorobenzene	**<2.2**	ug/L	7.4	2.2	1		10/29/20 13:03	87-61-6	
1,2,3-Trichloropropane	**<0.59**	ug/L	5.0	0.59	1		10/29/20 13:03	96-18-4	
1,2,4-Trichlorobenzene	**<0.95**	ug/L	5.0	0.95	1		10/29/20 13:03	120-82-1	
1,2,4-Trimethylbenzene	**<0.84**	ug/L	2.8	0.84	1		10/29/20 13:03	95-63-6	
1,2-Dibromo-3-chloropropane	**<1.8**	ug/L	5.9	1.8	1		10/29/20 13:03	96-12-8	
1,2-Dibromoethane (EDB)	**<0.83**	ug/L	2.8	0.83	1		10/29/20 13:03	106-93-4	
1,2-Dichlorobenzene	**<0.71**	ug/L	2.4	0.71	1		10/29/20 13:03	95-50-1	
1,2-Dichloroethane	**<0.28**	ug/L	1.0	0.28	1		10/29/20 13:03	107-06-2	
1,2-Dichloropropane	**<0.28**	ug/L	1.0	0.28	1		10/29/20 13:03	78-87-5	
1,3,5-Trimethylbenzene	**<0.87**	ug/L	2.9	0.87	1		10/29/20 13:03	108-67-8	
1,3-Dichlorobenzene	**<0.63**	ug/L	2.1	0.63	1		10/29/20 13:03	541-73-1	
1,3-Dichloropropane	**<0.83**	ug/L	2.8	0.83	1		10/29/20 13:03	142-28-9	
1,4-Dichlorobenzene	**<0.94**	ug/L	3.1	0.94	1		10/29/20 13:03	106-46-7	
2,2-Dichloropropane	**<2.3**	ug/L	7.6	2.3	1		10/29/20 13:03	594-20-7	
2-Butanone (MEK)	**<2.9**	ug/L	20.0	2.9	1		10/29/20 13:03	78-93-3	
2-Chlorotoluene	**<0.93**	ug/L	5.0	0.93	1		10/29/20 13:03	95-49-8	
2-Hexanone	**<5.2**	ug/L	17.4	5.2	1		10/29/20 13:03	591-78-6	
4-Chlorotoluene	**<0.76**	ug/L	2.5	0.76	1		10/29/20 13:03	106-43-4	
4-Methyl-2-pentanone (MIBK)	**<4.6**	ug/L	15.5	4.6	1		10/29/20 13:03	108-10-1	
Acetone	**<2.7**	ug/L	20.0	2.7	1		10/29/20 13:03	67-64-1	
Benzene	**<0.25**	ug/L	1.0	0.25	1		10/29/20 13:03	71-43-2	
Bromobenzene	**<0.24**	ug/L	1.0	0.24	1		10/29/20 13:03	108-86-1	
Bromochloromethane	**<0.36**	ug/L	5.0	0.36	1		10/29/20 13:03	74-97-5	
Bromodichloromethane	**<0.36**	ug/L	1.2	0.36	1		10/29/20 13:03	75-27-4	
Bromoform	**<4.0**	ug/L	13.2	4.0	1		10/29/20 13:03	75-25-2	
Bromomethane	**<0.97**	ug/L	5.0	0.97	1		10/29/20 13:03	74-83-9	
Carbon disulfide	**<0.45**	ug/L	1.5	0.45	1		10/29/20 13:03	75-15-0	
Carbon tetrachloride	**<1.1**	ug/L	3.6	1.1	1		10/29/20 13:03	56-23-5	
Chlorobenzene	**<0.71**	ug/L	2.4	0.71	1		10/29/20 13:03	108-90-7	
Chloroethane	**<1.3**	ug/L	5.0	1.3	1		10/29/20 13:03	75-00-3	
Chloroform	**<1.3**	ug/L	5.0	1.3	1		10/29/20 13:03	67-66-3	
Chloromethane	**<2.2**	ug/L	7.3	2.2	1		10/29/20 13:03	74-87-3	
Dibromochloromethane	**<2.6**	ug/L	8.7	2.6	1		10/29/20 13:03	124-48-1	
Dibromomethane	**<0.94**	ug/L	3.1	0.94	1		10/29/20 13:03	74-95-3	
Dichlorodifluoromethane	**<0.50**	ug/L	5.0	0.50	1		10/29/20 13:03	75-71-8	
Diisopropyl ether	**<1.9**	ug/L	6.3	1.9	1		10/29/20 13:03	108-20-3	
Ethylbenzene	**<0.32**	ug/L	1.1	0.32	1		10/29/20 13:03	100-41-4	

REPORT OF LABORATORY ANALYSIS

This report shall not be reproduced, except in full,
without the written consent of Pace Analytical Services, LLC.

Pace Analytical Services, LLC
1241 Bellevue Street - Suite 9
Green Bay, WI 54302
(920)469-2436

ANALYTICAL RESULTS

Project: A204242 MADISON KIPP CORP.
Pace Project No.: 40216871

Sample: MW-5S **Lab ID: 40216871003** Collected: 10/16/20 10:03 Received: 10/20/20 10:35 Matrix: Water

Parameters	Results	Units	LOQ	LOD	DF	Prepared	Analyzed	CAS No.	Qual
8260 MSV	Analytical Method: EPA 8260								
	Pace Analytical Services - Green Bay								
Hexachloro-1,3-butadiene	**<1.5**	ug/L	4.9	1.5	1		10/29/20 13:03	87-68-3	
Isopropylbenzene (Cumene)	**<1.7**	ug/L	5.6	1.7	1		10/29/20 13:03	98-82-8	
Methyl-tert-butyl ether	**<1.2**	ug/L	4.2	1.2	1		10/29/20 13:03	1634-04-4	
Methylene Chloride	**<0.58**	ug/L	5.0	0.58	1		10/29/20 13:03	75-09-2	
Naphthalene	**<1.2**	ug/L	5.0	1.2	1		10/29/20 13:03	91-20-3	
Styrene	**<3.0**	ug/L	10.0	3.0	1		10/29/20 13:03	100-42-5	
Tetrachloroethene	**39.6**	ug/L	1.1	0.33	1		10/29/20 13:03	127-18-4	
Tetrahydrofuran	**<2.3**	ug/L	20.0	2.3	1		10/29/20 13:03	109-99-9	
Toluene	**<0.27**	ug/L	1.0	0.27	1		10/29/20 13:03	108-88-3	
Trichloroethene	**<0.26**	ug/L	1.0	0.26	1		10/29/20 13:03	79-01-6	
Trichlorofluoromethane	**<0.21**	ug/L	1.0	0.21	1		10/29/20 13:03	75-69-4	
Vinyl chloride	**<0.17**	ug/L	1.0	0.17	1		10/29/20 13:03	75-01-4	
Xylene (Total)	**<1.5**	ug/L	3.0	1.5	1		10/29/20 13:03	1330-20-7	
cis-1,2-Dichloroethene	**<0.27**	ug/L	1.0	0.27	1		10/29/20 13:03	156-59-2	
cis-1,3-Dichloropropene	**<3.6**	ug/L	12.1	3.6	1		10/29/20 13:03	10061-01-5	
m&p-Xylene	**<0.47**	ug/L	2.0	0.47	1		10/29/20 13:03	179601-23-1	
n-Butylbenzene	**<0.71**	ug/L	2.4	0.71	1		10/29/20 13:03	104-51-8	
n-Hexane	**<1.7**	ug/L	5.7	1.7	1		10/29/20 13:03	110-54-3	
n-Propylbenzene	**<0.81**	ug/L	5.0	0.81	1		10/29/20 13:03	103-65-1	
o-Xylene	**<0.26**	ug/L	1.0	0.26	1		10/29/20 13:03	95-47-6	
p-Isopropyltoluene	**<0.80**	ug/L	2.7	0.80	1		10/29/20 13:03	99-87-6	
sec-Butylbenzene	**<0.85**	ug/L	5.0	0.85	1		10/29/20 13:03	135-98-8	
tert-Butylbenzene	**<0.30**	ug/L	1.0	0.30	1		10/29/20 13:03	98-06-6	
trans-1,2-Dichloroethene	**<0.46**	ug/L	1.5	0.46	1		10/29/20 13:03	156-60-5	
trans-1,3-Dichloropropene	**<4.4**	ug/L	14.6	4.4	1		10/29/20 13:03	10061-02-6	
Surrogates									
4-Bromofluorobenzene (S)	94	%	70-130		1		10/29/20 13:03	460-00-4	
Dibromofluoromethane (S)	99	%	70-130		1		10/29/20 13:03	1868-53-7	
Toluene-d8 (S)	100	%	70-130		1		10/29/20 13:03	2037-26-5	
2540C Total Dissolved Solids	Analytical Method: SM 2540C								
	Pace Analytical Services - Green Bay								
Total Dissolved Solids	**1070**	mg/L	20.0	8.7	1		10/21/20 18:49		
2540D Total Suspended Solids	Analytical Method: SM 2540D								
	Pace Analytical Services - Green Bay								
Total Suspended Solids	**<0.95**	mg/L	2.0	0.95	1		10/21/20 06:17		

REPORT OF LABORATORY ANALYSIS

This report shall not be reproduced, except in full,
without the written consent of Pace Analytical Services, LLC.

Pace Analytical Services, LLC
1241 Bellevue Street - Suite 9
Green Bay, WI 54302
(920)469-2436

ANALYTICAL RESULTS

Project: A204242 MADISON KIPP CORP.
Pace Project No.: 40216871

Sample: MW-5D **Lab ID: 40216871004** Collected: 10/16/20 11:47 Received: 10/20/20 10:35 Matrix: Water

Parameters	Results	Units	LOQ	LOD	DF	Prepared	Analyzed	CAS No.	Qual
8260 MSV	Analytical Method: EPA 8260 Pace Analytical Services - Green Bay								
1,1,1,2-Tetrachloroethane	**<0.27**	ug/L	1.0	0.27	1		10/29/20 20:54	630-20-6	
1,1,1-Trichloroethane	**<0.24**	ug/L	1.0	0.24	1		10/29/20 20:54	71-55-6	
1,1,2,2-Tetrachloroethane	**<0.28**	ug/L	1.0	0.28	1		10/29/20 20:54	79-34-5	
1,1,2-Trichloroethane	**<0.55**	ug/L	5.0	0.55	1		10/29/20 20:54	79-00-5	
1,1,2-Trichlorotrifluoroethane	**<0.54**	ug/L	5.0	0.54	1		10/29/20 20:54	76-13-1	
1,1-Dichloroethane	**<0.27**	ug/L	1.0	0.27	1		10/29/20 20:54	75-34-3	
1,1-Dichloroethene	**<0.24**	ug/L	1.0	0.24	1		10/29/20 20:54	75-35-4	
1,1-Dichloropropene	**<0.54**	ug/L	1.8	0.54	1		10/29/20 20:54	563-58-6	
1,2,3-Trichlorobenzene	**<2.2**	ug/L	7.4	2.2	1		10/29/20 20:54	87-61-6	
1,2,3-Trichloropropane	**<0.59**	ug/L	5.0	0.59	1		10/29/20 20:54	96-18-4	
1,2,4-Trichlorobenzene	**<0.95**	ug/L	5.0	0.95	1		10/29/20 20:54	120-82-1	
1,2,4-Trimethylbenzene	**<0.84**	ug/L	2.8	0.84	1		10/29/20 20:54	95-63-6	
1,2-Dibromo-3-chloropropane	**<1.8**	ug/L	5.9	1.8	1		10/29/20 20:54	96-12-8	
1,2-Dibromoethane (EDB)	**<0.83**	ug/L	2.8	0.83	1		10/29/20 20:54	106-93-4	
1,2-Dichlorobenzene	**<0.71**	ug/L	2.4	0.71	1		10/29/20 20:54	95-50-1	
1,2-Dichloroethane	**<0.28**	ug/L	1.0	0.28	1		10/29/20 20:54	107-06-2	
1,2-Dichloropropane	**<0.28**	ug/L	1.0	0.28	1		10/29/20 20:54	78-87-5	
1,3,5-Trimethylbenzene	**<0.87**	ug/L	2.9	0.87	1		10/29/20 20:54	108-67-8	
1,3-Dichlorobenzene	**<0.63**	ug/L	2.1	0.63	1		10/29/20 20:54	541-73-1	
1,3-Dichloropropane	**<0.83**	ug/L	2.8	0.83	1		10/29/20 20:54	142-28-9	
1,4-Dichlorobenzene	**<0.94**	ug/L	3.1	0.94	1		10/29/20 20:54	106-46-7	
2,2-Dichloropropane	**<2.3**	ug/L	7.6	2.3	1		10/29/20 20:54	594-20-7	
2-Butanone (MEK)	**<2.9**	ug/L	20.0	2.9	1		10/29/20 20:54	78-93-3	
2-Chlorotoluene	**<0.93**	ug/L	5.0	0.93	1		10/29/20 20:54	95-49-8	
2-Hexanone	**<5.2**	ug/L	17.4	5.2	1		10/29/20 20:54	591-78-6	
4-Chlorotoluene	**<0.76**	ug/L	2.5	0.76	1		10/29/20 20:54	106-43-4	
4-Methyl-2-pentanone (MIBK)	**<4.6**	ug/L	15.5	4.6	1		10/29/20 20:54	108-10-1	
Acetone	**<2.7**	ug/L	20.0	2.7	1		10/29/20 20:54	67-64-1	
Benzene	**<0.25**	ug/L	1.0	0.25	1		10/29/20 20:54	71-43-2	
Bromobenzene	**<0.24**	ug/L	1.0	0.24	1		10/29/20 20:54	108-86-1	
Bromochloromethane	**<0.36**	ug/L	5.0	0.36	1		10/29/20 20:54	74-97-5	
Bromodichloromethane	**<0.36**	ug/L	1.2	0.36	1		10/29/20 20:54	75-27-4	
Bromoform	**<4.0**	ug/L	13.2	4.0	1		10/29/20 20:54	75-25-2	
Bromomethane	**<0.97**	ug/L	5.0	0.97	1		10/29/20 20:54	74-83-9	
Carbon disulfide	**<0.45**	ug/L	1.5	0.45	1		10/29/20 20:54	75-15-0	
Carbon tetrachloride	**<1.1**	ug/L	3.6	1.1	1		10/29/20 20:54	56-23-5	
Chlorobenzene	**<0.71**	ug/L	2.4	0.71	1		10/29/20 20:54	108-90-7	
Chloroethane	**<1.3**	ug/L	5.0	1.3	1		10/29/20 20:54	75-00-3	
Chloroform	**<1.3**	ug/L	5.0	1.3	1		10/29/20 20:54	67-66-3	
Chloromethane	**<2.2**	ug/L	7.3	2.2	1		10/29/20 20:54	74-87-3	
Dibromochloromethane	**<2.6**	ug/L	8.7	2.6	1		10/29/20 20:54	124-48-1	
Dibromomethane	**<0.94**	ug/L	3.1	0.94	1		10/29/20 20:54	74-95-3	
Dichlorodifluoromethane	**<0.50**	ug/L	5.0	0.50	1		10/29/20 20:54	75-71-8	
Diisopropyl ether	**<1.9**	ug/L	6.3	1.9	1		10/29/20 20:54	108-20-3	
Ethylbenzene	**<0.32**	ug/L	1.1	0.32	1		10/29/20 20:54	100-41-4	

REPORT OF LABORATORY ANALYSIS

This report shall not be reproduced, except in full,
without the written consent of Pace Analytical Services, LLC.

Pace Analytical Services, LLC
1241 Bellevue Street - Suite 9
Green Bay, WI 54302
(920)469-2436

ANALYTICAL RESULTS

Project: A204242 MADISON KIPP CORP.
Pace Project No.: 40216871

Sample: MW-5D **Lab ID: 40216871004** Collected: 10/16/20 11:47 Received: 10/20/20 10:35 Matrix: Water

Parameters	Results	Units	LOQ	LOD	DF	Prepared	Analyzed	CAS No.	Qual
8260 MSV	Analytical Method: EPA 8260 Pace Analytical Services - Green Bay								
Hexachloro-1,3-butadiene	**<1.5**	ug/L	4.9	1.5	1		10/29/20 20:54	87-68-3	
Isopropylbenzene (Cumene)	**<1.7**	ug/L	5.6	1.7	1		10/29/20 20:54	98-82-8	
Methyl-tert-butyl ether	**<1.2**	ug/L	4.2	1.2	1		10/29/20 20:54	1634-04-4	
Methylene Chloride	**<0.58**	ug/L	5.0	0.58	1		10/29/20 20:54	75-09-2	
Naphthalene	**<1.2**	ug/L	5.0	1.2	1		10/29/20 20:54	91-20-3	
Styrene	**<3.0**	ug/L	10.0	3.0	1		10/29/20 20:54	100-42-5	
Tetrachloroethene	**360**	ug/L	10.9	3.3	10		10/30/20 11:25	127-18-4	
Tetrahydrofuran	**<2.3**	ug/L	20.0	2.3	1		10/29/20 20:54	109-99-9	
Toluene	**<0.27**	ug/L	1.0	0.27	1		10/29/20 20:54	108-88-3	
Trichloroethene	**9.5**	ug/L	1.0	0.26	1		10/29/20 20:54	79-01-6	
Trichlorofluoromethane	**<0.21**	ug/L	1.0	0.21	1		10/29/20 20:54	75-69-4	
Vinyl chloride	**<0.17**	ug/L	1.0	0.17	1		10/29/20 20:54	75-01-4	
Xylene (Total)	**<1.5**	ug/L	3.0	1.5	1		10/29/20 20:54	1330-20-7	
cis-1,2-Dichloroethene	**11.5**	ug/L	1.0	0.27	1		10/29/20 20:54	156-59-2	
cis-1,3-Dichloropropene	**<3.6**	ug/L	12.1	3.6	1		10/29/20 20:54	10061-01-5	
m&p-Xylene	**<0.47**	ug/L	2.0	0.47	1		10/29/20 20:54	179601-23-1	
n-Butylbenzene	**<0.71**	ug/L	2.4	0.71	1		10/29/20 20:54	104-51-8	
n-Hexane	**<1.7**	ug/L	5.7	1.7	1		10/29/20 20:54	110-54-3	
n-Propylbenzene	**<0.81**	ug/L	5.0	0.81	1		10/29/20 20:54	103-65-1	
o-Xylene	**<0.26**	ug/L	1.0	0.26	1		10/29/20 20:54	95-47-6	
p-Isopropyltoluene	**<0.80**	ug/L	2.7	0.80	1		10/29/20 20:54	99-87-6	
sec-Butylbenzene	**<0.85**	ug/L	5.0	0.85	1		10/29/20 20:54	135-98-8	
tert-Butylbenzene	**<0.30**	ug/L	1.0	0.30	1		10/29/20 20:54	98-06-6	
trans-1,2-Dichloroethene	**<0.46**	ug/L	1.5	0.46	1		10/29/20 20:54	156-60-5	
trans-1,3-Dichloropropene	**<4.4**	ug/L	14.6	4.4	1		10/29/20 20:54	10061-02-6	
Surrogates									
4-Bromofluorobenzene (S)	96	%	70-130		1		10/29/20 20:54	460-00-4	
Dibromofluoromethane (S)	102	%	70-130		1		10/29/20 20:54	1868-53-7	
Toluene-d8 (S)	101	%	70-130		1		10/29/20 20:54	2037-26-5	

REPORT OF LABORATORY ANALYSIS

This report shall not be reproduced, except in full,
without the written consent of Pace Analytical Services, LLC.

Pace Analytical Services, LLC
1241 Bellevue Street - Suite 9
Green Bay, WI 54302
(920)469-2436

ANALYTICAL RESULTS

Project: A204242 MADISON KIPP CORP.
Pace Project No.: 40216871

Sample: MW-5D2 **Lab ID: 40216871005** Collected: 10/16/20 11:13 Received: 10/20/20 10:35 Matrix: Water

Parameters	Results	Units	LOQ	LOD	DF	Prepared	Analyzed	CAS No.	Qual
8260 MSV	Analytical Method: EPA 8260 Pace Analytical Services - Green Bay								
1,1,1,2-Tetrachloroethane	**1.2**	ug/L	1.0	0.27	1		10/29/20 21:13	630-20-6	
1,1,1-Trichloroethane	**<0.24**	ug/L	1.0	0.24	1		10/29/20 21:13	71-55-6	
1,1,2,2-Tetrachloroethane	**<0.28**	ug/L	1.0	0.28	1		10/29/20 21:13	79-34-5	
1,1,2-Trichloroethane	**<0.55**	ug/L	5.0	0.55	1		10/29/20 21:13	79-00-5	
1,1,2-Trichlorotrifluoroethane	**<0.54**	ug/L	5.0	0.54	1		10/29/20 21:13	76-13-1	
1,1-Dichloroethane	**<0.27**	ug/L	1.0	0.27	1		10/29/20 21:13	75-34-3	
1,1-Dichloroethene	**<0.24**	ug/L	1.0	0.24	1		10/29/20 21:13	75-35-4	
1,1-Dichloropropene	**<0.54**	ug/L	1.8	0.54	1		10/29/20 21:13	563-58-6	
1,2,3-Trichlorobenzene	**<2.2**	ug/L	7.4	2.2	1		10/29/20 21:13	87-61-6	
1,2,3-Trichloropropane	**<0.59**	ug/L	5.0	0.59	1		10/29/20 21:13	96-18-4	
1,2,4-Trichlorobenzene	**<0.95**	ug/L	5.0	0.95	1		10/29/20 21:13	120-82-1	
1,2,4-Trimethylbenzene	**<0.84**	ug/L	2.8	0.84	1		10/29/20 21:13	95-63-6	
1,2-Dibromo-3-chloropropane	**<1.8**	ug/L	5.9	1.8	1		10/29/20 21:13	96-12-8	
1,2-Dibromoethane (EDB)	**<0.83**	ug/L	2.8	0.83	1		10/29/20 21:13	106-93-4	
1,2-Dichlorobenzene	**<0.71**	ug/L	2.4	0.71	1		10/29/20 21:13	95-50-1	
1,2-Dichloroethane	**<0.28**	ug/L	1.0	0.28	1		10/29/20 21:13	107-06-2	
1,2-Dichloropropane	**<0.28**	ug/L	1.0	0.28	1		10/29/20 21:13	78-87-5	
1,3,5-Trimethylbenzene	**<0.87**	ug/L	2.9	0.87	1		10/29/20 21:13	108-67-8	
1,3-Dichlorobenzene	**<0.63**	ug/L	2.1	0.63	1		10/29/20 21:13	541-73-1	
1,3-Dichloropropane	**<0.83**	ug/L	2.8	0.83	1		10/29/20 21:13	142-28-9	
1,4-Dichlorobenzene	**<0.94**	ug/L	3.1	0.94	1		10/29/20 21:13	106-46-7	
2,2-Dichloropropane	**<2.3**	ug/L	7.6	2.3	1		10/29/20 21:13	594-20-7	
2-Butanone (MEK)	**<2.9**	ug/L	20.0	2.9	1		10/29/20 21:13	78-93-3	
2-Chlorotoluene	**<0.93**	ug/L	5.0	0.93	1		10/29/20 21:13	95-49-8	
2-Hexanone	**<5.2**	ug/L	17.4	5.2	1		10/29/20 21:13	591-78-6	
4-Chlorotoluene	**<0.76**	ug/L	2.5	0.76	1		10/29/20 21:13	106-43-4	
4-Methyl-2-pentanone (MIBK)	**<4.6**	ug/L	15.5	4.6	1		10/29/20 21:13	108-10-1	
Acetone	**<2.7**	ug/L	20.0	2.7	1		10/29/20 21:13	67-64-1	
Benzene	**<0.25**	ug/L	1.0	0.25	1		10/29/20 21:13	71-43-2	
Bromobenzene	**<0.24**	ug/L	1.0	0.24	1		10/29/20 21:13	108-86-1	
Bromochloromethane	**<0.36**	ug/L	5.0	0.36	1		10/29/20 21:13	74-97-5	
Bromodichloromethane	**<0.36**	ug/L	1.2	0.36	1		10/29/20 21:13	75-27-4	
Bromoform	**<4.0**	ug/L	13.2	4.0	1		10/29/20 21:13	75-25-2	
Bromomethane	**<0.97**	ug/L	5.0	0.97	1		10/29/20 21:13	74-83-9	
Carbon disulfide	**<0.45**	ug/L	1.5	0.45	1		10/29/20 21:13	75-15-0	
Carbon tetrachloride	**<1.1**	ug/L	3.6	1.1	1		10/29/20 21:13	56-23-5	
Chlorobenzene	**<0.71**	ug/L	2.4	0.71	1		10/29/20 21:13	108-90-7	
Chloroethane	**<1.3**	ug/L	5.0	1.3	1		10/29/20 21:13	75-00-3	
Chloroform	**<1.3**	ug/L	5.0	1.3	1		10/29/20 21:13	67-66-3	
Chloromethane	**<2.2**	ug/L	7.3	2.2	1		10/29/20 21:13	74-87-3	
Dibromochloromethane	**<2.6**	ug/L	8.7	2.6	1		10/29/20 21:13	124-48-1	
Dibromomethane	**<0.94**	ug/L	3.1	0.94	1		10/29/20 21:13	74-95-3	
Dichlorodifluoromethane	**<0.50**	ug/L	5.0	0.50	1		10/29/20 21:13	75-71-8	
Diisopropyl ether	**<1.9**	ug/L	6.3	1.9	1		10/29/20 21:13	108-20-3	
Ethylbenzene	**<0.32**	ug/L	1.1	0.32	1		10/29/20 21:13	100-41-4	

REPORT OF LABORATORY ANALYSIS

This report shall not be reproduced, except in full,
without the written consent of Pace Analytical Services, LLC.

Pace Analytical Services, LLC
1241 Bellevue Street - Suite 9
Green Bay, WI 54302
(920)469-2436

ANALYTICAL RESULTS

Project: A204242 MADISON KIPP CORP.
Pace Project No.: 40216871

Sample: MW-5D2 **Lab ID: 40216871005** Collected: 10/16/20 11:13 Received: 10/20/20 10:35 Matrix: Water

Parameters	Results	Units	LOQ	LOD	DF	Prepared	Analyzed	CAS No.	Qual
8260 MSV	Analytical Method: EPA 8260 Pace Analytical Services - Green Bay								
Hexachloro-1,3-butadiene	**<1.5**	ug/L	4.9	1.5	1		10/29/20 21:13	87-68-3	
Isopropylbenzene (Cumene)	**<1.7**	ug/L	5.6	1.7	1		10/29/20 21:13	98-82-8	
Methyl-tert-butyl ether	**<1.2**	ug/L	4.2	1.2	1		10/29/20 21:13	1634-04-4	
Methylene Chloride	**<0.58**	ug/L	5.0	0.58	1		10/29/20 21:13	75-09-2	
Naphthalene	**<1.2**	ug/L	5.0	1.2	1		10/29/20 21:13	91-20-3	
Styrene	**<3.0**	ug/L	10.0	3.0	1		10/29/20 21:13	100-42-5	
Tetrachloroethene	**4000**	ug/L	109	32.6	100		10/30/20 12:23	127-18-4	
Tetrahydrofuran	**<2.3**	ug/L	20.0	2.3	1		10/29/20 21:13	109-99-9	
Toluene	**<0.27**	ug/L	1.0	0.27	1		10/29/20 21:13	108-88-3	
Trichloroethene	**27.9**	ug/L	1.0	0.26	1		10/29/20 21:13	79-01-6	
Trichlorofluoromethane	**<0.21**	ug/L	1.0	0.21	1		10/29/20 21:13	75-69-4	
Vinyl chloride	**<0.17**	ug/L	1.0	0.17	1		10/29/20 21:13	75-01-4	
Xylene (Total)	**<1.5**	ug/L	3.0	1.5	1		10/29/20 21:13	1330-20-7	
cis-1,2-Dichloroethene	**12.8**	ug/L	1.0	0.27	1		10/29/20 21:13	156-59-2	
cis-1,3-Dichloropropene	**<3.6**	ug/L	12.1	3.6	1		10/29/20 21:13	10061-01-5	
m&p-Xylene	**<0.47**	ug/L	2.0	0.47	1		10/29/20 21:13	179601-23-1	
n-Butylbenzene	**<0.71**	ug/L	2.4	0.71	1		10/29/20 21:13	104-51-8	
n-Hexane	**<1.7**	ug/L	5.7	1.7	1		10/29/20 21:13	110-54-3	
n-Propylbenzene	**<0.81**	ug/L	5.0	0.81	1		10/29/20 21:13	103-65-1	
o-Xylene	**<0.26**	ug/L	1.0	0.26	1		10/29/20 21:13	95-47-6	
p-Isopropyltoluene	**<0.80**	ug/L	2.7	0.80	1		10/29/20 21:13	99-87-6	
sec-Butylbenzene	**<0.85**	ug/L	5.0	0.85	1		10/29/20 21:13	135-98-8	
tert-Butylbenzene	**<0.30**	ug/L	1.0	0.30	1		10/29/20 21:13	98-06-6	
trans-1,2-Dichloroethene	**0.53J**	ug/L	1.5	0.46	1		10/29/20 21:13	156-60-5	
trans-1,3-Dichloropropene	**<4.4**	ug/L	14.6	4.4	1		10/29/20 21:13	10061-02-6	
Surrogates									
4-Bromofluorobenzene (S)	96	%	70-130		1		10/29/20 21:13	460-00-4	
Dibromofluoromethane (S)	107	%	70-130		1		10/29/20 21:13	1868-53-7	
Toluene-d8 (S)	102	%	70-130		1		10/29/20 21:13	2037-26-5	

REPORT OF LABORATORY ANALYSIS

This report shall not be reproduced, except in full,
without the written consent of Pace Analytical Services, LLC.

Pace Analytical Services, LLC
1241 Bellevue Street - Suite 9
Green Bay, WI 54302
(920)469-2436

ANALYTICAL RESULTS

Project: A204242 MADISON KIPP CORP.
Pace Project No.: 40216871

Sample: MW-5D3 **Lab ID: 40216871006** Collected: 10/16/20 08:44 Received: 10/20/20 10:35 Matrix: Water

Parameters	Results	Units	LOQ	LOD	DF	Prepared	Analyzed	CAS No.	Qual
8260 MSV	Analytical Method: EPA 8260 Pace Analytical Services - Green Bay								
1,1,1,2-Tetrachloroethane	**<0.27**	ug/L	1.0	0.27	1		10/29/20 12:25	630-20-6	
1,1,1-Trichloroethane	**<0.24**	ug/L	1.0	0.24	1		10/29/20 12:25	71-55-6	
1,1,2,2-Tetrachloroethane	**<0.28**	ug/L	1.0	0.28	1		10/29/20 12:25	79-34-5	
1,1,2-Trichloroethane	**<0.55**	ug/L	5.0	0.55	1		10/29/20 12:25	79-00-5	
1,1,2-Trichlorotrifluoroethane	**<0.54**	ug/L	5.0	0.54	1		10/29/20 12:25	76-13-1	
1,1-Dichloroethane	**<0.27**	ug/L	1.0	0.27	1		10/29/20 12:25	75-34-3	
1,1-Dichloroethene	**<0.24**	ug/L	1.0	0.24	1		10/29/20 12:25	75-35-4	
1,1-Dichloropropene	**<0.54**	ug/L	1.8	0.54	1		10/29/20 12:25	563-58-6	
1,2,3-Trichlorobenzene	**<2.2**	ug/L	7.4	2.2	1		10/29/20 12:25	87-61-6	
1,2,3-Trichloropropane	**<0.59**	ug/L	5.0	0.59	1		10/29/20 12:25	96-18-4	
1,2,4-Trichlorobenzene	**<0.95**	ug/L	5.0	0.95	1		10/29/20 12:25	120-82-1	
1,2,4-Trimethylbenzene	**<0.84**	ug/L	2.8	0.84	1		10/29/20 12:25	95-63-6	
1,2-Dibromo-3-chloropropane	**<1.8**	ug/L	5.9	1.8	1		10/29/20 12:25	96-12-8	
1,2-Dibromoethane (EDB)	**<0.83**	ug/L	2.8	0.83	1		10/29/20 12:25	106-93-4	
1,2-Dichlorobenzene	**<0.71**	ug/L	2.4	0.71	1		10/29/20 12:25	95-50-1	
1,2-Dichloroethane	**<0.28**	ug/L	1.0	0.28	1		10/29/20 12:25	107-06-2	
1,2-Dichloropropane	**<0.28**	ug/L	1.0	0.28	1		10/29/20 12:25	78-87-5	
1,3,5-Trimethylbenzene	**<0.87**	ug/L	2.9	0.87	1		10/29/20 12:25	108-67-8	
1,3-Dichlorobenzene	**<0.63**	ug/L	2.1	0.63	1		10/29/20 12:25	541-73-1	
1,3-Dichloropropane	**<0.83**	ug/L	2.8	0.83	1		10/29/20 12:25	142-28-9	
1,4-Dichlorobenzene	**<0.94**	ug/L	3.1	0.94	1		10/29/20 12:25	106-46-7	
2,2-Dichloropropane	**<2.3**	ug/L	7.6	2.3	1		10/29/20 12:25	594-20-7	
2-Butanone (MEK)	**<2.9**	ug/L	20.0	2.9	1		10/29/20 12:25	78-93-3	
2-Chlorotoluene	**<0.93**	ug/L	5.0	0.93	1		10/29/20 12:25	95-49-8	
2-Hexanone	**<5.2**	ug/L	17.4	5.2	1		10/29/20 12:25	591-78-6	
4-Chlorotoluene	**<0.76**	ug/L	2.5	0.76	1		10/29/20 12:25	106-43-4	
4-Methyl-2-pentanone (MIBK)	**<4.6**	ug/L	15.5	4.6	1		10/29/20 12:25	108-10-1	
Acetone	**<2.7**	ug/L	20.0	2.7	1		10/29/20 12:25	67-64-1	
Benzene	**<0.25**	ug/L	1.0	0.25	1		10/29/20 12:25	71-43-2	
Bromobenzene	**<0.24**	ug/L	1.0	0.24	1		10/29/20 12:25	108-86-1	
Bromochloromethane	**<0.36**	ug/L	5.0	0.36	1		10/29/20 12:25	74-97-5	
Bromodichloromethane	**<0.36**	ug/L	1.2	0.36	1		10/29/20 12:25	75-27-4	
Bromoform	**<4.0**	ug/L	13.2	4.0	1		10/29/20 12:25	75-25-2	
Bromomethane	**<0.97**	ug/L	5.0	0.97	1		10/29/20 12:25	74-83-9	
Carbon disulfide	**<0.45**	ug/L	1.5	0.45	1		10/29/20 12:25	75-15-0	
Carbon tetrachloride	**<1.1**	ug/L	3.6	1.1	1		10/29/20 12:25	56-23-5	
Chlorobenzene	**<0.71**	ug/L	2.4	0.71	1		10/29/20 12:25	108-90-7	
Chloroethane	**<1.3**	ug/L	5.0	1.3	1		10/29/20 12:25	75-00-3	
Chloroform	**<1.3**	ug/L	5.0	1.3	1		10/29/20 12:25	67-66-3	
Chloromethane	**<2.2**	ug/L	7.3	2.2	1		10/29/20 12:25	74-87-3	
Dibromochloromethane	**<2.6**	ug/L	8.7	2.6	1		10/29/20 12:25	124-48-1	
Dibromomethane	**<0.94**	ug/L	3.1	0.94	1		10/29/20 12:25	74-95-3	
Dichlorodifluoromethane	**<0.50**	ug/L	5.0	0.50	1		10/29/20 12:25	75-71-8	
Diisopropyl ether	**<1.9**	ug/L	6.3	1.9	1		10/29/20 12:25	108-20-3	
Ethylbenzene	**<0.32**	ug/L	1.1	0.32	1		10/29/20 12:25	100-41-4	

REPORT OF LABORATORY ANALYSIS

This report shall not be reproduced, except in full,
without the written consent of Pace Analytical Services, LLC.

Pace Analytical Services, LLC
1241 Bellevue Street - Suite 9
Green Bay, WI 54302
(920)469-2436

ANALYTICAL RESULTS

Project: A204242 MADISON KIPP CORP.
Pace Project No.: 40216871

Sample: MW-5D3 **Lab ID: 40216871006** Collected: 10/16/20 08:44 Received: 10/20/20 10:35 Matrix: Water

Parameters	Results	Units	LOQ	LOD	DF	Prepared	Analyzed	CAS No.	Qual
8260 MSV	Analytical Method: EPA 8260 Pace Analytical Services - Green Bay								
Hexachloro-1,3-butadiene	**<1.5**	ug/L	4.9	1.5	1		10/29/20 12:25	87-68-3	
Isopropylbenzene (Cumene)	**<1.7**	ug/L	5.6	1.7	1		10/29/20 12:25	98-82-8	
Methyl-tert-butyl ether	**<1.2**	ug/L	4.2	1.2	1		10/29/20 12:25	1634-04-4	
Methylene Chloride	**<0.58**	ug/L	5.0	0.58	1		10/29/20 12:25	75-09-2	
Naphthalene	**<1.2**	ug/L	5.0	1.2	1		10/29/20 12:25	91-20-3	
Styrene	**<3.0**	ug/L	10.0	3.0	1		10/29/20 12:25	100-42-5	
Tetrachloroethene	**<0.33**	ug/L	1.1	0.33	1		10/29/20 12:25	127-18-4	
Tetrahydrofuran	**<2.3**	ug/L	20.0	2.3	1		10/29/20 12:25	109-99-9	
Toluene	**<0.27**	ug/L	1.0	0.27	1		10/29/20 12:25	108-88-3	
Trichloroethene	**<0.26**	ug/L	1.0	0.26	1		10/29/20 12:25	79-01-6	
Trichlorofluoromethane	**<0.21**	ug/L	1.0	0.21	1		10/29/20 12:25	75-69-4	
Vinyl chloride	**<0.17**	ug/L	1.0	0.17	1		10/29/20 12:25	75-01-4	
Xylene (Total)	**<1.5**	ug/L	3.0	1.5	1		10/29/20 12:25	1330-20-7	
cis-1,2-Dichloroethene	**<0.27**	ug/L	1.0	0.27	1		10/29/20 12:25	156-59-2	
cis-1,3-Dichloropropene	**<3.6**	ug/L	12.1	3.6	1		10/29/20 12:25	10061-01-5	
m&p-Xylene	**<0.47**	ug/L	2.0	0.47	1		10/29/20 12:25	179601-23-1	
n-Butylbenzene	**<0.71**	ug/L	2.4	0.71	1		10/29/20 12:25	104-51-8	
n-Hexane	**<1.7**	ug/L	5.7	1.7	1		10/29/20 12:25	110-54-3	
n-Propylbenzene	**<0.81**	ug/L	5.0	0.81	1		10/29/20 12:25	103-65-1	
o-Xylene	**<0.26**	ug/L	1.0	0.26	1		10/29/20 12:25	95-47-6	
p-Isopropyltoluene	**<0.80**	ug/L	2.7	0.80	1		10/29/20 12:25	99-87-6	
sec-Butylbenzene	**<0.85**	ug/L	5.0	0.85	1		10/29/20 12:25	135-98-8	
tert-Butylbenzene	**<0.30**	ug/L	1.0	0.30	1		10/29/20 12:25	98-06-6	
trans-1,2-Dichloroethene	**<0.46**	ug/L	1.5	0.46	1		10/29/20 12:25	156-60-5	
trans-1,3-Dichloropropene	**<4.4**	ug/L	14.6	4.4	1		10/29/20 12:25	10061-02-6	
Surrogates									
4-Bromofluorobenzene (S)	98	%	70-130		1		10/29/20 12:25	460-00-4	
Dibromofluoromethane (S)	100	%	70-130		1		10/29/20 12:25	1868-53-7	
Toluene-d8 (S)	100	%	70-130		1		10/29/20 12:25	2037-26-5	

REPORT OF LABORATORY ANALYSIS

This report shall not be reproduced, except in full,
without the written consent of Pace Analytical Services, LLC.

Pace Analytical Services, LLC
1241 Bellevue Street - Suite 9
Green Bay, WI 54302
(920)469-2436

ANALYTICAL RESULTS

Project: A204242 MADISON KIPP CORP.
Pace Project No.: 40216871

Sample: MW-6S **Lab ID: 40216871007** Collected: 10/15/20 11:39 Received: 10/20/20 10:35 Matrix: Water

Parameters	Results	Units	LOQ	LOD	DF	Prepared	Analyzed	CAS No.	Qual
8260 MSV	Analytical Method: EPA 8260 Pace Analytical Services - Green Bay								
1,1,1,2-Tetrachloroethane	**<0.27**	ug/L	1.0	0.27	1		10/29/20 12:44	630-20-6	
1,1,1-Trichloroethane	**<0.24**	ug/L	1.0	0.24	1		10/29/20 12:44	71-55-6	
1,1,2,2-Tetrachloroethane	**<0.28**	ug/L	1.0	0.28	1		10/29/20 12:44	79-34-5	
1,1,2-Trichloroethane	**<0.55**	ug/L	5.0	0.55	1		10/29/20 12:44	79-00-5	
1,1,2-Trichlorotrifluoroethane	**<0.54**	ug/L	5.0	0.54	1		10/29/20 12:44	76-13-1	
1,1-Dichloroethane	**<0.27**	ug/L	1.0	0.27	1		10/29/20 12:44	75-34-3	
1,1-Dichloroethene	**<0.24**	ug/L	1.0	0.24	1		10/29/20 12:44	75-35-4	
1,1-Dichloropropene	**<0.54**	ug/L	1.8	0.54	1		10/29/20 12:44	563-58-6	
1,2,3-Trichlorobenzene	**<2.2**	ug/L	7.4	2.2	1		10/29/20 12:44	87-61-6	
1,2,3-Trichloropropane	**<0.59**	ug/L	5.0	0.59	1		10/29/20 12:44	96-18-4	
1,2,4-Trichlorobenzene	**<0.95**	ug/L	5.0	0.95	1		10/29/20 12:44	120-82-1	
1,2,4-Trimethylbenzene	**<0.84**	ug/L	2.8	0.84	1		10/29/20 12:44	95-63-6	
1,2-Dibromo-3-chloropropane	**<1.8**	ug/L	5.9	1.8	1		10/29/20 12:44	96-12-8	
1,2-Dibromoethane (EDB)	**<0.83**	ug/L	2.8	0.83	1		10/29/20 12:44	106-93-4	
1,2-Dichlorobenzene	**<0.71**	ug/L	2.4	0.71	1		10/29/20 12:44	95-50-1	
1,2-Dichloroethane	**<0.28**	ug/L	1.0	0.28	1		10/29/20 12:44	107-06-2	
1,2-Dichloropropane	**<0.28**	ug/L	1.0	0.28	1		10/29/20 12:44	78-87-5	
1,3,5-Trimethylbenzene	**<0.87**	ug/L	2.9	0.87	1		10/29/20 12:44	108-67-8	
1,3-Dichlorobenzene	**<0.63**	ug/L	2.1	0.63	1		10/29/20 12:44	541-73-1	
1,3-Dichloropropane	**<0.83**	ug/L	2.8	0.83	1		10/29/20 12:44	142-28-9	
1,4-Dichlorobenzene	**<0.94**	ug/L	3.1	0.94	1		10/29/20 12:44	106-46-7	
2,2-Dichloropropane	**<2.3**	ug/L	7.6	2.3	1		10/29/20 12:44	594-20-7	
2-Butanone (MEK)	**<2.9**	ug/L	20.0	2.9	1		10/29/20 12:44	78-93-3	
2-Chlorotoluene	**<0.93**	ug/L	5.0	0.93	1		10/29/20 12:44	95-49-8	
2-Hexanone	**<5.2**	ug/L	17.4	5.2	1		10/29/20 12:44	591-78-6	
4-Chlorotoluene	**<0.76**	ug/L	2.5	0.76	1		10/29/20 12:44	106-43-4	
4-Methyl-2-pentanone (MIBK)	**<4.6**	ug/L	15.5	4.6	1		10/29/20 12:44	108-10-1	
Acetone	**<2.7**	ug/L	20.0	2.7	1		10/29/20 12:44	67-64-1	
Benzene	**<0.25**	ug/L	1.0	0.25	1		10/29/20 12:44	71-43-2	
Bromobenzene	**<0.24**	ug/L	1.0	0.24	1		10/29/20 12:44	108-86-1	
Bromochloromethane	**<0.36**	ug/L	5.0	0.36	1		10/29/20 12:44	74-97-5	
Bromodichloromethane	**<0.36**	ug/L	1.2	0.36	1		10/29/20 12:44	75-27-4	
Bromoform	**<4.0**	ug/L	13.2	4.0	1		10/29/20 12:44	75-25-2	
Bromomethane	**<0.97**	ug/L	5.0	0.97	1		10/29/20 12:44	74-83-9	
Carbon disulfide	**<0.45**	ug/L	1.5	0.45	1		10/29/20 12:44	75-15-0	
Carbon tetrachloride	**<1.1**	ug/L	3.6	1.1	1		10/29/20 12:44	56-23-5	
Chlorobenzene	**<0.71**	ug/L	2.4	0.71	1		10/29/20 12:44	108-90-7	
Chloroethane	**<1.3**	ug/L	5.0	1.3	1		10/29/20 12:44	75-00-3	
Chloroform	**<1.3**	ug/L	5.0	1.3	1		10/29/20 12:44	67-66-3	
Chloromethane	**<2.2**	ug/L	7.3	2.2	1		10/29/20 12:44	74-87-3	
Dibromochloromethane	**<2.6**	ug/L	8.7	2.6	1		10/29/20 12:44	124-48-1	
Dibromomethane	**<0.94**	ug/L	3.1	0.94	1		10/29/20 12:44	74-95-3	
Dichlorodifluoromethane	**<0.50**	ug/L	5.0	0.50	1		10/29/20 12:44	75-71-8	
Diisopropyl ether	**<1.9**	ug/L	6.3	1.9	1		10/29/20 12:44	108-20-3	
Ethylbenzene	**<0.32**	ug/L	1.1	0.32	1		10/29/20 12:44	100-41-4	

REPORT OF LABORATORY ANALYSIS

This report shall not be reproduced, except in full,
without the written consent of Pace Analytical Services, LLC.

Pace Analytical Services, LLC
1241 Bellevue Street - Suite 9
Green Bay, WI 54302
(920)469-2436

ANALYTICAL RESULTS

Project: A204242 MADISON KIPP CORP.
Pace Project No.: 40216871

Sample: MW-6S **Lab ID: 40216871007** Collected: 10/15/20 11:39 Received: 10/20/20 10:35 Matrix: Water

Parameters	Results	Units	LOQ	LOD	DF	Prepared	Analyzed	CAS No.	Qual
8260 MSV	Analytical Method: EPA 8260								
	Pace Analytical Services - Green Bay								
Hexachloro-1,3-butadiene	**<1.5**	ug/L	4.9	1.5	1		10/29/20 12:44	87-68-3	
Isopropylbenzene (Cumene)	**<1.7**	ug/L	5.6	1.7	1		10/29/20 12:44	98-82-8	
Methyl-tert-butyl ether	**<1.2**	ug/L	4.2	1.2	1		10/29/20 12:44	1634-04-4	
Methylene Chloride	**<0.58**	ug/L	5.0	0.58	1		10/29/20 12:44	75-09-2	
Naphthalene	**<1.2**	ug/L	5.0	1.2	1		10/29/20 12:44	91-20-3	
Styrene	**<3.0**	ug/L	10.0	3.0	1		10/29/20 12:44	100-42-5	
Tetrachloroethene	**<0.33**	ug/L	1.1	0.33	1		10/29/20 12:44	127-18-4	
Tetrahydrofuran	**<2.3**	ug/L	20.0	2.3	1		10/29/20 12:44	109-99-9	
Toluene	**<0.27**	ug/L	1.0	0.27	1		10/29/20 12:44	108-88-3	
Trichloroethene	**<0.26**	ug/L	1.0	0.26	1		10/29/20 12:44	79-01-6	
Trichlorofluoromethane	**<0.21**	ug/L	1.0	0.21	1		10/29/20 12:44	75-69-4	
Vinyl chloride	**<0.17**	ug/L	1.0	0.17	1		10/29/20 12:44	75-01-4	
Xylene (Total)	**<1.5**	ug/L	3.0	1.5	1		10/29/20 12:44	1330-20-7	
cis-1,2-Dichloroethene	**<0.27**	ug/L	1.0	0.27	1		10/29/20 12:44	156-59-2	
cis-1,3-Dichloropropene	**<3.6**	ug/L	12.1	3.6	1		10/29/20 12:44	10061-01-5	
m&p-Xylene	**<0.47**	ug/L	2.0	0.47	1		10/29/20 12:44	179601-23-1	
n-Butylbenzene	**<0.71**	ug/L	2.4	0.71	1		10/29/20 12:44	104-51-8	
n-Hexane	**<1.7**	ug/L	5.7	1.7	1		10/29/20 12:44	110-54-3	
n-Propylbenzene	**<0.81**	ug/L	5.0	0.81	1		10/29/20 12:44	103-65-1	
o-Xylene	**<0.26**	ug/L	1.0	0.26	1		10/29/20 12:44	95-47-6	
p-Isopropyltoluene	**<0.80**	ug/L	2.7	0.80	1		10/29/20 12:44	99-87-6	
sec-Butylbenzene	**<0.85**	ug/L	5.0	0.85	1		10/29/20 12:44	135-98-8	
tert-Butylbenzene	**<0.30**	ug/L	1.0	0.30	1		10/29/20 12:44	98-06-6	
trans-1,2-Dichloroethene	**<0.46**	ug/L	1.5	0.46	1		10/29/20 12:44	156-60-5	
trans-1,3-Dichloropropene	**<4.4**	ug/L	14.6	4.4	1		10/29/20 12:44	10061-02-6	
Surrogates									
4-Bromofluorobenzene (S)	95	%	70-130		1		10/29/20 12:44	460-00-4	
Dibromofluoromethane (S)	99	%	70-130		1		10/29/20 12:44	1868-53-7	
Toluene-d8 (S)	100	%	70-130		1		10/29/20 12:44	2037-26-5	
2540C Total Dissolved Solids	Analytical Method: SM 2540C								
	Pace Analytical Services - Green Bay								
Total Dissolved Solids	**6610**	mg/L	40.0	17.3	1		10/21/20 18:49		
2540D Total Suspended Solids	Analytical Method: SM 2540D								
	Pace Analytical Services - Green Bay								
Total Suspended Solids	**3.6**	mg/L	2.0	0.95	1		10/21/20 06:17		

REPORT OF LABORATORY ANALYSIS

This report shall not be reproduced, except in full,
without the written consent of Pace Analytical Services, LLC.

Pace Analytical Services, LLC
1241 Bellevue Street - Suite 9
Green Bay, WI 54302
(920)469-2436

ANALYTICAL RESULTS

Project: A204242 MADISON KIPP CORP.
Pace Project No.: 40216871

Sample: MW-6D **Lab ID: 40216871008** Collected: 10/15/20 12:25 Received: 10/20/20 10:35 Matrix: Water

Parameters	Results	Units	LOQ	LOD	DF	Prepared	Analyzed	CAS No.	Qual
8260 MSV	Analytical Method: EPA 8260 Pace Analytical Services - Green Bay								
1,1,1,2-Tetrachloroethane	**<2.7**	ug/L	10.0	2.7	10		10/27/20 15:15	630-20-6	
1,1,1-Trichloroethane	**<2.4**	ug/L	10.0	2.4	10		10/27/20 15:15	71-55-6	
1,1,2,2-Tetrachloroethane	**<2.8**	ug/L	10.0	2.8	10		10/27/20 15:15	79-34-5	
1,1,2-Trichloroethane	**<5.5**	ug/L	50.0	5.5	10		10/27/20 15:15	79-00-5	
1,1,2-Trichlorotrifluoroethane	**<5.4**	ug/L	50.0	5.4	10		10/27/20 15:15	76-13-1	
1,1-Dichloroethane	**<2.7**	ug/L	10.0	2.7	10		10/27/20 15:15	75-34-3	
1,1-Dichloroethene	**<2.4**	ug/L	10.0	2.4	10		10/27/20 15:15	75-35-4	
1,1-Dichloropropene	**<5.4**	ug/L	18.0	5.4	10		10/27/20 15:15	563-58-6	
1,2,3-Trichlorobenzene	**<22.1**	ug/L	73.7	22.1	10		10/27/20 15:15	87-61-6	
1,2,3-Trichloropropane	**<5.9**	ug/L	50.0	5.9	10		10/27/20 15:15	96-18-4	
1,2,4-Trichlorobenzene	**<9.5**	ug/L	50.0	9.5	10		10/27/20 15:15	120-82-1	
1,2,4-Trimethylbenzene	**35.8**	ug/L	28.0	8.4	10		10/27/20 15:15	95-63-6	
1,2-Dibromo-3-chloropropane	**<17.6**	ug/L	58.8	17.6	10		10/27/20 15:15	96-12-8	
1,2-Dibromoethane (EDB)	**<8.3**	ug/L	27.6	8.3	10		10/27/20 15:15	106-93-4	
1,2-Dichlorobenzene	**<7.1**	ug/L	23.5	7.1	10		10/27/20 15:15	95-50-1	
1,2-Dichloroethane	**<2.8**	ug/L	10.0	2.8	10		10/27/20 15:15	107-06-2	
1,2-Dichloropropane	**<2.8**	ug/L	10.0	2.8	10		10/27/20 15:15	78-87-5	
1,3,5-Trimethylbenzene	**<8.7**	ug/L	29.1	8.7	10		10/27/20 15:15	108-67-8	
1,3-Dichlorobenzene	**<6.3**	ug/L	20.9	6.3	10		10/27/20 15:15	541-73-1	
1,3-Dichloropropane	**<8.3**	ug/L	27.5	8.3	10		10/27/20 15:15	142-28-9	
1,4-Dichlorobenzene	**<9.4**	ug/L	31.5	9.4	10		10/27/20 15:15	106-46-7	
2,2-Dichloropropane	**<22.7**	ug/L	75.5	22.7	10		10/27/20 15:15	594-20-7	
2-Butanone (MEK)	**<29.4**	ug/L	200	29.4	10		10/27/20 15:15	78-93-3	
2-Chlorotoluene	**<9.3**	ug/L	50.0	9.3	10		10/27/20 15:15	95-49-8	
2-Hexanone	**<52.1**	ug/L	174	52.1	10		10/27/20 15:15	591-78-6	
4-Chlorotoluene	**<7.6**	ug/L	25.2	7.6	10		10/27/20 15:15	106-43-4	
4-Methyl-2-pentanone (MIBK)	**<46.4**	ug/L	155	46.4	10		10/27/20 15:15	108-10-1	
Acetone	**74.3J**	ug/L	200	27.4	10		10/27/20 15:15	67-64-1	
Benzene	**632**	ug/L	10.0	2.5	10		10/27/20 15:15	71-43-2	
Bromobenzene	**<2.4**	ug/L	10.0	2.4	10		10/27/20 15:15	108-86-1	
Bromochloromethane	**<3.6**	ug/L	50.0	3.6	10		10/27/20 15:15	74-97-5	
Bromodichloromethane	**<3.6**	ug/L	12.1	3.6	10		10/27/20 15:15	75-27-4	
Bromoform	**<39.7**	ug/L	132	39.7	10		10/27/20 15:15	75-25-2	
Bromomethane	**<9.7**	ug/L	50.0	9.7	10		10/27/20 15:15	74-83-9	
Carbon disulfide	**<4.5**	ug/L	15.0	4.5	10		10/27/20 15:15	75-15-0	
Carbon tetrachloride	**<10.8**	ug/L	35.9	10.8	10		10/27/20 15:15	56-23-5	
Chlorobenzene	**<7.1**	ug/L	23.7	7.1	10		10/27/20 15:15	108-90-7	
Chloroethane	**<13.4**	ug/L	50.0	13.4	10		10/27/20 15:15	75-00-3	
Chloroform	**<12.7**	ug/L	50.0	12.7	10		10/27/20 15:15	67-66-3	
Chloromethane	**<21.9**	ug/L	73.0	21.9	10		10/27/20 15:15	74-87-3	
Dibromochloromethane	**<26.0**	ug/L	86.7	26.0	10		10/27/20 15:15	124-48-1	
Dibromomethane	**<9.4**	ug/L	31.2	9.4	10		10/27/20 15:15	74-95-3	
Dichlorodifluoromethane	**<5.0**	ug/L	50.0	5.0	10		10/27/20 15:15	75-71-8	
Diisopropyl ether	**<18.9**	ug/L	62.9	18.9	10		10/27/20 15:15	108-20-3	
Ethylbenzene	**8.0J**	ug/L	10.6	3.2	10		10/27/20 15:15	100-41-4	

REPORT OF LABORATORY ANALYSIS

This report shall not be reproduced, except in full,
without the written consent of Pace Analytical Services, LLC.

Pace Analytical Services, LLC
1241 Bellevue Street - Suite 9
Green Bay, WI 54302
(920)469-2436

ANALYTICAL RESULTS

Project: A204242 MADISON KIPP CORP.
Pace Project No.: 40216871

Sample: MW-6D **Lab ID: 40216871008** Collected: 10/15/20 12:25 Received: 10/20/20 10:35 Matrix: Water

Parameters	Results	Units	LOQ	LOD	DF	Prepared	Analyzed	CAS No.	Qual
8260 MSV	Analytical Method: EPA 8260 Pace Analytical Services - Green Bay								
Hexachloro-1,3-butadiene	**<14.6**	ug/L	48.8	14.6	10		10/27/20 15:15	87-68-3	
Isopropylbenzene (Cumene)	**20.4J**	ug/L	56.2	16.9	10		10/27/20 15:15	98-82-8	
Methyl-tert-butyl ether	**<12.5**	ug/L	41.5	12.5	10		10/27/20 15:15	1634-04-4	
Methylene Chloride	**<5.8**	ug/L	50.0	5.8	10		10/27/20 15:15	75-09-2	
Naphthalene	**<11.8**	ug/L	50.0	11.8	10		10/27/20 15:15	91-20-3	
Styrene	**<30.1**	ug/L	100	30.1	10		10/27/20 15:15	100-42-5	
Tetrachloroethene	**<3.3**	ug/L	10.9	3.3	10		10/27/20 15:15	127-18-4	
Tetrahydrofuran	**<23.2**	ug/L	200	23.2	10		10/27/20 15:15	109-99-9	
Toluene	**38.0**	ug/L	10.0	2.7	10		10/27/20 15:15	108-88-3	
Trichloroethene	**9.0J**	ug/L	10.0	2.6	10		10/27/20 15:15	79-01-6	
Trichlorofluoromethane	**<2.1**	ug/L	10.0	2.1	10		10/27/20 15:15	75-69-4	
Vinyl chloride	**<1.7**	ug/L	10.0	1.7	10		10/27/20 15:15	75-01-4	
Xylene (Total)	**<15.0**	ug/L	30.0	15.0	10		10/27/20 15:15	1330-20-7	
cis-1,2-Dichloroethene	**7.8J**	ug/L	10.0	2.7	10		10/27/20 15:15	156-59-2	
cis-1,3-Dichloropropene	**<36.3**	ug/L	121	36.3	10		10/27/20 15:15	10061-01-5	
m&p-Xylene	**8.8J**	ug/L	20.0	4.7	10		10/27/20 15:15	179601-23-1	
n-Butylbenzene	**<7.1**	ug/L	23.6	7.1	10		10/27/20 15:15	104-51-8	
n-Hexane	**<17.1**	ug/L	57.0	17.1	10		10/27/20 15:15	110-54-3	
n-Propylbenzene	**10.9J**	ug/L	50.0	8.1	10		10/27/20 15:15	103-65-1	
o-Xylene	**<2.6**	ug/L	10.0	2.6	10		10/27/20 15:15	95-47-6	
p-Isopropyltoluene	**<8.0**	ug/L	26.7	8.0	10		10/27/20 15:15	99-87-6	
sec-Butylbenzene	**<8.5**	ug/L	50.0	8.5	10		10/27/20 15:15	135-98-8	
tert-Butylbenzene	**<3.0**	ug/L	10.1	3.0	10		10/27/20 15:15	98-06-6	
trans-1,2-Dichloroethene	**5.2J**	ug/L	15.5	4.6	10		10/27/20 15:15	156-60-5	
trans-1,3-Dichloropropene	**<43.7**	ug/L	146	43.7	10		10/27/20 15:15	10061-02-6	
Surrogates									
4-Bromofluorobenzene (S)	98	%	70-130		10		10/27/20 15:15	460-00-4	
Dibromofluoromethane (S)	100	%	70-130		10		10/27/20 15:15	1868-53-7	
Toluene-d8 (S)	101	%	70-130		10		10/27/20 15:15	2037-26-5	

REPORT OF LABORATORY ANALYSIS

This report shall not be reproduced, except in full,
without the written consent of Pace Analytical Services, LLC.

Pace Analytical Services, LLC
1241 Bellevue Street - Suite 9
Green Bay, WI 54302
(920)469-2436

ANALYTICAL RESULTS

Project: A204242 MADISON KIPP CORP.
Pace Project No.: 40216871

Sample: MW-11S **Lab ID: 40216871009** Collected: 10/15/20 13:33 Received: 10/20/20 10:35 Matrix: Water

Parameters	Results	Units	LOQ	LOD	DF	Prepared	Analyzed	CAS No.	Qual
2540C Total Dissolved Solids	Analytical Method: SM 2540C Pace Analytical Services - Green Bay								
Total Dissolved Solids	**1010**	mg/L	20.0	8.7	1		10/21/20 18:49		
2540D Total Suspended Solids	Analytical Method: SM 2540D Pace Analytical Services - Green Bay								
Total Suspended Solids	**1.0J**	mg/L	2.0	0.95	1		10/21/20 06:17		

REPORT OF LABORATORY ANALYSIS

This report shall not be reproduced, except in full,
without the written consent of Pace Analytical Services, LLC.

Pace Analytical Services, LLC
1241 Bellevue Street - Suite 9
Green Bay, WI 54302
(920)469-2436

ANALYTICAL RESULTS

Project: A204242 MADISON KIPP CORP.
Pace Project No.: 40216871

Sample: MW-17 **Lab ID: 40216871010** Collected: 10/15/20 10:39 Received: 10/20/20 10:35 Matrix: Water

Parameters	Results	Units	LOQ	LOD	DF	Prepared	Analyzed	CAS No.	Qual
8260 MSV	Analytical Method: EPA 8260 Pace Analytical Services - Green Bay								
1,1,1,2-Tetrachloroethane	**<0.27**	ug/L	1.0	0.27	1		10/28/20 08:33	630-20-6	
1,1,1-Trichloroethane	**<0.24**	ug/L	1.0	0.24	1		10/28/20 08:33	71-55-6	
1,1,2,2-Tetrachloroethane	**<0.28**	ug/L	1.0	0.28	1		10/28/20 08:33	79-34-5	
1,1,2-Trichloroethane	**<0.55**	ug/L	5.0	0.55	1		10/28/20 08:33	79-00-5	
1,1,2-Trichlorotrifluoroethane	**<0.54**	ug/L	5.0	0.54	1		10/28/20 08:33	76-13-1	
1,1-Dichloroethane	**<0.27**	ug/L	1.0	0.27	1		10/28/20 08:33	75-34-3	
1,1-Dichloroethene	**<0.24**	ug/L	1.0	0.24	1		10/28/20 08:33	75-35-4	
1,1-Dichloropropene	**<0.54**	ug/L	1.8	0.54	1		10/28/20 08:33	563-58-6	
1,2,3-Trichlorobenzene	**<2.2**	ug/L	7.4	2.2	1		10/28/20 08:33	87-61-6	
1,2,3-Trichloropropane	**<0.59**	ug/L	5.0	0.59	1		10/28/20 08:33	96-18-4	
1,2,4-Trichlorobenzene	**<0.95**	ug/L	5.0	0.95	1		10/28/20 08:33	120-82-1	
1,2,4-Trimethylbenzene	**<0.84**	ug/L	2.8	0.84	1		10/28/20 08:33	95-63-6	
1,2-Dibromo-3-chloropropane	**<1.8**	ug/L	5.9	1.8	1		10/28/20 08:33	96-12-8	
1,2-Dibromoethane (EDB)	**<0.83**	ug/L	2.8	0.83	1		10/28/20 08:33	106-93-4	
1,2-Dichlorobenzene	**<0.71**	ug/L	2.4	0.71	1		10/28/20 08:33	95-50-1	
1,2-Dichloroethane	**<0.28**	ug/L	1.0	0.28	1		10/28/20 08:33	107-06-2	
1,2-Dichloropropane	**<0.28**	ug/L	1.0	0.28	1		10/28/20 08:33	78-87-5	
1,3,5-Trimethylbenzene	**<0.87**	ug/L	2.9	0.87	1		10/28/20 08:33	108-67-8	
1,3-Dichlorobenzene	**<0.63**	ug/L	2.1	0.63	1		10/28/20 08:33	541-73-1	
1,3-Dichloropropane	**<0.83**	ug/L	2.8	0.83	1		10/28/20 08:33	142-28-9	
1,4-Dichlorobenzene	**<0.94**	ug/L	3.1	0.94	1		10/28/20 08:33	106-46-7	
2,2-Dichloropropane	**<2.3**	ug/L	7.6	2.3	1		10/28/20 08:33	594-20-7	
2-Butanone (MEK)	**<2.9**	ug/L	20.0	2.9	1		10/28/20 08:33	78-93-3	
2-Chlorotoluene	**<0.93**	ug/L	5.0	0.93	1		10/28/20 08:33	95-49-8	
2-Hexanone	**<5.2**	ug/L	17.4	5.2	1		10/28/20 08:33	591-78-6	
4-Chlorotoluene	**<0.76**	ug/L	2.5	0.76	1		10/28/20 08:33	106-43-4	
4-Methyl-2-pentanone (MIBK)	**<4.6**	ug/L	15.5	4.6	1		10/28/20 08:33	108-10-1	
Acetone	**<2.7**	ug/L	20.0	2.7	1		10/28/20 08:33	67-64-1	
Benzene	**<0.25**	ug/L	1.0	0.25	1		10/28/20 08:33	71-43-2	
Bromobenzene	**<0.24**	ug/L	1.0	0.24	1		10/28/20 08:33	108-86-1	
Bromochloromethane	**<0.36**	ug/L	5.0	0.36	1		10/28/20 08:33	74-97-5	
Bromodichloromethane	**<0.36**	ug/L	1.2	0.36	1		10/28/20 08:33	75-27-4	
Bromoform	**<4.0**	ug/L	13.2	4.0	1		10/28/20 08:33	75-25-2	
Bromomethane	**<0.97**	ug/L	5.0	0.97	1		10/28/20 08:33	74-83-9	
Carbon disulfide	**<0.45**	ug/L	1.5	0.45	1		10/28/20 08:33	75-15-0	
Carbon tetrachloride	**1.2J**	ug/L	3.6	1.1	1		10/28/20 08:33	56-23-5	
Chlorobenzene	**<0.71**	ug/L	2.4	0.71	1		10/28/20 08:33	108-90-7	
Chloroethane	**<1.3**	ug/L	5.0	1.3	1		10/28/20 08:33	75-00-3	
Chloroform	**1.7J**	ug/L	5.0	1.3	1		10/28/20 08:33	67-66-3	
Chloromethane	**<2.2**	ug/L	7.3	2.2	1		10/28/20 08:33	74-87-3	
Dibromochloromethane	**<2.6**	ug/L	8.7	2.6	1		10/28/20 08:33	124-48-1	
Dibromomethane	**<0.94**	ug/L	3.1	0.94	1		10/28/20 08:33	74-95-3	
Dichlorodifluoromethane	**<0.50**	ug/L	5.0	0.50	1		10/28/20 08:33	75-71-8	
Diisopropyl ether	**<1.9**	ug/L	6.3	1.9	1		10/28/20 08:33	108-20-3	
Ethylbenzene	**<0.32**	ug/L	1.1	0.32	1		10/28/20 08:33	100-41-4	

REPORT OF LABORATORY ANALYSIS

This report shall not be reproduced, except in full,
without the written consent of Pace Analytical Services, LLC.

Pace Analytical Services, LLC
1241 Bellevue Street - Suite 9
Green Bay, WI 54302
(920)469-2436

ANALYTICAL RESULTS

Project: A204242 MADISON KIPP CORP.
Pace Project No.: 40216871

Sample: MW-17 **Lab ID: 40216871010** Collected: 10/15/20 10:39 Received: 10/20/20 10:35 Matrix: Water

Parameters	Results	Units	LOQ	LOD	DF	Prepared	Analyzed	CAS No.	Qual
8260 MSV	Analytical Method: EPA 8260 Pace Analytical Services - Green Bay								
Hexachloro-1,3-butadiene	**<1.5**	ug/L	4.9	1.5	1		10/28/20 08:33	87-68-3	
Isopropylbenzene (Cumene)	**<1.7**	ug/L	5.6	1.7	1		10/28/20 08:33	98-82-8	
Methyl-tert-butyl ether	**<1.2**	ug/L	4.2	1.2	1		10/28/20 08:33	1634-04-4	
Methylene Chloride	**<0.58**	ug/L	5.0	0.58	1		10/28/20 08:33	75-09-2	
Naphthalene	**<1.2**	ug/L	5.0	1.2	1		10/28/20 08:33	91-20-3	
Styrene	**<3.0**	ug/L	10.0	3.0	1		10/28/20 08:33	100-42-5	
Tetrachloroethene	**696**	ug/L	10.9	3.3	10		10/28/20 09:41	127-18-4	
Tetrahydrofuran	**<2.3**	ug/L	20.0	2.3	1		10/28/20 08:33	109-99-9	
Toluene	**<0.27**	ug/L	1.0	0.27	1		10/28/20 08:33	108-88-3	
Trichloroethene	**44.9**	ug/L	1.0	0.26	1		10/28/20 08:33	79-01-6	
Trichlorofluoromethane	**<0.21**	ug/L	1.0	0.21	1		10/28/20 08:33	75-69-4	
Vinyl chloride	**<0.17**	ug/L	1.0	0.17	1		10/28/20 08:33	75-01-4	
Xylene (Total)	**<1.5**	ug/L	3.0	1.5	1		10/28/20 08:33	1330-20-7	
cis-1,2-Dichloroethene	**2.7**	ug/L	1.0	0.27	1		10/28/20 08:33	156-59-2	
cis-1,3-Dichloropropene	**<3.6**	ug/L	12.1	3.6	1		10/28/20 08:33	10061-01-5	
m&p-Xylene	**<0.47**	ug/L	2.0	0.47	1		10/28/20 08:33	179601-23-1	
n-Butylbenzene	**<0.71**	ug/L	2.4	0.71	1		10/28/20 08:33	104-51-8	
n-Hexane	**<1.7**	ug/L	5.7	1.7	1		10/28/20 08:33	110-54-3	
n-Propylbenzene	**<0.81**	ug/L	5.0	0.81	1		10/28/20 08:33	103-65-1	
o-Xylene	**<0.26**	ug/L	1.0	0.26	1		10/28/20 08:33	95-47-6	
p-Isopropyltoluene	**<0.80**	ug/L	2.7	0.80	1		10/28/20 08:33	99-87-6	
sec-Butylbenzene	**<0.85**	ug/L	5.0	0.85	1		10/28/20 08:33	135-98-8	
tert-Butylbenzene	**<0.30**	ug/L	1.0	0.30	1		10/28/20 08:33	98-06-6	
trans-1,2-Dichloroethene	**0.63J**	ug/L	1.5	0.46	1		10/28/20 08:33	156-60-5	
trans-1,3-Dichloropropene	**<4.4**	ug/L	14.6	4.4	1		10/28/20 08:33	10061-02-6	
Surrogates									
4-Bromofluorobenzene (S)	96	%	70-130		1		10/28/20 08:33	460-00-4	
Dibromofluoromethane (S)	101	%	70-130		1		10/28/20 08:33	1868-53-7	
Toluene-d8 (S)	97	%	70-130		1		10/28/20 08:33	2037-26-5	

REPORT OF LABORATORY ANALYSIS

This report shall not be reproduced, except in full,
without the written consent of Pace Analytical Services, LLC.

Pace Analytical Services, LLC
1241 Bellevue Street - Suite 9
Green Bay, WI 54302
(920)469-2436

ANALYTICAL RESULTS

Project: A204242 MADISON KIPP CORP.
Pace Project No.: 40216871

Sample: MW-29S **Lab ID: 40216871011** Collected: 10/15/20 15:45 Received: 10/20/20 10:35 Matrix: Water

Parameters	Results	Units	LOQ	LOD	DF	Prepared	Analyzed	CAS No.	Qual
2540C Total Dissolved Solids	Analytical Method: SM 2540C Pace Analytical Services - Green Bay								
Total Dissolved Solids	**706**	mg/L	20.0	8.7	1		10/21/20 18:50		
2540D Total Suspended Solids	Analytical Method: SM 2540D Pace Analytical Services - Green Bay								
Total Suspended Solids	**2.2**	mg/L	2.0	0.95	1		10/21/20 06:17		

REPORT OF LABORATORY ANALYSIS

This report shall not be reproduced, except in full,
without the written consent of Pace Analytical Services, LLC.

Pace Analytical Services, LLC
1241 Bellevue Street - Suite 9
Green Bay, WI 54302
(920)469-2436

ANALYTICAL RESULTS

Project: A204242 MADISON KIPP CORP.
Pace Project No.: 40216871

Sample: MW-29D **Lab ID: 40216871012** Collected: 10/15/20 16:13 Received: 10/20/20 10:35 Matrix: Water

Parameters	Results	Units	LOQ	LOD	DF	Prepared	Analyzed	CAS No.	Qual
2540C Total Dissolved Solids	Analytical Method: SM 2540C Pace Analytical Services - Green Bay								
Total Dissolved Solids	**824**	mg/L	20.0	8.7	1		10/21/20 18:50		
2540D Total Suspended Solids	Analytical Method: SM 2540D Pace Analytical Services - Green Bay								
Total Suspended Solids	**1.6J**	mg/L	2.0	0.95	1		10/21/20 06:17		

REPORT OF LABORATORY ANALYSIS

This report shall not be reproduced, except in full,
without the written consent of Pace Analytical Services, LLC.

Pace Analytical Services, LLC
1241 Bellevue Street - Suite 9
Green Bay, WI 54302
(920)469-2436

ANALYTICAL RESULTS

Project: A204242 MADISON KIPP CORP.
Pace Project No.: 40216871

Sample: DUP-01 **Lab ID: 40216871013** Collected: 10/15/20 00:00 Received: 10/20/20 10:35 Matrix: Water

Parameters	Results	Units	LOQ	LOD	DF	Prepared	Analyzed	CAS No.	Qual
8260 MSV	Analytical Method: EPA 8260 Pace Analytical Services - Green Bay								
1,1,1,2-Tetrachloroethane	**<2.7**	ug/L	10.0	2.7	10		10/27/20 15:37	630-20-6	
1,1,1-Trichloroethane	**<2.4**	ug/L	10.0	2.4	10		10/27/20 15:37	71-55-6	
1,1,2,2-Tetrachloroethane	**<2.8**	ug/L	10.0	2.8	10		10/27/20 15:37	79-34-5	
1,1,2-Trichloroethane	**<5.5**	ug/L	50.0	5.5	10		10/27/20 15:37	79-00-5	
1,1,2-Trichlorotrifluoroethane	**<5.4**	ug/L	50.0	5.4	10		10/27/20 15:37	76-13-1	
1,1-Dichloroethane	**<2.7**	ug/L	10.0	2.7	10		10/27/20 15:37	75-34-3	
1,1-Dichloroethene	**<2.4**	ug/L	10.0	2.4	10		10/27/20 15:37	75-35-4	
1,1-Dichloropropene	**<5.4**	ug/L	18.0	5.4	10		10/27/20 15:37	563-58-6	
1,2,3-Trichlorobenzene	**<22.1**	ug/L	73.7	22.1	10		10/27/20 15:37	87-61-6	
1,2,3-Trichloropropane	**<5.9**	ug/L	50.0	5.9	10		10/27/20 15:37	96-18-4	
1,2,4-Trichlorobenzene	**<9.5**	ug/L	50.0	9.5	10		10/27/20 15:37	120-82-1	
1,2,4-Trimethylbenzene	**36.5**	ug/L	28.0	8.4	10		10/27/20 15:37	95-63-6	
1,2-Dibromo-3-chloropropane	**<17.6**	ug/L	58.8	17.6	10		10/27/20 15:37	96-12-8	
1,2-Dibromoethane (EDB)	**<8.3**	ug/L	27.6	8.3	10		10/27/20 15:37	106-93-4	
1,2-Dichlorobenzene	**<7.1**	ug/L	23.5	7.1	10		10/27/20 15:37	95-50-1	
1,2-Dichloroethane	**<2.8**	ug/L	10.0	2.8	10		10/27/20 15:37	107-06-2	
1,2-Dichloropropane	**<2.8**	ug/L	10.0	2.8	10		10/27/20 15:37	78-87-5	
1,3,5-Trimethylbenzene	**<8.7**	ug/L	29.1	8.7	10		10/27/20 15:37	108-67-8	
1,3-Dichlorobenzene	**<6.3**	ug/L	20.9	6.3	10		10/27/20 15:37	541-73-1	
1,3-Dichloropropane	**<8.3**	ug/L	27.5	8.3	10		10/27/20 15:37	142-28-9	
1,4-Dichlorobenzene	**<9.4**	ug/L	31.5	9.4	10		10/27/20 15:37	106-46-7	
2,2-Dichloropropane	**<22.7**	ug/L	75.5	22.7	10		10/27/20 15:37	594-20-7	
2-Butanone (MEK)	**<29.4**	ug/L	200	29.4	10		10/27/20 15:37	78-93-3	
2-Chlorotoluene	**<9.3**	ug/L	50.0	9.3	10		10/27/20 15:37	95-49-8	
2-Hexanone	**<52.1**	ug/L	174	52.1	10		10/27/20 15:37	591-78-6	
4-Chlorotoluene	**<7.6**	ug/L	25.2	7.6	10		10/27/20 15:37	106-43-4	
4-Methyl-2-pentanone (MIBK)	**<46.4**	ug/L	155	46.4	10		10/27/20 15:37	108-10-1	
Acetone	**<27.4**	ug/L	200	27.4	10		10/27/20 15:37	67-64-1	
Benzene	**641**	ug/L	10.0	2.5	10		10/27/20 15:37	71-43-2	
Bromobenzene	**<2.4**	ug/L	10.0	2.4	10		10/27/20 15:37	108-86-1	
Bromochloromethane	**<3.6**	ug/L	50.0	3.6	10		10/27/20 15:37	74-97-5	
Bromodichloromethane	**<3.6**	ug/L	12.1	3.6	10		10/27/20 15:37	75-27-4	
Bromoform	**<39.7**	ug/L	132	39.7	10		10/27/20 15:37	75-25-2	
Bromomethane	**<9.7**	ug/L	50.0	9.7	10		10/27/20 15:37	74-83-9	
Carbon disulfide	**<4.5**	ug/L	15.0	4.5	10		10/27/20 15:37	75-15-0	
Carbon tetrachloride	**<10.8**	ug/L	35.9	10.8	10		10/27/20 15:37	56-23-5	
Chlorobenzene	**<7.1**	ug/L	23.7	7.1	10		10/27/20 15:37	108-90-7	
Chloroethane	**<13.4**	ug/L	50.0	13.4	10		10/27/20 15:37	75-00-3	
Chloroform	**<12.7**	ug/L	50.0	12.7	10		10/27/20 15:37	67-66-3	
Chloromethane	**<21.9**	ug/L	73.0	21.9	10		10/27/20 15:37	74-87-3	
Dibromochloromethane	**<26.0**	ug/L	86.7	26.0	10		10/27/20 15:37	124-48-1	
Dibromomethane	**<9.4**	ug/L	31.2	9.4	10		10/27/20 15:37	74-95-3	
Dichlorodifluoromethane	**<5.0**	ug/L	50.0	5.0	10		10/27/20 15:37	75-71-8	
Diisopropyl ether	**<18.9**	ug/L	62.9	18.9	10		10/27/20 15:37	108-20-3	
Ethylbenzene	**7.4J**	ug/L	10.6	3.2	10		10/27/20 15:37	100-41-4	

This report shall not be reproduced, except in full,
without the written consent of Pace Analytical Services, LLC.

Pace Analytical Services, LLC
1241 Bellevue Street - Suite 9
Green Bay, WI 54302
(920)469-2436

ANALYTICAL RESULTS

Project: A204242 MADISON KIPP CORP.
Pace Project No.: 40216871

Sample: DUP-01 **Lab ID: 40216871013** Collected: 10/15/20 00:00 Received: 10/20/20 10:35 Matrix: Water

Parameters	Results	Units	LOQ	LOD	DF	Prepared	Analyzed	CAS No.	Qual
8260 MSV	Analytical Method: EPA 8260 Pace Analytical Services - Green Bay								
Hexachloro-1,3-butadiene	**<14.6**	ug/L	48.8	14.6	10		10/27/20 15:37	87-68-3	
Isopropylbenzene (Cumene)	**20.9J**	ug/L	56.2	16.9	10		10/27/20 15:37	98-82-8	
Methyl-tert-butyl ether	**<12.5**	ug/L	41.5	12.5	10		10/27/20 15:37	1634-04-4	
Methylene Chloride	**<5.8**	ug/L	50.0	5.8	10		10/27/20 15:37	75-09-2	
Naphthalene	**<11.8**	ug/L	50.0	11.8	10		10/27/20 15:37	91-20-3	
Styrene	**<30.1**	ug/L	100	30.1	10		10/27/20 15:37	100-42-5	
Tetrachloroethene	**<3.3**	ug/L	10.9	3.3	10		10/27/20 15:37	127-18-4	
Tetrahydrofuran	**<23.2**	ug/L	200	23.2	10		10/27/20 15:37	109-99-9	
Toluene	**37.0**	ug/L	10.0	2.7	10		10/27/20 15:37	108-88-3	
Trichloroethene	**9.4J**	ug/L	10.0	2.6	10		10/27/20 15:37	79-01-6	
Trichlorofluoromethane	**<2.1**	ug/L	10.0	2.1	10		10/27/20 15:37	75-69-4	
Vinyl chloride	**<1.7**	ug/L	10.0	1.7	10		10/27/20 15:37	75-01-4	
Xylene (Total)	**<15.0**	ug/L	30.0	15.0	10		10/27/20 15:37	1330-20-7	
cis-1,2-Dichloroethene	**8.2J**	ug/L	10.0	2.7	10		10/27/20 15:37	156-59-2	
cis-1,3-Dichloropropene	**<36.3**	ug/L	121	36.3	10		10/27/20 15:37	10061-01-5	
m&p-Xylene	**7.7J**	ug/L	20.0	4.7	10		10/27/20 15:37	179601-23-1	
n-Butylbenzene	**<7.1**	ug/L	23.6	7.1	10		10/27/20 15:37	104-51-8	
n-Hexane	**<17.1**	ug/L	57.0	17.1	10		10/27/20 15:37	110-54-3	
n-Propylbenzene	**11.2J**	ug/L	50.0	8.1	10		10/27/20 15:37	103-65-1	
o-Xylene	**<2.6**	ug/L	10.0	2.6	10		10/27/20 15:37	95-47-6	
p-Isopropyltoluene	**<8.0**	ug/L	26.7	8.0	10		10/27/20 15:37	99-87-6	
sec-Butylbenzene	**<8.5**	ug/L	50.0	8.5	10		10/27/20 15:37	135-98-8	
tert-Butylbenzene	**<3.0**	ug/L	10.1	3.0	10		10/27/20 15:37	98-06-6	
trans-1,2-Dichloroethene	**5.3J**	ug/L	15.5	4.6	10		10/27/20 15:37	156-60-5	
trans-1,3-Dichloropropene	**<43.7**	ug/L	146	43.7	10		10/27/20 15:37	10061-02-6	
Surrogates									
4-Bromofluorobenzene (S)	100	%	70-130		10		10/27/20 15:37	460-00-4	
Dibromofluoromethane (S)	99	%	70-130		10		10/27/20 15:37	1868-53-7	
Toluene-d8 (S)	100	%	70-130		10		10/27/20 15:37	2037-26-5	

REPORT OF LABORATORY ANALYSIS

This report shall not be reproduced, except in full,
without the written consent of Pace Analytical Services, LLC.

Pace Analytical Services, LLC
1241 Bellevue Street - Suite 9
Green Bay, WI 54302
(920)469-2436

ANALYTICAL RESULTS

Project: A204242 MADISON KIPP CORP.
Pace Project No.: 40216871

Sample: DUP-02 **Lab ID: 40216871014** Collected: 10/16/20 00:00 Received: 10/20/20 10:35 Matrix: Water

Parameters	Results	Units	LOQ	LOD	DF	Prepared	Analyzed	CAS No.	Qual
8260 MSV	Analytical Method: EPA 8260 Pace Analytical Services - Green Bay								
1,1,1,2-Tetrachloroethane	**<0.27**	ug/L	1.0	0.27	1		10/28/20 08:56	630-20-6	
1,1,1-Trichloroethane	**<0.24**	ug/L	1.0	0.24	1		10/28/20 08:56	71-55-6	
1,1,2,2-Tetrachloroethane	**<0.28**	ug/L	1.0	0.28	1		10/28/20 08:56	79-34-5	
1,1,2-Trichloroethane	**<0.55**	ug/L	5.0	0.55	1		10/28/20 08:56	79-00-5	
1,1,2-Trichlorotrifluoroethane	**<0.54**	ug/L	5.0	0.54	1		10/28/20 08:56	76-13-1	
1,1-Dichloroethane	**<0.27**	ug/L	1.0	0.27	1		10/28/20 08:56	75-34-3	
1,1-Dichloroethene	**<0.24**	ug/L	1.0	0.24	1		10/28/20 08:56	75-35-4	
1,1-Dichloropropene	**<0.54**	ug/L	1.8	0.54	1		10/28/20 08:56	563-58-6	
1,2,3-Trichlorobenzene	**<2.2**	ug/L	7.4	2.2	1		10/28/20 08:56	87-61-6	
1,2,3-Trichloropropane	**<0.59**	ug/L	5.0	0.59	1		10/28/20 08:56	96-18-4	
1,2,4-Trichlorobenzene	**<0.95**	ug/L	5.0	0.95	1		10/28/20 08:56	120-82-1	
1,2,4-Trimethylbenzene	**<0.84**	ug/L	2.8	0.84	1		10/28/20 08:56	95-63-6	
1,2-Dibromo-3-chloropropane	**<1.8**	ug/L	5.9	1.8	1		10/28/20 08:56	96-12-8	
1,2-Dibromoethane (EDB)	**<0.83**	ug/L	2.8	0.83	1		10/28/20 08:56	106-93-4	
1,2-Dichlorobenzene	**<0.71**	ug/L	2.4	0.71	1		10/28/20 08:56	95-50-1	
1,2-Dichloroethane	**<0.28**	ug/L	1.0	0.28	1		10/28/20 08:56	107-06-2	
1,2-Dichloropropane	**<0.28**	ug/L	1.0	0.28	1		10/28/20 08:56	78-87-5	
1,3,5-Trimethylbenzene	**<0.87**	ug/L	2.9	0.87	1		10/28/20 08:56	108-67-8	
1,3-Dichlorobenzene	**<0.63**	ug/L	2.1	0.63	1		10/28/20 08:56	541-73-1	
1,3-Dichloropropane	**<0.83**	ug/L	2.8	0.83	1		10/28/20 08:56	142-28-9	
1,4-Dichlorobenzene	**<0.94**	ug/L	3.1	0.94	1		10/28/20 08:56	106-46-7	
2,2-Dichloropropane	**<2.3**	ug/L	7.6	2.3	1		10/28/20 08:56	594-20-7	
2-Butanone (MEK)	**<2.9**	ug/L	20.0	2.9	1		10/28/20 08:56	78-93-3	
2-Chlorotoluene	**<0.93**	ug/L	5.0	0.93	1		10/28/20 08:56	95-49-8	
2-Hexanone	**<5.2**	ug/L	17.4	5.2	1		10/28/20 08:56	591-78-6	
4-Chlorotoluene	**<0.76**	ug/L	2.5	0.76	1		10/28/20 08:56	106-43-4	
4-Methyl-2-pentanone (MIBK)	**<4.6**	ug/L	15.5	4.6	1		10/28/20 08:56	108-10-1	
Acetone	**<2.7**	ug/L	20.0	2.7	1		10/28/20 08:56	67-64-1	
Benzene	**<0.25**	ug/L	1.0	0.25	1		10/28/20 08:56	71-43-2	
Bromobenzene	**<0.24**	ug/L	1.0	0.24	1		10/28/20 08:56	108-86-1	
Bromochloromethane	**<0.36**	ug/L	5.0	0.36	1		10/28/20 08:56	74-97-5	
Bromodichloromethane	**<0.36**	ug/L	1.2	0.36	1		10/28/20 08:56	75-27-4	
Bromoform	**<4.0**	ug/L	13.2	4.0	1		10/28/20 08:56	75-25-2	
Bromomethane	**<0.97**	ug/L	5.0	0.97	1		10/28/20 08:56	74-83-9	
Carbon disulfide	**<0.45**	ug/L	1.5	0.45	1		10/28/20 08:56	75-15-0	
Carbon tetrachloride	**<1.1**	ug/L	3.6	1.1	1		10/28/20 08:56	56-23-5	
Chlorobenzene	**<0.71**	ug/L	2.4	0.71	1		10/28/20 08:56	108-90-7	
Chloroethane	**<1.3**	ug/L	5.0	1.3	1		10/28/20 08:56	75-00-3	
Chloroform	**<1.3**	ug/L	5.0	1.3	1		10/28/20 08:56	67-66-3	
Chloromethane	**<2.2**	ug/L	7.3	2.2	1		10/28/20 08:56	74-87-3	
Dibromochloromethane	**<2.6**	ug/L	8.7	2.6	1		10/28/20 08:56	124-48-1	
Dibromomethane	**<0.94**	ug/L	3.1	0.94	1		10/28/20 08:56	74-95-3	
Dichlorodifluoromethane	**<0.50**	ug/L	5.0	0.50	1		10/28/20 08:56	75-71-8	
Diisopropyl ether	**<1.9**	ug/L	6.3	1.9	1		10/28/20 08:56	108-20-3	
Ethylbenzene	**<0.32**	ug/L	1.1	0.32	1		10/28/20 08:56	100-41-4	

REPORT OF LABORATORY ANALYSIS

This report shall not be reproduced, except in full,
without the written consent of Pace Analytical Services, LLC.

Pace Analytical Services, LLC
1241 Bellevue Street - Suite 9
Green Bay, WI 54302
(920)469-2436

ANALYTICAL RESULTS

Project: A204242 MADISON KIPP CORP.
Pace Project No.: 40216871

Sample: DUP-02 **Lab ID: 40216871014** Collected: 10/16/20 00:00 Received: 10/20/20 10:35 Matrix: Water

Parameters	Results	Units	LOQ	LOD	DF	Prepared	Analyzed	CAS No.	Qual
8260 MSV	Analytical Method: EPA 8260								
	Pace Analytical Services - Green Bay								
Hexachloro-1,3-butadiene	**<1.5**	ug/L	4.9	1.5	1		10/28/20 08:56	87-68-3	
Isopropylbenzene (Cumene)	**<1.7**	ug/L	5.6	1.7	1		10/28/20 08:56	98-82-8	
Methyl-tert-butyl ether	**<1.2**	ug/L	4.2	1.2	1		10/28/20 08:56	1634-04-4	
Methylene Chloride	**<0.58**	ug/L	5.0	0.58	1		10/28/20 08:56	75-09-2	
Naphthalene	**<1.2**	ug/L	5.0	1.2	1		10/28/20 08:56	91-20-3	
Styrene	**<3.0**	ug/L	10.0	3.0	1		10/28/20 08:56	100-42-5	
Tetrachloroethene	**45.9**	ug/L	1.1	0.33	1		10/28/20 08:56	127-18-4	
Tetrahydrofuran	**<2.3**	ug/L	20.0	2.3	1		10/28/20 08:56	109-99-9	
Toluene	**<0.27**	ug/L	1.0	0.27	1		10/28/20 08:56	108-88-3	
Trichloroethene	**<0.26**	ug/L	1.0	0.26	1		10/28/20 08:56	79-01-6	
Trichlorofluoromethane	**<0.21**	ug/L	1.0	0.21	1		10/28/20 08:56	75-69-4	
Vinyl chloride	**<0.17**	ug/L	1.0	0.17	1		10/28/20 08:56	75-01-4	
Xylene (Total)	**<1.5**	ug/L	3.0	1.5	1		10/28/20 08:56	1330-20-7	
cis-1,2-Dichloroethene	**<0.27**	ug/L	1.0	0.27	1		10/28/20 08:56	156-59-2	
cis-1,3-Dichloropropene	**<3.6**	ug/L	12.1	3.6	1		10/28/20 08:56	10061-01-5	
m&p-Xylene	**<0.47**	ug/L	2.0	0.47	1		10/28/20 08:56	179601-23-1	
n-Butylbenzene	**<0.71**	ug/L	2.4	0.71	1		10/28/20 08:56	104-51-8	
n-Hexane	**<1.7**	ug/L	5.7	1.7	1		10/28/20 08:56	110-54-3	
n-Propylbenzene	**<0.81**	ug/L	5.0	0.81	1		10/28/20 08:56	103-65-1	
o-Xylene	**<0.26**	ug/L	1.0	0.26	1		10/28/20 08:56	95-47-6	
p-Isopropyltoluene	**<0.80**	ug/L	2.7	0.80	1		10/28/20 08:56	99-87-6	
sec-Butylbenzene	**<0.85**	ug/L	5.0	0.85	1		10/28/20 08:56	135-98-8	
tert-Butylbenzene	**<0.30**	ug/L	1.0	0.30	1		10/28/20 08:56	98-06-6	
trans-1,2-Dichloroethene	**<0.46**	ug/L	1.5	0.46	1		10/28/20 08:56	156-60-5	
trans-1,3-Dichloropropene	**<4.4**	ug/L	14.6	4.4	1		10/28/20 08:56	10061-02-6	
Surrogates									
4-Bromofluorobenzene (S)	97	%	70-130		1		10/28/20 08:56	460-00-4	
Dibromofluoromethane (S)	103	%	70-130		1		10/28/20 08:56	1868-53-7	
Toluene-d8 (S)	98	%	70-130		1		10/28/20 08:56	2037-26-5	
2540C Total Dissolved Solids	Analytical Method: SM 2540C								
	Pace Analytical Services - Green Bay								
Total Dissolved Solids	**1130**	mg/L	20.0	8.7	1		10/21/20 18:50		
2540D Total Suspended Solids	Analytical Method: SM 2540D								
	Pace Analytical Services - Green Bay								
Total Suspended Solids	**<0.95**	mg/L	2.0	0.95	1		10/21/20 06:17		

REPORT OF LABORATORY ANALYSIS

This report shall not be reproduced, except in full,
without the written consent of Pace Analytical Services, LLC.

Pace Analytical Services, LLC
1241 Bellevue Street - Suite 9
Green Bay, WI 54302
(920)469-2436

ANALYTICAL RESULTS

Project: A204242 MADISON KIPP CORP.
Pace Project No.: 40216871

Sample: FB-01 **Lab ID: 40216871015** Collected: 10/16/20 13:55 Received: 10/20/20 10:35 Matrix: Water

Parameters	Results	Units	LOQ	LOD	DF	Prepared	Analyzed	CAS No.	Qual
8260 MSV	Analytical Method: EPA 8260 Pace Analytical Services - Green Bay								
1,1,1,2-Tetrachloroethane	**<0.27**	ug/L	1.0	0.27	1		10/27/20 22:15	630-20-6	
1,1,1-Trichloroethane	**<0.24**	ug/L	1.0	0.24	1		10/27/20 22:15	71-55-6	
1,1,2,2-Tetrachloroethane	**<0.28**	ug/L	1.0	0.28	1		10/27/20 22:15	79-34-5	
1,1,2-Trichloroethane	**<0.55**	ug/L	5.0	0.55	1		10/27/20 22:15	79-00-5	
1,1,2-Trichlorotrifluoroethane	**<0.54**	ug/L	5.0	0.54	1		10/27/20 22:15	76-13-1	
1,1-Dichloroethane	**<0.27**	ug/L	1.0	0.27	1		10/27/20 22:15	75-34-3	
1,1-Dichloroethene	**<0.24**	ug/L	1.0	0.24	1		10/27/20 22:15	75-35-4	
1,1-Dichloropropene	**<0.54**	ug/L	1.8	0.54	1		10/27/20 22:15	563-58-6	
1,2,3-Trichlorobenzene	**<2.2**	ug/L	7.4	2.2	1		10/27/20 22:15	87-61-6	
1,2,3-Trichloropropane	**<0.59**	ug/L	5.0	0.59	1		10/27/20 22:15	96-18-4	
1,2,4-Trichlorobenzene	**<0.95**	ug/L	5.0	0.95	1		10/27/20 22:15	120-82-1	
1,2,4-Trimethylbenzene	**<0.84**	ug/L	2.8	0.84	1		10/27/20 22:15	95-63-6	
1,2-Dibromo-3-chloropropane	**<1.8**	ug/L	5.9	1.8	1		10/27/20 22:15	96-12-8	
1,2-Dibromoethane (EDB)	**<0.83**	ug/L	2.8	0.83	1		10/27/20 22:15	106-93-4	
1,2-Dichlorobenzene	**<0.71**	ug/L	2.4	0.71	1		10/27/20 22:15	95-50-1	
1,2-Dichloroethane	**<0.28**	ug/L	1.0	0.28	1		10/27/20 22:15	107-06-2	
1,2-Dichloropropane	**<0.28**	ug/L	1.0	0.28	1		10/27/20 22:15	78-87-5	
1,3,5-Trimethylbenzene	**<0.87**	ug/L	2.9	0.87	1		10/27/20 22:15	108-67-8	
1,3-Dichlorobenzene	**<0.63**	ug/L	2.1	0.63	1		10/27/20 22:15	541-73-1	
1,3-Dichloropropane	**<0.83**	ug/L	2.8	0.83	1		10/27/20 22:15	142-28-9	
1,4-Dichlorobenzene	**<0.94**	ug/L	3.1	0.94	1		10/27/20 22:15	106-46-7	
2,2-Dichloropropane	**<2.3**	ug/L	7.6	2.3	1		10/27/20 22:15	594-20-7	
2-Butanone (MEK)	**<2.9**	ug/L	20.0	2.9	1		10/27/20 22:15	78-93-3	
2-Chlorotoluene	**<0.93**	ug/L	5.0	0.93	1		10/27/20 22:15	95-49-8	
2-Hexanone	**<5.2**	ug/L	17.4	5.2	1		10/27/20 22:15	591-78-6	
4-Chlorotoluene	**<0.76**	ug/L	2.5	0.76	1		10/27/20 22:15	106-43-4	
4-Methyl-2-pentanone (MIBK)	**<4.6**	ug/L	15.5	4.6	1		10/27/20 22:15	108-10-1	
Acetone	**<2.7**	ug/L	20.0	2.7	1		10/27/20 22:15	67-64-1	
Benzene	**<0.25**	ug/L	1.0	0.25	1		10/27/20 22:15	71-43-2	
Bromobenzene	**<0.24**	ug/L	1.0	0.24	1		10/27/20 22:15	108-86-1	
Bromochloromethane	**<0.36**	ug/L	5.0	0.36	1		10/27/20 22:15	74-97-5	
Bromodichloromethane	**<0.36**	ug/L	1.2	0.36	1		10/27/20 22:15	75-27-4	
Bromoform	**<4.0**	ug/L	13.2	4.0	1		10/27/20 22:15	75-25-2	
Bromomethane	**<0.97**	ug/L	5.0	0.97	1		10/27/20 22:15	74-83-9	
Carbon disulfide	**<0.45**	ug/L	1.5	0.45	1		10/27/20 22:15	75-15-0	
Carbon tetrachloride	**<1.1**	ug/L	3.6	1.1	1		10/27/20 22:15	56-23-5	
Chlorobenzene	**<0.71**	ug/L	2.4	0.71	1		10/27/20 22:15	108-90-7	
Chloroethane	**<1.3**	ug/L	5.0	1.3	1		10/27/20 22:15	75-00-3	
Chloroform	**<1.3**	ug/L	5.0	1.3	1		10/27/20 22:15	67-66-3	
Chloromethane	**<2.2**	ug/L	7.3	2.2	1		10/27/20 22:15	74-87-3	
Dibromochloromethane	**<2.6**	ug/L	8.7	2.6	1		10/27/20 22:15	124-48-1	
Dibromomethane	**<0.94**	ug/L	3.1	0.94	1		10/27/20 22:15	74-95-3	
Dichlorodifluoromethane	**<0.50**	ug/L	5.0	0.50	1		10/27/20 22:15	75-71-8	
Diisopropyl ether	**<1.9**	ug/L	6.3	1.9	1		10/27/20 22:15	108-20-3	
Ethylbenzene	**<0.32**	ug/L	1.1	0.32	1		10/27/20 22:15	100-41-4	

REPORT OF LABORATORY ANALYSIS

This report shall not be reproduced, except in full,
without the written consent of Pace Analytical Services, LLC.

Pace Analytical Services, LLC
1241 Bellevue Street - Suite 9
Green Bay, WI 54302
(920)469-2436

ANALYTICAL RESULTS

Project: A204242 MADISON KIPP CORP.
Pace Project No.: 40216871

Sample: FB-01 **Lab ID: 40216871015** Collected: 10/16/20 13:55 Received: 10/20/20 10:35 Matrix: Water

Parameters	Results	Units	LOQ	LOD	DF	Prepared	Analyzed	CAS No.	Qual
8260 MSV	Analytical Method: EPA 8260								
	Pace Analytical Services - Green Bay								
Hexachloro-1,3-butadiene	**<1.5**	ug/L	4.9	1.5	1		10/27/20 22:15	87-68-3	
Isopropylbenzene (Cumene)	**<1.7**	ug/L	5.6	1.7	1		10/27/20 22:15	98-82-8	
Methyl-tert-butyl ether	**<1.2**	ug/L	4.2	1.2	1		10/27/20 22:15	1634-04-4	
Methylene Chloride	**<0.58**	ug/L	5.0	0.58	1		10/27/20 22:15	75-09-2	
Naphthalene	**<1.2**	ug/L	5.0	1.2	1		10/27/20 22:15	91-20-3	
Styrene	**<3.0**	ug/L	10.0	3.0	1		10/27/20 22:15	100-42-5	
Tetrachloroethene	**0.64J**	ug/L	1.1	0.33	1		10/27/20 22:15	127-18-4	
Tetrahydrofuran	**<2.3**	ug/L	20.0	2.3	1		10/27/20 22:15	109-99-9	
Toluene	**<0.27**	ug/L	1.0	0.27	1		10/27/20 22:15	108-88-3	
Trichloroethene	**<0.26**	ug/L	1.0	0.26	1		10/27/20 22:15	79-01-6	
Trichlorofluoromethane	**<0.21**	ug/L	1.0	0.21	1		10/27/20 22:15	75-69-4	
Vinyl chloride	**<0.17**	ug/L	1.0	0.17	1		10/27/20 22:15	75-01-4	
Xylene (Total)	**<1.5**	ug/L	3.0	1.5	1		10/27/20 22:15	1330-20-7	
cis-1,2-Dichloroethene	**<0.27**	ug/L	1.0	0.27	1		10/27/20 22:15	156-59-2	
cis-1,3-Dichloropropene	**<3.6**	ug/L	12.1	3.6	1		10/27/20 22:15	10061-01-5	
m&p-Xylene	**<0.47**	ug/L	2.0	0.47	1		10/27/20 22:15	179601-23-1	
n-Butylbenzene	**<0.71**	ug/L	2.4	0.71	1		10/27/20 22:15	104-51-8	
n-Hexane	**<1.7**	ug/L	5.7	1.7	1		10/27/20 22:15	110-54-3	
n-Propylbenzene	**<0.81**	ug/L	5.0	0.81	1		10/27/20 22:15	103-65-1	
o-Xylene	**<0.26**	ug/L	1.0	0.26	1		10/27/20 22:15	95-47-6	
p-Isopropyltoluene	**<0.80**	ug/L	2.7	0.80	1		10/27/20 22:15	99-87-6	
sec-Butylbenzene	**<0.85**	ug/L	5.0	0.85	1		10/27/20 22:15	135-98-8	
tert-Butylbenzene	**<0.30**	ug/L	1.0	0.30	1		10/27/20 22:15	98-06-6	
trans-1,2-Dichloroethene	**<0.46**	ug/L	1.5	0.46	1		10/27/20 22:15	156-60-5	
trans-1,3-Dichloropropene	**<4.4**	ug/L	14.6	4.4	1		10/27/20 22:15	10061-02-6	
Surrogates									
4-Bromofluorobenzene (S)	97	%	70-130		1		10/27/20 22:15	460-00-4	
Dibromofluoromethane (S)	102	%	70-130		1		10/27/20 22:15	1868-53-7	
Toluene-d8 (S)	99	%	70-130		1		10/27/20 22:15	2037-26-5	
2540C Total Dissolved Solids	Analytical Method: SM 2540C								
	Pace Analytical Services - Green Bay								
Total Dissolved Solids	**28.0**	mg/L	20.0	8.7	1		10/21/20 18:50		
2540D Total Suspended Solids	Analytical Method: SM 2540D								
	Pace Analytical Services - Green Bay								
Total Suspended Solids	**<0.95**	mg/L	2.0	0.95	1		10/21/20 06:17		

REPORT OF LABORATORY ANALYSIS

This report shall not be reproduced, except in full,
without the written consent of Pace Analytical Services, LLC.

Pace Analytical Services, LLC
1241 Bellevue Street - Suite 9
Green Bay, WI 54302
(920)469-2436

ANALYTICAL RESULTS

Project: A204242 MADISON KIPP CORP.
Pace Project No.: 40216871

Sample: TRIP BLANK **Lab ID: 40216871016** Collected: 10/15/20 00:00 Received: 10/20/20 10:35 Matrix: Water

Parameters	Results	Units	LOQ	LOD	DF	Prepared	Analyzed	CAS No.	Qual
8260 MSV	Analytical Method: EPA 8260 Pace Analytical Services - Green Bay								
1,1,1,2-Tetrachloroethane	**<0.27**	ug/L	1.0	0.27	1		10/27/20 20:45	630-20-6	
1,1,1-Trichloroethane	**<0.24**	ug/L	1.0	0.24	1		10/27/20 20:45	71-55-6	
1,1,2,2-Tetrachloroethane	**<0.28**	ug/L	1.0	0.28	1		10/27/20 20:45	79-34-5	
1,1,2-Trichloroethane	**<0.55**	ug/L	5.0	0.55	1		10/27/20 20:45	79-00-5	
1,1,2-Trichlorotrifluoroethane	**<0.54**	ug/L	5.0	0.54	1		10/27/20 20:45	76-13-1	
1,1-Dichloroethane	**<0.27**	ug/L	1.0	0.27	1		10/27/20 20:45	75-34-3	
1,1-Dichloroethene	**<0.24**	ug/L	1.0	0.24	1		10/27/20 20:45	75-35-4	
1,1-Dichloropropene	**<0.54**	ug/L	1.8	0.54	1		10/27/20 20:45	563-58-6	
1,2,3-Trichlorobenzene	**<2.2**	ug/L	7.4	2.2	1		10/27/20 20:45	87-61-6	
1,2,3-Trichloropropane	**<0.59**	ug/L	5.0	0.59	1		10/27/20 20:45	96-18-4	
1,2,4-Trichlorobenzene	**<0.95**	ug/L	5.0	0.95	1		10/27/20 20:45	120-82-1	
1,2,4-Trimethylbenzene	**<0.84**	ug/L	2.8	0.84	1		10/27/20 20:45	95-63-6	
1,2-Dibromo-3-chloropropane	**<1.8**	ug/L	5.9	1.8	1		10/27/20 20:45	96-12-8	
1,2-Dibromoethane (EDB)	**<0.83**	ug/L	2.8	0.83	1		10/27/20 20:45	106-93-4	
1,2-Dichlorobenzene	**<0.71**	ug/L	2.4	0.71	1		10/27/20 20:45	95-50-1	
1,2-Dichloroethane	**<0.28**	ug/L	1.0	0.28	1		10/27/20 20:45	107-06-2	
1,2-Dichloropropane	**<0.28**	ug/L	1.0	0.28	1		10/27/20 20:45	78-87-5	
1,3,5-Trimethylbenzene	**<0.87**	ug/L	2.9	0.87	1		10/27/20 20:45	108-67-8	
1,3-Dichlorobenzene	**<0.63**	ug/L	2.1	0.63	1		10/27/20 20:45	541-73-1	
1,3-Dichloropropane	**<0.83**	ug/L	2.8	0.83	1		10/27/20 20:45	142-28-9	
1,4-Dichlorobenzene	**<0.94**	ug/L	3.1	0.94	1		10/27/20 20:45	106-46-7	
2,2-Dichloropropane	**<2.3**	ug/L	7.6	2.3	1		10/27/20 20:45	594-20-7	
2-Butanone (MEK)	**<2.9**	ug/L	20.0	2.9	1		10/27/20 20:45	78-93-3	
2-Chlorotoluene	**<0.93**	ug/L	5.0	0.93	1		10/27/20 20:45	95-49-8	
2-Hexanone	**<5.2**	ug/L	17.4	5.2	1		10/27/20 20:45	591-78-6	
4-Chlorotoluene	**<0.76**	ug/L	2.5	0.76	1		10/27/20 20:45	106-43-4	
4-Methyl-2-pentanone (MIBK)	**<4.6**	ug/L	15.5	4.6	1		10/27/20 20:45	108-10-1	
Acetone	**<2.7**	ug/L	20.0	2.7	1		10/27/20 20:45	67-64-1	
Benzene	**<0.25**	ug/L	1.0	0.25	1		10/27/20 20:45	71-43-2	
Bromobenzene	**<0.24**	ug/L	1.0	0.24	1		10/27/20 20:45	108-86-1	
Bromochloromethane	**<0.36**	ug/L	5.0	0.36	1		10/27/20 20:45	74-97-5	
Bromodichloromethane	**<0.36**	ug/L	1.2	0.36	1		10/27/20 20:45	75-27-4	
Bromoform	**<4.0**	ug/L	13.2	4.0	1		10/27/20 20:45	75-25-2	
Bromomethane	**<0.97**	ug/L	5.0	0.97	1		10/27/20 20:45	74-83-9	
Carbon disulfide	**<0.45**	ug/L	1.5	0.45	1		10/27/20 20:45	75-15-0	
Carbon tetrachloride	**<1.1**	ug/L	3.6	1.1	1		10/27/20 20:45	56-23-5	
Chlorobenzene	**<0.71**	ug/L	2.4	0.71	1		10/27/20 20:45	108-90-7	
Chloroethane	**<1.3**	ug/L	5.0	1.3	1		10/27/20 20:45	75-00-3	
Chloroform	**<1.3**	ug/L	5.0	1.3	1		10/27/20 20:45	67-66-3	
Chloromethane	**<2.2**	ug/L	7.3	2.2	1		10/27/20 20:45	74-87-3	
Dibromochloromethane	**<2.6**	ug/L	8.7	2.6	1		10/27/20 20:45	124-48-1	
Dibromomethane	**<0.94**	ug/L	3.1	0.94	1		10/27/20 20:45	74-95-3	
Dichlorodifluoromethane	**<0.50**	ug/L	5.0	0.50	1		10/27/20 20:45	75-71-8	
Diisopropyl ether	**<1.9**	ug/L	6.3	1.9	1		10/27/20 20:45	108-20-3	
Ethylbenzene	**<0.32**	ug/L	1.1	0.32	1		10/27/20 20:45	100-41-4	

REPORT OF LABORATORY ANALYSIS

This report shall not be reproduced, except in full,
without the written consent of Pace Analytical Services, LLC.

Pace Analytical Services, LLC
1241 Bellevue Street - Suite 9
Green Bay, WI 54302
(920)469-2436

ANALYTICAL RESULTS

Project: A204242 MADISON KIPP CORP.
Pace Project No.: 40216871

Sample: TRIP BLANK **Lab ID: 40216871016** Collected: 10/15/20 00:00 Received: 10/20/20 10:35 Matrix: Water

Parameters	Results	Units	LOQ	LOD	DF	Prepared	Analyzed	CAS No.	Qual
8260 MSV	Analytical Method: EPA 8260 Pace Analytical Services - Green Bay								
Hexachloro-1,3-butadiene	**<1.5**	ug/L	4.9	1.5	1		10/27/20 20:45	87-68-3	
Isopropylbenzene (Cumene)	**<1.7**	ug/L	5.6	1.7	1		10/27/20 20:45	98-82-8	
Methyl-tert-butyl ether	**<1.2**	ug/L	4.2	1.2	1		10/27/20 20:45	1634-04-4	
Methylene Chloride	**<0.58**	ug/L	5.0	0.58	1		10/27/20 20:45	75-09-2	
Naphthalene	**<1.2**	ug/L	5.0	1.2	1		10/27/20 20:45	91-20-3	
Styrene	**<3.0**	ug/L	10.0	3.0	1		10/27/20 20:45	100-42-5	
Tetrachloroethene	**<0.33**	ug/L	1.1	0.33	1		10/27/20 20:45	127-18-4	
Tetrahydrofuran	**<2.3**	ug/L	20.0	2.3	1		10/27/20 20:45	109-99-9	
Toluene	**<0.27**	ug/L	1.0	0.27	1		10/27/20 20:45	108-88-3	
Trichloroethene	**<0.26**	ug/L	1.0	0.26	1		10/27/20 20:45	79-01-6	
Trichlorofluoromethane	**<0.21**	ug/L	1.0	0.21	1		10/27/20 20:45	75-69-4	
Vinyl chloride	**<0.17**	ug/L	1.0	0.17	1		10/27/20 20:45	75-01-4	
Xylene (Total)	**<1.5**	ug/L	3.0	1.5	1		10/27/20 20:45	1330-20-7	
cis-1,2-Dichloroethene	**<0.27**	ug/L	1.0	0.27	1		10/27/20 20:45	156-59-2	
cis-1,3-Dichloropropene	**<3.6**	ug/L	12.1	3.6	1		10/27/20 20:45	10061-01-5	
m&p-Xylene	**<0.47**	ug/L	2.0	0.47	1		10/27/20 20:45	179601-23-1	
n-Butylbenzene	**<0.71**	ug/L	2.4	0.71	1		10/27/20 20:45	104-51-8	
n-Hexane	**<1.7**	ug/L	5.7	1.7	1		10/27/20 20:45	110-54-3	
n-Propylbenzene	**<0.81**	ug/L	5.0	0.81	1		10/27/20 20:45	103-65-1	
o-Xylene	**<0.26**	ug/L	1.0	0.26	1		10/27/20 20:45	95-47-6	
p-Isopropyltoluene	**<0.80**	ug/L	2.7	0.80	1		10/27/20 20:45	99-87-6	
sec-Butylbenzene	**<0.85**	ug/L	5.0	0.85	1		10/27/20 20:45	135-98-8	
tert-Butylbenzene	**<0.30**	ug/L	1.0	0.30	1		10/27/20 20:45	98-06-6	
trans-1,2-Dichloroethene	**<0.46**	ug/L	1.5	0.46	1		10/27/20 20:45	156-60-5	
trans-1,3-Dichloropropene	**<4.4**	ug/L	14.6	4.4	1		10/27/20 20:45	10061-02-6	
Surrogates									
4-Bromofluorobenzene (S)	96	%	70-130		1		10/27/20 20:45	460-00-4	
Dibromofluoromethane (S)	104	%	70-130		1		10/27/20 20:45	1868-53-7	
Toluene-d8 (S)	99	%	70-130		1		10/27/20 20:45	2037-26-5	

REPORT OF LABORATORY ANALYSIS

This report shall not be reproduced, except in full,
without the written consent of Pace Analytical Services, LLC.

Pace Analytical Services, LLC
1241 Bellevue Street - Suite 9
Green Bay, WI 54302
(920)469-2436

ANALYTICAL RESULTS

Project: A204242 MADISON KIPP CORP.
Pace Project No.: 40216871

Sample: MW-3S **Lab ID: 40216871017** Collected: 10/16/20 16:38 Received: 10/20/20 10:35 Matrix: Water

Parameters	Results	Units	LOQ	LOD	DF	Prepared	Analyzed	CAS No.	Qual
8260 MSV	Analytical Method: EPA 8260 Pace Analytical Services - Green Bay								
1,1,1,2-Tetrachloroethane	**<0.27**	ug/L	1.0	0.27	1		10/28/20 09:18	630-20-6	
1,1,1-Trichloroethane	**<0.24**	ug/L	1.0	0.24	1		10/28/20 09:18	71-55-6	
1,1,2,2-Tetrachloroethane	**<0.28**	ug/L	1.0	0.28	1		10/28/20 09:18	79-34-5	
1,1,2-Trichloroethane	**<0.55**	ug/L	5.0	0.55	1		10/28/20 09:18	79-00-5	
1,1,2-Trichlorotrifluoroethane	**<0.54**	ug/L	5.0	0.54	1		10/28/20 09:18	76-13-1	
1,1-Dichloroethane	**<0.27**	ug/L	1.0	0.27	1		10/28/20 09:18	75-34-3	
1,1-Dichloroethene	**<0.24**	ug/L	1.0	0.24	1		10/28/20 09:18	75-35-4	
1,1-Dichloropropene	**<0.54**	ug/L	1.8	0.54	1		10/28/20 09:18	563-58-6	
1,2,3-Trichlorobenzene	**<2.2**	ug/L	7.4	2.2	1		10/28/20 09:18	87-61-6	
1,2,3-Trichloropropane	**<0.59**	ug/L	5.0	0.59	1		10/28/20 09:18	96-18-4	
1,2,4-Trichlorobenzene	**<0.95**	ug/L	5.0	0.95	1		10/28/20 09:18	120-82-1	
1,2,4-Trimethylbenzene	**<0.84**	ug/L	2.8	0.84	1		10/28/20 09:18	95-63-6	
1,2-Dibromo-3-chloropropane	**<1.8**	ug/L	5.9	1.8	1		10/28/20 09:18	96-12-8	
1,2-Dibromoethane (EDB)	**<0.83**	ug/L	2.8	0.83	1		10/28/20 09:18	106-93-4	
1,2-Dichlorobenzene	**<0.71**	ug/L	2.4	0.71	1		10/28/20 09:18	95-50-1	
1,2-Dichloroethane	**<0.28**	ug/L	1.0	0.28	1		10/28/20 09:18	107-06-2	
1,2-Dichloropropane	**<0.28**	ug/L	1.0	0.28	1		10/28/20 09:18	78-87-5	
1,3,5-Trimethylbenzene	**<0.87**	ug/L	2.9	0.87	1		10/28/20 09:18	108-67-8	
1,3-Dichlorobenzene	**<0.63**	ug/L	2.1	0.63	1		10/28/20 09:18	541-73-1	
1,3-Dichloropropane	**<0.83**	ug/L	2.8	0.83	1		10/28/20 09:18	142-28-9	
1,4-Dichlorobenzene	**<0.94**	ug/L	3.1	0.94	1		10/28/20 09:18	106-46-7	
2,2-Dichloropropane	**<2.3**	ug/L	7.6	2.3	1		10/28/20 09:18	594-20-7	
2-Butanone (MEK)	**<2.9**	ug/L	20.0	2.9	1		10/28/20 09:18	78-93-3	
2-Chlorotoluene	**<0.93**	ug/L	5.0	0.93	1		10/28/20 09:18	95-49-8	
2-Hexanone	**<5.2**	ug/L	17.4	5.2	1		10/28/20 09:18	591-78-6	
4-Chlorotoluene	**<0.76**	ug/L	2.5	0.76	1		10/28/20 09:18	106-43-4	
4-Methyl-2-pentanone (MIBK)	**<4.6**	ug/L	15.5	4.6	1		10/28/20 09:18	108-10-1	
Acetone	**<2.7**	ug/L	20.0	2.7	1		10/28/20 09:18	67-64-1	
Benzene	**<0.25**	ug/L	1.0	0.25	1		10/28/20 09:18	71-43-2	
Bromobenzene	**<0.24**	ug/L	1.0	0.24	1		10/28/20 09:18	108-86-1	
Bromochloromethane	**<0.36**	ug/L	5.0	0.36	1		10/28/20 09:18	74-97-5	
Bromodichloromethane	**<0.36**	ug/L	1.2	0.36	1		10/28/20 09:18	75-27-4	
Bromoform	**<4.0**	ug/L	13.2	4.0	1		10/28/20 09:18	75-25-2	
Bromomethane	**<0.97**	ug/L	5.0	0.97	1		10/28/20 09:18	74-83-9	
Carbon disulfide	**<0.45**	ug/L	1.5	0.45	1		10/28/20 09:18	75-15-0	
Carbon tetrachloride	**<1.1**	ug/L	3.6	1.1	1		10/28/20 09:18	56-23-5	
Chlorobenzene	**<0.71**	ug/L	2.4	0.71	1		10/28/20 09:18	108-90-7	
Chloroethane	**<1.3**	ug/L	5.0	1.3	1		10/28/20 09:18	75-00-3	
Chloroform	**<1.3**	ug/L	5.0	1.3	1		10/28/20 09:18	67-66-3	
Chloromethane	**<2.2**	ug/L	7.3	2.2	1		10/28/20 09:18	74-87-3	
Dibromochloromethane	**<2.6**	ug/L	8.7	2.6	1		10/28/20 09:18	124-48-1	
Dibromomethane	**<0.94**	ug/L	3.1	0.94	1		10/28/20 09:18	74-95-3	
Dichlorodifluoromethane	**<0.50**	ug/L	5.0	0.50	1		10/28/20 09:18	75-71-8	
Diisopropyl ether	**<1.9**	ug/L	6.3	1.9	1		10/28/20 09:18	108-20-3	
Ethylbenzene	**<0.32**	ug/L	1.1	0.32	1		10/28/20 09:18	100-41-4	

REPORT OF LABORATORY ANALYSIS

This report shall not be reproduced, except in full,
without the written consent of Pace Analytical Services, LLC.

Pace Analytical Services, LLC
1241 Bellevue Street - Suite 9
Green Bay, WI 54302
(920)469-2436

ANALYTICAL RESULTS

Project: A204242 MADISON KIPP CORP.
Pace Project No.: 40216871

Sample: MW-3S **Lab ID: 40216871017** Collected: 10/16/20 16:38 Received: 10/20/20 10:35 Matrix: Water

Parameters	Results	Units	LOQ	LOD	DF	Prepared	Analyzed	CAS No.	Qual
8260 MSV	Analytical Method: EPA 8260 Pace Analytical Services - Green Bay								
Hexachloro-1,3-butadiene	**<1.5**	ug/L	4.9	1.5	1		10/28/20 09:18	87-68-3	
Isopropylbenzene (Cumene)	**<1.7**	ug/L	5.6	1.7	1		10/28/20 09:18	98-82-8	
Methyl-tert-butyl ether	**<1.2**	ug/L	4.2	1.2	1		10/28/20 09:18	1634-04-4	
Methylene Chloride	**<0.58**	ug/L	5.0	0.58	1		10/28/20 09:18	75-09-2	
Naphthalene	**<1.2**	ug/L	5.0	1.2	1		10/28/20 09:18	91-20-3	
Styrene	**<3.0**	ug/L	10.0	3.0	1		10/28/20 09:18	100-42-5	
Tetrachloroethene	**355**	ug/L	10.9	3.3	10		10/28/20 10:03	127-18-4	
Tetrahydrofuran	**<2.3**	ug/L	20.0	2.3	1		10/28/20 09:18	109-99-9	
Toluene	**<0.27**	ug/L	1.0	0.27	1		10/28/20 09:18	108-88-3	
Trichloroethene	**28.2**	ug/L	1.0	0.26	1		10/28/20 09:18	79-01-6	
Trichlorofluoromethane	**<0.21**	ug/L	1.0	0.21	1		10/28/20 09:18	75-69-4	
Vinyl chloride	**<0.17**	ug/L	1.0	0.17	1		10/28/20 09:18	75-01-4	
Xylene (Total)	**<1.5**	ug/L	3.0	1.5	1		10/28/20 09:18	1330-20-7	
cis-1,2-Dichloroethene	**6.8**	ug/L	1.0	0.27	1		10/28/20 09:18	156-59-2	
cis-1,3-Dichloropropene	**<3.6**	ug/L	12.1	3.6	1		10/28/20 09:18	10061-01-5	
m&p-Xylene	**<0.47**	ug/L	2.0	0.47	1		10/28/20 09:18	179601-23-1	
n-Butylbenzene	**<0.71**	ug/L	2.4	0.71	1		10/28/20 09:18	104-51-8	
n-Hexane	**<1.7**	ug/L	5.7	1.7	1		10/28/20 09:18	110-54-3	
n-Propylbenzene	**<0.81**	ug/L	5.0	0.81	1		10/28/20 09:18	103-65-1	
o-Xylene	**<0.26**	ug/L	1.0	0.26	1		10/28/20 09:18	95-47-6	
p-Isopropyltoluene	**<0.80**	ug/L	2.7	0.80	1		10/28/20 09:18	99-87-6	
sec-Butylbenzene	**<0.85**	ug/L	5.0	0.85	1		10/28/20 09:18	135-98-8	
tert-Butylbenzene	**<0.30**	ug/L	1.0	0.30	1		10/28/20 09:18	98-06-6	
trans-1,2-Dichloroethene	**0.85J**	ug/L	1.5	0.46	1		10/28/20 09:18	156-60-5	
trans-1,3-Dichloropropene	**<4.4**	ug/L	14.6	4.4	1		10/28/20 09:18	10061-02-6	
Surrogates									
4-Bromofluorobenzene (S)	97	%	70-130		1		10/28/20 09:18	460-00-4	
Dibromofluoromethane (S)	104	%	70-130		1		10/28/20 09:18	1868-53-7	
Toluene-d8 (S)	98	%	70-130		1		10/28/20 09:18	2037-26-5	

REPORT OF LABORATORY ANALYSIS

This report shall not be reproduced, except in full,
without the written consent of Pace Analytical Services, LLC.

Pace Analytical Services, LLC
1241 Bellevue Street - Suite 9
Green Bay, WI 54302
(920)469-2436

QUALITY CONTROL DATA

Project: A204242 MADISON KIPP CORP.
Pace Project No.: 40216871

QC Batch: 368868 | Analysis Method: EPA 8260
QC Batch Method: EPA 8260 | Analysis Description: 8260 MSV
Laboratory: Pace Analytical Services - Green Bay
Associated Lab Samples: 40216871001, 40216871002, 40216871003, 40216871004, 40216871005, 40216871006, 40216871007

METHOD BLANK: 2132534 Matrix: Water
Associated Lab Samples: 40216871001, 40216871002, 40216871003, 40216871004, 40216871005, 40216871006, 40216871007

Parameter	Units	Blank Result	Reporting Limit	Analyzed	Qualifiers
1,1,1,2-Tetrachloroethane	ug/L	<0.27	1.0	10/29/20 06:18	
1,1,1-Trichloroethane	ug/L	<0.24	1.0	10/29/20 06:18	
1,1,2,2-Tetrachloroethane	ug/L	<0.28	1.0	10/29/20 06:18	
1,1,2-Trichloroethane	ug/L	<0.55	5.0	10/29/20 06:18	
1,1,2-Trichlorotrifluoroethane	ug/L	<0.54	5.0	10/29/20 06:18	
1,1-Dichloroethane	ug/L	<0.27	1.0	10/29/20 06:18	
1,1-Dichloroethene	ug/L	<0.24	1.0	10/29/20 06:18	
1,1-Dichloropropene	ug/L	<0.54	1.8	10/29/20 06:18	
1,2,3-Trichlorobenzene	ug/L	<2.2	7.4	10/29/20 06:18	
1,2,3-Trichloropropane	ug/L	<0.59	5.0	10/29/20 06:18	
1,2,4-Trichlorobenzene	ug/L	<0.95	5.0	10/29/20 06:18	
1,2,4-Trimethylbenzene	ug/L	<0.84	2.8	10/29/20 06:18	
1,2-Dibromo-3-chloropropane	ug/L	<1.8	5.9	10/29/20 06:18	
1,2-Dibromoethane (EDB)	ug/L	<0.83	2.8	10/29/20 06:18	
1,2-Dichlorobenzene	ug/L	<0.71	2.4	10/29/20 06:18	
1,2-Dichloroethane	ug/L	<0.28	1.0	10/29/20 06:18	
1,2-Dichloropropane	ug/L	<0.28	1.0	10/29/20 06:18	
1,3,5-Trimethylbenzene	ug/L	<0.87	2.9	10/29/20 06:18	
1,3-Dichlorobenzene	ug/L	<0.63	2.1	10/29/20 06:18	
1,3-Dichloropropane	ug/L	<0.83	2.8	10/29/20 06:18	
1,4-Dichlorobenzene	ug/L	<0.94	3.1	10/29/20 06:18	
2,2-Dichloropropane	ug/L	<2.3	7.6	10/29/20 06:18	
2-Butanone (MEK)	ug/L	<2.9	20.0	10/29/20 06:18	
2-Chlorotoluene	ug/L	<0.93	5.0	10/29/20 06:18	
2-Hexanone	ug/L	<5.2	17.4	10/29/20 06:18	
4-Chlorotoluene	ug/L	<0.76	2.5	10/29/20 06:18	
4-Methyl-2-pentanone (MIBK)	ug/L	<4.6	15.5	10/29/20 06:18	
Acetone	ug/L	<2.7	20.0	10/29/20 06:18	
Benzene	ug/L	<0.25	1.0	10/29/20 06:18	
Bromobenzene	ug/L	<0.24	1.0	10/29/20 06:18	
Bromochloromethane	ug/L	<0.36	5.0	10/29/20 06:18	
Bromodichloromethane	ug/L	<0.36	1.2	10/29/20 06:18	
Bromoform	ug/L	<4.0	13.2	10/29/20 06:18	
Bromomethane	ug/L	<0.97	5.0	10/29/20 06:18	
Carbon disulfide	ug/L	<0.45	1.5	10/29/20 06:18	
Carbon tetrachloride	ug/L	<1.1	3.6	10/29/20 06:18	
Chlorobenzene	ug/L	<0.71	2.4	10/29/20 06:18	
Chloroethane	ug/L	<1.3	5.0	10/29/20 06:18	
Chloroform	ug/L	<1.3	5.0	10/29/20 06:18	
Chloromethane	ug/L	<2.2	7.3	10/29/20 06:18	

Results presented on this page are in the units indicated by the "Units" column except where an alternate unit is presented to the right of the result.

REPORT OF LABORATORY ANALYSIS

This report shall not be reproduced, except in full,
without the written consent of Pace Analytical Services, LLC.

Pace Analytical Services, LLC
1241 Bellevue Street - Suite 9
Green Bay, WI 54302
(920)469-2436

QUALITY CONTROL DATA

Project: A204242 MADISON KIPP CORP.
Pace Project No.: 40216871

METHOD BLANK: 2132534 Matrix: Water
Associated Lab Samples: 40216871001, 40216871002, 40216871003, 40216871004, 40216871005, 40216871006, 40216871007

Parameter	Units	Blank Result	Reporting Limit	Analyzed	Qualifiers
cis-1,2-Dichloroethene	ug/L	<0.27	1.0	10/29/20 06:18	
cis-1,3-Dichloropropene	ug/L	<3.6	12.1	10/29/20 06:18	
Dibromochloromethane	ug/L	<2.6	8.7	10/29/20 06:18	
Dibromomethane	ug/L	<0.94	3.1	10/29/20 06:18	
Dichlorodifluoromethane	ug/L	<0.50	5.0	10/29/20 06:18	
Diisopropyl ether	ug/L	<1.9	6.3	10/29/20 06:18	
Ethylbenzene	ug/L	<0.32	1.1	10/29/20 06:18	
Hexachloro-1,3-butadiene	ug/L	<1.5	4.9	10/29/20 06:18	
Isopropylbenzene (Cumene)	ug/L	<1.7	5.6	10/29/20 06:18	
m&p-Xylene	ug/L	<0.47	2.0	10/29/20 06:18	
Methyl-tert-butyl ether	ug/L	<1.2	4.2	10/29/20 06:18	
Methylene Chloride	ug/L	<0.58	5.0	10/29/20 06:18	
n-Butylbenzene	ug/L	<0.71	2.4	10/29/20 06:18	
n-Hexane	ug/L	<1.7	5.7	10/29/20 06:18	
n-Propylbenzene	ug/L	<0.81	5.0	10/29/20 06:18	
Naphthalene	ug/L	<1.2	5.0	10/29/20 06:18	
o-Xylene	ug/L	<0.26	1.0	10/29/20 06:18	
p-Isopropyltoluene	ug/L	<0.80	2.7	10/29/20 06:18	
sec-Butylbenzene	ug/L	<0.85	5.0	10/29/20 06:18	
Styrene	ug/L	<3.0	10.0	10/29/20 06:18	
tert-Butylbenzene	ug/L	<0.30	1.0	10/29/20 06:18	
Tetrachloroethene	ug/L	<0.33	1.1	10/29/20 06:18	
Tetrahydrofuran	ug/L	<2.3	20.0	10/29/20 06:18	
Toluene	ug/L	<0.27	1.0	10/29/20 06:18	
trans-1,2-Dichloroethene	ug/L	<0.46	1.5	10/29/20 06:18	
trans-1,3-Dichloropropene	ug/L	<4.4	14.6	10/29/20 06:18	
Trichloroethene	ug/L	<0.26	1.0	10/29/20 06:18	
Trichlorofluoromethane	ug/L	<0.21	1.0	10/29/20 06:18	
Vinyl chloride	ug/L	<0.17	1.0	10/29/20 06:18	
Xylene (Total)	ug/L	<1.5	3.0	10/29/20 06:18	
4-Bromofluorobenzene (S)	%	96	70-130	10/29/20 06:18	
Dibromofluoromethane (S)	%	92	70-130	10/29/20 06:18	
Toluene-d8 (S)	%	99	70-130	10/29/20 06:18	

LABORATORY CONTROL SAMPLE: 2132535

Parameter	Units	Spike Conc.	LCS Result	LCS % Rec	% Rec Limits	Qualifiers
1,1,1-Trichloroethane	ug/L	50	49.9	100	70-130	
1,1,2,2-Tetrachloroethane	ug/L	50	46.7	93	64-131	
1,1,2-Trichloroethane	ug/L	50	48.0	96	70-130	
1,1,2-Trichlorotrifluoroethane	ug/L	50	52.2	104	50-150	
1,1-Dichloroethane	ug/L	50	50.6	101	69-163	
1,1-Dichloroethene	ug/L	50	47.9	96	77-123	
1,2,4-Trichlorobenzene	ug/L	50	43.7	87	68-130	

Results presented on this page are in the units indicated by the "Units" column except where an alternate unit is presented to the right of the result.

REPORT OF LABORATORY ANALYSIS

This report shall not be reproduced, except in full,
without the written consent of Pace Analytical Services, LLC.

Pace Analytical Services, LLC
1241 Bellevue Street - Suite 9
Green Bay, WI 54302
(920)469-2436

QUALITY CONTROL DATA

Project: A204242 MADISON KIPP CORP.
Pace Project No.: 40216871

LABORATORY CONTROL SAMPLE: 2132535

Parameter	Units	Spike Conc.	LCS Result	LCS % Rec	% Rec Limits	Qualifiers
1,2-Dibromo-3-chloropropane	ug/L	50	37.7	75	63-130	
1,2-Dibromoethane (EDB)	ug/L	50	46.1	92	70-130	
1,2-Dichlorobenzene	ug/L	50	49.9	100	70-130	
1,2-Dichloroethane	ug/L	50	47.4	95	78-142	
1,2-Dichloropropane	ug/L	50	51.7	103	86-134	
1,3-Dichlorobenzene	ug/L	50	49.9	100	70-130	
1,4-Dichlorobenzene	ug/L	50	48.8	98	70-130	
Benzene	ug/L	50	48.9	98	70-130	
Bromodichloromethane	ug/L	50	48.4	97	70-130	
Bromoform	ug/L	50	42.3	85	70-130	
Bromomethane	ug/L	50	36.3	73	39-129	
Carbon disulfide	ug/L	50	45.5	91	67-138	
Carbon tetrachloride	ug/L	50	50.4	101	70-132	
Chlorobenzene	ug/L	50	50.9	102	70-130	
Chloroethane	ug/L	50	46.9	94	66-140	
Chloroform	ug/L	50	49.4	99	75-132	
Chloromethane	ug/L	50	38.6	77	32-143	
cis-1,2-Dichloroethene	ug/L	50	46.8	94	70-130	
cis-1,3-Dichloropropene	ug/L	50	45.3	91	70-130	
Dibromochloromethane	ug/L	50	46.9	94	70-130	
Dichlorodifluoromethane	ug/L	50	26.2	52	10-141	
Ethylbenzene	ug/L	50	52.2	104	80-120	
Isopropylbenzene (Cumene)	ug/L	50	51.9	104	70-130	
m&p-Xylene	ug/L	100	102	102	70-130	
Methyl-tert-butyl ether	ug/L	50	41.3	83	61-129	
Methylene Chloride	ug/L	50	46.4	93	70-130	
o-Xylene	ug/L	50	49.9	100	70-130	
Styrene	ug/L	50	50.6	101	70-130	
Tetrachloroethene	ug/L	50	48.2	96	70-130	
Toluene	ug/L	50	50.4	101	80-120	
trans-1,2-Dichloroethene	ug/L	50	48.6	97	70-130	
trans-1,3-Dichloropropene	ug/L	50	41.8	84	69-130	
Trichloroethene	ug/L	50	51.5	103	70-130	
Trichlorofluoromethane	ug/L	50	51.6	103	75-145	
Vinyl chloride	ug/L	50	42.1	84	51-140	
Xylene (Total)	ug/L	150	151	101	70-130	
4-Bromofluorobenzene (S)	%			101	70-130	
Dibromofluoromethane (S)	%			99	70-130	
Toluene-d8 (S)	%			101	70-130	

MATRIX SPIKE & MATRIX SPIKE DUPLICATE: 2132548 2132549

Parameter	Units	40216871006 Result	MS Spike Conc.	MSD Spike Conc.	MS Result	MSD Result	MS % Rec	MSD % Rec	% Rec Limits	RPD	Max RPD	Qual
1,1,1-Trichloroethane	ug/L	<0.24	50	50	52.0	51.9	104	104	70-130	0	20	

Results presented on this page are in the units indicated by the "Units" column except where an alternate unit is presented to the right of the result.

REPORT OF LABORATORY ANALYSIS

This report shall not be reproduced, except in full,
without the written consent of Pace Analytical Services, LLC.

Pace Analytical Services, LLC
1241 Bellevue Street - Suite 9
Green Bay, WI 54302
(920)469-2436

QUALITY CONTROL DATA

Project: A204242 MADISON KIPP CORP.
Pace Project No.: 40216871

MATRIX SPIKE & MATRIX SPIKE DUPLICATE: 2132548 2132549

Parameter	Units	40216871006 Result	MS Spike Conc.	MSD Spike Conc.	MS Result	MSD Result	MS % Rec	MSD % Rec	% Rec Limits	RPD	Max RPD	Qual
1,1,2,2-Tetrachloroethane	ug/L	<0.28	50	50	49.2	49.0	98	98	64-137	0	20	
1,1,2-Trichloroethane	ug/L	<0.55	50	50	49.8	51.3	100	103	70-137	3	20	
1,1,2-Trichlorotrifluoroethane	ug/L	<0.54	50	50	51.7	51.7	103	103	50-150	0	20	
1,1-Dichloroethane	ug/L	<0.27	50	50	52.5	52.3	105	105	69-163	0	20	
1,1-Dichloroethene	ug/L	<0.24	50	50	49.0	50.0	98	100	77-129	2	20	
1,2,4-Trichlorobenzene	ug/L	<0.95	50	50	45.2	47.1	90	94	68-130	4	20	
1,2-Dibromo-3-chloropropane	ug/L	<1.8	50	50	43.2	42.2	86	84	60-130	2	20	
1,2-Dibromoethane (EDB)	ug/L	<0.83	50	50	48.9	50.3	98	101	70-130	3	20	
1,2-Dichlorobenzene	ug/L	<0.71	50	50	49.5	49.5	99	99	70-130	0	20	
1,2-Dichloroethane	ug/L	<0.28	50	50	50.1	51.0	100	102	78-145	2	20	
1,2-Dichloropropane	ug/L	<0.28	50	50	50.7	52.1	101	104	86-135	3	20	
1,3-Dichlorobenzene	ug/L	<0.63	50	50	49.8	49.8	100	100	70-130	0	20	
1,4-Dichlorobenzene	ug/L	<0.94	50	50	49.4	49.3	99	99	70-130	0	20	
Benzene	ug/L	<0.25	50	50	51.7	51.9	103	104	70-136	0	20	
Bromodichloromethane	ug/L	<0.36	50	50	50.0	50.7	100	101	70-130	1	20	
Bromoform	ug/L	<4.0	50	50	46.1	47.2	92	94	69-130	2	20	
Bromomethane	ug/L	<0.97	50	50	43.5	42.9	87	86	39-138	1	20	
Carbon disulfide	ug/L	<0.45	50	50	47.0	47.0	94	94	63-141	0	20	
Carbon tetrachloride	ug/L	<1.1	50	50	52.5	53.3	105	107	70-142	1	20	
Chlorobenzene	ug/L	<0.71	50	50	52.0	52.3	104	105	70-130	1	20	
Chloroethane	ug/L	<1.3	50	50	48.8	47.7	98	95	61-149	2	20	
Chloroform	ug/L	<1.3	50	50	51.8	51.7	104	103	75-133	0	20	
Chloromethane	ug/L	<2.2	50	50	39.2	39.2	78	78	32-143	0	20	
cis-1,2-Dichloroethene	ug/L	<0.27	50	50	50.1	49.9	100	100	70-130	0	20	
cis-1,3-Dichloropropene	ug/L	<3.6	50	50	46.1	46.4	92	93	70-130	1	20	
Dibromochloromethane	ug/L	<2.6	50	50	48.8	50.7	98	101	70-130	4	20	
Dichlorodifluoromethane	ug/L	<0.50	50	50	25.6	25.6	51	51	10-141	0	20	
Ethylbenzene	ug/L	<0.32	50	50	52.0	52.1	104	104	80-120	0	20	
Isopropylbenzene (Cumene)	ug/L	<1.7	50	50	52.6	52.6	105	105	70-130	0	20	
m&p-Xylene	ug/L	<0.47	100	100	104	102	104	102	70-130	1	20	
Methyl-tert-butyl ether	ug/L	<1.2	50	50	44.2	45.4	88	91	61-136	3	20	
Methylene Chloride	ug/L	<0.58	50	50	49.3	48.5	99	97	68-137	2	20	
o-Xylene	ug/L	<0.26	50	50	50.5	50.7	101	101	70-130	0	20	
Styrene	ug/L	<3.0	50	50	51.5	51.8	103	104	70-130	1	20	
Tetrachloroethene	ug/L	<0.33	50	50	48.5	50.5	97	101	70-130	4	20	
Toluene	ug/L	<0.27	50	50	50.5	51.3	101	103	80-120	1	20	
trans-1,2-Dichloroethene	ug/L	<0.46	50	50	50.1	49.1	100	98	70-130	2	20	
trans-1,3-Dichloropropene	ug/L	<4.4	50	50	45.1	46.1	90	92	69-130	2	20	
Trichloroethene	ug/L	<0.26	50	50	50.7	52.2	101	104	70-130	3	20	
Trichlorofluoromethane	ug/L	<0.21	50	50	52.8	52.7	106	105	74-157	0	20	
Vinyl chloride	ug/L	<0.17	50	50	42.8	43.0	86	86	51-140	0	20	
Xylene (Total)	ug/L	<1.5	150	150	154	153	103	102	70-130	1	20	
4-Bromofluorobenzene (S)	%						99	101	70-130			

Results presented on this page are in the units indicated by the "Units" column except where an alternate unit is presented to the right of the result.

REPORT OF LABORATORY ANALYSIS

This report shall not be reproduced, except in full,
without the written consent of Pace Analytical Services, LLC.

Pace Analytical Services, LLC
1241 Bellevue Street - Suite 9
Green Bay, WI 54302
(920)469-2436

QUALITY CONTROL DATA

Project: A204242 MADISON KIPP CORP.
Pace Project No.: 40216871

MATRIX SPIKE & MATRIX SPIKE DUPLICATE: 2132548 2132549

Parameter	Units	40216871006 Result	MS Spike Conc.	MSD Spike Conc.	MS Result	MSD Result	MS % Rec	MSD % Rec	% Rec Limits	RPD	Max RPD	Qual
Dibromofluoromethane (S)	%						102	99	70-130			
Toluene-d8 (S)	%						102	100	70-130			

Results presented on this page are in the units indicated by the "Units" column except where an alternate unit is presented to the right of the result.

REPORT OF LABORATORY ANALYSIS

This report shall not be reproduced, except in full,
without the written consent of Pace Analytical Services, LLC.

Pace Analytical Services, LLC
1241 Bellevue Street - Suite 9
Green Bay, WI 54302
(920)469-2436

QUALITY CONTROL DATA

Project: A204242 MADISON KIPP CORP.
Pace Project No.: 40216871

QC Batch: 368877 Analysis Method: EPA 8260
QC Batch Method: EPA 8260 Analysis Description: 8260 MSV
Laboratory: Pace Analytical Services - Green Bay
Associated Lab Samples: 40216871008, 40216871010, 40216871013, 40216871014, 40216871015, 40216871016, 40216871017

METHOD BLANK: 2132560 Matrix: Water
Associated Lab Samples: 40216871008, 40216871010, 40216871013, 40216871014, 40216871015, 40216871016, 40216871017

Parameter	Units	Blank Result	Reporting Limit	Analyzed	Qualifiers
1,1,1,2-Tetrachloroethane	ug/L	<0.27	1.0	10/27/20 07:24	
1,1,1-Trichloroethane	ug/L	<0.24	1.0	10/27/20 07:24	
1,1,2,2-Tetrachloroethane	ug/L	<0.28	1.0	10/27/20 07:24	
1,1,2-Trichloroethane	ug/L	<0.55	5.0	10/27/20 07:24	
1,1,2-Trichlorotrifluoroethane	ug/L	<0.54	5.0	10/27/20 07:24	
1,1-Dichloroethane	ug/L	<0.27	1.0	10/27/20 07:24	
1,1-Dichloroethene	ug/L	<0.24	1.0	10/27/20 07:24	
1,1-Dichloropropene	ug/L	<0.54	1.8	10/27/20 07:24	
1,2,3-Trichlorobenzene	ug/L	<2.2	7.4	10/27/20 07:24	
1,2,3-Trichloropropane	ug/L	<0.59	5.0	10/27/20 07:24	
1,2,4-Trichlorobenzene	ug/L	<0.95	5.0	10/27/20 07:24	
1,2,4-Trimethylbenzene	ug/L	<0.84	2.8	10/27/20 07:24	
1,2-Dibromo-3-chloropropane	ug/L	<1.8	5.9	10/27/20 07:24	
1,2-Dibromoethane (EDB)	ug/L	<0.83	2.8	10/27/20 07:24	
1,2-Dichlorobenzene	ug/L	<0.71	2.4	10/27/20 07:24	
1,2-Dichloroethane	ug/L	<0.28	1.0	10/27/20 07:24	
1,2-Dichloropropane	ug/L	<0.28	1.0	10/27/20 07:24	
1,3,5-Trimethylbenzene	ug/L	<0.87	2.9	10/27/20 07:24	
1,3-Dichlorobenzene	ug/L	<0.63	2.1	10/27/20 07:24	
1,3-Dichloropropane	ug/L	<0.83	2.8	10/27/20 07:24	
1,4-Dichlorobenzene	ug/L	<0.94	3.1	10/27/20 07:24	
2,2-Dichloropropane	ug/L	<2.3	7.6	10/27/20 07:24	
2-Butanone (MEK)	ug/L	<2.9	20.0	10/27/20 07:24	
2-Chlorotoluene	ug/L	<0.93	5.0	10/27/20 07:24	
2-Hexanone	ug/L	<5.2	17.4	10/27/20 07:24	
4-Chlorotoluene	ug/L	<0.76	2.5	10/27/20 07:24	
4-Methyl-2-pentanone (MIBK)	ug/L	<4.6	15.5	10/27/20 07:24	
Acetone	ug/L	<2.7	20.0	10/27/20 07:24	
Benzene	ug/L	<0.25	1.0	10/27/20 07:24	
Bromobenzene	ug/L	<0.24	1.0	10/27/20 07:24	
Bromochloromethane	ug/L	<0.36	5.0	10/27/20 07:24	
Bromodichloromethane	ug/L	<0.36	1.2	10/27/20 07:24	
Bromoform	ug/L	<4.0	13.2	10/27/20 07:24	
Bromomethane	ug/L	<0.97	5.0	10/27/20 07:24	
Carbon disulfide	ug/L	<0.45	1.5	10/27/20 07:24	
Carbon tetrachloride	ug/L	<1.1	3.6	10/27/20 07:24	
Chlorobenzene	ug/L	<0.71	2.4	10/27/20 07:24	
Chloroethane	ug/L	<1.3	5.0	10/27/20 07:24	
Chloroform	ug/L	<1.3	5.0	10/27/20 07:24	
Chloromethane	ug/L	<2.2	7.3	10/27/20 07:24	

Results presented on this page are in the units indicated by the "Units" column except where an alternate unit is presented to the right of the result.

REPORT OF LABORATORY ANALYSIS

This report shall not be reproduced, except in full,
without the written consent of Pace Analytical Services, LLC.

Pace Analytical Services, LLC
1241 Bellevue Street - Suite 9
Green Bay, WI 54302
(920)469-2436

QUALITY CONTROL DATA

Project: A204242 MADISON KIPP CORP.
Pace Project No.: 40216871

METHOD BLANK: 2132560 Matrix: Water
Associated Lab Samples: 40216871008, 40216871010, 40216871013, 40216871014, 40216871015, 40216871016, 40216871017

Parameter	Units	Blank Result	Reporting Limit	Analyzed	Qualifiers
cis-1,2-Dichloroethene	ug/L	<0.27	1.0	10/27/20 07:24	
cis-1,3-Dichloropropene	ug/L	<3.6	12.1	10/27/20 07:24	
Dibromochloromethane	ug/L	<2.6	8.7	10/27/20 07:24	
Dibromomethane	ug/L	<0.94	3.1	10/27/20 07:24	
Dichlorodifluoromethane	ug/L	<0.50	5.0	10/27/20 07:24	
Diisopropyl ether	ug/L	<1.9	6.3	10/27/20 07:24	
Ethylbenzene	ug/L	<0.32	1.1	10/27/20 07:24	
Hexachloro-1,3-butadiene	ug/L	<1.5	4.9	10/27/20 07:24	
Isopropylbenzene (Cumene)	ug/L	<1.7	5.6	10/27/20 07:24	
m&p-Xylene	ug/L	<0.47	2.0	10/27/20 07:24	
Methyl-tert-butyl ether	ug/L	<1.2	4.2	10/27/20 07:24	
Methylene Chloride	ug/L	<0.58	5.0	10/27/20 07:24	
n-Butylbenzene	ug/L	<0.71	2.4	10/27/20 07:24	
n-Hexane	ug/L	<1.7	5.7	10/27/20 07:24	
n-Propylbenzene	ug/L	<0.81	5.0	10/27/20 07:24	
Naphthalene	ug/L	<1.2	5.0	10/27/20 07:24	
o-Xylene	ug/L	<0.26	1.0	10/27/20 07:24	
p-Isopropyltoluene	ug/L	<0.80	2.7	10/27/20 07:24	
sec-Butylbenzene	ug/L	<0.85	5.0	10/27/20 07:24	
Styrene	ug/L	<3.0	10.0	10/27/20 07:24	
tert-Butylbenzene	ug/L	<0.30	1.0	10/27/20 07:24	
Tetrachloroethene	ug/L	<0.33	1.1	10/27/20 07:24	
Tetrahydrofuran	ug/L	<2.3	20.0	10/27/20 07:24	
Toluene	ug/L	<0.27	1.0	10/27/20 07:24	
trans-1,2-Dichloroethene	ug/L	<0.46	1.5	10/27/20 07:24	
trans-1,3-Dichloropropene	ug/L	<4.4	14.6	10/27/20 07:24	
Trichloroethene	ug/L	<0.26	1.0	10/27/20 07:24	
Trichlorofluoromethane	ug/L	<0.21	1.0	10/27/20 07:24	
Vinyl chloride	ug/L	<0.17	1.0	10/27/20 07:24	
Xylene (Total)	ug/L	<1.5	3.0	10/27/20 07:24	
4-Bromofluorobenzene (S)	%	96	70-130	10/27/20 07:24	
Dibromofluoromethane (S)	%	102	70-130	10/27/20 07:24	
Toluene-d8 (S)	%	99	70-130	10/27/20 07:24	

LABORATORY CONTROL SAMPLE: 2132561

Parameter	Units	Spike Conc.	LCS Result	LCS % Rec	% Rec Limits	Qualifiers
1,1,1-Trichloroethane	ug/L	50	53.2	106	70-130	
1,1,2,2-Tetrachloroethane	ug/L	50	48.9	98	64-131	
1,1,2-Trichloroethane	ug/L	50	50.9	102	70-130	
1,1,2-Trichlorotrifluoroethane	ug/L	50	49.6	99	50-150	
1,1-Dichloroethane	ug/L	50	49.7	99	69-163	
1,1-Dichloroethene	ug/L	50	46.8	94	77-123	
1,2,4-Trichlorobenzene	ug/L	50	45.9	92	68-130	

Results presented on this page are in the units indicated by the "Units" column except where an alternate unit is presented to the right of the result.

REPORT OF LABORATORY ANALYSIS

This report shall not be reproduced, except in full,
without the written consent of Pace Analytical Services, LLC.

Pace Analytical Services, LLC
1241 Bellevue Street - Suite 9
Green Bay, WI 54302
(920)469-2436

QUALITY CONTROL DATA

Project: A204242 MADISON KIPP CORP.
Pace Project No.: 40216871

LABORATORY CONTROL SAMPLE: 2132561

Parameter	Units	Spike Conc.	LCS Result	LCS % Rec	% Rec Limits	Qualifiers
1,2-Dibromo-3-chloropropane	ug/L	50	46.6	93	63-130	
1,2-Dibromoethane (EDB)	ug/L	50	51.2	102	70-130	
1,2-Dichlorobenzene	ug/L	50	50.2	100	70-130	
1,2-Dichloroethane	ug/L	50	53.0	106	78-142	
1,2-Dichloropropane	ug/L	50	50.0	100	86-134	
1,3-Dichlorobenzene	ug/L	50	49.6	99	70-130	
1,4-Dichlorobenzene	ug/L	50	50.3	101	70-130	
Benzene	ug/L	50	48.0	96	70-130	
Bromodichloromethane	ug/L	50	54.7	109	70-130	
Bromoform	ug/L	50	55.5	111	70-130	
Bromomethane	ug/L	50	27.1	54	39-129	
Carbon disulfide	ug/L	50	44.9	90	67-138	
Carbon tetrachloride	ug/L	50	56.5	113	70-132	
Chlorobenzene	ug/L	50	52.3	105	70-130	
Chloroethane	ug/L	50	39.4	79	66-140	
Chloroform	ug/L	50	52.0	104	75-132	
Chloromethane	ug/L	50	26.9	54	32-143	
cis-1,2-Dichloroethene	ug/L	50	47.9	96	70-130	
cis-1,3-Dichloropropene	ug/L	50	44.3	89	70-130	
Dibromochloromethane	ug/L	50	54.5	109	70-130	
Dichlorodifluoromethane	ug/L	50	25.9	52	10-141	
Ethylbenzene	ug/L	50	53.9	108	80-120	
Isopropylbenzene (Cumene)	ug/L	50	55.8	112	70-130	
m&p-Xylene	ug/L	100	108	108	70-130	
Methyl-tert-butyl ether	ug/L	50	45.8	92	61-129	
Methylene Chloride	ug/L	50	47.7	95	70-130	
o-Xylene	ug/L	50	53.7	107	70-130	
Styrene	ug/L	50	53.9	108	70-130	
Tetrachloroethene	ug/L	50	53.0	106	70-130	
Toluene	ug/L	50	51.4	103	80-120	
trans-1,2-Dichloroethene	ug/L	50	49.5	99	70-130	
trans-1,3-Dichloropropene	ug/L	50	43.2	86	69-130	
Trichloroethene	ug/L	50	54.4	109	70-130	
Trichlorofluoromethane	ug/L	50	50.4	101	75-145	
Vinyl chloride	ug/L	50	33.5	67	51-140	
Xylene (Total)	ug/L	150	161	108	70-130	
4-Bromofluorobenzene (S)	%			105	70-130	
Dibromofluoromethane (S)	%			102	70-130	
Toluene-d8 (S)	%			100	70-130	

Results presented on this page are in the units indicated by the "Units" column except where an alternate unit is presented to the right of the result.

REPORT OF LABORATORY ANALYSIS

This report shall not be reproduced, except in full,
without the written consent of Pace Analytical Services, LLC.

Pace Analytical Services, LLC
1241 Bellevue Street - Suite 9
Green Bay, WI 54302
(920)469-2436

QUALITY CONTROL DATA

Project: A204242 MADISON KIPP CORP.
Pace Project No.: 40216871

QC Batch: 368998 | Analysis Method: SM 2540C
QC Batch Method: SM 2540C | Analysis Description: 2540C Total Dissolved Solids
Laboratory: Pace Analytical Services - Green Bay
Associated Lab Samples: 40216871003, 40216871007, 40216871009, 40216871011, 40216871012, 40216871014, 40216871015

METHOD BLANK: 2133249 Matrix: Water
Associated Lab Samples: 40216871003, 40216871007, 40216871009, 40216871011, 40216871012, 40216871014, 40216871015

Parameter	Units	Blank Result	Reporting Limit	Analyzed	Qualifiers
Total Dissolved Solids	mg/L	<8.7	20.0	10/21/20 18:47	

LABORATORY CONTROL SAMPLE: 2133250

Parameter	Units	Spike Conc.	LCS Result	LCS % Rec	% Rec Limits	Qualifiers
Total Dissolved Solids	mg/L	584	558	96	80-120	

SAMPLE DUPLICATE: 2133251

Parameter	Units	40216815008 Result	Dup Result	RPD	Max RPD	Qualifiers
Total Dissolved Solids	mg/L	540	510	6	10	

SAMPLE DUPLICATE: 2133252

Parameter	Units	40216871003 Result	Dup Result	RPD	Max RPD	Qualifiers
Total Dissolved Solids	mg/L	1070	1060	2	10	

Results presented on this page are in the units indicated by the "Units" column except where an alternate unit is presented to the right of the result.

REPORT OF LABORATORY ANALYSIS

This report shall not be reproduced, except in full,
without the written consent of Pace Analytical Services, LLC.

Pace Analytical Services, LLC
1241 Bellevue Street - Suite 9
Green Bay, WI 54302
(920)469-2436

QUALITY CONTROL DATA

Project: A204242 MADISON KIPP CORP.
Pace Project No.: 40216871

QC Batch: 368858 | Analysis Method: SM 2540D
QC Batch Method: SM 2540D | Analysis Description: 2540D Total Suspended Solids
Laboratory: Pace Analytical Services - Green Bay
Associated Lab Samples: 40216871003, 40216871007, 40216871009, 40216871011, 40216871012, 40216871014, 40216871015

METHOD BLANK: 2132507 Matrix: Water
Associated Lab Samples: 40216871003, 40216871007, 40216871009, 40216871011, 40216871012, 40216871014, 40216871015

Parameter	Units	Blank Result	Reporting Limit	Analyzed	Qualifiers
Total Suspended Solids	mg/L	<0.48	1.0	10/21/20 06:16	

LABORATORY CONTROL SAMPLE: 2132508

Parameter	Units	Spike Conc.	LCS Result	LCS % Rec	% Rec Limits	Qualifiers
Total Suspended Solids	mg/L	100	104	104	80-120	

SAMPLE DUPLICATE: 2132509

Parameter	Units	10535988001 Result	Dup Result	RPD	Max RPD	Qualifiers
Total Suspended Solids	mg/L	4110	4030	2	10	

SAMPLE DUPLICATE: 2132510

Parameter	Units	10535988002 Result	Dup Result	RPD	Max RPD	Qualifiers
Total Suspended Solids	mg/L	3480	3450	1	10	

Results presented on this page are in the units indicated by the "Units" column except where an alternate unit is presented to the right of the result.

REPORT OF LABORATORY ANALYSIS

This report shall not be reproduced, except in full,
without the written consent of Pace Analytical Services, LLC.

Pace Analytical Services, LLC
1241 Bellevue Street - Suite 9
Green Bay, WI 54302
(920)469-2436

QUALIFIERS

Project: A204242 MADISON KIPP CORP.
Pace Project No.: 40216871

DEFINITIONS

DF - Dilution Factor, if reported, represents the factor applied to the reported data due to dilution of the sample aliquot.

ND - Not Detected at or above LOD.

J - Estimated concentration at or above the LOD and below the LOQ.

LOD - Limit of Detection adjusted for dilution factor, percent moisture, initial weight and final volume.

LOQ - Limit of Quantitation adjusted for dilution factor, percent moisture, initial weight and final volume.

S - Surrogate

1,2-Diphenylhydrazine decomposes to and cannot be separated from Azobenzene using Method 8270. The result for each analyte is a combined concentration.

Consistent with EPA guidelines, unrounded data are displayed and have been used to calculate % recovery and RPD values.

LCS(D) - Laboratory Control Sample (Duplicate)

MS(D) - Matrix Spike (Duplicate)

DUP - Sample Duplicate

RPD - Relative Percent Difference

NC - Not Calculable.

SG - Silica Gel - Clean-Up

U - Indicates the compound was analyzed for, but not detected at or above the adjusted LOD.

N-Nitrosodiphenylamine decomposes and cannot be separated from Diphenylamine using Method 8270. The result reported for each analyte is a combined concentration.

Pace Analytical is TNI accredited. Contact your Pace PM for the current list of accredited analytes.

TNI - The NELAC Institute.

This report shall not be reproduced, except in full,
without the written consent of Pace Analytical Services, LLC.

Pace Analytical Services, LLC
1241 Bellevue Street - Suite 9
Green Bay, WI 54302
(920)469-2436

QUALITY CONTROL DATA CROSS REFERENCE TABLE

Project: A204242 MADISON KIPP CORP.
Pace Project No.: 40216871

Lab ID	Sample ID	QC Batch Method	QC Batch	Analytical Method	Analytical Batch
40216871001	**MW-3D3**	EPA 8260	368868		
40216871002	**MW-3D2**	EPA 8260	368868		
40216871003	**MW-5S**	EPA 8260	368868		
40216871004	**MW-5D**	EPA 8260	368868		
40216871005	**MW-5D2**	EPA 8260	368868		
40216871006	**MW-5D3**	EPA 8260	368868		
40216871007	**MW-6S**	EPA 8260	368868		
40216871008	**MW-6D**	EPA 8260	368877		
40216871010	**MW-17**	EPA 8260	368877		
40216871013	**DUP-01**	EPA 8260	368877		
40216871014	**DUP-02**	EPA 8260	368877		
40216871015	**FB-01**	EPA 8260	368877		
40216871016	**TRIP BLANK**	EPA 8260	368877		
40216871017	**MW-3S**	EPA 8260	368877		
40216871003	**MW-5S**	SM 2540C	368998		
40216871007	**MW-6S**	SM 2540C	368998		
40216871009	**MW-11S**	SM 2540C	368998		
40216871011	**MW-29S**	SM 2540C	368998		
40216871012	**MW-29D**	SM 2540C	368998		
40216871014	**DUP-02**	SM 2540C	368998		
40216871015	**FB-01**	SM 2540C	368998		
40216871003	**MW-5S**	SM 2540D	368858		
40216871007	**MW-6S**	SM 2540D	368858		
40216871009	**MW-11S**	SM 2540D	368858		
40216871011	**MW-29S**	SM 2540D	368858		
40216871012	**MW-29D**	SM 2540D	368858		
40216871014	**DUP-02**	SM 2540D	368858		
40216871015	**FB-01**	SM 2540D	368858		

This report shall not be reproduced, except in full,
without the written consent of Pace Analytical Services, LLC.

Pace Analytical®
ENVIRONMENTAL SCIENCES
MOBILE LAB SERVICES

SUBCONTRACT ORDER

Pace Analytical - Madison

A204242

402168 71

SENDING LABORATORY:

Pace Analytical - Madison
2525 Advance Road
Madison, WI 53718
Phone: 608.221.8700
Fax: 608,221,4889
Project Manager: Jessica Esser

RECEIVING LABORATORY:

Pace Analytical
1241 Bellevue Street, Suite 9
Green Bay, WI 54302
Phone :(920) 469-2436
Fax: (920) 469-8827

Turn around Time: X Normal
_____ Rush

Project Name: Madison Kipp Corporation - Madison, WI

Analysis	Due	Expires	Laboratory ID	Comments
MW-3D3 **Lab ID: A204242-01** **Water** **Sampled: 10/16/2020 12:44**			001	
8260 WI Full List	10/30/2020 00:00	10/30/2020 12:44		Report to MDL-Report total xylenes
Containers Supplied:				
07_40mL Clear Vial (pre-] 07_40mL Clear Vial (pre-] 07_40mL Clear Vial (pre-]				
MW-3D2 **Lab ID: A204242-02** **Water** **Sampled: 10/16/2020 15:29**			002	
8260 WI Full List	10/30/2020 00:00	10/30/2020 15:29		Report to MDL-Report total xylenes
Containers Supplied:				
07_40mL Clear Vial (pre-] 07_40mL Clear Vial (pre-] 07_40mL Clear Vial (pre-]				
MW-5S **Lab ID: A204242-03** **Water** **Sampled: 10/16/2020 10:03**			003	
2540D - Suspended Solids	10/30/2020 00:00	10/23/2020 10:03		
8260 WI Full List	10/30/2020 00:00	10/30/2020 10:03		Report to MDL-Report total xylenes
Subcontracted Analysis - Pace	10/30/2020 00:00	10/30/2020 10:03		Dissolved Solids, Total
Containers Supplied:				
07_40mL Clear Vial (pre-] 07_40mL Clear Vial (pre-] 07_40mL Clear Vial (pre-] 14_1000mL Plastic Cool t 14_500mL Plastic Cool to				
MW-5D **Lab ID: A204242-04** **Water** **Sampled: 10/16/2020 11:47**			004	
8260 WI Full List	10/30/2020 00:00	10/30/2020 11:47		Report to MDL-Report total xylenes
Containers Supplied:				
07_40mL Clear Vial (pre-] 07_40mL Clear Vial (pre-] 07_40mL Clear Vial (pre-]				
MW-5D2 **Lab ID: A204242-05** **Water** **Sampled: 10/16/2020 11:13**			005	
8260 WI Full List	10/30/2020 00:00	10/30/2020 11:13		Report to MDL-Report total xylenes
Containers Supplied:				
07_40mL Clear Vial (pre-] 07_40mL Clear Vial (pre-] 07_40mL Clear Vial (pre-]				

Released By	Date	Received By	Date
[signature]	10/19/20		
CS Logistics	10/20/20 1035	Sam Kapp Pace	10/20/20 1035

Pace Analytical®
ENVIRONMENTAL SCIENCES
MOBILE LAB SERVICES

SUBCONTRACT ORDER

Pace Analytical - Madison

A204242

402168771

Analysis	Due	Expires	Laboratory ID	Comments
MW-5D3 **Lab ID: A204242-06** **Water** **Sampled: 10/16/2020 08:44**			006	
8260 WI Full List	10/30/2020 00:00	10/30/2020 08:44		Report to MDL-Report total xylenes
Containers Supplied:				
07_40mL Clear Vial (pre-] 07_40mL Clear Vial (pre-] 07_40mL Clear Vial (pre-] 07_40mL Clear Vial (pre-] 07_40mL Clear Vial (pre-] 07_40mL Clear Vial (pre-]				
MW-6S **Lab ID: A204242-07** **Water** **Sampled: 10/15/2020 11:39**			007	
2540D - Suspended Solids	10/30/2020 00:00	10/22/2020 11:39		
8260 WI Full List	10/30/2020 00:00	10/29/2020 11:39		Report to MDL-Report total xylenes
Subcontracted Analysis - Pace	10/30/2020 00:00	10/29/2020 11:39		Dissolved Solids, Total
Containers Supplied:				
07_40mL Clear Vial (pre-] 07_40mL Clear Vial (pre-] 07_40mL Clear Vial (pre-] 14_1000mL Plastic Cool t 14_500mL Plastic Cool to				
MW-6D **Lab ID: A204242-08** **Water** **Sampled: 10/15/2020 12:25**			008	
8260 WI Full List	10/30/2020 00:00	10/29/2020 12:25		Report to MDL-Report total xylenes
Containers Supplied:				
07_40mL Clear Vial (pre-] 07_40mL Clear Vial (pre-] 07_40mL Clear Vial (pre-]				
MW-11S **Lab ID: A204242-09** **Water** **Sampled: 10/15/2020 13:33**			009	
Subcontracted Analysis - Pace	10/30/2020 00:00	10/29/2020 13:33		Dissolved Solids, Total
2540D - Suspended Solids	10/30/2020 00:00	10/22/2020 13:33		
Containers Supplied:				
14_1000mL Plastic Cool t 14_500mL Plastic Cool to				
MW-17 **Lab ID: A204242-10** **Water** **Sampled: 10/15/2020 10:39**			010	
8260 WI Full List	10/30/2020 00:00	10/29/2020 10:39		Report to MDL-Report total xylenes
Containers Supplied:				
07_40mL Clear Vial (pre-] 07_40mL Clear Vial (pre-] 07_40mL Clear Vial (pre-]				
MW-29S **Lab ID: A204242-11** **Water** **Sampled: 10/15/2020 15:45**			011	
2540D - Suspended Solids	10/30/2020 00:00	10/22/2020 15:45		
Subcontracted Analysis - Pace	10/30/2020 00:00	10/29/2020 15:45		Dissolved Solids, Total
Containers Supplied:				
14_1000mL Plastic Cool t 14_500mL Plastic Cool to				

Released By	Date	Received By	Date
	10/19/20		
CS Logistics	10/20/20 1035	Sara Kopp Pace	10/20/20 1035

Pace Analytical®
ENVIRONMENTAL SCIENCES
MOBILE LAB SERVICES

SUBCONTRACT ORDER

Pace Analytical - Madison

A204242

4021687

Analysis	Due	Expires	Laboratory ID	Comments
MW-29D **Lab ID: A204242-12** **Water** **Sampled: 10/15/2020 16:13**			012	
2540D - Suspended Solids	10/30/2020 00:00	10/22/2020 16:13		
Subcontracted Analysis - Pace	10/30/2020 00:00	10/29/2020 16:13		Dissolved Solids, Total
Containers Supplied:				
14_1000mL Plastic Cool t 14_500mL Plastic Cool to				
DUP-01 **Lab ID: A204242-13** **Water** **Sampled: 10/15/2020 00:00**			013	
8260 WI Full List	10/30/2020 00:00	10/29/2020 00:00		Report to MDL-Report total xylenes
Containers Supplied:				
07_40mL Clear Vial (pre-] 07_40mL Clear Vial (pre-] 07_40mL Clear Vial (pre-]				
DUP-02 **Lab ID: A204242-14** **Water** **Sampled: 10/16/2020 00:00**			014	
2540D - Suspended Solids	10/30/2020 00:00	10/23/2020 00:00		
8260 WI Full List	10/30/2020 00:00	10/30/2020 00:00		Report to MDL-Report total xylenes
Subcontracted Analysis - Pace	10/30/2020 00:00	10/30/2020 00:00		Dissolved Solids, Total
Containers Supplied:				
07_40mL Clear Vial (pre-] 07_40mL Clear Vial (pre-] 07_40mL Clear Vial (pre-] 14_1000mL Plastic Cool t 14_500mL Plastic Cool to				
FB-01 **Lab ID: A204242-15** **Water** **Sampled: 10/16/2020 13:55**			015	
2540D - Suspended Solids	10/30/2020 00:00	10/23/2020 13:55		
8260 WI Full List	10/30/2020 00:00	10/30/2020 13:55		Report to MDL-Report total xylenes
Subcontracted Analysis - Pace	10/30/2020 00:00	10/30/2020 13:55		Dissolved Solids, Total
Containers Supplied:				
07_40mL Clear Vial (pre-] 07_40mL Clear Vial (pre-] 07_40mL Clear Vial (pre-] 14_1000mL Plastic Cool t 14_500mL Plastic Cool to				
Trip Blank **Lab ID: A204242-16** **Water** **Sampled: 10/15/2020 00:00**			016	
8260 WI Full List	10/30/2020 00:00	10/29/2020 00:00		Report to MDL-Report total xylenes
Containers Supplied:				
07_40mL Clear Vial (pre-]				
MW-3S **Lab ID: A204242-17** **Water** **Sampled: 10/16/2020 16:38**			017	
8260 WI Full List	10/30/2020 00:00	10/30/2020 16:38		Report to MDL-Report total xylenes
Containers Supplied:				
07_40mL Clear Vial (pre-] 07_40mL Clear Vial (pre-] 07_40mL Clear Vial (pre-]				

Released By	Date	Received By	Date
	10/19/20		
CS Logistics	10/20/20 1035	Sean Kopp Pace	10/20/20 1035

Pace Analytical Services, LLC
1241 Bellevue Street, Suite 9
Green Bay, WI 54302

Sample Preservation Receipt Form

Client Name: Pace Madison Project # 4021687

All containers needing preservation have been checked and noted below: □Yes □No ☒N/A Initial when completed: Date/ Time:

Lab Lot# of pH paper: Lab Std #ID of preservation (if pH adjusted):

Pace Lab #	Glass								Plastic					Vials						Jars				General			VOA Vials (>6mm) *	H2SO4 pH ≤2	NaOH+Zn Act pH ≥9	NaOH pH ≥12	HNO3 pH ≤2	pH after adjusted	Volume (mL)
	AG1U	BG1U	AG1H	AG4S	AG4U	AG5U	AG2S	BG3U	BP1U	BP3U	BP3B	BP3N	BP3S	VG9A	DG9T	VG9U	VG9H	VG9M	VG9D	JGFU	JG9U	WGFU	WPFU	SP5T	ZPLC	GN							
001																	3																2.5 / 5 / 10
002																	3																2.5 / 5 / 10
003									1	1							3																2.5 / 5 / 10
004																	3																2.5 / 5 / 10
005																	3																2.5 / 5 / 10
006																	6																2.5 / 5 / 10
007									1	1							3																2.5 / 5 / 10
008																	3																2.5 / 5 / 10
009									1	1																							2.5 / 5 / 10
010																	3																2.5 / 5 / 10
011									1	1																							2.5 / 5 / 10
012									1	1																							2.5 / 5 / 10
013																	3																2.5 / 5 / 10
014									1	1							3																2.5 / 5 / 10
015									1	1							3																2.5 / 5 / 10
016																	1																2.5 / 5 / 10
017																	3																2.5 / 5 / 10
018																																	2.5 / 5 / 10
019																																	2.5 / 5 / 10
020																									10/20/20								2.5 / 5 / 10

Exceptions to preservation check: VOA, Coliform, TOC, TOX, TOH, O&G, WI DRO, Phenolics, Other:_____ Headspace in VOA Vials (>6mm) : □Yes ☒No □N/A *If yes look in headspace column

AG1U	1 liter amber glass
BG1U	1 liter clear glass
AG1H	1 liter amber glass HCL
AG4S	125 mL amber glass H2SO4
AG4U	120 mL amber glass unpres
AG5U	100 mL amber glass unpres
AG2S	500 mL amber glass H2SO4
BG3U	250 mL clear glass unpres

BP1U	1 liter plastic unpres
BP3U	250 mL plastic unpres
BP3B	250 mL plastic NaOH
BP3N	250 mL plastic HNO3
BP3S	250 mL plastic H2SO4

VG9A	40 mL clear ascorbic
DG9T	40 mL amber Na Thio
VG9U	40 mL clear vial unpres
VG9H	40 mL clear vial HCL
VG9M	40 mL clear vial MeOH
VG9D	40 mL clear vial DI

JGFU	4 oz amber jar unpres
JG9U	9 oz amber jar unpres
WGFU	4 oz clear jar unpres
WPFU	4 oz plastic jar unpres
SP5T	120 mL plastic Na Thiosulfate
ZPLC	ziploc bag
GN	

Pace Analytical® 1241 Bellevue Street, Green Bay, WI 54302	Document Name: Sample Condition Upon Receipt (SCUR)	Document Revised: 26Mar2020
	Document No.: ENV-FRM-GBAY-0014-Rev.00	Author: Pace Green Bay Quality Office

Sample Condition Upon Receipt Form (SCUR)

Project #: WO#: 40216871

Client Name: Pace Madison

Courier: ☒ CS Logistics ☐ Fed Ex ☐ Speedee ☐ UPS ☐ Waltco ☐ Client ☐ Pace Other:

Tracking #: 1398. 101920

Custody Seal on Cooler/Box Present: ☐ yes ☒ no Seals intact: ☐ yes ☐ no

Custody Seal on Samples Present: ☐ yes ☒ no Seals intact: ☐ yes ☐ no

Packing Material: ☒ Bubble Wrap ☒ Bubble Bags ☐ None ☐ Other

Thermometer Used SR - N/A **Type of Ice:** (Wet) Blue Dry None ☒ Samples on ice, cooling process has begun

Cooler Temperature Uncorr: RoI /Corr:

Temp Blank Present: ☒ yes ☐ no **Biological Tissue is Frozen:** ☐ yes ☐ no

Person examining contents:
Date: 10/20/20 Initials: SRK

Labeled By Initials: SKW

Temp should be above freezing to 6°C.
Biota Samples may be received at ≤ 0°C if shipped on Dry Ice.

Chain of Custody Present:	☒Yes	☐No	☐N/A	1.
Chain of Custody Filled Out:	☒Yes	☐No	☐N/A	2.
Chain of Custody Relinquished:	☒Yes	☐No	☐N/A	3.
Sampler Name & Signature on COC:	☐Yes	☐No	☒N/A	4. IRWD 10/20/20 SRK
Samples Arrived within Hold Time:	☒Yes	☐No		5.
- VOA Samples frozen upon receipt	☐Yes	☐No		Date/Time:
Short Hold Time Analysis (<72hr):	☐Yes	☒No		6.
Rush Turn Around Time Requested:	☐Yes	☒No		7.
Sufficient Volume: For Analysis: ☒Yes ☐No MS/MSD:	☒Yes	☐No	☐N/A	8.
Correct Containers Used:	☒Yes	☐No		9.
-Pace Containers Used:	☐Yes	☒No	☐N/A	
-Pace IR Containers Used:	☒Yes	☐No	☐N/A	
Containers Intact:	☒Yes	☐No		10.
Filtered volume received for Dissolved tests	☐Yes	☐No	☒N/A	11.
Sample Labels match COC:	☒Yes	☐No	☐N/A	12.
-Includes date/time/ID/Analysis Matrix: W				
Trip Blank Present:	☒Yes	☐No	☐N/A	13.
Trip Blank Custody Seals Present	☐Yes	☒No	☐N/A	
Pace Trip Blank Lot # (if purchased):				

Client Notification/ Resolution: If checked, see attached form for additional comments ☐

Person Contacted: Date/Time:

Comments/ Resolution:

PM Review is documented electronically in LIMs. By releasing the project, the PM acknowledges they have reviewed the sample logir

Pace Analytical®
ENVIRONMENTAL SCIENCES
MOBILE LAB SERVICES

2525 Advance Road
Madison, WI 53718
608.221.8700 Phone
608.221.4889 Fax

October 31, 2020

Andrew Stehn
TRC Environmental Corporation, Inc.
708 Heartland Trail, Ste 3000
Madison, WI 53717

RE: Madison Kipp Corporation - Madison, WI

Enclosed are the analytical results for the samples received by the laboratory on 10/20/2020.

The results in this report apply to the samples analyzed in accordance with the chain of custody document. These results are in compliance with the 2009 NELAC Standards and the appropriate agencies listed below, unless otherwise noted in the case narrative. This analytical report should be reproduced in its entirety.

If you have any questions concerning this report, please feel free to contact me.

Sincerely,

Jessica Esser
Project Manager

Certification List			Expires
DODELAP	DOD ELAP Accreditation (A2LA)	3269.01	03/31/2021
ILEPA	Illinois Secondary NELAP Accreditation	004366	04/30/2021
KDHE	Kansas Secondary NELAP Accreditation	E-10384	04/30/2021
LELAP	Louisiana Primary NELAP Accreditation	04165	06/30/2021
NJDEP	New Jersey Secondary NELAP Accreditation	WI004	06/30/2021
TCEQ	Texas Secondary NELAP Accreditation	T104704504-16-7	11/30/2020
WDNR	Wisconsin Certification under NR 149	113289110	08/31/2021

Pace Analytical®
ENVIRONMENTAL SCIENCES
MOBILE LAB SERVICES

2525 Advance Road
Madison, WI 53718
608.221.8700 Phone
608.221.4889 Fax

TRC Environmental Corporation, Inc.	Project: Madison Kipp Corporation - Madison, WI
708 Heartland Trail, Ste 3000	Project Number: 372148 Ph. 2 Tsk 1
Madison WI, 53717	Project Manager: Andrew Stehn

ANALYTICAL REPORT FOR SAMPLES

Sample ID	Laboratory ID	Matrix	Date Sampled	Date Received
MW-1	A204304-01	Water	10/20/2020	10/20/2020
MW-2D	A204304-02	Water	10/20/2020	10/20/2020
MW-3D	A204304-03	Water	10/19/2020	10/20/2020
MW-24	A204304-04	Water	10/19/2020	10/20/2020
MW-28	A204304-05	Water	10/19/2020	10/20/2020
DUP-03	A204304-06	Water	10/19/2020	10/20/2020
DUP-04	A204304-07	Water	10/20/2020	10/20/2020
Trip Blank-03	A204304-08	Water	10/20/2020	10/20/2020

CASE NARRATIVE

Sample Receipt Information:
Eight samples were received on 10/20/2020. Samples were received in acceptable condition with the exception noted below.

Sample A204304-03 had a discrepancy between the sample description on the chain of custody (COC) and the sample description on the container. Per the client, the COC sample description is correct.

VOC and TSS/TDS analysis was subcontracted to Pace Analytical in Green Bay, WI. Please see their appended report for quality control results.

Please see the chain of custody (COC) document at the end of this report for additional information.

Pace Analytical®
ENVIRONMENTAL SCIENCES
MOBILE LAB SERVICES

2525 Advance Road
Madison, WI 53718
608.221.8700 Phone
608.221.4889 Fax

TRC Environmental Corporation, Inc.
708 Heartland Trail, Ste 3000
Madison WI, 53717

Project: Madison Kipp Corporation - Madison, WI
Project Number: 372148 Ph. 2 Tsk 1
Project Manager: Andrew Stehn

MW-1

A204304-01 (Water)

Date Sampled
10/20/2020 09:34

Pace Analytical-Green Bay, WI

EPA 8260 — **Preparation Batch:MSV 54603**

Analyte	Result	Limit of Detection	Limit of Quantitation	Units	Dilution	Prepared	Analyzed	Method	Qualifiers
1,1,1,2-Tetrachloroethane	ND	0.27	1.0	ug/L	1	10/28/2020	10/28/2020 15:17	EPA 8260	
1,1,1-Trichloroethane	ND	0.24	1.0	ug/L	1	10/28/2020	10/28/2020 15:17	EPA 8260	
1,1,2,2-Tetrachloroethane	ND	0.28	1.0	ug/L	1	10/28/2020	10/28/2020 15:17	EPA 8260	
1,1,2-Trichloroethane	ND	0.55	5.0	ug/L	1	10/28/2020	10/28/2020 15:17	EPA 8260	
1,1,2-Trichlorotrifluoroethane	ND	0.54	5.0	ug/L	1	10/28/2020	10/28/2020 15:17	EPA 8260	
1,1-Dichloroethane	ND	0.27	1.0	ug/L	1	10/28/2020	10/28/2020 15:17	EPA 8260	
1,1-Dichloroethene	ND	0.24	1.0	ug/L	1	10/28/2020	10/28/2020 15:17	EPA 8260	
1,1-Dichloropropene	ND	0.54	1.8	ug/L	1	10/28/2020	10/28/2020 15:17	EPA 8260	
1,2,3-Trichlorobenzene	ND	2.2	7.4	ug/L	1	10/28/2020	10/28/2020 15:17	EPA 8260	
1,2,3-Trichloropropane	ND	0.59	5.0	ug/L	1	10/28/2020	10/28/2020 15:17	EPA 8260	
1,2,4-Trichlorobenzene	ND	0.95	5.0	ug/L	1	10/28/2020	10/28/2020 15:17	EPA 8260	
1,2,4-Trimethylbenzene	ND	0.84	2.8	ug/L	1	10/28/2020	10/28/2020 15:17	EPA 8260	
1,2-Dibromo-3-chloropropane	ND	1.8	5.9	ug/L	1	10/28/2020	10/28/2020 15:17	EPA 8260	
1,2-Dibromoethane (EDB)	ND	0.83	2.8	ug/L	1	10/28/2020	10/28/2020 15:17	EPA 8260	
1,2-Dichlorobenzene	ND	0.71	2.4	ug/L	1	10/28/2020	10/28/2020 15:17	EPA 8260	
1,2-Dichloroethane	ND	0.28	1.0	ug/L	1	10/28/2020	10/28/2020 15:17	EPA 8260	
1,2-Dichloropropane	ND	0.28	1.0	ug/L	1	10/28/2020	10/28/2020 15:17	EPA 8260	
1,3,5-Trimethylbenzene	ND	0.87	2.9	ug/L	1	10/28/2020	10/28/2020 15:17	EPA 8260	
1,3-Dichlorobenzene	ND	0.63	2.1	ug/L	1	10/28/2020	10/28/2020 15:17	EPA 8260	
1,3-Dichloropropane	ND	0.83	2.8	ug/L	1	10/28/2020	10/28/2020 15:17	EPA 8260	
1,4-Dichlorobenzene	ND	0.94	3.1	ug/L	1	10/28/2020	10/28/2020 15:17	EPA 8260	
2,2-Dichloropropane	ND	2.3	7.6	ug/L	1	10/28/2020	10/28/2020 15:17	EPA 8260	
2-Butanone (MEK)	ND	2.9	20.0	ug/L	1	10/28/2020	10/28/2020 15:17	EPA 8260	
2-Chlorotoluene	ND	0.93	5.0	ug/L	1	10/28/2020	10/28/2020 15:17	EPA 8260	
2-Hexanone	ND	5.2	17.4	ug/L	1	10/28/2020	10/28/2020 15:17	EPA 8260	
4-Chlorotoluene	ND	0.76	2.5	ug/L	1	10/28/2020	10/28/2020 15:17	EPA 8260	
4-Methyl-2-pentanone (MIBK)	ND	4.6	15.5	ug/L	1	10/28/2020	10/28/2020 15:17	EPA 8260	
Acetone	ND	2.7	20.0	ug/L	1	10/28/2020	10/28/2020 15:17	EPA 8260	
Benzene	ND	0.25	1.0	ug/L	1	10/28/2020	10/28/2020 15:17	EPA 8260	
Bromobenzene	ND	0.24	1.0	ug/L	1	10/28/2020	10/28/2020 15:17	EPA 8260	
Bromochloromethane	ND	0.36	5.0	ug/L	1	10/28/2020	10/28/2020 15:17	EPA 8260	
Bromodichloromethane	ND	0.36	1.2	ug/L	1	10/28/2020	10/28/2020 15:17	EPA 8260	
Bromoform	ND	4.0	13.2	ug/L	1	10/28/2020	10/28/2020 15:17	EPA 8260	
Bromomethane	ND	0.97	5.0	ug/L	1	10/28/2020	10/28/2020 15:17	EPA 8260	
Carbon disulfide	ND	0.45	1.5	ug/L	1	10/28/2020	10/28/2020 15:17	EPA 8260	
Carbon tetrachloride	ND	1.1	3.6	ug/L	1	10/28/2020	10/28/2020 15:17	EPA 8260	
Chlorobenzene	ND	0.71	2.4	ug/L	1	10/28/2020	10/28/2020 15:17	EPA 8260	
Chloroethane	ND	1.3	5.0	ug/L	1	10/28/2020	10/28/2020 15:17	EPA 8260	
Chloroform	ND	1.3	5.0	ug/L	1	10/28/2020	10/28/2020 15:17	EPA 8260	
Chloromethane	ND	2.2	7.3	ug/L	1	10/28/2020	10/28/2020 15:17	EPA 8260	
cis-1,2-Dichloroethene	**8.7**	0.27	1.0	ug/L	1	10/28/2020	10/28/2020 15:17	EPA 8260	
cis-1,3-Dichloropropene	ND	3.6	12.1	ug/L	1	10/28/2020	10/28/2020 15:17	EPA 8260	
Dibromochloromethane	ND	2.6	8.7	ug/L	1	10/28/2020	10/28/2020 15:17	EPA 8260	

Pace Analytical®
ENVIRONMENTAL SCIENCES
MOBILE LAB SERVICES

2525 Advance Road
Madison, WI 53718
608.221.8700 Phone
608.221.4889 Fax

TRC Environmental Corporation, Inc.
708 Heartland Trail, Ste 3000
Madison WI, 53717

Project: Madison Kipp Corporation - Madison, WI
Project Number: 372148 Ph. 2 Tsk 1
Project Manager: Andrew Stehn

MW-1

A204304-01 (Water)

Date Sampled
10/20/2020 09:34

Pace Analytical-Green Bay, WI

EPA 8260 — **Preparation Batch:MSV 54603**

Analyte	Result	Limit of Detection	Limit of Quantitation	Units	Dilution	Prepared	Analyzed	Method	Qualifiers
Dibromomethane	ND	0.94	3.1	ug/L	1	10/28/2020	10/28/2020 15:17	EPA 8260	
Dichlorodifluoromethane	ND	0.50	5.0	ug/L	1	10/28/2020	10/28/2020 15:17	EPA 8260	
Diisopropyl ether	ND	1.9	6.3	ug/L	1	10/28/2020	10/28/2020 15:17	EPA 8260	
Ethylbenzene	ND	0.32	1.1	ug/L	1	10/28/2020	10/28/2020 15:17	EPA 8260	
Hexachloro-1,3-butadiene	ND	1.5	4.9	ug/L	1	10/28/2020	10/28/2020 15:17	EPA 8260	
Isopropylbenzene (Cumene)	ND	1.7	5.6	ug/L	1	10/28/2020	10/28/2020 15:17	EPA 8260	
m&p-Xylene	ND	0.47	2.0	ug/L	1	10/28/2020	10/28/2020 15:17	EPA 8260	
Methylene Chloride	ND	0.58	5.0	ug/L	1	10/28/2020	10/28/2020 15:17	EPA 8260	
Methyl-tert-butyl ether	ND	1.2	4.2	ug/L	1	10/28/2020	10/28/2020 15:17	EPA 8260	
Naphthalene	ND	1.2	5.0	ug/L	1	10/28/2020	10/28/2020 15:17	EPA 8260	
n-Butylbenzene	ND	0.71	2.4	ug/L	1	10/28/2020	10/28/2020 15:17	EPA 8260	
n-Hexane	ND	1.7	5.7	ug/L	1	10/28/2020	10/28/2020 15:17	EPA 8260	
n-Propylbenzene	ND	0.81	5.0	ug/L	1	10/28/2020	10/28/2020 15:17	EPA 8260	
o-Xylene	ND	0.26	1.0	ug/L	1	10/28/2020	10/28/2020 15:17	EPA 8260	
p-Isopropyltoluene	ND	0.80	2.7	ug/L	1	10/28/2020	10/28/2020 15:17	EPA 8260	
sec-Butylbenzene	ND	0.85	5.0	ug/L	1	10/28/2020	10/28/2020 15:17	EPA 8260	
Styrene	ND	3.0	10.0	ug/L	1	10/28/2020	10/28/2020 15:17	EPA 8260	
tert-Butylbenzene	ND	0.30	1.0	ug/L	1	10/28/2020	10/28/2020 15:17	EPA 8260	
Tetrachloroethene	**6.2**	0.33	1.1	ug/L	1	10/28/2020	10/28/2020 15:17	EPA 8260	
Tetrahydrofuran	ND	2.3	20.0	ug/L	1	10/28/2020	10/28/2020 15:17	EPA 8260	
Toluene	ND	0.27	1.0	ug/L	1	10/28/2020	10/28/2020 15:17	EPA 8260	
trans-1,2-Dichloroethene	ND	0.46	1.5	ug/L	1	10/28/2020	10/28/2020 15:17	EPA 8260	
trans-1,3-Dichloropropene	ND	4.4	14.6	ug/L	1	10/28/2020	10/28/2020 15:17	EPA 8260	
Trichloroethene	**4.7**	0.26	1.0	ug/L	1	10/28/2020	10/28/2020 15:17	EPA 8260	
Trichlorofluoromethane	ND	0.21	1.0	ug/L	1	10/28/2020	10/28/2020 15:17	EPA 8260	
Vinyl chloride	ND	0.17	1.0	ug/L	1	10/28/2020	10/28/2020 15:17	EPA 8260	
Xylene (Total)	ND	1.5	3.0	ug/L	1	10/28/2020	10/28/2020 15:17	EPA 8260	

Pace Analytical®
ENVIRONMENTAL SCIENCES
MOBILE LAB SERVICES

2525 Advance Road
Madison, WI 53718
608.221.8700 Phone
608.221.4889 Fax

TRC Environmental Corporation, Inc.
708 Heartland Trail, Ste 3000
Madison WI, 53717

Project: Madison Kipp Corporation - Madison, WI
Project Number: 372148 Ph. 2 Tsk 1
Project Manager: Andrew Stehn

MW-2D

A204304-02 (Water)

Date Sampled
10/20/2020 11:31

Pace Analytical-Green Bay, WI

EPA 8260 — **Preparation Batch:MSV 54603**

Analyte	Result	Limit of Detection	Limit of Quantitation	Units	Dilution	Prepared	Analyzed	Method	Qualifiers
1,1,1,2-Tetrachloroethane	ND	0.27	1.0	ug/L	1	10/28/2020	10/28/2020 17:32	EPA 8260	
1,1,1-Trichloroethane	ND	0.24	1.0	ug/L	1	10/28/2020	10/28/2020 17:32	EPA 8260	
1,1,2,2-Tetrachloroethane	ND	0.28	1.0	ug/L	1	10/28/2020	10/28/2020 17:32	EPA 8260	
1,1,2-Trichloroethane	ND	0.55	5.0	ug/L	1	10/28/2020	10/28/2020 17:32	EPA 8260	
1,1,2-Trichlorotrifluoroethane	ND	0.54	5.0	ug/L	1	10/28/2020	10/28/2020 17:32	EPA 8260	
1,1-Dichloroethane	ND	0.27	1.0	ug/L	1	10/28/2020	10/28/2020 17:32	EPA 8260	
1,1-Dichloroethene	ND	0.24	1.0	ug/L	1	10/28/2020	10/28/2020 17:32	EPA 8260	
1,1-Dichloropropene	ND	0.54	1.8	ug/L	1	10/28/2020	10/28/2020 17:32	EPA 8260	
1,2,3-Trichlorobenzene	ND	2.2	7.4	ug/L	1	10/28/2020	10/28/2020 17:32	EPA 8260	
1,2,3-Trichloropropane	ND	0.59	5.0	ug/L	1	10/28/2020	10/28/2020 17:32	EPA 8260	
1,2,4-Trichlorobenzene	ND	0.95	5.0	ug/L	1	10/28/2020	10/28/2020 17:32	EPA 8260	
1,2,4-Trimethylbenzene	ND	0.84	2.8	ug/L	1	10/28/2020	10/28/2020 17:32	EPA 8260	
1,2-Dibromo-3-chloropropane	ND	1.8	5.9	ug/L	1	10/28/2020	10/28/2020 17:32	EPA 8260	
1,2-Dibromoethane (EDB)	ND	0.83	2.8	ug/L	1	10/28/2020	10/28/2020 17:32	EPA 8260	
1,2-Dichlorobenzene	ND	0.71	2.4	ug/L	1	10/28/2020	10/28/2020 17:32	EPA 8260	
1,2-Dichloroethane	ND	0.28	1.0	ug/L	1	10/28/2020	10/28/2020 17:32	EPA 8260	
1,2-Dichloropropane	ND	0.28	1.0	ug/L	1	10/28/2020	10/28/2020 17:32	EPA 8260	
1,3,5-Trimethylbenzene	ND	0.87	2.9	ug/L	1	10/28/2020	10/28/2020 17:32	EPA 8260	
1,3-Dichlorobenzene	ND	0.63	2.1	ug/L	1	10/28/2020	10/28/2020 17:32	EPA 8260	
1,3-Dichloropropane	ND	0.83	2.8	ug/L	1	10/28/2020	10/28/2020 17:32	EPA 8260	
1,4-Dichlorobenzene	ND	0.94	3.1	ug/L	1	10/28/2020	10/28/2020 17:32	EPA 8260	
2,2-Dichloropropane	ND	2.3	7.6	ug/L	1	10/28/2020	10/28/2020 17:32	EPA 8260	
2-Butanone (MEK)	ND	2.9	20.0	ug/L	1	10/28/2020	10/28/2020 17:32	EPA 8260	
2-Chlorotoluene	ND	0.93	5.0	ug/L	1	10/28/2020	10/28/2020 17:32	EPA 8260	
2-Hexanone	ND	5.2	17.4	ug/L	1	10/28/2020	10/28/2020 17:32	EPA 8260	
4-Chlorotoluene	ND	0.76	2.5	ug/L	1	10/28/2020	10/28/2020 17:32	EPA 8260	
4-Methyl-2-pentanone (MIBK)	ND	4.6	15.5	ug/L	1	10/28/2020	10/28/2020 17:32	EPA 8260	
Acetone	ND	2.7	20.0	ug/L	1	10/28/2020	10/28/2020 17:32	EPA 8260	
Benzene	ND	0.25	1.0	ug/L	1	10/28/2020	10/28/2020 17:32	EPA 8260	
Bromobenzene	ND	0.24	1.0	ug/L	1	10/28/2020	10/28/2020 17:32	EPA 8260	
Bromochloromethane	ND	0.36	5.0	ug/L	1	10/28/2020	10/28/2020 17:32	EPA 8260	
Bromodichloromethane	ND	0.36	1.2	ug/L	1	10/28/2020	10/28/2020 17:32	EPA 8260	
Bromoform	ND	4.0	13.2	ug/L	1	10/28/2020	10/28/2020 17:32	EPA 8260	
Bromomethane	ND	0.97	5.0	ug/L	1	10/28/2020	10/28/2020 17:32	EPA 8260	
Carbon disulfide	ND	0.45	1.5	ug/L	1	10/28/2020	10/28/2020 17:32	EPA 8260	
Carbon tetrachloride	ND	1.1	3.6	ug/L	1	10/28/2020	10/28/2020 17:32	EPA 8260	
Chlorobenzene	ND	0.71	2.4	ug/L	1	10/28/2020	10/28/2020 17:32	EPA 8260	
Chloroethane	ND	1.3	5.0	ug/L	1	10/28/2020	10/28/2020 17:32	EPA 8260	
Chloroform	ND	1.3	5.0	ug/L	1	10/28/2020	10/28/2020 17:32	EPA 8260	
Chloromethane	ND	2.2	7.3	ug/L	1	10/28/2020	10/28/2020 17:32	EPA 8260	
cis-1,2-Dichloroethene	ND	0.27	1.0	ug/L	1	10/28/2020	10/28/2020 17:32	EPA 8260	
cis-1,3-Dichloropropene	ND	3.6	12.1	ug/L	1	10/28/2020	10/28/2020 17:32	EPA 8260	
Dibromochloromethane	ND	2.6	8.7	ug/L	1	10/28/2020	10/28/2020 17:32	EPA 8260	

Pace Analytical®
ENVIRONMENTAL SCIENCES
MOBILE LAB SERVICES

2525 Advance Road
Madison, WI 53718
608.221.8700 Phone
608.221.4889 Fax

TRC Environmental Corporation, Inc.
708 Heartland Trail, Ste 3000
Madison WI, 53717

Project: Madison Kipp Corporation - Madison, WI
Project Number: 372148 Ph. 2 Tsk 1
Project Manager: Andrew Stehn

MW-2D

A204304-02 (Water)

Date Sampled
10/20/2020 11:31

Pace Analytical-Green Bay, WI

EPA 8260 — **Preparation Batch:MSV 54603**

Analyte	Result	Limit of Detection	Limit of Quantitation	Units	Dilution	Prepared	Analyzed	Method	Qualifiers
Dibromomethane	ND	0.94	3.1	ug/L	1	10/28/2020	10/28/2020 17:32	EPA 8260	
Dichlorodifluoromethane	ND	0.50	5.0	ug/L	1	10/28/2020	10/28/2020 17:32	EPA 8260	
Diisopropyl ether	ND	1.9	6.3	ug/L	1	10/28/2020	10/28/2020 17:32	EPA 8260	
Ethylbenzene	ND	0.32	1.1	ug/L	1	10/28/2020	10/28/2020 17:32	EPA 8260	
Hexachloro-1,3-butadiene	ND	1.5	4.9	ug/L	1	10/28/2020	10/28/2020 17:32	EPA 8260	
Isopropylbenzene (Cumene)	ND	1.7	5.6	ug/L	1	10/28/2020	10/28/2020 17:32	EPA 8260	
m&p-Xylene	ND	0.47	2.0	ug/L	1	10/28/2020	10/28/2020 17:32	EPA 8260	
Methylene Chloride	ND	0.58	5.0	ug/L	1	10/28/2020	10/28/2020 17:32	EPA 8260	
Methyl-tert-butyl ether	ND	1.2	4.2	ug/L	1	10/28/2020	10/28/2020 17:32	EPA 8260	
Naphthalene	ND	1.2	5.0	ug/L	1	10/28/2020	10/28/2020 17:32	EPA 8260	
n-Butylbenzene	ND	0.71	2.4	ug/L	1	10/28/2020	10/28/2020 17:32	EPA 8260	
n-Hexane	ND	1.7	5.7	ug/L	1	10/28/2020	10/28/2020 17:32	EPA 8260	
n-Propylbenzene	ND	0.81	5.0	ug/L	1	10/28/2020	10/28/2020 17:32	EPA 8260	
o-Xylene	ND	0.26	1.0	ug/L	1	10/28/2020	10/28/2020 17:32	EPA 8260	
p-Isopropyltoluene	ND	0.80	2.7	ug/L	1	10/28/2020	10/28/2020 17:32	EPA 8260	
sec-Butylbenzene	ND	0.85	5.0	ug/L	1	10/28/2020	10/28/2020 17:32	EPA 8260	
Styrene	ND	3.0	10.0	ug/L	1	10/28/2020	10/28/2020 17:32	EPA 8260	
tert-Butylbenzene	ND	0.30	1.0	ug/L	1	10/28/2020	10/28/2020 17:32	EPA 8260	
Tetrachloroethene	**6.3**	0.33	1.1	ug/L	1	10/28/2020	10/28/2020 17:32	EPA 8260	
Tetrahydrofuran	ND	2.3	20.0	ug/L	1	10/28/2020	10/28/2020 17:32	EPA 8260	
Toluene	ND	0.27	1.0	ug/L	1	10/28/2020	10/28/2020 17:32	EPA 8260	
trans-1,2-Dichloroethene	ND	0.46	1.5	ug/L	1	10/28/2020	10/28/2020 17:32	EPA 8260	
trans-1,3-Dichloropropene	ND	4.4	14.6	ug/L	1	10/28/2020	10/28/2020 17:32	EPA 8260	
Trichloroethene	ND	0.26	1.0	ug/L	1	10/28/2020	10/28/2020 17:32	EPA 8260	
Trichlorofluoromethane	ND	0.21	1.0	ug/L	1	10/28/2020	10/28/2020 17:32	EPA 8260	
Vinyl chloride	ND	0.17	1.0	ug/L	1	10/28/2020	10/28/2020 17:32	EPA 8260	
Xylene (Total)	ND	1.5	3.0	ug/L	1	10/28/2020	10/28/2020 17:32	EPA 8260	

Pace Analytical®
ENVIRONMENTAL SCIENCES
MOBILE LAB SERVICES

2525 Advance Road
Madison, WI 53718
608.221.8700 Phone
608.221.4889 Fax

TRC Environmental Corporation, Inc.
708 Heartland Trail, Ste 3000
Madison WI, 53717

Project: Madison Kipp Corporation - Madison, WI
Project Number: 372148 Ph. 2 Tsk 1
Project Manager: Andrew Stehn

MW-3D

A204304-03 (Water)

Date Sampled
10/19/2020 14:36

Pace Analytical - Madison

Polychlorinated Biphenyls by EPA Method 8082 — **Preparation Batch:A010179**

Analyte	Result	Limit of Detection	Limit of Quantitation	Units	Dilution	Prepared	Analyzed	Method	Qualifiers
PCB-1016	ND	0.0072	0.13	ug/L	1	10/21/2020	10/22/2020 04:46	EPA 8082A	
PCB-1221	ND	0.026	0.25	ug/L	1	10/21/2020	10/22/2020 04:46	EPA 8082A	
PCB-1232	ND	0.0042	0.13	ug/L	1	10/21/2020	10/22/2020 04:46	EPA 8082A	
PCB-1242	ND	0.013	0.13	ug/L	1	10/21/2020	10/22/2020 04:46	EPA 8082A	
PCB-1248	ND	0.011	0.13	ug/L	1	10/21/2020	10/22/2020 04:46	EPA 8082A	
PCB-1254	ND	0.010	0.13	ug/L	1	10/21/2020	10/22/2020 04:46	EPA 8082A	
PCB-1260	ND	0.012	0.13	ug/L	1	10/21/2020	10/22/2020 04:46	EPA 8082A	
Total PCBs	ND	0.026	0.25	ug/L	1	10/21/2020	10/22/2020 04:46	EPA 8082A	
Surrogate: Tetrachloro-meta-xylene			*114 %*	*64.9-137*		*10/21/2020*	*10/22/2020 04:46*	*EPA 8082A*	
Surrogate: Decachlorobiphenyl			*111 %*	*67.4-146*		*10/21/2020*	*10/22/2020 04:46*	*EPA 8082A*	

Pace Analytical-Green Bay, WI

EPA 8260 — **Preparation Batch:MSV 54603**

1,1,1,2-Tetrachloroethane	ND	2.7	10.0	ug/L	10	10/28/2020	10/28/2020 06:41	EPA 8260	
1,1,1-Trichloroethane	ND	2.4	10.0	ug/L	10	10/28/2020	10/28/2020 06:41	EPA 8260	
1,1,2,2-Tetrachloroethane	ND	2.8	10.0	ug/L	10	10/28/2020	10/28/2020 06:41	EPA 8260	
1,1,2-Trichloroethane	ND	5.5	50.0	ug/L	10	10/28/2020	10/28/2020 06:41	EPA 8260	
1,1,2-Trichlorotrifluoroethane	ND	5.4	50.0	ug/L	10	10/28/2020	10/28/2020 06:41	EPA 8260	
1,1-Dichloroethane	ND	2.7	10.0	ug/L	10	10/28/2020	10/28/2020 06:41	EPA 8260	
1,1-Dichloroethene	ND	2.4	10.0	ug/L	10	10/28/2020	10/28/2020 06:41	EPA 8260	
1,1-Dichloropropene	ND	5.4	18.0	ug/L	10	10/28/2020	10/28/2020 06:41	EPA 8260	
1,2,3-Trichlorobenzene	ND	22.1	73.7	ug/L	10	10/28/2020	10/28/2020 06:41	EPA 8260	
1,2,3-Trichloropropane	ND	5.9	50.0	ug/L	10	10/28/2020	10/28/2020 06:41	EPA 8260	
1,2,4-Trichlorobenzene	ND	9.5	50.0	ug/L	10	10/28/2020	10/28/2020 06:41	EPA 8260	
1,2,4-Trimethylbenzene	ND	8.4	28.0	ug/L	10	10/28/2020	10/28/2020 06:41	EPA 8260	
1,2-Dibromo-3-chloropropane	ND	17.6	58.8	ug/L	10	10/28/2020	10/28/2020 06:41	EPA 8260	
1,2-Dibromoethane (EDB)	ND	8.3	27.6	ug/L	10	10/28/2020	10/28/2020 06:41	EPA 8260	
1,2-Dichlorobenzene	ND	7.1	23.5	ug/L	10	10/28/2020	10/28/2020 06:41	EPA 8260	
1,2-Dichloroethane	ND	2.8	10.0	ug/L	10	10/28/2020	10/28/2020 06:41	EPA 8260	
1,2-Dichloropropane	ND	2.8	10.0	ug/L	10	10/28/2020	10/28/2020 06:41	EPA 8260	
1,3,5-Trimethylbenzene	ND	8.7	29.1	ug/L	10	10/28/2020	10/28/2020 06:41	EPA 8260	
1,3-Dichlorobenzene	ND	6.3	20.9	ug/L	10	10/28/2020	10/28/2020 06:41	EPA 8260	
1,3-Dichloropropane	ND	8.3	27.5	ug/L	10	10/28/2020	10/28/2020 06:41	EPA 8260	
1,4-Dichlorobenzene	ND	9.4	31.5	ug/L	10	10/28/2020	10/28/2020 06:41	EPA 8260	
2,2-Dichloropropane	ND	22.7	75.5	ug/L	10	10/28/2020	10/28/2020 06:41	EPA 8260	
2-Butanone (MEK)	ND	29.4	200	ug/L	10	10/28/2020	10/28/2020 06:41	EPA 8260	
2-Chlorotoluene	ND	9.3	50.0	ug/L	10	10/28/2020	10/28/2020 06:41	EPA 8260	
2-Hexanone	ND	52.1	174	ug/L	10	10/28/2020	10/28/2020 06:41	EPA 8260	
4-Chlorotoluene	ND	7.6	25.2	ug/L	10	10/28/2020	10/28/2020 06:41	EPA 8260	
4-Methyl-2-pentanone (MIBK)	ND	46.4	155	ug/L	10	10/28/2020	10/28/2020 06:41	EPA 8260	
Acetone	ND	27.4	200	ug/L	10	10/28/2020	10/28/2020 06:41	EPA 8260	
Benzene	ND	2.5	10.0	ug/L	10	10/28/2020	10/28/2020 06:41	EPA 8260	

Pace Analytical®
ENVIRONMENTAL SCIENCES
MOBILE LAB SERVICES

2525 Advance Road
Madison, WI 53718
608.221.8700 Phone
608.221.4889 Fax

TRC Environmental Corporation, Inc.
708 Heartland Trail, Ste 3000
Madison WI, 53717

Project: Madison Kipp Corporation - Madison, WI
Project Number: 372148 Ph. 2 Tsk 1
Project Manager: Andrew Stehn

MW-3D

A204304-03 (Water)

Date Sampled
10/19/2020 14:36

Pace Analytical-Green Bay, WI

EPA 8260 — **Preparation Batch:MSV 54603**

Analyte	Result	Limit of Detection	Limit of Quantitation	Units	Dilution	Prepared	Analyzed	Method	Qualifiers
Bromobenzene	ND	2.4	10.0	ug/L	10	10/28/2020	10/28/2020 06:41	EPA 8260	
Bromochloromethane	ND	3.6	50.0	ug/L	10	10/28/2020	10/28/2020 06:41	EPA 8260	
Bromodichloromethane	ND	3.6	12.1	ug/L	10	10/28/2020	10/28/2020 06:41	EPA 8260	
Bromoform	ND	39.7	132	ug/L	10	10/28/2020	10/28/2020 06:41	EPA 8260	
Bromomethane	ND	9.7	50.0	ug/L	10	10/28/2020	10/28/2020 06:41	EPA 8260	
Carbon disulfide	ND	4.5	15.0	ug/L	10	10/28/2020	10/28/2020 06:41	EPA 8260	
Carbon tetrachloride	ND	10.8	35.9	ug/L	10	10/28/2020	10/28/2020 06:41	EPA 8260	
Chlorobenzene	ND	7.1	23.7	ug/L	10	10/28/2020	10/28/2020 06:41	EPA 8260	
Chloroethane	ND	13.4	50.0	ug/L	10	10/28/2020	10/28/2020 06:41	EPA 8260	
Chloroform	ND	12.7	50.0	ug/L	10	10/28/2020	10/28/2020 06:41	EPA 8260	
Chloromethane	ND	21.9	73.0	ug/L	10	10/28/2020	10/28/2020 06:41	EPA 8260	
cis-1,2-Dichloroethene	**51.0**	2.7	10.0	ug/L	10	10/28/2020	10/28/2020 06:41	EPA 8260	
cis-1,3-Dichloropropene	ND	36.3	121	ug/L	10	10/28/2020	10/28/2020 06:41	EPA 8260	
Dibromochloromethane	ND	26.0	86.7	ug/L	10	10/28/2020	10/28/2020 06:41	EPA 8260	
Dibromomethane	ND	9.4	31.2	ug/L	10	10/28/2020	10/28/2020 06:41	EPA 8260	
Dichlorodifluoromethane	ND	5.0	50.0	ug/L	10	10/28/2020	10/28/2020 06:41	EPA 8260	
Diisopropyl ether	ND	18.9	62.9	ug/L	10	10/28/2020	10/28/2020 06:41	EPA 8260	
Ethylbenzene	ND	3.2	10.6	ug/L	10	10/28/2020	10/28/2020 06:41	EPA 8260	
Hexachloro-1,3-butadiene	ND	14.6	48.8	ug/L	10	10/28/2020	10/28/2020 06:41	EPA 8260	
Isopropylbenzene (Cumene)	ND	16.9	56.2	ug/L	10	10/28/2020	10/28/2020 06:41	EPA 8260	
m&p-Xylene	ND	4.7	20.0	ug/L	10	10/28/2020	10/28/2020 06:41	EPA 8260	
Methylene Chloride	ND	5.8	50.0	ug/L	10	10/28/2020	10/28/2020 06:41	EPA 8260	
Methyl-tert-butyl ether	ND	12.5	41.5	ug/L	10	10/28/2020	10/28/2020 06:41	EPA 8260	
Naphthalene	ND	11.8	50.0	ug/L	10	10/28/2020	10/28/2020 06:41	EPA 8260	
n-Butylbenzene	ND	7.1	23.6	ug/L	10	10/28/2020	10/28/2020 06:41	EPA 8260	
n-Hexane	ND	17.1	57.0	ug/L	10	10/28/2020	10/28/2020 06:41	EPA 8260	
n-Propylbenzene	ND	8.1	50.0	ug/L	10	10/28/2020	10/28/2020 06:41	EPA 8260	
o-Xylene	ND	2.6	10.0	ug/L	10	10/28/2020	10/28/2020 06:41	EPA 8260	
p-Isopropyltoluene	ND	8.0	26.7	ug/L	10	10/28/2020	10/28/2020 06:41	EPA 8260	
sec-Butylbenzene	ND	8.5	50.0	ug/L	10	10/28/2020	10/28/2020 06:41	EPA 8260	
Styrene	ND	30.1	100	ug/L	10	10/28/2020	10/28/2020 06:41	EPA 8260	
tert-Butylbenzene	ND	3.0	10.1	ug/L	10	10/28/2020	10/28/2020 06:41	EPA 8260	
Tetrachloroethene	**795**	3.3	10.9	ug/L	10	10/28/2020	10/28/2020 06:41	EPA 8260	
Tetrahydrofuran	ND	23.2	200	ug/L	10	10/28/2020	10/28/2020 06:41	EPA 8260	
Toluene	ND	2.7	10.0	ug/L	10	10/28/2020	10/28/2020 06:41	EPA 8260	
trans-1,2-Dichloroethene	ND	4.6	15.5	ug/L	10	10/28/2020	10/28/2020 06:41	EPA 8260	
trans-1,3-Dichloropropene	ND	43.7	146	ug/L	10	10/28/2020	10/28/2020 06:41	EPA 8260	
Trichloroethene	**61.2**	2.6	10.0	ug/L	10	10/28/2020	10/28/2020 06:41	EPA 8260	
Trichlorofluoromethane	ND	2.1	10.0	ug/L	10	10/28/2020	10/28/2020 06:41	EPA 8260	
Vinyl chloride	ND	1.7	10.0	ug/L	10	10/28/2020	10/28/2020 06:41	EPA 8260	
Xylene (Total)	ND	15.0	30.0	ug/L	10	10/28/2020	10/28/2020 06:41	EPA 8260	

Pace Analytical®
ENVIRONMENTAL SCIENCES
MOBILE LAB SERVICES

2525 Advance Road
Madison, WI 53718
608.221.8700 Phone
608.221.4889 Fax

TRC Environmental Corporation, Inc.	Project: Madison Kipp Corporation - Madison, WI
708 Heartland Trail, Ste 3000	Project Number: 372148 Ph. 2 Tsk 1
Madison WI, 53717	Project Manager: Andrew Stehn

MW-3D

A204304-03 (Water)

Date Sampled
10/19/2020 14:36

Pace Analytical-Green Bay, WI

Analyte	Result	Limit of Detection	Limit of Quantitation	Units	Dilution	Prepared	Analyzed	Method	Qualifiers
SM 2540C							**Preparation Batch:WET 40424**		
Total Dissolved Solids	**656**	8.7	20.0	mg/L	1	10/22/2020	10/22/2020 16:43	SM 2540C	
SM 2540D							**Preparation Batch:WET 40408**		
Total Suspended Solids	**6.0**	0.95	2.0	mg/L	1	10/22/2020	10/22/2020 06:49	SM 2540D	

Pace Analytical®
ENVIRONMENTAL SCIENCES
MOBILE LAB SERVICES

2525 Advance Road
Madison, WI 53718
608.221.8700 Phone
608.221.4889 Fax

TRC Environmental Corporation, Inc.
708 Heartland Trail, Ste 3000
Madison WI, 53717

Project: Madison Kipp Corporation - Madison, WI
Project Number: 372148 Ph. 2 Tsk 1
Project Manager: Andrew Stehn

MW-24

A204304-04 (Water)

Date Sampled
10/19/2020 13:06

Pace Analytical - Madison

Polychlorinated Biphenyls by EPA Method 8082 — **Preparation Batch:A010179**

Analyte	Result	Limit of Detection	Limit of Quantitation	Units	Dilution	Prepared	Analyzed	Method	Qualifiers
PCB-1016	ND	0.0072	0.13	ug/L	1	10/21/2020	10/22/2020 05:11	EPA 8082A	
PCB-1221	ND	0.026	0.25	ug/L	1	10/21/2020	10/22/2020 05:11	EPA 8082A	
PCB-1232	ND	0.0042	0.13	ug/L	1	10/21/2020	10/22/2020 05:11	EPA 8082A	
PCB-1242	ND	0.013	0.13	ug/L	1	10/21/2020	10/22/2020 05:11	EPA 8082A	
PCB-1248	ND	0.011	0.13	ug/L	1	10/21/2020	10/22/2020 05:11	EPA 8082A	
PCB-1254	ND	0.010	0.13	ug/L	1	10/21/2020	10/22/2020 05:11	EPA 8082A	
PCB-1260	ND	0.012	0.13	ug/L	1	10/21/2020	10/22/2020 05:11	EPA 8082A	
Total PCBs	ND	0.026	0.25	ug/L	1	10/21/2020	10/22/2020 05:11	EPA 8082A	
Surrogate: Tetrachloro-meta-xylene			*110 %*	*64.9-137*		*10/21/2020*	*10/22/2020 05:11*	*EPA 8082A*	
Surrogate: Decachlorobiphenyl			*108 %*	*67.4-146*		*10/21/2020*	*10/22/2020 05:11*	*EPA 8082A*	

Pace Analytical-Green Bay, WI

SM 2540C — **Preparation Batch:WET 40424**

Total Dissolved Solids	**2370**	8.7	20.0	mg/L	1	10/22/2020	10/22/2020 16:44	SM 2540C	

SM 2540D — **Preparation Batch:WET 40408**

Total Suspended Solids	**4.4**	0.95	2.0	mg/L	1	10/22/2020	10/22/2020 06:49	SM 2540D	

Pace Analytical®
ENVIRONMENTAL SCIENCES
MOBILE LAB SERVICES

2525 Advance Road
Madison, WI 53718
608.221.8700 Phone
608.221.4889 Fax

TRC Environmental Corporation, Inc.
708 Heartland Trail, Ste 3000
Madison WI, 53717

Project: Madison Kipp Corporation - Madison, WI
Project Number: 372148 Ph. 2 Tsk 1
Project Manager: Andrew Stehn

MW-28

A204304-05 (Water)

Date Sampled
10/19/2020 16:08

Pace Analytical - Madison

Polychlorinated Biphenyls by EPA Method 8082 — **Preparation Batch:A010179**

Analyte	Result	Limit of Detection	Limit of Quantitation	Units	Dilution	Prepared	Analyzed	Method	Qualifiers
PCB-1016	ND	0.0072	0.13	ug/L	1	10/21/2020	10/22/2020 05:36	EPA 8082A	
PCB-1221	ND	0.026	0.25	ug/L	1	10/21/2020	10/22/2020 05:36	EPA 8082A	
PCB-1232	ND	0.0042	0.13	ug/L	1	10/21/2020	10/22/2020 05:36	EPA 8082A	
PCB-1242	ND	0.013	0.13	ug/L	1	10/21/2020	10/22/2020 05:36	EPA 8082A	
PCB-1248	ND	0.011	0.13	ug/L	1	10/21/2020	10/22/2020 05:36	EPA 8082A	
PCB-1254	ND	0.010	0.13	ug/L	1	10/21/2020	10/22/2020 05:36	EPA 8082A	
PCB-1260	ND	0.012	0.13	ug/L	1	10/21/2020	10/22/2020 05:36	EPA 8082A	
Total PCBs	ND	0.026	0.25	ug/L	1	10/21/2020	10/22/2020 05:36	EPA 8082A	
Surrogate: Tetrachloro-meta-xylene			*119 %*	*64.9-137*		*10/21/2020*	*10/22/2020 05:36*	*EPA 8082A*	
Surrogate: Decachlorobiphenyl			*113 %*	*67.4-146*		*10/21/2020*	*10/22/2020 05:36*	*EPA 8082A*	

Pace Analytical-Green Bay, WI

EPA 8260 — **Preparation Batch:MSV 54603**

1,1,1,2-Tetrachloroethane	ND	2.7	10.0	ug/L	10	10/28/2020	10/28/2020 18:40	EPA 8260	
1,1,1-Trichloroethane	ND	2.4	10.0	ug/L	10	10/28/2020	10/28/2020 18:40	EPA 8260	
1,1,2,2-Tetrachloroethane	ND	2.8	10.0	ug/L	10	10/28/2020	10/28/2020 18:40	EPA 8260	
1,1,2-Trichloroethane	ND	5.5	50.0	ug/L	10	10/28/2020	10/28/2020 18:40	EPA 8260	
1,1,2-Trichlorotrifluoroethane	ND	5.4	50.0	ug/L	10	10/28/2020	10/28/2020 18:40	EPA 8260	
1,1-Dichloroethane	ND	2.7	10.0	ug/L	10	10/28/2020	10/28/2020 18:40	EPA 8260	
1,1-Dichloroethene	ND	2.4	10.0	ug/L	10	10/28/2020	10/28/2020 18:40	EPA 8260	
1,1-Dichloropropene	ND	5.4	18.0	ug/L	10	10/28/2020	10/28/2020 18:40	EPA 8260	
1,2,3-Trichlorobenzene	ND	22.1	73.7	ug/L	10	10/28/2020	10/28/2020 18:40	EPA 8260	
1,2,3-Trichloropropane	ND	5.9	50.0	ug/L	10	10/28/2020	10/28/2020 18:40	EPA 8260	
1,2,4-Trichlorobenzene	ND	9.5	50.0	ug/L	10	10/28/2020	10/28/2020 18:40	EPA 8260	
1,2,4-Trimethylbenzene	ND	8.4	28.0	ug/L	10	10/28/2020	10/28/2020 18:40	EPA 8260	
1,2-Dibromo-3-chloropropane	ND	17.6	58.8	ug/L	10	10/28/2020	10/28/2020 18:40	EPA 8260	
1,2-Dibromoethane (EDB)	ND	8.3	27.6	ug/L	10	10/28/2020	10/28/2020 18:40	EPA 8260	
1,2-Dichlorobenzene	ND	7.1	23.5	ug/L	10	10/28/2020	10/28/2020 18:40	EPA 8260	
1,2-Dichloroethane	ND	2.8	10.0	ug/L	10	10/28/2020	10/28/2020 18:40	EPA 8260	
1,2-Dichloropropane	ND	2.8	10.0	ug/L	10	10/28/2020	10/28/2020 18:40	EPA 8260	
1,3,5-Trimethylbenzene	ND	8.7	29.1	ug/L	10	10/28/2020	10/28/2020 18:40	EPA 8260	
1,3-Dichlorobenzene	ND	6.3	20.9	ug/L	10	10/28/2020	10/28/2020 18:40	EPA 8260	
1,3-Dichloropropane	ND	8.3	27.5	ug/L	10	10/28/2020	10/28/2020 18:40	EPA 8260	
1,4-Dichlorobenzene	ND	9.4	31.5	ug/L	10	10/28/2020	10/28/2020 18:40	EPA 8260	
2,2-Dichloropropane	ND	22.7	75.5	ug/L	10	10/28/2020	10/28/2020 18:40	EPA 8260	
2-Butanone (MEK)	ND	29.4	200	ug/L	10	10/28/2020	10/28/2020 18:40	EPA 8260	
2-Chlorotoluene	ND	9.3	50.0	ug/L	10	10/28/2020	10/28/2020 18:40	EPA 8260	
2-Hexanone	ND	52.1	174	ug/L	10	10/28/2020	10/28/2020 18:40	EPA 8260	
4-Chlorotoluene	ND	7.6	25.2	ug/L	10	10/28/2020	10/28/2020 18:40	EPA 8260	
4-Methyl-2-pentanone (MIBK)	ND	46.4	155	ug/L	10	10/28/2020	10/28/2020 18:40	EPA 8260	
Acetone	ND	27.4	200	ug/L	10	10/28/2020	10/28/2020 18:40	EPA 8260	
Benzene	ND	2.5	10.0	ug/L	10	10/28/2020	10/28/2020 18:40	EPA 8260	

Pace Analytical®
ENVIRONMENTAL SCIENCES
MOBILE LAB SERVICES

2525 Advance Road
Madison, WI 53718
608.221.8700 Phone
608.221.4889 Fax

TRC Environmental Corporation, Inc.
708 Heartland Trail, Ste 3000
Madison WI, 53717

Project: Madison Kipp Corporation - Madison, WI
Project Number: 372148 Ph. 2 Tsk 1
Project Manager: Andrew Stehn

MW-28

A204304-05 (Water)

Date Sampled
10/19/2020 16:08

Pace Analytical-Green Bay, WI

EPA 8260 — **Preparation Batch:MSV 54603**

Analyte	Result	Limit of Detection	Limit of Quantitation	Units	Dilution	Prepared	Analyzed	Method	Qualifiers
Bromobenzene	ND	2.4	10.0	ug/L	10	10/28/2020	10/28/2020 18:40	EPA 8260	
Bromochloromethane	ND	3.6	50.0	ug/L	10	10/28/2020	10/28/2020 18:40	EPA 8260	
Bromodichloromethane	ND	3.6	12.1	ug/L	10	10/28/2020	10/28/2020 18:40	EPA 8260	
Bromoform	ND	39.7	132	ug/L	10	10/28/2020	10/28/2020 18:40	EPA 8260	
Bromomethane	ND	9.7	50.0	ug/L	10	10/28/2020	10/28/2020 18:40	EPA 8260	
Carbon disulfide	ND	4.5	15.0	ug/L	10	10/28/2020	10/28/2020 18:40	EPA 8260	
Carbon tetrachloride	ND	10.8	35.9	ug/L	10	10/28/2020	10/28/2020 18:40	EPA 8260	
Chlorobenzene	ND	7.1	23.7	ug/L	10	10/28/2020	10/28/2020 18:40	EPA 8260	
Chloroethane	ND	13.4	50.0	ug/L	10	10/28/2020	10/28/2020 18:40	EPA 8260	
Chloroform	ND	12.7	50.0	ug/L	10	10/28/2020	10/28/2020 18:40	EPA 8260	
Chloromethane	ND	21.9	73.0	ug/L	10	10/28/2020	10/28/2020 18:40	EPA 8260	
cis-1,2-Dichloroethene	ND	2.7	10.0	ug/L	10	10/28/2020	10/28/2020 18:40	EPA 8260	
cis-1,3-Dichloropropene	ND	36.3	121	ug/L	10	10/28/2020	10/28/2020 18:40	EPA 8260	
Dibromochloromethane	ND	26.0	86.7	ug/L	10	10/28/2020	10/28/2020 18:40	EPA 8260	
Dibromomethane	ND	9.4	31.2	ug/L	10	10/28/2020	10/28/2020 18:40	EPA 8260	
Dichlorodifluoromethane	ND	5.0	50.0	ug/L	10	10/28/2020	10/28/2020 18:40	EPA 8260	
Diisopropyl ether	ND	18.9	62.9	ug/L	10	10/28/2020	10/28/2020 18:40	EPA 8260	
Ethylbenzene	ND	3.2	10.6	ug/L	10	10/28/2020	10/28/2020 18:40	EPA 8260	
Hexachloro-1,3-butadiene	ND	14.6	48.8	ug/L	10	10/28/2020	10/28/2020 18:40	EPA 8260	
Isopropylbenzene (Cumene)	ND	16.9	56.2	ug/L	10	10/28/2020	10/28/2020 18:40	EPA 8260	
m&p-Xylene	ND	4.7	20.0	ug/L	10	10/28/2020	10/28/2020 18:40	EPA 8260	
Methylene Chloride	ND	5.8	50.0	ug/L	10	10/28/2020	10/28/2020 18:40	EPA 8260	
Methyl-tert-butyl ether	ND	12.5	41.5	ug/L	10	10/28/2020	10/28/2020 18:40	EPA 8260	
Naphthalene	ND	11.8	50.0	ug/L	10	10/28/2020	10/28/2020 18:40	EPA 8260	
n-Butylbenzene	ND	7.1	23.6	ug/L	10	10/28/2020	10/28/2020 18:40	EPA 8260	
n-Hexane	ND	17.1	57.0	ug/L	10	10/28/2020	10/28/2020 18:40	EPA 8260	
n-Propylbenzene	ND	8.1	50.0	ug/L	10	10/28/2020	10/28/2020 18:40	EPA 8260	
o-Xylene	ND	2.6	10.0	ug/L	10	10/28/2020	10/28/2020 18:40	EPA 8260	
p-Isopropyltoluene	ND	8.0	26.7	ug/L	10	10/28/2020	10/28/2020 18:40	EPA 8260	
sec-Butylbenzene	ND	8.5	50.0	ug/L	10	10/28/2020	10/28/2020 18:40	EPA 8260	
Styrene	ND	30.1	100	ug/L	10	10/28/2020	10/28/2020 18:40	EPA 8260	
tert-Butylbenzene	ND	3.0	10.1	ug/L	10	10/28/2020	10/28/2020 18:40	EPA 8260	
Tetrachloroethene	**827**	3.3	10.9	ug/L	10	10/28/2020	10/28/2020 18:40	EPA 8260	
Tetrahydrofuran	ND	23.2	200	ug/L	10	10/28/2020	10/28/2020 18:40	EPA 8260	
Toluene	ND	2.7	10.0	ug/L	10	10/28/2020	10/28/2020 18:40	EPA 8260	
trans-1,2-Dichloroethene	ND	4.6	15.5	ug/L	10	10/28/2020	10/28/2020 18:40	EPA 8260	
trans-1,3-Dichloropropene	ND	43.7	146	ug/L	10	10/28/2020	10/28/2020 18:40	EPA 8260	
Trichloroethene	ND	2.6	10.0	ug/L	10	10/28/2020	10/28/2020 18:40	EPA 8260	
Trichlorofluoromethane	ND	2.1	10.0	ug/L	10	10/28/2020	10/28/2020 18:40	EPA 8260	
Vinyl chloride	ND	1.7	10.0	ug/L	10	10/28/2020	10/28/2020 18:40	EPA 8260	
Xylene (Total)	ND	15.0	30.0	ug/L	10	10/28/2020	10/28/2020 18:40	EPA 8260	

Pace Analytical®
ENVIRONMENTAL SCIENCES
MOBILE LAB SERVICES

2525 Advance Road
Madison, WI 53718
608.221.8700 Phone
608.221.4889 Fax

TRC Environmental Corporation, Inc.	Project: Madison Kipp Corporation - Madison, WI
708 Heartland Trail, Ste 3000	Project Number: 372148 Ph. 2 Tsk 1
Madison WI, 53717	Project Manager: Andrew Stehn

MW-28

A204304-05 (Water)

Date Sampled
10/19/2020 16:08

Pace Analytical-Green Bay, WI

Analyte	Result	Limit of Detection	Limit of Quantitation	Units	Dilution	Prepared	Analyzed	Method	Qualifiers
SM 2540C						**Preparation Batch:WET 40424**			
Total Dissolved Solids	**1230**	8.7	20.0	mg/L	1	10/22/2020	10/22/2020 16:44	SM 2540C	
SM 2540D						**Preparation Batch:WET 40408**			
Total Suspended Solids	**4.4**	0.95	2.0	mg/L	1	10/22/2020	10/22/2020 06:49	SM 2540D	

Pace Analytical®
ENVIRONMENTAL SCIENCES
MOBILE LAB SERVICES

2525 Advance Road
Madison, WI 53718
608.221.8700 Phone
608.221.4889 Fax

TRC Environmental Corporation, Inc.
708 Heartland Trail, Ste 3000
Madison WI, 53717

Project: Madison Kipp Corporation - Madison, WI
Project Number: 372148 Ph. 2 Tsk 1
Project Manager: Andrew Stehn

DUP-03

A204304-06 (Water)

Date Sampled
10/19/2020 00:00

Pace Analytical-Green Bay, WI

EPA 8260 — **Preparation Batch:MSV 54603**

Analyte	Result	Limit of Detection	Limit of Quantitation	Units	Dilution	Prepared	Analyzed	Method	Qualifiers
1,1,1,2-Tetrachloroethane	ND	0.27	1.0	ug/L	1	10/28/2020	10/28/2020 17:55	EPA 8260	
1,1,1-Trichloroethane	ND	0.24	1.0	ug/L	1	10/28/2020	10/28/2020 17:55	EPA 8260	
1,1,2,2-Tetrachloroethane	ND	0.28	1.0	ug/L	1	10/28/2020	10/28/2020 17:55	EPA 8260	
1,1,2-Trichloroethane	ND	0.55	5.0	ug/L	1	10/28/2020	10/28/2020 17:55	EPA 8260	
1,1,2-Trichlorotrifluoroethane	ND	0.54	5.0	ug/L	1	10/28/2020	10/28/2020 17:55	EPA 8260	
1,1-Dichloroethane	ND	0.27	1.0	ug/L	1	10/28/2020	10/28/2020 17:55	EPA 8260	
1,1-Dichloroethene	ND	0.24	1.0	ug/L	1	10/28/2020	10/28/2020 17:55	EPA 8260	
1,1-Dichloropropene	ND	0.54	1.8	ug/L	1	10/28/2020	10/28/2020 17:55	EPA 8260	
1,2,3-Trichlorobenzene	ND	2.2	7.4	ug/L	1	10/28/2020	10/28/2020 17:55	EPA 8260	
1,2,3-Trichloropropane	ND	0.59	5.0	ug/L	1	10/28/2020	10/28/2020 17:55	EPA 8260	
1,2,4-Trichlorobenzene	ND	0.95	5.0	ug/L	1	10/28/2020	10/28/2020 17:55	EPA 8260	
1,2,4-Trimethylbenzene	ND	0.84	2.8	ug/L	1	10/28/2020	10/28/2020 17:55	EPA 8260	
1,2-Dibromo-3-chloropropane	ND	1.8	5.9	ug/L	1	10/28/2020	10/28/2020 17:55	EPA 8260	
1,2-Dibromoethane (EDB)	ND	0.83	2.8	ug/L	1	10/28/2020	10/28/2020 17:55	EPA 8260	
1,2-Dichlorobenzene	ND	0.71	2.4	ug/L	1	10/28/2020	10/28/2020 17:55	EPA 8260	
1,2-Dichloroethane	ND	0.28	1.0	ug/L	1	10/28/2020	10/28/2020 17:55	EPA 8260	
1,2-Dichloropropane	ND	0.28	1.0	ug/L	1	10/28/2020	10/28/2020 17:55	EPA 8260	
1,3,5-Trimethylbenzene	ND	0.87	2.9	ug/L	1	10/28/2020	10/28/2020 17:55	EPA 8260	
1,3-Dichlorobenzene	ND	0.63	2.1	ug/L	1	10/28/2020	10/28/2020 17:55	EPA 8260	
1,3-Dichloropropane	ND	0.83	2.8	ug/L	1	10/28/2020	10/28/2020 17:55	EPA 8260	
1,4-Dichlorobenzene	ND	0.94	3.1	ug/L	1	10/28/2020	10/28/2020 17:55	EPA 8260	
2,2-Dichloropropane	ND	2.3	7.6	ug/L	1	10/28/2020	10/28/2020 17:55	EPA 8260	
2-Butanone (MEK)	ND	2.9	20.0	ug/L	1	10/28/2020	10/28/2020 17:55	EPA 8260	
2-Chlorotoluene	ND	0.93	5.0	ug/L	1	10/28/2020	10/28/2020 17:55	EPA 8260	
2-Hexanone	ND	5.2	17.4	ug/L	1	10/28/2020	10/28/2020 17:55	EPA 8260	
4-Chlorotoluene	ND	0.76	2.5	ug/L	1	10/28/2020	10/28/2020 17:55	EPA 8260	
4-Methyl-2-pentanone (MIBK)	ND	4.6	15.5	ug/L	1	10/28/2020	10/28/2020 17:55	EPA 8260	
Acetone	ND	2.7	20.0	ug/L	1	10/28/2020	10/28/2020 17:55	EPA 8260	
Benzene	ND	0.25	1.0	ug/L	1	10/28/2020	10/28/2020 17:55	EPA 8260	
Bromobenzene	ND	0.24	1.0	ug/L	1	10/28/2020	10/28/2020 17:55	EPA 8260	
Bromochloromethane	ND	0.36	5.0	ug/L	1	10/28/2020	10/28/2020 17:55	EPA 8260	
Bromodichloromethane	ND	0.36	1.2	ug/L	1	10/28/2020	10/28/2020 17:55	EPA 8260	
Bromoform	ND	4.0	13.2	ug/L	1	10/28/2020	10/28/2020 17:55	EPA 8260	
Bromomethane	ND	0.97	5.0	ug/L	1	10/28/2020	10/28/2020 17:55	EPA 8260	
Carbon disulfide	ND	0.45	1.5	ug/L	1	10/28/2020	10/28/2020 17:55	EPA 8260	
Carbon tetrachloride	ND	1.1	3.6	ug/L	1	10/28/2020	10/28/2020 17:55	EPA 8260	
Chlorobenzene	ND	0.71	2.4	ug/L	1	10/28/2020	10/28/2020 17:55	EPA 8260	
Chloroethane	ND	1.3	5.0	ug/L	1	10/28/2020	10/28/2020 17:55	EPA 8260	
Chloroform	ND	1.3	5.0	ug/L	1	10/28/2020	10/28/2020 17:55	EPA 8260	
Chloromethane	ND	2.2	7.3	ug/L	1	10/28/2020	10/28/2020 17:55	EPA 8260	
cis-1,2-Dichloroethene	**55.0**	0.27	1.0	ug/L	1	10/28/2020	10/28/2020 17:55	EPA 8260	
cis-1,3-Dichloropropene	ND	3.6	12.1	ug/L	1	10/28/2020	10/28/2020 17:55	EPA 8260	
Dibromochloromethane	ND	2.6	8.7	ug/L	1	10/28/2020	10/28/2020 17:55	EPA 8260	

Pace Analytical®
ENVIRONMENTAL SCIENCES
MOBILE LAB SERVICES

2525 Advance Road
Madison, WI 53718
608.221.8700 Phone
608.221.4889 Fax

TRC Environmental Corporation, Inc.
708 Heartland Trail, Ste 3000
Madison WI, 53717

Project: Madison Kipp Corporation - Madison, WI
Project Number: 372148 Ph. 2 Tsk 1
Project Manager: Andrew Stehn

DUP-03

A204304-06 (Water)

Date Sampled
10/19/2020 00:00

Pace Analytical-Green Bay, WI

EPA 8260 — **Preparation Batch:MSV 54603**

Analyte	Result	Limit of Detection	Limit of Quantitation	Units	Dilution	Prepared	Analyzed	Method	Qualifiers
Dibromomethane	ND	0.94	3.1	ug/L	1	10/28/2020	10/28/2020 17:55	EPA 8260	
Dichlorodifluoromethane	ND	0.50	5.0	ug/L	1	10/28/2020	10/28/2020 17:55	EPA 8260	
Diisopropyl ether	ND	1.9	6.3	ug/L	1	10/28/2020	10/28/2020 17:55	EPA 8260	
Ethylbenzene	ND	0.32	1.1	ug/L	1	10/28/2020	10/28/2020 17:55	EPA 8260	
Hexachloro-1,3-butadiene	ND	1.5	4.9	ug/L	1	10/28/2020	10/28/2020 17:55	EPA 8260	
Isopropylbenzene (Cumene)	ND	1.7	5.6	ug/L	1	10/28/2020	10/28/2020 17:55	EPA 8260	
m&p-Xylene	ND	0.47	2.0	ug/L	1	10/28/2020	10/28/2020 17:55	EPA 8260	
Methylene Chloride	ND	0.58	5.0	ug/L	1	10/28/2020	10/28/2020 17:55	EPA 8260	
Methyl-tert-butyl ether	ND	1.2	4.2	ug/L	1	10/28/2020	10/28/2020 17:55	EPA 8260	
Naphthalene	ND	1.2	5.0	ug/L	1	10/28/2020	10/28/2020 17:55	EPA 8260	
n-Butylbenzene	ND	0.71	2.4	ug/L	1	10/28/2020	10/28/2020 17:55	EPA 8260	
n-Hexane	ND	1.7	5.7	ug/L	1	10/28/2020	10/28/2020 17:55	EPA 8260	
n-Propylbenzene	ND	0.81	5.0	ug/L	1	10/28/2020	10/28/2020 17:55	EPA 8260	
o-Xylene	ND	0.26	1.0	ug/L	1	10/28/2020	10/28/2020 17:55	EPA 8260	
p-Isopropyltoluene	ND	0.80	2.7	ug/L	1	10/28/2020	10/28/2020 17:55	EPA 8260	
sec-Butylbenzene	ND	0.85	5.0	ug/L	1	10/28/2020	10/28/2020 17:55	EPA 8260	
Styrene	ND	3.0	10.0	ug/L	1	10/28/2020	10/28/2020 17:55	EPA 8260	
tert-Butylbenzene	ND	0.30	1.0	ug/L	1	10/28/2020	10/28/2020 17:55	EPA 8260	
Tetrachloroethene	**769**	6.5	21.8	ug/L	20	10/29/2020	10/29/2020 07:39	EPA 8260	
Tetrahydrofuran	ND	2.3	20.0	ug/L	1	10/28/2020	10/28/2020 17:55	EPA 8260	
Toluene	ND	0.27	1.0	ug/L	1	10/28/2020	10/28/2020 17:55	EPA 8260	
trans-1,2-Dichloroethene	**0.75**	0.46	1.5	ug/L	1	10/28/2020	10/28/2020 17:55	EPA 8260	J
trans-1,3-Dichloropropene	ND	4.4	14.6	ug/L	1	10/28/2020	10/28/2020 17:55	EPA 8260	
Trichloroethene	**67.4**	0.26	1.0	ug/L	1	10/28/2020	10/28/2020 17:55	EPA 8260	
Trichlorofluoromethane	ND	0.21	1.0	ug/L	1	10/28/2020	10/28/2020 17:55	EPA 8260	
Vinyl chloride	ND	0.17	1.0	ug/L	1	10/28/2020	10/28/2020 17:55	EPA 8260	
Xylene (Total)	ND	1.5	3.0	ug/L	1	10/28/2020	10/28/2020 17:55	EPA 8260	

Pace Analytical®
ENVIRONMENTAL SCIENCES
MOBILE LAB SERVICES

2525 Advance Road
Madison, WI 53718
608.221.8700 Phone
608.221.4889 Fax

TRC Environmental Corporation, Inc.
708 Heartland Trail, Ste 3000
Madison WI, 53717

Project: Madison Kipp Corporation - Madison, WI
Project Number: 372148 Ph. 2 Tsk 1
Project Manager: Andrew Stehn

DUP-04

A204304-07 (Water)

Date Sampled
10/20/2020 00:00

Pace Analytical-Green Bay, WI

EPA 8260 — **Preparation Batch:MSV 54603**

Analyte	Result	Limit of Detection	Limit of Quantitation	Units	Dilution	Prepared	Analyzed	Method	Qualifiers
1,1,1,2-Tetrachloroethane	ND	0.27	1.0	ug/L	1	10/28/2020	10/28/2020 18:17	EPA 8260	
1,1,1-Trichloroethane	ND	0.24	1.0	ug/L	1	10/28/2020	10/28/2020 18:17	EPA 8260	
1,1,2,2-Tetrachloroethane	ND	0.28	1.0	ug/L	1	10/28/2020	10/28/2020 18:17	EPA 8260	
1,1,2-Trichloroethane	ND	0.55	5.0	ug/L	1	10/28/2020	10/28/2020 18:17	EPA 8260	
1,1,2-Trichlorotrifluoroethane	ND	0.54	5.0	ug/L	1	10/28/2020	10/28/2020 18:17	EPA 8260	
1,1-Dichloroethane	ND	0.27	1.0	ug/L	1	10/28/2020	10/28/2020 18:17	EPA 8260	
1,1-Dichloroethene	ND	0.24	1.0	ug/L	1	10/28/2020	10/28/2020 18:17	EPA 8260	
1,1-Dichloropropene	ND	0.54	1.8	ug/L	1	10/28/2020	10/28/2020 18:17	EPA 8260	
1,2,3-Trichlorobenzene	ND	2.2	7.4	ug/L	1	10/28/2020	10/28/2020 18:17	EPA 8260	
1,2,3-Trichloropropane	ND	0.59	5.0	ug/L	1	10/28/2020	10/28/2020 18:17	EPA 8260	
1,2,4-Trichlorobenzene	ND	0.95	5.0	ug/L	1	10/28/2020	10/28/2020 18:17	EPA 8260	
1,2,4-Trimethylbenzene	ND	0.84	2.8	ug/L	1	10/28/2020	10/28/2020 18:17	EPA 8260	
1,2-Dibromo-3-chloropropane	ND	1.8	5.9	ug/L	1	10/28/2020	10/28/2020 18:17	EPA 8260	
1,2-Dibromoethane (EDB)	ND	0.83	2.8	ug/L	1	10/28/2020	10/28/2020 18:17	EPA 8260	
1,2-Dichlorobenzene	ND	0.71	2.4	ug/L	1	10/28/2020	10/28/2020 18:17	EPA 8260	
1,2-Dichloroethane	ND	0.28	1.0	ug/L	1	10/28/2020	10/28/2020 18:17	EPA 8260	
1,2-Dichloropropane	ND	0.28	1.0	ug/L	1	10/28/2020	10/28/2020 18:17	EPA 8260	
1,3,5-Trimethylbenzene	ND	0.87	2.9	ug/L	1	10/28/2020	10/28/2020 18:17	EPA 8260	
1,3-Dichlorobenzene	ND	0.63	2.1	ug/L	1	10/28/2020	10/28/2020 18:17	EPA 8260	
1,3-Dichloropropane	ND	0.83	2.8	ug/L	1	10/28/2020	10/28/2020 18:17	EPA 8260	
1,4-Dichlorobenzene	ND	0.94	3.1	ug/L	1	10/28/2020	10/28/2020 18:17	EPA 8260	
2,2-Dichloropropane	ND	2.3	7.6	ug/L	1	10/28/2020	10/28/2020 18:17	EPA 8260	
2-Butanone (MEK)	ND	2.9	20.0	ug/L	1	10/28/2020	10/28/2020 18:17	EPA 8260	
2-Chlorotoluene	ND	0.93	5.0	ug/L	1	10/28/2020	10/28/2020 18:17	EPA 8260	
2-Hexanone	ND	5.2	17.4	ug/L	1	10/28/2020	10/28/2020 18:17	EPA 8260	
4-Chlorotoluene	ND	0.76	2.5	ug/L	1	10/28/2020	10/28/2020 18:17	EPA 8260	
4-Methyl-2-pentanone (MIBK)	ND	4.6	15.5	ug/L	1	10/28/2020	10/28/2020 18:17	EPA 8260	
Acetone	ND	2.7	20.0	ug/L	1	10/28/2020	10/28/2020 18:17	EPA 8260	
Benzene	ND	0.25	1.0	ug/L	1	10/28/2020	10/28/2020 18:17	EPA 8260	
Bromobenzene	ND	0.24	1.0	ug/L	1	10/28/2020	10/28/2020 18:17	EPA 8260	
Bromochloromethane	ND	0.36	5.0	ug/L	1	10/28/2020	10/28/2020 18:17	EPA 8260	
Bromodichloromethane	ND	0.36	1.2	ug/L	1	10/28/2020	10/28/2020 18:17	EPA 8260	
Bromoform	ND	4.0	13.2	ug/L	1	10/28/2020	10/28/2020 18:17	EPA 8260	
Bromomethane	ND	0.97	5.0	ug/L	1	10/28/2020	10/28/2020 18:17	EPA 8260	
Carbon disulfide	ND	0.45	1.5	ug/L	1	10/28/2020	10/28/2020 18:17	EPA 8260	
Carbon tetrachloride	ND	1.1	3.6	ug/L	1	10/28/2020	10/28/2020 18:17	EPA 8260	
Chlorobenzene	ND	0.71	2.4	ug/L	1	10/28/2020	10/28/2020 18:17	EPA 8260	
Chloroethane	ND	1.3	5.0	ug/L	1	10/28/2020	10/28/2020 18:17	EPA 8260	
Chloroform	ND	1.3	5.0	ug/L	1	10/28/2020	10/28/2020 18:17	EPA 8260	
Chloromethane	ND	2.2	7.3	ug/L	1	10/28/2020	10/28/2020 18:17	EPA 8260	
cis-1,2-Dichloroethene	**8.3**	0.27	1.0	ug/L	1	10/28/2020	10/28/2020 18:17	EPA 8260	
cis-1,3-Dichloropropene	ND	3.6	12.1	ug/L	1	10/28/2020	10/28/2020 18:17	EPA 8260	
Dibromochloromethane	ND	2.6	8.7	ug/L	1	10/28/2020	10/28/2020 18:17	EPA 8260	

Pace Analytical®
ENVIRONMENTAL SCIENCES
MOBILE LAB SERVICES

2525 Advance Road
Madison, WI 53718
608.221.8700 Phone
608.221.4889 Fax

TRC Environmental Corporation, Inc.
708 Heartland Trail, Ste 3000
Madison WI, 53717

Project: Madison Kipp Corporation - Madison, WI
Project Number: 372148 Ph. 2 Tsk 1
Project Manager: Andrew Stehn

DUP-04

A204304-07 (Water)

Date Sampled
10/20/2020 00:00

Pace Analytical-Green Bay, WI

EPA 8260 — **Preparation Batch:MSV 54603**

Analyte	Result	Limit of Detection	Limit of Quantitation	Units	Dilution	Prepared	Analyzed	Method	Qualifiers
Dibromomethane	ND	0.94	3.1	ug/L	1	10/28/2020	10/28/2020 18:17	EPA 8260	
Dichlorodifluoromethane	ND	0.50	5.0	ug/L	1	10/28/2020	10/28/2020 18:17	EPA 8260	
Diisopropyl ether	ND	1.9	6.3	ug/L	1	10/28/2020	10/28/2020 18:17	EPA 8260	
Ethylbenzene	ND	0.32	1.1	ug/L	1	10/28/2020	10/28/2020 18:17	EPA 8260	
Hexachloro-1,3-butadiene	ND	1.5	4.9	ug/L	1	10/28/2020	10/28/2020 18:17	EPA 8260	
Isopropylbenzene (Cumene)	ND	1.7	5.6	ug/L	1	10/28/2020	10/28/2020 18:17	EPA 8260	
m&p-Xylene	ND	0.47	2.0	ug/L	1	10/28/2020	10/28/2020 18:17	EPA 8260	
Methylene Chloride	ND	0.58	5.0	ug/L	1	10/28/2020	10/28/2020 18:17	EPA 8260	
Methyl-tert-butyl ether	ND	1.2	4.2	ug/L	1	10/28/2020	10/28/2020 18:17	EPA 8260	
Naphthalene	ND	1.2	5.0	ug/L	1	10/28/2020	10/28/2020 18:17	EPA 8260	
n-Butylbenzene	ND	0.71	2.4	ug/L	1	10/28/2020	10/28/2020 18:17	EPA 8260	
n-Hexane	ND	1.7	5.7	ug/L	1	10/28/2020	10/28/2020 18:17	EPA 8260	
n-Propylbenzene	ND	0.81	5.0	ug/L	1	10/28/2020	10/28/2020 18:17	EPA 8260	
o-Xylene	ND	0.26	1.0	ug/L	1	10/28/2020	10/28/2020 18:17	EPA 8260	
p-Isopropyltoluene	ND	0.80	2.7	ug/L	1	10/28/2020	10/28/2020 18:17	EPA 8260	
sec-Butylbenzene	ND	0.85	5.0	ug/L	1	10/28/2020	10/28/2020 18:17	EPA 8260	
Styrene	ND	3.0	10.0	ug/L	1	10/28/2020	10/28/2020 18:17	EPA 8260	
tert-Butylbenzene	ND	0.30	1.0	ug/L	1	10/28/2020	10/28/2020 18:17	EPA 8260	
Tetrachloroethene	**7.9**	0.33	1.1	ug/L	1	10/28/2020	10/28/2020 18:17	EPA 8260	
Tetrahydrofuran	ND	2.3	20.0	ug/L	1	10/28/2020	10/28/2020 18:17	EPA 8260	
Toluene	ND	0.27	1.0	ug/L	1	10/28/2020	10/28/2020 18:17	EPA 8260	
trans-1,2-Dichloroethene	ND	0.46	1.5	ug/L	1	10/28/2020	10/28/2020 18:17	EPA 8260	
trans-1,3-Dichloropropene	ND	4.4	14.6	ug/L	1	10/28/2020	10/28/2020 18:17	EPA 8260	
Trichloroethene	**4.7**	0.26	1.0	ug/L	1	10/28/2020	10/28/2020 18:17	EPA 8260	
Trichlorofluoromethane	ND	0.21	1.0	ug/L	1	10/28/2020	10/28/2020 18:17	EPA 8260	
Vinyl chloride	ND	0.17	1.0	ug/L	1	10/28/2020	10/28/2020 18:17	EPA 8260	
Xylene (Total)	ND	1.5	3.0	ug/L	1	10/28/2020	10/28/2020 18:17	EPA 8260	

Pace Analytical®
ENVIRONMENTAL SCIENCES
MOBILE LAB SERVICES

2525 Advance Road
Madison, WI 53718
608.221.8700 Phone
608.221.4889 Fax

TRC Environmental Corporation, Inc.
708 Heartland Trail, Ste 3000
Madison WI, 53717

Project: Madison Kipp Corporation - Madison, WI
Project Number: 372148 Ph. 2 Tsk 1
Project Manager: Andrew Stehn

Trip Blank-03

A204304-08 (Water)

Date Sampled
10/20/2020 00:00

Pace Analytical-Green Bay, WI

EPA 8260 — **Preparation Batch:MSV 54603**

Analyte	Result	Limit of Detection	Limit of Quantitation	Units	Dilution	Prepared	Analyzed	Method	Qualifiers
1,1,1,2-Tetrachloroethane	ND	0.27	1.0	ug/L	1	10/28/2020	10/28/2020 11:33	EPA 8260	
1,1,1-Trichloroethane	ND	0.24	1.0	ug/L	1	10/28/2020	10/28/2020 11:33	EPA 8260	
1,1,2,2-Tetrachloroethane	ND	0.28	1.0	ug/L	1	10/28/2020	10/28/2020 11:33	EPA 8260	
1,1,2-Trichloroethane	ND	0.55	5.0	ug/L	1	10/28/2020	10/28/2020 11:33	EPA 8260	
1,1,2-Trichlorotrifluoroethane	ND	0.54	5.0	ug/L	1	10/28/2020	10/28/2020 11:33	EPA 8260	
1,1-Dichloroethane	ND	0.27	1.0	ug/L	1	10/28/2020	10/28/2020 11:33	EPA 8260	
1,1-Dichloroethene	ND	0.24	1.0	ug/L	1	10/28/2020	10/28/2020 11:33	EPA 8260	
1,1-Dichloropropene	ND	0.54	1.8	ug/L	1	10/28/2020	10/28/2020 11:33	EPA 8260	
1,2,3-Trichlorobenzene	ND	2.2	7.4	ug/L	1	10/28/2020	10/28/2020 11:33	EPA 8260	
1,2,3-Trichloropropane	ND	0.59	5.0	ug/L	1	10/28/2020	10/28/2020 11:33	EPA 8260	
1,2,4-Trichlorobenzene	ND	0.95	5.0	ug/L	1	10/28/2020	10/28/2020 11:33	EPA 8260	
1,2,4-Trimethylbenzene	ND	0.84	2.8	ug/L	1	10/28/2020	10/28/2020 11:33	EPA 8260	
1,2-Dibromo-3-chloropropane	ND	1.8	5.9	ug/L	1	10/28/2020	10/28/2020 11:33	EPA 8260	
1,2-Dibromoethane (EDB)	ND	0.83	2.8	ug/L	1	10/28/2020	10/28/2020 11:33	EPA 8260	
1,2-Dichlorobenzene	ND	0.71	2.4	ug/L	1	10/28/2020	10/28/2020 11:33	EPA 8260	
1,2-Dichloroethane	ND	0.28	1.0	ug/L	1	10/28/2020	10/28/2020 11:33	EPA 8260	
1,2-Dichloropropane	ND	0.28	1.0	ug/L	1	10/28/2020	10/28/2020 11:33	EPA 8260	
1,3,5-Trimethylbenzene	ND	0.87	2.9	ug/L	1	10/28/2020	10/28/2020 11:33	EPA 8260	
1,3-Dichlorobenzene	ND	0.63	2.1	ug/L	1	10/28/2020	10/28/2020 11:33	EPA 8260	
1,3-Dichloropropane	ND	0.83	2.8	ug/L	1	10/28/2020	10/28/2020 11:33	EPA 8260	
1,4-Dichlorobenzene	ND	0.94	3.1	ug/L	1	10/28/2020	10/28/2020 11:33	EPA 8260	
2,2-Dichloropropane	ND	2.3	7.6	ug/L	1	10/28/2020	10/28/2020 11:33	EPA 8260	
2-Butanone (MEK)	ND	2.9	20.0	ug/L	1	10/28/2020	10/28/2020 11:33	EPA 8260	
2-Chlorotoluene	ND	0.93	5.0	ug/L	1	10/28/2020	10/28/2020 11:33	EPA 8260	
2-Hexanone	ND	5.2	17.4	ug/L	1	10/28/2020	10/28/2020 11:33	EPA 8260	
4-Chlorotoluene	ND	0.76	2.5	ug/L	1	10/28/2020	10/28/2020 11:33	EPA 8260	
4-Methyl-2-pentanone (MIBK)	ND	4.6	15.5	ug/L	1	10/28/2020	10/28/2020 11:33	EPA 8260	
Acetone	ND	2.7	20.0	ug/L	1	10/28/2020	10/28/2020 11:33	EPA 8260	
Benzene	ND	0.25	1.0	ug/L	1	10/28/2020	10/28/2020 11:33	EPA 8260	
Bromobenzene	ND	0.24	1.0	ug/L	1	10/28/2020	10/28/2020 11:33	EPA 8260	
Bromochloromethane	ND	0.36	5.0	ug/L	1	10/28/2020	10/28/2020 11:33	EPA 8260	
Bromodichloromethane	ND	0.36	1.2	ug/L	1	10/28/2020	10/28/2020 11:33	EPA 8260	
Bromoform	ND	4.0	13.2	ug/L	1	10/28/2020	10/28/2020 11:33	EPA 8260	
Bromomethane	ND	0.97	5.0	ug/L	1	10/28/2020	10/28/2020 11:33	EPA 8260	
Carbon disulfide	ND	0.45	1.5	ug/L	1	10/28/2020	10/28/2020 11:33	EPA 8260	
Carbon tetrachloride	ND	1.1	3.6	ug/L	1	10/28/2020	10/28/2020 11:33	EPA 8260	
Chlorobenzene	ND	0.71	2.4	ug/L	1	10/28/2020	10/28/2020 11:33	EPA 8260	
Chloroethane	ND	1.3	5.0	ug/L	1	10/28/2020	10/28/2020 11:33	EPA 8260	
Chloroform	ND	1.3	5.0	ug/L	1	10/28/2020	10/28/2020 11:33	EPA 8260	
Chloromethane	ND	2.2	7.3	ug/L	1	10/28/2020	10/28/2020 11:33	EPA 8260	
cis-1,2-Dichloroethene	ND	0.27	1.0	ug/L	1	10/28/2020	10/28/2020 11:33	EPA 8260	
cis-1,3-Dichloropropene	ND	3.6	12.1	ug/L	1	10/28/2020	10/28/2020 11:33	EPA 8260	
Dibromochloromethane	ND	2.6	8.7	ug/L	1	10/28/2020	10/28/2020 11:33	EPA 8260	

Pace Analytical®
ENVIRONMENTAL SCIENCES
MOBILE LAB SERVICES

2525 Advance Road
Madison, WI 53718
608.221.8700 Phone
608.221.4889 Fax

TRC Environmental Corporation, Inc.
708 Heartland Trail, Ste 3000
Madison WI, 53717

Project: Madison Kipp Corporation - Madison, WI
Project Number: 372148 Ph. 2 Tsk 1
Project Manager: Andrew Stehn

Trip Blank-03

A204304-08 (Water)

Date Sampled
10/20/2020 00:00

Pace Analytical-Green Bay, WI

EPA 8260 — **Preparation Batch:MSV 54603**

Analyte	Result	Limit of Detection	Limit of Quantitation	Units	Dilution	Prepared	Analyzed	Method	Qualifiers
Dibromomethane	ND	0.94	3.1	ug/L	1	10/28/2020	10/28/2020 11:33	EPA 8260	
Dichlorodifluoromethane	ND	0.50	5.0	ug/L	1	10/28/2020	10/28/2020 11:33	EPA 8260	
Diisopropyl ether	ND	1.9	6.3	ug/L	1	10/28/2020	10/28/2020 11:33	EPA 8260	
Ethylbenzene	ND	0.32	1.1	ug/L	1	10/28/2020	10/28/2020 11:33	EPA 8260	
Hexachloro-1,3-butadiene	ND	1.5	4.9	ug/L	1	10/28/2020	10/28/2020 11:33	EPA 8260	
Isopropylbenzene (Cumene)	ND	1.7	5.6	ug/L	1	10/28/2020	10/28/2020 11:33	EPA 8260	
m&p-Xylene	ND	0.47	2.0	ug/L	1	10/28/2020	10/28/2020 11:33	EPA 8260	
Methylene Chloride	ND	0.58	5.0	ug/L	1	10/28/2020	10/28/2020 11:33	EPA 8260	
Methyl-tert-butyl ether	ND	1.2	4.2	ug/L	1	10/28/2020	10/28/2020 11:33	EPA 8260	
Naphthalene	ND	1.2	5.0	ug/L	1	10/28/2020	10/28/2020 11:33	EPA 8260	
n-Butylbenzene	ND	0.71	2.4	ug/L	1	10/28/2020	10/28/2020 11:33	EPA 8260	
n-Hexane	ND	1.7	5.7	ug/L	1	10/28/2020	10/28/2020 11:33	EPA 8260	
n-Propylbenzene	ND	0.81	5.0	ug/L	1	10/28/2020	10/28/2020 11:33	EPA 8260	
o-Xylene	ND	0.26	1.0	ug/L	1	10/28/2020	10/28/2020 11:33	EPA 8260	
p-Isopropyltoluene	ND	0.80	2.7	ug/L	1	10/28/2020	10/28/2020 11:33	EPA 8260	
sec-Butylbenzene	ND	0.85	5.0	ug/L	1	10/28/2020	10/28/2020 11:33	EPA 8260	
Styrene	ND	3.0	10.0	ug/L	1	10/28/2020	10/28/2020 11:33	EPA 8260	
tert-Butylbenzene	ND	0.30	1.0	ug/L	1	10/28/2020	10/28/2020 11:33	EPA 8260	
Tetrachloroethene	ND	0.33	1.1	ug/L	1	10/28/2020	10/28/2020 11:33	EPA 8260	
Tetrahydrofuran	ND	2.3	20.0	ug/L	1	10/28/2020	10/28/2020 11:33	EPA 8260	
Toluene	ND	0.27	1.0	ug/L	1	10/28/2020	10/28/2020 11:33	EPA 8260	
trans-1,2-Dichloroethene	ND	0.46	1.5	ug/L	1	10/28/2020	10/28/2020 11:33	EPA 8260	
trans-1,3-Dichloropropene	ND	4.4	14.6	ug/L	1	10/28/2020	10/28/2020 11:33	EPA 8260	
Trichloroethene	ND	0.26	1.0	ug/L	1	10/28/2020	10/28/2020 11:33	EPA 8260	
Trichlorofluoromethane	ND	0.21	1.0	ug/L	1	10/28/2020	10/28/2020 11:33	EPA 8260	
Vinyl chloride	ND	0.17	1.0	ug/L	1	10/28/2020	10/28/2020 11:33	EPA 8260	
Xylene (Total)	ND	1.5	3.0	ug/L	1	10/28/2020	10/28/2020 11:33	EPA 8260	

Pace Analytical®
ENVIRONMENTAL SCIENCES
MOBILE LAB SERVICES

2525 Advance Road
Madison, WI 53718
608.221.8700 Phone
608.221.4889 Fax

TRC Environmental Corporation, Inc.	Project: Madison Kipp Corporation - Madison, WI
708 Heartland Trail, Ste 3000	Project Number: 372148 Ph. 2 Tsk 1
Madison WI, 53717	Project Manager: Andrew Stehn

Polychlorinated Biphenyls by EPA Method 8082 - Quality Control

Pace Analytical - Madison

Analyte	Result	Limit of Quantitation	Units	Spike Level	Source Result	%REC	%REC Limits	RPD	RPD Limit	Notes
Batch A010179 - EPA 3511										
Blank (A010179-BLK1)				Prepared: 10/21/2020 Analyzed: 10/22/2020 04:20						
PCB-1016	ND	0.13	ug/L							
PCB-1221	ND	0.25	ug/L							
PCB-1232	ND	0.13	ug/L							
PCB-1242	ND	0.13	ug/L							
PCB-1248	ND	0.13	ug/L							
PCB-1254	ND	0.13	ug/L							
PCB-1260	ND	0.13	ug/L							
Total PCBs	ND	0.25	ug/L							
Surrogate: Tetrachloro-meta-xylene	*0.925*		*ug/L*	*0.7500*		*123*	*64.9-137*			
Surrogate: Decachlorobiphenyl	*0.932*		*ug/L*	*0.7500*		*124*	*67.4-146*			
LCS (A010179-BS1)				Prepared: 10/21/2020 Analyzed: 10/22/2020 03:31						
PCB-1242	14.7	0.13	ug/L	12.50		118	70-130			
Surrogate: Tetrachloro-meta-xylene	*0.845*		*ug/L*	*0.7500*		*113*	*64.9-137*			
Surrogate: Decachlorobiphenyl	*0.851*		*ug/L*	*0.7500*		*114*	*67.4-146*			
LCS Dup (A010179-BSD1)				Prepared: 10/21/2020 Analyzed: 10/22/2020 03:56						
PCB-1242	14.8	0.13	ug/L	12.50		118	70-130	0.232	20	
Surrogate: Tetrachloro-meta-xylene	*0.811*		*ug/L*	*0.7500*		*108*	*64.9-137*			
Surrogate: Decachlorobiphenyl	*0.839*		*ug/L*	*0.7500*		*112*	*67.4-146*			

Pace Analytical®
ENVIRONMENTAL SCIENCES
MOBILE LAB SERVICES

2525 Advance Road
Madison, WI 53718
608.221.8700 Phone
608.221.4889 Fax

TRC Environmental Corporation, Inc.	Project: Madison Kipp Corporation - Madison, WI
708 Heartland Trail, Ste 3000	Project Number: 372148 Ph. 2 Tsk 1
Madison WI, 53717	Project Manager: Andrew Stehn

Notes and Definitions

J	Estimated concentration above the adjusted method detection limit and below the adjusted reporting limit.
ND	Analyte NOT DETECTED at or above the reporting limit or limit of detection (if listed).
NR	Not Reported
dry	Sample results reported on a dry weight basis. Detection limits (if listed) and reporting limits have been adjusted for the solids content. If the word 'dry' does not appear after the units, results are reported on an as-is basis.
RPD	Relative Percent Difference

Detection limits (if listed) and reporting limits have been adjusted for dilutions, if reported.

Pace Analytical
ECCS Mobile Lab Services

Pace Analytical - ECCS Division
2525 Advance Road
Madison, WI 53718
608-221-8700 (phone)
608-221-4889 (fax)

CHAIN OF CUSTODY

No. 14338 Page: of:

Lab Work Order #: A204304

Project Number: 372148 Ph2 Tsk1 PO Number: 149646
Project Name: Madison Kipp Corporation
Project Location (City, State): Madison, WI
Turn Around (check one): ☒ Normal ☐ Rush
If Rush, Report Due Date:
Sampled By (Print): Wesley Braga

Report To: Andrew Stehn
Company: TRC
Address 1: 709 Heartland Tr.
Address 2: Ste 3000
E-mail Address: astehn@trccompanies.com

Invoice To:
Company: Same as Above
Address 1:
Address 2:

Sample Description	Collection Date	Collection Time	Matrix	Total # of Containers	VOCs	PCBs	TDS	TSS	Comments	Lab ID	Lab Receipt Time
MW-1	10/20/20	934	GW	3	X					01	
MW-2D	10/20/20	1131	GW	3	X					02	
MW-3D	10/19/20	1430	GW	7	X	X	X	X	VOA VIALS Labeled as collected at 14:26 MP 10/20/20	03	
MW-24	10/19/20	1306	GW	4		X	X	X		04	
MW-28	10/19/20	1608	GW	7	X	X	X	X		05	
DUP-03	10/19/20	-	GW	3	X					06	
DUP-04	10/20/20	-	GW	3	X					07	
Trip Blank-3	-	-	W	1	X					08	

Preservation Codes
A=None B=HCL C=H_2SO_4
D=HNO_3 E=EnCore F=Methanol
G=NaOH O=Other (Indicate)

Matrix Codes
A=Air S=Soil W=Water O=Other

Other Comments:

Relinquished By: [signature] Date: 10/20/20 Time: 1230
Relinquished By: Date: Time:

Received By: [signature] Date: 10/20/20 Time: 14:20
Received By: Date: Time:

Custody Seal: ☑ NA ☐ Intact ☐ Not Intact
Shipped Via:
Receipt Temp: 2.4°C
Thermometer #/ Exp. Date: S/N160142774 Exp 12/19/20
Temp Blank: ☑ Y ☐ N

Rev. 12/15

Pace Analytical Services, LLC
1241 Bellevue Street - Suite 9
Green Bay, WI 54302
(920)469-2436

October 29, 2020

Jessica Esser
Pace Analytical Madison
2525 Advance Road
Madison, WI 53718

RE: Project: A204304 MADISON KIPP CORP.
Pace Project No.: 40216919

Dear Jessica Esser:

Enclosed are the analytical results for sample(s) received by the laboratory on October 21, 2020. The results relate only to the samples included in this report. Results reported herein conform to the applicable TNI/NELAC Standards and the laboratory's Quality Manual, where applicable, unless otherwise noted in the body of the report.

The test results provided in this final report were generated by each of the following laboratories within the Pace Network:

- Pace Analytical Services - Green Bay

If you have any questions concerning this report, please feel free to contact me.

Sincerely,

Dan Milewsky
dan.milewsky@pacelabs.com
(920)469-2436
Project Manager

Enclosures

Pace Analytical Services, LLC
1241 Bellevue Street - Suite 9
Green Bay, WI 54302
(920)469-2436

CERTIFICATIONS

Project: A204304 MADISON KIPP CORP.
Pace Project No.: 40216919

Pace Analytical Services Green Bay
1241 Bellevue Street, Green Bay, WI 54302
Florida/NELAP Certification #: E87948
Illinois Certification #: 200050
Kentucky UST Certification #: 82
Louisiana Certification #: 04168
Minnesota Certification #: 055-999-334
New York Certification #: 12064
North Dakota Certification #: R-150
Virginia VELAP ID: 460263
South Carolina Certification #: 83006001
Texas Certification #: T104704529-14-1
Wisconsin Certification #: 405132750
Wisconsin DATCP Certification #: 105-444
USDA Soil Permit #: P330-16-00157
Federal Fish & Wildlife Permit #: LE51774A-0

REPORT OF LABORATORY ANALYSIS

This report shall not be reproduced, except in full,
without the written consent of Pace Analytical Services, LLC.

Pace Analytical Services, LLC
1241 Bellevue Street - Suite 9
Green Bay, WI 54302
(920)469-2436

SAMPLE SUMMARY

Project: A204304 MADISON KIPP CORP.
Pace Project No.: 40216919

Lab ID	Sample ID	Matrix	Date Collected	Date Received
40216919001	**MW-1**	Water	10/20/20 09:34	10/21/20 10:25
40216919002	**MW-2D**	Water	10/20/20 11:31	10/21/20 10:25
40216919003	**MW-3D**	Water	10/19/20 14:36	10/21/20 10:25
40216919004	**MW-24**	Water	10/19/20 13:06	10/21/20 10:25
40216919005	**MW-28**	Water	10/19/20 16:08	10/21/20 10:25
40216919006	**DUP-03**	Water	10/19/20 00:00	10/21/20 10:25
40216919007	**DUP-04**	Water	10/20/20 00:00	10/21/20 10:25
40216919008	**TRIP BLANK-03**	Water	10/20/20 00:00	10/21/20 10:25

This report shall not be reproduced, except in full,
without the written consent of Pace Analytical Services, LLC.

Pace Analytical Services, LLC
1241 Bellevue Street - Suite 9
Green Bay, WI 54302
(920)469-2436

SAMPLE ANALYTE COUNT

Project: A204304 MADISON KIPP CORP.
Pace Project No.: 40216919

Lab ID	Sample ID	Method	Analysts	Analytes Reported
40216919001	**MW-1**	EPA 8260	HNW	73
40216919002	**MW-2D**	EPA 8260	HNW	73
40216919003	**MW-3D**	EPA 8260	HNW	73
		SM 2540C	HNT	1
		SM 2540D	JXM	1
40216919004	**MW-24**	SM 2540C	HNT	1
		SM 2540D	JXM	1
40216919005	**MW-28**	EPA 8260	HNW	73
		SM 2540C	HNT	1
		SM 2540D	JXM	1
40216919006	**DUP-03**	EPA 8260	HNW	73
40216919007	**DUP-04**	EPA 8260	HNW	73
40216919008	**TRIP BLANK-03**	EPA 8260	HNW	73

PASI-G = Pace Analytical Services - Green Bay

This report shall not be reproduced, except in full,
without the written consent of Pace Analytical Services, LLC.

Pace Analytical Services, LLC
1241 Bellevue Street - Suite 9
Green Bay, WI 54302
(920)469-2436

ANALYTICAL RESULTS

Project: A204304 MADISON KIPP CORP.
Pace Project No.: 40216919

Sample: MW-1 **Lab ID: 40216919001** Collected: 10/20/20 09:34 Received: 10/21/20 10:25 Matrix: Water

Parameters	Results	Units	LOQ	LOD	DF	Prepared	Analyzed	CAS No.	Qual
8260 MSV	Analytical Method: EPA 8260 Pace Analytical Services - Green Bay								
1,1,1,2-Tetrachloroethane	**<0.27**	ug/L	1.0	0.27	1		10/28/20 15:17	630-20-6	
1,1,1-Trichloroethane	**<0.24**	ug/L	1.0	0.24	1		10/28/20 15:17	71-55-6	
1,1,2,2-Tetrachloroethane	**<0.28**	ug/L	1.0	0.28	1		10/28/20 15:17	79-34-5	
1,1,2-Trichloroethane	**<0.55**	ug/L	5.0	0.55	1		10/28/20 15:17	79-00-5	
1,1,2-Trichlorotrifluoroethane	**<0.54**	ug/L	5.0	0.54	1		10/28/20 15:17	76-13-1	
1,1-Dichloroethane	**<0.27**	ug/L	1.0	0.27	1		10/28/20 15:17	75-34-3	
1,1-Dichloroethene	**<0.24**	ug/L	1.0	0.24	1		10/28/20 15:17	75-35-4	
1,1-Dichloropropene	**<0.54**	ug/L	1.8	0.54	1		10/28/20 15:17	563-58-6	
1,2,3-Trichlorobenzene	**<2.2**	ug/L	7.4	2.2	1		10/28/20 15:17	87-61-6	
1,2,3-Trichloropropane	**<0.59**	ug/L	5.0	0.59	1		10/28/20 15:17	96-18-4	
1,2,4-Trichlorobenzene	**<0.95**	ug/L	5.0	0.95	1		10/28/20 15:17	120-82-1	
1,2,4-Trimethylbenzene	**<0.84**	ug/L	2.8	0.84	1		10/28/20 15:17	95-63-6	
1,2-Dibromo-3-chloropropane	**<1.8**	ug/L	5.9	1.8	1		10/28/20 15:17	96-12-8	
1,2-Dibromoethane (EDB)	**<0.83**	ug/L	2.8	0.83	1		10/28/20 15:17	106-93-4	
1,2-Dichlorobenzene	**<0.71**	ug/L	2.4	0.71	1		10/28/20 15:17	95-50-1	
1,2-Dichloroethane	**<0.28**	ug/L	1.0	0.28	1		10/28/20 15:17	107-06-2	
1,2-Dichloropropane	**<0.28**	ug/L	1.0	0.28	1		10/28/20 15:17	78-87-5	
1,3,5-Trimethylbenzene	**<0.87**	ug/L	2.9	0.87	1		10/28/20 15:17	108-67-8	
1,3-Dichlorobenzene	**<0.63**	ug/L	2.1	0.63	1		10/28/20 15:17	541-73-1	
1,3-Dichloropropane	**<0.83**	ug/L	2.8	0.83	1		10/28/20 15:17	142-28-9	
1,4-Dichlorobenzene	**<0.94**	ug/L	3.1	0.94	1		10/28/20 15:17	106-46-7	
2,2-Dichloropropane	**<2.3**	ug/L	7.6	2.3	1		10/28/20 15:17	594-20-7	
2-Butanone (MEK)	**<2.9**	ug/L	20.0	2.9	1		10/28/20 15:17	78-93-3	
2-Chlorotoluene	**<0.93**	ug/L	5.0	0.93	1		10/28/20 15:17	95-49-8	
2-Hexanone	**<5.2**	ug/L	17.4	5.2	1		10/28/20 15:17	591-78-6	
4-Chlorotoluene	**<0.76**	ug/L	2.5	0.76	1		10/28/20 15:17	106-43-4	
4-Methyl-2-pentanone (MIBK)	**<4.6**	ug/L	15.5	4.6	1		10/28/20 15:17	108-10-1	
Acetone	**<2.7**	ug/L	20.0	2.7	1		10/28/20 15:17	67-64-1	
Benzene	**<0.25**	ug/L	1.0	0.25	1		10/28/20 15:17	71-43-2	
Bromobenzene	**<0.24**	ug/L	1.0	0.24	1		10/28/20 15:17	108-86-1	
Bromochloromethane	**<0.36**	ug/L	5.0	0.36	1		10/28/20 15:17	74-97-5	
Bromodichloromethane	**<0.36**	ug/L	1.2	0.36	1		10/28/20 15:17	75-27-4	
Bromoform	**<4.0**	ug/L	13.2	4.0	1		10/28/20 15:17	75-25-2	
Bromomethane	**<0.97**	ug/L	5.0	0.97	1		10/28/20 15:17	74-83-9	
Carbon disulfide	**<0.45**	ug/L	1.5	0.45	1		10/28/20 15:17	75-15-0	
Carbon tetrachloride	**<1.1**	ug/L	3.6	1.1	1		10/28/20 15:17	56-23-5	
Chlorobenzene	**<0.71**	ug/L	2.4	0.71	1		10/28/20 15:17	108-90-7	
Chloroethane	**<1.3**	ug/L	5.0	1.3	1		10/28/20 15:17	75-00-3	
Chloroform	**<1.3**	ug/L	5.0	1.3	1		10/28/20 15:17	67-66-3	
Chloromethane	**<2.2**	ug/L	7.3	2.2	1		10/28/20 15:17	74-87-3	
Dibromochloromethane	**<2.6**	ug/L	8.7	2.6	1		10/28/20 15:17	124-48-1	
Dibromomethane	**<0.94**	ug/L	3.1	0.94	1		10/28/20 15:17	74-95-3	
Dichlorodifluoromethane	**<0.50**	ug/L	5.0	0.50	1		10/28/20 15:17	75-71-8	
Diisopropyl ether	**<1.9**	ug/L	6.3	1.9	1		10/28/20 15:17	108-20-3	
Ethylbenzene	**<0.32**	ug/L	1.1	0.32	1		10/28/20 15:17	100-41-4	

REPORT OF LABORATORY ANALYSIS

This report shall not be reproduced, except in full,
without the written consent of Pace Analytical Services, LLC.

Pace Analytical Services, LLC
1241 Bellevue Street - Suite 9
Green Bay, WI 54302
(920)469-2436

ANALYTICAL RESULTS

Project: A204304 MADISON KIPP CORP.
Pace Project No.: 40216919

Sample: MW-1 **Lab ID: 40216919001** Collected: 10/20/20 09:34 Received: 10/21/20 10:25 Matrix: Water

Parameters	Results	Units	LOQ	LOD	DF	Prepared	Analyzed	CAS No.	Qual
8260 MSV	Analytical Method: EPA 8260 Pace Analytical Services - Green Bay								
Hexachloro-1,3-butadiene	**<1.5**	ug/L	4.9	1.5	1		10/28/20 15:17	87-68-3	
Isopropylbenzene (Cumene)	**<1.7**	ug/L	5.6	1.7	1		10/28/20 15:17	98-82-8	
Methyl-tert-butyl ether	**<1.2**	ug/L	4.2	1.2	1		10/28/20 15:17	1634-04-4	
Methylene Chloride	**<0.58**	ug/L	5.0	0.58	1		10/28/20 15:17	75-09-2	
Naphthalene	**<1.2**	ug/L	5.0	1.2	1		10/28/20 15:17	91-20-3	
Styrene	**<3.0**	ug/L	10.0	3.0	1		10/28/20 15:17	100-42-5	
Tetrachloroethene	**6.2**	ug/L	1.1	0.33	1		10/28/20 15:17	127-18-4	
Tetrahydrofuran	**<2.3**	ug/L	20.0	2.3	1		10/28/20 15:17	109-99-9	
Toluene	**<0.27**	ug/L	1.0	0.27	1		10/28/20 15:17	108-88-3	
Trichloroethene	**4.7**	ug/L	1.0	0.26	1		10/28/20 15:17	79-01-6	
Trichlorofluoromethane	**<0.21**	ug/L	1.0	0.21	1		10/28/20 15:17	75-69-4	
Vinyl chloride	**<0.17**	ug/L	1.0	0.17	1		10/28/20 15:17	75-01-4	
Xylene (Total)	**<1.5**	ug/L	3.0	1.5	1		10/28/20 15:17	1330-20-7	
cis-1,2-Dichloroethene	**8.7**	ug/L	1.0	0.27	1		10/28/20 15:17	156-59-2	
cis-1,3-Dichloropropene	**<3.6**	ug/L	12.1	3.6	1		10/28/20 15:17	10061-01-5	
m&p-Xylene	**<0.47**	ug/L	2.0	0.47	1		10/28/20 15:17	179601-23-1	
n-Butylbenzene	**<0.71**	ug/L	2.4	0.71	1		10/28/20 15:17	104-51-8	
n-Hexane	**<1.7**	ug/L	5.7	1.7	1		10/28/20 15:17	110-54-3	
n-Propylbenzene	**<0.81**	ug/L	5.0	0.81	1		10/28/20 15:17	103-65-1	
o-Xylene	**<0.26**	ug/L	1.0	0.26	1		10/28/20 15:17	95-47-6	
p-Isopropyltoluene	**<0.80**	ug/L	2.7	0.80	1		10/28/20 15:17	99-87-6	
sec-Butylbenzene	**<0.85**	ug/L	5.0	0.85	1		10/28/20 15:17	135-98-8	
tert-Butylbenzene	**<0.30**	ug/L	1.0	0.30	1		10/28/20 15:17	98-06-6	
trans-1,2-Dichloroethene	**<0.46**	ug/L	1.5	0.46	1		10/28/20 15:17	156-60-5	
trans-1,3-Dichloropropene	**<4.4**	ug/L	14.6	4.4	1		10/28/20 15:17	10061-02-6	
Surrogates									
4-Bromofluorobenzene (S)	97	%	70-130		1		10/28/20 15:17	460-00-4	
Dibromofluoromethane (S)	102	%	70-130		1		10/28/20 15:17	1868-53-7	
Toluene-d8 (S)	99	%	70-130		1		10/28/20 15:17	2037-26-5	

REPORT OF LABORATORY ANALYSIS

This report shall not be reproduced, except in full,
without the written consent of Pace Analytical Services, LLC.

Pace Analytical Services, LLC
1241 Bellevue Street - Suite 9
Green Bay, WI 54302
(920)469-2436

ANALYTICAL RESULTS

Project: A204304 MADISON KIPP CORP.
Pace Project No.: 40216919

Sample: MW-2D **Lab ID: 40216919002** Collected: 10/20/20 11:31 Received: 10/21/20 10:25 Matrix: Water

Parameters	Results	Units	LOQ	LOD	DF	Prepared	Analyzed	CAS No.	Qual
8260 MSV	Analytical Method: EPA 8260 Pace Analytical Services - Green Bay								
1,1,1,2-Tetrachloroethane	**<0.27**	ug/L	1.0	0.27	1		10/28/20 17:32	630-20-6	
1,1,1-Trichloroethane	**<0.24**	ug/L	1.0	0.24	1		10/28/20 17:32	71-55-6	
1,1,2,2-Tetrachloroethane	**<0.28**	ug/L	1.0	0.28	1		10/28/20 17:32	79-34-5	
1,1,2-Trichloroethane	**<0.55**	ug/L	5.0	0.55	1		10/28/20 17:32	79-00-5	
1,1,2-Trichlorotrifluoroethane	**<0.54**	ug/L	5.0	0.54	1		10/28/20 17:32	76-13-1	
1,1-Dichloroethane	**<0.27**	ug/L	1.0	0.27	1		10/28/20 17:32	75-34-3	
1,1-Dichloroethene	**<0.24**	ug/L	1.0	0.24	1		10/28/20 17:32	75-35-4	
1,1-Dichloropropene	**<0.54**	ug/L	1.8	0.54	1		10/28/20 17:32	563-58-6	
1,2,3-Trichlorobenzene	**<2.2**	ug/L	7.4	2.2	1		10/28/20 17:32	87-61-6	
1,2,3-Trichloropropane	**<0.59**	ug/L	5.0	0.59	1		10/28/20 17:32	96-18-4	
1,2,4-Trichlorobenzene	**<0.95**	ug/L	5.0	0.95	1		10/28/20 17:32	120-82-1	
1,2,4-Trimethylbenzene	**<0.84**	ug/L	2.8	0.84	1		10/28/20 17:32	95-63-6	
1,2-Dibromo-3-chloropropane	**<1.8**	ug/L	5.9	1.8	1		10/28/20 17:32	96-12-8	
1,2-Dibromoethane (EDB)	**<0.83**	ug/L	2.8	0.83	1		10/28/20 17:32	106-93-4	
1,2-Dichlorobenzene	**<0.71**	ug/L	2.4	0.71	1		10/28/20 17:32	95-50-1	
1,2-Dichloroethane	**<0.28**	ug/L	1.0	0.28	1		10/28/20 17:32	107-06-2	
1,2-Dichloropropane	**<0.28**	ug/L	1.0	0.28	1		10/28/20 17:32	78-87-5	
1,3,5-Trimethylbenzene	**<0.87**	ug/L	2.9	0.87	1		10/28/20 17:32	108-67-8	
1,3-Dichlorobenzene	**<0.63**	ug/L	2.1	0.63	1		10/28/20 17:32	541-73-1	
1,3-Dichloropropane	**<0.83**	ug/L	2.8	0.83	1		10/28/20 17:32	142-28-9	
1,4-Dichlorobenzene	**<0.94**	ug/L	3.1	0.94	1		10/28/20 17:32	106-46-7	
2,2-Dichloropropane	**<2.3**	ug/L	7.6	2.3	1		10/28/20 17:32	594-20-7	
2-Butanone (MEK)	**<2.9**	ug/L	20.0	2.9	1		10/28/20 17:32	78-93-3	
2-Chlorotoluene	**<0.93**	ug/L	5.0	0.93	1		10/28/20 17:32	95-49-8	
2-Hexanone	**<5.2**	ug/L	17.4	5.2	1		10/28/20 17:32	591-78-6	
4-Chlorotoluene	**<0.76**	ug/L	2.5	0.76	1		10/28/20 17:32	106-43-4	
4-Methyl-2-pentanone (MIBK)	**<4.6**	ug/L	15.5	4.6	1		10/28/20 17:32	108-10-1	
Acetone	**<2.7**	ug/L	20.0	2.7	1		10/28/20 17:32	67-64-1	
Benzene	**<0.25**	ug/L	1.0	0.25	1		10/28/20 17:32	71-43-2	
Bromobenzene	**<0.24**	ug/L	1.0	0.24	1		10/28/20 17:32	108-86-1	
Bromochloromethane	**<0.36**	ug/L	5.0	0.36	1		10/28/20 17:32	74-97-5	
Bromodichloromethane	**<0.36**	ug/L	1.2	0.36	1		10/28/20 17:32	75-27-4	
Bromoform	**<4.0**	ug/L	13.2	4.0	1		10/28/20 17:32	75-25-2	
Bromomethane	**<0.97**	ug/L	5.0	0.97	1		10/28/20 17:32	74-83-9	
Carbon disulfide	**<0.45**	ug/L	1.5	0.45	1		10/28/20 17:32	75-15-0	
Carbon tetrachloride	**<1.1**	ug/L	3.6	1.1	1		10/28/20 17:32	56-23-5	
Chlorobenzene	**<0.71**	ug/L	2.4	0.71	1		10/28/20 17:32	108-90-7	
Chloroethane	**<1.3**	ug/L	5.0	1.3	1		10/28/20 17:32	75-00-3	
Chloroform	**<1.3**	ug/L	5.0	1.3	1		10/28/20 17:32	67-66-3	
Chloromethane	**<2.2**	ug/L	7.3	2.2	1		10/28/20 17:32	74-87-3	
Dibromochloromethane	**<2.6**	ug/L	8.7	2.6	1		10/28/20 17:32	124-48-1	
Dibromomethane	**<0.94**	ug/L	3.1	0.94	1		10/28/20 17:32	74-95-3	
Dichlorodifluoromethane	**<0.50**	ug/L	5.0	0.50	1		10/28/20 17:32	75-71-8	
Diisopropyl ether	**<1.9**	ug/L	6.3	1.9	1		10/28/20 17:32	108-20-3	
Ethylbenzene	**<0.32**	ug/L	1.1	0.32	1		10/28/20 17:32	100-41-4	

REPORT OF LABORATORY ANALYSIS

This report shall not be reproduced, except in full,
without the written consent of Pace Analytical Services, LLC.

Pace Analytical Services, LLC
1241 Bellevue Street - Suite 9
Green Bay, WI 54302
(920)469-2436

ANALYTICAL RESULTS

Project: A204304 MADISON KIPP CORP.
Pace Project No.: 40216919

Sample: MW-2D **Lab ID: 40216919002** Collected: 10/20/20 11:31 Received: 10/21/20 10:25 Matrix: Water

Parameters	Results	Units	LOQ	LOD	DF	Prepared	Analyzed	CAS No.	Qual
8260 MSV	Analytical Method: EPA 8260 Pace Analytical Services - Green Bay								
Hexachloro-1,3-butadiene	**<1.5**	ug/L	4.9	1.5	1		10/28/20 17:32	87-68-3	
Isopropylbenzene (Cumene)	**<1.7**	ug/L	5.6	1.7	1		10/28/20 17:32	98-82-8	
Methyl-tert-butyl ether	**<1.2**	ug/L	4.2	1.2	1		10/28/20 17:32	1634-04-4	
Methylene Chloride	**<0.58**	ug/L	5.0	0.58	1		10/28/20 17:32	75-09-2	
Naphthalene	**<1.2**	ug/L	5.0	1.2	1		10/28/20 17:32	91-20-3	
Styrene	**<3.0**	ug/L	10.0	3.0	1		10/28/20 17:32	100-42-5	
Tetrachloroethene	**6.3**	ug/L	1.1	0.33	1		10/28/20 17:32	127-18-4	
Tetrahydrofuran	**<2.3**	ug/L	20.0	2.3	1		10/28/20 17:32	109-99-9	
Toluene	**<0.27**	ug/L	1.0	0.27	1		10/28/20 17:32	108-88-3	
Trichloroethene	**<0.26**	ug/L	1.0	0.26	1		10/28/20 17:32	79-01-6	
Trichlorofluoromethane	**<0.21**	ug/L	1.0	0.21	1		10/28/20 17:32	75-69-4	
Vinyl chloride	**<0.17**	ug/L	1.0	0.17	1		10/28/20 17:32	75-01-4	
Xylene (Total)	**<1.5**	ug/L	3.0	1.5	1		10/28/20 17:32	1330-20-7	
cis-1,2-Dichloroethene	**<0.27**	ug/L	1.0	0.27	1		10/28/20 17:32	156-59-2	
cis-1,3-Dichloropropene	**<3.6**	ug/L	12.1	3.6	1		10/28/20 17:32	10061-01-5	
m&p-Xylene	**<0.47**	ug/L	2.0	0.47	1		10/28/20 17:32	179601-23-1	
n-Butylbenzene	**<0.71**	ug/L	2.4	0.71	1		10/28/20 17:32	104-51-8	
n-Hexane	**<1.7**	ug/L	5.7	1.7	1		10/28/20 17:32	110-54-3	
n-Propylbenzene	**<0.81**	ug/L	5.0	0.81	1		10/28/20 17:32	103-65-1	
o-Xylene	**<0.26**	ug/L	1.0	0.26	1		10/28/20 17:32	95-47-6	
p-Isopropyltoluene	**<0.80**	ug/L	2.7	0.80	1		10/28/20 17:32	99-87-6	
sec-Butylbenzene	**<0.85**	ug/L	5.0	0.85	1		10/28/20 17:32	135-98-8	
tert-Butylbenzene	**<0.30**	ug/L	1.0	0.30	1		10/28/20 17:32	98-06-6	
trans-1,2-Dichloroethene	**<0.46**	ug/L	1.5	0.46	1		10/28/20 17:32	156-60-5	
trans-1,3-Dichloropropene	**<4.4**	ug/L	14.6	4.4	1		10/28/20 17:32	10061-02-6	
Surrogates									
4-Bromofluorobenzene (S)	96	%	70-130		1		10/28/20 17:32	460-00-4	
Dibromofluoromethane (S)	101	%	70-130		1		10/28/20 17:32	1868-53-7	
Toluene-d8 (S)	97	%	70-130		1		10/28/20 17:32	2037-26-5	

REPORT OF LABORATORY ANALYSIS

This report shall not be reproduced, except in full,
without the written consent of Pace Analytical Services, LLC.

Pace Analytical Services, LLC
1241 Bellevue Street - Suite 9
Green Bay, WI 54302
(920)469-2436

ANALYTICAL RESULTS

Project: A204304 MADISON KIPP CORP.
Pace Project No.: 40216919

Sample: MW-3D **Lab ID: 40216919003** Collected: 10/19/20 14:36 Received: 10/21/20 10:25 Matrix: Water

Parameters	Results	Units	LOQ	LOD	DF	Prepared	Analyzed	CAS No.	Qual
8260 MSV	Analytical Method: EPA 8260 Pace Analytical Services - Green Bay								
1,1,1,2-Tetrachloroethane	**<2.7**	ug/L	10.0	2.7	10		10/28/20 06:41	630-20-6	
1,1,1-Trichloroethane	**<2.4**	ug/L	10.0	2.4	10		10/28/20 06:41	71-55-6	
1,1,2,2-Tetrachloroethane	**<2.8**	ug/L	10.0	2.8	10		10/28/20 06:41	79-34-5	
1,1,2-Trichloroethane	**<5.5**	ug/L	50.0	5.5	10		10/28/20 06:41	79-00-5	
1,1,2-Trichlorotrifluoroethane	**<5.4**	ug/L	50.0	5.4	10		10/28/20 06:41	76-13-1	
1,1-Dichloroethane	**<2.7**	ug/L	10.0	2.7	10		10/28/20 06:41	75-34-3	
1,1-Dichloroethene	**<2.4**	ug/L	10.0	2.4	10		10/28/20 06:41	75-35-4	
1,1-Dichloropropene	**<5.4**	ug/L	18.0	5.4	10		10/28/20 06:41	563-58-6	
1,2,3-Trichlorobenzene	**<22.1**	ug/L	73.7	22.1	10		10/28/20 06:41	87-61-6	
1,2,3-Trichloropropane	**<5.9**	ug/L	50.0	5.9	10		10/28/20 06:41	96-18-4	
1,2,4-Trichlorobenzene	**<9.5**	ug/L	50.0	9.5	10		10/28/20 06:41	120-82-1	
1,2,4-Trimethylbenzene	**<8.4**	ug/L	28.0	8.4	10		10/28/20 06:41	95-63-6	
1,2-Dibromo-3-chloropropane	**<17.6**	ug/L	58.8	17.6	10		10/28/20 06:41	96-12-8	
1,2-Dibromoethane (EDB)	**<8.3**	ug/L	27.6	8.3	10		10/28/20 06:41	106-93-4	
1,2-Dichlorobenzene	**<7.1**	ug/L	23.5	7.1	10		10/28/20 06:41	95-50-1	
1,2-Dichloroethane	**<2.8**	ug/L	10.0	2.8	10		10/28/20 06:41	107-06-2	
1,2-Dichloropropane	**<2.8**	ug/L	10.0	2.8	10		10/28/20 06:41	78-87-5	
1,3,5-Trimethylbenzene	**<8.7**	ug/L	29.1	8.7	10		10/28/20 06:41	108-67-8	
1,3-Dichlorobenzene	**<6.3**	ug/L	20.9	6.3	10		10/28/20 06:41	541-73-1	
1,3-Dichloropropane	**<8.3**	ug/L	27.5	8.3	10		10/28/20 06:41	142-28-9	
1,4-Dichlorobenzene	**<9.4**	ug/L	31.5	9.4	10		10/28/20 06:41	106-46-7	
2,2-Dichloropropane	**<22.7**	ug/L	75.5	22.7	10		10/28/20 06:41	594-20-7	
2-Butanone (MEK)	**<29.4**	ug/L	200	29.4	10		10/28/20 06:41	78-93-3	
2-Chlorotoluene	**<9.3**	ug/L	50.0	9.3	10		10/28/20 06:41	95-49-8	
2-Hexanone	**<52.1**	ug/L	174	52.1	10		10/28/20 06:41	591-78-6	
4-Chlorotoluene	**<7.6**	ug/L	25.2	7.6	10		10/28/20 06:41	106-43-4	
4-Methyl-2-pentanone (MIBK)	**<46.4**	ug/L	155	46.4	10		10/28/20 06:41	108-10-1	
Acetone	**<27.4**	ug/L	200	27.4	10		10/28/20 06:41	67-64-1	
Benzene	**<2.5**	ug/L	10.0	2.5	10		10/28/20 06:41	71-43-2	
Bromobenzene	**<2.4**	ug/L	10.0	2.4	10		10/28/20 06:41	108-86-1	
Bromochloromethane	**<3.6**	ug/L	50.0	3.6	10		10/28/20 06:41	74-97-5	
Bromodichloromethane	**<3.6**	ug/L	12.1	3.6	10		10/28/20 06:41	75-27-4	
Bromoform	**<39.7**	ug/L	132	39.7	10		10/28/20 06:41	75-25-2	
Bromomethane	**<9.7**	ug/L	50.0	9.7	10		10/28/20 06:41	74-83-9	
Carbon disulfide	**<4.5**	ug/L	15.0	4.5	10		10/28/20 06:41	75-15-0	
Carbon tetrachloride	**<10.8**	ug/L	35.9	10.8	10		10/28/20 06:41	56-23-5	
Chlorobenzene	**<7.1**	ug/L	23.7	7.1	10		10/28/20 06:41	108-90-7	
Chloroethane	**<13.4**	ug/L	50.0	13.4	10		10/28/20 06:41	75-00-3	
Chloroform	**<12.7**	ug/L	50.0	12.7	10		10/28/20 06:41	67-66-3	
Chloromethane	**<21.9**	ug/L	73.0	21.9	10		10/28/20 06:41	74-87-3	
Dibromochloromethane	**<26.0**	ug/L	86.7	26.0	10		10/28/20 06:41	124-48-1	
Dibromomethane	**<9.4**	ug/L	31.2	9.4	10		10/28/20 06:41	74-95-3	
Dichlorodifluoromethane	**<5.0**	ug/L	50.0	5.0	10		10/28/20 06:41	75-71-8	
Diisopropyl ether	**<18.9**	ug/L	62.9	18.9	10		10/28/20 06:41	108-20-3	
Ethylbenzene	**<3.2**	ug/L	10.6	3.2	10		10/28/20 06:41	100-41-4	

REPORT OF LABORATORY ANALYSIS

This report shall not be reproduced, except in full,
without the written consent of Pace Analytical Services, LLC.

Pace Analytical Services, LLC
1241 Bellevue Street - Suite 9
Green Bay, WI 54302
(920)469-2436

ANALYTICAL RESULTS

Project: A204304 MADISON KIPP CORP.
Pace Project No.: 40216919

Sample: MW-3D **Lab ID: 40216919003** Collected: 10/19/20 14:36 Received: 10/21/20 10:25 Matrix: Water

Parameters	Results	Units	LOQ	LOD	DF	Prepared	Analyzed	CAS No.	Qual
8260 MSV	Analytical Method: EPA 8260								
	Pace Analytical Services - Green Bay								
Hexachloro-1,3-butadiene	**<14.6**	ug/L	48.8	14.6	10		10/28/20 06:41	87-68-3	
Isopropylbenzene (Cumene)	**<16.9**	ug/L	56.2	16.9	10		10/28/20 06:41	98-82-8	
Methyl-tert-butyl ether	**<12.5**	ug/L	41.5	12.5	10		10/28/20 06:41	1634-04-4	
Methylene Chloride	**<5.8**	ug/L	50.0	5.8	10		10/28/20 06:41	75-09-2	
Naphthalene	**<11.8**	ug/L	50.0	11.8	10		10/28/20 06:41	91-20-3	
Styrene	**<30.1**	ug/L	100	30.1	10		10/28/20 06:41	100-42-5	
Tetrachloroethene	**795**	ug/L	10.9	3.3	10		10/28/20 06:41	127-18-4	
Tetrahydrofuran	**<23.2**	ug/L	200	23.2	10		10/28/20 06:41	109-99-9	
Toluene	**<2.7**	ug/L	10.0	2.7	10		10/28/20 06:41	108-88-3	
Trichloroethene	**61.2**	ug/L	10.0	2.6	10		10/28/20 06:41	79-01-6	
Trichlorofluoromethane	**<2.1**	ug/L	10.0	2.1	10		10/28/20 06:41	75-69-4	
Vinyl chloride	**<1.7**	ug/L	10.0	1.7	10		10/28/20 06:41	75-01-4	
Xylene (Total)	**<15.0**	ug/L	30.0	15.0	10		10/28/20 06:41	1330-20-7	
cis-1,2-Dichloroethene	**51.0**	ug/L	10.0	2.7	10		10/28/20 06:41	156-59-2	
cis-1,3-Dichloropropene	**<36.3**	ug/L	121	36.3	10		10/28/20 06:41	10061-01-5	
m&p-Xylene	**<4.7**	ug/L	20.0	4.7	10		10/28/20 06:41	179601-23-1	
n-Butylbenzene	**<7.1**	ug/L	23.6	7.1	10		10/28/20 06:41	104-51-8	
n-Hexane	**<17.1**	ug/L	57.0	17.1	10		10/28/20 06:41	110-54-3	
n-Propylbenzene	**<8.1**	ug/L	50.0	8.1	10		10/28/20 06:41	103-65-1	
o-Xylene	**<2.6**	ug/L	10.0	2.6	10		10/28/20 06:41	95-47-6	
p-Isopropyltoluene	**<8.0**	ug/L	26.7	8.0	10		10/28/20 06:41	99-87-6	
sec-Butylbenzene	**<8.5**	ug/L	50.0	8.5	10		10/28/20 06:41	135-98-8	
tert-Butylbenzene	**<3.0**	ug/L	10.1	3.0	10		10/28/20 06:41	98-06-6	
trans-1,2-Dichloroethene	**<4.6**	ug/L	15.5	4.6	10		10/28/20 06:41	156-60-5	
trans-1,3-Dichloropropene	**<43.7**	ug/L	146	43.7	10		10/28/20 06:41	10061-02-6	
Surrogates									
4-Bromofluorobenzene (S)	97	%	70-130		10		10/28/20 06:41	460-00-4	
Dibromofluoromethane (S)	102	%	70-130		10		10/28/20 06:41	1868-53-7	
Toluene-d8 (S)	99	%	70-130		10		10/28/20 06:41	2037-26-5	
2540C Total Dissolved Solids	Analytical Method: SM 2540C								
	Pace Analytical Services - Green Bay								
Total Dissolved Solids	**656**	mg/L	20.0	8.7	1		10/22/20 16:43		
2540D Total Suspended Solids	Analytical Method: SM 2540D								
	Pace Analytical Services - Green Bay								
Total Suspended Solids	**6.0**	mg/L	2.0	0.95	1		10/22/20 06:49		

REPORT OF LABORATORY ANALYSIS

This report shall not be reproduced, except in full,
without the written consent of Pace Analytical Services, LLC.

Pace Analytical Services, LLC
1241 Bellevue Street - Suite 9
Green Bay, WI 54302
(920)469-2436

ANALYTICAL RESULTS

Project: A204304 MADISON KIPP CORP.
Pace Project No.: 40216919

Sample: MW-24 **Lab ID: 40216919004** Collected: 10/19/20 13:06 Received: 10/21/20 10:25 Matrix: Water

Parameters	Results	Units	LOQ	LOD	DF	Prepared	Analyzed	CAS No.	Qual
2540C Total Dissolved Solids	Analytical Method: SM 2540C Pace Analytical Services - Green Bay								
Total Dissolved Solids	**2370**	mg/L	20.0	8.7	1		10/22/20 16:44		
2540D Total Suspended Solids	Analytical Method: SM 2540D Pace Analytical Services - Green Bay								
Total Suspended Solids	**4.4**	mg/L	2.0	0.95	1		10/22/20 06:49		

REPORT OF LABORATORY ANALYSIS

This report shall not be reproduced, except in full,
without the written consent of Pace Analytical Services, LLC.

Pace Analytical Services, LLC
1241 Bellevue Street - Suite 9
Green Bay, WI 54302
(920)469-2436

ANALYTICAL RESULTS

Project: A204304 MADISON KIPP CORP.
Pace Project No.: 40216919

Sample: MW-28 **Lab ID: 40216919005** Collected: 10/19/20 16:08 Received: 10/21/20 10:25 Matrix: Water

Parameters	Results	Units	LOQ	LOD	DF	Prepared	Analyzed	CAS No.	Qual
8260 MSV	Analytical Method: EPA 8260 Pace Analytical Services - Green Bay								
1,1,1,2-Tetrachloroethane	**<2.7**	ug/L	10.0	2.7	10		10/28/20 18:40	630-20-6	
1,1,1-Trichloroethane	**<2.4**	ug/L	10.0	2.4	10		10/28/20 18:40	71-55-6	
1,1,2,2-Tetrachloroethane	**<2.8**	ug/L	10.0	2.8	10		10/28/20 18:40	79-34-5	
1,1,2-Trichloroethane	**<5.5**	ug/L	50.0	5.5	10		10/28/20 18:40	79-00-5	
1,1,2-Trichlorotrifluoroethane	**<5.4**	ug/L	50.0	5.4	10		10/28/20 18:40	76-13-1	
1,1-Dichloroethane	**<2.7**	ug/L	10.0	2.7	10		10/28/20 18:40	75-34-3	
1,1-Dichloroethene	**<2.4**	ug/L	10.0	2.4	10		10/28/20 18:40	75-35-4	
1,1-Dichloropropene	**<5.4**	ug/L	18.0	5.4	10		10/28/20 18:40	563-58-6	
1,2,3-Trichlorobenzene	**<22.1**	ug/L	73.7	22.1	10		10/28/20 18:40	87-61-6	
1,2,3-Trichloropropane	**<5.9**	ug/L	50.0	5.9	10		10/28/20 18:40	96-18-4	
1,2,4-Trichlorobenzene	**<9.5**	ug/L	50.0	9.5	10		10/28/20 18:40	120-82-1	
1,2,4-Trimethylbenzene	**<8.4**	ug/L	28.0	8.4	10		10/28/20 18:40	95-63-6	
1,2-Dibromo-3-chloropropane	**<17.6**	ug/L	58.8	17.6	10		10/28/20 18:40	96-12-8	
1,2-Dibromoethane (EDB)	**<8.3**	ug/L	27.6	8.3	10		10/28/20 18:40	106-93-4	
1,2-Dichlorobenzene	**<7.1**	ug/L	23.5	7.1	10		10/28/20 18:40	95-50-1	
1,2-Dichloroethane	**<2.8**	ug/L	10.0	2.8	10		10/28/20 18:40	107-06-2	
1,2-Dichloropropane	**<2.8**	ug/L	10.0	2.8	10		10/28/20 18:40	78-87-5	
1,3,5-Trimethylbenzene	**<8.7**	ug/L	29.1	8.7	10		10/28/20 18:40	108-67-8	
1,3-Dichlorobenzene	**<6.3**	ug/L	20.9	6.3	10		10/28/20 18:40	541-73-1	
1,3-Dichloropropane	**<8.3**	ug/L	27.5	8.3	10		10/28/20 18:40	142-28-9	
1,4-Dichlorobenzene	**<9.4**	ug/L	31.5	9.4	10		10/28/20 18:40	106-46-7	
2,2-Dichloropropane	**<22.7**	ug/L	75.5	22.7	10		10/28/20 18:40	594-20-7	
2-Butanone (MEK)	**<29.4**	ug/L	200	29.4	10		10/28/20 18:40	78-93-3	
2-Chlorotoluene	**<9.3**	ug/L	50.0	9.3	10		10/28/20 18:40	95-49-8	
2-Hexanone	**<52.1**	ug/L	174	52.1	10		10/28/20 18:40	591-78-6	
4-Chlorotoluene	**<7.6**	ug/L	25.2	7.6	10		10/28/20 18:40	106-43-4	
4-Methyl-2-pentanone (MIBK)	**<46.4**	ug/L	155	46.4	10		10/28/20 18:40	108-10-1	
Acetone	**<27.4**	ug/L	200	27.4	10		10/28/20 18:40	67-64-1	
Benzene	**<2.5**	ug/L	10.0	2.5	10		10/28/20 18:40	71-43-2	
Bromobenzene	**<2.4**	ug/L	10.0	2.4	10		10/28/20 18:40	108-86-1	
Bromochloromethane	**<3.6**	ug/L	50.0	3.6	10		10/28/20 18:40	74-97-5	
Bromodichloromethane	**<3.6**	ug/L	12.1	3.6	10		10/28/20 18:40	75-27-4	
Bromoform	**<39.7**	ug/L	132	39.7	10		10/28/20 18:40	75-25-2	
Bromomethane	**<9.7**	ug/L	50.0	9.7	10		10/28/20 18:40	74-83-9	
Carbon disulfide	**<4.5**	ug/L	15.0	4.5	10		10/28/20 18:40	75-15-0	
Carbon tetrachloride	**<10.8**	ug/L	35.9	10.8	10		10/28/20 18:40	56-23-5	
Chlorobenzene	**<7.1**	ug/L	23.7	7.1	10		10/28/20 18:40	108-90-7	
Chloroethane	**<13.4**	ug/L	50.0	13.4	10		10/28/20 18:40	75-00-3	
Chloroform	**<12.7**	ug/L	50.0	12.7	10		10/28/20 18:40	67-66-3	
Chloromethane	**<21.9**	ug/L	73.0	21.9	10		10/28/20 18:40	74-87-3	
Dibromochloromethane	**<26.0**	ug/L	86.7	26.0	10		10/28/20 18:40	124-48-1	
Dibromomethane	**<9.4**	ug/L	31.2	9.4	10		10/28/20 18:40	74-95-3	
Dichlorodifluoromethane	**<5.0**	ug/L	50.0	5.0	10		10/28/20 18:40	75-71-8	
Diisopropyl ether	**<18.9**	ug/L	62.9	18.9	10		10/28/20 18:40	108-20-3	
Ethylbenzene	**<3.2**	ug/L	10.6	3.2	10		10/28/20 18:40	100-41-4	

REPORT OF LABORATORY ANALYSIS

This report shall not be reproduced, except in full,
without the written consent of Pace Analytical Services, LLC.

Pace Analytical Services, LLC
1241 Bellevue Street - Suite 9
Green Bay, WI 54302
(920)469-2436

ANALYTICAL RESULTS

Project: A204304 MADISON KIPP CORP.
Pace Project No.: 40216919

Sample: MW-28 **Lab ID: 40216919005** Collected: 10/19/20 16:08 Received: 10/21/20 10:25 Matrix: Water

Parameters	Results	Units	LOQ	LOD	DF	Prepared	Analyzed	CAS No.	Qual
8260 MSV	Analytical Method: EPA 8260								
	Pace Analytical Services - Green Bay								
Hexachloro-1,3-butadiene	**<14.6**	ug/L	48.8	14.6	10		10/28/20 18:40	87-68-3	
Isopropylbenzene (Cumene)	**<16.9**	ug/L	56.2	16.9	10		10/28/20 18:40	98-82-8	
Methyl-tert-butyl ether	**<12.5**	ug/L	41.5	12.5	10		10/28/20 18:40	1634-04-4	
Methylene Chloride	**<5.8**	ug/L	50.0	5.8	10		10/28/20 18:40	75-09-2	
Naphthalene	**<11.8**	ug/L	50.0	11.8	10		10/28/20 18:40	91-20-3	
Styrene	**<30.1**	ug/L	100	30.1	10		10/28/20 18:40	100-42-5	
Tetrachloroethene	**827**	ug/L	10.9	3.3	10		10/28/20 18:40	127-18-4	
Tetrahydrofuran	**<23.2**	ug/L	200	23.2	10		10/28/20 18:40	109-99-9	
Toluene	**<2.7**	ug/L	10.0	2.7	10		10/28/20 18:40	108-88-3	
Trichloroethene	**<2.6**	ug/L	10.0	2.6	10		10/28/20 18:40	79-01-6	
Trichlorofluoromethane	**<2.1**	ug/L	10.0	2.1	10		10/28/20 18:40	75-69-4	
Vinyl chloride	**<1.7**	ug/L	10.0	1.7	10		10/28/20 18:40	75-01-4	
Xylene (Total)	**<15.0**	ug/L	30.0	15.0	10		10/28/20 18:40	1330-20-7	
cis-1,2-Dichloroethene	**<2.7**	ug/L	10.0	2.7	10		10/28/20 18:40	156-59-2	
cis-1,3-Dichloropropene	**<36.3**	ug/L	121	36.3	10		10/28/20 18:40	10061-01-5	
m&p-Xylene	**<4.7**	ug/L	20.0	4.7	10		10/28/20 18:40	179601-23-1	
n-Butylbenzene	**<7.1**	ug/L	23.6	7.1	10		10/28/20 18:40	104-51-8	
n-Hexane	**<17.1**	ug/L	57.0	17.1	10		10/28/20 18:40	110-54-3	
n-Propylbenzene	**<8.1**	ug/L	50.0	8.1	10		10/28/20 18:40	103-65-1	
o-Xylene	**<2.6**	ug/L	10.0	2.6	10		10/28/20 18:40	95-47-6	
p-Isopropyltoluene	**<8.0**	ug/L	26.7	8.0	10		10/28/20 18:40	99-87-6	
sec-Butylbenzene	**<8.5**	ug/L	50.0	8.5	10		10/28/20 18:40	135-98-8	
tert-Butylbenzene	**<3.0**	ug/L	10.1	3.0	10		10/28/20 18:40	98-06-6	
trans-1,2-Dichloroethene	**<4.6**	ug/L	15.5	4.6	10		10/28/20 18:40	156-60-5	
trans-1,3-Dichloropropene	**<43.7**	ug/L	146	43.7	10		10/28/20 18:40	10061-02-6	
Surrogates									
4-Bromofluorobenzene (S)	96	%	70-130		10		10/28/20 18:40	460-00-4	
Dibromofluoromethane (S)	103	%	70-130		10		10/28/20 18:40	1868-53-7	
Toluene-d8 (S)	98	%	70-130		10		10/28/20 18:40	2037-26-5	
2540C Total Dissolved Solids	Analytical Method: SM 2540C								
	Pace Analytical Services - Green Bay								
Total Dissolved Solids	**1230**	mg/L	20.0	8.7	1		10/22/20 16:44		
2540D Total Suspended Solids	Analytical Method: SM 2540D								
	Pace Analytical Services - Green Bay								
Total Suspended Solids	**4.4**	mg/L	2.0	0.95	1		10/22/20 06:49		

REPORT OF LABORATORY ANALYSIS

This report shall not be reproduced, except in full,
without the written consent of Pace Analytical Services, LLC.

Pace Analytical Services, LLC
1241 Bellevue Street - Suite 9
Green Bay, WI 54302
(920)469-2436

ANALYTICAL RESULTS

Project: A204304 MADISON KIPP CORP.
Pace Project No.: 40216919

Sample: DUP-03 **Lab ID: 40216919006** Collected: 10/19/20 00:00 Received: 10/21/20 10:25 Matrix: Water

Parameters	Results	Units	LOQ	LOD	DF	Prepared	Analyzed	CAS No.	Qual
8260 MSV	Analytical Method: EPA 8260 Pace Analytical Services - Green Bay								
1,1,1,2-Tetrachloroethane	**<0.27**	ug/L	1.0	0.27	1		10/28/20 17:55	630-20-6	
1,1,1-Trichloroethane	**<0.24**	ug/L	1.0	0.24	1		10/28/20 17:55	71-55-6	
1,1,2,2-Tetrachloroethane	**<0.28**	ug/L	1.0	0.28	1		10/28/20 17:55	79-34-5	
1,1,2-Trichloroethane	**<0.55**	ug/L	5.0	0.55	1		10/28/20 17:55	79-00-5	
1,1,2-Trichlorotrifluoroethane	**<0.54**	ug/L	5.0	0.54	1		10/28/20 17:55	76-13-1	
1,1-Dichloroethane	**<0.27**	ug/L	1.0	0.27	1		10/28/20 17:55	75-34-3	
1,1-Dichloroethene	**<0.24**	ug/L	1.0	0.24	1		10/28/20 17:55	75-35-4	
1,1-Dichloropropene	**<0.54**	ug/L	1.8	0.54	1		10/28/20 17:55	563-58-6	
1,2,3-Trichlorobenzene	**<2.2**	ug/L	7.4	2.2	1		10/28/20 17:55	87-61-6	
1,2,3-Trichloropropane	**<0.59**	ug/L	5.0	0.59	1		10/28/20 17:55	96-18-4	
1,2,4-Trichlorobenzene	**<0.95**	ug/L	5.0	0.95	1		10/28/20 17:55	120-82-1	
1,2,4-Trimethylbenzene	**<0.84**	ug/L	2.8	0.84	1		10/28/20 17:55	95-63-6	
1,2-Dibromo-3-chloropropane	**<1.8**	ug/L	5.9	1.8	1		10/28/20 17:55	96-12-8	
1,2-Dibromoethane (EDB)	**<0.83**	ug/L	2.8	0.83	1		10/28/20 17:55	106-93-4	
1,2-Dichlorobenzene	**<0.71**	ug/L	2.4	0.71	1		10/28/20 17:55	95-50-1	
1,2-Dichloroethane	**<0.28**	ug/L	1.0	0.28	1		10/28/20 17:55	107-06-2	
1,2-Dichloropropane	**<0.28**	ug/L	1.0	0.28	1		10/28/20 17:55	78-87-5	
1,3,5-Trimethylbenzene	**<0.87**	ug/L	2.9	0.87	1		10/28/20 17:55	108-67-8	
1,3-Dichlorobenzene	**<0.63**	ug/L	2.1	0.63	1		10/28/20 17:55	541-73-1	
1,3-Dichloropropane	**<0.83**	ug/L	2.8	0.83	1		10/28/20 17:55	142-28-9	
1,4-Dichlorobenzene	**<0.94**	ug/L	3.1	0.94	1		10/28/20 17:55	106-46-7	
2,2-Dichloropropane	**<2.3**	ug/L	7.6	2.3	1		10/28/20 17:55	594-20-7	
2-Butanone (MEK)	**<2.9**	ug/L	20.0	2.9	1		10/28/20 17:55	78-93-3	
2-Chlorotoluene	**<0.93**	ug/L	5.0	0.93	1		10/28/20 17:55	95-49-8	
2-Hexanone	**<5.2**	ug/L	17.4	5.2	1		10/28/20 17:55	591-78-6	
4-Chlorotoluene	**<0.76**	ug/L	2.5	0.76	1		10/28/20 17:55	106-43-4	
4-Methyl-2-pentanone (MIBK)	**<4.6**	ug/L	15.5	4.6	1		10/28/20 17:55	108-10-1	
Acetone	**<2.7**	ug/L	20.0	2.7	1		10/28/20 17:55	67-64-1	
Benzene	**<0.25**	ug/L	1.0	0.25	1		10/28/20 17:55	71-43-2	
Bromobenzene	**<0.24**	ug/L	1.0	0.24	1		10/28/20 17:55	108-86-1	
Bromochloromethane	**<0.36**	ug/L	5.0	0.36	1		10/28/20 17:55	74-97-5	
Bromodichloromethane	**<0.36**	ug/L	1.2	0.36	1		10/28/20 17:55	75-27-4	
Bromoform	**<4.0**	ug/L	13.2	4.0	1		10/28/20 17:55	75-25-2	
Bromomethane	**<0.97**	ug/L	5.0	0.97	1		10/28/20 17:55	74-83-9	
Carbon disulfide	**<0.45**	ug/L	1.5	0.45	1		10/28/20 17:55	75-15-0	
Carbon tetrachloride	**<1.1**	ug/L	3.6	1.1	1		10/28/20 17:55	56-23-5	
Chlorobenzene	**<0.71**	ug/L	2.4	0.71	1		10/28/20 17:55	108-90-7	
Chloroethane	**<1.3**	ug/L	5.0	1.3	1		10/28/20 17:55	75-00-3	
Chloroform	**<1.3**	ug/L	5.0	1.3	1		10/28/20 17:55	67-66-3	
Chloromethane	**<2.2**	ug/L	7.3	2.2	1		10/28/20 17:55	74-87-3	
Dibromochloromethane	**<2.6**	ug/L	8.7	2.6	1		10/28/20 17:55	124-48-1	
Dibromomethane	**<0.94**	ug/L	3.1	0.94	1		10/28/20 17:55	74-95-3	
Dichlorodifluoromethane	**<0.50**	ug/L	5.0	0.50	1		10/28/20 17:55	75-71-8	
Diisopropyl ether	**<1.9**	ug/L	6.3	1.9	1		10/28/20 17:55	108-20-3	
Ethylbenzene	**<0.32**	ug/L	1.1	0.32	1		10/28/20 17:55	100-41-4	

REPORT OF LABORATORY ANALYSIS

This report shall not be reproduced, except in full,
without the written consent of Pace Analytical Services, LLC.

Pace Analytical Services, LLC
1241 Bellevue Street - Suite 9
Green Bay, WI 54302
(920)469-2436

ANALYTICAL RESULTS

Project: A204304 MADISON KIPP CORP.
Pace Project No.: 40216919

Sample: DUP-03 **Lab ID: 40216919006** Collected: 10/19/20 00:00 Received: 10/21/20 10:25 Matrix: Water

Parameters	Results	Units	LOQ	LOD	DF	Prepared	Analyzed	CAS No.	Qual
8260 MSV	Analytical Method: EPA 8260 Pace Analytical Services - Green Bay								
Hexachloro-1,3-butadiene	**<1.5**	ug/L	4.9	1.5	1		10/28/20 17:55	87-68-3	
Isopropylbenzene (Cumene)	**<1.7**	ug/L	5.6	1.7	1		10/28/20 17:55	98-82-8	
Methyl-tert-butyl ether	**<1.2**	ug/L	4.2	1.2	1		10/28/20 17:55	1634-04-4	
Methylene Chloride	**<0.58**	ug/L	5.0	0.58	1		10/28/20 17:55	75-09-2	
Naphthalene	**<1.2**	ug/L	5.0	1.2	1		10/28/20 17:55	91-20-3	
Styrene	**<3.0**	ug/L	10.0	3.0	1		10/28/20 17:55	100-42-5	
Tetrachloroethene	**769**	ug/L	21.8	6.5	20		10/29/20 07:39	127-18-4	
Tetrahydrofuran	**<2.3**	ug/L	20.0	2.3	1		10/28/20 17:55	109-99-9	
Toluene	**<0.27**	ug/L	1.0	0.27	1		10/28/20 17:55	108-88-3	
Trichloroethene	**67.4**	ug/L	1.0	0.26	1		10/28/20 17:55	79-01-6	
Trichlorofluoromethane	**<0.21**	ug/L	1.0	0.21	1		10/28/20 17:55	75-69-4	
Vinyl chloride	**<0.17**	ug/L	1.0	0.17	1		10/28/20 17:55	75-01-4	
Xylene (Total)	**<1.5**	ug/L	3.0	1.5	1		10/28/20 17:55	1330-20-7	
cis-1,2-Dichloroethene	**55.0**	ug/L	1.0	0.27	1		10/28/20 17:55	156-59-2	
cis-1,3-Dichloropropene	**<3.6**	ug/L	12.1	3.6	1		10/28/20 17:55	10061-01-5	
m&p-Xylene	**<0.47**	ug/L	2.0	0.47	1		10/28/20 17:55	179601-23-1	
n-Butylbenzene	**<0.71**	ug/L	2.4	0.71	1		10/28/20 17:55	104-51-8	
n-Hexane	**<1.7**	ug/L	5.7	1.7	1		10/28/20 17:55	110-54-3	
n-Propylbenzene	**<0.81**	ug/L	5.0	0.81	1		10/28/20 17:55	103-65-1	
o-Xylene	**<0.26**	ug/L	1.0	0.26	1		10/28/20 17:55	95-47-6	
p-Isopropyltoluene	**<0.80**	ug/L	2.7	0.80	1		10/28/20 17:55	99-87-6	
sec-Butylbenzene	**<0.85**	ug/L	5.0	0.85	1		10/28/20 17:55	135-98-8	
tert-Butylbenzene	**<0.30**	ug/L	1.0	0.30	1		10/28/20 17:55	98-06-6	
trans-1,2-Dichloroethene	**0.75J**	ug/L	1.5	0.46	1		10/28/20 17:55	156-60-5	
trans-1,3-Dichloropropene	**<4.4**	ug/L	14.6	4.4	1		10/28/20 17:55	10061-02-6	
Surrogates									
4-Bromofluorobenzene (S)	96	%	70-130		1		10/28/20 17:55	460-00-4	
Dibromofluoromethane (S)	102	%	70-130		1		10/28/20 17:55	1868-53-7	
Toluene-d8 (S)	98	%	70-130		1		10/28/20 17:55	2037-26-5	

REPORT OF LABORATORY ANALYSIS

This report shall not be reproduced, except in full,
without the written consent of Pace Analytical Services, LLC.

Pace Analytical Services, LLC
1241 Bellevue Street - Suite 9
Green Bay, WI 54302
(920)469-2436

ANALYTICAL RESULTS

Project: A204304 MADISON KIPP CORP.
Pace Project No.: 40216919

Sample: DUP-04 **Lab ID: 40216919007** Collected: 10/20/20 00:00 Received: 10/21/20 10:25 Matrix: Water

Parameters	Results	Units	LOQ	LOD	DF	Prepared	Analyzed	CAS No.	Qual
8260 MSV	Analytical Method: EPA 8260 Pace Analytical Services - Green Bay								
1,1,1,2-Tetrachloroethane	**<0.27**	ug/L	1.0	0.27	1		10/28/20 18:17	630-20-6	
1,1,1-Trichloroethane	**<0.24**	ug/L	1.0	0.24	1		10/28/20 18:17	71-55-6	
1,1,2,2-Tetrachloroethane	**<0.28**	ug/L	1.0	0.28	1		10/28/20 18:17	79-34-5	
1,1,2-Trichloroethane	**<0.55**	ug/L	5.0	0.55	1		10/28/20 18:17	79-00-5	
1,1,2-Trichlorotrifluoroethane	**<0.54**	ug/L	5.0	0.54	1		10/28/20 18:17	76-13-1	
1,1-Dichloroethane	**<0.27**	ug/L	1.0	0.27	1		10/28/20 18:17	75-34-3	
1,1-Dichloroethene	**<0.24**	ug/L	1.0	0.24	1		10/28/20 18:17	75-35-4	
1,1-Dichloropropene	**<0.54**	ug/L	1.8	0.54	1		10/28/20 18:17	563-58-6	
1,2,3-Trichlorobenzene	**<2.2**	ug/L	7.4	2.2	1		10/28/20 18:17	87-61-6	
1,2,3-Trichloropropane	**<0.59**	ug/L	5.0	0.59	1		10/28/20 18:17	96-18-4	
1,2,4-Trichlorobenzene	**<0.95**	ug/L	5.0	0.95	1		10/28/20 18:17	120-82-1	
1,2,4-Trimethylbenzene	**<0.84**	ug/L	2.8	0.84	1		10/28/20 18:17	95-63-6	
1,2-Dibromo-3-chloropropane	**<1.8**	ug/L	5.9	1.8	1		10/28/20 18:17	96-12-8	
1,2-Dibromoethane (EDB)	**<0.83**	ug/L	2.8	0.83	1		10/28/20 18:17	106-93-4	
1,2-Dichlorobenzene	**<0.71**	ug/L	2.4	0.71	1		10/28/20 18:17	95-50-1	
1,2-Dichloroethane	**<0.28**	ug/L	1.0	0.28	1		10/28/20 18:17	107-06-2	
1,2-Dichloropropane	**<0.28**	ug/L	1.0	0.28	1		10/28/20 18:17	78-87-5	
1,3,5-Trimethylbenzene	**<0.87**	ug/L	2.9	0.87	1		10/28/20 18:17	108-67-8	
1,3-Dichlorobenzene	**<0.63**	ug/L	2.1	0.63	1		10/28/20 18:17	541-73-1	
1,3-Dichloropropane	**<0.83**	ug/L	2.8	0.83	1		10/28/20 18:17	142-28-9	
1,4-Dichlorobenzene	**<0.94**	ug/L	3.1	0.94	1		10/28/20 18:17	106-46-7	
2,2-Dichloropropane	**<2.3**	ug/L	7.6	2.3	1		10/28/20 18:17	594-20-7	
2-Butanone (MEK)	**<2.9**	ug/L	20.0	2.9	1		10/28/20 18:17	78-93-3	
2-Chlorotoluene	**<0.93**	ug/L	5.0	0.93	1		10/28/20 18:17	95-49-8	
2-Hexanone	**<5.2**	ug/L	17.4	5.2	1		10/28/20 18:17	591-78-6	
4-Chlorotoluene	**<0.76**	ug/L	2.5	0.76	1		10/28/20 18:17	106-43-4	
4-Methyl-2-pentanone (MIBK)	**<4.6**	ug/L	15.5	4.6	1		10/28/20 18:17	108-10-1	
Acetone	**<2.7**	ug/L	20.0	2.7	1		10/28/20 18:17	67-64-1	
Benzene	**<0.25**	ug/L	1.0	0.25	1		10/28/20 18:17	71-43-2	
Bromobenzene	**<0.24**	ug/L	1.0	0.24	1		10/28/20 18:17	108-86-1	
Bromochloromethane	**<0.36**	ug/L	5.0	0.36	1		10/28/20 18:17	74-97-5	
Bromodichloromethane	**<0.36**	ug/L	1.2	0.36	1		10/28/20 18:17	75-27-4	
Bromoform	**<4.0**	ug/L	13.2	4.0	1		10/28/20 18:17	75-25-2	
Bromomethane	**<0.97**	ug/L	5.0	0.97	1		10/28/20 18:17	74-83-9	
Carbon disulfide	**<0.45**	ug/L	1.5	0.45	1		10/28/20 18:17	75-15-0	
Carbon tetrachloride	**<1.1**	ug/L	3.6	1.1	1		10/28/20 18:17	56-23-5	
Chlorobenzene	**<0.71**	ug/L	2.4	0.71	1		10/28/20 18:17	108-90-7	
Chloroethane	**<1.3**	ug/L	5.0	1.3	1		10/28/20 18:17	75-00-3	
Chloroform	**<1.3**	ug/L	5.0	1.3	1		10/28/20 18:17	67-66-3	
Chloromethane	**<2.2**	ug/L	7.3	2.2	1		10/28/20 18:17	74-87-3	
Dibromochloromethane	**<2.6**	ug/L	8.7	2.6	1		10/28/20 18:17	124-48-1	
Dibromomethane	**<0.94**	ug/L	3.1	0.94	1		10/28/20 18:17	74-95-3	
Dichlorodifluoromethane	**<0.50**	ug/L	5.0	0.50	1		10/28/20 18:17	75-71-8	
Diisopropyl ether	**<1.9**	ug/L	6.3	1.9	1		10/28/20 18:17	108-20-3	
Ethylbenzene	**<0.32**	ug/L	1.1	0.32	1		10/28/20 18:17	100-41-4	

REPORT OF LABORATORY ANALYSIS

This report shall not be reproduced, except in full,
without the written consent of Pace Analytical Services, LLC.

Pace Analytical Services, LLC
1241 Bellevue Street - Suite 9
Green Bay, WI 54302
(920)469-2436

ANALYTICAL RESULTS

Project: A204304 MADISON KIPP CORP.
Pace Project No.: 40216919

Sample: DUP-04 **Lab ID: 40216919007** Collected: 10/20/20 00:00 Received: 10/21/20 10:25 Matrix: Water

Parameters	Results	Units	LOQ	LOD	DF	Prepared	Analyzed	CAS No.	Qual
8260 MSV	Analytical Method: EPA 8260 Pace Analytical Services - Green Bay								
Hexachloro-1,3-butadiene	**<1.5**	ug/L	4.9	1.5	1		10/28/20 18:17	87-68-3	
Isopropylbenzene (Cumene)	**<1.7**	ug/L	5.6	1.7	1		10/28/20 18:17	98-82-8	
Methyl-tert-butyl ether	**<1.2**	ug/L	4.2	1.2	1		10/28/20 18:17	1634-04-4	
Methylene Chloride	**<0.58**	ug/L	5.0	0.58	1		10/28/20 18:17	75-09-2	
Naphthalene	**<1.2**	ug/L	5.0	1.2	1		10/28/20 18:17	91-20-3	
Styrene	**<3.0**	ug/L	10.0	3.0	1		10/28/20 18:17	100-42-5	
Tetrachloroethene	**7.9**	ug/L	1.1	0.33	1		10/28/20 18:17	127-18-4	
Tetrahydrofuran	**<2.3**	ug/L	20.0	2.3	1		10/28/20 18:17	109-99-9	
Toluene	**<0.27**	ug/L	1.0	0.27	1		10/28/20 18:17	108-88-3	
Trichloroethene	**4.7**	ug/L	1.0	0.26	1		10/28/20 18:17	79-01-6	
Trichlorofluoromethane	**<0.21**	ug/L	1.0	0.21	1		10/28/20 18:17	75-69-4	
Vinyl chloride	**<0.17**	ug/L	1.0	0.17	1		10/28/20 18:17	75-01-4	
Xylene (Total)	**<1.5**	ug/L	3.0	1.5	1		10/28/20 18:17	1330-20-7	
cis-1,2-Dichloroethene	**8.3**	ug/L	1.0	0.27	1		10/28/20 18:17	156-59-2	
cis-1,3-Dichloropropene	**<3.6**	ug/L	12.1	3.6	1		10/28/20 18:17	10061-01-5	
m&p-Xylene	**<0.47**	ug/L	2.0	0.47	1		10/28/20 18:17	179601-23-1	
n-Butylbenzene	**<0.71**	ug/L	2.4	0.71	1		10/28/20 18:17	104-51-8	
n-Hexane	**<1.7**	ug/L	5.7	1.7	1		10/28/20 18:17	110-54-3	
n-Propylbenzene	**<0.81**	ug/L	5.0	0.81	1		10/28/20 18:17	103-65-1	
o-Xylene	**<0.26**	ug/L	1.0	0.26	1		10/28/20 18:17	95-47-6	
p-Isopropyltoluene	**<0.80**	ug/L	2.7	0.80	1		10/28/20 18:17	99-87-6	
sec-Butylbenzene	**<0.85**	ug/L	5.0	0.85	1		10/28/20 18:17	135-98-8	
tert-Butylbenzene	**<0.30**	ug/L	1.0	0.30	1		10/28/20 18:17	98-06-6	
trans-1,2-Dichloroethene	**<0.46**	ug/L	1.5	0.46	1		10/28/20 18:17	156-60-5	
trans-1,3-Dichloropropene	**<4.4**	ug/L	14.6	4.4	1		10/28/20 18:17	10061-02-6	
Surrogates									
4-Bromofluorobenzene (S)	98	%	70-130		1		10/28/20 18:17	460-00-4	
Dibromofluoromethane (S)	102	%	70-130		1		10/28/20 18:17	1868-53-7	
Toluene-d8 (S)	98	%	70-130		1		10/28/20 18:17	2037-26-5	

REPORT OF LABORATORY ANALYSIS

This report shall not be reproduced, except in full,
without the written consent of Pace Analytical Services, LLC.

Pace Analytical Services, LLC
1241 Bellevue Street - Suite 9
Green Bay, WI 54302
(920)469-2436

ANALYTICAL RESULTS

Project: A204304 MADISON KIPP CORP.
Pace Project No.: 40216919

Sample: TRIP BLANK-03 **Lab ID: 40216919008** Collected: 10/20/20 00:00 Received: 10/21/20 10:25 Matrix: Water

Parameters	Results	Units	LOQ	LOD	DF	Prepared	Analyzed	CAS No.	Qual
8260 MSV	Analytical Method: EPA 8260 Pace Analytical Services - Green Bay								
1,1,1,2-Tetrachloroethane	**<0.27**	ug/L	1.0	0.27	1		10/28/20 11:33	630-20-6	
1,1,1-Trichloroethane	**<0.24**	ug/L	1.0	0.24	1		10/28/20 11:33	71-55-6	
1,1,2,2-Tetrachloroethane	**<0.28**	ug/L	1.0	0.28	1		10/28/20 11:33	79-34-5	
1,1,2-Trichloroethane	**<0.55**	ug/L	5.0	0.55	1		10/28/20 11:33	79-00-5	
1,1,2-Trichlorotrifluoroethane	**<0.54**	ug/L	5.0	0.54	1		10/28/20 11:33	76-13-1	
1,1-Dichloroethane	**<0.27**	ug/L	1.0	0.27	1		10/28/20 11:33	75-34-3	
1,1-Dichloroethene	**<0.24**	ug/L	1.0	0.24	1		10/28/20 11:33	75-35-4	
1,1-Dichloropropene	**<0.54**	ug/L	1.8	0.54	1		10/28/20 11:33	563-58-6	
1,2,3-Trichlorobenzene	**<2.2**	ug/L	7.4	2.2	1		10/28/20 11:33	87-61-6	
1,2,3-Trichloropropane	**<0.59**	ug/L	5.0	0.59	1		10/28/20 11:33	96-18-4	
1,2,4-Trichlorobenzene	**<0.95**	ug/L	5.0	0.95	1		10/28/20 11:33	120-82-1	
1,2,4-Trimethylbenzene	**<0.84**	ug/L	2.8	0.84	1		10/28/20 11:33	95-63-6	
1,2-Dibromo-3-chloropropane	**<1.8**	ug/L	5.9	1.8	1		10/28/20 11:33	96-12-8	
1,2-Dibromoethane (EDB)	**<0.83**	ug/L	2.8	0.83	1		10/28/20 11:33	106-93-4	
1,2-Dichlorobenzene	**<0.71**	ug/L	2.4	0.71	1		10/28/20 11:33	95-50-1	
1,2-Dichloroethane	**<0.28**	ug/L	1.0	0.28	1		10/28/20 11:33	107-06-2	
1,2-Dichloropropane	**<0.28**	ug/L	1.0	0.28	1		10/28/20 11:33	78-87-5	
1,3,5-Trimethylbenzene	**<0.87**	ug/L	2.9	0.87	1		10/28/20 11:33	108-67-8	
1,3-Dichlorobenzene	**<0.63**	ug/L	2.1	0.63	1		10/28/20 11:33	541-73-1	
1,3-Dichloropropane	**<0.83**	ug/L	2.8	0.83	1		10/28/20 11:33	142-28-9	
1,4-Dichlorobenzene	**<0.94**	ug/L	3.1	0.94	1		10/28/20 11:33	106-46-7	
2,2-Dichloropropane	**<2.3**	ug/L	7.6	2.3	1		10/28/20 11:33	594-20-7	
2-Butanone (MEK)	**<2.9**	ug/L	20.0	2.9	1		10/28/20 11:33	78-93-3	
2-Chlorotoluene	**<0.93**	ug/L	5.0	0.93	1		10/28/20 11:33	95-49-8	
2-Hexanone	**<5.2**	ug/L	17.4	5.2	1		10/28/20 11:33	591-78-6	
4-Chlorotoluene	**<0.76**	ug/L	2.5	0.76	1		10/28/20 11:33	106-43-4	
4-Methyl-2-pentanone (MIBK)	**<4.6**	ug/L	15.5	4.6	1		10/28/20 11:33	108-10-1	
Acetone	**<2.7**	ug/L	20.0	2.7	1		10/28/20 11:33	67-64-1	
Benzene	**<0.25**	ug/L	1.0	0.25	1		10/28/20 11:33	71-43-2	
Bromobenzene	**<0.24**	ug/L	1.0	0.24	1		10/28/20 11:33	108-86-1	
Bromochloromethane	**<0.36**	ug/L	5.0	0.36	1		10/28/20 11:33	74-97-5	
Bromodichloromethane	**<0.36**	ug/L	1.2	0.36	1		10/28/20 11:33	75-27-4	
Bromoform	**<4.0**	ug/L	13.2	4.0	1		10/28/20 11:33	75-25-2	
Bromomethane	**<0.97**	ug/L	5.0	0.97	1		10/28/20 11:33	74-83-9	
Carbon disulfide	**<0.45**	ug/L	1.5	0.45	1		10/28/20 11:33	75-15-0	
Carbon tetrachloride	**<1.1**	ug/L	3.6	1.1	1		10/28/20 11:33	56-23-5	
Chlorobenzene	**<0.71**	ug/L	2.4	0.71	1		10/28/20 11:33	108-90-7	
Chloroethane	**<1.3**	ug/L	5.0	1.3	1		10/28/20 11:33	75-00-3	
Chloroform	**<1.3**	ug/L	5.0	1.3	1		10/28/20 11:33	67-66-3	
Chloromethane	**<2.2**	ug/L	7.3	2.2	1		10/28/20 11:33	74-87-3	
Dibromochloromethane	**<2.6**	ug/L	8.7	2.6	1		10/28/20 11:33	124-48-1	
Dibromomethane	**<0.94**	ug/L	3.1	0.94	1		10/28/20 11:33	74-95-3	
Dichlorodifluoromethane	**<0.50**	ug/L	5.0	0.50	1		10/28/20 11:33	75-71-8	
Diisopropyl ether	**<1.9**	ug/L	6.3	1.9	1		10/28/20 11:33	108-20-3	
Ethylbenzene	**<0.32**	ug/L	1.1	0.32	1		10/28/20 11:33	100-41-4	

REPORT OF LABORATORY ANALYSIS

This report shall not be reproduced, except in full,
without the written consent of Pace Analytical Services, LLC.

Pace Analytical Services, LLC
1241 Bellevue Street - Suite 9
Green Bay, WI 54302
(920)469-2436

ANALYTICAL RESULTS

Project: A204304 MADISON KIPP CORP.
Pace Project No.: 40216919

Sample: TRIP BLANK-03 **Lab ID: 40216919008** Collected: 10/20/20 00:00 Received: 10/21/20 10:25 Matrix: Water

Parameters	Results	Units	LOQ	LOD	DF	Prepared	Analyzed	CAS No.	Qual
8260 MSV	Analytical Method: EPA 8260 Pace Analytical Services - Green Bay								
Hexachloro-1,3-butadiene	**<1.5**	ug/L	4.9	1.5	1		10/28/20 11:33	87-68-3	
Isopropylbenzene (Cumene)	**<1.7**	ug/L	5.6	1.7	1		10/28/20 11:33	98-82-8	
Methyl-tert-butyl ether	**<1.2**	ug/L	4.2	1.2	1		10/28/20 11:33	1634-04-4	
Methylene Chloride	**<0.58**	ug/L	5.0	0.58	1		10/28/20 11:33	75-09-2	
Naphthalene	**<1.2**	ug/L	5.0	1.2	1		10/28/20 11:33	91-20-3	
Styrene	**<3.0**	ug/L	10.0	3.0	1		10/28/20 11:33	100-42-5	
Tetrachloroethene	**<0.33**	ug/L	1.1	0.33	1		10/28/20 11:33	127-18-4	
Tetrahydrofuran	**<2.3**	ug/L	20.0	2.3	1		10/28/20 11:33	109-99-9	
Toluene	**<0.27**	ug/L	1.0	0.27	1		10/28/20 11:33	108-88-3	
Trichloroethene	**<0.26**	ug/L	1.0	0.26	1		10/28/20 11:33	79-01-6	
Trichlorofluoromethane	**<0.21**	ug/L	1.0	0.21	1		10/28/20 11:33	75-69-4	
Vinyl chloride	**<0.17**	ug/L	1.0	0.17	1		10/28/20 11:33	75-01-4	
Xylene (Total)	**<1.5**	ug/L	3.0	1.5	1		10/28/20 11:33	1330-20-7	
cis-1,2-Dichloroethene	**<0.27**	ug/L	1.0	0.27	1		10/28/20 11:33	156-59-2	
cis-1,3-Dichloropropene	**<3.6**	ug/L	12.1	3.6	1		10/28/20 11:33	10061-01-5	
m&p-Xylene	**<0.47**	ug/L	2.0	0.47	1		10/28/20 11:33	179601-23-1	
n-Butylbenzene	**<0.71**	ug/L	2.4	0.71	1		10/28/20 11:33	104-51-8	
n-Hexane	**<1.7**	ug/L	5.7	1.7	1		10/28/20 11:33	110-54-3	
n-Propylbenzene	**<0.81**	ug/L	5.0	0.81	1		10/28/20 11:33	103-65-1	
o-Xylene	**<0.26**	ug/L	1.0	0.26	1		10/28/20 11:33	95-47-6	
p-Isopropyltoluene	**<0.80**	ug/L	2.7	0.80	1		10/28/20 11:33	99-87-6	
sec-Butylbenzene	**<0.85**	ug/L	5.0	0.85	1		10/28/20 11:33	135-98-8	
tert-Butylbenzene	**<0.30**	ug/L	1.0	0.30	1		10/28/20 11:33	98-06-6	
trans-1,2-Dichloroethene	**<0.46**	ug/L	1.5	0.46	1		10/28/20 11:33	156-60-5	
trans-1,3-Dichloropropene	**<4.4**	ug/L	14.6	4.4	1		10/28/20 11:33	10061-02-6	
Surrogates									
4-Bromofluorobenzene (S)	98	%	70-130		1		10/28/20 11:33	460-00-4	
Dibromofluoromethane (S)	103	%	70-130		1		10/28/20 11:33	1868-53-7	
Toluene-d8 (S)	99	%	70-130		1		10/28/20 11:33	2037-26-5	

REPORT OF LABORATORY ANALYSIS

This report shall not be reproduced, except in full,
without the written consent of Pace Analytical Services, LLC.

Pace Analytical Services, LLC
1241 Bellevue Street - Suite 9
Green Bay, WI 54302
(920)469-2436

QUALITY CONTROL DATA

Project: A204304 MADISON KIPP CORP.
Pace Project No.: 40216919

QC Batch: 369014 | Analysis Method: EPA 8260
QC Batch Method: EPA 8260 | Analysis Description: 8260 MSV
Laboratory: Pace Analytical Services - Green Bay
Associated Lab Samples: 40216919001, 40216919002, 40216919003, 40216919005, 40216919006, 40216919007, 40216919008

METHOD BLANK: 2133290 Matrix: Water
Associated Lab Samples: 40216919001, 40216919002, 40216919003, 40216919005, 40216919006, 40216919007, 40216919008

Parameter	Units	Blank Result	Reporting Limit	Analyzed	Qualifiers
1,1,1,2-Tetrachloroethane	ug/L	<0.27	1.0	10/27/20 18:07	
1,1,1-Trichloroethane	ug/L	<0.24	1.0	10/27/20 18:07	
1,1,2,2-Tetrachloroethane	ug/L	<0.28	1.0	10/27/20 18:07	
1,1,2-Trichloroethane	ug/L	<0.55	5.0	10/27/20 18:07	
1,1,2-Trichlorotrifluoroethane	ug/L	<0.54	5.0	10/27/20 18:07	
1,1-Dichloroethane	ug/L	<0.27	1.0	10/27/20 18:07	
1,1-Dichloroethene	ug/L	<0.24	1.0	10/27/20 18:07	
1,1-Dichloropropene	ug/L	<0.54	1.8	10/27/20 18:07	
1,2,3-Trichlorobenzene	ug/L	<2.2	7.4	10/27/20 18:07	
1,2,3-Trichloropropane	ug/L	<0.59	5.0	10/27/20 18:07	
1,2,4-Trichlorobenzene	ug/L	<0.95	5.0	10/27/20 18:07	
1,2,4-Trimethylbenzene	ug/L	<0.84	2.8	10/27/20 18:07	
1,2-Dibromo-3-chloropropane	ug/L	<1.8	5.9	10/27/20 18:07	
1,2-Dibromoethane (EDB)	ug/L	<0.83	2.8	10/27/20 18:07	
1,2-Dichlorobenzene	ug/L	<0.71	2.4	10/27/20 18:07	
1,2-Dichloroethane	ug/L	<0.28	1.0	10/27/20 18:07	
1,2-Dichloropropane	ug/L	<0.28	1.0	10/27/20 18:07	
1,3,5-Trimethylbenzene	ug/L	<0.87	2.9	10/27/20 18:07	
1,3-Dichlorobenzene	ug/L	<0.63	2.1	10/27/20 18:07	
1,3-Dichloropropane	ug/L	<0.83	2.8	10/27/20 18:07	
1,4-Dichlorobenzene	ug/L	<0.94	3.1	10/27/20 18:07	
2,2-Dichloropropane	ug/L	<2.3	7.6	10/27/20 18:07	
2-Butanone (MEK)	ug/L	<2.9	20.0	10/27/20 18:07	
2-Chlorotoluene	ug/L	<0.93	5.0	10/27/20 18:07	
2-Hexanone	ug/L	<5.2	17.4	10/27/20 18:07	
4-Chlorotoluene	ug/L	<0.76	2.5	10/27/20 18:07	
4-Methyl-2-pentanone (MIBK)	ug/L	<4.6	15.5	10/27/20 18:07	
Acetone	ug/L	<2.7	20.0	10/27/20 18:07	
Benzene	ug/L	<0.25	1.0	10/27/20 18:07	
Bromobenzene	ug/L	<0.24	1.0	10/27/20 18:07	
Bromochloromethane	ug/L	<0.36	5.0	10/27/20 18:07	
Bromodichloromethane	ug/L	<0.36	1.2	10/27/20 18:07	
Bromoform	ug/L	<4.0	13.2	10/27/20 18:07	
Bromomethane	ug/L	<0.97	5.0	10/27/20 18:07	
Carbon disulfide	ug/L	<0.45	1.5	10/27/20 18:07	
Carbon tetrachloride	ug/L	<1.1	3.6	10/27/20 18:07	
Chlorobenzene	ug/L	<0.71	2.4	10/27/20 18:07	
Chloroethane	ug/L	<1.3	5.0	10/27/20 18:07	
Chloroform	ug/L	<1.3	5.0	10/27/20 18:07	
Chloromethane	ug/L	<2.2	7.3	10/27/20 18:07	

Results presented on this page are in the units indicated by the "Units" column except where an alternate unit is presented to the right of the result.

REPORT OF LABORATORY ANALYSIS

This report shall not be reproduced, except in full,
without the written consent of Pace Analytical Services, LLC.

Pace Analytical Services, LLC
1241 Bellevue Street - Suite 9
Green Bay, WI 54302
(920)469-2436

QUALITY CONTROL DATA

Project: A204304 MADISON KIPP CORP.
Pace Project No.: 40216919

METHOD BLANK: 2133290 Matrix: Water
Associated Lab Samples: 40216919001, 40216919002, 40216919003, 40216919005, 40216919006, 40216919007, 40216919008

Parameter	Units	Blank Result	Reporting Limit	Analyzed	Qualifiers
cis-1,2-Dichloroethene	ug/L	<0.27	1.0	10/27/20 18:07	
cis-1,3-Dichloropropene	ug/L	<3.6	12.1	10/27/20 18:07	
Dibromochloromethane	ug/L	<2.6	8.7	10/27/20 18:07	
Dibromomethane	ug/L	<0.94	3.1	10/27/20 18:07	
Dichlorodifluoromethane	ug/L	<0.50	5.0	10/27/20 18:07	
Diisopropyl ether	ug/L	<1.9	6.3	10/27/20 18:07	
Ethylbenzene	ug/L	<0.32	1.1	10/27/20 18:07	
Hexachloro-1,3-butadiene	ug/L	<1.5	4.9	10/27/20 18:07	
Isopropylbenzene (Cumene)	ug/L	<1.7	5.6	10/27/20 18:07	
m&p-Xylene	ug/L	<0.47	2.0	10/27/20 18:07	
Methyl-tert-butyl ether	ug/L	<1.2	4.2	10/27/20 18:07	
Methylene Chloride	ug/L	<0.58	5.0	10/27/20 18:07	
n-Butylbenzene	ug/L	<0.71	2.4	10/27/20 18:07	
n-Hexane	ug/L	<1.7	5.7	10/27/20 18:07	
n-Propylbenzene	ug/L	<0.81	5.0	10/27/20 18:07	
Naphthalene	ug/L	<1.2	5.0	10/27/20 18:07	
o-Xylene	ug/L	<0.26	1.0	10/27/20 18:07	
p-Isopropyltoluene	ug/L	<0.80	2.7	10/27/20 18:07	
sec-Butylbenzene	ug/L	<0.85	5.0	10/27/20 18:07	
Styrene	ug/L	<3.0	10.0	10/27/20 18:07	
tert-Butylbenzene	ug/L	<0.30	1.0	10/27/20 18:07	
Tetrachloroethene	ug/L	<0.33	1.1	10/27/20 18:07	
Tetrahydrofuran	ug/L	<2.3	20.0	10/27/20 18:07	
Toluene	ug/L	<0.27	1.0	10/27/20 18:07	
trans-1,2-Dichloroethene	ug/L	<0.46	1.5	10/27/20 18:07	
trans-1,3-Dichloropropene	ug/L	<4.4	14.6	10/27/20 18:07	
Trichloroethene	ug/L	<0.26	1.0	10/27/20 18:07	
Trichlorofluoromethane	ug/L	<0.21	1.0	10/27/20 18:07	
Vinyl chloride	ug/L	<0.17	1.0	10/27/20 18:07	
Xylene (Total)	ug/L	<1.5	3.0	10/27/20 18:07	
4-Bromofluorobenzene (S)	%	97	70-130	10/27/20 18:07	
Dibromofluoromethane (S)	%	103	70-130	10/27/20 18:07	
Toluene-d8 (S)	%	100	70-130	10/27/20 18:07	

LABORATORY CONTROL SAMPLE: 2133291

Parameter	Units	Spike Conc.	LCS Result	LCS % Rec	% Rec Limits	Qualifiers
1,1,1-Trichloroethane	ug/L	50	51.3	103	70-130	
1,1,2,2-Tetrachloroethane	ug/L	50	48.3	97	64-131	
1,1,2-Trichloroethane	ug/L	50	49.3	99	70-130	
1,1,2-Trichlorotrifluoroethane	ug/L	50	48.0	96	50-150	
1,1-Dichloroethane	ug/L	50	48.0	96	69-163	
1,1-Dichloroethene	ug/L	50	45.1	90	77-123	
1,2,4-Trichlorobenzene	ug/L	50	43.5	87	68-130	

Results presented on this page are in the units indicated by the "Units" column except where an alternate unit is presented to the right of the result.

REPORT OF LABORATORY ANALYSIS

This report shall not be reproduced, except in full,
without the written consent of Pace Analytical Services, LLC.

Pace Analytical Services, LLC
1241 Bellevue Street - Suite 9
Green Bay, WI 54302
(920)469-2436

QUALITY CONTROL DATA

Project: A204304 MADISON KIPP CORP.
Pace Project No.: 40216919

LABORATORY CONTROL SAMPLE: 2133291

Parameter	Units	Spike Conc.	LCS Result	LCS % Rec	% Rec Limits	Qualifiers
1,2-Dibromo-3-chloropropane	ug/L	50	45.3	91	63-130	
1,2-Dibromoethane (EDB)	ug/L	50	49.7	99	70-130	
1,2-Dichlorobenzene	ug/L	50	48.5	97	70-130	
1,2-Dichloroethane	ug/L	50	51.5	103	78-142	
1,2-Dichloropropane	ug/L	50	48.9	98	86-134	
1,3-Dichlorobenzene	ug/L	50	48.0	96	70-130	
1,4-Dichlorobenzene	ug/L	50	47.8	96	70-130	
Benzene	ug/L	50	46.9	94	70-130	
Bromodichloromethane	ug/L	50	52.9	106	70-130	
Bromoform	ug/L	50	53.3	107	70-130	
Bromomethane	ug/L	50	28.0	56	39-129	
Carbon disulfide	ug/L	50	42.5	85	67-138	
Carbon tetrachloride	ug/L	50	55.0	110	70-132	
Chlorobenzene	ug/L	50	50.2	100	70-130	
Chloroethane	ug/L	50	37.5	75	66-140	
Chloroform	ug/L	50	50.4	101	75-132	
Chloromethane	ug/L	50	25.5	51	32-143	
cis-1,2-Dichloroethene	ug/L	50	45.9	92	70-130	
cis-1,3-Dichloropropene	ug/L	50	42.2	84	70-130	
Dibromochloromethane	ug/L	50	52.8	106	70-130	
Dichlorodifluoromethane	ug/L	50	25.7	51	10-141	
Ethylbenzene	ug/L	50	51.6	103	80-120	
Isopropylbenzene (Cumene)	ug/L	50	53.2	106	70-130	
m&p-Xylene	ug/L	100	102	102	70-130	
Methyl-tert-butyl ether	ug/L	50	44.6	89	61-129	
Methylene Chloride	ug/L	50	45.6	91	70-130	
o-Xylene	ug/L	50	51.9	104	70-130	
Styrene	ug/L	50	52.4	105	70-130	
Tetrachloroethene	ug/L	50	50.3	101	70-130	
Toluene	ug/L	50	48.6	97	80-120	
trans-1,2-Dichloroethene	ug/L	50	47.7	95	70-130	
trans-1,3-Dichloropropene	ug/L	50	41.1	82	69-130	
Trichloroethene	ug/L	50	52.8	106	70-130	
Trichlorofluoromethane	ug/L	50	48.2	96	75-145	
Vinyl chloride	ug/L	50	32.3	65	51-140	
Xylene (Total)	ug/L	150	154	103	70-130	
4-Bromofluorobenzene (S)	%			104	70-130	
Dibromofluoromethane (S)	%			102	70-130	
Toluene-d8 (S)	%			99	70-130	

MATRIX SPIKE & MATRIX SPIKE DUPLICATE: 2135758 2135759

Parameter	Units	40216815009 Result	MS Spike Conc.	MSD Spike Conc.	MS Result	MSD Result	MS % Rec	MSD % Rec	% Rec Limits	RPD	Max RPD	Qual
1,1,1-Trichloroethane	ug/L	<1.0	50	50	53.6	53.4	107	107	70-130	0	20	

Results presented on this page are in the units indicated by the "Units" column except where an alternate unit is presented to the right of the result.

REPORT OF LABORATORY ANALYSIS

This report shall not be reproduced, except in full,
without the written consent of Pace Analytical Services, LLC.

Pace Analytical Services, LLC
1241 Bellevue Street - Suite 9
Green Bay, WI 54302
(920)469-2436

QUALITY CONTROL DATA

Project: A204304 MADISON KIPP CORP.
Pace Project No.: 40216919

MATRIX SPIKE & MATRIX SPIKE DUPLICATE: 2135758 2135759

Parameter	Units	40216815009 Result	MS Spike Conc.	MSD Spike Conc.	MS Result	MSD Result	MS % Rec	MSD % Rec	% Rec Limits	RPD	Max RPD	Qual
1,1,2,2-Tetrachloroethane	ug/L	<1.0	50	50	50.4	50.4	101	101	64-137	0	20	
1,1,2-Trichloroethane	ug/L	<5.0	50	50	51.7	51.2	103	102	70-137	1	20	
1,1,2-Trichlorotrifluoroethane	ug/L	<5.0	50	50	49.4	51.1	99	102	50-150	3	20	
1,1-Dichloroethane	ug/L	<1.0	50	50	49.1	48.4	98	97	69-163	1	20	
1,1-Dichloroethene	ug/L	<1.0	50	50	45.7	46.2	91	92	77-129	1	20	
1,2,4-Trichlorobenzene	ug/L	<5.0	50	50	47.3	47.3	95	95	68-130	0	20	
1,2-Dibromo-3-chloropropane	ug/L	<5.9	50	50	48.7	47.7	97	95	60-130	2	20	
1,2-Dibromoethane (EDB)	ug/L	<2.8	50	50	52.1	51.7	104	103	70-130	1	20	
1,2-Dichlorobenzene	ug/L	<2.4	50	50	50.2	50.5	100	101	70-130	1	20	
1,2-Dichloroethane	ug/L	<1.0	50	50	52.7	52.5	105	105	78-145	0	20	
1,2-Dichloropropane	ug/L	<1.0	50	50	49.4	49.1	99	98	86-135	1	20	
1,3-Dichlorobenzene	ug/L	<2.1	50	50	49.7	50.1	99	100	70-130	1	20	
1,4-Dichlorobenzene	ug/L	<3.1	50	50	50.4	50.5	101	101	70-130	0	20	
Benzene	ug/L	<1.0	50	50	47.7	47.9	95	96	70-136	0	20	
Bromodichloromethane	ug/L	<1.2	50	50	54.1	54.7	108	109	70-130	1	20	
Bromoform	ug/L	<13.2	50	50	56.2	55.5	112	111	69-130	1	20	
Bromomethane	ug/L	<5.0	50	50	38.4	37.7	77	75	39-138	2	20	
Carbon disulfide	ug/L	<1.5	50	50	44.0	44.2	88	88	63-141	1	20	
Carbon tetrachloride	ug/L	<3.6	50	50	57.0	56.9	114	114	70-142	0	20	
Chlorobenzene	ug/L	<2.4	50	50	51.5	51.7	103	103	70-130	0	20	
Chloroethane	ug/L	<5.0	50	50	38.1	37.7	76	75	61-149	1	20	
Chloroform	ug/L	<5.0	50	50	51.1	51.1	102	102	75-133	0	20	
Chloromethane	ug/L	<7.3	50	50	25.0	25.2	50	50	32-143	1	20	
cis-1,2-Dichloroethene	ug/L	<1.0	50	50	47.1	47.3	94	95	70-130	0	20	
cis-1,3-Dichloropropene	ug/L	<12.1	50	50	46.2	46.7	92	93	70-130	1	20	
Dibromochloromethane	ug/L	<8.7	50	50	55.1	55.4	110	111	70-130	1	20	
Dichlorodifluoromethane	ug/L	<5.0	50	50	22.9	22.9	46	46	10-141	0	20	
Ethylbenzene	ug/L	<1.1	50	50	53.0	53.3	106	107	80-120	0	20	
Isopropylbenzene (Cumene)	ug/L	<5.6	50	50	54.7	55.0	109	110	70-130	1	20	
m&p-Xylene	ug/L	<2.0	100	100	106	106	106	106	70-130	0	20	
Methyl-tert-butyl ether	ug/L	<4.2	50	50	47.2	46.6	94	93	61-136	1	20	
Methylene Chloride	ug/L	<5.0	50	50	46.7	46.3	93	93	68-137	1	20	
o-Xylene	ug/L	<1.0	50	50	53.1	52.9	106	106	70-130	0	20	
Styrene	ug/L	<10.0	50	50	53.7	53.6	107	107	70-130	0	20	
Tetrachloroethene	ug/L	<1.1	50	50	52.8	53.8	106	108	70-130	2	20	
Toluene	ug/L	<1.0	50	50	50.4	51.0	101	102	80-120	1	20	
trans-1,2-Dichloroethene	ug/L	<1.5	50	50	49.3	49.9	99	100	70-130	1	20	
trans-1,3-Dichloropropene	ug/L	<14.6	50	50	46.3	46.4	93	93	69-130	0	20	
Trichloroethene	ug/L	<1.0	50	50	53.6	54.0	107	108	70-130	1	20	
Trichlorofluoromethane	ug/L	<1.0	50	50	48.6	49.1	97	98	74-157	1	20	
Vinyl chloride	ug/L	<1.0	50	50	32.5	32.3	65	65	51-140	1	20	
Xylene (Total)	ug/L	<3.0	150	150	159	159	106	106	70-130	0	20	
4-Bromofluorobenzene (S)	%						104	104	70-130			

Results presented on this page are in the units indicated by the "Units" column except where an alternate unit is presented to the right of the result.

REPORT OF LABORATORY ANALYSIS

This report shall not be reproduced, except in full,
without the written consent of Pace Analytical Services, LLC.

Pace Analytical Services, LLC
1241 Bellevue Street - Suite 9
Green Bay, WI 54302
(920)469-2436

QUALITY CONTROL DATA

Project: A204304 MADISON KIPP CORP.
Pace Project No.: 40216919

MATRIX SPIKE & MATRIX SPIKE DUPLICATE: 2135758 2135759

Parameter	Units	40216815009 Result	MS Spike Conc.	MSD Spike Conc.	MS Result	MSD Result	MS % Rec	MSD % Rec	% Rec Limits	RPD	Max RPD	Qual
Dibromofluoromethane (S)	%						102	102	70-130			
Toluene-d8 (S)	%						101	100	70-130			

Results presented on this page are in the units indicated by the "Units" column except where an alternate unit is presented to the right of the result.

REPORT OF LABORATORY ANALYSIS

This report shall not be reproduced, except in full,
without the written consent of Pace Analytical Services, LLC.

Pace Analytical Services, LLC
1241 Bellevue Street - Suite 9
Green Bay, WI 54302
(920)469-2436

QUALITY CONTROL DATA

Project: A204304 MADISON KIPP CORP.
Pace Project No.: 40216919

QC Batch: 369172 | Analysis Method: SM 2540C
QC Batch Method: SM 2540C | Analysis Description: 2540C Total Dissolved Solids
Laboratory: Pace Analytical Services - Green Bay
Associated Lab Samples: 40216919003, 40216919004, 40216919005

METHOD BLANK: 2134081 Matrix: Water
Associated Lab Samples: 40216919003, 40216919004, 40216919005

Parameter	Units	Blank Result	Reporting Limit	Analyzed	Qualifiers
Total Dissolved Solids	mg/L	<8.7	20.0	10/22/20 16:41	

LABORATORY CONTROL SAMPLE: 2134082

Parameter	Units	Spike Conc.	LCS Result	LCS % Rec	% Rec Limits	Qualifiers
Total Dissolved Solids	mg/L	584	588	101	80-120	

SAMPLE DUPLICATE: 2134084

Parameter	Units	40216919003 Result	Dup Result	RPD	Max RPD	Qualifiers
Total Dissolved Solids	mg/L	656	664	1	10	

SAMPLE DUPLICATE: 2134085

Parameter	Units	40216984001 Result	Dup Result	RPD	Max RPD	Qualifiers
Total Dissolved Solids	mg/L	2040	1980	3	10	

Results presented on this page are in the units indicated by the "Units" column except where an alternate unit is presented to the right of the result.

REPORT OF LABORATORY ANALYSIS

This report shall not be reproduced, except in full,
without the written consent of Pace Analytical Services, LLC.

Pace Analytical Services, LLC
1241 Bellevue Street - Suite 9
Green Bay, WI 54302
(920)469-2436

QUALITY CONTROL DATA

Project: A204304 MADISON KIPP CORP.
Pace Project No.: 40216919

QC Batch: 369007 | Analysis Method: SM 2540D
QC Batch Method: SM 2540D | Analysis Description: 2540D Total Suspended Solids
Laboratory: Pace Analytical Services - Green Bay
Associated Lab Samples: 40216919003, 40216919004, 40216919005

METHOD BLANK: 2133263 Matrix: Water
Associated Lab Samples: 40216919003, 40216919004, 40216919005

Parameter	Units	Blank Result	Reporting Limit	Analyzed	Qualifiers
Total Suspended Solids	mg/L	<0.48	1.0	10/22/20 06:48	

LABORATORY CONTROL SAMPLE: 2133264

Parameter	Units	Spike Conc.	LCS Result	LCS % Rec	% Rec Limits	Qualifiers
Total Suspended Solids	mg/L	100	100	100	80-120	

SAMPLE DUPLICATE: 2133265

Parameter	Units	40216940001 Result	Dup Result	RPD	Max RPD	Qualifiers
Total Suspended Solids	mg/L	740	720	3	10	

SAMPLE DUPLICATE: 2133266

Parameter	Units	40216940002 Result	Dup Result	RPD	Max RPD	Qualifiers
Total Suspended Solids	mg/L	1320	1400	6	10	

Results presented on this page are in the units indicated by the "Units" column except where an alternate unit is presented to the right of the result.

REPORT OF LABORATORY ANALYSIS

This report shall not be reproduced, except in full,
without the written consent of Pace Analytical Services, LLC.

Pace Analytical Services, LLC
1241 Bellevue Street - Suite 9
Green Bay, WI 54302
(920)469-2436

QUALIFIERS

Project: A204304 MADISON KIPP CORP.
Pace Project No.: 40216919

DEFINITIONS

DF - Dilution Factor, if reported, represents the factor applied to the reported data due to dilution of the sample aliquot.

ND - Not Detected at or above LOD.

J - Estimated concentration at or above the LOD and below the LOQ.

LOD - Limit of Detection adjusted for dilution factor, percent moisture, initial weight and final volume.

LOQ - Limit of Quantitation adjusted for dilution factor, percent moisture, initial weight and final volume.

S - Surrogate

1,2-Diphenylhydrazine decomposes to and cannot be separated from Azobenzene using Method 8270. The result for each analyte is a combined concentration.

Consistent with EPA guidelines, unrounded data are displayed and have been used to calculate % recovery and RPD values.

LCS(D) - Laboratory Control Sample (Duplicate)

MS(D) - Matrix Spike (Duplicate)

DUP - Sample Duplicate

RPD - Relative Percent Difference

NC - Not Calculable.

SG - Silica Gel - Clean-Up

U - Indicates the compound was analyzed for, but not detected at or above the adjusted LOD.

N-Nitrosodiphenylamine decomposes and cannot be separated from Diphenylamine using Method 8270. The result reported for each analyte is a combined concentration.

Pace Analytical is TNI accredited. Contact your Pace PM for the current list of accredited analytes.

TNI - The NELAC Institute.

This report shall not be reproduced, except in full,
without the written consent of Pace Analytical Services, LLC.

Pace Analytical Services, LLC
1241 Bellevue Street - Suite 9
Green Bay, WI 54302
(920)469-2436

QUALITY CONTROL DATA CROSS REFERENCE TABLE

Project: A204304 MADISON KIPP CORP.
Pace Project No.: 40216919

Lab ID	Sample ID	QC Batch Method	QC Batch	Analytical Method	Analytical Batch
40216919001	**MW-1**	EPA 8260	369014		
40216919002	**MW-2D**	EPA 8260	369014		
40216919003	**MW-3D**	EPA 8260	369014		
40216919005	**MW-28**	EPA 8260	369014		
40216919006	**DUP-03**	EPA 8260	369014		
40216919007	**DUP-04**	EPA 8260	369014		
40216919008	**TRIP BLANK-03**	EPA 8260	369014		
40216919003	**MW-3D**	SM 2540C	369172		
40216919004	**MW-24**	SM 2540C	369172		
40216919005	**MW-28**	SM 2540C	369172		
40216919003	**MW-3D**	SM 2540D	369007		
40216919004	**MW-24**	SM 2540D	369007		
40216919005	**MW-28**	SM 2540D	369007		

This report shall not be reproduced, except in full,
without the written consent of Pace Analytical Services, LLC.

Pace Analytical®
ENVIRONMENTAL SCIENCES
MOBILE LAB SERVICES

SUBCONTRACT ORDER

Pace Analytical - Madison

A204304

4021699

SENDING LABORATORY:

Pace Analytical - Madison
2525 Advance Road
Madison, WI 53718
Phone: 608.221.8700
Fax: 608,221,4889
Project Manager: Jessica Esser

RECEIVING LABORATORY:

Pace Analytical
1241 Bellevue Street, Suite 9
Green Bay, WI 54302
Phone :(920) 469-2436
Fax: (920) 469-8827

Turn around Time: X Normal
_____ Rush

Project Name: Madison Kipp Corporation - Madison, WI

Analysis	Due	Expires	Laboratory ID	Comments
001 **MW-1**	**Lab ID: A204304-01**	**Water**	**Sampled: 10/20/2020 09:34**	
8260 WI Full List	11/03/2020 00:00	11/03/2020 09:34		Report to MDL-Report total xylenes, B Flagging turned off
Containers Supplied:				
07_40mL Clear Vial (pre-] 07_40mL Clear Vial (pre-] 07_40mL Clear Vial (pre-]				
002 **MW-2D**	**Lab ID: A204304-02**	**Water**	**Sampled: 10/20/2020 11:31**	
8260 WI Full List	11/03/2020 00:00	11/03/2020 11:31		Report to MDL-Report total xylenes, B Flagging turned off
Containers Supplied:				
07_40mL Clear Vial (pre-] 07_40mL Clear Vial (pre-] 07_40mL Clear Vial (pre-]				
003 **MW-3D**	**Lab ID: A204304-03**	**Water**	**Sampled: 10/19/2020 14:36**	
Subcontracted Analysis - Pace	11/03/2020 00:00	11/02/2020 14:36		Dissolved Solids, Total
8260 WI Full List	11/03/2020 00:00	11/02/2020 14:36		Report to MDL-Report total xylenes, B Flagging turned off
2540D - Suspended Solids	11/03/2020 00:00	10/26/2020 14:36		
Containers Supplied:				
14_1000mL Plastic Cool t 14_250mL Plastic Cool to 07_40mL Clear Vial Cool 07_40mL Clear Vial Cool 07_40mL Clear Vial Cool				
004 **MW-24**	**Lab ID: A204304-04**	**Water**	**Sampled: 10/19/2020 13:06**	
Subcontracted Analysis - Pace	11/03/2020 00:00	11/02/2020 13:06		Dissolved Solids, Total
2540D - Suspended Solids	11/03/2020 00:00	10/26/2020 13:06		
Containers Supplied:				
14_1000mL Plastic Cool t 14_250mL Plastic Cool to				

Released By	Date	Received By	Date
Molly	10/20/20		
C. Sloyistics	10/21/20 1025		
Released By	Date	Received By	Date
		Pace	10/21/20 1025

Pace Analytical®
ENVIRONMENTAL SCIENCES
MOBILE LAB SERVICES

SUBCONTRACT ORDER

Pace Analytical - Madison

A204304

40216 9/9

Analysis	Due	Expires	Laboratory ID	Comments
005 **MW-28** **Lab ID: A204304-05** **Water** **Sampled: 10/19/2020 16:08**				
Subcontracted Analysis - Pace	11/03/2020 00:00	11/02/2020 16:08		Dissolved Solids, Total
8260 WI Full List	11/03/2020 00:00	11/02/2020 16:08		Report to MDL-Report total xylenes, B Flagging turned off
2540D - Suspended Solids	11/03/2020 00:00	10/26/2020 16:08		
Containers Supplied:				
14_1000mL Plastic Cool t 14_250mL Plastic Cool to 07_40mL Clear Vial Cool 07_40mL Clear Vial Cool 07_40mL Clear Vial Cool				
006 **DUP-03** **Lab ID: A204304-06** **Water** **Sampled: 10/19/2020 00:00**				
8260 WI Full List	11/03/2020 00:00	11/02/2020 00:00		Report to MDL-Report total xylenes, B Flagging turned off
Containers Supplied:				
07_40mL Clear Vial (pre-] 07_40mL Clear Vial (pre-] 07_40mL Clear Vial (pre-]				
007 **DUP-04** **Lab ID: A204304-07** **Water** **Sampled: 10/20/2020 00:00**				
8260 WI Full List	11/03/2020 00:00	11/03/2020 00:00		Report to MDL-Report total xylenes, B Flagging turned off
Containers Supplied:				
07_40mL Clear Vial (pre-] 07_40mL Clear Vial (pre-] 07_40mL Clear Vial (pre-]				
008 **Trip Blank-03** **Lab ID: A204304-08** **Water** **Sampled: 10/20/2020 00:00**				
8260 WI Full List	11/03/2020 00:00	11/03/2020 00:00		Report to MDL-Report total xylenes, B Flagging turned off
Containers Supplied:				
07_40mL Clear Vial (pre-]				

Released By	Date	Received By	Date
	10/20/20		
C.S Logistics	10/21/20 1025		10/21/20 1025
Released By	Date	Received By	Date

Sample Preservation Receipt Form

Client Name: Pace Madison

Project # 40216919

Pace Analytical Services, LLC
1241 Bellevue Street, Suite 9
Green Bay, WI 54302

All containers needing preservation have been checked and noted below: □Yes □No ~~□N/A~~

Lab Lot# of pH paper:

Lab Std #ID of preservation (if pH adjusted):

Initial when completed:

Date/ Time:

Pace Lab #	Glass								Plastic					Vials						Jars				General			VOA Vials (>6mm) *	H2SO4 pH ≤2	NaOH+Zn Act pH ≥9	NaOH pH ≥12	HNO3 pH ≤2	pH after adjusted	Volume (mL)
	AG1U	BG1U	AG1H	AG4S	AG4U	AG5U	AG2S	BG3U	BP1U	BP3U	BP3B	BP3N	BP3S	VG9A	DG9T	VG9U	VG9H	VG9M	VG9D	JGFU	JG9U	WGFU	WPFU	SP5T	ZPLC	GN							
001																	3																2.5 / 5 / 10
002																	3																2.5 / 5 / 10
003									1	1							3																2.5 / 5 / 10
004									1	1																							2.5 / 5 / 10
005									1	1							3																2.5 / 5 / 10
006																	3																2.5 / 5 / 10
007																	3																2.5 / 5 / 10
008																	1																2.5 / 5 / 10
009																																	2.5 / 5 / 10
010																																	2.5 / 5 / 10
011																																	2.5 / 5 / 10
012																																	2.5 / 5 / 10
013																																	2.5 / 5 / 10
014																																	2.5 / 5 / 10
015																																	2.5 / 5 / 10
016																													10/21/20				2.5 / 5 / 10
017																																	2.5 / 5 / 10
018																																	2.5 / 5 / 10
019																																	2.5 / 5 / 10
020																																	2.5 / 5 / 10

Exceptions to preservation check: VOA, Coliform, TOC, TOX, TOH, O&G, WI DRO, Phenolics, Other:_____ Headspace in VOA Vials (>6mm) : □Yes ~~□No~~ □N/A ***If yes look in headspace column**

AG1U	1 liter amber glass
BG1U	1 liter clear glass
AG1H	1 liter amber glass HCL
AG4S	125 mL amber glass H2SO4
AG4U	120 mL amber glass unpres
AG5U	100 mL amber glass unpres
AG2S	500 mL amber glass H2SO4
BG3U	250 mL clear glass unpres

BP1U	1 liter plastic unpres
BP3U	250 mL plastic unpres
BP3B	250 mL plastic NaOH
BP3N	250 mL plastic HNO3
BP3S	250 mL plastic H2SO4

VG9A	40 mL clear ascorbic
DG9T	40 mL amber Na Thio
VG9U	40 mL clear vial unpres
VG9H	40 mL clear vial HCL
VG9M	40 mL clear vial MeOH
VG9D	40 mL clear vial DI

JGFU	4 oz amber jar unpres
JG9U	9 oz amber jar unpres
WGFU	4 oz clear jar unpres
WPFU	4 oz plastic jar unpres
SP5T	120 mL plastic Na Thiosulfate
ZPLC	ziploc bag
GN	

Page 53 of 54 A204304 FINAL 10 31 2020 1042

Pace Analytical® 1241 Bellevue Street, Green Bay, WI 54302	Document Name: **Sample Condition Upon Receipt (SCUR)**	Document Revised: 26Mar2020
	Document No.: **ENV-FRM-GBAY-0014-Rev.00**	Author: Pace Green Bay Quality Office

Sample Condition Upon Receipt Form (SCUR)

Project #: WO#: 40216919

40216919

Client Name: Pace Madison

Courier: ☒ CS Logistics ☐ Fed Ex ☐ Speedee ☐ UPS ☐ Waltco ☐ Client ☐ Pace Other:

Tracking #: 1362102020

Custody Seal on Cooler/Box Present: ☐ yes ☒ no Seals intact: ☐ yes ☐ no

Custody Seal on Samples Present: ☐ yes ☒ no Seals intact: ☐ yes ☐ no

Packing Material: ☒ Bubble Wrap ☐ Bubble Bags ☐ None ☐ Other

Thermometer Used SR - NA **Type of Ice:** Wet Blue Dry None ☒ Samples on ice, cooling process has begun

Cooler Temperature Uncorr: ROI /Corr:

Temp Blank Present: ☐ yes ☒ no **Biological Tissue is Frozen:** ☐ yes ☐ no

Temp should be above freezing to 6°C.
Biota Samples may be received at ≤ 0°C if shipped on Dry Ice.

Person examining contents:
Date: 10/21/20 Initials: [illegible]
Labeled By Initials: [illegible]

Chain of Custody Present:	☒ Yes ☐ No ☐ N/A	1.
Chain of Custody Filled Out:	☒ Yes ☐ No ☐ N/A	2.
Chain of Custody Relinquished:	☒ Yes ☐ No ☐ N/A	3.
Sampler Name & Signature on COC:	☐ Yes ☐ No ☒ N/A	4. Subwork 10/21/20 [illegible]
Samples Arrived within Hold Time:	☒ Yes ☐ No	5.
- VOA Samples frozen upon receipt	☐ Yes ☐ No	Date/Time:
Short Hold Time Analysis (<72hr):	☐ Yes ☒ No	6.
Rush Turn Around Time Requested:	☐ Yes ☒ No	7.
Sufficient Volume: For Analysis: ☒ Yes ☐ No MS/MSD:	☐ Yes ☒ No ☐ N/A	8.
Correct Containers Used:	☒ Yes ☐ No	9.
-Pace Containers Used:	☒ Yes ☒ No ☐ N/A	
-Pace IR Containers Used:	☐ Yes ☐ No ☒ N/A	
Containers Intact:	☒ Yes ☐ No	10.
Filtered volume received for Dissolved tests	☐ Yes ☐ No ☒ N/A	11.
Sample Labels match COC: -Includes date/time/ID/Analysis Matrix: W	☒ Yes ☐ No ☐ N/A	12.
Trip Blank Present:	☒ Yes ☐ No ☐ N/A	13.
Trip Blank Custody Seals Present	☐ Yes ☒ No ☐ N/A	
Pace Trip Blank Lot # (if purchased):		

Client Notification/ Resolution: If checked, see attached form for additional comments ☐

Person Contacted: Date/Time:

Comments/ Resolution:

PM Review is documented electronically in LIMs. By releasing the project, the PM acknowledges they have reviewed the sample logir

Appendix F: Rain Garden Analytical Report

Pace Analytical®
ENVIRONMENTAL SCIENCES
MOBILE LAB SERVICES

2525 Advance Road
Madison, WI 53718
608.221.8700 Phone
608.221.4889 Fax

October 27, 2020

Andrew Stehn
TRC Environmental Corporation, Inc.
708 Heartland Trail, Ste 3000
Madison, WI 53717

RE: MKC Raingarden - Madison, WI

Enclosed are the analytical results for the samples received by the laboratory on 10/13/2020.

The results in this report apply to the samples analyzed in accordance with the chain of custody document. These results are in compliance with the 2009 NELAC Standards and the appropriate agencies listed below, unless otherwise noted in the case narrative. This analytical report should be reproduced in its entirety.

If you have any questions concerning this report, please feel free to contact me.

Sincerely,

Jessica Esser
Project Manager

Certification List			Expires
DODELAP	DOD ELAP Accreditation (A2LA)	3269.01	03/31/2021
ILEPA	Illinois Secondary NELAP Accreditation	004366	04/30/2021
KDHE	Kansas Secondary NELAP Accreditation	E-10384	04/30/2021
LELAP	Louisiana Primary NELAP Accreditation	04165	06/30/2021
NJDEP	New Jersey Secondary NELAP Accreditation	WI004	06/30/2021
TCEQ	Texas Secondary NELAP Accreditation	T104704504-16-7	11/30/2020
WDNR	Wisconsin Certification under NR 149	113289110	08/31/2021

Pace Analytical®
ENVIRONMENTAL SCIENCES
MOBILE LAB SERVICES

2525 Advance Road
Madison, WI 53718
608.221.8700 Phone
608.221.4889 Fax

TRC Environmental Corporation, Inc.	Project: MKC Raingarden - Madison, WI
708 Heartland Trail, Ste 3000	Project Number: 372148
Madison WI, 53717	Project Manager: Andrew Stehn

ANALYTICAL REPORT FOR SAMPLES

Sample ID	Laboratory ID	Matrix	Date Sampled	Date Received
OUTFALL (101320)	A204215-01	Other	10/13/2020	10/13/2020
MH-1A (101320)	A204215-02	Other	10/13/2020	10/13/2020
OUTFALL-W (101320)	A204215-03	Water	10/13/2020	10/13/2020

CASE NARRATIVE

Sample Receipt Information:
Three samples were received on 10/13/2020. Samples were received in acceptable condition.

Please see the chain of custody (COC) document at the end of this report for additional information.

Pace Analytical®
ENVIRONMENTAL SCIENCES
MOBILE LAB SERVICES

2525 Advance Road
Madison, WI 53718
608.221.8700 Phone
608.221.4889 Fax

TRC Environmental Corporation, Inc.	Project: MKC Raingarden - Madison, WI
708 Heartland Trail, Ste 3000	Project Number: 372148
Madison WI, 53717	Project Manager: Andrew Stehn

OUTFALL (101320)

A204215-01 (Other)

Date Sampled
10/13/2020 15:15

Pace Analytical - Madison

Analyte	Result	Limit of Detection	Limit of Quantitation	Units	Dilution	Prepared	Analyzed	Method	Qualifiers
Polychlorinated Biphenyls by EPA Method 8082						**Preparation Batch: A010169**			
PCB-1016	ND	0.0064	0.14	mg/kg dry	1	10/19/2020	10/20/2020 22:25	EPA 8082A	
PCB-1221	ND	0.0092	0.14	mg/kg dry	1	10/19/2020	10/20/2020 22:25	EPA 8082A	
PCB-1232	ND	0.0061	0.14	mg/kg dry	1	10/19/2020	10/20/2020 22:25	EPA 8082A	
PCB-1242	ND	0.013	0.14	mg/kg dry	1	10/19/2020	10/20/2020 22:25	EPA 8082A	
PCB-1248	**0.28**	0.012	0.14	mg/kg dry	1	10/19/2020	10/20/2020 22:25	EPA 8082A	
PCB-1254	ND	0.010	0.14	mg/kg dry	1	10/19/2020	10/20/2020 22:25	EPA 8082A	
PCB-1260	ND	0.0099	0.14	mg/kg dry	1	10/19/2020	10/20/2020 22:25	EPA 8082A	
Total PCBs	**0.28**	0.013	0.14	mg/kg dry	1	10/19/2020	10/20/2020 22:25	EPA 8082A	
Surrogate: Tetrachloro-meta-xylene			*96.7 %*	*70.6-121*		*10/19/2020*	*10/20/2020 22:25*	*EPA 8082A*	
Surrogate: Decachlorobiphenyl			*93.3 %*	*64.2-121*		*10/19/2020*	*10/20/2020 22:25*	*EPA 8082A*	
Classical Chemistry Parameters						**Preparation Batch: A010151**			
% Solids	**71.2**		0.00	% by Weight	1	10/14/2020	10/15/2020 10:33	SM 2540B	

Pace Analytical®
ENVIRONMENTAL SCIENCES
MOBILE LAB SERVICES

2525 Advance Road
Madison, WI 53718
608.221.8700 Phone
608.221.4889 Fax

TRC Environmental Corporation, Inc.	Project: MKC Raingarden - Madison, WI
708 Heartland Trail, Ste 3000	Project Number: 372148
Madison WI, 53717	Project Manager: Andrew Stehn

MH-1A (101320)

A204215-02 (Other)

Date Sampled
10/13/2020 15:35

Pace Analytical - Madison

Analyte	Result	Limit of Detection	Limit of Quantitation	Units	Dilution	Prepared	Analyzed	Method	Qualifiers
Polychlorinated Biphenyls by EPA Method 8082							**Preparation Batch: A010169**		
PCB-1016	ND	0.0055	0.12	mg/kg dry	1	10/19/2020	10/20/2020 22:51	EPA 8082A	
PCB-1221	ND	0.0079	0.12	mg/kg dry	1	10/19/2020	10/20/2020 22:51	EPA 8082A	
PCB-1232	ND	0.0053	0.12	mg/kg dry	1	10/19/2020	10/20/2020 22:51	EPA 8082A	
PCB-1242	ND	0.011	0.12	mg/kg dry	1	10/19/2020	10/20/2020 22:51	EPA 8082A	
PCB-1248	**0.17**	0.010	0.12	mg/kg dry	1	10/19/2020	10/20/2020 22:51	EPA 8082A	
PCB-1254	ND	0.0088	0.12	mg/kg dry	1	10/19/2020	10/20/2020 22:51	EPA 8082A	
PCB-1260	ND	0.0085	0.12	mg/kg dry	1	10/19/2020	10/20/2020 22:51	EPA 8082A	
Total PCBs	**0.17**	0.011	0.12	mg/kg dry	1	10/19/2020	10/20/2020 22:51	EPA 8082A	
Surrogate: Tetrachloro-meta-xylene			*97.8 %*	*70.6-121*		*10/19/2020*	*10/20/2020 22:51*	*EPA 8082A*	
Surrogate: Decachlorobiphenyl			*89.4 %*	*64.2-121*		*10/19/2020*	*10/20/2020 22:51*	*EPA 8082A*	
Classical Chemistry Parameters							**Preparation Batch: A010151**		
% Solids	**82.7**		0.00	% by Weight	1	10/14/2020	10/15/2020 10:33	SM 2540B	

Pace Analytical®
ENVIRONMENTAL SCIENCES
MOBILE LAB SERVICES

2525 Advance Road
Madison, WI 53718
608.221.8700 Phone
608.221.4889 Fax

TRC Environmental Corporation, Inc.	Project: MKC Raingarden - Madison, WI
708 Heartland Trail, Ste 3000	Project Number: 372148
Madison WI, 53717	Project Manager: Andrew Stehn

OUTFALL-W (101320)

A204215-03 (Water)

Date Sampled
10/13/2020 14:30

Pace Analytical - Madison

Polychlorinated Biphenyls by EPA Method 8082 — **Preparation Batch: A010165**

Analyte	Result	Limit of Detection	Limit of Quantitation	Units	Dilution	Prepared	Analyzed	Method	Qualifiers
PCB-1016	ND	0.0072	0.13	ug/L	1	10/19/2020	10/21/2020 20:50	EPA 8082A	
PCB-1221	ND	0.026	0.25	ug/L	1	10/19/2020	10/21/2020 20:50	EPA 8082A	
PCB-1232	ND	0.0042	0.13	ug/L	1	10/19/2020	10/21/2020 20:50	EPA 8082A	
PCB-1242	ND	0.013	0.13	ug/L	1	10/19/2020	10/21/2020 20:50	EPA 8082A	
PCB-1248	ND	0.011	0.13	ug/L	1	10/19/2020	10/21/2020 20:50	EPA 8082A	
PCB-1254	ND	0.010	0.13	ug/L	1	10/19/2020	10/21/2020 20:50	EPA 8082A	
PCB-1260	ND	0.012	0.13	ug/L	1	10/19/2020	10/21/2020 20:50	EPA 8082A	
Total PCBs	ND	0.026	0.25	ug/L	1	10/19/2020	10/21/2020 20:50	EPA 8082A	
Surrogate: Tetrachloro-meta-xylene			*95.7 %*	*64.9-137*		*10/19/2020*	*10/21/2020 20:50*	*EPA 8082A*	
Surrogate: Decachlorobiphenyl			*84.6 %*	*67.4-146*		*10/19/2020*	*10/21/2020 20:50*	*EPA 8082A*	

Pace Analytical®
ENVIRONMENTAL SCIENCES
MOBILE LAB SERVICES

2525 Advance Road
Madison, WI 53718
608.221.8700 Phone
608.221.4889 Fax

TRC Environmental Corporation, Inc.
708 Heartland Trail, Ste 3000
Madison WI, 53717

Project: MKC Raingarden - Madison, WI
Project Number: 372148
Project Manager: Andrew Stehn

Polychlorinated Biphenyls by EPA Method 8082 - Quality Control

Pace Analytical - Madison

Analyte	Result	Limit of Quantitation	Units	Spike Level	Source Result	%REC	%REC Limits	RPD	RPD Limit	Notes
Batch A010165 - EPA 3511										
Blank (A010165-BLK1)				Prepared: 10/19/2020 Analyzed: 10/21/2020 20:25						
PCB-1016	ND	0.13	ug/L							
PCB-1221	ND	0.25	ug/L							
PCB-1232	ND	0.13	ug/L							
PCB-1242	ND	0.13	ug/L							
PCB-1248	ND	0.13	ug/L							
PCB-1254	ND	0.13	ug/L							
PCB-1260	ND	0.13	ug/L							
Total PCBs	ND	0.25	ug/L							
Surrogate: Tetrachloro-meta-xylene	*0.781*		*ug/L*	*0.7500*		*104*	*64.9-137*			
Surrogate: Decachlorobiphenyl	*0.806*		*ug/L*	*0.7500*		*107*	*67.4-146*			
LCS (A010165-BS1)				Prepared: 10/19/2020 Analyzed: 10/21/2020 20:00						
PCB-1242	11.9	0.13	ug/L	12.50		95.5	70-130			
Surrogate: Tetrachloro-meta-xylene	*0.688*		*ug/L*	*0.7500*		*91.7*	*64.9-137*			
Surrogate: Decachlorobiphenyl	*0.786*		*ug/L*	*0.7500*		*105*	*67.4-146*			
Matrix Spike (A010165-MS1)	**Source: A204226-22**			Prepared: 10/19/2020 Analyzed: 10/21/2020 22:05						
PCB-1242	13.6	0.13	ug/L	12.50	ND	109	60-140			
Surrogate: Tetrachloro-meta-xylene	*0.814*		*ug/L*	*0.7500*		*109*	*64.9-137*			
Surrogate: Decachlorobiphenyl	*0.801*		*ug/L*	*0.7500*		*107*	*67.4-146*			
Matrix Spike Dup (A010165-MSD1)	**Source: A204226-22**			Prepared: 10/19/2020 Analyzed: 10/21/2020 22:30						
PCB-1242	13.9	0.13	ug/L	12.50	ND	111	60-140	2.23	20	
Surrogate: Tetrachloro-meta-xylene	*0.838*		*ug/L*	*0.7500*		*112*	*64.9-137*			
Surrogate: Decachlorobiphenyl	*0.817*		*ug/L*	*0.7500*		*109*	*67.4-146*			
Batch A010169 - EPA 3570										
Blank (A010169-BLK1)				Prepared: 10/19/2020 Analyzed: 10/20/2020 21:58						
PCB-1016	ND	0.099	mg/kg wet							
PCB-1221	ND	0.099	mg/kg wet							
PCB-1232	ND	0.099	mg/kg wet							
PCB-1242	ND	0.099	mg/kg wet							
PCB-1248	ND	0.099	mg/kg wet							
PCB-1254	ND	0.099	mg/kg wet							
PCB-1260	ND	0.099	mg/kg wet							
Total PCBs	ND	0.099	mg/kg wet							
Surrogate: Tetrachloro-meta-xylene	*0.235*		*mg/kg wet*	*0.2381*		*98.7*	*70.6-121*			
Surrogate: Decachlorobiphenyl	*0.223*		*mg/kg wet*	*0.2381*		*93.7*	*64.2-121*			

Pace Analytical®
ENVIRONMENTAL SCIENCES
MOBILE LAB SERVICES

2525 Advance Road
Madison, WI 53718
608.221.8700 Phone
608.221.4889 Fax

TRC Environmental Corporation, Inc.	Project: MKC Raingarden - Madison, WI
708 Heartland Trail, Ste 3000	Project Number: 372148
Madison WI, 53717	Project Manager: Andrew Stehn

Polychlorinated Biphenyls by EPA Method 8082 - Quality Control

Pace Analytical - Madison

Analyte	Result	Limit of Quantitation	Units	Spike Level	Source Result	%REC	%REC Limits	RPD	RPD Limit	Notes
Batch A010169 - EPA 3570										
LCS (A010169-BS1)				Prepared: 10/19/2020 Analyzed: 10/20/2020 21:32						
PCB-1242	1.95	0.099	mg/kg wet	1.988		98.0	82.7-118			
Surrogate: Tetrachloro-meta-xylene	*0.242*		*mg/kg wet*	*0.2386*		*102*	*70.6-121*			
Surrogate: Decachlorobiphenyl	*0.229*		*mg/kg wet*	*0.2386*		*95.9*	*64.2-121*			
Matrix Spike (A010169-MS1)	**Source: A204215-02**			Prepared: 10/19/2020 Analyzed: 10/20/2020 23:18						
PCB-1242	2.52	0.12	mg/kg dry	2.409	ND	105	61.9-148			
Surrogate: Tetrachloro-meta-xylene	*0.285*		*mg/kg dry*	*0.2891*		*98.4*	*70.6-121*			
Surrogate: Decachlorobiphenyl	*0.260*		*mg/kg dry*	*0.2891*		*89.8*	*64.2-121*			
Matrix Spike Dup (A010169-MSD1)	**Source: A204215-02**			Prepared: 10/19/2020 Analyzed: 10/20/2020 23:44						
PCB-1242	2.49	0.12	mg/kg dry	2.399	ND	104	61.9-148	1.36	20	
Surrogate: Tetrachloro-meta-xylene	*0.282*		*mg/kg dry*	*0.2879*		*97.8*	*70.6-121*			
Surrogate: Decachlorobiphenyl	*0.258*		*mg/kg dry*	*0.2879*		*89.5*	*64.2-121*			

Pace Analytical®
ENVIRONMENTAL SCIENCES
MOBILE LAB SERVICES

2525 Advance Road
Madison, WI 53718
608.221.8700 Phone
608.221.4889 Fax

TRC Environmental Corporation, Inc.	Project: MKC Raingarden - Madison, WI
708 Heartland Trail, Ste 3000	Project Number: 372148
Madison WI, 53717	Project Manager: Andrew Stehn

Classical Chemistry Parameters - Quality Control

Pace Analytical - Madison

Analyte	Result	Limit of Quantitation	Units	Spike Level	Source Result	%REC	%REC Limits	RPD	RPD Limit	Notes
Batch A010151 - % Solids										
Duplicate (A010151-DUP1)	**Source: A204214-01**		Prepared: 10/14/2020 Analyzed: 10/15/2020 10:33							
% Solids	82.4	0.00	% by Weight		82.2			0.273	20	

Pace Analytical®
ENVIRONMENTAL SCIENCES
MOBILE LAB SERVICES

2525 Advance Road
Madison, WI 53718
608.221.8700 Phone
608.221.4889 Fax

TRC Environmental Corporation, Inc.	Project: MKC Raingarden - Madison, WI
708 Heartland Trail, Ste 3000	Project Number: 372148
Madison WI, 53717	Project Manager: Andrew Stehn

Notes and Definitions

ND	Analyte NOT DETECTED at or above the reporting limit or limit of detection (if listed).
NR	Not Reported
dry	Sample results reported on a dry weight basis. Detection limits (if listed) and reporting limits have been adjusted for the solids content. If the word 'dry' does not appear after the units, results are reported on an as-is basis.
RPD	Relative Percent Difference

Detection limits (if listed) and reporting limits have been adjusted for dilutions, if reported.

Pace Analytical - ECCS Division
2525 Advance Road
Madison, WI 53718
608-221-8700 (phone)
608-221-4889 (fax)

CHAIN OF CUSTODY

No. 14300 Page: 1 of: 1

Lab Work Order #: A 204215

Project Number: 372148 PO Number: 149679
Project Name: MKC Raingarden
Project Location (City, State): Madison, WI
Turn Around (check one): [X] Normal [ ] Rush
If Rush, Report Due Date:
Sampled By (Print): Ben Wachholz

Report To: Andrew Stehn
Company: TRC
Address 1: 708 Heartland Trail Suite 3000
Address 2: Madison, WI
E-mail Address: astehn@trccompanies.com

Invoice To: Same as
Company: above
Address 1:
Address 2:

Sample Description	Collection Date	Collection Time	Matrix	Total # of Containers	Preservation Codes / Analyses Requested: A (PCBs)	Comments	Lab ID	Lab Receipt Time
OUTFALL (101320)	10/13/20	~~15:00~~ 15:10	S	1	X		01	
MH-1A (101320)	10/13/20	15:35	S	1	X		02	
OUTFALL-W (101320)	10/13/20	14:30	W	2	X		03	

Preservation Codes
A=None B=HCL C=H_2SO_4
D=HNO_3 E=EnCore F=Methanol
G=NaOH O=Other (Indicate)

Matrix Codes
A=Air S=Soil W=Water O=Other

Other Comments:

Relinquished By: Ben Wachholz	Date: 10/13/20	Time: 16:10	Received By: Pat Fellerer	Date: 10-13-2020	Time: 1610
Relinquished By:	Date:	Time:	Received By:	Date:	Time:

Custody Seal: [X] NA [ ] Intact [ ] Not Intact
Shipped Via: Walk-in
Receipt Temp: 4.5C
Thermometer #/ Exp. Date: IR160142279 Exp 12/19/20
Temp Blank: [ ] Y [X] N

Rev. 12/15

Page 10 of 10 A204215 FINAL 10 27 2020 1352