

# Sediment Investigation Data Report

GM Janesville Assembly Plant  
1000 General Motors Drive  
Janesville, Wisconsin 53546

General Motors LLC

5325 Wall Street Suite 2305 Madison Wisconsin 53718  
058505 | Report No 21 | May 30 2016

# Executive Summary

This Sediment Investigation Data Report (Report) was prepared by GHD Services Inc. (GHD) (with input from Ramboll-Environ and Exponent) on behalf of General Motors LLC (GM) for the Former GM Janesville Assembly Plant (Plant) located at 1000 General Motors Drive in Janesville, Rock County, Wisconsin (Site).

The Site is currently owned by GM and comprises approximately 145 acres of land, including approximately 4.8 million square feet of floor space located in the Main Assembly Building (Plant Building), as well as several ancillary structures. The Site was acquired by General Motors Corporation (GMC) in 1918 (GMC declared bankruptcy on June 1, 2009). GMC changed its name to Motors Liquidation Company (MLC) during the bankruptcy proceeding. GM bought the Site from MLC (formerly known as GMC) in 2009 in a sale approved by the Bankruptcy Court overseeing the bankruptcy of MLC.

Prior to 1918, the Site consisted of vacant land or residential properties. Approximately 55 acres of the main plant property were purchased by GMC to produce Samson Tractors in 1918. Since the original property acquisition in 1918, the Site has undergone numerous additions and renovations, both in the acreage included in the properties comprising the Site and various structures. The Plant was "idled" on April 24, 2009. The GM Janesville Assembly plant was officially "closed" in November 2015.

GMC and GM have completed a series of environmental investigations and some remedial actions at the Site in conjunction with changes in land use and/or plant expansions during the past 30 to 40 years.

Stormwater collected from the main assembly plant property discharges via a permitted outfall (Wisconsin Pollutant Discharge Elimination System [WPDES] General Permit No. WI-0049344-4) to the Rock River. The Rock River is part of the Lower Rock River drainage basin, covering over 3,700 square miles (WDNR, 2016a). The segment of the Rock River near the Site flows from east to west and is approximately 400 feet (ft) to 800 ft wide. The Monterey Dam (Dam), constructed in 1855, is located approximately one quarter mile downstream of the Site, and consists of two spillways. The City of Janesville is currently considering whether to repair the Dam or remove the Dam and its associated spillways.

In general, dams act as sediment traps; limiting the transport of coarse sediment and creating areas where fine material can fall out of suspension resulting in the accumulation of sediment (Inter-Fluve, Inc, 2015). Sediment has been impounded upstream of the Dam, most notably in a relatively large embayment area located on the north side of the Rock River, just upstream of the Dam as well as in the area where the Rock River turns to the west just upstream of the Site (Figure 1.1) (Inter-Fluve, Inc, 2015).

Upstream of the Site, the Rock River flows through a mix of towns and agricultural areas, including the City of Janesville. Potential sources of pollutants to the Rock River and its sediment include agricultural runoff, stormwater discharges, treated municipal and industrial wastewater discharges, and legacy contamination (Inter-Fluve, Inc. 2015). Potential sources of polycyclic aromatic hydrocarbons (PAHs), mercury, and polychlorinated biphenyls (PCBs) to surface water and sediment include airborne deposition, municipal and industrial waste waters, urban storm water

runoff, runoff from coal storage areas, and road runoff (Agency for Toxic Substances and Disease Registry [ATSDR] 1995; 1999; 2000).

The primary objective of the GM Revised Sediment Investigation Work Plan (GHD, 2016) is to characterize sediment in the vicinity of the GM outfall to the Rock River. The sediment investigation scope of work (SOW) consisted of the following:

- Collection of eight sediment cores in the vicinity of the stormwater discharge location north of the Site along the south bank of the Rock River.
- Collection of 24 sediment samples and 3 duplicate sediment samples for laboratory analysis.

The results of the sediment samples were generally consistent with the findings from the sampling conducted on behalf of the City of Janesville in the vicinity of the GM outfall by Inter-Fluve, Inc. (2015).

The results of the Sediment Investigation Data Report will be presented to the City of Janesville and WDNR. Following a decision by the City of Janesville as to whether the Monterey Dam will be repaired or removed, plans for additional characterization of the Rock River sediment in the vicinity of the GM outfall will be developed and implemented.

# Table of Contents

1.	Introduction.....	1
1.1	Background.....	1
1.2	Environmental Setting.....	2
2.	Sediment Investigation.....	2
2.1	Field Procedure.....	3
2.2	Core Processing.....	3
2.3	Quality Assurance/Quality Control.....	4
2.4	Decontamination of Field Equipment.....	5
3.	Field Observations and Analytical Results.....	5
4.	Recommendations.....	6
5.	References.....	6

# Figure Index

Figure 1.1	Site Location
Figure 1.2	Site Plan
Figure 2.1	Rock River Sampling Area
Figure 2.2	Sediment Sample Locations
Figure 3.1	Summary of Sediment Analytical Results (VOCs, PCBs, and General Chemistry) – East
Figure 3.2	Summary of Sediment Analytical Results (VOCs, PCBs, and General Chemistry) – West
Figure 3.3	Summary of Sediment Analytical Results (SVOCs) – East
Figure 3.4	Summary of Sediment Analytical Results (SVOCs) – West
Figure 3.5	Summary of Sediment Analytical Results (Metals and TCLP Metals) – East
Figure 3.6	Summary of Sediment Analytical Results (Metals and TCLP Metals) – West

# Table Index

Table 2.1	Field Sample Key
Table 3.1	Summary of Sediment Analytical Results

# Appendices

Appendix A	Photograph Log
Appendix B	Field Procedure and Core Processing Methods
Appendix C	Sediment Stratigraphic Log
Appendix D	Validation Memorandum and Laboratory Analytical Reports

# 1. Introduction

The Sediment Investigation Data Report (Report) was prepared by GHD Services Inc. (GHD) (with input from Ramboll-Environ and Exponent) on behalf of General Motors LLC (GM) for the Former GM Janesville Assembly Plant located at 1000 General Motors Drive in Janesville, Rock County, Wisconsin (Site). The Report documents the Sediment Investigation sampling and analytical results.

The Sediment Investigation was completed consistent with the Revised Sediment Investigation Work Plan dated March 8, 2016 (GHD, 2016) (submitted to Wisconsin Department of Natural Resources [WDNR]).

## 1.1 Background

The Site is currently owned by GM and comprises approximately 145 acres of land, including approximately 4.8 million square feet of floor space located in the Main Assembly Building (Plant Building), as well as several ancillary structures (Wastewater Treatment Plant [WWTP]), Power House, Maintenance Storage Buildings 1, 2, and 3, Hazardous Materials Building, South Paint Mix Room, Guard Houses, South Tank Farm and associated buildings, North Tank Farm and associated buildings, Facilities Service Center, Care Building, Tire Building, associated tunnels (to Cherry Street, to WWTP Tanks, WWTP to railroad, and from Power House), railroad tracks, and landscaped areas. The WWTP is located approximately one quarter-mile to the west of the main plant property. The Site location is presented on Figure 1.1. The Site plan is presented on Figure 1.2.

The Site has been used by General Motors Corporation (GMC) since 1918. Prior to 1918, the Site consisted of vacant land or residential properties. Approximately 55 acres of the main plant property were purchased by GMC to produce Samson Tractors in 1918. Since the original property acquisition in 1918, the Site has undergone numerous additions and renovations, both in the acreage included in the properties comprising the Site and various structures. The Plant was "idled" on April 24, 2009. The GM Janesville Assembly plant was officially "closed" in November 2015.

In conjunction with plant expansions and other changes in operations during the past 30 to 40 years, GM and GMC have performed environmental investigation and remediation as necessary. The basic approach of past remedial actions included source remediation (usually by excavation and off-Site disposal) followed by natural attenuation (with some groundwater monitoring).

Stormwater collected from the Site's main assembly plant property discharges via a permitted outfall (Wisconsin Pollutant Discharge Elimination System [WPDES] -General Permit No. WI-0049344-4) to the Rock River. Other outfalls in the vicinity of the Site also discharge to the Rock River.

The Monterey Dam (Dam), constructed in 1855, is located approximately one quarter mile downstream of the Site and consists of two spillways. The City of Janesville is currently considering whether to repair the Dam or remove the Dam and associated spillways. If the Dam is removed, the water level in the Rock River would drop and some areas of sediment would no longer be under water (i.e., such sediment would become soil). Results of GM's sediment sampling may be relevant to the City of Janesville's plans for the Dam.

## 1.2 Environmental Setting

The Rock River is part of the Lower Rock River drainage basin, covering over 3,700 square miles (WDNR, 2016a). The Rock River watershed is approximately 31,200 acres in size, consisting of 32 miles of waterways, 124 acres of lakes, and 250 acres of wetlands (WDNR, 2016b). Because the Rock River is listed as a scenic urban waterway by the WDNR, the Rock River is designated as an Area of Special Natural Resource Interest (ASNRI). The WDNR has not issued a fish consumption advisory for the Rock River (WDNR, 2015).

The segment of the Rock River near the Site flows from east to west and is approximately 400 feet (ft) to 800 ft wide. The Dam is located approximately one quarter mile downstream of the Site and consists of two spillways, each approximately 185 to 190 ft long. One spillway is perpendicular to the flow of the river, while the other spillway is parallel to the flow (Inter-Fluve, Inc, 2015). In general, dams act as sediment traps; limiting the transport of coarse sediment and creating areas where fine material can fall out of suspension resulting in the accumulation of sediment (Inter-Fluve, Inc, 2015). Sediment has been impounded upstream of the Dam, most notably in a relatively large embayment area located on the north side of the Rock River, just upstream of the Dam, as well as in the area where the Rock River turns to the west just upstream of the Site (Figure 1.1) (Inter-Fluve, Inc, 2015).

Upstream of the Site, the Rock River flows through a mix of towns and agricultural areas, including the City of Janesville. Potential sources of pollutants to the Rock River and its sediment include agricultural runoff, stormwater discharges, treated municipal and industrial wastewater discharges, and legacy contamination (Inter-Fluve, Inc. 2015). Potential sources of polycyclic aromatic hydrocarbons (PAHs), mercury, and polychlorinated biphenyls (PCBs) to surface water and sediment include airborne deposition, municipal and industrial wastewaters, urban storm water runoff, runoff from coal storage areas, and road runoff (Agency for Toxic Substances and Disease Registry [ATSDR] 1995, 1999, 2000). Fine sediment, consisting of muck, silt, and sand have deposited in several lower energy areas in the margins outside of the main river channel, which generally is located along the center line of the existing river. The main channel consists primarily of sandy gravel and cobbles (Inter-Fluve, Inc, 2015).

## 2. Sediment Investigation

The Sediment Investigation was completed on March 9 and 10, 2016. The sampling area is presented on Figure 2.1. The Sediment Investigation consisted of eight sediment sampling locations in the immediate vicinity of the stormwater discharge location. Sediment sample location SS-8 had hard refusal at a depth of less than 1 foot and could not be sampled. Therefore, an additional location designated SS-9 replaced SS-8. Three sediment samples from each of the eight locations (plus 3 duplicate samples for quality control purposes) were submitted for laboratory analyses. The sample locations are presented on Figure 2.2. A photograph log is presented in Appendix A.

A core processing area was established on the north shore of the Rock River prior to commencing field activities. An experienced GHD geologist was on Site to process and log the sediment cores. Noramandeu Associates, Inc. (Normandeu) transported the cores from the sample location to the core processing area. Cores remained in a vertical position while being transported to the processing area.

A trailerable coring vessel was utilized for sediment collection activities. The coring vessel was positioned at each sampling location using a sub-meter Differential Global Positioning System (DGPS) with either spuds or by anchoring.

Sediment cores were collected from each location using a Rossfelder® submersible vibracore unit. A piston corer was used to collect the top 0 to 6-inch interval in conjunction with the vibracoring equipment.

Sampling was conducted in accordance with the applicable GM Field Method Guideline (FMG) (FMG 6.2 – Sediment Sampling). The GM FMG has been incorporated into the Field Procedure and Core Processing Methods presented in Appendix B. Sediment cores were attempted to be advanced to a depth of approximately 6 ft. However, refusal (gravel) was encountered at all locations prior to reaching depths of 6 ft. Cores were sampled in the following intervals (0 to 0.5 ft, 0.5 to 2 ft [or maximum sediment depth if less than 2 ft], and 0 to 2 ft or 0 ft to total sediment depth). Penetration depth and depth of core recovery were recorded at each sample location to allow for determination of percent recovery (as measured by length divided by penetration length) and sediment thickness at each location.

A field sample key is presented in Table 2.1.

## 2.1 Field Procedure

Sediment core samples were collected using an electrically powered vibracorer which is lowered through the water column under winch control and penetrates the sediment by means of its weight and powered vibration. The procedures used for the vibracorer in the field are provided in detail in Appendix B.

## 2.2 Core Processing

The core processing methods which outline the procedures followed when cores were split, logged and subsampled in the field for laboratory analysis are provided in Appendix B. A field form was completed at each sample location that includes: sample coordinates; weather; wind conditions; water depth; penetration depth; depth of core recovery; and American Society for Testing and Material (ASTM) soil description (Appendix C).

Each sediment core was field screened for grain-size distribution in accordance with the applicable FMG (FMG 6.2 – Sediment Sampling) (as applicable).

At each location, one sample was selected for laboratory analysis from the sediment depth intervals of 0 (riverbed surface) to 0.5 ft and from 0.5 to 2 ft (or maximum sediment depth if less than 2 ft), for a total of 16 samples, in accordance with the applicable FMG (FMG 6.2 – Sediment Sampling). The data from these samples are intended for use in the assessment of potential human and ecological exposures.

The sediment samples were submitted for laboratory analysis of the following by the methods indicated in accordance with section s. NR 716.13, Wis. Adm. Code:

- Target Compound List (TCL) Volatile Organic Compounds (VOCs) (including 1,2,4-trimethylbenzene [TMB] and 1,3,5-TMB) by United States Environmental Protection Agency (U.S. EPA) method SW-846 8260.
- TCL semi-volatile organic compounds (SVOCs) by U.S. EPA Method SW-846 8270.

- Target Analyte List (TAL) Metals (less earth metals) by U.S. EPA Method SW-846 6020/7470.
- PCBs by U.S. EPA Method SW-846 8082.
- Total Organic Carbon (TOC) by the Lloyd Kahn Method.

A third sediment sample, which was a composite sample, was collected from alternating depth intervals. Eight composite sediment samples were submitted for laboratory analysis of Toxicity Characteristic Leaching Procedure (TCLP) Metals by U.S. EPA Method SW-846 1311/6010 in addition to above noted analyses for sediment disposal purposes. It was anticipated that the top 2 ft of sediment would be less impacted than the deeper interval. However, the samples alternated between upper and lower compositing (e.g., half of the locations collected at 0 to 2 ft and half of the locations at 0 to 4 ft, or refusal). The purpose of this information was to assess remedial alternatives for disposal.

In addition to the above, the sediment sample collected from 0 to 0.5 ft (surface sediment) was also submitted for laboratory analysis of the following (to support a screening-level ecological risk assessments [SLERA]):

- Selected parent and alkylated PAHs by U.S. EPA Method SW-846 8270 selected ion monitoring (SIM).
- Acid-volatile sulfide (AVS) by U.S. EPA Method EPA-821-R-100.
- Simultaneously extracted metals (SEM) (cadmium, copper, lead, nickel, silver, zinc, and mercury) by U.S. EPA Method SW-846-6010/7470 and EPA-821-R-100.
- Methylmercury by U.S. EPA Method EPA 1630.
- Black carbon (soot) analysis by the black carbon in soil samples method.

The data from these analyses is intended to be used in the assessment of potential ecological exposures.

Sediment samples were placed in laboratory-supplied containers and shipped under standard chain-of-custody (COC) protocol for analysis of the parameters listed above on a two-week turn-around time (TAT).

The selected PAH compounds (parent and alkylated) were reported individually as well as a summation of the individual parent PAHs reported as Total PAH.

TCL-SVOC analysis was completed for all three core intervals (0 to 0.5 ft, 0.5 to 2 ft, and the alternating composite samples [0 to 2 ft and 0 to 4 ft or refusal]) and includes parent PAHs.

### 2.3 Quality Assurance/Quality Control

Quality Assurance/Quality Control (QA/QC) sampling included equipment blanks, field duplicates, and matrix spikes/matrix spike duplicates (MS/MSD). Equipment blanks were collected at a frequency of 1 per 10 sediment samples collected, at a minimum of 1 per day. Field duplicates were collected at a frequency of 1 per 10 sediment samples collected. MS/MSD samples were submitted at a frequency of 1 per 20 sediment samples collected. Trip blanks were submitted with each shipment of samples for VOC analysis. It should be noted, temperature blanks were not required as samples were shipped on ice.



The data validation memorandum is provided in Appendix D.

## 2.4 Decontamination of Field Equipment

All sampling equipment was cleaned between sampling locations and before and prior to leaving the Site.

# 3. Field Observations and Analytical Results

The Sediment Investigation consisted of nine sediment sampling locations (SS-1 to SS-9) in the immediate vicinity of the GM stormwater discharge location. Water depth at the sample locations ranged from 3.3 ft at SS-4 to 7.7 ft at SS-7. Sediment cores were attempted to be advanced to a depth of approximately 6 ft at each sample location; however, refusal (gravel) was encountered at all locations prior to reaching depths of 6 ft. Sample location SS-8 could not be sampled as no sediment was encountered, only river bed material consisting of coarse grained gravel and sand. River bed material (gravel) was encountered at the other sample locations at depths ranging from 1.5 ft at SS-9 to 4.5 ft at SS-5.

Silt sediment was observed in six of the sample locations (SS-1 to SS-4, SS-6, and SS-9) while silt/sand sediment was noted at SS-7. An organic layer consisting of vegetative material (wood, reeds, and sticks) was observed above the sediment at SS-9. The surface sediment layer (0 to 0.5 ft) contained lots of vegetative material at SS-1, SS-3, and SS-4, while some vegetative material was noted at SS-2 and SS-6.

During core processing, photoionization detector (PID) readings were recorded for each core sampled. PID readings ranged from 0 ppm (SS-1, SS-7, and SS-9) to 162 ppm (SS-4). Elevated PID readings were often associated with an odor and observed sheen in the core sample.

The analytical results for the sediment samples collected from the eight sample locations are presented in Table 3.1. Parameters detected in sediment are shown on Figures 3.1 to 3.6. The results of the sediment samples were generally consistent with the findings from the sampling conducted on behalf of the City of Janesville in the vicinity of the GM outfall by Inter-Fluve, Inc. (2015).

As previously discussed in Section 2.2, composite sediment samples which alternated between upper and lower composites (e.g., half of the locations collected at 0 to 2 ft and half of the locations at 0 to 4 ft, or refusal) were submitted for laboratory analysis of TCLP Metals for sediment disposal purposes. Sediment that fails the TCLP test has the potential to be classified as a Resource Conservation and Recovery Act (RCRA) hazardous waste if excavated for disposal. The results of the TCLP Metals analysis were compared to TCLP Criteria obtained from Table 2 Maximum Concentration of Contaminants for the Toxicity Characteristic, Section (s.) NR 661.24, Wis. Adm. Code, October 2013. A summary of the sediment data compared to the TCLP Criteria is presented in Table 3.1. TCLP Metals were not detected at concentrations above the TCLP Criteria indicating that the material can be disposed as non-hazardous waste.

The laboratory analytical reports are provided in Appendix D.

## 4. Recommendations

Recommendations following the completion of the Sediment Investigation include:

- Presenting the results of the Report to the City of Janesville and WDNR.
- Discussing the next steps for the sediment characterization of the Rock River based on the future outcome of the Dam.

## 5. References

ATSDR. 1995. Toxicological Profile for Polycyclic Aromatic Hydrocarbons. August.

ATSDR. 1999. Toxicological Profile for Mercury. March.

ATSDR. 2000. Toxicological Profile for Polychlorinated Biphenyls (PCBs). November.

GHD, 2016. Revised Sediment Investigation Work Plan, GM Janesville Assembly Plant, 1000 General Motors Drive, Janesville. March 8, 2016.

Inter-Fluve, Inc. 2015. Monterey Dam Impoundment Sediment Report. December 22, 2015.

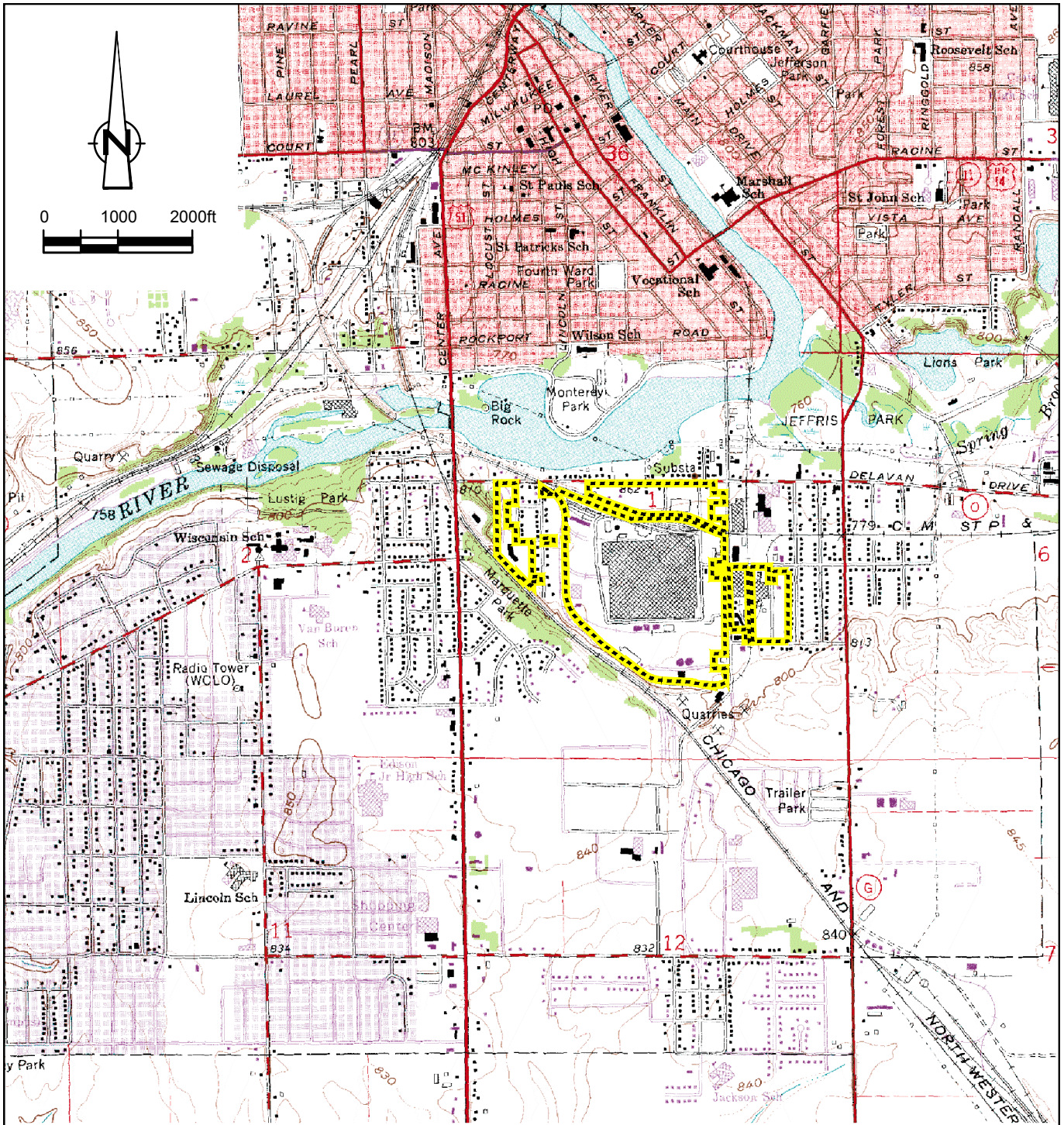
WDNR. 2013. Ch. NR 661, Wis. Adm. Code. October.

WDNR. 2013. Ch. NR 720, Wis. Adm. Code. November.

WDNR. 2015. Choose Wisely – 2015: A Healthy Guide for Eating Fish in Wisconsin. PUB-FH-824-2015.

WDNR. 2016a. Lower Rock River Basin. <http://dnr.wi.gov/water/basin/lowerrock/>. Accessed April 21, 2016.

WDNR, 2016b. Watershed – Rock River – Milton (LR04). <http://dnr.wi.gov/water/watershedDetail.aspx?code=LR04&Name=Rock%20River%20-%20Milton>. Accessed May 13, 2016.



SOURCE: USGS QUADRANGLE MAP;  
 JANESVILLE WEST, WISCONSIN,  
 PHOTOREVISED 1971 AND 1976

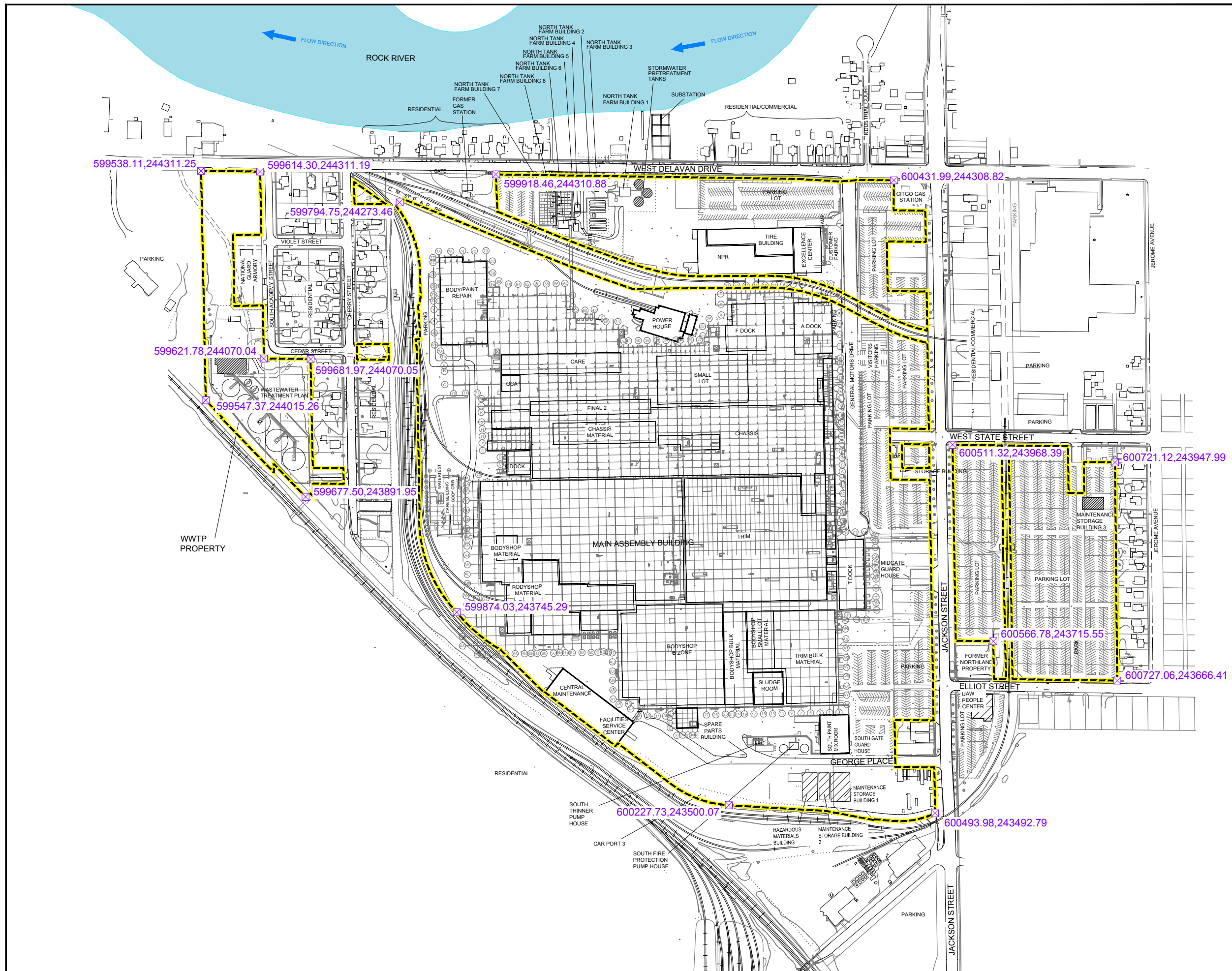
**LEGEND**

 GM JANESVILLE ASSEMBLY PLANT  
 PROPERTY BOUNDARY



figure 1.1  
 SITE LOCATION  
 SEDIMENT INVESTIGATION DATA REPORT  
 GM JANESVILLE ASSEMBLY PLANT  
 Janesville, Wisconsin





599538.11,244311.25    599614.30,244311.19    599918.46,244310.88    600431.99,244308.82

599794.75,244273.46    600511.32,243968.39    600721.12,243947.99

599621.78,244070.04    599681.97,244070.05    600566.78,243715.55

599547.37,244015.26    599677.50,243891.95    600727.06,243666.41

599874.03,243745.29    600227.73,243500.07    600493.98,243492.79

**LEGEND**

- PROPERTY BOUNDARY
- RAILROAD
- FENCE LINE
- PROPERTY CORNER POINT

NOTE:  
DISPLAYED COORDINATES HAVE BEEN PROJECTED ONTO WISCONSIN TRANSVERSE MERCATOR '91 IN ACCORDANCE WITH S. NR 716.15 (5)(D)2, WIS. ADM. CODE

**SCALE VERIFICATION**

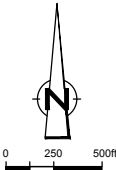
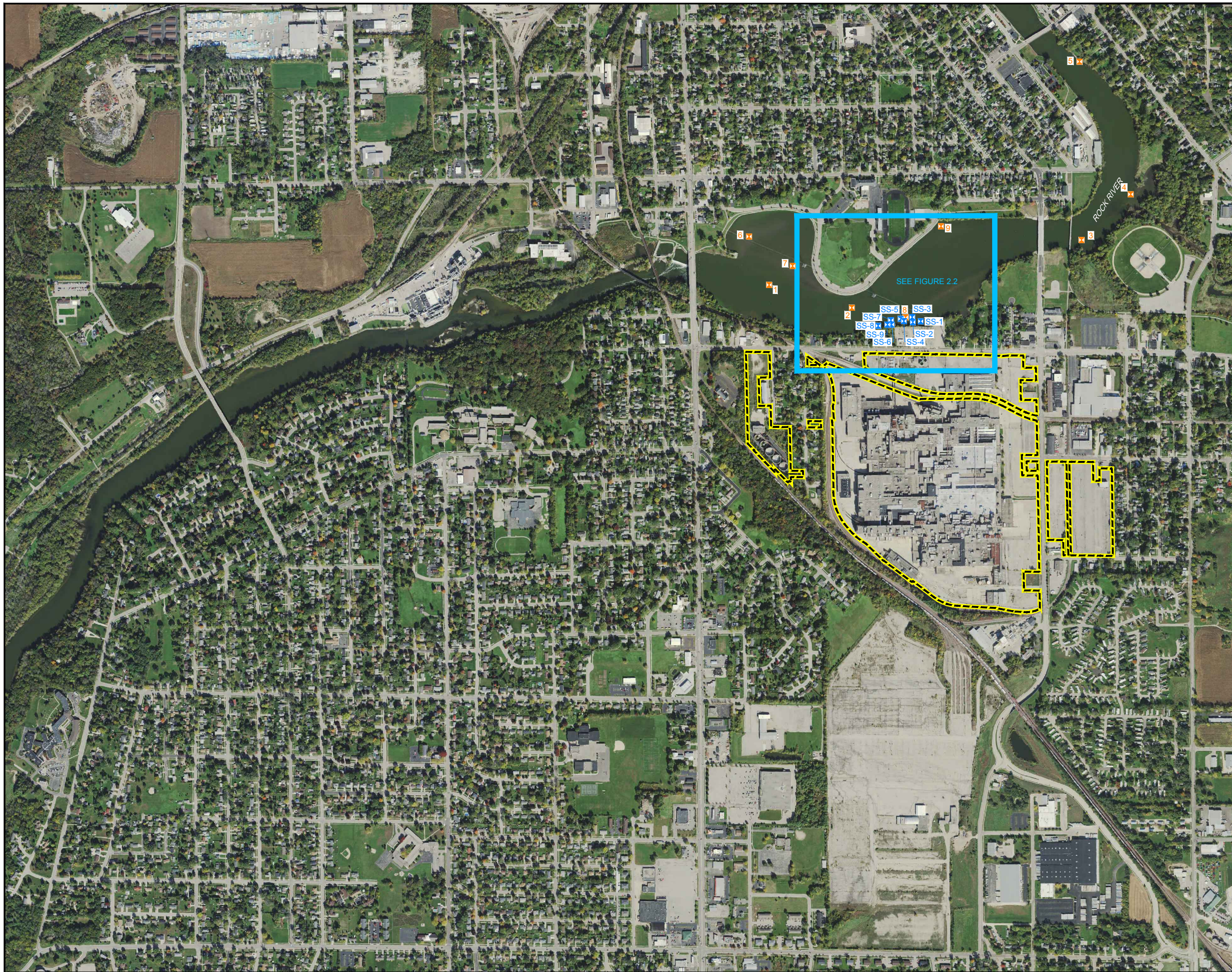
THIS BAR MEASURES 1" ON ORIGINAL. ADJUST SCALE ACCORDINGLY.

**GM JANESVILLE ASSEMBLY PLANT  
JANESVILLE, WISCONSIN**

SEDIMENT INVESTIGATION DATA REPORT

**SITE  
PLAN**

Source Reference: CSG JOB NUMBER: 1020101, FILE NAME: 10A05AS5.DWG, SHEETS 1 TO 10 OF 10, CROWN SERVICES GROUP, 03/09/2011.			
Project Manager: J. CHARLTON	Reviewed By: J. CHARLTON	Date: APRIL 2016	
Scale: AS SHOWN	Project No: 58505-01	Report No: 021	Drawing No: figure 1.2



**LEGEND**

- PROPERTY BOUNDARY
- 1 APPROXIMATE SEDIMENT SAMPLE LOCATION (INTER-FLUVE, INC - OCTOBER 30, 2015)
- SS-1 APPROXIMATE SEDIMENT SAMPLE LOCATION (NORMANDEAU ASSOCIATES, INC. - MARCH 9 AND 10, 2016)

- SOURCES:
- IMAGERY PROVIDED BY NAIP IMAGERY OF WISCONSIN, 2015 - U.S. DEPARTMENT OF AGRICULTURE (USDA) FARM SERVICE AGENCY, AERIAL PHOTOGRAPHY FIELD OFFICE.
  - SEDIMENT SAMPLE LOCATIONS FROM MONTEREY DAM SEDIMENT ANALYSIS SEDIMENT ANALYSIS EXHIBIT , INTER-FLUVE, INC, DECEMBER 9, 2015.

SCALE VERIFICATION  
 THIS BAR MEASURES 1" ON ORIGINAL. ADJUST SCALE ACCORDINGLY.

**GM JANESVILLE ASSEMBLY PLANT  
 JANESVILLE, WISCONSIN**

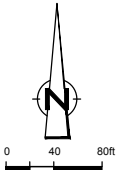
SEDIMENT INVESTIGATION DATA REPORT

**ROCK RIVER  
 SAMPLING AREA**



Source Reference:

Project Manager: J. CHARLTON	Reviewed By: J. CHARLTON	Date: FEBRUARY 2016
Scale: AS SHOWN	Project N°: 58505-01	Report N°: 021 Drawing N°: figure 2.1



**LEGEND**


- PROPERTY BOUNDARY
- APPROXIMATE SEDIMENT SAMPLE LOCATION  
(INTER-FLUVE, INC - OCTOBER 30, 2015)
- APPROXIMATE SEDIMENT SAMPLE LOCATION  
(NORMANDEAU ASSOCIATES, INC. - MARCH 9 AND 10, 2016)

- SOURCES:**
- IMAGERY PROVIDED BY NAIP IMAGERY OF WISCONSIN, 2015 - U.S. DEPARTMENT OF AGRICULTURE (USDA) FARM SERVICE AGENCY, AERIAL PHOTOGRAPHY FIELD OFFICE.
  - SEDIMENT SAMPLE LOCATIONS FROM MONTEREY DAM SEDIMENT ANALYSIS SEDIMENT ANALYSIS EXHIBIT, INTER-FLUVE, INC, DECEMBER 9, 2015.
  - SEDIMENT SAMPLE LOCATIONS FROM MARCH 9 AND 10, 2016 SURVEY, NORMANDEAU ASSOCIATES, INC.

STORMWATER  
DISCHARGE LOCATION

**SCALE VERIFICATION**

THIS BAR MEASURES 1" ON ORIGINAL. ADJUST SCALE ACCORDINGLY.



**GM JANESVILLE ASSEMBLY PLANT  
JANESVILLE, WISCONSIN**

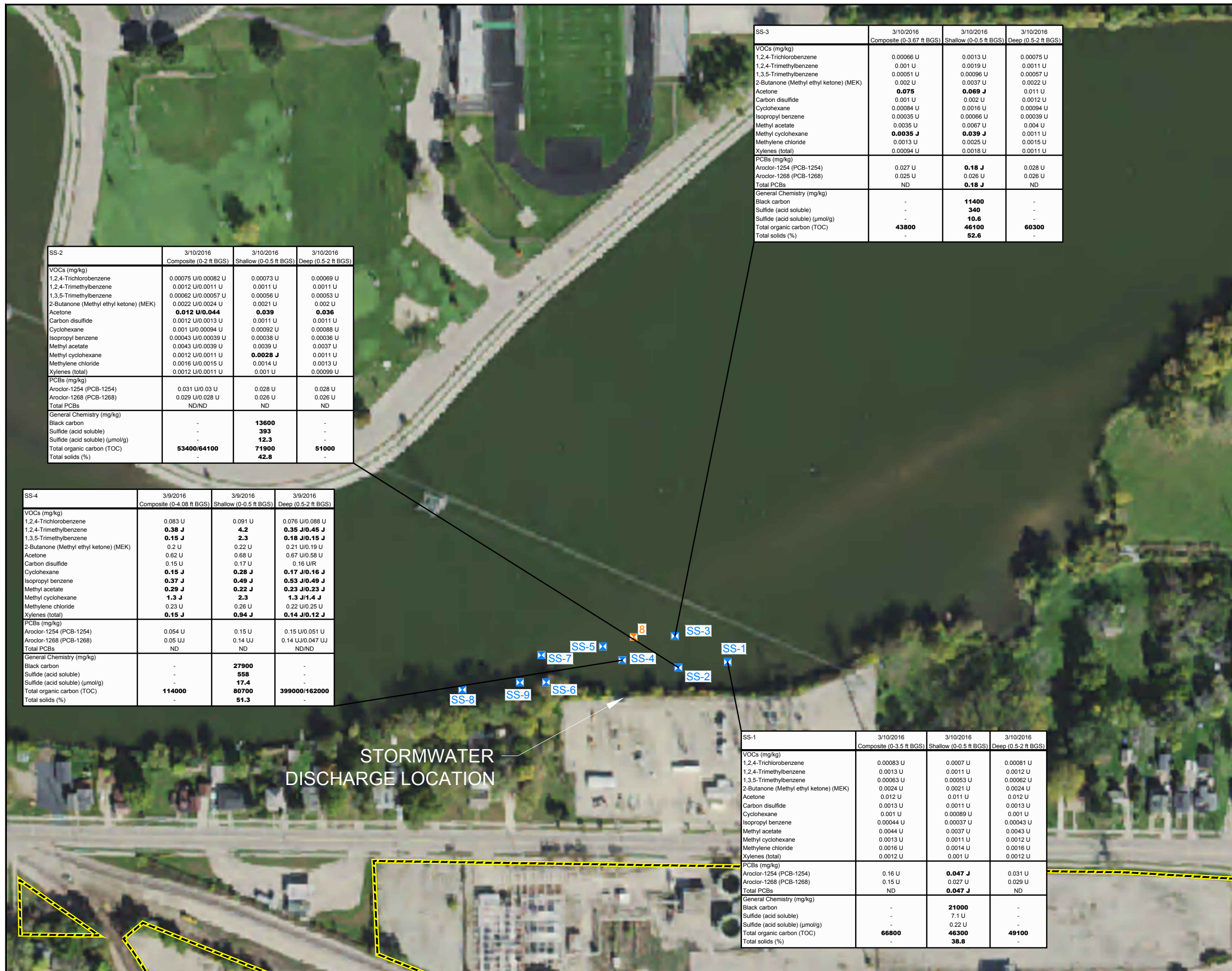
SEDIMENT INVESTIGATION DATA REPORT

**SEDIMENT  
SAMPLE LOCATIONS**



Source Reference:

Project Manager: J. CHARLTON	Reviewed By: J. CHARLTON	Date: FEBRUARY 2016
Scale: AS SHOWN	Project N°: 58505-01	Report N°: 021 Drawing N°: figure 2.2

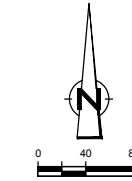


SS-3	3/10/2016		
	Composite (0-3.67 ft BGS)	Shallow (0-0.5 ft BGS)	Deep (0.5-2 ft BGS)
<b>VOCs (mg/kg)</b>			
1,2,4-Trichlorobenzene	0.00066 U	0.0013 U	0.00075 U
1,2,4-Trimethylbenzene	0.001 U	0.0019 U	0.0011 U
1,3,5-Trimethylbenzene	0.00051 U	0.00096 U	0.00057 U
2-Butanone (Methyl ethyl ketone) (MEK)	0.002 U	0.0037 U	0.0022 U
Acetone	<b>0.075</b>	<b>0.069 J</b>	0.011 U
Carbon disulfide	0.001 U	0.002 U	0.0012 U
Cyclohexane	0.00084 U	0.0016 U	0.00094 U
Isopropyl benzene	0.00035 U	0.00066 U	0.00039 U
Methyl acetate	0.0035 U	0.0067 U	0.004 U
Methyl cyclohexane	<b>0.0035 J</b>	<b>0.039 J</b>	0.0011 U
Methylene chloride	0.0013 U	0.0025 U	0.0015 U
Xylenes (total)	0.00094 U	0.0018 U	0.0011 U
<b>PCBs (mg/kg)</b>			
Aroclor-1254 (PCB-1254)	0.027 U	<b>0.18 J</b>	0.028 U
Aroclor-1268 (PCB-1268)	0.025 U	0.026 U	0.026 U
Total PCBs	ND	<b>0.18 J</b>	ND
<b>General Chemistry (mg/kg)</b>			
Black carbon	-	<b>11400</b>	-
Sulfide (acid soluble)	-	<b>340</b>	-
Sulfide (acid soluble) (µmol/g)	-	<b>10.6</b>	-
Total organic carbon (TOC)	<b>43800</b>	<b>46100</b>	<b>60300</b>
Total solids (%)	-	<b>52.6</b>	-

SS-2	3/10/2016		
	Composite (0-2 ft BGS)	Shallow (0-0.5 ft BGS)	Deep (0.5-2 ft BGS)
<b>VOCs (mg/kg)</b>			
1,2,4-Trichlorobenzene	0.00075 U/0.00082 U	0.00073 U	0.00069 U
1,2,4-Trimethylbenzene	0.0012 U/0.0011 U	0.0011 U	0.0011 U
1,3,5-Trimethylbenzene	0.00062 U/0.00057 U	0.00056 U	0.00053 U
2-Butanone (Methyl ethyl ketone) (MEK)	0.0022 U/0.0024 U	0.0021 U	0.002 U
Acetone	<b>0.012 U/0.044</b>	<b>0.039</b>	<b>0.036</b>
Carbon disulfide	0.0012 U/0.0013 U	0.0011 U	0.0011 U
Cyclohexane	0.001 U/0.00094 U	0.00092 U	0.00088 U
Isopropyl benzene	0.00043 U/0.00039 U	0.00038 U	0.00036 U
Methyl acetate	0.0043 U/0.0039 U	0.0039 U	0.0037 U
Methyl cyclohexane	0.0012 U/0.0011 U	<b>0.0028 J</b>	0.0011 U
Methylene chloride	0.0016 U/0.0015 U	0.0014 U	0.0013 U
Xylenes (total)	0.0012 U/0.0011 U	0.001 U	0.00099 U
<b>PCBs (mg/kg)</b>			
Aroclor-1254 (PCB-1254)	0.031 U/0.03 U	0.028 U	0.028 U
Aroclor-1268 (PCB-1268)	0.029 U/0.028 U	0.026 U	0.026 U
Total PCBs	ND/ND	ND	ND
<b>General Chemistry (mg/kg)</b>			
Black carbon	-	<b>13600</b>	-
Sulfide (acid soluble)	-	<b>393</b>	-
Sulfide (acid soluble) (µmol/g)	-	<b>12.3</b>	-
Total organic carbon (TOC)	<b>53400/64100</b>	<b>71900</b>	<b>51000</b>
Total solids (%)	-	<b>42.8</b>	-

SS-4	3/9/2016		
	Composite (0-4.08 ft BGS)	Shallow (0-0.5 ft BGS)	Deep (0.5-2 ft BGS)
<b>VOCs (mg/kg)</b>			
1,2,4-Trichlorobenzene	0.083 U	0.091 U	0.076 U/0.088 U
1,2,4-Trimethylbenzene	<b>0.38 J</b>	<b>4.2</b>	<b>0.35 J/0.45 J</b>
1,3,5-Trimethylbenzene	<b>0.15 J</b>	<b>2.3</b>	<b>0.18 J/0.15 J</b>
2-Butanone (Methyl ethyl ketone) (MEK)	0.2 U	0.22 U	0.21 U/0.19 U
Acetone	0.62 U	0.68 U	0.67 U/0.58 U
Carbon disulfide	0.15 U	0.17 U	0.16 U/R
Cyclohexane	<b>0.15 J</b>	<b>0.28 J</b>	<b>0.17 J/0.16 J</b>
Isopropyl benzene	<b>0.37 J</b>	<b>0.49 J</b>	<b>0.53 J/0.49 J</b>
Methyl acetate	<b>0.29 J</b>	<b>0.22 J</b>	<b>0.23 J/0.23 J</b>
Methyl cyclohexane	<b>1.3 J</b>	<b>2.3</b>	<b>1.3 J/1.4 J</b>
Methylene chloride	0.23 U	0.26 U	0.22 U/0.25 U
Xylenes (total)	<b>0.15 J</b>	<b>0.94 J</b>	<b>0.14 J/0.12 J</b>
<b>PCBs (mg/kg)</b>			
Aroclor-1254 (PCB-1254)	0.054 U	0.15 U	0.15 U/0.051 U
Aroclor-1268 (PCB-1268)	0.05 U/J	0.14 U/J	0.14 U/J/0.047 U/J
Total PCBs	ND	ND	ND/ND
<b>General Chemistry (mg/kg)</b>			
Black carbon	-	<b>27900</b>	-
Sulfide (acid soluble)	-	<b>558</b>	-
Sulfide (acid soluble) (µmol/g)	-	<b>17.4</b>	-
Total organic carbon (TOC)	<b>114000</b>	<b>80700</b>	<b>399000/162000</b>
Total solids (%)	-	<b>51.3</b>	-

SS-1	3/10/2016		
	Composite (0-3.5 ft BGS)	Shallow (0-0.5 ft BGS)	Deep (0.5-2 ft BGS)
<b>VOCs (mg/kg)</b>			
1,2,4-Trichlorobenzene	0.00083 U	0.0007 U	0.00081 U
1,2,4-Trimethylbenzene	0.0013 U	0.0011 U	0.0012 U
1,3,5-Trimethylbenzene	0.00063 U	0.00053 U	0.00062 U
2-Butanone (Methyl ethyl ketone) (MEK)	0.0024 U	0.0021 U	0.0024 U
Acetone	0.012 U	0.011 U	0.012 U
Carbon disulfide	0.0013 U	0.0011 U	0.0013 U
Cyclohexane	0.001 U	0.00089 U	0.001 U
Isopropyl benzene	0.00044 U	0.00037 U	0.00043 U
Methyl acetate	0.0044 U	0.0037 U	0.0043 U
Methyl cyclohexane	0.0013 U	0.0011 U	0.0012 U
Methylene chloride	0.0016 U	0.0014 U	0.0016 U
Xylenes (total)	0.0012 U	0.001 U	0.0012 U
<b>PCBs (mg/kg)</b>			
Aroclor-1254 (PCB-1254)	0.16 U	<b>0.047 J</b>	0.031 U
Aroclor-1268 (PCB-1268)	0.15 U	0.027 U	0.029 U
Total PCBs	ND	<b>0.047 J</b>	ND
<b>General Chemistry (mg/kg)</b>			
Black carbon	-	<b>21000</b>	-
Sulfide (acid soluble)	-	7.1 U	-
Sulfide (acid soluble) (µmol/g)	-	0.22 U	-
Total organic carbon (TOC)	<b>66800</b>	<b>46300</b>	<b>49100</b>
Total solids (%)	-	<b>38.8</b>	-



**LEGEND**

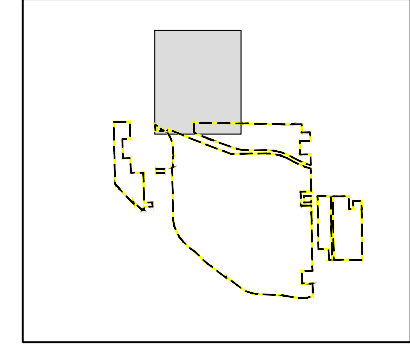
- PROPERTY BOUNDARY
- APPROXIMATE SEDIMENT SAMPLE LOCATION (INTER-FLUVE, INC - OCTOBER 30, 2015)
- APPROXIMATE SEDIMENT SAMPLE LOCATION (NORMANDEAU ASSOCIATES, INC. - MARCH 9 AND 10, 2016)

SAMPLE IDENTIFIER		UNITS
SS-3	03/10/2016	
	Deep (0.5-2 ft BGS)	
DATE SAMPLE COLLECTED		
SAMPLE DEPTH		
VOCs (mg/kg)	0.00075 U	
1,2,4-Trichlorobenzene	0.0011 U	
1,3,5-Trimethylbenzene	0.00057 U	
CONCENTRATION (1)		
PARAMETER		

- BOLD** VALUE DETECTED IN SEDIMENT
- NOT ANALYZED
- /- PARENT RESULTS/DUPLICATE RESULT
- U NOT DETECTED AT THE ASSOCIATED REPORTING LIMIT
- J ESTIMATE VALUE
- mg MILLIGRAM
- kg KILOGRAM
- ft BGS FEET BELOW GROUND SURFACE
- PCBs POLYCHLORINATED BIPHENYLS
- VOCs VOLATILE ORGANIC COMPOUNDS
- % PERCENT
- µMOL MICROMOLE
- g GRAM
- ND NOT DETECTED

NOTE:  
(1) VALUES ARE REPORTED AS mg/kg UNLESS OTHERWISE NOTED.

- SOURCES:
- IMAGERY PROVIDED BY NAIP IMAGERY OF WISCONSIN, 2015 - U.S. DEPARTMENT OF AGRICULTURE (USDA) FARM SERVICE AGENCY, AERIAL PHOTOGRAPHY FIELD OFFICE.
  - SEDIMENT SAMPLE LOCATIONS FROM MONTEREY DAM SEDIMENT ANALYSIS SEDIMENT ANALYSIS EXHIBIT, INTER-FLUVE, INC, DECEMBER 9, 2015.
  - SEDIMENT SAMPLE LOCATIONS FROM MARCH 9 AND 10, 2016 SURVEY, NORMANDEAU ASSOCIATES, INC.



KEY PLAN

SCALE VERIFICATION

THIS BAR MEASURES 1" ON ORIGINAL. ADJUST SCALE ACCORDINGLY.



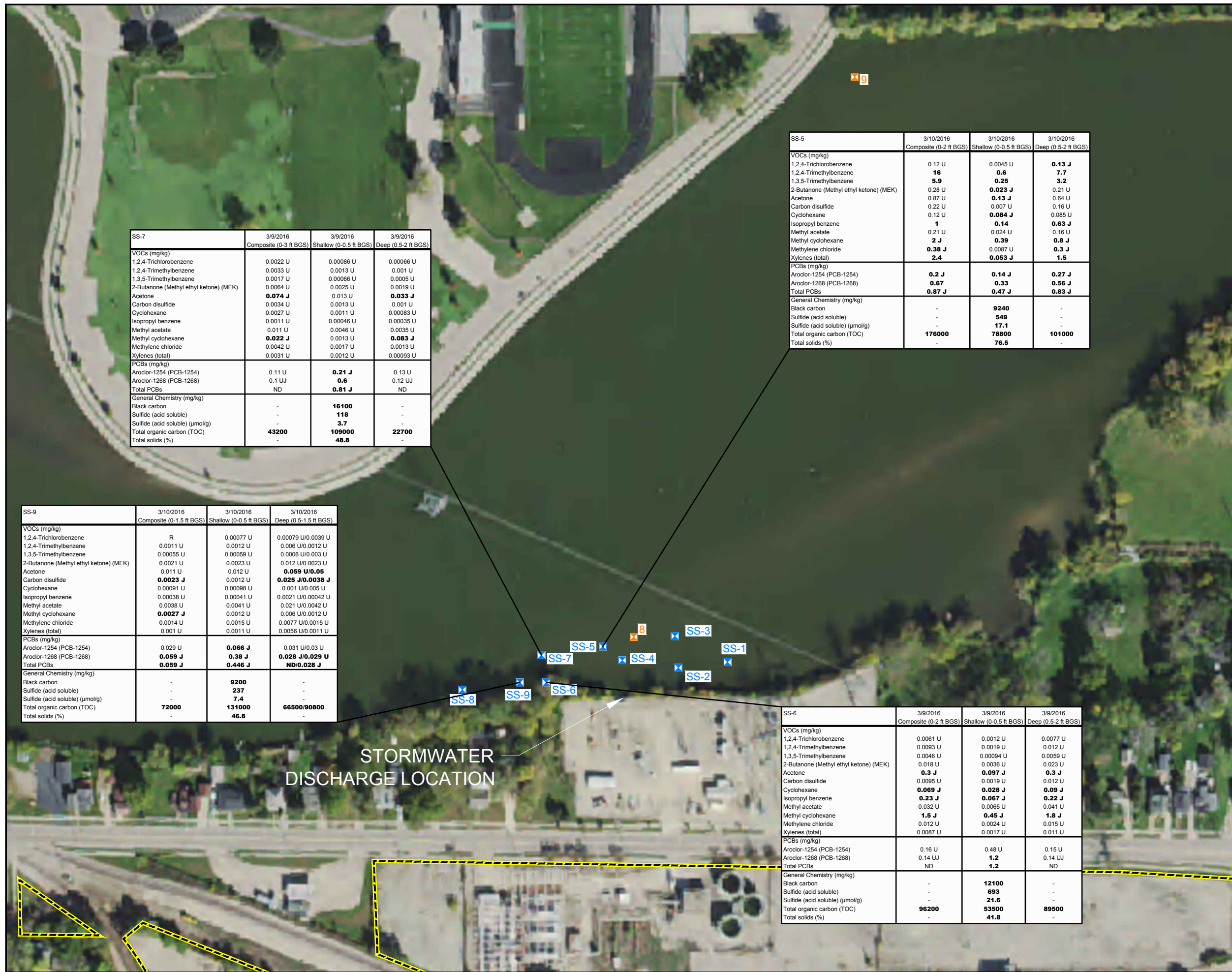
**GM JANESVILLE ASSEMBLY PLANT  
JANESVILLE, WISCONSIN**

**SEDIMENT INVESTIGATION DATA REPORT  
SUMMARY OF SEDIMENT ANALYTICAL RESULTS  
(VOCs, PCBs, AND GENERAL CHEMISTRY) - EAST**



Source Reference:

Project Manager: J. CHARLTON	Reviewed By: J. CHARLTON	Date: MAY 2016
Scale: AS SHOWN	Project No: 58505-01	Report No: 021
		Drawing No: figure 3.1



SS-7	3/9/2016		
	Composite (0-3 ft BGS)	Shallow (0-0.5 ft BGS)	Deep (0.5-2 ft BGS)
VOCs (mg/kg)			
1,2,4-Trichlorobenzene	0.0022 U	0.00086 U	0.00066 U
1,2,4-Trimethylbenzene	0.0033 U	0.0013 U	0.001 U
1,3,5-Trimethylbenzene	0.0017 U	0.00066 U	0.0005 U
2-Butanone (Methyl ethyl ketone) (MEK)	0.0064 U	0.0025 U	0.0019 U
Acetone	<b>0.074 J</b>	0.013 U	<b>0.033 J</b>
Carbon disulfide	0.0034 U	0.0013 U	0.001 U
Cyclohexane	0.0027 U	0.0011 U	0.00083 U
Isopropyl benzene	0.0011 U	0.00046 U	0.00035 U
Methyl acetate	0.011 U	0.0046 U	0.0035 U
Methyl cyclohexane	<b>0.022 J</b>	0.0013 U	<b>0.083 J</b>
Methylene chloride	0.0042 U	0.0017 U	0.0013 U
Xylenes (total)	0.0031 U	0.0012 U	0.00093 U
PCBs (mg/kg)			
Aroclor-1254 (PCB-1254)	0.11 U	<b>0.21 J</b>	0.13 U
Aroclor-1268 (PCB-1268)	0.1 U	<b>0.6</b>	0.12 U
Total PCBs	ND	<b>0.81 J</b>	ND
General Chemistry (mg/kg)			
Black carbon	-	<b>16100</b>	-
Sulfide (acid soluble)	-	<b>118</b>	-
Sulfide (acid soluble) (µmol/g)	-	<b>3.7</b>	-
Total organic carbon (TOC)	<b>43200</b>	<b>109000</b>	<b>22700</b>
Total solids (%)	-	<b>48.8</b>	-

SS-9	3/10/2016		
	Composite (0-1.5 ft BGS)	Shallow (0-0.5 ft BGS)	Deep (0.5-1.5 ft BGS)
VOCs (mg/kg)			
1,2,4-Trichlorobenzene	R	0.00077 U	0.00079 U/0.0039 U
1,2,4-Trimethylbenzene	0.0011 U	0.0012 U	0.006 U/0.0012 U
1,3,5-Trimethylbenzene	0.00055 U	0.00059 U	0.0006 U/0.003 U
2-Butanone (Methyl ethyl ketone) (MEK)	0.0021 U	0.0023 U	0.012 U/0.0023 U
Acetone	0.011 U	0.012 U	<b>0.059 U/0.05</b>
Carbon disulfide	<b>0.0023 J</b>	0.0012 U	<b>0.025 J/0.0038 J</b>
Cyclohexane	0.00091 U	0.00098 U	0.001 U/0.005 U
Isopropyl benzene	0.00038 U	0.00041 U	0.0021 U/0.0042 U
Methyl acetate	0.0038 U	0.0041 U	0.021 U/0.0042 U
Methyl cyclohexane	<b>0.0027 J</b>	0.0012 U	0.006 U/0.0012 U
Methylene chloride	0.0014 U	0.0015 U	0.0077 U/0.0015 U
Xylenes (total)	0.001 U	0.0011 U	0.0056 U/0.0011 U
PCBs (mg/kg)			
Aroclor-1254 (PCB-1254)	0.029 U	<b>0.066 J</b>	0.031 U/0.03 U
Aroclor-1268 (PCB-1268)	<b>0.059 J</b>	<b>0.38 J</b>	<b>0.028 J/0.029 U</b>
Total PCBs	<b>0.059 J</b>	<b>0.446 J</b>	<b>ND/0.028 J</b>
General Chemistry (mg/kg)			
Black carbon	-	<b>9200</b>	-
Sulfide (acid soluble)	-	<b>237</b>	-
Sulfide (acid soluble) (µmol/g)	-	<b>7.4</b>	-
Total organic carbon (TOC)	<b>72000</b>	<b>131000</b>	<b>66500/90800</b>
Total solids (%)	-	<b>46.8</b>	-

SS-5	3/10/2016		
	Composite (0-2 ft BGS)	Shallow (0-0.5 ft BGS)	Deep (0.5-2 ft BGS)
VOCs (mg/kg)			
1,2,4-Trichlorobenzene	0.12 U	0.0045 U	<b>0.13 J</b>
1,2,4-Trimethylbenzene	<b>16</b>	<b>0.6</b>	<b>7.7</b>
1,3,5-Trimethylbenzene	<b>5.9</b>	<b>0.25</b>	<b>3.2</b>
2-Butanone (Methyl ethyl ketone) (MEK)	0.28 U	<b>0.023 J</b>	0.21 U
Acetone	0.87 U	<b>0.13 J</b>	0.64 U
Carbon disulfide	0.22 U	0.007 U	0.16 U
Cyclohexane	0.12 U	<b>0.084 J</b>	0.085 U
Isopropyl benzene	<b>1</b>	<b>0.14</b>	<b>0.63 J</b>
Methyl acetate	0.21 U	0.024 U	0.16 U
Methyl cyclohexane	<b>2 J</b>	<b>0.39</b>	<b>0.8 J</b>
Methylene chloride	<b>0.38 J</b>	0.0087 U	<b>0.3 J</b>
Xylenes (total)	<b>2.4</b>	<b>0.053 J</b>	<b>1.5</b>
PCBs (mg/kg)			
Aroclor-1254 (PCB-1254)	<b>0.2 J</b>	<b>0.14 J</b>	<b>0.27 J</b>
Aroclor-1268 (PCB-1268)	<b>0.67</b>	<b>0.33</b>	<b>0.56 J</b>
Total PCBs	<b>0.87 J</b>	<b>0.47 J</b>	<b>0.83 J</b>
General Chemistry (mg/kg)			
Black carbon	-	<b>9240</b>	-
Sulfide (acid soluble)	-	<b>549</b>	-
Sulfide (acid soluble) (µmol/g)	-	<b>17.1</b>	-
Total organic carbon (TOC)	<b>176000</b>	<b>78800</b>	<b>101000</b>
Total solids (%)	-	<b>76.5</b>	-

SS-6	3/9/2016		
	Composite (0-2 ft BGS)	Shallow (0-0.5 ft BGS)	Deep (0.5-2 ft BGS)
VOCs (mg/kg)			
1,2,4-Trichlorobenzene	0.0061 U	0.0012 U	0.0077 U
1,2,4-Trimethylbenzene	0.0093 U	0.0019 U	0.012 U
1,3,5-Trimethylbenzene	0.0046 U	0.00094 U	0.0059 U
2-Butanone (Methyl ethyl ketone) (MEK)	0.018 U	0.0036 U	0.023 U
Acetone	<b>0.3 J</b>	<b>0.097 J</b>	<b>0.3 J</b>
Carbon disulfide	0.0095 U	0.0019 U	0.012 U
Cyclohexane	<b>0.069 J</b>	<b>0.028 J</b>	<b>0.09 J</b>
Isopropyl benzene	<b>0.23 J</b>	<b>0.067 J</b>	<b>0.22 J</b>
Methyl acetate	0.032 U	0.0065 U	0.041 U
Methyl cyclohexane	<b>1.5 J</b>	<b>0.45 J</b>	<b>1.8 J</b>
Methylene chloride	0.012 U	0.0024 U	0.015 U
Xylenes (total)	0.0087 U	0.0017 U	0.011 U
PCBs (mg/kg)			
Aroclor-1254 (PCB-1254)	0.16 U	0.48 U	0.15 U
Aroclor-1268 (PCB-1268)	0.14 U	<b>1.2</b>	0.14 U
Total PCBs	ND	<b>1.2</b>	ND
General Chemistry (mg/kg)			
Black carbon	-	<b>12100</b>	-
Sulfide (acid soluble)	-	<b>693</b>	-
Sulfide (acid soluble) (µmol/g)	-	<b>21.6</b>	-
Total organic carbon (TOC)	<b>96200</b>	<b>53500</b>	<b>89500</b>
Total solids (%)	-	<b>41.8</b>	-

**LEGEND**

- PROPERTY BOUNDARY
- 1 APPROXIMATE SEDIMENT SAMPLE LOCATION (INTER-FLUVE, INC - OCTOBER 30, 2015)
- SS-1 APPROXIMATE SEDIMENT SAMPLE LOCATION (NORMANDEAU ASSOCIATES, INC. - MARCH 9 AND 10, 2016)

SS-3	03/10/2016	Deep (0.5-2 ft BGS)
VOCs (mg/kg)		
1,2,4-Trichlorobenzene	0.00075 U	
1,2,4-Trimethylbenzene	0.0011 U	
1,3,5-Trimethylbenzene	0.00057 U	

SAMPLE IDENTIFIER  
 UNITS  
 DATE SAMPLE COLLECTED  
 SAMPLE DEPTH  
 CONCENTRATION (1)  
 PARAMETER

**BOLD** VALUE DETECTED IN SEDIMENT  
 - NOT ANALYZED  
 -/ PARENT RESULTS/DUPLICATE RESULT  
 U NOT DETECTED AT THE ASSOCIATED REPORTING LIMIT  
 J ESTIMATE VALUE  
 mg MILLOGRAM  
 kg KILOGRAM  
 ft BGS FEET BELOW GROUND SURFACE  
 PCBs POLYCHLORINATED BIPHENYLS  
 VOCs VOLATILE ORGANIC COMPOUNDS  
 % PERCENT  
 µMOL MICROMOLE  
 g GRAM  
 ND NOT DETECTED  
 R VALUE REJECTED

NOTE:  
(1) VALUES ARE REPORTED AS mg/kg UNLESS OTHERWISE NOTED.

SOURCES:

- IMAGERY PROVIDED BY NAIP IMAGERY OF WISCONSIN, 2015 - U.S. DEPARTMENT OF AGRICULTURE (USDA) FARM SERVICE AGENCY, AERIAL PHOTOGRAPHY FIELD OFFICE.
- SEDIMENT SAMPLE LOCATIONS FROM MONTEREY DAM SEDIMENT ANALYSIS SEDIMENT ANALYSIS EXHIBIT, INTER-FLUVE, INC, DECEMBER 9, 2015.
- SEDIMENT SAMPLE LOCATIONS FROM MARCH 9 AND 10, 2016 SURVEY, NORMANDEAU ASSOCIATES, INC.

**KEY PLAN**

**SCALE VERIFICATION**

THIS BAR MEASURES 1" ON ORIGINAL. ADJUST SCALE ACCORDINGLY.

**GM JANESVILLE ASSEMBLY PLANT**  
**JANESVILLE, WISCONSIN**

**SEDIMENT INVESTIGATION DATA REPORT**

**SUMMARY OF SEDIMENT ANALYTICAL RESULTS**  
**(VOCs, PCBs, AND GENERAL CHEMISTRY) - WEST**

Source Reference:

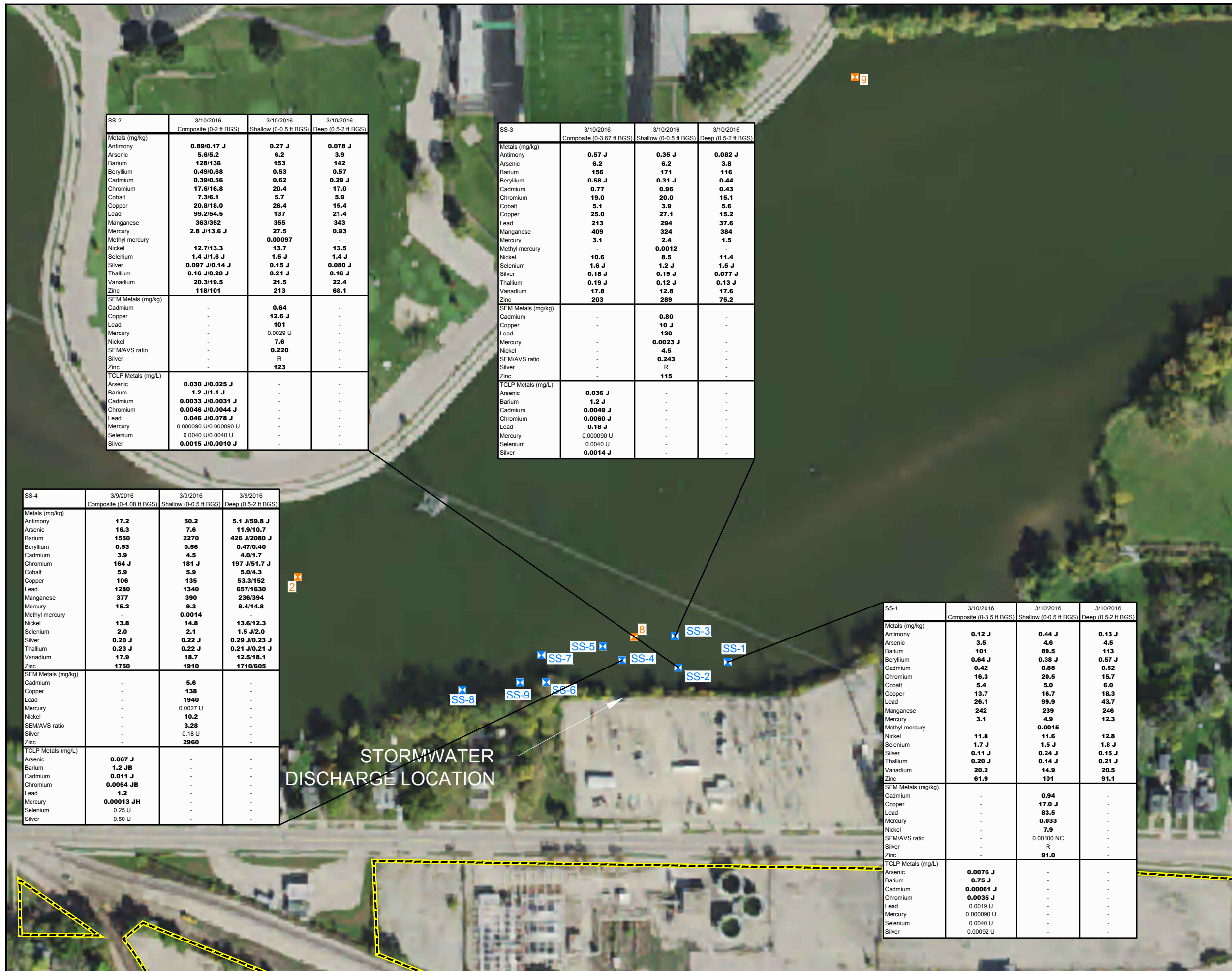
Project Manager: J. CHARLTON	Reviewed By: J. CHARLTON	Date: MAY 2016
Scale: AS SHOWN	Project N°: 58505-01	Report N°: 021
		Drawing N°: figure 3.2

58505-01(021)GN-WA006 MAY 24, 2016







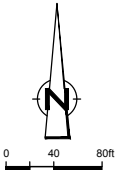


SS-2	3/10/2016 Composite (0-2 ft BGS)	3/10/2016 Shallow (0-0.5 ft BGS)	3/10/2016 Deep (0.5-2 ft BGS)
Metals (mg/kg)			
Antimony	0.89/0.17 J	0.27 J	0.078 J
Arsenic	5.6/5.2	6.2	3.9
Barium	128/136	153	142
Beryllium	0.49/0.68	0.53	0.57
Cadmium	0.39/0.56	0.62	0.29 J
Chromium	17.6/16.8	20.4	17.0
Cobalt	7.3/6.1	5.7	5.9
Copper	20.8/18.0	26.4	15.4
Lead	99.2/54.5	137	21.4
Manganese	363/352	355	343
Mercury	2.8 J/13.6 J	27.5	0.93
Methyl mercury	-	0.00097	-
Nickel	12.7/13.3	13.7	13.5
Selenium	1.4 J/1.6 J	1.5 J	1.4 J
Silver	0.097 J/0.14 J	0.15 J	0.080 J
Thallium	0.16 J/0.20 J	0.21 J	0.16 J
Vanadium	20.3/19.5	21.5	22.4
Zinc	118/101	213	68.1
SEM Metals (mg/kg)			
Cadmium	-	0.64	-
Copper	-	12.6 J	-
Lead	-	101	-
Mercury	-	0.0029 U	-
Nickel	-	7.6	-
SEM/AVS ratio	-	0.220	-
Silver	-	R	-
Zinc	-	123	-
TCLP Metals (mg/L)			
Arsenic	0.030 J/0.025 J	-	-
Barium	1.2 J/1.1 J	-	-
Cadmium	0.0033 J/0.0031 J	-	-
Chromium	0.0046 J/0.0044 J	-	-
Lead	0.046 J/0.078 J	-	-
Mercury	0.000090 U/0.000090 U	-	-
Selenium	0.0040 U/0.0040 U	-	-
Silver	0.0015 J/0.0010 J	-	-

SS-3	3/10/2016 Composite (0-3.67 ft BGS)	3/10/2016 Shallow (0-0.5 ft BGS)	3/10/2016 Deep (0.5-2 ft BGS)
Metals (mg/kg)			
Antimony	0.57 J	0.35 J	0.082 J
Arsenic	6.2	6.2	3.8
Barium	156	171	116
Beryllium	0.58 J	0.31 J	0.44
Cadmium	0.77	0.96	0.43
Chromium	19.0	20.0	15.1
Cobalt	5.1	3.9	5.6
Copper	25.0	27.1	15.2
Lead	213	294	37.6
Manganese	409	324	384
Mercury	3.1	2.4	1.5
Methyl mercury	-	0.0012	-
Nickel	10.6	8.5	11.4
Selenium	1.6 J	1.2 J	1.5 J
Silver	0.18 J	0.19 J	0.077 J
Thallium	0.19 J	0.12 J	0.13 J
Vanadium	17.8	12.8	17.6
Zinc	203	289	75.2
SEM Metals (mg/kg)			
Cadmium	-	0.80	-
Copper	-	10 J	-
Lead	-	120	-
Mercury	-	0.0023 J	-
Nickel	-	4.5	-
SEM/AVS ratio	-	0.243	-
Silver	-	R	-
Zinc	-	115	-
TCLP Metals (mg/L)			
Arsenic	0.036 J	-	-
Barium	1.2 J	-	-
Cadmium	0.0049 J	-	-
Chromium	0.0060 J	-	-
Lead	0.18 J	-	-
Mercury	0.000090 U	-	-
Selenium	0.0040 U	-	-
Silver	0.0014 J	-	-

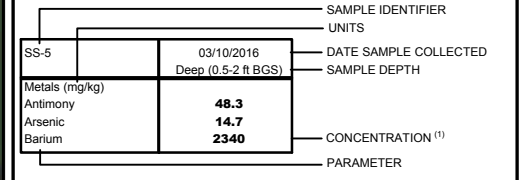
SS-4	3/9/2016 Composite (0-4.08 ft BGS)	3/9/2016 Shallow (0-0.5 ft BGS)	3/9/2016 Deep (0.5-2 ft BGS)
Metals (mg/kg)			
Antimony	17.2	50.2	5.1 J/59.8 J
Arsenic	16.3	7.6	11.9/10.7
Barium	1550	2270	426 J/2080 J
Beryllium	0.53	0.56	0.47/0.40
Cadmium	3.9	4.5	4.0/1.7
Chromium	164 J	181 J	197 J/51.7 J
Cobalt	5.9	5.9	5.0/4.3
Copper	106	135	53.3/152
Lead	1280	1340	657/1630
Manganese	377	390	236/394
Mercury	15.2	9.3	8.4/14.8
Methyl mercury	-	0.0014	-
Nickel	13.8	14.8	13.6/12.3
Selenium	2.0	2.1	1.5 J/2.0
Silver	0.20 J	0.22 J	0.29 J/0.23 J
Thallium	0.23 J	0.22 J	0.21 J/0.21 J
Vanadium	17.9	18.7	12.5/18.1
Zinc	1750	1910	1710/605
SEM Metals (mg/kg)			
Cadmium	-	5.6	-
Copper	-	138	-
Lead	-	1940	-
Mercury	-	0.0027 U	-
Nickel	-	10.2	-
SEM/AVS ratio	-	3.28	-
Silver	-	0.18 U	-
Zinc	-	2960	-
TCLP Metals (mg/L)			
Arsenic	0.067 J	-	-
Barium	1.2 JB	-	-
Cadmium	0.011 J	-	-
Chromium	0.0054 JB	-	-
Lead	1.2	-	-
Mercury	0.00013 JH	-	-
Selenium	0.25 U	-	-
Silver	0.50 U	-	-

SS-1	3/10/2016 Composite (0-3.5 ft BGS)	3/10/2016 Shallow (0-0.5 ft BGS)	3/10/2016 Deep (0.5-2 ft BGS)
Metals (mg/kg)			
Antimony	0.12 J	0.44 J	0.13 J
Arsenic	3.5	4.6	4.5
Barium	101	89.5	113
Beryllium	0.64 J	0.38 J	0.57 J
Cadmium	0.42	0.88	0.52
Chromium	16.3	20.5	15.7
Cobalt	5.4	5.0	6.0
Copper	13.7	16.7	18.3
Lead	26.1	99.9	43.7
Manganese	242	239	246
Mercury	3.1	4.9	12.3
Methyl mercury	-	0.0015	-
Nickel	11.8	11.6	12.8
Selenium	1.7 J	1.5 J	1.8 J
Silver	0.11 J	0.24 J	0.15 J
Thallium	0.20 J	0.14 J	0.21 J
Vanadium	20.2	14.9	20.5
Zinc	61.9	101	91.1
SEM Metals (mg/kg)			
Cadmium	-	0.94	-
Copper	-	17.0 J	-
Lead	-	83.5	-
Mercury	-	0.033	-
Nickel	-	7.9	-
SEM/AVS ratio	-	0.00100 NC	-
Silver	-	R	-
Zinc	-	91.0	-
TCLP Metals (mg/L)			
Arsenic	0.0076 J	-	-
Barium	0.75 J	-	-
Cadmium	0.00061 J	-	-
Chromium	0.0035 J	-	-
Lead	0.0019 U	-	-
Mercury	0.000090 U	-	-
Selenium	0.0040 U	-	-
Silver	0.00092 U	-	-



LEGEND

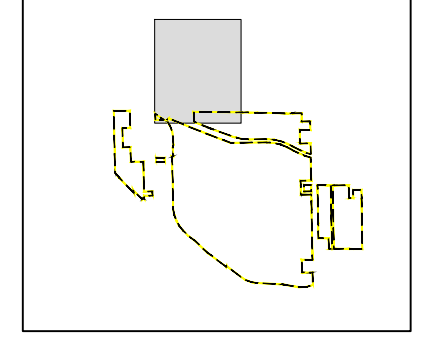
- PROPERTY BOUNDARY
- 1 APPROXIMATE SEDIMENT SAMPLE LOCATION (INTER-FLUVE, INC - OCTOBER 30, 2015)
- SS-1 APPROXIMATE SEDIMENT SAMPLE LOCATION (NORMANDEAU ASSOCIATES, INC. - MARCH 9 AND 10, 2016)



**BOLD** VALUE DETECTED IN SEDIMENT  
 -/- NOT ANALYZED  
 -/- PARENT RESULTS/DUPLICATE RESULT  
 SVOC SEMI-VOLATILE ORGANIC COMPOUNDS  
 U NOT DETECTED AT THE ASSOCIATED REPORTING LIMIT  
 J ESTIMATE VALUE  
 SEM SIMULTANEOUSLY EXTRACTED METALS  
 TCLP TOXICITY CHARACTERISTIC LEACHING PROCEDURE  
 L LITRE  
 R VALUE REJECTED  
 mg MILLOGRAM  
 kg KILLOGRAM  
 NC NOT CALCULATED  
 H DUE TO LABORATORY LOGIN OVERSIGHT THE FOLLOWING SAMPLE WAS REQUESTED OUTSIDE OF PREPARATION HOLDING TIME

NOTE:  
 (1) VALUES ARE REPORTED AS mg/kg UNLESS OTHERWISE NOTED.

SOURCES:  
 • IMAGERY PROVIDED BY NAIP IMAGERY OF WISCONSIN, 2015 - U.S. DEPARTMENT OF AGRICULTURE (USDA) FARM SERVICE AGENCY, AERIAL PHOTOGRAPHY FIELD OFFICE.  
 • SEDIMENT SAMPLE LOCATIONS FROM MONTEREY DAM SEDIMENT ANALYSIS SEDIMENT ANALYSIS EXHIBIT, INTER-FLUVE, INC, DECEMBER 9, 2015.  
 • SEDIMENT SAMPLE LOCATIONS FROM MARCH 9 AND 10, 2016 SURVEY, NORMANDEAU ASSOCIATES, INC.



KEY PLAN

SCALE VERIFICATION

THIS BAR MEASURES 1" ON ORIGINAL. ADJUST SCALE ACCORDINGLY.

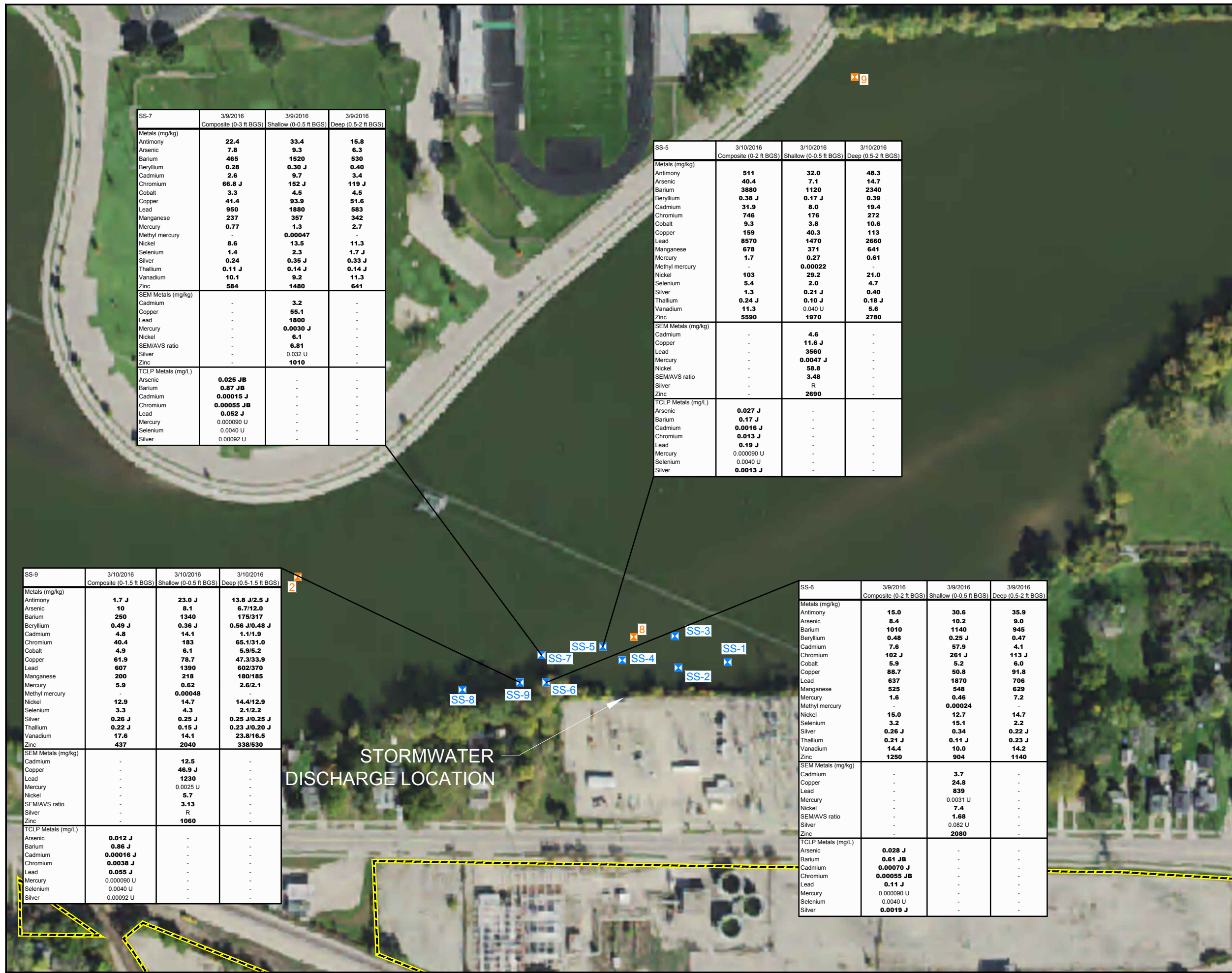
GM JANESVILLE ASSEMBLY PLANT  
 JANESVILLE, WISCONSIN

SEDIMENT INVESTIGATION DATA REPORT

SUMMARY OF SEDIMENT ANALYTICAL RESULTS  
 (METALS AND TCLP METALS) - EAST



Source Reference:			
Project Manager:	Reviewed By:	Date:	
J. CHARLTON	J. CHARLTON	MAY 2016	
Scale:	Project N°:	Report N°:	Drawing N°:
AS SHOWN	58505-01	021	figure 3.5

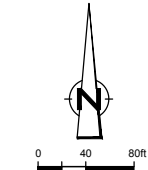


SS-7	3/9/2016 Composite (0-3 ft BGS)	3/9/2016 Shallow (0-0.5 ft BGS)	3/9/2016 Deep (0.5-2 ft BGS)
<b>Metals (mg/kg)</b>			
Antimony	22.4	33.4	15.8
Arsenic	7.8	9.3	6.3
Barium	465	1520	530
Beryllium	0.28	0.30 J	0.40
Cadmium	2.6	9.7	3.4
Chromium	66.8 J	152 J	119 J
Cobalt	3.3	4.5	4.5
Copper	41.4	93.9	51.6
Lead	950	1880	583
Manganese	237	357	342
Mercury	0.77	1.3	2.7
Methyl mercury	-	0.00047	-
Nickel	8.6	13.5	11.3
Selenium	1.4	2.3	1.7 J
Silver	0.24	0.35 J	0.33 J
Thallium	0.11 J	0.14 J	0.14 J
Vanadium	10.1	9.2	11.3
Zinc	584	1480	641
<b>SEM Metals (mg/kg)</b>			
Cadmium	-	3.2	-
Copper	-	55.1	-
Lead	-	1800	-
Mercury	-	0.0030 J	-
Nickel	-	6.1	-
SEM/AVS ratio	-	6.81	-
Silver	-	0.032 U	-
Zinc	-	1010	-
<b>TCLP Metals (mg/L)</b>			
Arsenic	0.025 JB	-	-
Barium	0.87 JB	-	-
Cadmium	0.00015 J	-	-
Chromium	0.00055 JB	-	-
Lead	0.052 J	-	-
Mercury	0.000090 U	-	-
Selenium	0.0040 U	-	-
Silver	0.00092 U	-	-

SS-5	3/10/2016 Composite (0-2 ft BGS)	3/10/2016 Shallow (0-0.5 ft BGS)	3/10/2016 Deep (0.5-2 ft BGS)
<b>Metals (mg/kg)</b>			
Antimony	511	32.0	48.3
Arsenic	40.4	7.1	14.7
Barium	3880	1120	2340
Beryllium	0.38 J	0.17 J	0.39
Cadmium	31.9	8.0	19.4
Chromium	746	176	272
Cobalt	9.3	3.8	10.6
Copper	159	40.3	113
Lead	8570	1470	2660
Manganese	678	371	641
Mercury	1.7	0.27	0.61
Methyl mercury	-	0.00022	-
Nickel	103	29.2	21.0
Selenium	5.4	2.0	4.7
Silver	1.3	0.21 J	0.40
Thallium	0.24 J	0.10 J	0.18 J
Vanadium	11.3	0.040 U	5.6
Zinc	5590	1970	2780
<b>SEM Metals (mg/kg)</b>			
Cadmium	-	4.6	-
Copper	-	11.6 J	-
Lead	-	3560	-
Mercury	-	0.0047 J	-
Nickel	-	58.8	-
SEM/AVS ratio	-	3.48	-
Silver	-	R	-
Zinc	-	2690	-
<b>TCLP Metals (mg/L)</b>			
Arsenic	0.027 J	-	-
Barium	0.17 J	-	-
Cadmium	0.0016 J	-	-
Chromium	0.013 J	-	-
Lead	0.19 J	-	-
Mercury	0.000090 U	-	-
Selenium	0.0040 U	-	-
Silver	0.0013 J	-	-

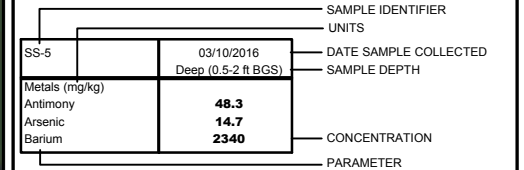
SS-9	3/10/2016 Composite (0-1.5 ft BGS)	3/10/2016 Shallow (0-0.5 ft BGS)	3/10/2016 Deep (0.5-1.5 ft BGS)
<b>Metals (mg/kg)</b>			
Antimony	1.7 J	23.0 J	13.8 J/2.5 J
Arsenic	10	8.1	6.7/12.0
Barium	250	1340	175/317
Beryllium	0.49 J	0.36 J	0.56 J/0.48 J
Cadmium	4.8	14.1	1.1/1.9
Chromium	40.4	183	65.1/31.0
Cobalt	4.9	6.1	5.9/5.2
Copper	61.9	78.7	47.3/33.9
Lead	607	1390	602/370
Manganese	200	218	180/185
Mercury	5.9	0.62	2.6/2.1
Methyl mercury	-	0.00048	-
Nickel	12.9	14.7	14.4/12.9
Selenium	3.3	4.3	2.1/2.2
Silver	0.26 J	0.25 J	0.25 J/0.25 J
Thallium	0.22 J	0.15 J	0.23 J/0.20 J
Vanadium	17.6	14.1	23.8/16.5
Zinc	437	2040	338/530
<b>SEM Metals (mg/kg)</b>			
Cadmium	-	12.5	-
Copper	-	46.9 J	-
Lead	-	1230	-
Mercury	-	0.0025 U	-
Nickel	-	5.7	-
SEM/AVS ratio	-	3.13	-
Silver	-	R	-
Zinc	-	1060	-
<b>TCLP Metals (mg/L)</b>			
Arsenic	0.012 J	-	-
Barium	0.86 J	-	-
Cadmium	0.00016 J	-	-
Chromium	0.0038 J	-	-
Lead	0.055 J	-	-
Mercury	0.000090 U	-	-
Selenium	0.0040 U	-	-
Silver	0.00092 U	-	-

SS-6	3/9/2016 Composite (0-2 ft BGS)	3/9/2016 Shallow (0-0.5 ft BGS)	3/9/2016 Deep (0.5-2 ft BGS)
<b>Metals (mg/kg)</b>			
Antimony	15.0	30.6	35.9
Arsenic	8.4	10.2	9.0
Barium	1010	1140	945
Beryllium	0.48	0.25 J	0.47
Cadmium	7.6	57.9	4.1
Chromium	102 J	261 J	113 J
Cobalt	5.9	5.2	6.0
Copper	88.7	50.8	91.8
Lead	637	1870	706
Manganese	525	548	629
Mercury	1.6	0.46	7.2
Methyl mercury	-	0.00024	-
Nickel	15.0	12.7	14.7
Selenium	3.2	15.1	2.2
Silver	0.26 J	0.34	0.22 J
Thallium	0.21 J	0.11 J	0.23 J
Vanadium	14.4	10.0	14.2
Zinc	1250	904	1140
<b>SEM Metals (mg/kg)</b>			
Cadmium	-	3.7	-
Copper	-	24.8	-
Lead	-	839	-
Mercury	-	0.0031 U	-
Nickel	-	7.4	-
SEM/AVS ratio	-	1.68	-
Silver	-	0.082 U	-
Zinc	-	2080	-
<b>TCLP Metals (mg/L)</b>			
Arsenic	0.028 J	-	-
Barium	0.61 JB	-	-
Cadmium	0.00070 J	-	-
Chromium	0.00055 JB	-	-
Lead	0.11 J	-	-
Mercury	0.000090 U	-	-
Selenium	0.0040 U	-	-
Silver	0.0019 J	-	-



**LEGEND**

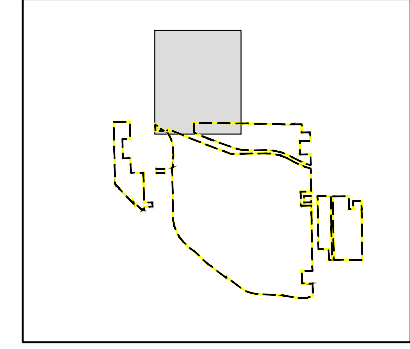
- PROPERTY BOUNDARY
- APPROXIMATE SEDIMENT SAMPLE LOCATION (INTER-FLUVE, INC - OCTOBER 30, 2015)
- APPROXIMATE SEDIMENT SAMPLE LOCATION (NORMANDEAU ASSOCIATES, INC. - MARCH 9 AND 10, 2016)



- BOLD** VALUE DETECTED IN SEDIMENT
- NOT ANALYZED
- /- PARENT RESULTS/DUPLICATE RESULT
- SVOC SEMI-VOLATILE ORGANIC COMPOUNDS
- U NOT DETECTED AT THE ASSOCIATED REPORTING LIMIT
- J ESTIMATE VALUE
- SEM SIMULTANEOUSLY EXTRACTED METALS
- TCLP TOXICITY CHARACTERISTIC LEACHING PROCEDURE
- L LITRE
- µMOL MICROMOLE
- g GRAM
- R VALUE REJECTED
- mg MILLIGRAM
- kg KILLOGRAM
- B COMPOUND WAS FOUND IN THE BLANK AND SAMPLE

NOTE:  
(1) VALUES ARE REPORTED AS mg/kg UNLESS OTHERWISE NOTED.

- SOURCES:
- IMAGERY PROVIDED BY NAIP IMAGERY OF WISCONSIN, 2015 - U.S. DEPARTMENT OF AGRICULTURE (USDA) FARM SERVICE AGENCY, AERIAL PHOTOGRAPHY FIELD OFFICE.
  - SEDIMENT SAMPLE LOCATIONS FROM MONTEREY DAM SEDIMENT ANALYSIS SEDIMENT ANALYSIS EXHIBIT, INTER-FLUVE, INC, DECEMBER 9, 2015.
  - SEDIMENT SAMPLE LOCATIONS FROM MARCH 9 AND 10, 2016 SURVEY, NORMANDEAU ASSOCIATES, INC.



KEY PLAN

**SCALE VERIFICATION**

THIS BAR MEASURES 1" ON ORIGINAL. ADJUST SCALE ACCORDINGLY.



**GM JANESVILLE ASSEMBLY PLANT  
JANESVILLE, WISCONSIN**

**SEDIMENT INVESTIGATION DATA REPORT**

**SUMMARY OF SEDIMENT ANALYTICAL RESULTS  
(METALS AND TCLP METALS) - WEST**



Source Reference:

Project Manager: J. CHARLTON	Reviewed By: J. CHARLTON	Date: MAY 2016
Scale: AS SHOWN	Project No: 58505-01	Report No: 021 Drawing No: figure 3.6

**Table 2.1**  
**Field Sample Key**  
**Sediment Investigation Data Report**  
**GM Janesville Assembly Plant**  
**Janesville, Wisconsin**

Sample Identification	Sample Location	Date	Time	Matrix	Water Surface Elevation (NAVD 88)	Water Depth (ft)	Sample Depth (ft)	PID Reading (ppm)	Depth to Gravel (ft)	Parameters	Sample Description
SE-030916-JN-001	SS-6	3/9/2016	12:45	Sediment	761.728	5.4	0 - 0.5	16	2.3	TCL VOCs + TMB, TCL SVOCs, TAL Metals, PCBs, Alkylated PAHs, AVS, SEM Metals, methylmercury, TOC, black carbon	Stormwater Discharge Sediment Investigation
SE-030916-JN-002	SS-6	3/9/2016	12:55	Sediment	761.728	5.4	0.5 - 2	22	2.3	TCL VOCs + TMB, TCL SVOCs, TAL Metals, PCBs, TOC	Stormwater Discharge Sediment Investigation
SE-030916-JN-003	SS-6	3/9/2016	13:10	Sediment	761.728	5.4	0 - 2	16	2.3	TCL VOCs + TMB, TCL SVOCs, TAL Metals, PCBs, TOC, TCLP Metals	Stormwater Discharge Sediment Investigation
SE-030916-JN-004	SS-7	3/9/2016	14:25	Sediment	761.572	7.7	0 - 0.5	0	2.8	TCL VOCs + TMB, TCL SVOCs, TAL Metals, PCBs, Alkylated PAHs, AVS, SEM Metals, methylmercury, TOC, black carbon	Stormwater Discharge Sediment Investigation
SE-030916-JN-005	SS-7	3/9/2016	14:35	Sediment	761.572	7.7	0.5 - 2	0	2.8	TCL VOCs + TMB, TCL SVOCs, TAL Metals, PCBs, TOC	Stormwater Discharge Sediment Investigation
SE-030916-JN-006	SS-7	3/9/2016	14:45	Sediment	761.572	7.7	0 - 3	0	2.8	TCL VOCs + TMB, TCL SVOCs, TAL Metals, PCBs, TOC, TCLP Metals	Stormwater Discharge Sediment Investigation
SE-030916-JN-007	SS-4	3/9/2016	15:45	Sediment	761.613	3.3	0 - 0.5	88	4	TCL VOCs + TMB, TCL SVOCs, TAL Metals, PCBs, Alkylated PAHs, AVS, SEM Metals, methylmercury, TOC, black carbon	Stormwater Discharge Sediment Investigation
SE-030916-JN-008	SS-4	3/9/2016	15:50	Sediment	761.613	3.3	0.5 - 2	162	4	TCL VOCs + TMB, TCL SVOCs, TAL Metals, PCBs, TOC	Stormwater Discharge Sediment Investigation
SE-030916-JN-009	SS-4	3/9/2016	15:55	Sediment	761.613	3.3	0.5 - 2	162	4	TCL VOCs + TMB, TCL SVOCs, TAL Metals, PCBs, TOC	Stormwater Discharge Sediment Investigation
SE-030916-JN-010	SS-4	3/9/2016	16:00	Sediment	761.613	3.3	0 - 4.08	88	4	TCL VOCs + TMB, TCL SVOCs, TAL Metals, PCBs, TOC, TCLP Metals	Stormwater Discharge Sediment Investigation
SE-031016-JN-011	SS-5	3/10/2016	9:35	Sediment	761.596	4.1	0 - 0.5	18	4.5	TCL VOCs + TMB, TCL SVOCs, TAL Metals, PCBs, Alkylated PAHs, AVS, SEM Metals, methylmercury, TOC, black carbon	Stormwater Discharge Sediment Investigation
SE-031016-JN-012	SS-5	3/10/2016	9:40	Sediment	761.596	4.1	0.5 - 2	28	4.5	TCL VOCs + TMB, TCL SVOCs, TAL Metals, PCBs, TOC	Stormwater Discharge Sediment Investigation
SE-031016-JN-013	SS-5	3/10/2016	9:45	Sediment	761.596	4.1	0 - 2	18	4.5	TCL VOCs + TMB, TCL SVOCs, TAL Metals, PCBs, TOC, TCLP Metals	Stormwater Discharge Sediment Investigation
SE-031016-JN-014	SS-2	3/10/2016	10:35	Sediment	761.691	4.2	0 - 0.5	28	2	TCL VOCs + TMB, TCL SVOCs, TAL Metals, PCBs, Alkylated PAHs, AVS, SEM Metals, methylmercury, TOC, black carbon	Stormwater Discharge Sediment Investigation
SE-031016-JN-015	SS-2	3/10/2016	10:40	Sediment	761.691	4.2	0.5 - 2	0	3	TCL VOCs + TMB, TCL SVOCs, TAL Metals, PCBs, TOC	Stormwater Discharge Sediment Investigation
SE-031016-JN-016	SS-2	3/10/2016	10:45	Sediment	761.691	4.2	0 - 2	28	3	TCL VOCs + TMB, TCL SVOCs, TAL Metals, PCBs, TOC, TCLP Metals	Stormwater Discharge Sediment Investigation
SE-031016-JN-017	SS-2	3/10/2016	10:50	Sediment	761.691	4.2	0 - 2	28	3	TCL VOCs + TMB, TCL SVOCs, TAL Metals, PCBs, TOC, TCLP Metals	Stormwater Discharge Sediment Investigation
SE-031016-JN-018	SS-3	3/10/2016	11:40	Sediment	761.679	4.5	0 - 0.5	150	3	TCL VOCs + TMB, TCL SVOCs, TAL Metals, PCBs, Alkylated PAHs, AVS, SEM Metals, methylmercury, TOC, black carbon	Stormwater Discharge Sediment Investigation
SE-031016-JN-019	SS-3	3/10/2016	11:45	Sediment	761.679	4.5	0.5 - 2	7	3	TCL VOCs + TMB, TCL SVOCs, TAL Metals, PCBs, TOC	Stormwater Discharge Sediment Investigation
SE-031016-JN-020	SS-3	3/10/2016	11:50	Sediment	761.679	4.5	0 - 3.67	150	3	TCL VOCs + TMB, TCL SVOCs, TAL Metals, PCBs, TOC, TCLP Metals	Stormwater Discharge Sediment Investigation
SE-031016-JN-021	SS-1	3/10/2016	12:50	Sediment	761.671	4.1	0 - 0.5	0	3.5	TCL VOCs + TMB, TCL SVOCs, TAL Metals, PCBs, Alkylated PAHs, AVS, SEM Metals, methylmercury, TOC, black carbon	Stormwater Discharge Sediment Investigation
SE-031016-JN-022	SS-1	3/10/2016	12:55	Sediment	761.671	4.1	0.5 - 2	0	3.5	TCL VOCs + TMB, TCL SVOCs, TAL Metals, PCBs, TOC	Stormwater Discharge Sediment Investigation
SE-031016-JN-023	SS-1	3/10/2016	13:00	Sediment	761.671	4.1	0 - 3.5	0	3.5	TCL VOCs + TMB, TCL SVOCs, TAL Metals, PCBs, TOC, TCLP Metals	Stormwater Discharge Sediment Investigation

**Table 2.1**  
**Field Sample Key**  
**Sediment Investigation Data Report**  
**GM Janesville Assembly Plant**  
**Janesville, Wisconsin**

Sample Identification	Sample Location	Date	Time	Matrix	Water Surface Elevation (NAVD 88)	Water Depth (ft)	Sample Depth (ft)	PID Reading (ppm)	Depth to Gravel (ft)	Parameters	Sample Description
SE-031016-JN-024	SS-9	3/10/2016	14:05	Sediment	761.607	6.9	0 - 0.5	0	1.5	TCL VOCs + TMB, TCL SVOCs, TAL Metals, PCBs, Alkylated PAHs, AVS, SEM Metals, methylmercury, TOC, black carbon	Stormwater Discharge Sediment Investigation
SE-031016-JN-025	SS-9	3/10/2016	14:10	Sediment	761.607	6.9	0.5 - 1.5	0	1.5	TCL VOCs + TMB, TCL SVOCs, TAL Metals, PCBs, TOC	Stormwater Discharge Sediment Investigation
SE-031016-JN-026	SS-9	3/10/2016	14:15	Sediment	761.607	6.9	0.5 - 1.5	0	1.5	TCL VOCs + TMB, TCL SVOCs, TAL Metals, PCBs, TOC	Stormwater Discharge Sediment Investigation
SE-031016-JN-027	SS-9	3/10/2016	14:20	Sediment	761.607	6.9	0 - 1.5	0	1.5	TCL VOCs + TMB, TCL SVOCs, TAL Metals, PCBs, TOC, TCLP Metals	Stormwater Discharge Sediment Investigation
TB-031016-JN-001	Trip Blank	3/10/2016	8:00	NA	NA	NA	NA	NA	NA	TCL VOCs + TMB	QA/QC

## Notes:

AVS - Acid-volatile sulfide  
ft - Feet  
NA - Not applicable  
NAVD 88 - North American vertical datum of 1988  
PAHs - Polycyclic aromatic hydrocarbons  
PCBs - Polychlorinated biphenyls  
PID - Photoionization detector  
ppm - Parts per million  
QA/QC - Quality assurance/quality control  
SEM - Simultaneously extracted metals  
SVOCs - Semi volatile organic compounds  
TAL - Target analyte list  
TCL - Target compound list  
TCLP - Toxicity characteristic leaching procedure  
TMB - Trimethylbenzene  
TOC - Total organic carbon  
VOCs - Volatile organic compounds

Table 3.1

Summary of Sediment Analytical Results
Sediment Investigation Data Report
GM Janesville Assembly Plant
Janesville, Wisconsin

Sample Location:
Sample Identification:
Sample Date:
Sample Depth:
Sample Type:
Photoionization Detector (PID) Reading (ppm) (1)

Table with columns for Parameters, Units, Sediment Screening Criteria (Sed), WDNR Criteria, Toxicity Characteristic Leaching Procedure (TCLP) Criteria, Regulatory Level, and 16 sample locations (SS-1 to SS-4) with various depths (Shallow, Composite, Deep, Duplicate). Rows include Volatile Organic Compounds (VOCs) and Semi-Volatile Organic Compounds (SVOCs).







Table 3.1

Summary of Sediment Analytical Results  
Sediment Investigation Data Report  
GM Janesville Assembly Plant  
Janesville, Wisconsin

Parameters Units	Sediment Screening Criteria (Sed) <sup>(2)</sup>				Toxicity Characteristic Leaching Procedure (TCLP) Criteria <sup>(3)</sup>																			
	WDNR Criteria <sup>(4)</sup>				Regulatory Level <sup>(5)</sup>																			
	Sediment TEC <sup>(6)</sup>	Sediment MEC <sup>(6)</sup>	Sediment PEC <sup>(6)</sup>	TCLP																				
Photoionization Detector (PID) Reading (ppm) <sup>(1)</sup>																								
					SS-1 SE-031016-JN-021 3/10/2016 (0-0.5) ft BGS Shallow	SS-1 SE-031016-JN-023 3/10/2016 (0-3.5) ft BGS Composite	SS-1 SE-031016-JN-022 3/10/2016 (0.5-2) ft BGS Deep	SS-2 SE-031016-JN-014 3/10/2016 (0-0.5) ft BGS Shallow	SS-2 SE-031016-JN-016 3/10/2016 (0-2) ft BGS Composite	SS-2 SE-031016-JN-017 3/10/2016 (0-2) ft BGS Duplicate	SS-2 SE-031016-JN-015 3/10/2016 (0.5-2) ft BGS Deep	SS-3 SE-031016-JN-018 3/10/2016 (0-0.5) ft BGS Shallow	SS-3 SE-031016-JN-020 3/10/2016 (0-3.67) ft BGS Composite	SS-3 SE-031016-JN-019 3/10/2016 (0.5-2) ft BGS Deep	SS-4 SE-030916-JN-007 3/9/2016 (0-0.5) ft BGS Shallow	SS-4 SE-030916-JN-010 3/9/2016 (0-4.08) ft BGS Composite	SS-4 SE-030916-JN-008 3/9/2016 (0.5-2) ft BGS Deep	SS-4 SE-030916-JN-009 3/9/2016 (0.5-2) ft BGS Duplicate						
					0	0	0	28	28	28	0	150	150	7	88	162	162	162						
<b>TCLP Metals</b>																								
Arsenic	mg/L	NV	NV	NV	--	<b>0.0076 J</b>	--	--	<b>0.030 J</b>	<b>0.025 J</b>	--	--	<b>0.036 J</b>	--	--	<b>0.067 J</b>	--	--						
Barium	mg/L	NV	NV	NV	--	<b>0.75 J</b>	--	--	<b>1.2 J</b>	<b>1.1 J</b>	--	--	<b>1.2 J</b>	--	--	<b>1.2 J</b>	--	--						
Cadmium	mg/L	NV	NV	NV	--	<b>0.00061 J</b>	--	--	<b>0.0031 J</b>	<b>0.0033 J</b>	--	--	<b>0.0049 J</b>	--	--	<b>0.011 J</b>	--	--						
Chromium	mg/L	NV	NV	NV	--	<b>0.0035 J</b>	--	--	<b>0.0044 J</b>	<b>0.0046 J</b>	--	--	<b>0.0060 J</b>	--	--	<b>0.0054 J</b>	--	--						
Lead	mg/L	NV	NV	NV	--	<b>0.0019 U</b>	--	--	<b>0.078 J</b>	<b>0.046 J</b>	--	--	<b>0.18 J</b>	--	--	<b>1.2</b>	--	--						
Mercury	mg/L	NV	NV	NV	--	0.000090 U	--	--	0.000090 U	0.000090 U	--	--	0.000090 U	--	--	<b>0.00013 J</b>	--	--						
Selenium	mg/L	NV	NV	NV	--	0.0040 U	--	--	0.0040 U	0.0040 U	--	--	0.0040 U	--	--	0.0040 U	--	--						
Silver	mg/L	NV	NV	NV	--	0.00092 U	--	--	<b>0.0010 J</b>	<b>0.0015 J</b>	--	--	<b>0.0014 J</b>	--	--	0.00092 U	--	--						
<b>Polychlorinated Biphenyls (PCBs)</b>																								
Aroclor-1016 (PCB-1016)	mg/kg	NV	NV	NV	0.025 U	0.14 U	0.027 U	0.024 U	0.027 U	0.026 U	0.024 U	0.024 U	0.023 U	0.024 U	0.13 U	0.046 U	0.044 U	0.12 U						
Aroclor-1221 (PCB-1221)	mg/kg	NV	NV	NV	0.034 U	0.18 U	0.035 U	0.032 U	0.036 U	0.035 U	0.032 U	0.032 U	0.031 U	0.032 U	0.17 U	0.062 U	0.058 U	0.17 U						
Aroclor-1232 (PCB-1232)	mg/kg	NV	NV	NV	0.042 U	0.23 U	0.044 U	0.04 U	0.045 U	0.043 U	0.041 U	0.04 U	0.038 U	0.04 U	0.21 U	0.077 U	0.073 U	0.21 U						
Aroclor-1242 (PCB-1242)	mg/kg	NV	NV	NV	0.023 U	0.12 U	0.024 U	0.022 U	0.025 U	0.024 U	0.022 U	0.022 U	0.021 U	0.022 U	0.12 U	0.042 U	0.04 U	0.11 U						
Aroclor-1248 (PCB-1248)	mg/kg	NV	NV	NV	0.017 U	0.09 U	0.018 U	0.016 U	0.018 U	0.017 U	0.016 U	0.016 U	0.015 U	0.016 U	0.084 U	0.031 U	0.029 U	0.083 U						
Aroclor-1254 (PCB-1254)	mg/kg	NV	NV	NV	<b>0.047 J</b>	0.16 U	0.031 U	0.028 U	0.031 U	0.03 U	0.028 U	<b>0.18 J</b>	0.027 U	0.028 U	0.15 U	0.054 U	0.051 U	0.15 U						
Aroclor-1260 (PCB-1260)	mg/kg	NV	NV	NV	0.019 U	0.1 U	0.02 U	0.018 U	0.02 U	0.02 U	0.018 U	0.018 U	0.017 U	0.018 U	0.095 U	0.035 U	0.033 U	0.094 U						
Aroclor-1262 (PCB-1262)	mg/kg	NV	NV	NV	0.021 U	0.11 U	0.022 U	0.02 U	0.022 U	0.022 U	0.02 U	0.02 U	0.019 U	0.02 U	0.11 U	0.039 U	0.036 U	0.1 U						
Aroclor-1268 (PCB-1268)	mg/kg	NV	NV	NV	0.027 U	0.15 U	0.029 U	0.026 U	0.029 U	0.028 U	0.026 U	0.026 U	0.025 U	0.026 U	0.14 UJ	0.05 UJ	0.047 UJ	0.14 UJ						
Total PCBs	mg/kg	6.0E-02	3.7E-01	6.8E-01	<b>0.047 J</b>	ND	ND	ND	ND	ND	ND	<b>0.18 J</b>	ND	ND	ND	ND	ND	ND						
<b>General Chemistry</b>																								
Black carbon	mg/kg	NV	NV	NV	<b>21000</b>	--	--	<b>13600</b>	--	--	--	<b>11400</b>	--	--	<b>27900</b>	--	--	--						
Sulfide (acid soluble)	mg/kg	NV	NV	NV	7.1 U	--	--	<b>393</b>	--	--	--	<b>340</b>	--	--	<b>558</b>	--	--	--						
Sulfide (acid soluble)	umol/g	NV	NV	NV	0.22 U	--	--	<b>12.3</b>	--	--	--	<b>10.6</b>	--	--	<b>17.4</b>	--	--	--						
Total organic carbon (TOC)	mg/kg	NV	NV	NV	<b>46300</b>	<b>66800</b>	<b>49100</b>	<b>71900</b>	<b>64100</b>	<b>53400</b>	<b>51000</b>	<b>46100</b>	<b>43800</b>	<b>60300</b>	<b>80700</b>	<b>114000</b>	<b>162000</b>	<b>399000</b>						
Total solids	%	NV	NV	NV	<b>38.8</b>	--	--	<b>42.8</b>	--	--	--	<b>52.6</b>	--	--	<b>51.3</b>	--	--	--						

Notes:  
 (1) - For composite sediment samples, the highest measured PID reading is indicated  
 (2) - Sediment screening levels are only compared to samples with a bottom depth of 0.5 ft or less.  
 (3) - Collected composite sediment samples were compared to the TCLP Criteria for potential disposal purposes.  
 (4) - Consensus-Based Sediment Quality Guidelines: Recommendations For Use and Application (Wisconsin Department of Natural Resources [WDNR], 2003)  
 (5) - Table 2 Maximum Concentration of Contaminants for the Toxicity Characteristic, Section (s.) NR 661.24, Wisconsin Administrative Code (Wis. Adm. Code), October 2013  
 (6) - Each screening criterion from the Sediment Quality Guidelines (7) is used when available; if no other criterion is available, USEPA Region 5 Ecological Screening Levels (ESLs) is used  
**Detections are bolded**  
 - Not Analyzed  
 B - Compound was found in the blank and sample  
 J - Estimated concentration.  
 MEC - Midpoint effect concentration, if concentration is > MEC and ≤ PEC, level 3 concern  
 mg/kg - milligrams per kilogram  
 mg/L - milligrams per liter  
 NA - Not applicable  
 NC - Not calculated; therefore, the limit of detection was reported  
 ND - Not detected  
 NV - No value. Criterion for analytes is either not promulgated or could not be calculated  
 PEC - Probable effect concentration, if concentration > PEC, level 4 concern  
 ppm - parts per million  
 R - Rejected.  
 TEC - Threshold effect concentration, if concentration > TEC and ≤ MEC, level 2 concern. If concentration ≤ TEC, level 1 concern  
 U - Not detected at the associated reporting limit.  
 UJ - Not detected, associated reporting limit is estimated.  
 umol/g - micro mols per gram  
 USEPA - United States Environmental Protection Agency







Table 3.1

Summary of Sediment Analytical Results  
Sediment Investigation Data Report  
GM Janesville Assembly Plant  
Janesville, Wisconsin

Sample Location:  
Sample Identification:  
Sample Date:  
Sample Depth:  
Sample Type:  
Photoionization Detector (PID) Reading (ppm) <sup>(1)</sup>

Parameters	Units	Sediment Screening Criteria (Sed) <sup>(2)</sup>			Toxicity Characteristic Leaching Procedure (TCLP) Criteria <sup>(3)</sup>	SS-5	SS-5	SS-5	SS-6	SS-6	SS-6	SS-7	SS-7	SS-7	SS-9	SS-9	SS-9	SS-9
		WDNR Criteria <sup>(4)</sup>			Regulatory Level <sup>(5)</sup>	SE-031016-JN-011	SE-031016-JN-013	SE-031016-JN-012	SE-030916-JN-001	SE-030916-JN-003	SE-030916-JN-002	SE-030916-JN-004	SE-030916-JN-006	SE-030916-JN-005	SE-031016-JN-024	SE-031016-JN-027	SE-031016-JN-025	SE-031016-JN-026
		Sediment TEC <sup>(6)</sup>	Sediment MEC <sup>(6)</sup>	Sediment PEC <sup>(6)</sup>	TCLP	3/10/2016 (0-0.5) ft BGS Shallow	3/10/2016 (0-2) ft BGS Composite	3/10/2016 (0.5-2) ft BGS Deep	3/9/2016 (0-0.5) ft BGS Shallow	3/9/2016 (0-2) ft BGS Composite	3/9/2016 (0.5-2) ft BGS Deep	3/9/2016 (0-0.5) ft BGS Shallow	3/9/2016 (0-3) ft BGS Composite	3/9/2016 (0.5-2) ft BGS Deep	3/10/2016 (0-0.5) ft BGS Shallow	3/10/2016 (0-1.5) ft BGS Composite	3/10/2016 (0.5-1.5) ft BGS Deep	3/10/2016 (0.5-1.5) ft BGS Duplicate
<b>TCLP Metals</b>																		
Arsenic	mg/L	NV	NV	NV	5.0E+00	--	<b>0.027 J</b>	--	--	<b>0.028 J</b>	--	--	<b>0.025 JB</b>	--	--	<b>0.012 J</b>	--	--
Barium	mg/L	NV	NV	NV	1.0E+02	--	<b>0.17 J</b>	--	--	<b>0.61 JB</b>	--	--	<b>0.87 JB</b>	--	--	<b>0.86 J</b>	--	--
Cadmium	mg/L	NV	NV	NV	1.0E+00	--	<b>0.0016 J</b>	--	--	<b>0.00070 J</b>	--	--	<b>0.00015 J</b>	--	--	<b>0.00016 J</b>	--	--
Chromium	mg/L	NV	NV	NV	5.0E+00	--	<b>0.013 J</b>	--	--	<b>0.00055 JB</b>	--	--	<b>0.00055 JB</b>	--	--	<b>0.0038 J</b>	--	--
Lead	mg/L	NV	NV	NV	5.0E+00	--	<b>0.19 J</b>	--	--	<b>0.11 J</b>	--	--	<b>0.052 J</b>	--	--	<b>0.055 J</b>	--	--
Mercury	mg/L	NV	NV	NV	2.0E-01	--	0.000090 U	--	--	0.000090 U	--	--	0.000090 U	--	--	0.000090 U	--	--
Selenium	mg/L	NV	NV	NV	1.0E+00	--	0.0040 U	--	--	0.0040 U	--	--	0.0040 U	--	--	0.0040 U	--	--
Silver	mg/L	NV	NV	NV	5.0E+00	--	<b>0.0013 J</b>	--	--	<b>0.0019 J</b>	--	--	0.00092 U	--	--	0.00092 U	--	--
<b>Polychlorinated Biphenyls (PCBs)</b>																		
Aroclor-1016 (PCB-1016)	mg/kg	NV	NV	NV	NV	0.075 U	0.15 U	0.025 U	0.41 U	0.13 U	0.13 U	0.14 U	0.094 U	0.11 U	0.026 U	0.025 U	0.026 U	0.026 U
Aroclor-1221 (PCB-1221)	mg/kg	NV	NV	NV	NV	0.1 U	0.2 U	0.034 U	0.55 U	0.18 U	0.17 U	0.19 U	0.12 U	0.15 U	0.034 U	0.033 U	0.035 U	0.035 U
Aroclor-1232 (PCB-1232)	mg/kg	NV	NV	NV	NV	0.13 U	0.25 U	0.042 U	0.69 U	0.22 U	0.21 U	0.23 U	0.16 U	0.19 U	0.043 U	0.041 U	0.044 U	0.043 U
Aroclor-1242 (PCB-1242)	mg/kg	NV	NV	NV	NV	0.069 U	0.13 U	0.023 U	0.38 UJ	0.12 U	0.12 U	0.13 UJ	0.086 U	0.11 U	0.023 U	0.024 U	0.024 U	0.024 U
Aroclor-1248 (PCB-1248)	mg/kg	NV	NV	NV	NV	0.05 U	0.098 U	0.017 U	0.27 U	0.089 U	0.085 U	0.094 U	0.062 U	0.076 U	0.017 U	0.017 U	0.018 U	0.017 U
Aroclor-1254 (PCB-1254)	mg/kg	NV	NV	NV	NV	<b>0.14 J</b>	<b>0.2 J</b>	<b>0.27 J</b>	0.48 U	0.16 U	0.15 U	<b>0.21 J</b>	0.11 U	0.13 U	<b>0.066 J</b>	0.029 U	0.031 U	0.03 U
Aroclor-1260 (PCB-1260)	mg/kg	NV	NV	NV	NV	0.056 U	0.11 U	0.019 U	0.31 U	0.1 U	0.096 U	0.11 U	0.07 U	0.086 U	0.019 U	0.019 U	0.02 U	0.02 U
Aroclor-1262 (PCB-1262)	mg/kg	NV	NV	NV	NV	0.063 U	0.12 U	0.021 U	0.34 U	0.11 U	0.11 U	0.12 U	0.078 U	0.096 U	0.021 U	0.021 U	0.022 U	0.022 U
Aroclor-1268 (PCB-1268)	mg/kg	NV	NV	NV	NV	<b>0.33</b>	<b>0.67</b>	<b>0.56 J</b>	<b>1.2</b>	0.14 UJ	0.14 UJ	<b>0.6</b>	0.1 UJ	0.12 UJ	<b>0.38 J</b>	<b>0.059 J</b>	0.029 U	<b>0.028 J</b>
Total PCBs	mg/kg	6.0E-02	3.7E-01	6.8E-01	NV	<b>0.47 J</b>	<b>0.87 J</b>	<b>0.83 J</b>	<b>1.2</b>	ND	ND	<b>0.81 J</b>	ND	ND	<b>0.446 J</b>	<b>0.059 J</b>	ND	<b>0.028 J</b>
<b>General Chemistry</b>																		
Black carbon	mg/kg	NV	NV	NV	NV	<b>9240</b>	--	--	<b>12100</b>	--	--	<b>16100</b>	--	--	<b>9200</b>	--	--	--
Sulfide (acid soluble)	mg/kg	NV	NV	NV	NV	<b>549</b>	--	--	<b>693</b>	--	--	<b>118</b>	--	--	<b>237</b>	--	--	--
Sulfide (acid soluble)	umol/g	NV	NV	NV	NV	<b>17.1</b>	--	--	<b>21.6</b>	--	--	<b>3.7</b>	--	--	<b>7.4</b>	--	--	--
Total organic carbon (TOC)	mg/kg	NV	NV	NV	NV	<b>78800</b>	<b>176000</b>	<b>101000</b>	<b>53500</b>	<b>96200</b>	<b>89500</b>	<b>109000</b>	<b>43200</b>	<b>22700</b>	<b>131000</b>	<b>72000</b>	<b>66500</b>	<b>90800</b>
Total solids	%	NV	NV	NV	NV	<b>76.5</b>	--	--	<b>41.8</b>	--	--	<b>48.8</b>	--	--	<b>46.8</b>	--	--	--

Notes:  
 (1) - For composite sediment samples, the highest measured PID reading is indicated  
 (2) - Sediment screening levels are only compared to samples with a bottom depth of 0.5 ft or less.  
 (3) - Collected composite sediment samples were compared to the TCLP Criteria for potential disposal purposes.  
 (4) - Consensus-Based Sediment Quality Guidelines: Recommendations For Use and Application (Wisconsin Department of Natural Resources [WDNR]  
 (5) - Table 2 Maximum Concentration of Contaminants for the Toxicity Characteristic, Section (s.) NR 661.24, Wisconsin Administrative Code (Wis. A  
 (6) - Each screening criterion from the Sediment Quality Guidelines (7) is used when available; if no other criterion is available, USEPA Region 5 Ecol  
**Detections are bolded**  
 - Not Analyzed  
 B - Compound was found in the blank and sample  
 J - Estimated concentration.  
 MEC - Midpoint effect concentration, if concentration is > MEC and ≤ PEC, level 3 concern  
 mg/kg - milligrams per kilogram  
 mg/L - milligrams per liter  
 NA - Not applicable  
 NC - Not calculated; therefore, the limit of detection was reported  
 ND - Not detected  
 NV - No value. Criterion for analytes is either not promulgated or could not be calculated  
 PEC - Probable effect concentration, if concentration > PEC, level 4 concern  
 ppm - parts per million  
 R - Rejected.  
 TEC - Threshold effect concentration, if concentration > TEC and ≤ MEC, level 2 concern. If concentration ≤ TEC, level 1 concern  
 U - Not detected at the associated reporting limit.  
 UJ - Not detected, associated reporting limit is estimated.  
 umol/g - micro mols per gram  
 USEPA - United States Environmental Protection Agency

# Appendices

# Appendix A Photograph Log





Photo 1 Core Processing Area Established on Rock River North Shore (March 9 and 10, 2016)



Photo 2 Coring Vessel Outfitted with A-Frame, Electric Winch, Generator, and all Necessary Sediment Coring and Collection Tools (March 9 and 10, 2016)





Photo 3 Sediment Core Sample Collection (March 9 and 10, 2016)



Photo 4 Sediment Core Sample Collection (March 9 and 10, 2016)





Photo 5 Sediment Core Samples from Sample Location SS-08 (March 9 and 10, 2016)



Photo 6 Sediment Core Sample from Sample Location SS-08 where Hard Refusal Occurred (March 9 and 10, 2016)



# Appendix B

## Field Procedure and Core Processing Methods

# Appendix B      Field Procedure and Core Processing Methods

## 1. Introduction

The following appendix summarizes the Field Procedures and Core Processing Methods utilized during the Sediment Investigation completed by GHD Services Inc. (GHD) on March 9 and 10, 2016 at the Former General Motors LLC (GM) Janesville Assembly Plant located at 1000 General Motors Drive in Janesville, Rock County, Wisconsin (Site) on behalf of GM. Section 2 outlines the field procedures used to collect the sediment core samples in the field. Section 3 details the core processing methods applied to split, log, and subsample the sediment cores for laboratory analysis.

## 2. Field Procedure

Sediment core samples were collected using an electrically powered vibracorer which is lowered through the water column under winch control and penetrates the sediment by means of its weight and powered vibration.

The following steps outline the procedures used for the vibracorer in the field:

1. Maneuver the sampling vessel to the proposed sampling location using Differential Global Positioning System (DGPS) and R8 Global Navigation Satellite System (GNSS) Real Time Kinematic (RTK) Global Positioning System (GPS) and deploy a marker buoy at the location; record the water depth using a lead line or calibrated fathometer.
2. Check to ensure that the clear, semi-rigid cellulose acetate butyrate (CAB) disposable tubing is securely fastened to the powerhead of the vibracorer.
3. Insert a disposable core catcher into the end of the barrel so that the catcher fingers will extend into the tubing, and then screw the cutter head onto the bottom of the core barrel until the shoulder snugs against the end of the tubing. Tighten the cutter head with a spanner or strap wrench.
4. Start the electrical generator, but **DO NOT** yet energize the corer.
5. Signal the winch operator to hoist the corer and swing it over the stern or side of the vessel at the marked sampling location. Reposition the vessel if necessary. Record the water depth using a lead line or calibrated fathometer.
6. Signal the winch operator to lower the corer through the water column. Determine the depth of the corer in the water column and track its subsequent penetration into the sediment by either marking the winch line in 1 ft increments or by attaching a flexible tape measure to the powerhead.
7. When the cutter head is within approximately 10 ft of the bottom, energize the corer by actuating the circuit breaker on the generator control panel.
8. Slow the descent speed of the corer in order to determine when the core nose enters the sediment. Maintain tension on the winch line throughout the coring process to keep the corer from toppling over. The worker monitoring the penetration of the corer into the sediment will signal the winch operator when to pay out more line.

9. If refusal is encountered or if the measured distance to the tip of the core nose indicates that project depth has been reached, stop paying out line and de-energize the corer. Do not power down the generator. Refusal is indicated by less than 6 inches of penetration in a given 30-second interval.
10. Signal the winch operator to bring the winch line taut. Maneuver the boom or the boat until the winch pulley is directly above the corer, as indicated by the winch line being as close to true vertical as possible.
11. Record the position of the actual coring location. The navigation antenna may be mounted on the winch boom near the pulley to place it directly over the corer.
12. Signal the winch operator to retrieve the corer. If the corer is stuck in the bottom, energize the power head while maintaining tension on the winch line. To reduce the risk of losing sediment from the core barrel, de-energize the corer as soon as it shows any sign of vertical movement. As soon as retrieval of the corer is underway, power down the generator. Swing the corer over the deck and lower it to a holding rack. Note and record the length of smearing on the outside of the core barrel, which gives an indication of the amount of penetration.
13. Use a spanner or strap wrench to unscrew the cutter head and remove it. The catcher may stay inside the cutter head or remain attached to sediment inside the tubing. Retain any sediment in the cutter head and core catcher for examination and possible use.
14. Remove the disposable catcher, if necessary, and immediately cap the bottom end of the core tubing with a plastic cap. Secure the bottom cap with duct tape. Immediately cap the top of the core liner.
15. If the core is to be cut into sections, draw a mark on the outside of the core liner where the cut will be made to cut off the bottommost section. Apply duct tape and use a permanent marker to mark the sections on both sides of the location of the future cut. Mark arrows pointing toward the top end of the core, write the core ID, write date and time, and indicate the depth interval spanned by the sections in terms of ft below mudline.
16. Cut the core at the section boundary using power shears loaded with a decontaminated blade. Another person will be at the ready to immediately cap both the exposed ends and secure with duct tape.
17. Repeat the cutting procedure if more sections need to be cut.
18. Remove the cap from the top end of the top-most section and drain the water. Draining may be accomplished by drilling a hole through the core liner just above the top of the sediment or by gently tipping the section to empty the water out the top. Care must be taken to avoid loss of sediments during decanting, particularly "soupy" sediments with high water content.
19. After decanting, cut off the excess plastic tubing, cap the end at the sediment interface, and secure the cap with duct tape.
20. Evaluate the appearance and length of the core sample by examination through the clear plastic core tubing. Note any stratigraphic intervals or other salient features on the core collection log sheet.
21. Store the core sections at 4°C ( $\pm 2^\circ\text{C}$ ) in a refrigerator or iced cooler for subsampling and further processing (see below).
22. Complete any additional entries on the coring field form.

Core Acceptance Criteria. Acceptance criteria for sediment core samples are as follows:

- The core penetrated to target depth.
- The core did not suffer significant sample-induced compaction or loss of material (i.e., recovery greater than 60 percent, as measured by recovery length divided by penetration length).
- Cored material did not extend out the top of the core tube or contact any part of the sampling apparatus at the top of the core tube.
- There are no obstructions in the cored material that might have blocked the subsequent entry of sediment into the core tube, which may have resulted in an incomplete and biased core section.

If sample acceptance criteria are not achieved, the sample was to be rejected and a repeated deployment will be made within 20 ft of the original location. If redeployment did not result in an acceptable sample according to these criteria, the Project Manager would relocate the proposed core sample.

### 3. Core Processing

The following steps outline the general procedures followed when cores were split, logged, and subsampled for laboratory analysis.

1. All equipment coming into contact with sediment will be decontaminated before use with each sample to avoid cross contamination.
2. Cut the core tubing longitudinally on opposite sides using power shears. Pull away the top half of the core tubing to expose the sediment sample.
3. Log and describe the sediment on a core log form according to standard ASTM soil description procedures. Core logs should include:
  - a. Visual grain size classification
  - b. Color
  - c. Consistency (stiffness or denseness)
  - d. Odor
  - e. Presence of debris
  - f. Presence of biological activity (e.g., detritus, shells tubes, bioturbation, live or dead organisms).
  - g. Presence of oil sheen
  - h. Any other unusual or distinguishing characteristics
4. After the sediment description is complete, subsample the core into intervals (0-0.5 ft, 0.5-2 ft, and 2-6 ft; based on in situ conditions). The ex situ core intervals will be corrected for compaction, and therefore may be somewhat less than these intervals in actual length.
5. Homogenize each depth interval using a stainless steel mixing spoon or an electric drill with a stainless steel paddle.
6. Collect samples of the homogenized sediment as appropriate for chemical analysis. Label sample jars and place them in refrigerators or coolers with blue ice to maintain sediment at 4°C until

dispatched under chain of custody to the appropriate laboratory. Samples designated for archiving will be frozen for possible future analysis.



# Appendix C

## Sediment Stratigraphic Log





















# Appendix D

## Validation Memorandum and Laboratory Analytical Reports



# Memorandum

To: Julie Charlton Ref. No.: 058507-108014

From: Kathy Shaw/cs/163-NF *KSW* Date: April 29, 2016

cc: Lisa Clements

**Re: Data Quality Assessment & Innovative Validation  
Phase II ESA – Sediment Sampling  
General Motors Janesville Assembly Plant  
Janesville, Wisconsin  
March 2016**

## 1. Introduction

This document details a validation of analytical results for sediment samples collected in support of Phase II ESA Sediment Sampling at the General Motors Janesville Assembly Plant Site during March 2016. The samples were submitted to TestAmerica Laboratories, Inc., located in North Canton, Ohio, and SGS Accutest Laboratories located in Dayton, New Jersey. A sample collection and analysis summary is presented in Table 1. The validated analytical results are summarized in Table 2. A summary of the analytical methodology is presented in Table 3.

Full Contract Laboratory Program (CLP) equivalent raw data deliverables were provided by the laboratory. Evaluation of the data was based on information obtained from the finished data sheets, raw data, chain of custody forms, calibration data, blank data, recovery data from surrogate spikes/laboratory control samples (LCS)/matrix spike (MS) samples, and field quality assurance/quality control (QA/QC) samples. One of the laboratory data packages received full Level IV full validation. Evaluation of this data report was based on all the above information plus calibration criteria and recalculations of the raw data. The assessment of analytical and in-house data included checks for: data consistency (by observing comparability of duplicate analyses), adherence to accuracy and precision criteria, and transmittal errors.

The QA/QC criteria by which these data have been assessed are outlined in the analytical methods referenced in Table 3 and applicable guidance from the documents entitled:

- i) QAPP - General Motors Janesville Assembly Plant, Janesville, Wisconsin, September 2014
- ii) "USEPA Contract Laboratory Program National Functional Guidelines for Inorganic Superfund Data Review", USEPA 540-R-10-011, January 2010
- iii) "USEPA Contract Laboratory Program National Functional Guidelines for Superfund Organic Methods Data Review", USEPA 540-R-08-01, June 2008

Items ii) and iii) will subsequently be referred to as the "Guidelines" in this Memorandum.

## 2. Sample Holding Time and Preservation

The sample holding time criteria and sample preservation requirements for the analyses are summarized in Table 3. Sample chain of custody documents and analytical reports were used to determine sample holding times. All samples were prepared and analyzed within the required holding times.

All samples were properly preserved, delivered on ice, and stored by the laboratory at the required temperature (0-6°C).

## 3. Gas Chromatography/Mass Spectrometer (GC/MS) – Tuning and Mass Calibration (Instrument Performance Check) and Inductively Coupled Plasma/Mass Spectrometer (ICP/MS)

### 3.1 Organic Analyses

Prior to volatile organic compound (VOC) and semi-volatile organic compound (SVOC) analysis, GC/MS instrumentation is tuned to ensure optimization over the mass range of interest. To evaluate instrument tuning, methods require the analysis of specific tuning compounds bromofluorobenzene (BFB) and decafluorotriphenylphosphine (DFTPP), respectively. The resulting spectra must meet the criteria cited in the methods before analysis is initiated. Analysis of the tuning compound must then be repeated every 12 hours throughout sample analysis to ensure the continued optimization of the instrument.

Tuning compounds were analyzed at the required frequency throughout VOC and SVOC analysis periods. All tuning criteria were met indicating that proper optimization of the instrumentation was achieved.

### 3.2 Inorganic Analyses

To ensure adequate mass resolution, identification, and to some degree, sensitivity, the performance of each ICP/MS instrument used for metals analyses is checked prior to calibration and initiating an analysis sequence through the analysis of a tuning solution.

Instrument performance check data were reviewed. The tuning solution was analyzed at the required frequency throughout the analyses. The results of all instrument performance checks were within the method acceptance criteria indicating that proper optimization of the instrumentation was achieved.

## 4. Initial Calibration - Organic Analyses

### 4.1 GC/MS

To quantify VOCs and SVOCs of interest in samples, calibration of the GC/MS over a specific concentration range must be performed. Initially, a five-point calibration curve containing all compounds of interest is analyzed to characterize instrument response for each analyte over a specific concentration range. Linearity of the calibration curve and instrument sensitivity are evaluated against the following criteria:

- i) All relative response factors (RRFs) must be greater than or equal to 0.050 (greater than or equal to 0.010 for compounds that exhibit poor response).

- ii) The percent relative standard deviation (%RSD) values must not exceed 20.0 percent (40.0 percent for compounds that exhibit poor response) or a minimum correlation coefficient (R) and minimum coefficient of determination (R<sup>2</sup>) of 0.99 if linear and quadratic equation calibration curves are used.

The initial calibration data for VOCs and SVOCs were reviewed. All compounds met the above criteria for sensitivity and linearity.

#### 4.2 GC

In order to quantify organic compounds of interest by GC, calibration of the gas chromatograph over a specific concentration range must be performed. Initially, a calibration curve consisting of a minimum of five concentration levels is analyzed for all single component compounds of interest and for polychlorinated biphenyls (PCB) (Aroclors 1016 and 1260), and methyl mercury. A single calibration standard is analyzed for all other multi-response compounds. Linearity of the calibration curve is acceptable if all RSD values are less than or equal to 20.0 percent or if the correlation coefficient (R) is 0.99 or greater for linear regression curves.

Retention time windows are also calculated from the initial calibration analyses. These windows are then used to identify all compounds of interest in subsequent analyses.

All initial calibration standards were analyzed at the required frequencies. All retention time, peak resolution, and linearity criteria were satisfied as specified in the methods.

### 5. Initial Calibration – Inorganic Analyses

Initial calibration of the instruments ensures that they are capable of producing satisfactory quantitative data at the beginning of a series of analyses. For ICP/MS analysis, a calibration blank and at least one standard must be analyzed at each wavelength to establish the analytical curve. For mercury atomic absorption (AA) analyses, a calibration blank and a minimum of five standards must be analyzed to establish the analytical curve, and resulting correlation coefficients (R) must be 0.995 or greater. For instrumental general chemistry analyses total organic carbon (TOC) and acid volatile sulfides (AVS), a calibration blank and a minimum of five (this could vary by method) standards must be analyzed to establish the analytical curve and resulting correlation coefficients (R) must be 0.995 or greater.

After the analyses of the calibration curves, an initial calibration verification (ICV) standard must be analyzed to verify the analytical accuracy of the calibration curves. All analyte recoveries from the analyses of the ICVs must be within the following control limits:

Analytical Method	Parameter	Control Limits
Cold Vapor AA	Mercury	80 - 120%
Instrumental Wet Chemistry	Lloyd Kahn – TOC	85 - 115%
	Acid Volatile Sulfides	85 - 115%

Upon review of the data, it was determined that the calibration curves and ICVs were analyzed at the proper frequencies and that all of the above-specified criteria were met. The laboratory effectively demonstrated that the instrumentation used for metals and general chemistry analyses were properly calibrated prior to sample analysis.

## 6. Continuing Calibration - Organic Analyses

### 6.1 GC/MS

To ensure that instrument calibration for VOC and SVOC analyses is acceptable throughout the sample analysis period, continuing calibration standards must be analyzed and compared to the initial calibration curve every 12 hours.

The following criteria were employed to evaluate continuing calibration data:

- i) All RRF values must be greater than or equal to 0.050 (greater than or equal to 0.010 for compounds that exhibit poor response)
- ii) Percent difference (%D) values must not exceed 25.0 percent (40.0 percent for compounds that exhibit poor response)

The calibration standards were analyzed at the required frequency, and the results met the above criteria for instrument sensitivity. Some SVOC continuing calibration standard results indicated variability in instrument response for various compounds yielding a high %D. Associated results affected by the change in instrument response are qualified in Table 4.

### 6.2 GC

To ensure that the calibration of the instrument for organic analyses by GC is valid throughout the sample analysis period, continuing calibration standards are analyzed and evaluated on a regular basis. To evaluate the continued linearity of the calibration, %D values are calculated for each compound. As specified in the methods, all %D values should not exceed 15 percent. To ensure that compound retention times do not vary over the analysis period, all retention times for continuing calibration compounds must fall within the established retention time windows.

All continuing calibration standards were analyzed at the required frequency. The PCB continuing calibration standard results indicated variability in instrument response for various compounds yielding a high %D. Associated results affected by the change in instrument response are qualified in Table 4.

## 7. Continuing Calibration - Inorganic Analyses

To ensure that instrument calibration is acceptable throughout the sample analysis period, continuing calibration verification (CCV) standards are analyzed on a regular basis. Each CCV is deemed acceptable if all analyte recoveries are within the control limits specified above for the ICVs. If some of the CCV analyte recoveries are outside the control limits, samples analyzed before and after the CCV, up until the previous and preceding CCV analyses, are affected.

For this study, CCVs were analyzed at the proper frequency. All analyte recoveries reported for the CCVs were within the specified limits.

## 8. Contract Required Detection Limit (CRDL) Standard Analyses

To verify the linearity of the ICP/MS calibration near the detection limit, a standard is analyzed which contains the ICP/MS analytes at specified concentrations. This standard must be analyzed at the beginning and end of each sample analysis run or a minimum of twice per 8-hour period.

CRDL recoveries were evaluated using the criteria specified in the October 2004 "Guidelines". The CRDL recoveries were acceptable.

## 9. Laboratory Blank Analyses

Method blanks are prepared from a purified matrix and analyzed with investigative samples to determine the existence and magnitude of sample contamination introduced during the analytical procedures. Additionally, initial and continuing calibration blanks (ICBs/CCBs) are routinely analyzed after each ICV/CCV for the inorganic parameters.

For this study, laboratory method blanks were analyzed at a minimum frequency of 1 per 20 investigative samples and/or 1 per analytical batch.

### 9.1 Organic Analyses

Low concentrations of VOCs and SVOCs were detected in some method blanks indicating the potential for laboratory contamination. Several of the associated samples contained similar concentrations of VOCs and SVOCs; the results were assumed to be a reflection of laboratory contamination and were qualified non-detect in Table 5.

### 9.2 Inorganic Analyses

Upon review of the ICBs, CCBs, and method blanks, it was noted that metal concentrations were observed above the method detection limit (MDL). Most investigative samples associated with the low level detections reported either non-detect concentrations or concentrations significantly greater than the associated laboratory blank concentrations for the analytes of interest. These sample results were not impacted by the contamination detected.

## 10. Surrogate Spike Recoveries

In accordance with the methods employed, all samples, blanks, and QC samples analyzed for organics are spiked with surrogate compounds prior to sample extraction and/or analysis. Surrogate recoveries provide a means to evaluate the effects of laboratory performance on individual sample matrices.

All samples submitted for VOC, SVOC and PCB determinations were spiked with the appropriate number of surrogate compounds prior to sample extraction and/or analysis.

Each individual surrogate compound is expected to meet the laboratory control limits with the exception of SVOC analyses. According to the "Guidelines" for SVOC analyses, up to one outlying surrogate in the base/neutral or acid fraction is acceptable as long as the recovery is at least 10 percent.



Surrogate recoveries were assessed against laboratory control limits. Most of the surrogate recoveries met the laboratory criteria.

Due to necessary sample dilutions, surrogate recoveries could not be reported for some samples.

Surrogate percent recovery values were outside of control limits for some VOC and PCB results. All associated detected results were qualified as estimated in Table 6 as follows:

- i) Detect results associated with high surrogate recoveries were qualified as estimated

## 11. Internal Standards (IS) Analyses

IS data were evaluated for all VOC, SVOC, and ICP/MS metals sample analyses.

### 11.1 Organics Analyses

To ensure that changes in the GC/MS sensitivity and response do not affect sample analysis results IS compounds are added to each sample prior to analysis. All results are then calculated as a ratio of the IS responses.

The sample IS results were evaluated against the following criteria:

- i) The retention time of the IS must not vary more than  $\pm 30$  seconds from the associated calibration standard
- ii) IS area counts must not vary by more than a factor of two (-50 percent to +200 percent) from the associated calibration standard

All organic IS recoveries and retention times met the above criteria.

### 11.2 Inorganic Analyses

IS elements were added to all samples prior to metals analysis by ICP/MS. Overall instrument stability and performance for metals analyses were monitored using the IS intensity data. IS recoveries were assessed using control limits of 60-125 percent.

All inorganic IS recoveries were acceptable, demonstrating adequate analytical performance.

## 12. Laboratory Control Sample Analyses

The LCS are prepared and analyzed as samples to assess the analytical efficiencies of the methods employed, independent of sample matrix effects.

For this study, the LCS was analyzed at a minimum frequency of 1 per 20 investigative samples and/or 1 per analytical batch.

## 12.1 Organic Analyses

The LCS contained all compounds of interest. All LCS recoveries were within the laboratory control limits demonstrating acceptable analytical accuracy.

## 12.2 Inorganic Analyses

The LCS contained all analytes of interest. LCS recoveries were assessed per the "Guidelines". All LCS recoveries were within the control limits demonstrating acceptable analytical accuracy.

## 13. Matrix Spike/Matrix Spike Duplicate (MS/MSD) Analyses

To evaluate the effects of sample matrices on the preparation process, measurement procedures, and accuracy of a particular analysis, samples are spiked with known concentrations of the analytes of concern and analyzed as MS/MSD samples. The RPD between the MS and MSD is used to assess analytical precision. If the original sample concentration is significantly greater than the spike concentration, the recovery is not assessed.

MS/MSD analyses were performed as specified in Table 1.

If only the MS or MSD recovery was outside of control limits, no qualification of the data was performed based on the acceptable recovery of the companion spike and the acceptable RPD.

Due to necessary sample dilutions some sample spike recoveries could not be reported. Additionally, if the original sample concentration was significantly greater than the spiking concentration (>4X) the MS/MSD recoveries are unable to be assessed. Since the accuracy could not be adequately determined, accuracy was considered not calculable.

### 13.1 Organic Analyses

The MS/MSD samples were spiked with all compounds of interest. All percent recoveries and RPD values were within the laboratory control limits demonstrating acceptable analytical accuracy and precision with the exception of the samples qualified in Table 7.

Samples associated with outlying recoveries were qualified as follows:

- i) Non-detect results associated with low MS/MSD recoveries greater than ten percent were qualified as estimated
- ii) Non-detect results associated with MS or MSD recoveries less than ten percent were rejected due to the demonstrated poor analytical efficiency
- iii) Positive sample results associated with high RPDs were qualified as estimated

### 13.2 Inorganic Analyses

The MS/MSD samples were spiked with the analytes of interest, and the results were evaluated using the "Guidelines". All percent recoveries and RPD values were within the control limits demonstrating acceptable analytical accuracy and precision with the exception of the samples qualified in Table 7.

Samples associated with outlying recoveries were qualified as follows:

- i) Non-detect results associated with low MS/MSD recoveries greater than ten percent were qualified as estimated
- ii) Non-detect results associated with MS or MSD recoveries less than thirty percent were rejected due to the demonstrated poor analytical efficiency
- iii) Positive sample results associated with high RPDs were qualified as estimated

## 14. ICP Interference Check Sample Analysis (ICS)

To verify that the laboratory has established proper inter-element and background correction factors, ICSs are analyzed. These samples contain high concentrations of aluminum, calcium, magnesium, and iron and are analyzed at the beginning and end of each sample analysis period. The ICSs are evaluated against recovery control limits of 80 to 120 percent.

ICS analysis results were evaluated for all samples using the criteria in the "Guidelines". All ICS recoveries and results were acceptable.

## 15. Field QA/QC Samples

The field QA/QC consisted of 2 trip blank samples, and 3 field duplicate sample sets.

### 15.1 Trip Blank Sample Analysis

To evaluate contamination from sample collection, transportation, storage, and analytical activities, 2 trip blanks were submitted to the laboratory for VOC analysis. Low level concentrations of methylene chloride were detected in the trip blanks. All of the associated sample results were non-detect and were not impacted by field contamination.

### 15.2 Field Duplicate Sample Analysis

To assess the analytical and sampling protocol precision, 3 field duplicate samples were collected and submitted "blind" to the laboratory, as specified in Table 1. The RPDs associated with these duplicate samples must be less than 100 percent for sediment samples. If the reported concentration in either the investigative sample or its duplicate is less than five times the reporting limit (RL), the evaluation criteria is two times the RL value for sediment samples.

The metals results for sample did show some variability. The original and duplicate sample results were qualified as estimated in Table 8.

## 16. Analyte Reporting

The laboratory reported detected results down to the laboratory's MDL for each analyte. Positive analyte detections less than the RL but greater than the adjusted MDL were qualified as estimated (J) in Table 2

unless qualified otherwise in this memorandum. Non-detect results were presented as non-detect at the laboratory's adjusted MDL. The MDLs were adjusted per sample weight and or percent moisture in Table 2.

All soil results were reported on a dry weight basis.

## 17. Target Compound Identification

To minimize erroneous compound identification during organic analyses, qualitative criteria including compound retention time and mass spectra were evaluated according to the identification criteria established by the methods. The samples identified in Table 1 were reviewed. The organic compounds reported adhered to the specified identification criteria.

## 18. Conclusion

Based on the assessment detailed in the foregoing, the data summarized in Table 2 are acceptable with the specific exceptions and qualifications noted herein.

Table 1

**Sample Collection and Analysis Summary  
Phase II ESA - Sediment Sampling  
General Motors Janesville Assembly Plant  
Janesville, Wisconsin  
March 2016**

Sample Identification	Location	Matrix	Initial Sample Depth (ft. bgs.)	Final Sample Depth (ft. bgs.)	Collection Date (mm/dd/yyyy)	Collection Time (hr:min)	Analysis/Parameters														
							PCB	TCL VOC + TMB	TCL SVOC	Alkylated PAHs	TOC	AVS/SEM Metals	TAL Metals*	Methyl Mercury	Black Carbon	AVS Sulfide					
TB-030916-JN-001	--	Water	--	--	03/09/2016	0:00		X													Trip Blank
<b>SE-030916-JN-001</b>	<b>SS-6</b>	<b>Sediment</b>	<b>0</b>	<b>0.5</b>	<b>03/09/2016</b>	<b>12:45</b>	<b>X</b>	<b>X</b>	<b>X</b>	<b>X</b>	<b>X</b>	<b>X</b>	<b>X</b>	<b>X</b>	<b>X</b>	<b>X</b>	<b>X</b>	<b>X</b>	<b>X</b>	<b>X</b>	
<b>SE-030916-JN-002</b>	<b>SS-6</b>	<b>Sediment</b>	<b>0.5</b>	<b>2</b>	<b>03/09/2016</b>	<b>12:55</b>	<b>X</b>	<b>X</b>	<b>X</b>	<b>X</b>	<b>X</b>	<b>X</b>	<b>X</b>	<b>X</b>	<b>X</b>	<b>X</b>	<b>X</b>	<b>X</b>	<b>X</b>	<b>X</b>	
<b>SE-030916-JN-003</b>	<b>SS-6</b>	<b>Sediment</b>	<b>0</b>	<b>2</b>	<b>03/09/2016</b>	<b>13:10</b>	<b>X</b>	<b>X</b>	<b>X</b>	<b>X</b>	<b>X</b>	<b>X</b>	<b>X</b>	<b>X</b>	<b>X</b>	<b>X</b>	<b>X</b>	<b>X</b>	<b>X</b>	<b>X</b>	
<b>SE-030916-JN-004</b>	<b>SS-7</b>	<b>Sediment</b>	<b>0</b>	<b>0.5</b>	<b>03/09/2016</b>	<b>14:25</b>	<b>X</b>	<b>X</b>	<b>X</b>	<b>X</b>	<b>X</b>	<b>X</b>	<b>X</b>	<b>X</b>	<b>X</b>	<b>X</b>	<b>X</b>	<b>X</b>	<b>X</b>	<b>X</b>	
<b>SE-030916-JN-005</b>	<b>SS-7</b>	<b>Sediment</b>	<b>0.5</b>	<b>2</b>	<b>03/09/2016</b>	<b>14:35</b>	<b>X</b>	<b>X</b>	<b>X</b>	<b>X</b>	<b>X</b>	<b>X</b>	<b>X</b>	<b>X</b>	<b>X</b>	<b>X</b>	<b>X</b>	<b>X</b>	<b>X</b>	<b>X</b>	
<b>SE-030916-JN-006</b>	<b>SS-7</b>	<b>Sediment</b>	<b>0</b>	<b>3</b>	<b>03/09/2016</b>	<b>14:45</b>	<b>X</b>	<b>X</b>	<b>X</b>	<b>X</b>	<b>X</b>	<b>X</b>	<b>X</b>	<b>X</b>	<b>X</b>	<b>X</b>	<b>X</b>	<b>X</b>	<b>X</b>	<b>X</b>	
<b>SE-030916-JN-007</b>	<b>SS-4</b>	<b>Sediment</b>	<b>0</b>	<b>0.5</b>	<b>03/09/2016</b>	<b>15:45</b>	<b>X</b>	<b>X</b>	<b>X</b>	<b>X</b>	<b>X</b>	<b>X</b>	<b>X</b>	<b>X</b>	<b>X</b>	<b>X</b>	<b>X</b>	<b>X</b>	<b>X</b>	<b>X</b>	
<b>SE-030916-JN-008</b>	<b>SS-4</b>	<b>Sediment</b>	<b>0.5</b>	<b>2</b>	<b>03/09/2016</b>	<b>15:50</b>	<b>X</b>	<b>X</b>	<b>X</b>	<b>X</b>	<b>X</b>	<b>X</b>	<b>X</b>	<b>X</b>	<b>X</b>	<b>X</b>	<b>X</b>	<b>X</b>	<b>X</b>	<b>X</b>	<b>MS/MSD</b>
<b>SE-030916-JN-009</b>	<b>SS-4</b>	<b>Sediment</b>	<b>0.5</b>	<b>2</b>	<b>03/09/2016</b>	<b>15:55</b>	<b>X</b>	<b>X</b>	<b>X</b>	<b>X</b>	<b>X</b>	<b>X</b>	<b>X</b>	<b>X</b>	<b>X</b>	<b>X</b>	<b>X</b>	<b>X</b>	<b>X</b>	<b>X</b>	<b>FD (SS-4(0.5-2))</b>
<b>SE-030916-JN-010</b>	<b>SS-4</b>	<b>Sediment</b>	<b>0</b>	<b>4.08</b>	<b>03/09/2016</b>	<b>16:00</b>	<b>X</b>	<b>X</b>	<b>X</b>	<b>X</b>	<b>X</b>	<b>X</b>	<b>X</b>	<b>X</b>	<b>X</b>	<b>X</b>	<b>X</b>	<b>X</b>	<b>X</b>	<b>X</b>	
TB-031016-JN-001	--	Water	--	--	03/10/2016	8:00		X													Trip Blank
SE-031016-JN-011	SS-5	Sediment	0	0.5	03/10/2016	9:35	X	X	X	X	X	X	X	X	X	X	X	X	X	X	
SE-031016-JN-012	SS-5	Sediment	0.5	2	03/10/2016	9:40	X	X	X	X	X	X	X	X	X	X	X	X	X	X	
SE-031016-JN-013	SS-5	Sediment	0	2	03/10/2016	9:45	X	X	X	X	X	X	X	X	X	X	X	X	X	X	<b>MS/MSD</b>
SE-031016-JN-014	SS-2	Sediment	0	0.5	03/10/2016	10:35	X	X	X	X	X	X	X	X	X	X	X	X	X	X	
SE-031016-JN-015	SS-2	Sediment	0.5	2	03/10/2016	10:40	X	X	X	X	X	X	X	X	X	X	X	X	X	X	
SE-031016-JN-016	SS-2	Sediment	0	2	03/10/2016	10:45	X	X	X	X	X	X	X	X	X	X	X	X	X	X	
SE-031016-JN-017	SS-2	Sediment	0	2	03/10/2016	10:50	X	X	X	X	X	X	X	X	X	X	X	X	X	X	<b>FD (SS-2(0-2))</b>
SE-031016-JN-018	SS-3	Sediment	0	0.5	03/10/2016	11:40	X	X	X	X	X	X	X	X	X	X	X	X	X	X	
SE-031016-JN-019	SS-3	Sediment	0.5	2	03/10/2016	11:45	X	X	X	X	X	X	X	X	X	X	X	X	X	X	
SE-031016-JN-020	SS-3	Sediment	0	3.67	03/10/2016	11:50	X	X	X	X	X	X	X	X	X	X	X	X	X	X	
SE-031016-JN-021	SS-1	Sediment	0	0.5	03/10/2016	12:50	X	X	X	X	X	X	X	X	X	X	X	X	X	X	
SE-031016-JN-022	SS-1	Sediment	0.5	2	03/10/2016	12:55	X	X	X	X	X	X	X	X	X	X	X	X	X	X	
SE-031016-JN-023	SS-1	Sediment	0	3.5	03/10/2016	13:00	X	X	X	X	X	X	X	X	X	X	X	X	X	X	<b>MS/MSD</b>
SE-031016-JN-024	SS-9	Sediment	0	0.5	03/10/2016	14:05	X	X	X	X	X	X	X	X	X	X	X	X	X	X	
SE-031016-JN-025	SS-9	Sediment	0.5	1.5	03/10/2016	14:10	X	X	X	X	X	X	X	X	X	X	X	X	X	X	
SE-031016-JN-026	SS-9	Sediment	0.5	1.5	03/10/2016	14:15	X	X	X	X	X	X	X	X	X	X	X	X	X	X	<b>FD (SS-9(0.5-1.5))</b>
SE-031016-JN-027	SS-9	Sediment	0	1.5	03/10/2016	14:20	X	X	X	X	X	X	X	X	X	X	X	X	X	X	<b>MS/MSD</b>

The samples in bold font received Tier II full validation

## Notes:

AVS	- Acid-volatile sulfide ratio
FD	- Field Duplicate Sample of sample in parenthesis
ft. bgs.	- Feet below ground surface
MS/MSD	- Matrix Spike/Matrix Spike Duplicate
SEM	- Simultaneously Extracted Metals
SVOC	- Semi-volatile Organic Compounds
TAL*	- Target Analyte List - less earth metals
TCL	- Target Compound List
TOC	- Total Organic Carbon
VOC	- Volatile Organic Compounds
PCB	- Polychlorinated Biphenyl

Table 2

**Analytical Results Summary**  
**Phase II ESA-Sediment Sampling**  
**General Motors Janesville Assembly Plant**  
**Janesville, Wisconsin**  
**March 2016**

		SS-1	SS-1	SS-1	SS-2	SS-2	SS-2	SS-2
<b>Sample Location:</b>		SS-1	SS-1	SS-1	SS-2	SS-2	SS-2	SS-2
<b>Sample Identification:</b>		SE-031016-JN-021	SE-031016-JN-023	SE-031016-JN-022	SE-031016-JN-014	SE-031016-JN-016	SE-031016-JN-017	SE-031016-JN-015
<b>Sample Date:</b>		3/10/2016	3/10/2016	3/10/2016	3/10/2016	3/10/2016	3/10/2016	3/10/2016
<b>Sample Depth:</b>		(0-0.5) ft BGS	(0-3.5) ft BGS	(0.5-2) ft BGS	(0-0.5) ft BGS	(0-2) ft BGS	(0-2) ft BGS	(0.5-2) ft BGS
<b>Sample Type:</b>							Duplicate	
	<b>Units</b>							
<b>Metals</b>								
Antimony	mg/kg	0.44 J	0.12 J	0.13 J	0.27 J	0.17 J	0.89	0.078 J
Arsenic	mg/kg	4.6	3.5	4.5	6.2	5.2	5.6	3.9
Barium	mg/kg	89.5	101	113	153	136	128	142
Beryllium	mg/kg	0.38 J	0.64 J	0.57 J	0.53	0.68	0.49	0.57
Cadmium	mg/kg	0.88	0.42	0.52	0.62	0.39	0.56	0.29 J
Chromium	mg/kg	20.5	16.3	15.7	20.4	16.8	17.6	17.0
Cobalt	mg/kg	5.0	5.4	6.0	5.7	6.1	7.3	5.9
Copper	mg/kg	16.7	13.7	18.3	26.4	18.0	20.8	15.4
Lead	mg/kg	99.9	26.1	43.7	137	54.5	99.2	21.4
Manganese	mg/kg	239	242	246	355	352	363	343
Mercury	mg/kg	4.9	3.1	12.3	27.5	2.8 J	13.6 J	0.93
Methyl mercury	mg/kg	0.0015	--	--	0.00097	--	--	--
Nickel	mg/kg	11.6	11.8	12.8	13.7	12.7	13.3	13.5
Selenium	mg/kg	1.5 J	1.7 J	1.8 J	1.5 J	1.4 J	1.6 J	1.4 J
Silver	mg/kg	0.24 J	0.11 J	0.15 J	0.15 J	0.097 J	0.14 J	0.080 J
Thallium	mg/kg	0.14 J	0.20 J	0.21 J	0.21 J	0.16 J	0.20 J	0.16 J
Vanadium	mg/kg	14.9	20.2	20.5	21.5	19.5	20.3	22.4
Zinc	mg/kg	101	61.9	91.1	213	101	118	68.1
<b>Polychlorinated Biphenyls</b>								
Cadmium	mg/kg	0.94	--	--	0.64	--	--	--
Copper	mg/kg	17.0 J	--	--	12.6 J	--	--	--
Lead	mg/kg	83.5	--	--	101	--	--	--
Mercury	mg/kg	0.033	--	--	0.0029 U	--	--	--
Nickel	mg/kg	7.9	--	--	7.6	--	--	--
Silver	mg/kg	R	--	--	R	--	--	--
Zinc	mg/kg	91.0	--	--	123	--	--	--
<b>SEM/Acid-volatile sulfide ratio (AVS)</b>	none	0.00100	--	--	0.220	--	--	--
Cadmium	umol/g	0.0084	--	--	0.0057	--	--	--
Copper	umol/g	0.27 J	--	--	0.20 J	--	--	--
Lead	umol/g	0.40	--	--	0.49	--	--	--
Mercury	umol/g	0.00016	--	--	0.000014 U	--	--	--
Nickel	umol/g	0.13	--	--	0.13	--	--	--
Silver	umol/g	R	--	--	R	--	--	--
Zinc	umol/g	1.4	--	--	1.9	--	--	--

**Analytical Results Summary**  
**Phase II ESA-Sediment Sampling**  
**General Motors Janesville Assembly Plant**  
**Janesville, Wisconsin**  
**March 2016**

Sample Location:	SS-1	SS-1	SS-1	SS-2	SS-2	SS-2	SS-2
Sample Identification:	SE-031016-JN-021	SE-031016-JN-023	SE-031016-JN-022	SE-031016-JN-014	SE-031016-JN-016	SE-031016-JN-017	SE-031016-JN-015
Sample Date:	3/10/2016	3/10/2016	3/10/2016	3/10/2016	3/10/2016	3/10/2016	3/10/2016
Sample Depth:	(0-0.5) ft BGS	(0-3.5) ft BGS	(0.5-2) ft BGS	(0-0.5) ft BGS	(0-2) ft BGS	(0-2) ft BGS	(0.5-2) ft BGS
Sample Type:						Duplicate	
	Units						
<b>Polychlorinated Biphenyls</b>							
Aroclor-1016 (PCB-1016)	mg/kg	0.025 U	0.14 U	0.027 U	0.024 U	0.027 U	0.024 U
Aroclor-1221 (PCB-1221)	mg/kg	0.034 U	0.18 U	0.035 U	0.032 U	0.036 U	0.032 U
Aroclor-1232 (PCB-1232)	mg/kg	0.042 U	0.23 U	0.044 U	0.04 U	0.045 U	0.041 U
Aroclor-1242 (PCB-1242)	mg/kg	0.023 U	0.12 U	0.024 U	0.022 U	0.025 U	0.022 U
Aroclor-1248 (PCB-1248)	mg/kg	0.017 U	0.09 U	0.018 U	0.016 U	0.018 U	0.016 U
Aroclor-1254 (PCB-1254)	mg/kg	0.047 J	0.16 U	0.031 U	0.028 U	0.031 U	0.028 U
Aroclor-1260 (PCB-1260)	mg/kg	0.019 U	0.1 U	0.02 U	0.018 U	0.02 U	0.018 U
Aroclor-1262 (PCB-1262)	mg/kg	0.021 U	0.11 U	0.022 U	0.02 U	0.022 U	0.02 U
Aroclor-1268 (PCB-1268)	mg/kg	0.027 U	0.15 U	0.029 U	0.026 U	0.029 U	0.026 U
Total PCBs	mg/kg	0.047 J	ND	ND	ND	ND	ND
<b>Semi-Volatile Organic Compounds</b>							
2,2'-Oxybis(1-chloropropane)	mg/kg	0.04 U	0.021 U	0.021 U	0.19 U	0.083 U	0.021 U
2,4,5-Trichlorophenol	mg/kg	0.1 U	0.056 U	0.056 U	0.51 U	0.22 U	0.055 U
2,4,6-Trichlorophenol	mg/kg	0.037 U	0.02 U	0.02 U	0.18 U	0.078 U	0.02 U
2,4-Dichlorophenol	mg/kg	0.083 U	0.045 U	0.045 U	0.41 U	0.17 U	0.044 U
2,4-Dimethylphenol	mg/kg	0.083 U	0.045 U	0.045 U	0.41 U	0.17 U	0.044 U
2,4-Dinitrophenol	mg/kg	0.087 U	0.047 U	0.047 U	0.43 U	0.18 U	0.046 U
2,4-Dinitrotoluene	mg/kg	0.071 U	0.038 U	0.038 U	0.35 U	0.15 U	0.038 U
2,6-Dinitrotoluene	mg/kg	0.087 U	0.047 U	0.047 U	0.43 U	0.18 U	0.046 U
2-Chloronaphthalene	mg/kg	0.0019 U	0.001 U	0.001 U	0.0091 U	0.0039 U	0.00099 U
2-Chlorophenol	mg/kg	0.034 U	0.018 U	0.018 U	0.17 U	0.071 U	0.018 U
2-Methylnaphthalene	mg/kg	0.023 J	0.0087 J	0.03	0.01 U	0.04 J	0.022
2-Methylphenol	mg/kg	0.046 U	0.025 U	0.025 U	0.22 U	0.096 U	0.024 U
2-Nitroaniline	mg/kg	0.038 U	0.02 U	0.021 U	0.18 U	0.079 U	0.02 U
2-Nitrophenol	mg/kg	0.035 U	0.019 U	0.019 U	0.17 U	0.072 U	0.018 U
3&4-Methylphenol	mg/kg	0.083 U	0.045 U	0.045 U	0.41 U	0.17 U	0.077 J
3,3'-Dichlorobenzidine	mg/kg	0.075 U	0.04 U	0.041 U	0.37 U	0.16 U	0.04 U
3-Nitroaniline	mg/kg	0.067 U	0.036 U	0.036 U	0.32 U	0.14 U	0.035 U
4,6-Dinitro-2-methylphenol	mg/kg	0.038 U	0.021 U	0.021 U	0.19 U	0.08 U	0.02 U
4-Bromophenyl phenyl ether	mg/kg	0.054 U	0.029 U	0.029 U	0.26 U	0.11 U	0.029 U
4-Chloro-3-methylphenol	mg/kg	0.087 U	0.047 U	0.047 U	0.43 U	0.18 U	0.046 U
4-Chloroaniline	mg/kg	0.071 U	0.038 U	0.038 U	0.35 U	0.15 U	0.038 U
4-Chlorophenyl phenyl ether	mg/kg	0.054 U	0.029 U	0.029 U	0.26 U	0.11 U	0.029 U
4-Nitroaniline	mg/kg	0.11 U	0.058 U	0.059 U	0.53 U	0.23 U	0.057 U
4-Nitrophenol	mg/kg	0.071 U	0.038 U	0.038 U	0.35 U	0.15 U	0.038 U
Acenaphthene	mg/kg	0.0408	0.0017 U	0.051	0.0248	0.0066 U	0.013 J
Acenaphthylene	mg/kg	0.0873	0.011 J	0.032	0.0891	0.035 J	0.02

**Analytical Results Summary**  
**Phase II ESA-Sediment Sampling**  
**General Motors Janesville Assembly Plant**  
**Janesville, Wisconsin**  
**March 2016**

Sample Location:	SS-1	SS-1	SS-1	SS-2	SS-2	SS-2	SS-2	
Sample Identification:	SE-031016-JN-021	SE-031016-JN-023	SE-031016-JN-022	SE-031016-JN-014	SE-031016-JN-016	SE-031016-JN-017	SE-031016-JN-015	
Sample Date:	3/10/2016	3/10/2016	3/10/2016	3/10/2016	3/10/2016	3/10/2016	3/10/2016	
Sample Depth:	(0-0.5) ft BGS	(0-3.5) ft BGS	(0.5-2) ft BGS	(0-0.5) ft BGS	(0-2) ft BGS	(0-2) ft BGS	(0.5-2) ft BGS	
Sample Type:						Duplicate		
	Units							
<b>Semi-Volatile Organic Compounds</b>								
Acetophenone	mg/kg	0.038 U	0.021 U	0.021 U	0.19 U	0.08 U	0.02 U	0.019 U
Anthracene	mg/kg	0.178	0.025	0.15	0.106	0.076	0.053	0.0083 J
Atrazine	mg/kg	0.038 U	0.02 U	0.021 U	0.18 U	0.079 U	0.02 U	0.019 U
Benzaldehyde	mg/kg	0.05 U	0.027 U	0.027 U	0.24 U	0.1 U	0.038 J	0.024 U
Benzo(a)anthracene	mg/kg	0.396	0.086	0.31	0.212	0.26	0.15	0.024
Benzo(a)pyrene	mg/kg	0.44	0.082	0.24	0.251	0.24	0.13	0.019
Benzo(b)fluoranthene	mg/kg	0.335	0.1	0.27	0.2	0.27	0.18	0.025
Benzo(g,h,i)perylene	mg/kg	0.24	0.06	0.15	0.152	0.15	0.095	0.01 J
Benzo(k)fluoranthene	mg/kg	--	0.033	0.17	--	0.17 J	0.053 J	0.0014 U
Biphenyl (1,1-Biphenyl)	mg/kg	0.015 U	0.0078 U	0.0079 U	0.071 U	0.03 U	0.0077 U	0.0071 U
bis(2-Chloroethoxy)methane	mg/kg	0.092 U	0.049 U	0.05 U	0.45 U	0.19 U	0.049 U	0.045 U
bis(2-Chloroethyl)ether	mg/kg	0.0083 U	0.0045 U	0.0045 U	0.041 U	0.017 U	0.0044 U	0.0041 U
bis(2-Ethylhexyl)phthalate (DEHP)	mg/kg	0.079 U	0.042 U	0.043 U	0.39 U	0.17 U	0.042 U	0.039 U
Butyl benzylphthalate (BBP)	mg/kg	2.3	0.038 J	0.023 U	0.2 U	0.087 U	0.022 U	0.02 U
Caprolactam	mg/kg	0.15 U	0.083 U	0.083 U	0.75 U	0.32 U	0.082 U	0.075 U
Carbazole	mg/kg	0.11 U	0.06 U	0.061 U	0.55 U	0.24 U	0.06 U	0.055 U
Chrysene	mg/kg	--	0.1	0.32	--	0.33	0.19	0.028
Dibenz(a,h)anthracene	mg/kg	0.0667	0.0015 U	0.035	0.0447	0.0057 U	0.0015 U	0.0013 U
Dibenzofuran	mg/kg	0.0027 U	0.0015 U	0.039 J	0.013 U	0.0057 U	0.019 J	0.0013 U
Diethyl phthalate	mg/kg	0.067 U	0.036 U	0.036 U	0.32 U	0.14 U	0.035 U	0.033 U
Dimethyl phthalate	mg/kg	0.071 U	0.038 U	0.038 U	0.35 U	0.15 U	0.038 U	0.035 U
Di-n-butylphthalate (DBP)	mg/kg	0.15 J	0.033 U	0.034 U	0.3 U	0.13 U	0.034 J	0.031 U
Di-n-octyl phthalate (DnOP)	mg/kg	0.033 U	0.018 U	0.018 U	0.16 U	0.069 U	0.017 U	0.016 U
Fluoranthene	mg/kg	0.879	0.19	0.69	0.445	0.6	0.35	0.045
Fluorene	mg/kg	0.0518	0.014 J	0.081	0.0289	0.0046 U	0.028	0.0011 U
Hexachlorobenzene	mg/kg	0.0087 U	0.0047 U	0.0047 U	0.043 U	0.018 U	0.0046 U	0.0043 U
Hexachlorobutadiene	mg/kg	0.023 U	0.013 U	0.013 U	0.11 U	0.049 U	0.012 U	0.011 U
Hexachlorocyclopentadiene	mg/kg	0.034 U	R	0.018 U	0.16 U	0.071 U	0.018 U	0.016 U
Hexachloroethane	mg/kg	0.037 U	0.02 U	0.02 U	0.18 U	0.078 U	0.02 U	0.018 U
Indeno(1,2,3-cd)pyrene	mg/kg	0.227	0.052	0.12	0.141	0.14	0.079	0.012 J
Isophorone	mg/kg	0.054 U	0.029 U	0.031 J	0.26 U	0.11 U	0.029 U	0.026 U
Naphthalene	mg/kg	0.0203	0.012 J	0.033	0.0236	0.059	0.033	0.0017 U
Nitrobenzene	mg/kg	0.0092 U	0.0049 U	0.005 U	0.045 U	0.019 U	0.0049 U	0.0045 U
N-Nitrosodi-n-propylamine	mg/kg	0.026 U	0.014 U	0.014 U	0.13 U	0.055 U	0.014 U	0.013 U
N-Nitrosodiphenylamine	mg/kg	0.087 U	0.047 U	0.047 U	0.43 U	0.18 U	0.046 U	0.043 U
Pentachlorophenol	mg/kg	0.038 U	0.02 U	0.021 U	0.18 U	0.079 U	0.02 U	0.019 U
Phenanthrene	mg/kg	0.478	0.11	0.55	0.309	0.36	0.25	0.036
Phenol	mg/kg	0.03 U	0.016 U	0.016 U	0.15 U	0.064 U	0.032 J	0.026 J
Pyrene	mg/kg	0.756	0.19	0.67	0.403	0.58	0.36	0.049



Table 2

**Analytical Results Summary**  
**Phase II ESA-Sediment Sampling**  
**General Motors Janesville Assembly Plant**  
**Janesville, Wisconsin**  
**March 2016**

Sample Location:	SS-1	SS-1	SS-1	SS-2	SS-2	SS-2	SS-2
Sample Identification:	SE-031016-JN-021	SE-031016-JN-023	SE-031016-JN-022	SE-031016-JN-014	SE-031016-JN-016	SE-031016-JN-017	SE-031016-JN-015
Sample Date:	3/10/2016	3/10/2016	3/10/2016	3/10/2016	3/10/2016	3/10/2016	3/10/2016
Sample Depth:	(0-0.5) ft BGS	(0-3.5) ft BGS	(0.5-2) ft BGS	(0-0.5) ft BGS	(0-2) ft BGS	(0-2) ft BGS	(0.5-2) ft BGS
Sample Type:						Duplicate	
	Units						
<b>Alkylated Polycyclic Aromatic Hydrocarbons</b>							
Benzo(j)fluoranthene/Benzo(k)fluoranthene	mg/kg	0.349	--	--	0.196	--	--
Benzo(e)pyrene	mg/kg	0.258	--	--	0.158	--	--
C1-Benzo(a)anthracenes/chrysenes	mg/kg	0.169	--	--	0.149	--	--
C1-Fluoranthenes/Pyrenes	mg/kg	0.356	--	--	0.224	--	--
C1-Fluorenes	mg/kg	0.027	--	--	0.0239	--	--
C1-Naphthalenes	mg/kg	0.0189	--	--	0.0226	--	--
C1-Phenanthrenes/Anthracenes	mg/kg	0.218	--	--	0.181	--	--
C2-Benzo(a)anthracenes/chrysenes	mg/kg	0.0737	--	--	0.0961	--	--
C2-Fluorenes	mg/kg	0.0323	--	--	0.0515	--	--
C2-Naphthalenes	mg/kg	0.0408	--	--	0.0539	--	--
C2-Phenanthrenes/Anthracenes	mg/kg	0.111	--	--	0.174	--	--
C3-Benzo(a)anthracenes/chrysenes	mg/kg	0.0347	--	--	0.0641	--	--
C3-Fluorenes	mg/kg	0.0584	--	--	0.0921	--	--
C3-Naphthalenes	mg/kg	0.0386	--	--	0.0515	--	--
C3-Phenanthrenes/Anthracenes	mg/kg	0.0569	--	--	0.135	--	--
C4-Benzo(a)anthracenes/chrysenes	mg/kg	0.0254	--	--	0.0438	--	--
C4-Naphthalenes	mg/kg	0.0228	--	--	0.0589	--	--
C4-Phenanthrenes/Anthracenes	mg/kg	0.0327	--	--	0.0816	--	--
Chrysene/Triphenylene	mg/kg	0.433	--	--	0.252	--	--
Perylene	mg/kg	0.201	--	--	0.28	--	--

**Analytical Results Summary**  
**Phase II ESA-Sediment Sampling**  
**General Motors Janesville Assembly Plant**  
**Janesville, Wisconsin**  
**March 2016**

Sample Location:	SS-1	SS-1	SS-1	SS-2	SS-2	SS-2	SS-2
Sample Identification:	SE-031016-JN-021	SE-031016-JN-023	SE-031016-JN-022	SE-031016-JN-014	SE-031016-JN-016	SE-031016-JN-017	SE-031016-JN-015
Sample Date:	3/10/2016	3/10/2016	3/10/2016	3/10/2016	3/10/2016	3/10/2016	3/10/2016
Sample Depth:	(0-0.5) ft BGS	(0-3.5) ft BGS	(0.5-2) ft BGS	(0-0.5) ft BGS	(0-2) ft BGS	(0-2) ft BGS	(0.5-2) ft BGS
Sample Type:						Duplicate	
	Units						
<b>Volatile Organic Compounds</b>							
1,1,1-Trichloroethane	mg/kg	0.0012 U	0.0014 U	0.0014 U	0.0012 U	0.0014 U	0.0013 U
1,1,2,2-Tetrachloroethane	mg/kg	0.00057 U	0.00068 U	0.00066 U	0.00059 U	0.00067 U	0.00061 U
1,1,2-Trichloroethane	mg/kg	0.00068 U	0.00081 U	0.00079 U	0.00071 U	0.0008 U	0.00073 U
1,1-Dichloroethane	mg/kg	0.00063 U	0.00074 U	0.00073 U	0.00065 U	0.00073 U	0.00067 U
1,1-Dichloroethene	mg/kg	0.0015 U	0.0017 U	0.0017 U	0.0015 U	0.0017 U	0.0016 U
1,2,4-Trichlorobenzene	mg/kg	0.0007 U	0.00083 U	0.00081 U	0.00073 U	0.00082 U	0.00075 U
1,2,4-Trimethylbenzene	mg/kg	0.0011 U	0.0013 U	0.0012 U	0.0011 U	0.0012 U	0.0011 U
1,2-Dibromo-3-chloropropane	mg/kg	0.005 U	0.0059 U	0.0058 U	0.0052 U	0.0058 U	0.0053 U
1,2-Dibromoethane	mg/kg	0.00098 U	0.0012 U	0.0011 U	0.001 U	0.0011 U	0.001 U
1,2-Dichlorobenzene	mg/kg	0.00063 U	0.00074 U	0.00073 U	0.00065 U	0.00073 U	0.00067 U
1,2-Dichloroethane	mg/kg	0.00085 U	0.001 U	0.00098 U	0.00088 U	0.00099 U	0.0009 U
1,2-Dichloropropane	mg/kg	0.00026 U	0.00031 UJ	0.0003 U	0.00027 U	0.0003 U	0.00027 U
1,3,5-Trimethylbenzene	mg/kg	0.00053 U	0.00063 U	0.00062 U	0.00056 U	0.00062 U	0.00057 U
1,3-Dichlorobenzene	mg/kg	0.0013 U	0.0015 U	0.0015 U	0.0013 U	0.0015 U	0.0014 U
1,4-Dichlorobenzene	mg/kg	0.00052 U	0.00061 U	0.0006 U	0.00054 U	0.0006 U	0.00055 U
(Methyl ethyl ketone) (MEK)	mg/kg	0.0021 U	0.0024 U	0.0024 U	0.0024 U	0.0022 U	0.0022 U
2-Hexanone	mg/kg	0.0013 U	0.0015 U	0.0015 U	0.0013 U	0.0015 U	0.0013 U
4-Methyl-2-pentanone	mg/kg	0.0022 U	0.0027 U	0.0026 U	0.0023 U	0.0026 U	0.0024 U
Acetone	mg/kg	0.011 U	0.012 U	0.012 U	0.039	0.012 U	0.044
Benzene	mg/kg	0.0017 U	0.002 U	0.0019 U	0.0017 U	0.0019 U	0.0018 U
Bromodichloromethane	mg/kg	0.00053 U	0.00063 U	0.00062 U	0.00056 U	0.00062 U	0.00057 U
Bromoform	mg/kg	0.00044 U	0.00052 U	0.00051 U	0.00046 U	0.00052 U	0.00047 U
Bromomethane (Methyl bromide)	mg/kg	0.00077 U	0.00092 U	0.0009 U	0.00081 U	0.0009 U	0.00082 U
Carbon disulfide	mg/kg	0.0011 U	0.0013 U	0.0013 U	0.0011 U	0.0013 U	0.0012 U
Carbon tetrachloride	mg/kg	0.0012 U	0.0014 U	0.0014 U	0.0012 U	0.0014 U	0.0013 U
Chlorobenzene	mg/kg	0.00098 U	0.0012 U	0.0011 U	0.001 U	0.0011 U	0.001 U
Chloroethane	mg/kg	0.00081 U	0.00096 U	0.00094 U	0.00084 U	0.00095 U	0.00086 U
Chloroform (Trichloromethane)	mg/kg	0.00066 U	0.00078 U	0.00077 U	0.00069 U	0.00078 U	0.00071 U
Chloromethane (Methyl chloride)	mg/kg	0.0015 U	0.0017 U	0.0017 U	0.0015 U	0.0017 U	0.0015 U
cis-1,2-Dichloroethene	mg/kg	0.00052 U	0.00061 U	0.0006 U	0.00054 U	0.0006 U	0.00055 U
cis-1,3-Dichloropropene	mg/kg	0.0013 U	0.0015 U	0.0015 U	0.0014 U	0.0015 U	0.0014 U
Cyclohexane	mg/kg	0.00089 U	0.001 U	0.001 U	0.00092 U	0.001 U	0.00094 U
Dibromochloromethane	mg/kg	0.00068 U	0.00081 U	0.00079 U	0.00071 U	0.0008 U	0.00073 U
Dichlorodifluoromethane (CFC-12)	mg/kg	0.00052 U	0.00061 U	0.0006 U	0.00054 U	0.0006 U	0.00055 U
Ethylbenzene	mg/kg	0.00059 U	0.0007 U	0.00068 U	0.00061 U	0.00069 U	0.00063 U
Isopropyl benzene	mg/kg	0.00037 U	0.00044 U	0.00043 U	0.00038 U	0.00043 U	0.00039 U
Methyl acetate	mg/kg	0.0037 U	0.0044 U	0.0043 U	0.0039 U	0.0043 U	0.0039 U
Methyl cyclohexane	mg/kg	0.0011 U	0.0013 U	0.0012 U	0.0028 J	0.0012 U	0.0011 U

**Analytical Results Summary  
Phase II ESA-Sediment Sampling  
General Motors Janesville Assembly Plant  
Janesville, Wisconsin  
March 2016**

Sample Location:	SS-1	SS-1	SS-1	SS-2	SS-2	SS-2	SS-2	
Sample Identification:	SE-031016-JN-021	SE-031016-JN-023	SE-031016-JN-022	SE-031016-JN-014	SE-031016-JN-016	SE-031016-JN-017	SE-031016-JN-015	
Sample Date:	3/10/2016	3/10/2016	3/10/2016	3/10/2016	3/10/2016	3/10/2016	3/10/2016	
Sample Depth:	(0-0.5) ft BGS	(0-3.5) ft BGS	(0.5-2) ft BGS	(0-0.5) ft BGS	(0-2) ft BGS	(0-2) ft BGS	(0.5-2) ft BGS	
Sample Type:						Duplicate		
	Units							
Methyl tert butyl ether (MTBE)	mg/kg	0.00079 U	0.00094 U	0.00092 U	0.00083 U	0.00093 U	0.00084 U	0.00078 U
Methylene chloride	mg/kg	0.0014 U	0.0016 U	0.0016 U	0.0014 U	0.0016 U	0.0015 U	0.0013 U
Styrene	mg/kg	0.00074 U	0.00087 U	0.00085 U	0.00077 U	0.00086 U	0.00078 U	0.00073 U
Tetrachloroethene	mg/kg	0.0015 U	0.0017 U	0.0017 U	0.0015 U	0.0017 U	0.0016 U	0.0015 U
Toluene	mg/kg	0.0005 U	0.00059 U	0.00058 U	0.00052 U	0.00058 U	0.00053 U	0.00049 U
trans-1,2-Dichloroethene	mg/kg	0.00059 U	0.0007 U	0.00068 U	0.00061 U	0.00069 U	0.00063 U	0.00058 U
trans-1,3-Dichloropropene	mg/kg	0.00053 U	0.00063 U	0.00062 U	0.00056 U	0.00062 U	0.00057 U	0.00053 U
Trichloroethene	mg/kg	0.0007 U	0.00083 U	0.00081 U	0.00073 U	0.00082 U	0.00075 U	0.00069 U
Trichlorofluoromethane (CFC-11)	mg/kg	0.00053 U	0.00063 U	0.00062 U	0.00056 U	0.00062 U	0.00057 U	0.00053 U
Trifluorotrchloroethane (CFC-113)	mg/kg	0.00077 U	0.00092 U	0.0009 U	0.00081 U	0.0009 U	0.00082 U	0.00077 U
Vinyl chloride	mg/kg	0.00055 U	0.00065 U	0.00064 U	0.00058 U	0.00065 U	0.00059 U	0.00055 U
Xylenes (total)	mg/kg	0.001 U	0.0012 U	0.0012 U	0.001 U	0.0012 U	0.0011 U	0.00099 U
<b>General Chemistry</b>								
Black carbon	mg/kg	21000	--	--	13600	--	--	--
Sulfide (acid soluble)	mg/kg	7.1 U	--	--	393	--	--	--
Sulfide (acid soluble)	umol/g	0.22 U	--	--	12.3	--	--	--
Total organic carbon (TOC)	mg/kg	46300	66800	49100	71900	64100	53400	51000
Total solids	%	38.8	--	--	42.8	--	--	--

## Notes:

- U - Not detected at the associated reporting limit
- J - Estimated concentration
- UJ - Not detected; associated reporting limit is estimated
- R - Rejected

Table 2

**Analytical Results Summary**  
**Phase II ESA-Sediment Sampling**  
**General Motors Janesville Assembly Plant**  
**Janesville, Wisconsin**  
**March 2016**

	Sample Location:	SS-3	SS-3	SS-3	SS-4	SS-4	SS-4	SS-4
	Sample Identification:	SE-031016-JN-018	SE-031016-JN-020	SE-031016-JN-019	SE-030916-JN-007	SE-030916-JN-010	SE-030916-JN-008	SE-030916-JN-009
	Sample Date:	3/10/2016	3/10/2016	3/10/2016	3/9/2016	3/9/2016	3/9/2016	3/9/2016
	Sample Depth:	(0-0.5) ft BGS	(0-3.67) ft BGS	(0.5-2) ft BGS	(0-0.5) ft BGS	(0-4.08) ft BGS	(0.5-2) ft BGS	(0.5-2) ft BGS
	Sample Type:							Duplicate
	Units							
<b>Metals</b>								
Antimony	mg/kg	0.35 J	0.57 J	0.082 J	50.2	17.2	59.8 J	5.1 J
Arsenic	mg/kg	6.2	6.2	3.8	7.6	16.3	11.9	10.7
Barium	mg/kg	171	156	116	2270	1550	2080 J	426 J
Beryllium	mg/kg	0.31 J	0.58 J	0.44	0.56	0.53	0.40	0.47
Cadmium	mg/kg	0.96	0.77	0.43	4.5	3.9	4.0	1.7
Chromium	mg/kg	20.0	19.0	15.1	181 J	164 J	197 J	51.7 J
Cobalt	mg/kg	3.9	5.1	5.6	5.9	5.9	4.3	5.0
Copper	mg/kg	27.1	25.0	15.2	135	106	152	53.3
Lead	mg/kg	294	213	37.6	1340	1280	1630	657
Manganese	mg/kg	324	409	384	390	377	236	394
Mercury	mg/kg	2.4	3.1	1.5	9.3	15.2	14.8	8.4
Methyl mercury	mg/kg	0.0012	--	--	0.0014	--	--	--
Nickel	mg/kg	8.5	10.6	11.4	14.8	13.8	13.6	12.3
Selenium	mg/kg	1.2 J	1.6 J	1.5 J	2.1	2.0	1.5 J	2.0
Silver	mg/kg	0.19 J	0.18 J	0.077 J	0.22 J	0.20 J	0.23 J	0.29 J
Thallium	mg/kg	0.12 J	0.19 J	0.13 J	0.22 J	0.23 J	0.21 J	0.21 J
Vanadium	mg/kg	12.8	17.8	17.6	18.7	17.9	12.5	18.1
Zinc	mg/kg	289	203	75.2	1910	1750	1710	605
<b>Polychlorinated Biphenyls</b>								
Cadmium	mg/kg	0.80	--	--	5.6	--	--	--
Copper	mg/kg	10 J	--	--	138	--	--	--
Lead	mg/kg	120	--	--	1940	--	--	--
Mercury	mg/kg	0.0023 J	--	--	0.0027 U	--	--	--
Nickel	mg/kg	4.5	--	--	10.2	--	--	--
Silver	mg/kg	R	--	--	0.18 U	--	--	--
Zinc	mg/kg	115	--	--	2960	--	--	--
<b>SEM/Acid-volatile sulfide ratio (AVS)</b>	none	0.243	--	--	3.28	--	--	--
<b>Trace Organic Compounds</b>								
Cadmium	umol/g	0.0071	--	--	0.050	--	--	--
Copper	umol/g	0.16 J	--	--	2.2	--	--	--
Lead	umol/g	0.58	--	--	9.4	--	--	--
Mercury	umol/g	0.000011 J	--	--	0.000014 U	--	--	--
Nickel	umol/g	0.077	--	--	0.17	--	--	--
Silver	umol/g	R	--	--	0.0017 U	--	--	--
Zinc	umol/g	1.8	--	--	45.3	--	--	--

**Analytical Results Summary**  
**Phase II ESA-Sediment Sampling**  
**General Motors Janesville Assembly Plant**  
**Janesville, Wisconsin**  
**March 2016**

Sample Location:	SS-3	SS-3	SS-3	SS-4	SS-4	SS-4	SS-4	
Sample Identification:	SE-031016-JN-018	SE-031016-JN-020	SE-031016-JN-019	SE-030916-JN-007	SE-030916-JN-010	SE-030916-JN-008	SE-030916-JN-009	
Sample Date:	3/10/2016	3/10/2016	3/10/2016	3/9/2016	3/9/2016	3/9/2016	3/9/2016	
Sample Depth:	(0-0.5) ft BGS	(0-3.67) ft BGS	(0.5-2) ft BGS	(0-0.5) ft BGS	(0-4.08) ft BGS	(0.5-2) ft BGS	(0.5-2) ft BGS	
Sample Type:							Duplicate	
	Units							
<b>Polychlorinated Biphenyls</b>								
Aroclor-1016 (PCB-1016)	mg/kg	0.024 U	0.023 U	0.024 U	0.13 U	0.046 U	0.044 U	0.12 U
Aroclor-1221 (PCB-1221)	mg/kg	0.032 U	0.031 U	0.032 U	0.17 U	0.062 U	0.058 U	0.17 U
Aroclor-1232 (PCB-1232)	mg/kg	0.04 U	0.038 U	0.04 U	0.21 U	0.077 U	0.073 U	0.21 U
Aroclor-1242 (PCB-1242)	mg/kg	0.022 U	0.021 U	0.022 U	0.12 U	0.042 U	0.04 U	0.11 U
Aroclor-1248 (PCB-1248)	mg/kg	0.016 U	0.015 U	0.016 U	0.084 U	0.031 U	0.029 U	0.083 U
Aroclor-1254 (PCB-1254)	mg/kg	0.18 J	0.027 U	0.028 U	0.15 U	0.054 U	0.051 U	0.15 U
Aroclor-1260 (PCB-1260)	mg/kg	0.018 U	0.017 U	0.018 U	0.095 U	0.035 U	0.033 U	0.094 U
Aroclor-1262 (PCB-1262)	mg/kg	0.02 U	0.019 U	0.02 U	0.11 U	0.039 U	0.036 U	0.1 U
Aroclor-1268 (PCB-1268)	mg/kg	0.026 U	0.025 U	0.026 U	0.14 UJ	0.05 UJ	0.047 UJ	0.14 UJ
Total PCBs	mg/kg	0.18 J	ND	ND	ND	ND	ND	ND
<b>Semi-Volatile Organic Compounds</b>								
2,2'-Oxybis(1-chloropropane)	mg/kg	0.078 U	0.091 U	0.019 U	1 U	0.37 U	0.87 U	0.98 U
2,4,5-Trichlorophenol	mg/kg	0.2 U	0.24 U	0.051 U	2.7 U	0.98 U	2.3 U	2.6 U
2,4,6-Trichlorophenol	mg/kg	0.073 U	0.086 U	0.018 U	0.95 U	0.35 U	0.81 U	0.92 U
2,4-Dichlorophenol	mg/kg	0.16 U	0.19 U	0.041 U	2.1 U	0.78 U	1.8 U	2.1 U
2,4-Dimethylphenol	mg/kg	0.16 U	0.19 U	0.041 U	2.1 U	0.78 U	1.8 U	2.1 U
2,4-Dinitrophenol	mg/kg	0.17 U	0.2 U	0.043 U	2.2 UJ	0.82 UJ	1.9 UJ	2.2 UJ
2,4-Dinitrotoluene	mg/kg	0.14 U	0.16 U	0.035 U	1.8 U	0.66 U	1.6 U	1.8 U
2,6-Dinitrotoluene	mg/kg	0.17 U	0.2 U	0.043 U	2.2 U	0.82 U	1.9 U	2.2 U
2-Chloronaphthalene	mg/kg	0.0037 U	0.0043 U	0.00092 U	0.048 U	0.018 U	0.041 U	0.047 U
2-Chlorophenol	mg/kg	0.067 U	0.079 U	0.017 U	0.87 U	0.32 U	0.75 U	0.85 U
2-Methylnaphthalene	mg/kg	0.1	0.1	0.001 U	7.4	3.3	6.3	14
2-Methylphenol	mg/kg	0.09 U	0.11 U	0.023 U	1.2 U	0.43 U	1 U	1.1 U
2-Nitroaniline	mg/kg	0.074 U	0.088 U	0.019 U	0.97 U	0.36 U	0.83 U	0.94 U
2-Nitrophenol	mg/kg	0.068 U	0.08 U	0.017 U	0.88 U	0.32 U	0.76 U	0.86 U
3&4-Methylphenol	mg/kg	0.16 U	0.19 U	0.041 U	2.1 U	0.78 U	1.8 U	2.1 U
3,3'-Dichlorobenzidine	mg/kg	0.15 U	0.17 U	0.037 U	1.9 U	0.7 U	1.6 U	1.9 U
3-Nitroaniline	mg/kg	0.13 U	0.15 U	0.033 U	1.7 U	0.62 U	1.5 U	1.7 U
4,6-Dinitro-2-methylphenol	mg/kg	0.075 U	0.089 U	0.019 U	0.98 U	0.36 U	0.84 U	0.95 U
4-Bromophenyl phenyl ether	mg/kg	0.11 U	0.13 U	0.027 U	1.4 U	0.51 U	1.2 U	1.3 U
4-Chloro-3-methylphenol	mg/kg	0.17 U	0.2 U	0.043 U	2.2 U	0.82 U	1.9 U	2.2 U
4-Chloroaniline	mg/kg	0.14 U	0.16 U	0.035 U	1.8 U	0.66 U	1.6 U	1.8 U
4-Chlorophenyl phenyl ether	mg/kg	0.11 U	0.13 U	0.027 U	1.4 U	0.51 U	1.2 U	1.3 U
4-Nitroaniline	mg/kg	0.21 U	0.25 U	0.053 U	2.8 U	1 U	2.4 U	2.7 U
4-Nitrophenol	mg/kg	0.14 U	0.16 U	0.035 U	1.8 U	0.66 U	1.6 U	1.8 U
Acenaphthene	mg/kg	0.124	0.057 J	0.0016 U	0.512	0.49	1	1.1
Acenaphthylene	mg/kg	0.071	0.0034 U	0.0085 J	0.277	0.014 U	0.032 U	0.036 U

**Analytical Results Summary**  
**Phase II ESA-Sediment Sampling**  
**General Motors Janesville Assembly Plant**  
**Janesville, Wisconsin**  
**March 2016**

Sample Location:	SS-3	SS-3	SS-3	SS-4	SS-4	SS-4	SS-4	
Sample Identification:	SE-031016-JN-018	SE-031016-JN-020	SE-031016-JN-019	SE-030916-JN-007	SE-030916-JN-010	SE-030916-JN-008	SE-030916-JN-009	
Sample Date:	3/10/2016	3/10/2016	3/10/2016	3/9/2016	3/9/2016	3/9/2016	3/9/2016	
Sample Depth:	(0-0.5) ft BGS	(0-3.67) ft BGS	(0.5-2) ft BGS	(0-0.5) ft BGS	(0-4.08) ft BGS	(0.5-2) ft BGS	(0.5-2) ft BGS	
Sample Type:							Duplicate	
	Units							
<b>Semi-Volatile Organic Compounds</b>								
Acetophenone	mg/kg	0.075 U	0.089 U	0.019 U	0.98 U	0.36 U	0.84 U	0.95 U
Anthracene	mg/kg	0.321	0.14	0.024	1.1	0.83	1.5	1.7
Atrazine	mg/kg	0.074 U	0.088 U	0.019 U	0.97 U	0.36 U	0.83 U	0.94 U
Benzaldehyde	mg/kg	0.098 U	0.12 U	0.025 U	1.3 U	0.47 U	1.1 U	1.2 U
Benzo(a)anthracene	mg/kg	0.57	0.3	0.056	1.47	1.4	2.8	3.6
Benzo(a)pyrene	mg/kg	0.53	0.26	0.049	1.21	0.99	2.3	2.7
Benzo(b)fluoranthene	mg/kg	0.488	0.29	0.049	1.18	1.3	2.7	3.3
Benzo(g,h,i)perylene	mg/kg	0.313	0.17	0.03	0.707	0.48	1.1	1.1
Benzo(k)fluoranthene	mg/kg	--	0.15	0.031	--	0.46	1.3	0.91
Biphenyl (1,1-Biphenyl)	mg/kg	0.029 U	0.034 U	0.0072 U	0.48 J	0.26 J	0.43 J	0.57 J
bis(2-Chloroethoxy)methane	mg/kg	0.18 U	0.21 U	0.045 U	2.3 U	0.86 U	2 U	2.3 U
bis(2-Chloroethyl)ether	mg/kg	0.016 U	0.019 U	0.0041 U	0.21 U	0.078 U	0.18 U	0.21 U
bis(2-Ethylhexyl)phthalate (DEHP)	mg/kg	0.16 U	0.18 U	0.039 U	2 U	0.74 U	1.7 U	2 U
Butyl benzylphthalate (BBP)	mg/kg	0.13 J	0.096 U	0.021 U	1.1 U	0.39 U	0.91 U	1 U
Caprolactam	mg/kg	0.3 U	0.36 U	0.076 U	3.9 U	1.4 U	3.4 U	3.8 U
Carbazole	mg/kg	0.22 U	0.26 U	0.055 U	2.9 U	1.1 U	2.5 U	2.8 U
Chrysene	mg/kg	--	0.4	0.064	--	2.1	4.2	4.6
Dibenz(a,h)anthracene	mg/kg	0.0929	0.0064 U	0.0014 U	0.222	0.17 J	0.06 U	0.068 U
Dibenzofuran	mg/kg	0.062 J	0.0064 U	0.0014 U	1.9 J	0.39 J	0.85 J	1.1 J
Diethyl phthalate	mg/kg	0.13 U	0.15 U	0.033 U	1.7 U	0.62 U	1.5 U	1.7 U
Dimethyl phthalate	mg/kg	0.14 U	0.16 U	0.035 U	1.8 U	0.66 U	1.6 U	1.8 U
Di-n-butylphthalate (DBP)	mg/kg	0.13 J	0.17 J	0.031 U	6.7 J	3	4 J	5.9 J
Di-n-octyl phthalate (DnOP)	mg/kg	0.064 U	0.076 U	0.016 U	0.84 U	0.31 U	0.72 U	0.82 U
Fluoranthene	mg/kg	1.25	0.7	0.12	3.2	2.9	6	6.6
Fluorene	mg/kg	0.136	0.052 J	0.014	0.876	0.67	1.5	1.9
Hexachlorobenzene	mg/kg	0.017 U	0.02 U	0.0043 U	0.22 U	0.082 U	0.19 U	0.22 U
Hexachlorobutadiene	mg/kg	0.046 U	0.054 U	0.011 U	0.6 U	0.22 U	0.51 U	0.58 U
Hexachlorocyclopentadiene	mg/kg	0.066 U	0.078 U	0.017 U	0.86 U	0.32 U	0.74 U	0.84 U
Hexachloroethane	mg/kg	0.073 U	0.087 U	0.018 U	0.96 U	0.35 U	0.82 U	0.93 U
Indeno(1,2,3-cd)pyrene	mg/kg	0.295	0.14	0.023	0.637	0.42	1.2	1
Isophorone	mg/kg	0.11 U	0.13 U	0.027 U	1.4 U	0.51 U	1.2 U	1.3 U
Naphthalene	mg/kg	0.332	0.15	0.0091 J	1.87	1.5	3.9	5.2
Nitrobenzene	mg/kg	0.018 U	0.021 U	0.0045 U	0.23 U	0.086 U	0.2 U	0.23 U
N-Nitrosodi-n-propylamine	mg/kg	0.051 U	0.061 U	0.013 U	0.67 U	0.25 U	0.58 U	0.65 U
N-Nitrosodiphenylamine	mg/kg	0.17 U	0.2 U	0.043 U	2.2 U	0.82 U	1.9 U	2.2 U
Pentachlorophenol	mg/kg	0.074 U	0.088 U	0.019 U	0.97 U	0.36 U	0.83 U	0.94 U
Phenanthrene	mg/kg	1.09	0.54	0.098	3.94	3.5	7.3	9.3
Phenol	mg/kg	0.06 U	0.07 U	0.024 J	0.28 U	0.28 U	0.67 U	0.76 U
Pyrene	mg/kg	1.13	0.66	0.12	3.29	2.7	6.1	7.9

Table 2

**Analytical Results Summary  
Phase II ESA-Sediment Sampling  
General Motors Janesville Assembly Plant  
Janesville, Wisconsin  
March 2016**

Sample Location:	SS-3	SS-3	SS-3	SS-4	SS-4	SS-4	SS-4
Sample Identification:	SE-031016-JN-018	SE-031016-JN-020	SE-031016-JN-019	SE-030916-JN-007	SE-030916-JN-010	SE-030916-JN-008	SE-030916-JN-009
Sample Date:	3/10/2016	3/10/2016	3/10/2016	3/9/2016	3/9/2016	3/9/2016	3/9/2016
Sample Depth:	(0-0.5) ft BGS	(0-3.67) ft BGS	(0.5-2) ft BGS	(0-0.5) ft BGS	(0-4.08) ft BGS	(0.5-2) ft BGS	(0.5-2) ft BGS
Sample Type:							Duplicate

**Alkylated Polycyclic Aromatic Hydrocarbons**

	Units	SS-3	SS-3	SS-3	SS-4	SS-4	SS-4	SS-4
Benzo(j)fluoranthene/Benzo(k)fluoranthene	mg/kg	0.442	--	--	1.1	--	--	--
Benzo(e)pyrene	mg/kg	0.367	--	--	0.981	--	--	--
C1-Benzo(a)anthracenes/chrysenes	mg/kg	0.622	--	--	3.47	--	--	--
C1-Fluoranthenes/Pyrenes	mg/kg	0.86	--	--	3.8	--	--	--
C1-Fluorenes	mg/kg	0.138	--	--	1.27	--	--	--
C1-Naphthalenes	mg/kg	0.18	--	--	4.11	--	--	--
C1-Phenanthrenes/Anthracenes	mg/kg	0.992	--	--	6.58	--	--	--
C2-Benzo(a)anthracenes/chrysenes	mg/kg	0.552	--	--	3.76	--	--	--
C2-Fluorenes	mg/kg	0.406	--	--	4.27	--	--	--
C2-Naphthalenes	mg/kg	0.749	--	--	7.49	--	--	--
C2-Phenanthrenes/Anthracenes	mg/kg	1.71	--	--	14	--	--	--
C3-Benzo(a)anthracenes/chrysenes	mg/kg	0.426	--	--	2.89	--	--	--
C3-Fluorenes	mg/kg	0.665	--	--	7.94	--	--	--
C3-Naphthalenes	mg/kg	0.826	--	--	7.62	--	--	--
C3-Phenanthrenes/Anthracenes	mg/kg	1.73	--	--	15.7	--	--	--
C4-Benzo(a)anthracenes/chrysenes	mg/kg	0.324	--	--	2.08	--	--	--
C4-Naphthalenes	mg/kg	0.503	--	--	6.92	--	--	--
C4-Phenanthrenes/Anthracenes	mg/kg	1.01	--	--	8.69	--	--	--
Chrysene/Triphenylene	mg/kg	0.761	--	--	2.76	--	--	--
Perylene	mg/kg	0.221	--	--	0.402	--	--	--

Table 2

**Analytical Results Summary**  
**Phase II ESA-Sediment Sampling**  
**General Motors Janesville Assembly Plant**  
**Janesville, Wisconsin**  
**March 2016**

Sample Location:	SS-3	SS-3	SS-3	SS-4	SS-4	SS-4	SS-4	
Sample Identification:	SE-031016-JN-018	SE-031016-JN-020	SE-031016-JN-019	SE-030916-JN-007	SE-030916-JN-010	SE-030916-JN-008	SE-030916-JN-009	
Sample Date:	3/10/2016	3/10/2016	3/10/2016	3/9/2016	3/9/2016	3/9/2016	3/9/2016	
Sample Depth:	(0-0.5) ft BGS	(0-3.67) ft BGS	(0.5-2) ft BGS	(0-0.5) ft BGS	(0-4.08) ft BGS	(0.5-2) ft BGS	(0.5-2) ft BGS	
Sample Type:							Duplicate	
	Units							
<b>Volatile Organic Compounds</b>								
1,1,1-Trichloroethane	mg/kg	0.0022 U	0.0011 U	0.0013 U	0.082 U	0.074 U	0.069 U	0.079 U
1,1,2,2-Tetrachloroethane	mg/kg	0.001 U	0.00054 U	0.00061 U	0.076 U	0.069 U	0.064 U	0.074 U
1,1,2-Trichloroethane	mg/kg	0.0012 U	0.00065 U	0.00073 U	0.058 U	0.052 U	0.048 U	0.056 U
1,1-Dichloroethane	mg/kg	0.0011 U	0.00059 U	0.00067 U	0.11 U	0.096 U	0.089 U	0.1 U
1,1-Dichloroethene	mg/kg	0.0027 U	0.0014 U	0.0016 U	0.091 U	0.083 U	0.076 U	0.088 U
1,2,4-Trichlorobenzene	mg/kg	0.0013 U	0.00066 U	0.00075 U	0.091 U	0.083 U	0.076 U	0.088 U
1,2,4-Trimethylbenzene	mg/kg	0.0019 U	0.001 U	0.0011 U	4.2	0.38 J	0.45 J	0.35 J
1,2-Dibromo-3-chloropropane	mg/kg	0.009 U	0.0047 U	0.0053 U	0.21 U	0.2 U	0.18 U	0.21 U
1,2-Dibromoethane	mg/kg	0.0018 U	0.00093 U	0.001 U	0.097 U	0.088 U	0.081 U	0.094 U
1,2-Dichlorobenzene	mg/kg	0.0011 U	0.00059 U	0.00067 U	0.058 U	0.052 U	0.048 U	0.056 U
1,2-Dichloroethane	mg/kg	0.0015 U	0.0008 U	0.0009 U	0.03 U	0.028 U	0.025 U	0.029 U
1,2-Dichloropropane	mg/kg	0.00046 U	0.00024 U	0.00028 U	0.097 U	0.088 U	0.081 U	0.094 U
1,3,5-Trimethylbenzene	mg/kg	0.00096 U	0.00051 U	0.00057 U	2.3	0.15 J	0.18 J	0.15 J
1,3-Dichlorobenzene	mg/kg	0.0023 U	0.0012 U	0.0014 U	0.091 U	0.083 U	0.076 U	0.088 U
1,4-Dichlorobenzene	mg/kg	0.00093 U	0.00049 U	0.00055 U	0.12 U	0.11 U	0.1 U	0.12 U
(Methyl ethyl ketone) (MEK)	mg/kg	0.0037 U	0.002 U	0.0022 U	0.22 U	0.2 U	0.19 U	0.21 U
2-Hexanone	mg/kg	0.0023 U	0.0012 U	0.0013 U	0.25 U	0.23 U	0.21 U	0.25 U
4-Methyl-2-pentanone	mg/kg	0.0041 U	0.0021 U	0.0024 U	0.17 U	0.15 U	0.14 U	0.16 U
Acetone	mg/kg	0.069 J	0.075	0.011 U	0.68 U	0.62 U	0.58 U	0.67 U
Benzene	mg/kg	0.003 U	0.0016 U	0.0018 U	0.027 U	0.025 U	0.023 U	0.026 U
Bromodichloromethane	mg/kg	0.00096 U	0.00051 U	0.00057 U	0.12 U	0.1 U	0.097 U	0.11 U
Bromoform	mg/kg	0.0008 U	0.00042 U	0.00047 U	0.18 U	0.17 U	0.16 U	0.18 U
Bromomethane (Methyl bromide)	mg/kg	0.0014 U	0.00073 U	0.00083 U	0.15 U	0.14 U	R	0.15 U
Carbon disulfide	mg/kg	0.002 U	0.001 U	0.0012 U	0.17 U	0.15 U	R	0.16 U
Carbon tetrachloride	mg/kg	0.0022 U	0.0011 U	0.0013 U	0.054 U	0.05 U	0.046 U	0.053 U
Chlorobenzene	mg/kg	0.0018 U	0.00093 U	0.001 U	0.039 U	0.036 U	0.033 U	0.038 U
Chloroethane	mg/kg	0.0015 U	0.00077 U	0.00086 U	0.15 U	0.14 U	0.13 U	0.15 U
Chloroform (Trichloromethane)	mg/kg	0.0012 U	0.00063 U	0.00071 U	0.11 U	0.099 U	0.092 U	0.11 U
Chloromethane (Methyl chloride)	mg/kg	0.0026 U	0.0014 U	0.0016 U	0.15 U	0.13 U	0.12 U	0.14 U
cis-1,2-Dichloroethene	mg/kg	0.00093 U	0.00049 U	0.00055 U	0.12 U	0.1 U	0.097 U	0.11 U
cis-1,3-Dichloropropene	mg/kg	0.0024 U	0.0012 U	0.0014 U	0.067 U	0.061 U	0.056 U	0.065 U
Cyclohexane	mg/kg	0.0016 U	0.00084 U	0.00094 U	0.28 J	0.15 J	0.17 J	0.16 J
Dibromochloromethane	mg/kg	0.0012 U	0.00065 U	0.00073 U	0.061 U	0.055 U	0.051 U	0.059 U
Dichlorodifluoromethane (CFC-12)	mg/kg	0.00093 U	0.00049 U	0.00055 U	0.18 U	0.17 U	R	0.18 U
Ethylbenzene	mg/kg	0.0011 U	0.00056 U	0.00063 U	0.11 U	0.096 U	0.089 U	0.1 U
Isopropyl benzene	mg/kg	0.00066 U	0.00035 U	0.00039 U	0.49 J	0.37 J	0.53 J	0.49 J
Methyl acetate	mg/kg	0.0067 U	0.0035 U	0.004 U	0.22 J	0.29 J	0.23 J	0.23 J
Methyl cyclohexane	mg/kg	0.039 J	0.0035 J	0.0011 U	2.3	1.3 J	1.4 J	1.3 J



Table 2

**Analytical Results Summary**  
**Phase II ESA-Sediment Sampling**  
**General Motors Janesville Assembly Plant**  
**Janesville, Wisconsin**  
**March 2016**

	Sample Location:	SS-3	SS-3	SS-3	SS-4	SS-4	SS-4	SS-4
	Sample Identification:	SE-031016-JN-018	SE-031016-JN-020	SE-031016-JN-019	SE-030916-JN-007	SE-030916-JN-010	SE-030916-JN-008	SE-030916-JN-009
	Sample Date:	3/10/2016	3/10/2016	3/10/2016	3/9/2016	3/9/2016	3/9/2016	3/9/2016
	Sample Depth:	(0-0.5) ft BGS	(0-3.67) ft BGS	(0.5-2) ft BGS	(0-0.5) ft BGS	(0-4.08) ft BGS	(0.5-2) ft BGS	(0.5-2) ft BGS
	Sample Type:							Duplicate
	Units							
Methyl tert butyl ether (MTBE)	mg/kg	0.0014 U	0.00075 U	0.00085 U	0.091 U	0.083 U	0.076 U	0.088 U
Methylene chloride	mg/kg	0.0025 U	0.0013 U	0.0015 U	0.26 U	0.23 U	0.22 U	0.25 U
Styrene	mg/kg	0.0013 U	0.0007 U	0.00079 U	0.082 U	0.074 U	0.069 U	0.079 U
Tetrachloroethene	mg/kg	0.0027 U	0.0014 U	0.0016 U	0.082 U	0.074 U	0.069 U	0.079 U
Toluene	mg/kg	0.0009 U	0.00047 U	0.00053 U	0.03 U	0.028 U	0.025 U	0.029 U
trans-1,2-Dichloroethene	mg/kg	0.0011 U	0.00056 U	0.00063 U	0.079 U	0.072 U	0.066 UJ	0.077 U
trans-1,3-Dichloropropene	mg/kg	0.00096 U	0.00051 U	0.00057 U	0.079 U	0.072 U	0.066 U	0.077 U
Trichloroethene	mg/kg	0.0013 U	0.00066 U	0.00075 U	0.12 U	0.11 U	0.099 U	0.11 U
Trichlorofluoromethane (CFC-11)	mg/kg	0.00096 U	0.00051 U	0.00057 U	0.11 U	0.096 U	0.089 U	0.1 U
Trifluorotrichloroethane (CFC-113)	mg/kg	0.0014 U	0.00073 U	0.00083 U	0.13 U	0.12 U	0.11 UJ	0.12 U
Vinyl chloride	mg/kg	0.001 U	0.00052 U	0.00059 U	0.051 U	0.047 U	0.043 U	0.05 U
Xylenes (total)	mg/kg	0.0018 U	0.00094 U	0.0011 U	0.94 J	0.15 J	0.12 J	0.14 J
<b>General Chemistry</b>								
Black carbon	mg/kg	11400	--	--	27900	--	--	--
Sulfide (acid soluble)	mg/kg	340	--	--	558	--	--	--
Sulfide (acid soluble)	umol/g	10.6	--	--	17.4	--	--	--
Total organic carbon (TOC)	mg/kg	46100	43800	60300	80700	114000	162000	399000
Total solids	%	52.6	--	--	51.3	--	--	--

## Notes:

- U - Not detected at the associated reporting limit
- J - Estimated concentration
- UJ - Not detected; associated reporting limit is estimated
- R - Rejected

Table 2

**Analytical Results Summary**  
**Phase II ESA-Sediment Sampling**  
**General Motors Janesville Assembly Plant**  
**Janesville, Wisconsin**  
**March 2016**

	Sample Location:	SS-5	SS-5	SS-5	SS-6	SS-6	SS-6	SS-7	
	Sample Identification:	SE-031016-JN-011	SE-031016-JN-013	SE-031016-JN-012	SE-030916-JN-001	SE-030916-JN-003	SE-030916-JN-002	SE-030916-JN-004	
	Sample Date:	3/10/2016	3/10/2016	3/10/2016	3/9/2016	3/9/2016	3/9/2016	3/9/2016	
	Sample Depth:	(0-0.5) ft BGS	(0-2) ft BGS	(0.5-2) ft BGS	(0-0.5) ft BGS	(0-2) ft BGS	(0.5-2) ft BGS	(0-0.5) ft BGS	
	Sample Type:								
	Units								
<b>Metals</b>									
Antimony	mg/kg	32.0	511	48.3	30.6	15.0	35.9	33.4	
Arsenic	mg/kg	7.1	40.4	14.7	10.2	8.4	9.0	9.3	
Barium	mg/kg	1120	3880	2340	1140	1010	945	1520	
Beryllium	mg/kg	0.17 J	0.38 J	0.39	0.25 J	0.48	0.47	0.30 J	
Cadmium	mg/kg	8.0	31.9	19.4	57.9	7.6	4.1	9.7	
Chromium	mg/kg	176	746	272	261 J	102 J	113 J	152 J	
Cobalt	mg/kg	3.8	9.3	10.6	5.2	5.9	6.0	4.5	
Copper	mg/kg	40.3	159	113	50.8	88.7	91.8	93.9	
Lead	mg/kg	1470	8570	2660	1870	637	706	1880	
Manganese	mg/kg	371	678	641	548	525	629	357	
Mercury	mg/kg	0.27	1.7	0.61	0.46	1.6	7.2	1.3	
Methyl mercury	mg/kg	0.00022	--	--	0.00024	--	--	0.00047	
Nickel	mg/kg	29.2	103	21.0	12.7	15.0	14.7	13.5	
Selenium	mg/kg	2.0	5.4	4.7	15.1	3.2	2.2	2.3	
Silver	mg/kg	0.21 J	1.3	0.40	0.34	0.26 J	0.22 J	0.35 J	
Thallium	mg/kg	0.10 J	0.24 J	0.18 J	0.11 J	0.21 J	0.23 J	0.14 J	
Vanadium	mg/kg	0.040 U	11.3	5.6	10.0	14.4	14.2	9.2	
Zinc	mg/kg	1970	5590	2780	904	1250	1140	1480	
<b>Polychlorinated Biphenyls</b>									
Cadmium	mg/kg	4.6	--	--	3.7	--	--	3.2	
Copper	mg/kg	11.6 J	--	--	24.8	--	--	55.1	
Lead	mg/kg	3560	--	--	839	--	--	1800	
Mercury	mg/kg	0.0047 J	--	--	0.0031 U	--	--	0.0030 J	
Nickel	mg/kg	58.8	--	--	7.4	--	--	6.1	
Silver	mg/kg	R	--	--	0.082 U	--	--	0.032 U	
Zinc	mg/kg	2690	--	--	2080	--	--	1010	
<b>SEM/Acid-volatile sulfide ratio (AVS)</b>	none	3.48	--	--	1.68	--	--	6.81	
<b>Trace Organic Compounds</b>									
Cadmium	umol/g	0.041	--	--	0.033	--	--	0.029	
Copper	umol/g	0.18 J	--	--	0.39	--	--	0.87	
Lead	umol/g	17.2	--	--	4.0	--	--	8.7	
Mercury	umol/g	0.000024 J	--	--	0.000015 U	--	--	0.000015 J	
Nickel	umol/g	1.0	--	--	0.13	--	--	0.10	
Silver	umol/g	R	--	--	0.00076 U	--	--	0.00030 U	
Zinc	umol/g	41.2	--	--	31.8	--	--	15.4	

Table 2

**Analytical Results Summary**  
**Phase II ESA-Sediment Sampling**  
**General Motors Janesville Assembly Plant**  
**Janesville, Wisconsin**  
**March 2016**

Sample Location:	SS-5	SS-5	SS-5	SS-6	SS-6	SS-6	SS-7
Sample Identification:	SE-031016-JN-011	SE-031016-JN-013	SE-031016-JN-012	SE-030916-JN-001	SE-030916-JN-003	SE-030916-JN-002	SE-030916-JN-004
Sample Date:	3/10/2016	3/10/2016	3/10/2016	3/9/2016	3/9/2016	3/9/2016	3/9/2016
Sample Depth:	(0-0.5) ft BGS	(0-2) ft BGS	(0.5-2) ft BGS	(0-0.5) ft BGS	(0-2) ft BGS	(0.5-2) ft BGS	(0-0.5) ft BGS
Sample Type:							
	Units						
<b>Polychlorinated Biphenyls</b>							
Aroclor-1016 (PCB-1016)	mg/kg	0.075 U	0.15 U	0.025 U	0.41 U	0.13 U	0.14 U
Aroclor-1221 (PCB-1221)	mg/kg	0.1 U	0.2 U	0.034 U	0.55 U	0.17 U	0.19 U
Aroclor-1232 (PCB-1232)	mg/kg	0.13 U	0.25 U	0.042 U	0.69 U	0.22 U	0.23 U
Aroclor-1242 (PCB-1242)	mg/kg	0.069 U	0.13 U	0.023 U	0.38 UJ	0.12 U	0.13 UJ
Aroclor-1248 (PCB-1248)	mg/kg	0.05 U	0.098 U	0.017 U	0.27 U	0.089 U	0.094 U
Aroclor-1254 (PCB-1254)	mg/kg	0.14 J	0.2 J	0.27 J	0.48 U	0.16 U	0.21 J
Aroclor-1260 (PCB-1260)	mg/kg	0.056 U	0.11 U	0.019 U	0.31 U	0.1 U	0.11 U
Aroclor-1262 (PCB-1262)	mg/kg	0.063 U	0.12 U	0.021 U	0.34 U	0.11 U	0.12 U
Aroclor-1268 (PCB-1268)	mg/kg	0.33	0.67	0.56 J	1.2	0.14 UJ	0.6
Total PCBs	mg/kg	0.47 J	0.87 J	0.83 J	1.2	ND	0.81 J
<b>Semi-Volatile Organic Compounds</b>							
2,2'-Oxybis(1-chloropropane)	mg/kg	2.4 U	2.1 U	1.5 U	1 U	1 U	0.45 U
2,4,5-Trichlorophenol	mg/kg	6.4 U	5.5 U	3.8 U	2.8 U	2.7 U	1.2 U
2,4,6-Trichlorophenol	mg/kg	2.3 U	2 U	1.4 U	0.98 U	0.95 U	0.42 U
2,4-Dichlorophenol	mg/kg	5.1 U	4.4 U	3.1 U	2.2 U	2.1 U	0.95 U
2,4-Dimethylphenol	mg/kg	5.1 U	4.4 U	3.1 U	2.2 U	2.1 U	0.95 U
2,4-Dinitrophenol	mg/kg	5.3 U	4.6 U	3.2 U	2.3 UJ	2.2 UJ	1 UJ
2,4-Dinitrotoluene	mg/kg	4.3 U	3.8 U	2.6 U	1.9 U	1.8 U	0.81 U
2,6-Dinitrotoluene	mg/kg	5.3 U	4.6 U	3.2 U	2.3 U	2.2 U	1 U
2-Chloronaphthalene	mg/kg	0.11 U	0.1 U	0.069 U	0.05 U	0.049 U	0.021 U
2-Chlorophenol	mg/kg	2.1 U	1.8 U	1.3 U	0.9 U	0.89 U	0.39 U
2-Methylnaphthalene	mg/kg	1.3 J	3.3	3.5	0.61 J	4.4	0.73
2-Methylphenol	mg/kg	2.8 U	2.4 U	1.7 U	1.2 U	1.2 U	0.52 U
2-Nitroaniline	mg/kg	2.3 U	2 U	1.4 U	1 U	0.99 U	0.43 U
2-Nitrophenol	mg/kg	2.1 U	1.8 U	1.3 U	0.91 U	0.9 U	0.39 U
3&4-Methylphenol	mg/kg	5.1 U	4.4 U	3.1 U	2.2 U	2.2 U	0.95 U
3,3'-Dichlorobenzidine	mg/kg	4.6 U	4 U	2.8 U	2 U	2 U	0.85 U
3-Nitroaniline	mg/kg	4.1 U	3.5 U	2.5 U	1.8 U	1.7 U	0.76 U
4,6-Dinitro-2-methylphenol	mg/kg	2.3 U	2 U	1.4 U	1 U	0.98 U	0.44 U
4-Bromophenyl phenyl ether	mg/kg	3.3 U	2.9 U	2 U	1.4 U	1.4 U	0.62 U
4-Chloro-3-methylphenol	mg/kg	5.3 U	4.6 U	3.2 U	2.3 U	2.3 U	1 U
4-Chloroaniline	mg/kg	4.3 U	3.8 U	2.6 U	1.9 U	1.8 U	0.81 U
4-Chlorophenyl phenyl ether	mg/kg	3.3 U	2.9 U	2 U	1.4 U	1.4 U	0.62 U
4-Nitroaniline	mg/kg	6.6 U	5.8 U	4 U	2.9 U	2.8 U	1.2 U
4-Nitrophenol	mg/kg	4.3 U	3.8 U	2.6 U	1.9 U	1.8 U	0.81 U
Acenaphthene	mg/kg	0.994	2.3	7.1	0.381	1.4	0.237
Acenaphthylene	mg/kg	0.131	0.077 U	0.054 U	0.131	0.45 J	0.168

Table 2

**Analytical Results Summary**  
**Phase II ESA-Sediment Sampling**  
**General Motors Janesville Assembly Plant**  
**Janesville, Wisconsin**  
**March 2016**

Sample Location:	SS-5	SS-5	SS-5	SS-6	SS-6	SS-6	SS-7	
Sample Identification:	SE-031016-JN-011	SE-031016-JN-013	SE-031016-JN-012	SE-030916-JN-001	SE-030916-JN-003	SE-030916-JN-002	SE-030916-JN-004	
Sample Date:	3/10/2016	3/10/2016	3/10/2016	3/9/2016	3/9/2016	3/9/2016	3/9/2016	
Sample Depth:	(0-0.5) ft BGS	(0-2) ft BGS	(0.5-2) ft BGS	(0-0.5) ft BGS	(0-2) ft BGS	(0.5-2) ft BGS	(0-0.5) ft BGS	
Sample Type:								
	Units							
<b>Semi-Volatile Organic Compounds</b>								
Acetophenone	mg/kg	2.3 U	2 U	1.4 U	1 U	1 U	0.98 U	0.44 U
Anthracene	mg/kg	2.16	4.6	12	0.924	1.8	7.5	0.995
Atrazine	mg/kg	2.3 U	2 U	1.4 U	1 U	0.99 U	0.97 U	0.43 U
Benzaldehyde	mg/kg	3.1 U	2.7 U	1.8 U	1.3 U	1.3 U	1.3 U	0.57 U
Benzo(a)anthracene	mg/kg	3.76	11	20	1.41	4.2	14	1.96
Benzo(a)pyrene	mg/kg	3.51	7.6	15	1.08	3	12	1.73
Benzo(b)fluoranthene	mg/kg	2.99	12	23	1.36	3.9	16	1.78
Benzo(g,h,i)perylene	mg/kg	1.87	6.4	9	0.708	1.6	6.4	1.1
Benzo(k)fluoranthene	mg/kg	--	4.5	9.1	--	1.2	6.9	--
Biphenyl (1,1-Biphenyl)	mg/kg	0.89 U	0.77 U	0.54 U	0.39 U	0.38 U	0.59 J	0.17 U
bis(2-Chloroethoxy)methane	mg/kg	5.6 U	4.9 U	3.4 U	2.4 U	2.4 U	2.3 U	1 U
bis(2-Chloroethyl)ether	mg/kg	0.51 U	0.44 U	0.31 U	0.22 U	0.22 U	0.21 U	0.095 U
bis(2-Ethylhexyl)phthalate (DEHP)	mg/kg	4.8 U	27	2.9 U	12	11	2 U	9.2
Butyl benzylphthalate (BBP)	mg/kg	290	56	3.1 J	70	1.1 U	1.1 U	1.6 J
Caprolactam	mg/kg	9.4 U	8.2 U	5.7 U	4.1 U	28 J	4 U	1.8 U
Carbazole	mg/kg	6.9 U	6 U	8.8	3 U	2.9 U	3.7 J	1.3 U
Chrysene	mg/kg	--	12	23	--	5.4	14	--
Dibenz(a,h)anthracene	mg/kg	0.572	0.15 U	2.6	0.195	0.072 U	2.2	0.292
Dibenzofuran	mg/kg	0.17 U	0.15 U	3.8 J	0.073 U	0.88 J	2.9 J	0.031 U
Diethyl phthalate	mg/kg	4.1 U	3.5 U	2.5 U	1.8 U	1.7 U	1.7 U	0.76 U
Dimethyl phthalate	mg/kg	4.3 U	3.8 U	2.6 U	1.9 U	1.8 U	1.8 U	0.81 U
Di-n-butylphthalate (DBP)	mg/kg	13 J	5.3 J	13	2.3 J	4.1 J	3.4 J	2.4 J
Di-n-octyl phthalate (DnOP)	mg/kg	2 U	1.7 U	1.2 U	0.87 U	0.86 U	0.84 U	0.38 U
Fluoranthene	mg/kg	9.63	27	60	4.22	9.5	34	4.93
Fluorene	mg/kg	1.31	2.5	7.8	0.837	1.8	5.5	0.506
Hexachlorobenzene	mg/kg	0.53 U	0.46 U	0.32 U	0.23 U	0.23 U	0.22 U	0.1 U
Hexachlorobutadiene	mg/kg	1.4 U	1.2 U	0.86 U	0.62 U	0.61 U	0.6 U	0.27 U
Hexachlorocyclopentadiene	mg/kg	2.1 U	1.8 U	1.2 U	0.89 U	0.88 U	0.87 U	0.38 U
Hexachloroethane	mg/kg	2.3 U	2 U	1.4 U	0.99 U	0.98 U	0.96 U	0.43 U
Indeno(1,2,3-cd)pyrene	mg/kg	1.81	4.3	8.2	0.612	1.5	5.8	0.951
Isophorone	mg/kg	3.3 U	2.9 U	2 U	1.4 U	1.4 U	1.4 U	0.62 U
Naphthalene	mg/kg	1.23	4.8	5.2	0.489	2.2	2.6	0.37
Nitrobenzene	mg/kg	0.56 U	0.49 U	0.34 U	0.24 U	0.24 U	0.23 U	0.1 U
N-Nitrosodi-n-propylamine	mg/kg	1.6 U	1.4 U	0.97 U	0.69 U	0.68 U	0.67 U	0.3 U
N-Nitrosodiphenylamine	mg/kg	5.3 U	4.6 U	3.2 U	2.3 U	2.3 U	2.2 U	1 U
Pentachlorophenol	mg/kg	2.3 U	2 U	1.4 U	1 U	0.99 U	0.97 U	0.43 U
Phenanthrene	mg/kg	9.09	22	59	5.67	11	37	2.66
Phenol	mg/kg	1.9 U	1.6 U	1.1 U	0.8 U	0.79 U	0.78 U	0.35 U
Pyrene	mg/kg	7.37	21	44	3.24	9	30	4.45

Table 2

**Analytical Results Summary  
Phase II ESA-Sediment Sampling  
General Motors Janesville Assembly Plant  
Janesville, Wisconsin  
March 2016**

Sample Location:	SS-5	SS-5	SS-5	SS-6	SS-6	SS-6	SS-7
Sample Identification:	SE-031016-JN-011	SE-031016-JN-013	SE-031016-JN-012	SE-030916-JN-001	SE-030916-JN-003	SE-030916-JN-002	SE-030916-JN-004
Sample Date:	3/10/2016	3/10/2016	3/10/2016	3/9/2016	3/9/2016	3/9/2016	3/9/2016
Sample Depth:	(0-0.5) ft BGS	(0-2) ft BGS	(0.5-2) ft BGS	(0-0.5) ft BGS	(0-2) ft BGS	(0.5-2) ft BGS	(0-0.5) ft BGS
Sample Type:							
	Units						
<b>Alkylated Polycyclic Aromatic Hydrocarbons</b>							
Benzo(j)fluoranthene/Benzo(k)fluoranthene	mg/kg	3.14	--	--	0.97	--	1.48
Benzo(e)pyrene	mg/kg	2.21	--	--	0.926	--	1.3
C1-Benzo(a)anthracenes/chrysenes	mg/kg	1.73	--	--	1.73	--	2.5
C1-Fluoranthenes/Pyrenes	mg/kg	3.19	--	--	2.63	--	3.55
C1-Fluorenes	mg/kg	0.392	--	--	0.96	--	1.11
C1-Naphthalenes	mg/kg	0.897	--	--	1.22	--	0.805
C1-Phenanthrenes/Anthracenes	mg/kg	2.98	--	--	6.15	--	4.98
C2-Benzo(a)anthracenes/chrysenes	mg/kg	1.21	--	--	2.48	--	2.65
C2-Fluorenes	mg/kg	0.904	--	--	3.16	--	3.85
C2-Naphthalenes	mg/kg	1.4	--	--	3.59	--	1.76
C2-Phenanthrenes/Anthracenes	mg/kg	3.36	--	--	10.6	--	11
C3-Benzo(a)anthracenes/chrysenes	mg/kg	0.911	--	--	1.99	--	2.04
C3-Fluorenes	mg/kg	1.85	--	--	4.5	--	6.36
C3-Naphthalenes	mg/kg	1.38	--	--	4.11	--	3.41
C3-Phenanthrenes/Anthracenes	mg/kg	2.99	--	--	9.08	--	11.9
C4-Benzo(a)anthracenes/chrysenes	mg/kg	0.54	--	--	1.16	--	1.78
C4-Naphthalenes	mg/kg	1.38	--	--	4.39	--	3.95
C4-Phenanthrenes/Anthracenes	mg/kg	1.89	--	--	4.74	--	6.17
Chrysene/Triphenylene	mg/kg	4.22	--	--	2.37	--	3.06
Perylene	mg/kg	1.06	--	--	0.575	--	0.681

Table 2

**Analytical Results Summary**  
**Phase II ESA-Sediment Sampling**  
**General Motors Janesville Assembly Plant**  
**Janesville, Wisconsin**  
**March 2016**

Sample Location:	SS-5	SS-5	SS-5	SS-6	SS-6	SS-6	SS-7	
Sample Identification:	SE-031016-JN-011	SE-031016-JN-013	SE-031016-JN-012	SE-030916-JN-001	SE-030916-JN-003	SE-030916-JN-002	SE-030916-JN-004	
Sample Date:	3/10/2016	3/10/2016	3/10/2016	3/9/2016	3/9/2016	3/9/2016	3/9/2016	
Sample Depth:	(0-0.5) ft BGS	(0-2) ft BGS	(0.5-2) ft BGS	(0-0.5) ft BGS	(0-2) ft BGS	(0.5-2) ft BGS	(0-0.5) ft BGS	
Sample Type:								
	Units							
<b>Volatile Organic Compounds</b>								
1,1,1-Trichloroethane	mg/kg	0.0077 U	0.1 U	0.077 U	0.0021 U	0.01 U	0.013 U	0.0015 U
1,1,2,2-Tetrachloroethane	mg/kg	0.0037 U	0.097 U	0.071 U	0.001 U	0.005 U	0.0063 U	0.00071 U
1,1,2-Trichloroethane	mg/kg	0.0044 U	0.073 U	0.054 U	0.0012 U	0.0059 U	0.0075 U	0.00084 U
1,1-Dichloroethane	mg/kg	0.004 U	0.14 U	0.099 U	0.0011 U	0.0055 U	0.0069 U	0.00077 U
1,1-Dichloroethene	mg/kg	0.0095 U	0.12 U	0.085 U	0.0026 U	0.013 U	0.016 U	0.0018 U
1,2,4-Trichlorobenzene	mg/kg	0.0045 U	0.12 U	0.13 J	0.0012 U	0.0061 U	0.0077 U	0.00086 U
1,2,4-Trimethylbenzene	mg/kg	0.6	16	7.7	0.0019 U	0.0093 U	0.012 U	0.0013 U
1,2-Dibromo-3-chloropropane	mg/kg	0.032 U	0.27 U	0.2 U	0.0088 U	0.043 U	0.055 U	0.0062 U
1,2-Dibromoethane	mg/kg	0.0063 U	0.12 U	0.091 U	0.0017 U	0.0085 U	0.011 U	0.0012 U
1,2-Dichlorobenzene	mg/kg	0.004 U	0.073 U	0.054 U	0.0011 U	0.0055 U	0.0069 U	0.00077 U
1,2-Dichloroethane	mg/kg	0.0054 U	0.039 U	0.028 U	0.0015 U	0.0074 U	0.0093 U	0.001 U
1,2-Dichloropropane	mg/kg	0.0017 U	0.12 U	0.091 U	0.00045 U	0.0022 U	0.0028 U	0.00032 U
1,3,5-Trimethylbenzene	mg/kg	0.25	5.9	3.2	0.00094 U	0.0046 U	0.0059 U	0.00066 U
1,3-Dichlorobenzene	mg/kg	0.0082 U	0.12 U	0.085 U	0.0022 U	0.011 U	0.014 U	0.0016 U
1,4-Dichlorobenzene	mg/kg	0.0033 U	0.16 U	0.12 U	0.00091 U	0.0045 U	0.0057 U	0.00064 U
(Methyl ethyl ketone) (MEK)	mg/kg	0.023 J	0.28 U	0.21 U	0.0036 U	0.018 U	0.023 U	0.0025 U
2-Hexanone	mg/kg	0.008 U	0.32 U	0.24 U	0.0022 U	0.011 U	0.014 U	0.0015 U
4-Methyl-2-pentanone	mg/kg	0.014 U	0.22 U	0.16 U	0.0039 U	0.02 U	0.025 U	0.0028 U
Acetone	mg/kg	0.13 J	0.87 U	0.64 U	0.097 J	0.3 J	0.3 J	0.013 U
Benzene	mg/kg	0.011 U	0.035 U	0.026 U	0.0029 U	0.014 U	0.018 U	0.002 U
Bromodichloromethane	mg/kg	0.0034 U	0.15 U	0.11 U	0.00094 U	0.0046 U	0.0059 U	0.00066 U
Bromoform	mg/kg	0.0028 U	0.24 U	0.17 U	0.00078 U	0.0038 U	0.0049 U	0.00055 U
Bromomethane (Methyl bromide)	mg/kg	0.005 U	0.2 U	0.14 U	0.0014 U	0.0067 U	0.0085 U	0.00096 U
Carbon disulfide	mg/kg	0.007 U	0.22 U	0.16 U	0.0019 U	0.0095 U	0.012 U	0.0013 U
Carbon tetrachloride	mg/kg	0.0077 U	0.07 U	0.051 U	0.0021 U	0.01 U	0.013 U	0.0015 U
Chlorobenzene	mg/kg	0.0063 U	0.05 U	0.037 U	0.0017 U	0.0085 U	0.011 U	0.0012 U
Chloroethane	mg/kg	0.0052 U	0.2 U	0.14 U	0.0014 U	0.0071 U	0.0089 U	0.001 U
Chloroform (Trichloromethane)	mg/kg	0.0043 U	0.14 U	0.1 U	0.0012 U	0.0058 U	0.0073 U	0.00082 U
Chloromethane (Methyl chloride)	mg/kg	0.0093 U	0.19 U	0.14 U	0.0026 U	0.013 U	0.016 U	0.0018 U
cis-1,2-Dichloroethene	mg/kg	0.0033 U	0.15 U	0.11 U	0.00091 U	0.0045 U	0.0057 U	0.00064 U
cis-1,3-Dichloropropene	mg/kg	0.0084 U	0.085 U	0.062 U	0.0023 U	0.011 U	0.014 U	0.0016 U
Cyclohexane	mg/kg	0.084 J	0.12 U	0.085 U	0.028 J	0.069 J	0.09 J	0.011 U
Dibromochloromethane	mg/kg	0.0044 U	0.077 U	0.057 U	0.0012 U	0.0059 U	0.0075 U	0.00084 U
Dichlorodifluoromethane (CFC-12)	mg/kg	0.0033 U	0.24 U	0.17 U	0.00091 U	0.0045 U	0.0057 U	0.00064 U
Ethylbenzene	mg/kg	0.0038 U	0.14 U	0.099 U	0.001 U	0.0051 U	0.0065 U	0.00073 U
Isopropyl benzene	mg/kg	0.14	1	0.63 J	0.067 J	0.23 J	0.22 J	0.00046 U
Methyl acetate	mg/kg	0.024 U	0.21 U	0.16 U	0.0065 U	0.032 U	0.041 U	0.0046 U
Methyl cyclohexane	mg/kg	0.39	2 J	0.8 J	0.45 J	1.5 J	1.8 J	0.0013 U

Table 2

**Analytical Results Summary  
Phase II ESA-Sediment Sampling  
General Motors Janesville Assembly Plant  
Janesville, Wisconsin  
March 2016**

Sample Location:	SS-5	SS-5	SS-5	SS-6	SS-6	SS-6	SS-7
Sample Identification:	SE-031016-JN-011	SE-031016-JN-013	SE-031016-JN-012	SE-030916-JN-001	SE-030916-JN-003	SE-030916-JN-002	SE-030916-JN-004
Sample Date:	3/10/2016	3/10/2016	3/10/2016	3/9/2016	3/9/2016	3/9/2016	3/9/2016
Sample Depth:	(0-0.5) ft BGS	(0-2) ft BGS	(0.5-2) ft BGS	(0-0.5) ft BGS	(0-2) ft BGS	(0.5-2) ft BGS	(0-0.5) ft BGS
Sample Type:							
	Units						
Methyl tert butyl ether (MTBE)	mg/kg	0.0051 U	0.12 U	0.085 U	0.0014 U	0.0069 U	0.00098 U
Methylene chloride	mg/kg	0.0087 U	0.38 J	0.3 J	0.0024 U	0.012 U	0.0017 U
Styrene	mg/kg	0.0047 U	0.1 U	0.077 U	0.0013 U	0.0064 U	0.00091 U
Tetrachloroethene	mg/kg	0.0095 U	0.1 U	0.077 U	0.0026 U	0.013 U	0.0018 U
Toluene	mg/kg	0.0032 U	0.039 U	0.028 U	0.00087 U	0.0043 U	0.00061 U
trans-1,2-Dichloroethene	mg/kg	0.0038 U	0.1 U	0.074 U	0.001 U	0.0051 U	0.00073 U
trans-1,3-Dichloropropene	mg/kg	0.0034 U	0.1 U	0.074 U	0.00094 U	0.0046 U	0.00066 U
Trichloroethene	mg/kg	0.0045 U	0.15 U	0.11 U	0.0012 U	0.0061 U	0.00086 U
Trichlorofluoromethane (CFC-11)	mg/kg	0.0034 U	0.14 U	0.099 U	0.00094 U	0.0046 U	0.00066 U
Trifluorotrichloroethane (CFC-113)	mg/kg	0.005 U	0.16 U	0.12 U	0.0014 U	0.0067 U	0.00096 U
Vinyl chloride	mg/kg	0.0035 U	0.066 U	0.048 U	0.00097 U	0.0048 U	0.00068 U
Xylenes (total)	mg/kg	0.053 J	2.4	1.5	0.0017 U	0.0087 U	0.0012 U
<b>General Chemistry</b>							
Black carbon	mg/kg	9240	--	--	12100	--	16100
Sulfide (acid soluble)	mg/kg	549	--	--	693	--	118
Sulfide (acid soluble)	umol/g	17.1	--	--	21.6	--	3.7
Total organic carbon (TOC)	mg/kg	78800	176000	101000	53500	96200	109000
Total solids	%	76.5	--	--	41.8	--	48.8

Notes:

- U - Not detected at the associated reporting limit
- J - Estimated concentration
- UJ - Not detected; associated reporting limit is estimated
- R - Rejected

Table 2

**Analytical Results Summary**  
**Phase II ESA-Sediment Sampling**  
**General Motors Janesville Assembly Plant**  
**Janesville, Wisconsin**  
**March 2016**

	Sample Location:	SS-7	SS-7	SS-9	SS-9	SS-9	SS-9
	Sample Identification:	SE-030916-JN-006	SE-030916-JN-005	SE-031016-JN-024	SE-031016-JN-027	SE-031016-JN-025	SE-031016-JN-026
	Sample Date:	3/9/2016	3/9/2016	3/10/2016	3/10/2016	3/10/2016	3/10/2016
	Sample Depth:	(0-3) ft BGS	(0.5-2) ft BGS	(0-0.5) ft BGS	(0-1.5) ft BGS	(0.5-1.5) ft BGS	(0.5-1.5) ft BGS
	Sample Type:						Duplicate
	Units						
<b>Metals</b>							
Antimony	mg/kg	22.4	15.8	23.0 J	1.7 J	2.5 J	13.8 J
Arsenic	mg/kg	7.8	6.3	8.1	10	12.0	6.7
Barium	mg/kg	465	530	1340	250	175	317
Beryllium	mg/kg	0.28	0.40	0.36 J	0.49 J	0.56 J	0.48 J
Cadmium	mg/kg	2.6	3.4	14.1	4.8	1.1	1.9
Chromium	mg/kg	66.8 J	119 J	183	40.4	31.0	65.1
Cobalt	mg/kg	3.3	4.5	6.1	4.9	5.9	5.2
Copper	mg/kg	41.4	51.6	78.7	61.9	33.9	47.3
Lead	mg/kg	950	583	1390	607	370	602
Manganese	mg/kg	237	342	218	200	180	185
Mercury	mg/kg	0.77	2.7	0.62	5.9	2.6	2.1
Methyl mercury	mg/kg	--	--	0.00048	--	--	--
Nickel	mg/kg	8.6	11.3	14.7	12.9	14.4	12.9
Selenium	mg/kg	1.4	1.7 J	4.3	3.3	2.2	2.1
Silver	mg/kg	0.24	0.33 J	0.25 J	0.26 J	0.25 J	0.25 J
Thallium	mg/kg	0.11 J	0.14 J	0.15 J	0.22 J	0.23 J	0.20 J
Vanadium	mg/kg	10.1	11.3	14.1	17.6	23.8	16.5
Zinc	mg/kg	584	641	2040	437	338	530
<b>Polychlorinated Biphenyls</b>							
Cadmium	mg/kg	--	--	12.5	--	--	--
Copper	mg/kg	--	--	46.9 J	--	--	--
Lead	mg/kg	--	--	1230	--	--	--
Mercury	mg/kg	--	--	0.0025 U	--	--	--
Nickel	mg/kg	--	--	5.7	--	--	--
Silver	mg/kg	--	--	R	--	--	--
Zinc	mg/kg	--	--	1060	--	--	--
<b>SEM/Acid-volatile sulfide ratio (AVS)</b>							
	none	--	--	3.13	--	--	--
<b>SEM/Acid-volatile sulfide ratio (AVS)</b>							
Cadmium	umol/g	--	--	0.11	--	--	--
Copper	umol/g	--	--	0.74 J	--	--	--
Lead	umol/g	--	--	5.9	--	--	--
Mercury	umol/g	--	--	0.000012 U	--	--	--
Nickel	umol/g	--	--	0.098	--	--	--
Silver	umol/g	--	--	R	--	--	--
Zinc	umol/g	--	--	16.3	--	--	--



Table 2

**Analytical Results Summary**  
**Phase II ESA-Sediment Sampling**  
**General Motors Janesville Assembly Plant**  
**Janesville, Wisconsin**  
**March 2016**

Sample Location:	SS-7	SS-7	SS-9	SS-9	SS-9	SS-9
Sample Identification:	SE-030916-JN-006	SE-031016-JN-005	SE-031016-JN-024	SE-031016-JN-027	SE-031016-JN-025	SE-031016-JN-026
Sample Date:	3/9/2016	3/9/2016	3/10/2016	3/10/2016	3/10/2016	3/10/2016
Sample Depth:	(0-3) ft BGS	(0.5-2) ft BGS	(0-0.5) ft BGS	(0-1.5) ft BGS	(0.5-1.5) ft BGS	(0.5-1.5) ft BGS
Sample Type:						Duplicate
	Units					
<b>Polychlorinated Biphenyls</b>						
Aroclor-1016 (PCB-1016)	mg/kg	0.094 U	0.11 U	0.026 U	0.025 U	0.026 U
Aroclor-1221 (PCB-1221)	mg/kg	0.12 U	0.15 U	0.034 U	0.033 U	0.035 U
Aroclor-1232 (PCB-1232)	mg/kg	0.16 U	0.19 U	0.043 U	0.041 U	0.043 U
Aroclor-1242 (PCB-1242)	mg/kg	0.086 U	0.11 U	0.023 U	0.023 U	0.024 U
Aroclor-1248 (PCB-1248)	mg/kg	0.062 U	0.076 U	0.017 U	0.017 U	0.018 U
Aroclor-1254 (PCB-1254)	mg/kg	0.11 U	0.13 U	0.066 J	0.029 U	0.031 U
Aroclor-1260 (PCB-1260)	mg/kg	0.07 U	0.086 U	0.019 U	0.019 U	0.02 U
Aroclor-1262 (PCB-1262)	mg/kg	0.078 U	0.096 U	0.021 U	0.021 U	0.022 U
Aroclor-1268 (PCB-1268)	mg/kg	0.1 UJ	0.12 UJ	0.38 J	0.059 J	0.028 U
Total PCBs	mg/kg	ND	ND	0.446 J	0.059 J	ND
<b>Semi-Volatile Organic Compounds</b>						
2,2'-Oxybis(1-chloropropane)	mg/kg	0.3 U	0.47 U	0.4 U	0.5 U	0.43 U
2,4,5-Trichlorophenol	mg/kg	0.78 U	1.2 U	1 U	1.3 U	1.1 U
2,4,6-Trichlorophenol	mg/kg	0.28 U	0.44 U	0.37 U	0.47 U	0.4 U
2,4-Dichlorophenol	mg/kg	0.63 U	0.98 U	0.84 U	1 U	0.91 U
2,4-Dimethylphenol	mg/kg	0.63 U	0.98 U	0.84 U	1 U	0.91 U
2,4-Dinitrophenol	mg/kg	0.66 UJ	1 UJ	0.88 U	1.1 U	0.95 U
2,4-Dinitrotoluene	mg/kg	0.53 U	0.84 U	0.71 U	0.89 U	0.77 U
2,6-Dinitrotoluene	mg/kg	0.66 U	1 U	0.88 U	1.1 U	0.95 U
2-Chloronaphthalene	mg/kg	0.014 U	0.022 U	0.019 U	0.024 U	0.02 U
2-Chlorophenol	mg/kg	0.26 U	0.4 U	0.34 U	0.43 U	0.37 U
2-Methylnaphthalene	mg/kg	0.61	0.47	0.36	0.026 U	0.23 J
2-Methylphenol	mg/kg	0.34 U	0.54 U	0.46 U	0.58 U	0.5 U
2-Nitroaniline	mg/kg	0.29 U	0.45 U	0.38 U	0.48 U	0.41 U
2-Nitrophenol	mg/kg	0.26 U	0.41 U	0.35 U	0.44 U	0.38 U
3&4-Methylphenol	mg/kg	0.63 U	0.98 U	0.84 U	1 U	0.91 U
3,3'-Dichlorobenzidine	mg/kg	0.56 U	0.88 U	0.75 U	0.94 U	0.82 U
3-Nitroaniline	mg/kg	0.5 U	0.79 U	0.67 U	0.84 U	0.73 U
4,6-Dinitro-2-methylphenol	mg/kg	0.29 U	0.45 U	0.38 U	0.48 U	0.42 U
4-Bromophenyl phenyl ether	mg/kg	0.41 U	0.64 U	0.54 U	0.68 U	0.59 U
4-Chloro-3-methylphenol	mg/kg	0.66 U	1 U	0.88 U	1.1 U	0.95 U
4-Chloroaniline	mg/kg	0.53 U	0.84 U	0.71 U	0.89 U	0.77 U
4-Chlorophenyl phenyl ether	mg/kg	0.41 U	0.64 U	0.54 U	0.68 U	0.59 U
4-Nitroaniline	mg/kg	0.81 U	1.3 U	1.1 U	1.4 U	1.2 U
4-Nitrophenol	mg/kg	0.53 U	0.84 U	0.71 U	0.89 U	0.77 U
Acenaphthene	mg/kg	0.024 U	0.29 J	0.413	0.21 J	0.034 U
Acenaphthylene	mg/kg	0.011 U	0.017 U	0.144	0.018 U	0.016 U

Table 2

**Analytical Results Summary**  
**Phase II ESA-Sediment Sampling**  
**General Motors Janesville Assembly Plant**  
**Janesville, Wisconsin**  
**March 2016**

Sample Location:	SS-7	SS-7	SS-9	SS-9	SS-9	SS-9	
Sample Identification:	SE-030916-JN-006	SE-031016-JN-005	SE-031016-JN-024	SE-031016-JN-027	SE-031016-JN-025	SE-031016-JN-026	
Sample Date:	3/9/2016	3/9/2016	3/10/2016	3/10/2016	3/10/2016	3/10/2016	
Sample Depth:	(0-3) ft BGS	(0.5-2) ft BGS	(0-0.5) ft BGS	(0-1.5) ft BGS	(0.5-1.5) ft BGS	(0.5-1.5) ft BGS	
Sample Type:						Duplicate	
	Units						
<b>Semi-Volatile Organic Compounds</b>							
Acetophenone	mg/kg	0.29 U	0.45 U	0.38 U	0.48 U	0.42 U	0.41 U
Anthracene	mg/kg	0.42	0.41	0.968	0.43	0.26 J	0.36
Atrazine	mg/kg	0.29 U	0.45 U	0.38 U	0.48 U	0.41 U	0.41 U
Benzaldehyde	mg/kg	0.38 U	0.59 U	0.5 U	0.63 U	0.54 U	0.54 U
Benzo(a)anthracene	mg/kg	1.1	0.84	1.86	0.88	0.74	1.2
Benzo(a)pyrene	mg/kg	0.98	0.66	1.61	0.76	0.44	1
Benzo(b)fluoranthene	mg/kg	1.5	0.65	1.68	1.1	0.77	1.2
Benzo(g,h,i)perylene	mg/kg	0.56	0.35	1.08	0.59	0.45	0.61
Benzo(k)fluoranthene	mg/kg	0.36	0.33	--	0.36	0.3	0.7
Biphenyl (1,1-Biphenyl)	mg/kg	0.11 U	0.17 U	0.15 U	0.18 U	0.16 U	0.16 U
bis(2-Chloroethoxy)methane	mg/kg	0.69 U	1.1 U	0.92 U	1.2 U	1 U	0.98 U
bis(2-Chloroethyl)ether	mg/kg	0.063 U	0.098 U	0.084 U	0.1 U	0.091 U	0.089 U
bis(2-Ethylhexyl)phthalate (DEHP)	mg/kg	1.8 J	0.93 U	0.79 U	1 U	0.86 U	0.85 U
Butyl benzylphthalate (BBP)	mg/kg	4.4	0.49 U	3.2	2.7 J	0.45 U	0.45 U
Caprolactam	mg/kg	1.2 U	1.8 U	1.5 U	1.9 U	1.7 U	1.7 U
Carbazole	mg/kg	0.85 U	1.3 U	1.1 U	1.4 U	1.2 U	1.2 U
Chrysene	mg/kg	1.6	0.94	--	1.4	0.92	1.4
Dibenz(a,h)anthracene	mg/kg	0.021 U	0.032 U	0.258	0.035 U	0.03 U	0.03 U
Dibenzofuran	mg/kg	0.021 U	0.032 U	0.028 U	0.035 U	0.03 U	0.03 U
Diethyl phthalate	mg/kg	0.5 U	0.79 U	0.67 U	0.84 U	0.73 U	0.72 U
Dimethyl phthalate	mg/kg	0.53 U	0.84 U	0.71 U	0.89 U	0.77 U	0.76 U
Di-n-butylphthalate (DBP)	mg/kg	2.4	1.2 J	1.7 J	0.79 U	0.68 U	1.2 J
Di-n-octyl phthalate (DnOP)	mg/kg	0.25 U	0.39 U	0.33 U	0.41 U	0.36 U	0.35 U
Fluoranthene	mg/kg	2.8	2	4.79	4.5	1.7	2.9
Fluorene	mg/kg	0.23	0.026 U	0.596	0.26 J	0.024 U	0.024 U
Hexachlorobenzene	mg/kg	0.066 U	0.1 U	0.088 U	0.11 U	0.095 U	0.094 U
Hexachlorobutadiene	mg/kg	0.18 U	0.28 U	0.23 U	0.29 U	0.25 U	0.25 U
Hexachlorocyclopentadiene	mg/kg	0.25 U	0.4 U	0.34 U	0.42 U	0.37 U	0.36 U
Hexachloroethane	mg/kg	0.28 U	0.44 U	0.38 U	0.47 U	0.41 U	0.4 U
Indeno(1,2,3-cd)pyrene	mg/kg	0.53	0.31 J	0.924	0.51	0.016 U	0.016 U
Isophorone	mg/kg	0.41 U	0.64 U	0.54 U	0.68 U	0.59 U	0.58 U
Naphthalene	mg/kg	0.37	0.38	0.24	0.23 J	0.18 J	0.3
Nitrobenzene	mg/kg	0.069 U	0.11 U	0.092 U	0.12 U	0.1 U	0.098 U
N-Nitrosodi-n-propylamine	mg/kg	0.2 U	0.31 U	0.26 U	0.33 U	0.29 U	0.28 U
N-Nitrosodiphenylamine	mg/kg	0.66 U	1 U	0.88 U	1.1 U	0.95 U	0.94 U
Pentachlorophenol	mg/kg	0.29 U	0.45 U	0.38 U	0.48 U	0.41 U	0.41 U
Phenanthrene	mg/kg	1.7	1.1	4.78	1.2	0.5	0.7
Phenol	mg/kg	0.23 U	0.36 U	0.3 U	0.38 U	0.33 U	0.33 U
Pyrene	mg/kg	2.6	1.7	4.18	2.3	2	2.6

Table 2

**Analytical Results Summary  
Phase II ESA-Sediment Sampling  
General Motors Janesville Assembly Plant  
Janesville, Wisconsin  
March 2016**

	SS-7	SS-7	SS-9	SS-9	SS-9	SS-9
Sample Location:	SS-7	SS-7	SS-9	SS-9	SS-9	SS-9
Sample Identification:	SE-030916-JN-006	SE-030916-JN-005	SE-031016-JN-024	SE-031016-JN-027	SE-031016-JN-025	SE-031016-JN-026
Sample Date:	3/9/2016	3/9/2016	3/10/2016	3/10/2016	3/10/2016	3/10/2016
Sample Depth:	(0-3) ft BGS	(0.5-2) ft BGS	(0-0.5) ft BGS	(0-1.5) ft BGS	(0.5-1.5) ft BGS	(0.5-1.5) ft BGS
Sample Type:						Duplicate
	Units					
<b>Alkylated Polycyclic Aromatic Hydrocarbons</b>						
Benzo(j)fluoranthene/Benzo(k)fluoranthene	mg/kg	--	--	1.38	--	--
Benzo(e)pyrene	mg/kg	--	--	1.21	--	--
C1-Benzo(a)anthracenes/chrysenes	mg/kg	--	--	2.18	--	--
C1-Fluoranthenes/Pyrenes	mg/kg	--	--	3.32	--	--
C1-Fluorenes	mg/kg	--	--	0.893	--	--
C1-Naphthalenes	mg/kg	--	--	0.204	--	--
C1-Phenanthrenes/Anthracenes	mg/kg	--	--	4.9	--	--
C2-Benzo(a)anthracenes/chrysenes	mg/kg	--	--	2.55	--	--
C2-Fluorenes	mg/kg	--	--	2.66	--	--
C2-Naphthalenes	mg/kg	--	--	2.42	--	--
C2-Phenanthrenes/Anthracenes	mg/kg	--	--	8.95	--	--
C3-Benzo(a)anthracenes/chrysenes	mg/kg	--	--	1.94	--	--
C3-Fluorenes	mg/kg	--	--	4.78	--	--
C3-Naphthalenes	mg/kg	--	--	3.7	--	--
C3-Phenanthrenes/Anthracenes	mg/kg	--	--	9.45	--	--
C4-Benzo(a)anthracenes/chrysenes	mg/kg	--	--	1.44	--	--
C4-Naphthalenes	mg/kg	--	--	3.88	--	--
C4-Phenanthrenes/Anthracenes	mg/kg	--	--	6.06	--	--
Chrysene/Triphenylene	mg/kg	--	--	2.82	--	--
Perylene	mg/kg	--	--	0.684	--	--

Table 2

**Analytical Results Summary**  
**Phase II ESA-Sediment Sampling**  
**General Motors Janesville Assembly Plant**  
**Janesville, Wisconsin**  
**March 2016**

Sample Location:	SS-7	SS-7	SS-9	SS-9	SS-9	SS-9	
Sample Identification:	SE-030916-JN-006	SE-030916-JN-005	SE-031016-JN-024	SE-031016-JN-027	SE-031016-JN-025	SE-031016-JN-026	
Sample Date:	3/9/2016	3/9/2016	3/10/2016	3/10/2016	3/10/2016	3/10/2016	
Sample Depth:	(0-3) ft BGS	(0.5-2) ft BGS	(0-0.5) ft BGS	(0-1.5) ft BGS	(0.5-1.5) ft BGS	(0.5-1.5) ft BGS	
Sample Type:						Duplicate	
	Units						
<b>Volatile Organic Compounds</b>							
1,1,1-Trichloroethane	mg/kg	0.0037 U	0.0011 U	0.0013 U	0.0012 U	0.0067 U	0.0013 U
1,1,2,2-Tetrachloroethane	mg/kg	0.0018 U	0.00054 U	0.00063 U	0.00059 U	0.0032 U	0.00064 U
1,1,2-Trichloroethane	mg/kg	0.0021 U	0.00064 U	0.00075 U	0.0007 U	0.0038 U	0.00077 U
1,1-Dichloroethane	mg/kg	0.0019 U	0.00059 U	0.00069 U	0.00064 U	0.0035 U	0.00071 U
1,1-Dichloroethene	mg/kg	0.0046 U	0.0014 U	0.0016 U	0.0015 U	0.0083 U	0.0017 U
1,2,4-Trichlorobenzene	mg/kg	0.0022 U	0.00066 U	0.00077 U	R	0.0039 U	0.00079 U
1,2,4-Trimethylbenzene	mg/kg	0.0033 U	0.001 U	0.0012 U	0.0011 U	0.006 U	0.0012 U
1,2-Dibromo-3-chloropropane	mg/kg	0.015 U	0.0047 U	0.0055 U	0.0051 U	0.028 U	0.0056 U
1,2-Dibromoethane	mg/kg	0.003 U	0.00092 U	0.0011 U	0.001 U	0.0055 U	0.0011 U
1,2-Dichlorobenzene	mg/kg	0.0019 U	0.00059 U	0.00069 U	0.00064 U	0.0035 U	0.00071 U
1,2-Dichloroethane	mg/kg	0.0026 U	0.0008 U	0.00094 U	0.00087 U	0.0048 U	0.00095 U
1,2-Dichloropropane	mg/kg	0.0008 U	0.00024 U	0.00028 U	0.00027 U	0.0015 U	0.00029 U
1,3,5-Trimethylbenzene	mg/kg	0.0017 U	0.0005 U	0.00059 U	0.00055 U	0.003 U	0.0006 U
1,3-Dichlorobenzene	mg/kg	0.0039 U	0.0012 U	0.0014 U	0.0013 U	0.0071 U	0.0014 U
1,4-Dichlorobenzene	mg/kg	0.0016 U	0.00048 U	0.00057 U	0.00053 U	0.0029 U	0.00058 U
(Methyl ethyl ketone) (MEK)	mg/kg	0.0064 U	0.0019 U	0.0023 U	0.0021 U	0.012 U	0.0023 U
2-Hexanone	mg/kg	0.0039 U	0.0012 U	0.0014 U	0.0013 U	0.007 U	0.0014 U
4-Methyl-2-pentanone	mg/kg	0.007 U	0.0021 U	0.0025 U	0.0023 U	0.013 U	0.0025 U
Acetone	mg/kg	0.074 J	0.033 J	0.012 U	0.011 U	0.059 U	0.05
Benzene	mg/kg	0.0051 U	0.0016 U	0.0018 U	0.0017 U	0.0093 U	0.0019 U
Bromodichloromethane	mg/kg	0.0017 U	0.0005 U	0.00059 U	0.00055 U	0.003 U	0.0006 U
Bromoform	mg/kg	0.0014 U	0.00041 U	0.00049 U	0.00045 U	0.0025 U	0.0005 U
Bromomethane (Methyl bromide)	mg/kg	0.0024 U	0.00073 U	0.00085 U	0.0008 U	0.0044 U	0.00087 U
Carbon disulfide	mg/kg	0.0034 U	0.001 U	0.0012 U	0.0023 J	0.025 J	0.0038 J
Carbon tetrachloride	mg/kg	0.0037 U	0.0011 U	0.0013 U	0.0012 U	0.0067 U	0.0013 U
Chlorobenzene	mg/kg	0.003 U	0.00092 U	0.0011 U	0.001 U	0.0055 U	0.0011 U
Chloroethane	mg/kg	0.0025 U	0.00076 U	0.0009 U	0.00083 U	0.0046 U	0.00091 U
Chloroform (Trichloromethane)	mg/kg	0.0021 U	0.00062 U	0.00073 U	0.00068 U	0.0037 U	0.00075 U
Chloromethane (Methyl chloride)	mg/kg	0.0045 U	0.0014 U	0.0016 U	0.0015 U	0.0082 U	0.0016 U
cis-1,2-Dichloroethene	mg/kg	0.0016 U	0.00048 U	0.00057 U	0.00053 U	0.0029 U	0.00058 U
cis-1,3-Dichloropropene	mg/kg	0.0041 U	0.0012 U	0.0014 U	0.0013 U	0.0074 U	0.0015 U
Cyclohexane	mg/kg	0.0027 U	0.00083 U	0.00098 U	0.00091 U	0.005 U	0.001 U
Dibromochloromethane	mg/kg	0.0021 U	0.00064 U	0.00075 U	0.0007 U	0.0038 U	0.00077 U
Dichlorodifluoromethane (CFC-12)	mg/kg	0.0016 U	0.00048 U	0.00057 U	0.00053 U	0.0029 U	0.00058 U
Ethylbenzene	mg/kg	0.0018 U	0.00055 U	0.00065 U	0.00061 U	0.0033 U	0.00066 U
Isopropyl benzene	mg/kg	0.0011 U	0.00035 U	0.00041 U	0.00038 U	0.0021 U	0.00042 U
Methyl acetate	mg/kg	0.011 U	0.0035 U	0.0041 U	0.0038 U	0.021 U	0.0042 U
Methyl cyclohexane	mg/kg	0.022 J	0.083 J	0.0012 U	0.0027 J	0.006 U	0.0012 U

Table 2

**Analytical Results Summary**  
**Phase II ESA-Sediment Sampling**  
**General Motors Janesville Assembly Plant**  
**Janesville, Wisconsin**  
**March 2016**

	Sample Location:	SS-7	SS-7	SS-9	SS-9	SS-9	SS-9
	Sample Identification:	SE-030916-JN-006	SE-030916-JN-005	SE-031016-JN-024	SE-031016-JN-027	SE-031016-JN-025	SE-031016-JN-026
	Sample Date:	3/9/2016	3/9/2016	3/10/2016	3/10/2016	3/10/2016	3/10/2016
	Sample Depth:	(0-3) ft BGS	(0.5-2) ft BGS	(0-0.5) ft BGS	(0-1.5) ft BGS	(0.5-1.5) ft BGS	(0.5-1.5) ft BGS
	Sample Type:						Duplicate
	Units						
Methyl tert butyl ether (MTBE)	mg/kg	0.0025 U	0.00074 U	0.00088 U	0.00081 U	0.0045 U	0.00089 U
Methylene chloride	mg/kg	0.0042 U	0.0013 U	0.0015 U	0.0014 U	0.0077 U	0.0015 U
Styrene	mg/kg	0.0023 U	0.00069 U	0.00081 U	0.00076 U	0.0041 U	0.00083 U
Tetrachloroethene	mg/kg	0.0046 U	0.0014 U	0.0016 U	0.0015 U	0.0083 U	0.0017 U
Toluene	mg/kg	0.0015 U	0.00047 U	0.00055 U	0.00051 U	0.0028 U	0.00056 U
trans-1,2-Dichloroethene	mg/kg	0.0018 U	0.00055 U	0.00065 U	0.00061 U	0.0033 U	0.00066 U
trans-1,3-Dichloropropene	mg/kg	0.0017 U	0.0005 U	0.00059 U	0.00055 U	0.003 U	0.0006 U
Trichloroethene	mg/kg	0.0022 U	0.00066 U	0.00077 U	0.00072 U	0.0039 U	0.00079 U
Trichlorofluoromethane (CFC-11)	mg/kg	0.0017 U	0.0005 U	0.00059 U	0.00055 U	0.003 U	0.0006 U
Trifluorotrchloroethane (CFC-113)	mg/kg	0.0024 U	0.00073 U	0.00085 U	0.0008 U	0.0044 U	0.00087 U
Vinyl chloride	mg/kg	0.0017 U	0.00052 U	0.00061 U	0.00057 U	0.0031 U	0.00062 U
Xylenes (total)	mg/kg	0.0031 U	0.00093 U	0.0011 U	0.001 U	0.0056 U	0.0011 U
<b>General Chemistry</b>							
Black carbon	mg/kg	--	--	9200	--	--	--
Sulfide (acid soluble)	mg/kg	--	--	237	--	--	--
Sulfide (acid soluble)	umol/g	--	--	7.4	--	--	--
Total organic carbon (TOC)	mg/kg	43200	22700	131000	72000	66500	90800
Total solids	%	--	--	46.8	--	--	--

## Notes:

U - Not detected at the associated reporting limit

J - Estimated concentration

UJ - Not detected; associated reporting limit is estimated

R - Rejected

**Table 3**  
**Analytical Methods**  
**Phase II ESA-Sediment Sampling**  
**General Motors Janesville Assembly Plant**  
**Janesville, Wisconsin**  
**March 2016**

Parameter	Method	Matrix	Preservation	Holding Time	
				Collection to Extraction (Days)	Collection or Extraction to Analysis (Days)
Volatile Organic Compounds (VOC)	SW-846 8260B	Water	pH < 2 and Iced, 0-6° C	-	14
		Sediment	Iced, 0-6° C	-	14
Semi-Volatile Organic Compounds (SVOC)	SW-846 8270C	Sediment	Iced, 0-6° C	14	40
Black Carbon	GUSTAFSSON 2001 MOD	Sediment	Iced, 0-6° C	-	28
Polychlorinated Biphenyls (PCB)	SW-846 8082	Sediment	Iced, 0-6° C	14	40
Metals	SW-846 6020/6010B	Sediment	Iced, 0-6° C	-	180
Simultaneously Extracted Metals (SEM)	EPA-821-R-100/6010	Sediment	Iced, 0-6° C	-	14
Mercury	SW-846 7471A	Sediment	Iced, 0-6° C	-	28
Methyl Mercury	EPA 1630	Sediment	Iced, 0-6° C	-	180
Total Organic Carbon (TOC)	Lloyd Kahn	Sediment	Iced, 0-6° C	-	14
Acid-volatile sulfide ratio (AVS)	EPA-821-R-100	Sediment	Iced, 0-6° C	-	14
Sulfide	EPA 376.1/SM 4500 S2	Sediment	Iced, 0-6° C	-	7

## Notes:

## Method References:

- SW-846 - "Test Methods for Evaluating Solid Waste, Physical/Chemical Methods", SW-846, Third Edition, 1986, with subsequent revisions  
GUSTAFSSON 2001 MOD - Gustafsson et al, 2001 Global Biogeochemical Cycles, Modified.

Table 4

**Qualified Sample Results Due to Outlying Continuing Calibration Results  
Phase II ESA - Sediment Sampling  
General Motors Janesville Assembly Plant  
Janesville, Wisconsin  
March 2016**

Parameter	Analyte	Calibration Date (mm/dd/yyyy)	%D	Associated Sample ID	Qualified Result	Units
PCB	PCB-1242	03/18/2016	15.9	SE-030916-JN-001	380 UJ	µg/kg
				SE-030916-JN-004	130 UJ	µg/kg
	PCB-1268	03/15/2016	16.74	SE-030916-JN-010	50 UJ	µg/kg
				PCB-1268	03/16/2016	16.36
	SE-030916-JN-003	140 UJ	µg/kg			
	SE-030916-JN-005	120 UJ	µg/kg			
	SE-030916-JN-006	100 UJ	µg/kg			
	SE-030916-JN-007	140 UJ	µg/kg			
	SE-030916-JN-008	47 UJ	µg/kg			
	SE-030916-JN-009	140 UJ	µg/kg			
SVOC	2,4-Dinitrophenol	03/18/2016	49			
				SE-030916-JN-010	820 UJ	µg/kg
				SE-030916-JN-002	2200 UJ	µg/kg
				SE-030916-JN-003	2300 UJ	µg/kg
				SE-030916-JN-004	1000 UJ	µg/kg
				SE-030916-JN-005	1000 UJ	µg/kg
				SE-030916-JN-006	660 UJ	µg/kg
				SE-030916-JN-007	2200 UJ	µg/kg
				SE-030916-JN-008	1900 UJ	µg/kg
				SE-030916-JN-009	2200 UJ	µg/kg

## Notes:

- %D - Percent difference
- UJ - Not detected; associated reporting limit is estimated
- PCB - Polychlorinated Biphenyl
- SVOC - Semi-volatile Organic Compound

Table 5

**Qualified Sample Results Due to Analyte Concentrations in the Method Blanks**  
**Phase II ESA-Sediment Sampling**  
**General Motors Janesville Assembly Plant**  
**Janesville, Wisconsin**  
**March 2016**

Parameter	Analyte	Analysis Date (mm/dd/yyyy)	Blank Result	Sample ID	Original Result	Qualified Result	Units
VOC	2-Butanone	03/11/2016	1.63 J	SE-030916-JN-001	22 J	65 U	µg/kg
				SE-030916-JN-002	82 J	410 U	µg/kg
				SE-030916-JN-003	89 J	320 U	µg/kg
				SE-030916-JN-005	8.3 J	35 U	µg/kg
				SE-030916-JN-006	23 J	110 U	µg/kg
VOC	Methylene chloride	03/11/2016	12.3 J	SE-030916-JN-001	10 J	16 U	µg/kg
				SE-030916-JN-002	61 J	100 U	µg/kg
				SE-030916-JN-003	50 J	80 U	µg/kg
				SE-030916-JN-004	4.7 J	11 U	µg/kg
				SE-030916-JN-005	5.0 J	8.6 U	µg/kg
SE-030916-JN-006	16 J	29 U	µg/kg				
VOC	2-Butanone	03/14/2016	1.40 J	SE-031016-JN-020	22 J	35 U	µg/kg
				SE-031016-JN-024	4.8 J	41 U	µg/kg
				SE-031016-JN-014	10 J	38 U	µg/kg
				SE-031016-JN-015	11 J	36 U	µg/kg
				SE-031016-JN-016	10 J	43 U	µg/kg
				SE-031016-JN-017	13 J	39 U	µg/kg
				SE-031016-JN-018	22 J	66 U	µg/kg
SE-031016-JN-019	8.3 J	39 U	µg/kg				
VOC	Acetone	03/14/2016	9.67 J	SE-031016-JN-024	16 J	41 U	µg/kg
				SE-031016-JN-016	37 J	43 U	µg/kg
				SE-031016-JN-019	31 J	39 U	µg/kg



Table 5

**Qualified Sample Results Due to Analyte Concentrations in the Method Blanks  
Phase II ESA-Sediment Sampling  
General Motors Janesville Assembly Plant  
Janesville, Wisconsin  
March 2016**

Parameter	Analyte	Analysis Date (mm/dd/yyyy)	Blank Result	Sample ID	Original Result	Qualified Result	Units
VOC	Methylene chloride	03/14/2016	1.32 J	SE-031016-JN-020	3.2 J	8.7 U	µg/kg
				SE-031016-JN-021	3.0 J	9.2 U	µg/kg
				SE-031016-JN-022	3.8 J	11 U	µg/kg
				SE-031016-JN-024	3.4 J	10 U	µg/kg
				SE-031016-JN-014	2.0 J	9.6 U	µg/kg
				SE-031016-JN-015	2.1 J	9.1 U	µg/kg
				SE-031016-JN-016	2.3 J	11 U	µg/kg
				SE-031016-JN-017	2.0 J	9.8 U	µg/kg
				SE-031016-JN-018	6.3 J	17 U	µg/kg
				SE-031016-JN-019	3.1 J	9.8 U	µg/kg
VOC	2-Butanone	03/16/2016	1.17 J	SE-031016-JN-025	32 J	210 U	µg/kg
				SE-031016-JN-026	9.3 J	42 U	µg/kg
				SE-031016-JN-027	6.7 J	38 U	µg/kg
VOC	Acetone	03/16/2016	10.0 J	SE-031016-JN-025	130 J	210 U	µg/kg
				SE-031016-JN-027	27 J	38 U	µg/kg
VOC	Methylene chloride	03/16/2016	99.2 J	SE-030916-JN-007	450 J	760 U	µg/kg
VOC	Methylene chloride	03/16/2016	1.54 J	SE-031016-JN-011	40 J	59 U	µg/kg
				SE-031016-JN-023	4.8 J	11 U	µg/kg
VOC	Methylene chloride	03/16/2016	3.67 J	SE-031016-JN-025	23 J	52 U	µg/kg
				SE-031016-JN-026	3.5 J	10 U	µg/kg
				SE-031016-JN-027	3.6 J	9.5 U	µg/kg
VOC	Toluene	03/16/2016	13.8 J	SE-030916-JN-007	140 J	760 U	µg/kg
				SE-031016-JN-012	67 J	710 U	µg/kg
				SE-031016-JN-013	83 J	970 U	µg/kg
VOC	Toluene	03/17/2016	34.3 J	SE-030916-JN-010	82 J	690 U	µg/kg
				SE-030916-JN-008	110 J	640 U	µg/kg
				SE-030916-JN-009	120 J	740 U	µg/kg

Table 5

**Qualified Sample Results Due to Analyte Concentrations in the Method Blanks  
Phase II ESA-Sediment Sampling  
General Motors Janesville Assembly Plant  
Janesville, Wisconsin  
March 2016**

Parameter	Analyte	Analysis Date (mm/dd/yyyy)	Blank Result	Sample ID	Original Result	Qualified Result	Units
SVOC	bis(2-Ethylhexyl)phthalate	03/17/2016	36.1 J	SE-031016-JN-011	13000 J	18000 U	µg/kg
				SE-031016-JN-021	250 J	290 U	µg/kg
				SE-031016-JN-024	3900	3900 U	µg/kg
				SE-031016-JN-025	1100 J	3200 U	µg/kg
				SE-031016-JN-012	18000	18000 U	µg/kg
				SE-031016-JN-015	43 J	140 U	µg/kg
				SE-031016-JN-018	360 J	570 U	µg/kg
				SE-031016-JN-019	52 J	140 U	µg/kg
SVOC	bis(2-Ethylhexyl)phthalate	03/16/2016	28.5 J	SE-031016-JN-027	1900 J	3700 U	µg/kg
SVOC	Di-n-butylphthalate	03/16/2016	62.4 J	SE-031016-JN-027	2900 J	3700 U	µg/kg

## Notes:

- U - Not detected at the associated reporting limit
- J - Estimated concentration
- VOC - Volatile Organic Compound
- SVOC - Semi-volatile Organic Compound

Table 6

**Qualified Sample Data Due to Outlying of Surrogate Recoveries  
Phase II ESA-Sediment Sampling  
General Motors Janesville Assembly Plant  
Janesville, Wisconsin  
March 2016**

Parameter	Sample ID	Surrogate	Surrogate % Recovery	Control Limits	Analyte	Qualified Result	Units
				% Recovery			
VOC	SE-030916-JN-001	Toluene-d8	156	67 - 125	Acetone	97 J	µg/kg
					Cyclohexane	28 J	µg/kg
					Isopropyl benzene	67 J	µg/kg
					Methyl cyclohexane	450 J	µg/kg
VOC	SE-030916-JN-002	Toluene-d8	130	67 - 125	Acetone	300 J	µg/kg
					Cyclohexane	90 J	µg/kg
					Isopropyl benzene	220 J	µg/kg
					Methyl cyclohexane	1800 J	µg/kg
VOC	SE-030916-JN-003	Toluene-d8	139	67 - 125	Acetone	300 J	µg/kg
					Cyclohexane	69 J	µg/kg
					Isopropyl benzene	230 J	µg/kg
					Methyl cyclohexane	1500 J	µg/kg
VOC	SE-030916-JN-005	Toluene-d8	150	67 - 125	Acetone	33 J	µg/kg
					Methyl cyclohexane	83 J	µg/kg
VOC	SE-031016-JN-018	Toluene-d8	129	67 - 125	Acetone	69 J	µg/kg
					Methyl cyclohexane	39 J	µg/kg
PCB	SE-031016-JN-024	Decachlorobiphenyl	1520	10 - 155	PCB-1254	66 J	µg/kg
					PCB-1268	380 J	µg/kg
					Total PCB	446 J	µg/kg
PCB	SE-031016-JN-026	Decachlorobiphenyl	170	10 - 155	PCB-1268	28 J	µg/kg
					Total PCB	28 J	µg/kg
PCB	SE-031016-JN-027	Decachlorobiphenyl	289	10 - 155	PCB-1268	59 J	µg/kg
					Total PCB	59 J	µg/kg
PCB	SE-031016-JN-012	Decachlorobiphenyl	583	10 - 155	PCB-1254	270 J	µg/kg
					PCB-1268	560 J	µg/kg
					Total PCB	830 J	µg/kg
PCB	SE-031016-JN-018	Decachlorobiphenyl	382	10 - 155	PCB-1254	180 J	µg/kg
					Total PCB	180 J	µg/kg

## Notes:

- J - Estimated concentration
- VOC - Volatile Organic Compound
- PCB - Polychlorinated Biphenyl

Table 7

**Qualified Sample Results Due to Outlying MS/MSD Results  
Phase II ESA - Sediment Sampling  
General Motors Janesville Assembly Plant  
Janesville, Wisconsin  
March 2016**

Parameter	Sample ID	Analyte	MS	MSD	RPD	Control Limits		Qualified Result	Units
			% Recovery	% Recovery	(percent)	% Recovery	RPD		
VOC	SE-030916-JN-008	Bromomethane	0	7	NC	10 - 151	30	R	
		Carbon disulfide	0	9	NC	10 - 155	30	R	
		Cyclohexane	-0.2	5	44	10 - 154	30	170 J	µg/kg
		Dichlorodifluoromethane	0	0	NC	10 - 120	30	R	
		Isopropyl benzene	16	25	18	39 - 126	30	530 J	µg/kg
		Methyl cyclohexane	-54	-43	30	11 - 156	30	1400 J	µg/kg
		trans-1,2-Dichloroethene	25	35	34	40-126	30	640 UJ	µg/kg
		Trifluorotrchloroethane	11	20	53	23 - 168	30	640 UJ	µg/kg
VOC	SE-031016-JN-023	1,2-Dichloropropane	57	57	2	61 - 120	30	11 UJ	µg/kg
VOC	SE-031016-JN-027	1,2,4-Trichlorobenzene	7	8	12	10 - 120	30	R	
		Methyl cyclohexane	15	33	42	29 - 131	30	2.7 J	µg/kg
		Trifluorotrchloroethane	28	45	40	50 - 147	30	9.5 UJ	µg/kg
VOC	SE-031016-JN-013	Methyl cyclohexane	-22	-20	3	11 - 156	30	2000 J	µg/kg
SVOC	SE-031016-JN-023	Butyl benzylphthalate	97	171	54	44 - 110	30	38 J	µg/kg
		Hexachlorocyclopentadiene	0	0	NC	10 - 110	79	R	
Metals	SE-030916-JN-001	Chromium	54	74	9	75 - 125	20	261 J	mg/kg
	SE-030916-JN-010		164 J					mg/kg	
	SE-030916-JN-002		113 J					mg/kg	
	SE-030916-JN-003		102 J					mg/kg	
	SE-030916-JN-004		152 J					mg/kg	
	SE-030916-JN-005		119 J					mg/kg	
	SE-030916-JN-006		66.8 J					mg/kg	
	SE-030916-JN-007		181 J					mg/kg	
	SE-030916-JN-008		197 J					mg/kg	
SE-030916-JN-009	51.7 J	mg/kg							

Table 7

**Qualified Sample Results Due to Outlying MS/MSD Results  
Phase II ESA - Sediment Sampling  
General Motors Janesville Assembly Plant  
Janesville, Wisconsin  
March 2016**

Parameter	Sample ID	Analyte	MS	MSD	RPD	Control Limits		Qualified Result	Units
			% Recovery	% Recovery	(percent)	% Recovery	RPD		
Metals	SE-031016-JN-020	Antimony	44	46	5	75 - 125	20	0.57 J	mg/kg
	SE-031016-JN-021		0.44 J	mg/kg					
	SE-031016-JN-022		0.13 J	mg/kg					
	SE-031016-JN-023		0.12 J	mg/kg					
	SE-031016-JN-024		23.0 J	mg/kg					
	SE-031016-JN-025		2.5 J	mg/kg					
	SE-031016-JN-026		13.8 J	mg/kg					
SE-031016-JN-027	1.7 J	mg/kg							
Metals	SE-031016-JN-020	Beryllium	58	96	49	75 - 125	20	0.58 J	mg/kg
	SE-031016-JN-021		0.38 J	mg/kg					
	SE-031016-JN-022		0.57 J	mg/kg					
	SE-031016-JN-023		0.64 J	mg/kg					
	SE-031016-JN-024		0.36 J	mg/kg					
	SE-031016-JN-025		0.56 J	mg/kg					
	SE-031016-JN-026		0.48 J	mg/kg					
SE-031016-JN-027	0.49 J	mg/kg							
Metals	SE-031016-JN-011	Copper	199	74	35	75 - 125	20	11.6 J	mg/kg
	SE-031016-JN-014		12.6 J	mg/kg					
	SE-031016-JN-018		10 J	mg/kg					
	SE-031016-JN-021		17.0 J	mg/kg					
	SE-031016-JN-024		46.9 J	mg/kg					
Metals	SE-031016-JN-011	Copper	199	74	35	75 - 125	20	0.18 J	umol/g
	SE-031016-JN-014		0.20 J	umol/g					
	SE-031016-JN-018		0.16 J	umol/g					
	SE-031016-JN-021		0.27 J	umol/g					
	SE-031016-JN-024		0.74 J	umol/g					

Table 7

**Qualified Sample Results Due to Outlying MS/MSD Results  
Phase II ESA - Sediment Sampling  
General Motors Janesville Assembly Plant  
Janesville, Wisconsin  
March 2016**

Parameter	Sample ID	Analyte	MS	MSD	RPD	Control Limits		Qualified Result	Units
			% Recovery	% Recovery	(percent)	% Recovery	RPD		
Metals	SE-031016-JN-011	Silver	28	18	35	75 - 125	20	R	
	SE-031016-JN-014							R	
	SE-031016-JN-018							R	
	SE-031016-JN-021							R	
	SE-031016-JN-024							R	
Metals	SE-031016-JN-011	Silver	28	18	35	75 - 125	20	R	
	SE-031016-JN-014							R	
	SE-031016-JN-018							R	
	SE-031016-JN-021							R	
	SE-031016-JN-024							R	

Notes:

- MS - Matrix Spike
- MSD - Matrix Spike Duplicate
- RPD - Relative Percent Difference
- J - Estimated concentration
- UJ - Not detected; associated reporting limit is estimated
- R - Rejected

**Table 8**

**Qualified Sample Data Due to Variability in Field Duplicate Results  
Phase II ESA - Sediment Sampling  
General Motors Janesville Assembly Plant  
Janesville, Wisconsin  
March 2016**

<b>Parameter</b>	<b>Analyte</b>	<b>RPD</b>	<b>Sample ID</b>	<b>Qualified Result</b>	<b>Field Duplicate Sample ID</b>	<b>Qualified Result</b>	<b>Units</b>
SVOC	Benzo(k)fluoranthene	105	SE-031016-JN-016	170 J	SE-031016-JN-017	53 J	µg/kg
Metals	Mercury	130		2.8 J		13.6 J	mg/kg
Metals	Antimony	170	SE-030916-JN-008	59.8 J	SE-030916-JN-009	5.1 J	mg/kg
	Barium	140		2080 J		426 J	mg/kg
	Chromium	120		197 J		51.7 J	mg/kg

Notes:

- RPD - Relative Percent Difference
- J - Estimated concentration
- SVOC - Semi-volatile Organic Compound

# TestAmerica

THE LEADER IN ENVIRONMENTAL TESTING

## ANALYTICAL REPORT

TestAmerica Laboratories, Inc.

TestAmerica Canton

4101 Shuffel Street NW

North Canton, OH 44720

Tel: (330)497-9396

TestAmerica Job ID: 240-61959-1

Client Project/Site: 58505, Janesville WI, SSOW 108014

Revision: 1

For:

GHD Services Inc.

45 Farmington Valley Drive

Plainville, Connecticut 06062

Attn: Ms. Kathy Shaw



---

Authorized for release by:

4/15/2016 4:13:40 PM

Nathan Pietras, Project Manager II

(330)966-8296

[nathan.pietras@testamericainc.com](mailto:nathan.pietras@testamericainc.com)

Designee for

Denise Heckler, Project Manager II

(330)966-9477

[denise.heckler@testamericainc.com](mailto:denise.heckler@testamericainc.com)

### LINKS

Review your project  
results through

TotalAccess

Have a Question?



Visit us at:

[www.testamericainc.com](http://www.testamericainc.com)

*This report has been electronically signed and authorized by the signatory. Electronic signature is intended to be the legally binding equivalent of a traditionally handwritten signature.*

*Results relate only to the items tested and the sample(s) as received by the laboratory.*

1

2

3

4

5

6

7

8

9

10

11

12

13

14

15





# Table of Contents

Cover Page . . . . .	1
Table of Contents . . . . .	2
Definitions/Glossary . . . . .	3
Case Narrative . . . . .	4
Method Summary . . . . .	6
Sample Summary . . . . .	7
Detection Summary . . . . .	8
Client Sample Results . . . . .	18
Surrogate Summary . . . . .	63
QC Sample Results . . . . .	66
QC Association Summary . . . . .	89
Lab Chronicle . . . . .	97
Certification Summary . . . . .	105
Chain of Custody . . . . .	106
Receipt Checklists . . . . .	110

# Definitions/Glossary

Client: GHD Services Inc.  
Project/Site: 58505, Janesville WI, SSOW 108014

TestAmerica Job ID: 240-61959-1

## Qualifiers

### GC/MS VOA

Qualifier	Qualifier Description
B	Compound was found in the blank and sample.
J	Reported value was between the limit of detection and the limit of quantitation.
X	Surrogate is outside control limits
F1	MS and/or MSD Recovery is outside acceptance limits.
F2	MS/MSD RPD exceeds control limits

### GC/MS Semi VOA

Qualifier	Qualifier Description
J	Reported value was between the limit of detection and the limit of quantitation.
*	LCS or LCSD is outside acceptance limits.
X	Surrogate is outside control limits

### GC Semi VOA

Qualifier	Qualifier Description
^c	CCV Recovery is outside acceptance limits.
X	Surrogate is outside control limits
p	The %RPD between the primary and confirmation column/detector is >40%. The lower value has been reported.
J	Reported value was between the limit of detection and the limit of quantitation.

## Metals

Qualifier	Qualifier Description
F1	MS and/or MSD Recovery is outside acceptance limits.
B	Compound was found in the blank and sample.
J	Reported value was between the limit of detection and the limit of quantitation.
4	MS, MSD: The analyte present in the original sample is greater than 4 times the matrix spike concentration; therefore, control limits are not applicable.

## Glossary

Abbreviation	These commonly used abbreviations may or may not be present in this report.
α	Listed under the "D" column to designate that the result is reported on a dry weight basis
%R	Percent Recovery
CFL	Contains Free Liquid
CNF	Contains no Free Liquid
DER	Duplicate error ratio (normalized absolute difference)
Dil Fac	Dilution Factor
DL, RA, RE, IN	Indicates a Dilution, Re-analysis, Re-extraction, or additional Initial metals/anion analysis of the sample
DLC	Decision level concentration
MDA	Minimum detectable activity
EDL	Estimated Detection Limit
MDC	Minimum detectable concentration
MDL	Method Detection Limit
ML	Minimum Level (Dioxin)
NC	Not Calculated
ND	Not detected at the reporting limit (or MDL or EDL if shown)
PQL	Practical Quantitation Limit
QC	Quality Control
RER	Relative error ratio
RL	Reporting Limit or Requested Limit (Radiochemistry)
RPD	Relative Percent Difference, a measure of the relative difference between two points
TEF	Toxicity Equivalent Factor (Dioxin)
TEQ	Toxicity Equivalent Quotient (Dioxin)

# Case Narrative

Client: GHD Services Inc.  
Project/Site: 58505, Janesville WI, SSOW 108014

TestAmerica Job ID: 240-61959-1

## Job ID: 240-61959-1

### Laboratory: TestAmerica Canton

#### Narrative

#### Job Narrative 240-61959-1

#### REVISION

PAH's added to method 8270. April 15, 2016

#### Comments

The alkylated PAHs were sent by GHD to another lab.

Metals were analyzed per the SSOW, the comment on the COC is incorrect. The comment should read: Earth metals exclude: aluminum, calcium, iron, magnesium, potassium & sodium.

#### Receipt

The samples were received on 3/10/2016 11:30 AM; the samples arrived in good condition, properly preserved and, where required, on ice. The temperatures of the 2 coolers at receipt time were 2.1° C and 2.7° C.

#### GC/MS VOA

Method(s) 8260B: Surrogate recovery for the following samples were outside control limits: SE-030916-JN-001 (240-61959-1), SE-030916-JN-002 (240-61959-2), SE-030916-JN-003 (240-61959-3) and SE-030916-JN-005 (240-61959-5). Evidence of matrix interference is present; therefore, re-extraction and/or re-analysis was not performed.

Method(s) 8260B: The following samples were diluted due to the nature of the sample matrix: SE-030916-JN-001 (240-61959-1), SE-030916-JN-002 (240-61959-2), SE-030916-JN-003 (240-61959-3) and SE-030916-JN-006 (240-61959-6). Elevated reporting limits (RLs) are provided.

Method(s) 8260B: A MS/MSD was prepared for batch 221222, but was analyzed in a different analytical batch.

Method(s) 8260B: The following samples were diluted due to the abundance of non-target analytes: SE-030916-JN-009 (240-61959-9) and SE-030916-JN-010 (240-61959-10). Elevated reporting limits (RLs) are provided.

No additional analytical or quality issues were noted, other than those described above or in the Definitions/Glossary page.

#### GC/MS Semi VOA

Method(s) 8270C: The laboratory control sample (LCS) for 221127 associated with samples SE-030916-JN-001 (240-61959-1), SE-030916-JN-002 (240-61959-2), SE-030916-JN-003 (240-61959-3), SE-030916-JN-004 (240-61959-4), SE-030916-JN-005 (240-61959-5), SE-030916-JN-006 (240-61959-6), SE-030916-JN-007 (240-61959-7), SE-030916-JN-008 (240-61959-8), SE-030916-JN-009 (240-61959-9), SE-030916-JN-010 (240-61959-10) and (240-61973-C-1-B), recovered outside control limits for the following analyte: 4,6-Dinitro-2-methylphenol. This analyte was biased high in the LCS and was not detected in the associated samples; therefore, the data have been reported.

Method(s) 8270C: The following samples were diluted due to the nature of the sample matrix: SE-030916-JN-002 (240-61959-2), SE-030916-JN-003 (240-61959-3), SE-030916-JN-004 (240-61959-4), SE-030916-JN-005 (240-61959-5), SE-030916-JN-006 (240-61959-6), SE-030916-JN-007 (240-61959-7), SE-030916-JN-008 (240-61959-8), SE-030916-JN-009 (240-61959-9) and SE-030916-JN-010 (240-61959-10). Elevated reporting limits (RLs) are provided.

No additional analytical or quality issues were noted, other than those described above or in the Definitions/Glossary page.

#### GC Semi VOA

Method(s) 8082: The following samples required a tetrabutylammonium sulfite (TBA) clean-up to reduce matrix interferences caused by sulfur: SE-030916-JN-008 (240-61959-8) and SE-030916-JN-010 (240-61959-10). 2427271, 2103100, 2283703.

Method(s) 8082: The following samples were diluted due to the nature of the sample matrix: SE-030916-JN-002 (240-61959-2), SE-030916-JN-003 (240-61959-3), SE-030916-JN-005 (240-61959-5), SE-030916-JN-006 (240-61959-6), SE-030916-JN-007 (240-61959-7) and SE-030916-JN-009 (240-61959-9). Elevated reporting limits (RLs) are provided.

# Case Narrative

Client: GHD Services Inc.  
Project/Site: 58505, Janesville WI, SSOW 108014

TestAmerica Job ID: 240-61959-1

## Job ID: 240-61959-1 (Continued)

### Laboratory: TestAmerica Canton (Continued)

Method(s) 8082: The following samples required a tetrabutylammonium sulfite (TBA) clean-up to reduce matrix interferences caused by sulfur: SE-030916-JN-002 (240-61959-2), SE-030916-JN-003 (240-61959-3), SE-030916-JN-005 (240-61959-5), SE-030916-JN-006 (240-61959-6), SE-030916-JN-007 (240-61959-7) and SE-030916-JN-009 (240-61959-9). Reagents: 2427270,2103101 and 2283705.

Method(s) 8082: The continuing calibration verification (CCV) associated with batch 240-221640 recovered above the upper control limit for Aroclor 1268. The samples associated with this CCV were non-detects for the affected analytes; therefore, the data have been reported. SE-030916-JN-008 (240-61959-8), SE-030916-JN-010 (240-61959-10) and (MB 240-221107/22-A)

Method(s) 8082: Two surrogates are used for this analysis. The laboratory's SOP allows one of these surrogates to be outside acceptance criteria without performing re-extraction/re-analysis. The following sample contained an allowable number of surrogate compounds outside limits: SE-030916-JN-010 (240-61959-10). These results have been reported and qualified.

Method(s) 8082: The following sample was diluted due to color: SE-030916-JN-008 (240-61959-8). Elevated reporting limits (RL) are provided.

Method(s) 8082: The following samples required a tetrabutylammonium sulfite (TBA) clean-up to reduce matrix interferences caused by sulfur: SE-030916-JN-001 (240-61959-1) and SE-030916-JN-004 (240-61959-4). Reagents: 2427270,2103101 and 2283705.

Method(s) Lloyd Kahn: The reporting limit for Lloyd Kahn TOC analysis is a nominal value and does not reflect adjustments in sample mass processed on an individual basis.

No additional analytical or quality issues were noted, other than those described above or in the Definitions/Glossary page.

### Metals

Method(s) 6010B: The matrix spike / matrix spike duplicate (MS/MSD) recoveries for 170984 were outside the control limits for silver and copper. Sample matrix interference and/or non-homogeneity are suspected because the associated laboratory control sample (LCS) recovery was within acceptance limits. A post digestion spike (PDS) was analyzed as per the 6010C method and it passed for these analytes.

Method(s) 6010B: The following samples were diluted to bring the concentrations of lead and zinc within the linear range of the instrument: SE-030916-JN-001 (240-61959-12) and SE-030916-JN-007 (240-61959-14). Elevated reporting limits (RLs) are provided. Silver was also reported from dilution due to the concentration being less than the negative reporting limit.

Method(s) 6010B: The following sample was diluted to bring the concentration of lead within the linear range of the instrument: SE-030916-JN-004 (240-61959-13). Elevated reporting limits (RLs) are provided.

No additional analytical or quality issues were noted, other than those described above or in the Definitions/Glossary page.

### General Chemistry

No analytical or quality issues were noted, other than those described in the Definitions/Glossary page.

### Organic Prep

Method(s) 3540C: Due to the matrix, the following sample could not be concentrated to the final method required volume: SE-030916-JN-001 (240-61959-1). The reporting limits (RLs) are elevated proportionately.

Method(s) 3540C: Due to the matrix, the following sample could not be concentrated to the final method required volume: SE-030916-JN-005 (240-61959-5). The reporting limits (RLs) are elevated proportionately.

No additional analytical or quality issues were noted, other than those described above or in the Definitions/Glossary page.

### VOA Prep

No analytical or quality issues were noted, other than those described in the Definitions/Glossary page.

# Method Summary

Client: GHD Services Inc.  
Project/Site: 58505, Janesville WI, SSOW 108014

TestAmerica Job ID: 240-61959-1

Method	Method Description	Protocol	Laboratory
8260B	Volatile Organic Compounds (GC/MS)	SW846	TAL CAN
8270C	Semivolatile Organic Compounds (GC/MS)	SW846	TAL CAN
1630	Methyl Mercury (GC)	EPA	TAL CAN
8082	Polychlorinated Biphenyls (PCBs) by Gas Chromatography	SW846	TAL CAN
6010B	Metals (ICP)	SW846	TAL PIT
6010B	Metals (ICP)	SW846	TAL CAN
6020	Metals (ICP/MS)	SW846	TAL CAN
7470A	Mercury (CVAA)	SW846	TAL PIT
7470A	Mercury (CVAA)	SW846	TAL CAN
7471A	Mercury (CVAA)	SW846	TAL CAN
SEM	Metals, Simultaneously Extracted Metals (SEM)	EPA	TAL PIT
2540G	SM 2540G	SM22	TAL PIT
9034	Sulfide, Acid soluble and Insoluble (Titrimetric)	SW846	TAL PIT
Lloyd Kahn	Organic Carbon, Total (TOC)	EPA	TAL PIT
Moisture	Percent Moisture	EPA	TAL CAN

#### Protocol References:

EPA = US Environmental Protection Agency

SM22 = SM22

SW846 = "Test Methods For Evaluating Solid Waste, Physical/Chemical Methods", Third Edition, November 1986 And Its Updates.

#### Laboratory References:

TAL CAN = TestAmerica Canton, 4101 Shuffel Street NW, North Canton, OH 44720, TEL (330)497-9396

TAL PIT = TestAmerica Pittsburgh, 301 Alpha Drive, RIDC Park, Pittsburgh, PA 15238, TEL (412)963-7058

# Sample Summary

Client: GHD Services Inc.  
Project/Site: 58505, Janesville WI, SSOW 108014

TestAmerica Job ID: 240-61959-1

Lab Sample ID	Client Sample ID	Matrix	Collected	Received
240-61959-1	SE-030916-JN-001	Solid	03/09/16 12:45	03/10/16 11:30
240-61959-2	SE-030916-JN-002	Solid	03/09/16 12:55	03/10/16 11:30
240-61959-3	SE-030916-JN-003	Solid	03/09/16 13:10	03/10/16 11:30
240-61959-4	SE-030916-JN-004	Solid	03/09/16 14:25	03/10/16 11:30
240-61959-5	SE-030916-JN-005	Solid	03/09/16 14:35	03/10/16 11:30
240-61959-6	SE-030916-JN-006	Solid	03/09/16 14:45	03/10/16 11:30
240-61959-7	SE-030916-JN-007	Solid	03/09/16 15:45	03/10/16 11:30
240-61959-8	SE-030916-JN-008	Solid	03/09/16 15:50	03/10/16 11:30
240-61959-9	SE-030916-JN-009	Solid	03/09/16 15:55	03/10/16 11:30
240-61959-10	SE-030916-JN-010	Solid	03/09/16 16:00	03/10/16 11:30
240-61959-11	TB-030916-JN-001	Water	03/09/16 00:00	03/10/16 11:30
240-61959-12	SE-030916-JN-001	Sediment	03/09/16 12:45	03/10/16 11:30
240-61959-13	SE-030916-JN-004	Sediment	03/09/16 14:25	03/10/16 11:30
240-61959-14	SE-030916-JN-007	Sediment	03/09/16 15:45	03/10/16 11:30

# Detection Summary

Client: GHD Services Inc.  
Project/Site: 58505, Janesville WI, SSOW 108014

TestAmerica Job ID: 240-61959-1

**Client Sample ID: SE-030916-JN-001**

**Lab Sample ID: 240-61959-1**

Analyte	Result	Qualifier	LOQ	LOD	Unit	Dil Fac	D	Method	Prep Type
Acetone	97	B	65	18	ug/Kg	1	☼	8260B	Total/NA
2-Butanone (MEK)	22	J B	65	3.6	ug/Kg	1	☼	8260B	Total/NA
Methylene Chloride	10	J B	16	2.4	ug/Kg	1	☼	8260B	Total/NA
Cyclohexane	28	J	32	1.6	ug/Kg	1	☼	8260B	Total/NA
Isopropylbenzene	67		16	0.65	ug/Kg	1	☼	8260B	Total/NA
Methylcyclohexane	450		32	1.9	ug/Kg	1	☼	8260B	Total/NA
2-Methylnaphthalene	610	J	740	55	ug/Kg	50	☼	8270C	Total/NA
Bis(2-ethylhexyl) phthalate	12000		7700	2100	ug/Kg	50	☼	8270C	Total/NA
Butyl benzyl phthalate	70000		7700	1100	ug/Kg	50	☼	8270C	Total/NA
Di-n-butyl phthalate	2300	J	7700	1700	ug/Kg	50	☼	8270C	Total/NA
Methyl Mercury	0.24		0.16	0.048	ug/Kg	1	☼	1630	Total/NA
Aroclor-1268	1200		1100	450	ug/Kg	20	☼	8082	Total/NA
Silver	0.34	B	0.29	0.0020	mg/Kg	2	☼	6020	Total/NA
Arsenic	10.2		1.4	0.037	mg/Kg	2	☼	6020	Total/NA
Beryllium	0.25	J	0.29	0.016	mg/Kg	2	☼	6020	Total/NA
Cadmium	57.9	F1	0.29	0.0053	mg/Kg	2	☼	6020	Total/NA
Cobalt	5.2	B	0.29	0.0025	mg/Kg	2	☼	6020	Total/NA
Chromium	261	B F1	0.58	0.086	mg/Kg	2	☼	6020	Total/NA
Copper	50.8	B	0.58	0.14	mg/Kg	2	☼	6020	Total/NA
Manganese	548		1.4	0.17	mg/Kg	2	☼	6020	Total/NA
Nickel	12.7	B	0.58	0.056	mg/Kg	2	☼	6020	Total/NA
Lead	1870		2.9	0.65	mg/Kg	20	☼	6020	Total/NA
Antimony	30.6		0.58	0.020	mg/Kg	2	☼	6020	Total/NA
Selenium	15.1		1.4	0.058	mg/Kg	2	☼	6020	Total/NA
Thallium	0.11	J	0.58	0.027	mg/Kg	2	☼	6020	Total/NA
Vanadium	10.0		1.4	0.053	mg/Kg	2	☼	6020	Total/NA
Zinc	904	B	5.8	0.72	mg/Kg	2	☼	6020	Total/NA
Barium	1140		1.4	0.32	mg/Kg	2	☼	6020	Total/NA
Mercury	0.46		0.17	0.024	mg/Kg	1	☼	7471A	Total/NA
Total Organic Carbon	53500		1720	858	mg/Kg	1	☼	Lloyd Kahn	Total/NA

**Client Sample ID: SE-030916-JN-002**

**Lab Sample ID: 240-61959-2**

Analyte	Result	Qualifier	LOQ	LOD	Unit	Dil Fac	D	Method	Prep Type
Acetone	300	J B	410	120	ug/Kg	1	☼	8260B	Total/NA
2-Butanone (MEK)	82	J B	410	23	ug/Kg	1	☼	8260B	Total/NA
Methylene Chloride	61	J B	100	15	ug/Kg	1	☼	8260B	Total/NA
Cyclohexane	90	J	200	9.7	ug/Kg	1	☼	8260B	Total/NA
Isopropylbenzene	220		100	4.1	ug/Kg	1	☼	8260B	Total/NA
Methylcyclohexane	1800		200	12	ug/Kg	1	☼	8260B	Total/NA
1,1'-Biphenyl	590	J	5300	370	ug/Kg	50	☼	8270C	Total/NA
2-Methylnaphthalene	4200		710	53	ug/Kg	50	☼	8270C	Total/NA
Carbazole	3700	J	5300	2900	ug/Kg	50	☼	8270C	Total/NA
Dibenzofuran	2900	J	5300	70	ug/Kg	50	☼	8270C	Total/NA
Di-n-butyl phthalate	3400	J	7500	1600	ug/Kg	50	☼	8270C	Total/NA
Fluorene	5500		710	57	ug/Kg	50	☼	8270C	Total/NA
Acenaphthylene	380	J	710	37	ug/Kg	50	☼	8270C	Total/NA
Benzo[g,h,i]perylene	6400		710	37	ug/Kg	50	☼	8270C	Total/NA
Phenanthrene	37000		710	78	ug/Kg	50	☼	8270C	Total/NA
Benzo[k]fluoranthene	6900		710	73	ug/Kg	50	☼	8270C	Total/NA

This Detection Summary does not include radiochemical test results.

TestAmerica Canton

# Detection Summary

Client: GHD Services Inc.  
Project/Site: 58505, Janesville WI, SSOW 108014

TestAmerica Job ID: 240-61959-1

## Client Sample ID: SE-030916-JN-002 (Continued)

## Lab Sample ID: 240-61959-2

Analyte	Result	Qualifier	LOQ	LOD	Unit	Dil Fac	D	Method	Prep Type
Benzo[a]pyrene	12000		710	68	ug/Kg	50	✱	8270C	Total/NA
Anthracene	7500		710	83	ug/Kg	50	✱	8270C	Total/NA
Pyrene	30000		710	47	ug/Kg	50	✱	8270C	Total/NA
Dibenz(a,h)anthracene	2200		710	70	ug/Kg	50	✱	8270C	Total/NA
Naphthalene	2600		710	88	ug/Kg	50	✱	8270C	Total/NA
Fluoranthene	34000		710	59	ug/Kg	50	✱	8270C	Total/NA
Benzo[a]anthracene	14000		710	67	ug/Kg	50	✱	8270C	Total/NA
Indeno[1,2,3-cd]pyrene	5800		710	37	ug/Kg	50	✱	8270C	Total/NA
Chrysene	14000		710	120	ug/Kg	50	✱	8270C	Total/NA
Acenaphthene	4500		710	81	ug/Kg	50	✱	8270C	Total/NA
Benzo[b]fluoranthene	16000		710	63	ug/Kg	50	✱	8270C	Total/NA
Silver	0.22	J B	0.41	0.0029	mg/Kg	2	✱	6020	Total/NA
Arsenic	9.0		2.1	0.054	mg/Kg	2	✱	6020	Total/NA
Beryllium	0.47		0.41	0.023	mg/Kg	2	✱	6020	Total/NA
Cadmium	4.1		0.41	0.0077	mg/Kg	2	✱	6020	Total/NA
Cobalt	6.0	B	0.41	0.0035	mg/Kg	2	✱	6020	Total/NA
Chromium	113	B	0.83	0.12	mg/Kg	2	✱	6020	Total/NA
Copper	91.8	B	0.83	0.20	mg/Kg	2	✱	6020	Total/NA
Manganese	629		2.1	0.25	mg/Kg	2	✱	6020	Total/NA
Nickel	14.7	B	0.83	0.081	mg/Kg	2	✱	6020	Total/NA
Lead	706		0.41	0.093	mg/Kg	2	✱	6020	Total/NA
Antimony	35.9		0.83	0.029	mg/Kg	2	✱	6020	Total/NA
Selenium	2.2		2.1	0.083	mg/Kg	2	✱	6020	Total/NA
Thallium	0.23	J	0.83	0.039	mg/Kg	2	✱	6020	Total/NA
Vanadium	14.2		2.1	0.077	mg/Kg	2	✱	6020	Total/NA
Zinc	1140	B	8.3	1.0	mg/Kg	2	✱	6020	Total/NA
Barium	945		2.1	0.46	mg/Kg	2	✱	6020	Total/NA
Mercury	7.2		1.2	0.17	mg/Kg	5	✱	7471A	Total/NA
Total Organic Carbon	89500		2150	1080	mg/Kg	1	✱	Lloyd Kahn	Total/NA

## Client Sample ID: SE-030916-JN-003

## Lab Sample ID: 240-61959-3

Analyte	Result	Qualifier	LOQ	LOD	Unit	Dil Fac	D	Method	Prep Type
Acetone	300	J B	320	91	ug/Kg	1	✱	8260B	Total/NA
2-Butanone (MEK)	89	J B	320	18	ug/Kg	1	✱	8260B	Total/NA
Methylene Chloride	50	J B	80	12	ug/Kg	1	✱	8260B	Total/NA
Cyclohexane	69	J	160	7.7	ug/Kg	1	✱	8260B	Total/NA
Isopropylbenzene	230		80	3.2	ug/Kg	1	✱	8260B	Total/NA
Methylcyclohexane	1500		160	9.3	ug/Kg	1	✱	8260B	Total/NA
2-Methylnaphthalene	4400		720	54	ug/Kg	50	✱	8270C	Total/NA
Bis(2-ethylhexyl) phthalate	11000		7600	2100	ug/Kg	50	✱	8270C	Total/NA
Caprolactam	28000	J	36000	4000	ug/Kg	50	✱	8270C	Total/NA
Dibenzofuran	880	J	5400	72	ug/Kg	50	✱	8270C	Total/NA
Di-n-butyl phthalate	4100	J	7600	1600	ug/Kg	50	✱	8270C	Total/NA
Fluorene	1800		720	58	ug/Kg	50	✱	8270C	Total/NA
Acenaphthylene	450	J	720	38	ug/Kg	50	✱	8270C	Total/NA
Benzo[g,h,i]perylene	1600		720	38	ug/Kg	50	✱	8270C	Total/NA
Phenanthrene	11000		720	79	ug/Kg	50	✱	8270C	Total/NA
Benzo[k]fluoranthene	1200		720	74	ug/Kg	50	✱	8270C	Total/NA
Benzo[a]pyrene	3000		720	70	ug/Kg	50	✱	8270C	Total/NA

This Detection Summary does not include radiochemical test results.

TestAmerica Canton



# Detection Summary

Client: GHD Services Inc.  
Project/Site: 58505, Janesville WI, SSOW 108014

TestAmerica Job ID: 240-61959-1

**Client Sample ID: SE-030916-JN-003 (Continued)**

**Lab Sample ID: 240-61959-3**

Analyte	Result	Qualifier	LOQ	LOD	Unit	Dil Fac	D	Method	Prep Type
Anthracene	1800		720	85	ug/Kg	50	☼	8270C	Total/NA
Pyrene	9000		720	48	ug/Kg	50	☼	8270C	Total/NA
Naphthalene	2200		720	89	ug/Kg	50	☼	8270C	Total/NA
Fluoranthene	9500		720	60	ug/Kg	50	☼	8270C	Total/NA
Benzo[a]anthracene	4200		720	68	ug/Kg	50	☼	8270C	Total/NA
Indeno[1,2,3-cd]pyrene	1500		720	38	ug/Kg	50	☼	8270C	Total/NA
Chrysene	5400		720	120	ug/Kg	50	☼	8270C	Total/NA
Acenaphthene	1400		720	83	ug/Kg	50	☼	8270C	Total/NA
Benzo[b]fluoranthene	3900		720	64	ug/Kg	50	☼	8270C	Total/NA
Arsenic	0.028	J	0.50	0.0029	mg/L	1		6010B	TCLP
Barium	0.61	J B	10.0	0.0010	mg/L	1		6010B	TCLP
Cadmium	0.00070	J	0.10	0.00014	mg/L	1		6010B	TCLP
Chromium	0.0049	J B	0.50	0.00055	mg/L	1		6010B	TCLP
Lead	0.11	J	0.50	0.0019	mg/L	1		6010B	TCLP
Silver	0.0019	J	0.50	0.00092	mg/L	1		6010B	TCLP
Silver	0.26	J B	0.43	0.0030	mg/Kg	2	☼	6020	Total/NA
Arsenic	8.4		2.1	0.056	mg/Kg	2	☼	6020	Total/NA
Beryllium	0.48		0.43	0.024	mg/Kg	2	☼	6020	Total/NA
Cadmium	7.6		0.43	0.0079	mg/Kg	2	☼	6020	Total/NA
Cobalt	5.9	B	0.43	0.0036	mg/Kg	2	☼	6020	Total/NA
Chromium	102	B	0.85	0.13	mg/Kg	2	☼	6020	Total/NA
Copper	88.7	B	0.85	0.21	mg/Kg	2	☼	6020	Total/NA
Manganese	525		2.1	0.26	mg/Kg	2	☼	6020	Total/NA
Nickel	15.0	B	0.85	0.083	mg/Kg	2	☼	6020	Total/NA
Lead	637		0.43	0.096	mg/Kg	2	☼	6020	Total/NA
Antimony	15.0		0.85	0.030	mg/Kg	2	☼	6020	Total/NA
Selenium	3.2		2.1	0.085	mg/Kg	2	☼	6020	Total/NA
Thallium	0.21	J	0.85	0.041	mg/Kg	2	☼	6020	Total/NA
Vanadium	14.4		2.1	0.079	mg/Kg	2	☼	6020	Total/NA
Zinc	1250	B	8.5	1.1	mg/Kg	2	☼	6020	Total/NA
Barium	1010		2.1	0.47	mg/Kg	2	☼	6020	Total/NA
Mercury	1.6		0.20	0.028	mg/Kg	1	☼	7471A	Total/NA
Total Organic Carbon	96200		2180	1090	mg/Kg	1	☼	Lloyd Kahn	Total/NA

**Client Sample ID: SE-030916-JN-004**

**Lab Sample ID: 240-61959-4**

Analyte	Result	Qualifier	LOQ	LOD	Unit	Dil Fac	D	Method	Prep Type
Methylene Chloride	4.7	J B	11	1.7	ug/Kg	1	☼	8260B	Total/NA
2-Methylnaphthalene	730		320	24	ug/Kg	20	☼	8270C	Total/NA
Bis(2-ethylhexyl) phthalate	9200		3300	900	ug/Kg	20	☼	8270C	Total/NA
Butyl benzyl phthalate	1600	J	3300	470	ug/Kg	20	☼	8270C	Total/NA
Di-n-butyl phthalate	2400	J	3300	710	ug/Kg	20	☼	8270C	Total/NA
Methyl Mercury	0.47		0.22	0.065	ug/Kg	1	☼	1630	Total/NA
Aroclor-1254	210	J	390	160	ug/Kg	5	☼	8082	Total/NA
Aroclor-1268	600		390	150	ug/Kg	5	☼	8082	Total/NA
Silver	0.35	J B	0.44	0.0031	mg/Kg	2	☼	6020	Total/NA
Arsenic	9.3		2.2	0.058	mg/Kg	2	☼	6020	Total/NA
Beryllium	0.30	J	0.44	0.024	mg/Kg	2	☼	6020	Total/NA
Cadmium	9.7		0.44	0.0082	mg/Kg	2	☼	6020	Total/NA
Cobalt	4.5	B	0.44	0.0038	mg/Kg	2	☼	6020	Total/NA

This Detection Summary does not include radiochemical test results.

TestAmerica Canton

# Detection Summary

Client: GHD Services Inc.  
 Project/Site: 58505, Janesville WI, SSOW 108014

TestAmerica Job ID: 240-61959-1

## Client Sample ID: SE-030916-JN-004 (Continued)

## Lab Sample ID: 240-61959-4

Analyte	Result	Qualifier	LOQ	LOD	Unit	Dil Fac	D	Method	Prep Type
Chromium	152	B	0.89	0.13	mg/Kg	2	☼	6020	Total/NA
Copper	93.9	B	0.89	0.22	mg/Kg	2	☼	6020	Total/NA
Manganese	357		2.2	0.27	mg/Kg	2	☼	6020	Total/NA
Nickel	13.5	B	0.89	0.087	mg/Kg	2	☼	6020	Total/NA
Lead	1880		2.2	0.50	mg/Kg	10	☼	6020	Total/NA
Antimony	33.4		0.89	0.031	mg/Kg	2	☼	6020	Total/NA
Selenium	2.3		2.2	0.089	mg/Kg	2	☼	6020	Total/NA
Thallium	0.14	J	0.89	0.042	mg/Kg	2	☼	6020	Total/NA
Vanadium	9.2		2.2	0.082	mg/Kg	2	☼	6020	Total/NA
Zinc	1480	B	8.9	1.1	mg/Kg	2	☼	6020	Total/NA
Barium	1520		2.2	0.49	mg/Kg	2	☼	6020	Total/NA
Mercury	1.3		0.20	0.028	mg/Kg	1	☼	7471A	Total/NA
Total Organic Carbon	109000		2340	1170	mg/Kg	1	☼	Lloyd Kahn	Total/NA

## Client Sample ID: SE-030916-JN-005

## Lab Sample ID: 240-61959-5

Analyte	Result	Qualifier	LOQ	LOD	Unit	Dil Fac	D	Method	Prep Type
Acetone	33	J B	35	9.9	ug/Kg	1	☼	8260B	Total/NA
2-Butanone (MEK)	8.3	J B	35	1.9	ug/Kg	1	☼	8260B	Total/NA
Methylene Chloride	5.0	J B	8.6	1.3	ug/Kg	1	☼	8260B	Total/NA
Methylcyclohexane	83		17	1.0	ug/Kg	1	☼	8260B	Total/NA
2-Methylnaphthalene	470		330	25	ug/Kg	20	☼	8270C	Total/NA
Di-n-butyl phthalate	1200	J	3400	740	ug/Kg	20	☼	8270C	Total/NA
Benzo[g,h,i]perylene	350		330	17	ug/Kg	20	☼	8270C	Total/NA
Phenanthrene	1100		330	36	ug/Kg	20	☼	8270C	Total/NA
Benzo[k]fluoranthene	330		330	33	ug/Kg	20	☼	8270C	Total/NA
Benzo[a]pyrene	660		330	31	ug/Kg	20	☼	8270C	Total/NA
Anthracene	410		330	38	ug/Kg	20	☼	8270C	Total/NA
Pyrene	1700		330	22	ug/Kg	20	☼	8270C	Total/NA
Naphthalene	380		330	40	ug/Kg	20	☼	8270C	Total/NA
Fluoranthene	2000		330	27	ug/Kg	20	☼	8270C	Total/NA
Benzo[a]anthracene	840		330	31	ug/Kg	20	☼	8270C	Total/NA
Indeno[1,2,3-cd]pyrene	310	J	330	17	ug/Kg	20	☼	8270C	Total/NA
Chrysene	940		330	54	ug/Kg	20	☼	8270C	Total/NA
Acenaphthene	290	J	330	37	ug/Kg	20	☼	8270C	Total/NA
Benzo[b]fluoranthene	650		330	29	ug/Kg	20	☼	8270C	Total/NA
Silver	0.33	J B	0.35	0.0025	mg/Kg	2	☼	6020	Total/NA
Arsenic	6.3		1.8	0.046	mg/Kg	2	☼	6020	Total/NA
Beryllium	0.40		0.35	0.020	mg/Kg	2	☼	6020	Total/NA
Cadmium	3.4		0.35	0.0066	mg/Kg	2	☼	6020	Total/NA
Cobalt	4.5	B	0.35	0.0030	mg/Kg	2	☼	6020	Total/NA
Chromium	119	B	0.71	0.11	mg/Kg	2	☼	6020	Total/NA
Copper	51.6	B	0.71	0.17	mg/Kg	2	☼	6020	Total/NA
Manganese	342		1.8	0.21	mg/Kg	2	☼	6020	Total/NA
Nickel	11.3	B	0.71	0.069	mg/Kg	2	☼	6020	Total/NA
Lead	583		0.35	0.080	mg/Kg	2	☼	6020	Total/NA
Antimony	15.8		0.71	0.025	mg/Kg	2	☼	6020	Total/NA
Selenium	1.7	J	1.8	0.071	mg/Kg	2	☼	6020	Total/NA
Thallium	0.14	J	0.71	0.034	mg/Kg	2	☼	6020	Total/NA
Vanadium	11.3		1.8	0.066	mg/Kg	2	☼	6020	Total/NA

This Detection Summary does not include radiochemical test results.

TestAmerica Canton

# Detection Summary

Client: GHD Services Inc.  
Project/Site: 58505, Janesville WI, SSOW 108014

TestAmerica Job ID: 240-61959-1

## Client Sample ID: SE-030916-JN-005 (Continued)

## Lab Sample ID: 240-61959-5

Analyte	Result	Qualifier	LOQ	LOD	Unit	Dil Fac	D	Method	Prep Type
Zinc	641	B	7.1	0.89	mg/Kg	2	☼	6020	Total/NA
Barium	530		1.8	0.39	mg/Kg	2	☼	6020	Total/NA
Mercury	2.7		0.21	0.030	mg/Kg	1	☼	7471A	Total/NA
Total Organic Carbon	22700		1900	949	mg/Kg	1	☼	Lloyd Kahn	Total/NA

## Client Sample ID: SE-030916-JN-006

## Lab Sample ID: 240-61959-6

Analyte	Result	Qualifier	LOQ	LOD	Unit	Dil Fac	D	Method	Prep Type
Acetone	74	J B	110	33	ug/Kg	1	☼	8260B	Total/NA
2-Butanone (MEK)	23	J B	110	6.4	ug/Kg	1	☼	8260B	Total/NA
Methylene Chloride	16	J B	29	4.2	ug/Kg	1	☼	8260B	Total/NA
Methylcyclohexane	22	J	57	3.3	ug/Kg	1	☼	8260B	Total/NA
2-Methylnaphthalene	610		210	16	ug/Kg	20	☼	8270C	Total/NA
Bis(2-ethylhexyl) phthalate	1800	J	2200	600	ug/Kg	20	☼	8270C	Total/NA
Butyl benzyl phthalate	4400		2200	310	ug/Kg	20	☼	8270C	Total/NA
Di-n-butyl phthalate	2400		2200	470	ug/Kg	20	☼	8270C	Total/NA
Fluorene	230		210	17	ug/Kg	20	☼	8270C	Total/NA
Benzo[g,h,i]perylene	560		210	11	ug/Kg	20	☼	8270C	Total/NA
Phenanthrene	1700		210	23	ug/Kg	20	☼	8270C	Total/NA
Benzo[k]fluoranthene	360		210	21	ug/Kg	20	☼	8270C	Total/NA
Benzo[a]pyrene	980		210	20	ug/Kg	20	☼	8270C	Total/NA
Anthracene	420		210	24	ug/Kg	20	☼	8270C	Total/NA
Pyrene	2600		210	14	ug/Kg	20	☼	8270C	Total/NA
Naphthalene	370		210	26	ug/Kg	20	☼	8270C	Total/NA
Fluoranthene	2800		210	17	ug/Kg	20	☼	8270C	Total/NA
Benzo[a]anthracene	1100		210	20	ug/Kg	20	☼	8270C	Total/NA
Indeno[1,2,3-cd]pyrene	530		210	11	ug/Kg	20	☼	8270C	Total/NA
Chrysene	1600		210	34	ug/Kg	20	☼	8270C	Total/NA
Benzo[b]fluoranthene	1500		210	18	ug/Kg	20	☼	8270C	Total/NA
Arsenic	0.025	J B	0.50	0.0029	mg/L	1		6010B	TCLP
Barium	0.87	J B	10.0	0.0010	mg/L	1		6010B	TCLP
Cadmium	0.00015	J	0.10	0.00014	mg/L	1		6010B	TCLP
Chromium	0.0040	J B	0.50	0.00055	mg/L	1		6010B	TCLP
Lead	0.052	J	0.50	0.0019	mg/L	1		6010B	TCLP
Silver	0.24	B	0.24	0.0017	mg/Kg	2	☼	6020	Total/NA
Arsenic	7.8		1.2	0.032	mg/Kg	2	☼	6020	Total/NA
Beryllium	0.28		0.24	0.013	mg/Kg	2	☼	6020	Total/NA
Cadmium	2.6		0.24	0.0045	mg/Kg	2	☼	6020	Total/NA
Cobalt	3.3	B	0.24	0.0021	mg/Kg	2	☼	6020	Total/NA
Chromium	66.8	B	0.49	0.073	mg/Kg	2	☼	6020	Total/NA
Copper	41.4	B	0.49	0.12	mg/Kg	2	☼	6020	Total/NA
Manganese	237		1.2	0.15	mg/Kg	2	☼	6020	Total/NA
Nickel	8.6	B	0.49	0.047	mg/Kg	2	☼	6020	Total/NA
Lead	950		0.24	0.055	mg/Kg	2	☼	6020	Total/NA
Antimony	22.4		0.49	0.017	mg/Kg	2	☼	6020	Total/NA
Selenium	1.4		1.2	0.049	mg/Kg	2	☼	6020	Total/NA
Thallium	0.11	J	0.49	0.023	mg/Kg	2	☼	6020	Total/NA
Vanadium	10.1		1.2	0.045	mg/Kg	2	☼	6020	Total/NA
Zinc	584	B	4.9	0.61	mg/Kg	2	☼	6020	Total/NA
Barium	465		1.2	0.27	mg/Kg	2	☼	6020	Total/NA

This Detection Summary does not include radiochemical test results.

TestAmerica Canton

# Detection Summary

Client: GHD Services Inc.  
Project/Site: 58505, Janesville WI, SSOW 108014

TestAmerica Job ID: 240-61959-1

## Client Sample ID: SE-030916-JN-006 (Continued)

## Lab Sample ID: 240-61959-6

Analyte	Result	Qualifier	LOQ	LOD	Unit	Dil Fac	D	Method	Prep Type
Mercury	0.77		0.16	0.022	mg/Kg	1	☼	7471A	Total/NA
Total Organic Carbon	43200		1550	776	mg/Kg	1	☼	Lloyd Kahn	Total/NA

## Client Sample ID: SE-030916-JN-007

## Lab Sample ID: 240-61959-7

Analyte	Result	Qualifier	LOQ	LOD	Unit	Dil Fac	D	Method	Prep Type
1,2,4-Trimethylbenzene	4200		760	39	ug/Kg	1	☼	8260B	Total/NA
Methylene Chloride	450	J B	760	260	ug/Kg	1	☼	8260B	Total/NA
Toluene	140	J B	760	30	ug/Kg	1	☼	8260B	Total/NA
1,3,5-Trimethylbenzene	2300		760	45	ug/Kg	1	☼	8260B	Total/NA
Xylenes, Total	940	J	1500	97	ug/Kg	1	☼	8260B	Total/NA
Cyclohexane	280	J	1500	91	ug/Kg	1	☼	8260B	Total/NA
Isopropylbenzene	490	J	760	39	ug/Kg	1	☼	8260B	Total/NA
Methyl acetate	220	J	1500	170	ug/Kg	1	☼	8260B	Total/NA
Methylcyclohexane	2300		1500	120	ug/Kg	1	☼	8260B	Total/NA
1,1'-Biphenyl	480	J	5300	370	ug/Kg	50	☼	8270C	Total/NA
2-Methylnaphthalene	7400		710	53	ug/Kg	50	☼	8270C	Total/NA
Dibenzofuran	1900	J	5300	70	ug/Kg	50	☼	8270C	Total/NA
Di-n-butyl phthalate	6700	J	7500	1600	ug/Kg	50	☼	8270C	Total/NA
Methyl Mercury	1.4		0.20	0.060	ug/Kg	1	☼	1630	Total/NA
Silver	0.22	J B	0.39	0.0028	mg/Kg	2	☼	6020	Total/NA
Arsenic	7.6		2.0	0.051	mg/Kg	2	☼	6020	Total/NA
Beryllium	0.56		0.39	0.022	mg/Kg	2	☼	6020	Total/NA
Cadmium	4.5		0.39	0.0073	mg/Kg	2	☼	6020	Total/NA
Cobalt	5.9	B	0.39	0.0033	mg/Kg	2	☼	6020	Total/NA
Chromium	181	B	0.79	0.12	mg/Kg	2	☼	6020	Total/NA
Copper	135	B	0.79	0.19	mg/Kg	2	☼	6020	Total/NA
Manganese	390		2.0	0.24	mg/Kg	2	☼	6020	Total/NA
Nickel	14.8	B	0.79	0.077	mg/Kg	2	☼	6020	Total/NA
Lead	1340		0.39	0.088	mg/Kg	2	☼	6020	Total/NA
Antimony	50.2		0.79	0.028	mg/Kg	2	☼	6020	Total/NA
Selenium	2.1		2.0	0.079	mg/Kg	2	☼	6020	Total/NA
Thallium	0.22	J	0.79	0.037	mg/Kg	2	☼	6020	Total/NA
Vanadium	18.7		2.0	0.073	mg/Kg	2	☼	6020	Total/NA
Zinc	1910	B	7.9	0.98	mg/Kg	2	☼	6020	Total/NA
Barium	2270		2.0	0.43	mg/Kg	2	☼	6020	Total/NA
Mercury	9.3		2.2	0.31	mg/Kg	10	☼	7471A	Total/NA
Total Organic Carbon	80700		2140	1070	mg/Kg	1	☼	Lloyd Kahn	Total/NA

## Client Sample ID: SE-030916-JN-008

## Lab Sample ID: 240-61959-8

Analyte	Result	Qualifier	LOQ	LOD	Unit	Dil Fac	D	Method	Prep Type
1,2,4-Trimethylbenzene	450	J	640	33	ug/Kg	1	☼	8260B	Total/NA
Toluene	110	J B	640	25	ug/Kg	1	☼	8260B	Total/NA
1,3,5-Trimethylbenzene	180	J	640	38	ug/Kg	1	☼	8260B	Total/NA
Xylenes, Total	120	J	1300	81	ug/Kg	1	☼	8260B	Total/NA
Cyclohexane	170	J F1	1300	76	ug/Kg	1	☼	8260B	Total/NA
Isopropylbenzene	530	J F1	640	33	ug/Kg	1	☼	8260B	Total/NA
Methyl acetate	230	J	1300	140	ug/Kg	1	☼	8260B	Total/NA
Methylcyclohexane	1400	F1	1300	97	ug/Kg	1	☼	8260B	Total/NA

This Detection Summary does not include radiochemical test results.

TestAmerica Canton

# Detection Summary

Client: GHD Services Inc.  
Project/Site: 58505, Janesville WI, SSOW 108014

TestAmerica Job ID: 240-61959-1

**Client Sample ID: SE-030916-JN-008 (Continued)**

**Lab Sample ID: 240-61959-8**

Analyte	Result	Qualifier	LOQ	LOD	Unit	Dil Fac	D	Method	Prep Type
1,1'-Biphenyl	430	J	4600	320	ug/Kg	50	☼	8270C	Total/NA
2-Methylnaphthalene	6300		610	46	ug/Kg	50	☼	8270C	Total/NA
Dibenzofuran	850	J	4600	60	ug/Kg	50	☼	8270C	Total/NA
Di-n-butyl phthalate	4000	J	6400	1400	ug/Kg	50	☼	8270C	Total/NA
Fluorene	1500		610	48	ug/Kg	50	☼	8270C	Total/NA
Benzo[g,h,i]perylene	1100		610	32	ug/Kg	50	☼	8270C	Total/NA
Phenanthrene	7300		610	67	ug/Kg	50	☼	8270C	Total/NA
Benzo[k]fluoranthene	1300		610	62	ug/Kg	50	☼	8270C	Total/NA
Benzo[a]pyrene	2300		610	58	ug/Kg	50	☼	8270C	Total/NA
Anthracene	1500		610	71	ug/Kg	50	☼	8270C	Total/NA
Pyrene	6100		610	40	ug/Kg	50	☼	8270C	Total/NA
Naphthalene	3900		610	75	ug/Kg	50	☼	8270C	Total/NA
Fluoranthene	6000		610	50	ug/Kg	50	☼	8270C	Total/NA
Benzo[a]anthracene	2800		610	58	ug/Kg	50	☼	8270C	Total/NA
Indeno[1,2,3-cd]pyrene	1200		610	32	ug/Kg	50	☼	8270C	Total/NA
Chrysene	4200		610	100	ug/Kg	50	☼	8270C	Total/NA
Acenaphthene	1000		610	69	ug/Kg	50	☼	8270C	Total/NA
Benzo[b]fluoranthene	2700		610	54	ug/Kg	50	☼	8270C	Total/NA
Silver	0.23	J B	0.32	0.0023	mg/Kg	2	☼	6020	Total/NA
Arsenic	11.9		1.6	0.042	mg/Kg	2	☼	6020	Total/NA
Beryllium	0.40		0.32	0.018	mg/Kg	2	☼	6020	Total/NA
Cadmium	4.0		0.32	0.0060	mg/Kg	2	☼	6020	Total/NA
Cobalt	4.3	B	0.32	0.0028	mg/Kg	2	☼	6020	Total/NA
Chromium	197	B	0.65	0.097	mg/Kg	2	☼	6020	Total/NA
Copper	152	B	0.65	0.16	mg/Kg	2	☼	6020	Total/NA
Manganese	236		1.6	0.19	mg/Kg	2	☼	6020	Total/NA
Nickel	13.6	B	0.65	0.063	mg/Kg	2	☼	6020	Total/NA
Lead	1630		1.6	0.36	mg/Kg	10	☼	6020	Total/NA
Antimony	59.8		0.65	0.023	mg/Kg	2	☼	6020	Total/NA
Selenium	1.5	J	1.6	0.065	mg/Kg	2	☼	6020	Total/NA
Thallium	0.21	J	0.65	0.031	mg/Kg	2	☼	6020	Total/NA
Vanadium	12.5		1.6	0.060	mg/Kg	2	☼	6020	Total/NA
Zinc	1710	B	6.5	0.81	mg/Kg	2	☼	6020	Total/NA
Barium	2080		1.6	0.36	mg/Kg	2	☼	6020	Total/NA
Mercury	14.8		1.9	0.27	mg/Kg	10	☼	7471A	Total/NA
Total Organic Carbon	162000		1820	908	mg/Kg	1	☼	Lloyd Kahn	Total/NA

**Client Sample ID: SE-030916-JN-009**

**Lab Sample ID: 240-61959-9**

Analyte	Result	Qualifier	LOQ	LOD	Unit	Dil Fac	D	Method	Prep Type
1,2,4-Trimethylbenzene	350	J	740	38	ug/Kg	1	☼	8260B	Total/NA
Toluene	120	J B	740	29	ug/Kg	1	☼	8260B	Total/NA
1,3,5-Trimethylbenzene	150	J	740	44	ug/Kg	1	☼	8260B	Total/NA
Xylenes, Total	140	J	1500	94	ug/Kg	1	☼	8260B	Total/NA
Cyclohexane	160	J	1500	88	ug/Kg	1	☼	8260B	Total/NA
Isopropylbenzene	490	J	740	38	ug/Kg	1	☼	8260B	Total/NA
Methyl acetate	230	J	1500	160	ug/Kg	1	☼	8260B	Total/NA
Methylcyclohexane	1300	J	1500	110	ug/Kg	1	☼	8260B	Total/NA
1,1'-Biphenyl	570	J	5200	360	ug/Kg	50	☼	8270C	Total/NA
2-Methylnaphthalene	14000		690	52	ug/Kg	50	☼	8270C	Total/NA

This Detection Summary does not include radiochemical test results.

TestAmerica Canton

# Detection Summary

Client: GHD Services Inc.  
Project/Site: 58505, Janesville WI, SSOW 108014

TestAmerica Job ID: 240-61959-1

**Client Sample ID: SE-030916-JN-009 (Continued)**

**Lab Sample ID: 240-61959-9**

Analyte	Result	Qualifier	LOQ	LOD	Unit	Dil Fac	D	Method	Prep Type
Dibenzofuran	1100	J	5200	68	ug/Kg	50	☼	8270C	Total/NA
Di-n-butyl phthalate	5900	J	7200	1600	ug/Kg	50	☼	8270C	Total/NA
Fluorene	1900		690	55	ug/Kg	50	☼	8270C	Total/NA
Benzo[g,h,i]perylene	1100		690	36	ug/Kg	50	☼	8270C	Total/NA
Phenanthrene	9300		690	76	ug/Kg	50	☼	8270C	Total/NA
Benzo[k]fluoranthene	910		690	70	ug/Kg	50	☼	8270C	Total/NA
Benzo[a]pyrene	2700		690	66	ug/Kg	50	☼	8270C	Total/NA
Anthracene	1700		690	81	ug/Kg	50	☼	8270C	Total/NA
Pyrene	7900		690	46	ug/Kg	50	☼	8270C	Total/NA
Naphthalene	5200		690	85	ug/Kg	50	☼	8270C	Total/NA
Fluoranthene	6600		690	57	ug/Kg	50	☼	8270C	Total/NA
Benzo[a]anthracene	3600		690	65	ug/Kg	50	☼	8270C	Total/NA
Indeno[1,2,3-cd]pyrene	1000		690	36	ug/Kg	50	☼	8270C	Total/NA
Chrysene	4600		690	110	ug/Kg	50	☼	8270C	Total/NA
Acenaphthene	1100		690	79	ug/Kg	50	☼	8270C	Total/NA
Benzo[b]fluoranthene	3300		690	61	ug/Kg	50	☼	8270C	Total/NA
Silver	0.29	J B	0.33	0.0023	mg/Kg	2	☼	6020	Total/NA
Arsenic	10.7		1.6	0.042	mg/Kg	2	☼	6020	Total/NA
Beryllium	0.47		0.33	0.018	mg/Kg	2	☼	6020	Total/NA
Cadmium	1.7		0.33	0.0060	mg/Kg	2	☼	6020	Total/NA
Cobalt	5.0	B	0.33	0.0028	mg/Kg	2	☼	6020	Total/NA
Chromium	51.7	B	0.65	0.098	mg/Kg	2	☼	6020	Total/NA
Copper	53.3	B	0.65	0.16	mg/Kg	2	☼	6020	Total/NA
Manganese	394		1.6	0.20	mg/Kg	2	☼	6020	Total/NA
Nickel	12.3	B	0.65	0.063	mg/Kg	2	☼	6020	Total/NA
Lead	657		0.33	0.073	mg/Kg	2	☼	6020	Total/NA
Antimony	5.1		0.65	0.023	mg/Kg	2	☼	6020	Total/NA
Selenium	2.0		1.6	0.065	mg/Kg	2	☼	6020	Total/NA
Thallium	0.21	J	0.65	0.031	mg/Kg	2	☼	6020	Total/NA
Vanadium	18.1		1.6	0.060	mg/Kg	2	☼	6020	Total/NA
Zinc	605	B	6.5	0.81	mg/Kg	2	☼	6020	Total/NA
Barium	426		1.6	0.36	mg/Kg	2	☼	6020	Total/NA
Mercury	8.4		2.3	0.32	mg/Kg	10	☼	7471A	Total/NA
Total Organic Carbon	399000		2070	1030	mg/Kg	1	☼	Lloyd Kahn	Total/NA

**Client Sample ID: SE-030916-JN-010**

**Lab Sample ID: 240-61959-10**

Analyte	Result	Qualifier	LOQ	LOD	Unit	Dil Fac	D	Method	Prep Type
1,2,4-Trimethylbenzene	380	J	690	36	ug/Kg	1	☼	8260B	Total/NA
Toluene	82	J B	690	28	ug/Kg	1	☼	8260B	Total/NA
1,3,5-Trimethylbenzene	150	J	690	41	ug/Kg	1	☼	8260B	Total/NA
Xylenes, Total	150	J	1400	88	ug/Kg	1	☼	8260B	Total/NA
Cyclohexane	150	J	1400	83	ug/Kg	1	☼	8260B	Total/NA
Isopropylbenzene	370	J	690	36	ug/Kg	1	☼	8260B	Total/NA
Methyl acetate	290	J	1400	150	ug/Kg	1	☼	8260B	Total/NA
Methylcyclohexane	1300	J	1400	100	ug/Kg	1	☼	8260B	Total/NA
1,1'-Biphenyl	260	J	2000	140	ug/Kg	20	☼	8270C	Total/NA
2-Methylnaphthalene	3300		260	20	ug/Kg	20	☼	8270C	Total/NA
Dibenzofuran	390	J	2000	26	ug/Kg	20	☼	8270C	Total/NA
Di-n-butyl phthalate	3000		2700	590	ug/Kg	20	☼	8270C	Total/NA

This Detection Summary does not include radiochemical test results.

TestAmerica Canton

# Detection Summary

Client: GHD Services Inc.  
Project/Site: 58505, Janesville WI, SSOW 108014

TestAmerica Job ID: 240-61959-1

## Client Sample ID: SE-030916-JN-010 (Continued)

## Lab Sample ID: 240-61959-10

Analyte	Result	Qualifier	LOQ	LOD	Unit	Dil Fac	D	Method	Prep Type
Fluorene	670		260	21	ug/Kg	20	☼	8270C	Total/NA
Benzo[g,h,i]perylene	480		260	14	ug/Kg	20	☼	8270C	Total/NA
Phenanthrene	3500		260	28	ug/Kg	20	☼	8270C	Total/NA
Benzo[k]fluoranthene	460		260	27	ug/Kg	20	☼	8270C	Total/NA
Benzo[a]pyrene	990		260	25	ug/Kg	20	☼	8270C	Total/NA
Anthracene	830		260	30	ug/Kg	20	☼	8270C	Total/NA
Pyrene	2700		260	17	ug/Kg	20	☼	8270C	Total/NA
Dibenz(a,h)anthracene	170	J	260	26	ug/Kg	20	☼	8270C	Total/NA
Naphthalene	1500		260	32	ug/Kg	20	☼	8270C	Total/NA
Fluoranthene	2900		260	21	ug/Kg	20	☼	8270C	Total/NA
Benzo[a]anthracene	1400		260	25	ug/Kg	20	☼	8270C	Total/NA
Indeno[1,2,3-cd]pyrene	420		260	14	ug/Kg	20	☼	8270C	Total/NA
Chrysene	2100		260	43	ug/Kg	20	☼	8270C	Total/NA
Acenaphthene	490		260	30	ug/Kg	20	☼	8270C	Total/NA
Benzo[b]fluoranthene	1300		260	23	ug/Kg	20	☼	8270C	Total/NA
Silver	0.20	J B	0.36	0.0025	mg/Kg	2	☼	6020	Total/NA
Arsenic	16.3		1.8	0.047	mg/Kg	2	☼	6020	Total/NA
Beryllium	0.53		0.36	0.020	mg/Kg	2	☼	6020	Total/NA
Cadmium	3.9		0.36	0.0067	mg/Kg	2	☼	6020	Total/NA
Cobalt	5.9	B	0.36	0.0031	mg/Kg	2	☼	6020	Total/NA
Chromium	164	B	0.73	0.11	mg/Kg	2	☼	6020	Total/NA
Copper	106	B	0.73	0.18	mg/Kg	2	☼	6020	Total/NA
Manganese	377		1.8	0.22	mg/Kg	2	☼	6020	Total/NA
Nickel	13.8	B	0.73	0.071	mg/Kg	2	☼	6020	Total/NA
Lead	1280		0.36	0.082	mg/Kg	2	☼	6020	Total/NA
Antimony	17.2		0.73	0.025	mg/Kg	2	☼	6020	Total/NA
Selenium	2.0		1.8	0.073	mg/Kg	2	☼	6020	Total/NA
Thallium	0.23	J	0.73	0.034	mg/Kg	2	☼	6020	Total/NA
Vanadium	17.9		1.8	0.067	mg/Kg	2	☼	6020	Total/NA
Zinc	1750	B	7.3	0.91	mg/Kg	2	☼	6020	Total/NA
Barium	1550		1.8	0.40	mg/Kg	2	☼	6020	Total/NA
Mercury	15.2		1.9	0.27	mg/Kg	10	☼	7471A	Total/NA
Total Organic Carbon	114000		1940	970	mg/Kg	1	☼	Lloyd Kahn	Total/NA

## Client Sample ID: TB-030916-JN-001

## Lab Sample ID: 240-61959-11

Analyte	Result	Qualifier	LOQ	LOD	Unit	Dil Fac	D	Method	Prep Type
Methylene Chloride	0.39	J B	1.0	0.33	ug/L	1		8260B	Total/NA

## Client Sample ID: SE-030916-JN-001

## Lab Sample ID: 240-61959-12

Analyte	Result	Qualifier	LOQ	LOD	Unit	Dil Fac	D	Method	Prep Type
Cadmium SEM	3.7		0.30	0.015	mg/Kg	1	☼	6010B	SEM/AVS
Copper SEM	24.8		1.5	0.058	mg/Kg	1	☼	6010B	SEM/AVS
Lead SEM	839		1.2	0.25	mg/Kg	2	☼	6010B	SEM/AVS
Nickel SEM	7.4	B	2.4	0.053	mg/Kg	1	☼	6010B	SEM/AVS
Zinc SEM	2080	B	11.9	0.35	mg/Kg	2	☼	6010B	SEM/AVS
SEM/AVS Ratio	1.68		0.00100	0.00100	NONE	1		SEM	SEM/AVS
Acid Volatile Sulfides (AVS)	693		35.7	7.1	mg/Kg	1	☼	9034	SEM/AVS

This Detection Summary does not include radiochemical test results.

TestAmerica Canton

# Detection Summary

Client: GHD Services Inc.  
 Project/Site: 58505, Janesville WI, SSOW 108014

TestAmerica Job ID: 240-61959-1

## Client Sample ID: SE-030916-JN-004

## Lab Sample ID: 240-61959-13

Analyte	Result	Qualifier	LOQ	LOD	Unit	Dil Fac	D	Method	Prep Type
Cadmium SEM	3.2		0.23	0.012	mg/Kg	1	☼	6010B	SEM/AVS
Copper SEM	55.1		1.2	0.045	mg/Kg	1	☼	6010B	SEM/AVS
Lead SEM	1800		2.3	0.49	mg/Kg	5	☼	6010B	SEM/AVS
Nickel SEM	6.1	B	1.9	0.041	mg/Kg	1	☼	6010B	SEM/AVS
Zinc SEM	1010	B	4.7	0.14	mg/Kg	1	☼	6010B	SEM/AVS
Mercury SEM	0.0030	J	0.0093	0.0024	mg/Kg	1	☼	7470A	SEM/AVS
SEM/AVS Ratio	6.81		0.00100	0.00100	NONE	1		SEM	SEM/AVS
Acid Volatile Sulfides (AVS)	118		27.9	5.6	mg/Kg	1	☼	9034	SEM/AVS

## Client Sample ID: SE-030916-JN-007

## Lab Sample ID: 240-61959-14

Analyte	Result	Qualifier	LOQ	LOD	Unit	Dil Fac	D	Method	Prep Type
Cadmium SEM	5.6		0.26	0.013	mg/Kg	1	☼	6010B	SEM/AVS
Copper SEM	138		1.3	0.051	mg/Kg	1	☼	6010B	SEM/AVS
Lead SEM	1940		2.6	0.55	mg/Kg	5	☼	6010B	SEM/AVS
Nickel SEM	10.2	B	2.1	0.047	mg/Kg	1	☼	6010B	SEM/AVS
Zinc SEM	2960	B	26.3	0.77	mg/Kg	5	☼	6010B	SEM/AVS
SEM/AVS Ratio	3.28		0.00100	0.00100	NONE	1		SEM	SEM/AVS
Acid Volatile Sulfides (AVS)	558		31.5	6.3	mg/Kg	1	☼	9034	SEM/AVS

This Detection Summary does not include radiochemical test results.

TestAmerica Canton



# Client Sample Results

Client: GHD Services Inc.  
 Project/Site: 58505, Janesville WI, SSOW 108014

TestAmerica Job ID: 240-61959-1

**Client Sample ID: SE-030916-JN-001**

**Lab Sample ID: 240-61959-1**

**Date Collected: 03/09/16 12:45**

**Matrix: Solid**

**Date Received: 03/10/16 11:30**

**Percent Solids: 58.3**

**Method: 8260B - Volatile Organic Compounds (GC/MS)**

Analyte	Result	Qualifier	LOQ	LOD	Unit	D	Prepared	Analyzed	Dil Fac
<b>Acetone</b>	<b>97</b>	<b>B</b>	65	18	ug/Kg	☼	03/11/16 12:48	03/11/16 18:54	1
Benzene	<2.9		16	2.9	ug/Kg	☼	03/11/16 12:48	03/11/16 18:54	1
Dichlorobromomethane	<0.94		16	0.94	ug/Kg	☼	03/11/16 12:48	03/11/16 18:54	1
Bromoform	<0.78		16	0.78	ug/Kg	☼	03/11/16 12:48	03/11/16 18:54	1
Bromomethane	<1.4		16	1.4	ug/Kg	☼	03/11/16 12:48	03/11/16 18:54	1
<b>2-Butanone (MEK)</b>	<b>22</b>	<b>J B</b>	65	3.6	ug/Kg	☼	03/11/16 12:48	03/11/16 18:54	1
Carbon disulfide	<1.9		16	1.9	ug/Kg	☼	03/11/16 12:48	03/11/16 18:54	1
Carbon tetrachloride	<2.1		16	2.1	ug/Kg	☼	03/11/16 12:48	03/11/16 18:54	1
Chlorobenzene	<1.7		16	1.7	ug/Kg	☼	03/11/16 12:48	03/11/16 18:54	1
Chloroethane	<1.4		16	1.4	ug/Kg	☼	03/11/16 12:48	03/11/16 18:54	1
Chloroform	<1.2		16	1.2	ug/Kg	☼	03/11/16 12:48	03/11/16 18:54	1
Chloromethane	<2.6		16	2.6	ug/Kg	☼	03/11/16 12:48	03/11/16 18:54	1
1,1-Dichloroethane	<1.1		16	1.1	ug/Kg	☼	03/11/16 12:48	03/11/16 18:54	1
1,2-Dichloroethane	<1.5		16	1.5	ug/Kg	☼	03/11/16 12:48	03/11/16 18:54	1
1,1-Dichloroethene	<2.6		16	2.6	ug/Kg	☼	03/11/16 12:48	03/11/16 18:54	1
1,2-Dichloropropane	<0.45		16	0.45	ug/Kg	☼	03/11/16 12:48	03/11/16 18:54	1
1,2,4-Trimethylbenzene	<1.9		16	1.9	ug/Kg	☼	03/11/16 12:48	03/11/16 18:54	1
cis-1,3-Dichloropropene	<2.3		16	2.3	ug/Kg	☼	03/11/16 12:48	03/11/16 18:54	1
trans-1,3-Dichloropropene	<0.94		16	0.94	ug/Kg	☼	03/11/16 12:48	03/11/16 18:54	1
Ethylbenzene	<1.0		16	1.0	ug/Kg	☼	03/11/16 12:48	03/11/16 18:54	1
2-Hexanone	<2.2		65	2.2	ug/Kg	☼	03/11/16 12:48	03/11/16 18:54	1
<b>Methylene Chloride</b>	<b>10</b>	<b>J B</b>	16	2.4	ug/Kg	☼	03/11/16 12:48	03/11/16 18:54	1
4-Methyl-2-pentanone (MIBK)	<3.9		65	3.9	ug/Kg	☼	03/11/16 12:48	03/11/16 18:54	1
Styrene	<1.3		16	1.3	ug/Kg	☼	03/11/16 12:48	03/11/16 18:54	1
1,1,2,2-Tetrachloroethane	<1.0		16	1.0	ug/Kg	☼	03/11/16 12:48	03/11/16 18:54	1
Tetrachloroethene	<2.6		16	2.6	ug/Kg	☼	03/11/16 12:48	03/11/16 18:54	1
Toluene	<0.87		16	0.87	ug/Kg	☼	03/11/16 12:48	03/11/16 18:54	1
Trichloroethene	<1.2		16	1.2	ug/Kg	☼	03/11/16 12:48	03/11/16 18:54	1
1,3,5-Trimethylbenzene	<0.94		16	0.94	ug/Kg	☼	03/11/16 12:48	03/11/16 18:54	1
Vinyl chloride	<0.97		16	0.97	ug/Kg	☼	03/11/16 12:48	03/11/16 18:54	1
Xylenes, Total	<1.7		32	1.7	ug/Kg	☼	03/11/16 12:48	03/11/16 18:54	1
1,1,1-Trichloroethane	<2.1		16	2.1	ug/Kg	☼	03/11/16 12:48	03/11/16 18:54	1
1,1,2-Trichloroethane	<1.2		16	1.2	ug/Kg	☼	03/11/16 12:48	03/11/16 18:54	1
<b>Cyclohexane</b>	<b>28</b>	<b>J</b>	32	1.6	ug/Kg	☼	03/11/16 12:48	03/11/16 18:54	1
1,2-Dibromo-3-Chloropropane	<8.8		32	8.8	ug/Kg	☼	03/11/16 12:48	03/11/16 18:54	1
Ethylene Dibromide	<1.7		16	1.7	ug/Kg	☼	03/11/16 12:48	03/11/16 18:54	1
Dichlorodifluoromethane	<0.91		16	0.91	ug/Kg	☼	03/11/16 12:48	03/11/16 18:54	1
cis-1,2-Dichloroethene	<0.91		16	0.91	ug/Kg	☼	03/11/16 12:48	03/11/16 18:54	1
trans-1,2-Dichloroethene	<1.0		16	1.0	ug/Kg	☼	03/11/16 12:48	03/11/16 18:54	1
<b>Isopropylbenzene</b>	<b>67</b>		16	0.65	ug/Kg	☼	03/11/16 12:48	03/11/16 18:54	1
Methyl acetate	<6.5		32	6.5	ug/Kg	☼	03/11/16 12:48	03/11/16 18:54	1
Methyl tert-butyl ether	<1.4		16	1.4	ug/Kg	☼	03/11/16 12:48	03/11/16 18:54	1
1,1,2-Trichloro-1,2,2-trifluoroethane	<1.4		16	1.4	ug/Kg	☼	03/11/16 12:48	03/11/16 18:54	1
1,2,4-Trichlorobenzene	<1.2		16	1.2	ug/Kg	☼	03/11/16 12:48	03/11/16 18:54	1
1,2-Dichlorobenzene	<1.1		16	1.1	ug/Kg	☼	03/11/16 12:48	03/11/16 18:54	1
1,3-Dichlorobenzene	<2.2		16	2.2	ug/Kg	☼	03/11/16 12:48	03/11/16 18:54	1
1,4-Dichlorobenzene	<0.91		16	0.91	ug/Kg	☼	03/11/16 12:48	03/11/16 18:54	1
Trichlorofluoromethane	<0.94		16	0.94	ug/Kg	☼	03/11/16 12:48	03/11/16 18:54	1
Chlorodibromomethane	<1.2		16	1.2	ug/Kg	☼	03/11/16 12:48	03/11/16 18:54	1

TestAmerica Canton

# Client Sample Results

Client: GHD Services Inc.  
Project/Site: 58505, Janesville WI, SSOW 108014

TestAmerica Job ID: 240-61959-1

**Client Sample ID: SE-030916-JN-001**

**Lab Sample ID: 240-61959-1**

**Date Collected: 03/09/16 12:45**

**Matrix: Solid**

**Date Received: 03/10/16 11:30**

**Percent Solids: 58.3**

**Method: 8260B - Volatile Organic Compounds (GC/MS) (Continued)**

Analyte	Result	Qualifier	LOQ	LOD	Unit	D	Prepared	Analyzed	Dil Fac
<b>Methylcyclohexane</b>	<b>450</b>		32	1.9	ug/Kg	☼	03/11/16 12:48	03/11/16 18:54	1
Surrogate	%Recovery	Qualifier	Limits				Prepared	Analyzed	Dil Fac
1,2-Dichloroethane-d4 (Surr)	84		58 - 123				03/11/16 12:48	03/11/16 18:54	1
4-Bromofluorobenzene (Surr)	196	X	52 - 136				03/11/16 12:48	03/11/16 18:54	1
Toluene-d8 (Surr)	156	X	67 - 125				03/11/16 12:48	03/11/16 18:54	1
Dibromofluoromethane (Surr)	94		37 - 132				03/11/16 12:48	03/11/16 18:54	1

**Method: 8270C - Semivolatile Organic Compounds (GC/MS)**

Analyte	Result	Qualifier	LOQ	LOD	Unit	D	Prepared	Analyzed	Dil Fac
1,1'-Biphenyl	<390		5500	390	ug/Kg	☼	03/11/16 08:42	03/18/16 17:26	50
bis (2-chloroisopropyl) ether	<1000		11000	1000	ug/Kg	☼	03/11/16 08:42	03/18/16 17:26	50
2,4,5-Trichlorophenol	<2800		17000	2800	ug/Kg	☼	03/11/16 08:42	03/18/16 17:26	50
2,4,6-Trichlorophenol	<980		17000	980	ug/Kg	☼	03/11/16 08:42	03/18/16 17:26	50
2,4-Dichlorophenol	<2200		17000	2200	ug/Kg	☼	03/11/16 08:42	03/18/16 17:26	50
2,4-Dimethylphenol	<2200		17000	2200	ug/Kg	☼	03/11/16 08:42	03/18/16 17:26	50
2,4-Dinitrophenol	<2300		36000	2300	ug/Kg	☼	03/11/16 08:42	03/18/16 17:26	50
2,4-Dinitrotoluene	<1900		22000	1900	ug/Kg	☼	03/11/16 08:42	03/18/16 17:26	50
2,6-Dinitrotoluene	<2300		22000	2300	ug/Kg	☼	03/11/16 08:42	03/18/16 17:26	50
2-Chloronaphthalene	<50		5500	50	ug/Kg	☼	03/11/16 08:42	03/18/16 17:26	50
2-Chlorophenol	<900		5500	900	ug/Kg	☼	03/11/16 08:42	03/18/16 17:26	50
<b>2-Methylnaphthalene</b>	<b>610</b>	<b>J</b>	740	55	ug/Kg	☼	03/11/16 08:42	03/18/16 17:26	50
2-Methylphenol	<1200		22000	1200	ug/Kg	☼	03/11/16 08:42	03/18/16 17:26	50
2-Nitroaniline	<1000		22000	1000	ug/Kg	☼	03/11/16 08:42	03/18/16 17:26	50
2-Nitrophenol	<910		5500	910	ug/Kg	☼	03/11/16 08:42	03/18/16 17:26	50
3,3'-Dichlorobenzidine	<2000		11000	2000	ug/Kg	☼	03/11/16 08:42	03/18/16 17:26	50
3-Nitroaniline	<1800		22000	1800	ug/Kg	☼	03/11/16 08:42	03/18/16 17:26	50
4,6-Dinitro-2-methylphenol	<1000	*	17000	1000	ug/Kg	☼	03/11/16 08:42	03/18/16 17:26	50
4-Bromophenyl phenyl ether	<1400		5500	1400	ug/Kg	☼	03/11/16 08:42	03/18/16 17:26	50
4-Chloro-3-methylphenol	<2300		17000	2300	ug/Kg	☼	03/11/16 08:42	03/18/16 17:26	50
4-Chloroaniline	<1900		17000	1900	ug/Kg	☼	03/11/16 08:42	03/18/16 17:26	50
4-Chlorophenyl phenyl ether	<1400		5500	1400	ug/Kg	☼	03/11/16 08:42	03/18/16 17:26	50
4-Nitroaniline	<2900		22000	2900	ug/Kg	☼	03/11/16 08:42	03/18/16 17:26	50
4-Nitrophenol	<1900		36000	1900	ug/Kg	☼	03/11/16 08:42	03/18/16 17:26	50
Acetophenone	<1000		11000	1000	ug/Kg	☼	03/11/16 08:42	03/18/16 17:26	50
Atrazine	<1000		22000	1000	ug/Kg	☼	03/11/16 08:42	03/18/16 17:26	50
Benzaldehyde	<1300		11000	1300	ug/Kg	☼	03/11/16 08:42	03/18/16 17:26	50
Bis(2-chloroethoxy)methane	<2400		11000	2400	ug/Kg	☼	03/11/16 08:42	03/18/16 17:26	50
Bis(2-chloroethyl)ether	<220		11000	220	ug/Kg	☼	03/11/16 08:42	03/18/16 17:26	50
<b>Bis(2-ethylhexyl) phthalate</b>	<b>12000</b>		7700	2100	ug/Kg	☼	03/11/16 08:42	03/18/16 17:26	50
<b>Butyl benzyl phthalate</b>	<b>70000</b>		7700	1100	ug/Kg	☼	03/11/16 08:42	03/18/16 17:26	50
Caprolactam	<4100		36000	4100	ug/Kg	☼	03/11/16 08:42	03/18/16 17:26	50
Carbazole	<3000		5500	3000	ug/Kg	☼	03/11/16 08:42	03/18/16 17:26	50
Dibenzofuran	<73		5500	73	ug/Kg	☼	03/11/16 08:42	03/18/16 17:26	50
Diethyl phthalate	<1800		7700	1800	ug/Kg	☼	03/11/16 08:42	03/18/16 17:26	50
Dimethyl phthalate	<1900		7700	1900	ug/Kg	☼	03/11/16 08:42	03/18/16 17:26	50
<b>Di-n-butyl phthalate</b>	<b>2300</b>	<b>J</b>	7700	1700	ug/Kg	☼	03/11/16 08:42	03/18/16 17:26	50
Di-n-octyl phthalate	<870		7700	870	ug/Kg	☼	03/11/16 08:42	03/18/16 17:26	50
Hexachlorobenzene	<230		740	230	ug/Kg	☼	03/11/16 08:42	03/18/16 17:26	50
Hexachlorobutadiene	<620		5500	620	ug/Kg	☼	03/11/16 08:42	03/18/16 17:26	50

TestAmerica Canton

# Client Sample Results

Client: GHD Services Inc.  
Project/Site: 58505, Janesville WI, SSOW 108014

TestAmerica Job ID: 240-61959-1

**Client Sample ID: SE-030916-JN-001**

**Lab Sample ID: 240-61959-1**

**Date Collected: 03/09/16 12:45**

**Matrix: Solid**

**Date Received: 03/10/16 11:30**

**Percent Solids: 58.3**

## Method: 8270C - Semivolatile Organic Compounds (GC/MS) (Continued)

Analyte	Result	Qualifier	LOQ	LOD	Unit	D	Prepared	Analyzed	Dil Fac
Hexachlorocyclopentadiene	<890		36000	890	ug/Kg	☼	03/11/16 08:42	03/18/16 17:26	50
Hexachloroethane	<990		5500	990	ug/Kg	☼	03/11/16 08:42	03/18/16 17:26	50
Isophorone	<1400		5500	1400	ug/Kg	☼	03/11/16 08:42	03/18/16 17:26	50
Nitrobenzene	<240		11000	240	ug/Kg	☼	03/11/16 08:42	03/18/16 17:26	50
N-Nitrosodi-n-propylamine	<690		5500	690	ug/Kg	☼	03/11/16 08:42	03/18/16 17:26	50
N-Nitrosodiphenylamine	<2300		5500	2300	ug/Kg	☼	03/11/16 08:42	03/18/16 17:26	50
Pentachlorophenol	<1000		17000	1000	ug/Kg	☼	03/11/16 08:42	03/18/16 17:26	50
Phenol	<800		5500	800	ug/Kg	☼	03/11/16 08:42	03/18/16 17:26	50
3 & 4 Methylphenol	<2200		44000	2200	ug/Kg	☼	03/11/16 08:42	03/18/16 17:26	50

Surrogate	%Recovery	Qualifier	Limits	Prepared	Analyzed	Dil Fac
2-Fluorobiphenyl (Surr)	71		24 - 110	03/11/16 08:42	03/18/16 17:26	50
2-Fluorophenol (Surr)	74		24 - 110	03/11/16 08:42	03/18/16 17:26	50
2,4,6-Tribromophenol (Surr)	35		10 - 110	03/11/16 08:42	03/18/16 17:26	50
Nitrobenzene-d5 (Surr)	106		20 - 110	03/11/16 08:42	03/18/16 17:26	50
Phenol-d5 (Surr)	43		26 - 110	03/11/16 08:42	03/18/16 17:26	50
Terphenyl-d14 (Surr)	87		36 - 110	03/11/16 08:42	03/18/16 17:26	50

## Method: 1630 - Methyl Mercury (GC)

Analyte	Result	Qualifier	LOQ	LOD	Unit	D	Prepared	Analyzed	Dil Fac
Methyl Mercury	0.24		0.16	0.048	ug/Kg	☼	03/14/16 11:58	03/18/16 20:42	1

Surrogate	%Recovery	Qualifier	Limits	Prepared	Analyzed	Dil Fac
n-Propyl Mercury Chloride	41		10 - 149	03/14/16 11:58	03/18/16 20:42	1

## Method: 8082 - Polychlorinated Biphenyls (PCBs) by Gas Chromatography

Analyte	Result	Qualifier	LOQ	LOD	Unit	D	Prepared	Analyzed	Dil Fac
Aroclor-1016	<410		1100	410	ug/Kg	☼	03/11/16 07:38	03/18/16 11:02	20
Aroclor-1221	<550		1100	550	ug/Kg	☼	03/11/16 07:38	03/18/16 11:02	20
Aroclor-1232	<690		1100	690	ug/Kg	☼	03/11/16 07:38	03/18/16 11:02	20
Aroclor-1242	<380	^c	1100	380	ug/Kg	☼	03/11/16 07:38	03/18/16 11:02	20
Aroclor-1248	<270		1100	270	ug/Kg	☼	03/11/16 07:38	03/18/16 11:02	20
Aroclor-1254	<480		1100	480	ug/Kg	☼	03/11/16 07:38	03/18/16 11:02	20
Aroclor-1260	<310		1100	310	ug/Kg	☼	03/11/16 07:38	03/18/16 11:02	20
Aroclor-1262	<340		1100	340	ug/Kg	☼	03/11/16 07:38	03/18/16 11:02	20
Aroclor-1268	1200		1100	450	ug/Kg	☼	03/11/16 07:38	03/18/16 11:02	20

Surrogate	%Recovery	Qualifier	Limits	Prepared	Analyzed	Dil Fac
Tetrachloro-m-xylene	277	X	13 - 134	03/11/16 07:38	03/18/16 11:02	20
DCB Decachlorobiphenyl	2950	X ^c	10 - 155	03/11/16 07:38	03/18/16 11:02	20

## Method: 6020 - Metals (ICP/MS)

Analyte	Result	Qualifier	LOQ	LOD	Unit	D	Prepared	Analyzed	Dil Fac
Silver	0.34	B	0.29	0.0020	mg/Kg	☼	03/11/16 12:52	03/18/16 20:07	2
Arsenic	10.2		1.4	0.037	mg/Kg	☼	03/11/16 12:52	03/18/16 20:07	2
Beryllium	0.25	J	0.29	0.016	mg/Kg	☼	03/11/16 12:52	03/19/16 16:40	2
Cadmium	57.9	F1	0.29	0.0053	mg/Kg	☼	03/11/16 12:52	03/18/16 20:07	2
Cobalt	5.2	B	0.29	0.0025	mg/Kg	☼	03/11/16 12:52	03/19/16 16:40	2
Chromium	261	B F1	0.58	0.086	mg/Kg	☼	03/11/16 12:52	03/19/16 16:40	2
Copper	50.8	B	0.58	0.14	mg/Kg	☼	03/11/16 12:52	03/19/16 16:40	2
Manganese	548		1.4	0.17	mg/Kg	☼	03/11/16 12:52	03/19/16 16:40	2

TestAmerica Canton

# Client Sample Results

Client: GHD Services Inc.  
 Project/Site: 58505, Janesville WI, SSOW 108014

TestAmerica Job ID: 240-61959-1

**Client Sample ID: SE-030916-JN-001**

**Lab Sample ID: 240-61959-1**

**Date Collected: 03/09/16 12:45**

**Matrix: Solid**

**Date Received: 03/10/16 11:30**

**Percent Solids: 58.3**

**Method: 6020 - Metals (ICP/MS) (Continued)**

Analyte	Result	Qualifier	LOQ	LOD	Unit	D	Prepared	Analyzed	Dil Fac
Nickel	12.7	B	0.58	0.056	mg/Kg	☼	03/11/16 12:52	03/19/16 16:40	2
Lead	1870		2.9	0.65	mg/Kg	☼	03/11/16 12:52	03/19/16 16:44	20
Antimony	30.6		0.58	0.020	mg/Kg	☼	03/11/16 12:52	03/18/16 20:07	2
Selenium	15.1		1.4	0.058	mg/Kg	☼	03/11/16 12:52	03/18/16 20:07	2
Thallium	0.11	J	0.58	0.027	mg/Kg	☼	03/11/16 12:52	03/18/16 20:07	2
Vanadium	10.0		1.4	0.053	mg/Kg	☼	03/11/16 12:52	03/19/16 16:40	2
Zinc	904	B	5.8	0.72	mg/Kg	☼	03/11/16 12:52	03/19/16 16:40	2
Barium	1140		1.4	0.32	mg/Kg	☼	03/11/16 12:52	03/18/16 20:07	2

**Method: 7471A - Mercury (CVAA)**

Analyte	Result	Qualifier	LOQ	LOD	Unit	D	Prepared	Analyzed	Dil Fac
Mercury	0.46		0.17	0.024	mg/Kg	☼	03/11/16 15:00	03/15/16 08:05	1

**General Chemistry**

Analyte	Result	Qualifier	LOQ	LOD	Unit	D	Prepared	Analyzed	Dil Fac
Total Organic Carbon	53500		1720	858	mg/Kg	☼		03/16/16 13:22	1
Percent Solids	58.3		0.1	0.1	%			03/11/16 14:03	1
Percent Moisture	41.7		0.1	0.1	%			03/11/16 14:03	1

# Client Sample Results

Client: GHD Services Inc.  
Project/Site: 58505, Janesville WI, SSOW 108014

TestAmerica Job ID: 240-61959-1

**Client Sample ID: SE-030916-JN-002**

**Lab Sample ID: 240-61959-2**

**Date Collected: 03/09/16 12:55**

**Matrix: Solid**

**Date Received: 03/10/16 11:30**

**Percent Solids: 46.5**

**Method: 8260B - Volatile Organic Compounds (GC/MS)**

Analyte	Result	Qualifier	LOQ	LOD	Unit	D	Prepared	Analyzed	Dil Fac
<b>Acetone</b>	<b>300</b>	<b>J B</b>	410	120	ug/Kg	☼	03/11/16 12:48	03/11/16 19:45	1
Benzene	<18		100	18	ug/Kg	☼	03/11/16 12:48	03/11/16 19:45	1
Dichlorobromomethane	<5.9		100	5.9	ug/Kg	☼	03/11/16 12:48	03/11/16 19:45	1
Bromoform	<4.9		100	4.9	ug/Kg	☼	03/11/16 12:48	03/11/16 19:45	1
Bromomethane	<8.5		100	8.5	ug/Kg	☼	03/11/16 12:48	03/11/16 19:45	1
<b>2-Butanone (MEK)</b>	<b>82</b>	<b>J B</b>	410	23	ug/Kg	☼	03/11/16 12:48	03/11/16 19:45	1
Carbon disulfide	<12		100	12	ug/Kg	☼	03/11/16 12:48	03/11/16 19:45	1
Carbon tetrachloride	<13		100	13	ug/Kg	☼	03/11/16 12:48	03/11/16 19:45	1
Chlorobenzene	<11		100	11	ug/Kg	☼	03/11/16 12:48	03/11/16 19:45	1
Chloroethane	<8.9		100	8.9	ug/Kg	☼	03/11/16 12:48	03/11/16 19:45	1
Chloroform	<7.3		100	7.3	ug/Kg	☼	03/11/16 12:48	03/11/16 19:45	1
Chloromethane	<16		100	16	ug/Kg	☼	03/11/16 12:48	03/11/16 19:45	1
1,1-Dichloroethane	<6.9		100	6.9	ug/Kg	☼	03/11/16 12:48	03/11/16 19:45	1
1,2-Dichloroethane	<9.3		100	9.3	ug/Kg	☼	03/11/16 12:48	03/11/16 19:45	1
1,1-Dichloroethene	<16		100	16	ug/Kg	☼	03/11/16 12:48	03/11/16 19:45	1
1,2-Dichloropropane	<2.8		100	2.8	ug/Kg	☼	03/11/16 12:48	03/11/16 19:45	1
1,2,4-Trimethylbenzene	<12		100	12	ug/Kg	☼	03/11/16 12:48	03/11/16 19:45	1
cis-1,3-Dichloropropene	<14		100	14	ug/Kg	☼	03/11/16 12:48	03/11/16 19:45	1
trans-1,3-Dichloropropene	<5.9		100	5.9	ug/Kg	☼	03/11/16 12:48	03/11/16 19:45	1
Ethylbenzene	<6.5		100	6.5	ug/Kg	☼	03/11/16 12:48	03/11/16 19:45	1
2-Hexanone	<14		410	14	ug/Kg	☼	03/11/16 12:48	03/11/16 19:45	1
<b>Methylene Chloride</b>	<b>61</b>	<b>J B</b>	100	15	ug/Kg	☼	03/11/16 12:48	03/11/16 19:45	1
4-Methyl-2-pentanone (MIBK)	<25		410	25	ug/Kg	☼	03/11/16 12:48	03/11/16 19:45	1
Styrene	<8.1		100	8.1	ug/Kg	☼	03/11/16 12:48	03/11/16 19:45	1
1,1,2,2-Tetrachloroethane	<6.3		100	6.3	ug/Kg	☼	03/11/16 12:48	03/11/16 19:45	1
Tetrachloroethene	<16		100	16	ug/Kg	☼	03/11/16 12:48	03/11/16 19:45	1
Toluene	<5.5		100	5.5	ug/Kg	☼	03/11/16 12:48	03/11/16 19:45	1
Trichloroethene	<7.7		100	7.7	ug/Kg	☼	03/11/16 12:48	03/11/16 19:45	1
1,3,5-Trimethylbenzene	<5.9		100	5.9	ug/Kg	☼	03/11/16 12:48	03/11/16 19:45	1
Vinyl chloride	<6.1		100	6.1	ug/Kg	☼	03/11/16 12:48	03/11/16 19:45	1
Xylenes, Total	<11		200	11	ug/Kg	☼	03/11/16 12:48	03/11/16 19:45	1
1,1,1-Trichloroethane	<13		100	13	ug/Kg	☼	03/11/16 12:48	03/11/16 19:45	1
1,1,2-Trichloroethane	<7.5		100	7.5	ug/Kg	☼	03/11/16 12:48	03/11/16 19:45	1
<b>Cyclohexane</b>	<b>90</b>	<b>J</b>	200	9.7	ug/Kg	☼	03/11/16 12:48	03/11/16 19:45	1
1,2-Dibromo-3-Chloropropane	<55		200	55	ug/Kg	☼	03/11/16 12:48	03/11/16 19:45	1
Ethylene Dibromide	<11		100	11	ug/Kg	☼	03/11/16 12:48	03/11/16 19:45	1
Dichlorodifluoromethane	<5.7		100	5.7	ug/Kg	☼	03/11/16 12:48	03/11/16 19:45	1
cis-1,2-Dichloroethene	<5.7		100	5.7	ug/Kg	☼	03/11/16 12:48	03/11/16 19:45	1
trans-1,2-Dichloroethene	<6.5		100	6.5	ug/Kg	☼	03/11/16 12:48	03/11/16 19:45	1
<b>Isopropylbenzene</b>	<b>220</b>		100	4.1	ug/Kg	☼	03/11/16 12:48	03/11/16 19:45	1
Methyl acetate	<41		200	41	ug/Kg	☼	03/11/16 12:48	03/11/16 19:45	1
Methyl tert-butyl ether	<8.7		100	8.7	ug/Kg	☼	03/11/16 12:48	03/11/16 19:45	1
1,1,2-Trichloro-1,2,2-trifluoroethane	<8.5		100	8.5	ug/Kg	☼	03/11/16 12:48	03/11/16 19:45	1
1,2,4-Trichlorobenzene	<7.7		100	7.7	ug/Kg	☼	03/11/16 12:48	03/11/16 19:45	1
1,2-Dichlorobenzene	<6.9		100	6.9	ug/Kg	☼	03/11/16 12:48	03/11/16 19:45	1
1,3-Dichlorobenzene	<14		100	14	ug/Kg	☼	03/11/16 12:48	03/11/16 19:45	1
1,4-Dichlorobenzene	<5.7		100	5.7	ug/Kg	☼	03/11/16 12:48	03/11/16 19:45	1
Trichlorofluoromethane	<5.9		100	5.9	ug/Kg	☼	03/11/16 12:48	03/11/16 19:45	1
Chlorodibromomethane	<7.5		100	7.5	ug/Kg	☼	03/11/16 12:48	03/11/16 19:45	1

TestAmerica Canton

# Client Sample Results

Client: GHD Services Inc.  
Project/Site: 58505, Janesville WI, SSOW 108014

TestAmerica Job ID: 240-61959-1

**Client Sample ID: SE-030916-JN-002**

**Lab Sample ID: 240-61959-2**

**Date Collected: 03/09/16 12:55**

**Matrix: Solid**

**Date Received: 03/10/16 11:30**

**Percent Solids: 46.5**

## Method: 8260B - Volatile Organic Compounds (GC/MS) (Continued)

Analyte	Result	Qualifier	LOQ	LOD	Unit	D	Prepared	Analyzed	Dil Fac
<b>Methylcyclohexane</b>	<b>1800</b>		200	12	ug/Kg	☼	03/11/16 12:48	03/11/16 19:45	1
<b>Surrogate</b>	<b>%Recovery</b>	<b>Qualifier</b>	<b>Limits</b>				<b>Prepared</b>	<b>Analyzed</b>	<b>Dil Fac</b>
1,2-Dichloroethane-d4 (Surr)	88		58 - 123				03/11/16 12:48	03/11/16 19:45	1
4-Bromofluorobenzene (Surr)	144 X		52 - 136				03/11/16 12:48	03/11/16 19:45	1
Toluene-d8 (Surr)	130 X		67 - 125				03/11/16 12:48	03/11/16 19:45	1
Dibromofluoromethane (Surr)	95		37 - 132				03/11/16 12:48	03/11/16 19:45	1

## Method: 8270C - Semivolatile Organic Compounds (GC/MS)

Analyte	Result	Qualifier	LOQ	LOD	Unit	D	Prepared	Analyzed	Dil Fac
<b>1,1'-Biphenyl</b>	<b>590</b>	<b>J</b>	5300	370	ug/Kg	☼	03/11/16 08:42	03/18/16 19:50	50
bis (2-chloroisopropyl) ether	<1000		11000	1000	ug/Kg	☼	03/11/16 08:42	03/18/16 19:50	50
2,4,5-Trichlorophenol	<2700		16000	2700	ug/Kg	☼	03/11/16 08:42	03/18/16 19:50	50
2,4,6-Trichlorophenol	<950		16000	950	ug/Kg	☼	03/11/16 08:42	03/18/16 19:50	50
2,4-Dichlorophenol	<2100		16000	2100	ug/Kg	☼	03/11/16 08:42	03/18/16 19:50	50
2,4-Dimethylphenol	<2100		16000	2100	ug/Kg	☼	03/11/16 08:42	03/18/16 19:50	50
2,4-Dinitrophenol	<2200		35000	2200	ug/Kg	☼	03/11/16 08:42	03/18/16 19:50	50
2,4-Dinitrotoluene	<1800		21000	1800	ug/Kg	☼	03/11/16 08:42	03/18/16 19:50	50
2,6-Dinitrotoluene	<2200		21000	2200	ug/Kg	☼	03/11/16 08:42	03/18/16 19:50	50
2-Chloronaphthalene	<48		5300	48	ug/Kg	☼	03/11/16 08:42	03/18/16 19:50	50
2-Chlorophenol	<880		5300	880	ug/Kg	☼	03/11/16 08:42	03/18/16 19:50	50
<b>2-Methylnaphthalene</b>	<b>4200</b>		710	53	ug/Kg	☼	03/11/16 08:42	03/18/16 19:50	50
2-Methylphenol	<1200		21000	1200	ug/Kg	☼	03/11/16 08:42	03/18/16 19:50	50
2-Nitroaniline	<970		21000	970	ug/Kg	☼	03/11/16 08:42	03/18/16 19:50	50
2-Nitrophenol	<890		5300	890	ug/Kg	☼	03/11/16 08:42	03/18/16 19:50	50
3,3'-Dichlorobenzidine	<1900		11000	1900	ug/Kg	☼	03/11/16 08:42	03/18/16 19:50	50
3-Nitroaniline	<1700		21000	1700	ug/Kg	☼	03/11/16 08:42	03/18/16 19:50	50
4,6-Dinitro-2-methylphenol	<980 *		16000	980	ug/Kg	☼	03/11/16 08:42	03/18/16 19:50	50
4-Bromophenyl phenyl ether	<1400		5300	1400	ug/Kg	☼	03/11/16 08:42	03/18/16 19:50	50
4-Chloro-3-methylphenol	<2200		16000	2200	ug/Kg	☼	03/11/16 08:42	03/18/16 19:50	50
4-Chloroaniline	<1800		16000	1800	ug/Kg	☼	03/11/16 08:42	03/18/16 19:50	50
4-Chlorophenyl phenyl ether	<1400		5300	1400	ug/Kg	☼	03/11/16 08:42	03/18/16 19:50	50
4-Nitroaniline	<2800		21000	2800	ug/Kg	☼	03/11/16 08:42	03/18/16 19:50	50
4-Nitrophenol	<1800		35000	1800	ug/Kg	☼	03/11/16 08:42	03/18/16 19:50	50
Acetophenone	<980		11000	980	ug/Kg	☼	03/11/16 08:42	03/18/16 19:50	50
Atrazine	<970		21000	970	ug/Kg	☼	03/11/16 08:42	03/18/16 19:50	50
Benzaldehyde	<1300		11000	1300	ug/Kg	☼	03/11/16 08:42	03/18/16 19:50	50
Bis(2-chloroethoxy)methane	<2300		11000	2300	ug/Kg	☼	03/11/16 08:42	03/18/16 19:50	50
Bis(2-chloroethyl)ether	<210		11000	210	ug/Kg	☼	03/11/16 08:42	03/18/16 19:50	50
Bis(2-ethylhexyl) phthalate	<2000		7500	2000	ug/Kg	☼	03/11/16 08:42	03/18/16 19:50	50
Butyl benzyl phthalate	<1100		7500	1100	ug/Kg	☼	03/11/16 08:42	03/18/16 19:50	50
Caprolactam	<4000		35000	4000	ug/Kg	☼	03/11/16 08:42	03/18/16 19:50	50
<b>Carbazole</b>	<b>3700</b>	<b>J</b>	5300	2900	ug/Kg	☼	03/11/16 08:42	03/18/16 19:50	50
<b>Dibenzofuran</b>	<b>2900</b>	<b>J</b>	5300	70	ug/Kg	☼	03/11/16 08:42	03/18/16 19:50	50
Diethyl phthalate	<1700		7500	1700	ug/Kg	☼	03/11/16 08:42	03/18/16 19:50	50
Dimethyl phthalate	<1800		7500	1800	ug/Kg	☼	03/11/16 08:42	03/18/16 19:50	50
<b>Di-n-butyl phthalate</b>	<b>3400</b>	<b>J</b>	7500	1600	ug/Kg	☼	03/11/16 08:42	03/18/16 19:50	50
Di-n-octyl phthalate	<840		7500	840	ug/Kg	☼	03/11/16 08:42	03/18/16 19:50	50
Hexachlorobenzene	<220		710	220	ug/Kg	☼	03/11/16 08:42	03/18/16 19:50	50
Hexachlorobutadiene	<600		5300	600	ug/Kg	☼	03/11/16 08:42	03/18/16 19:50	50

TestAmerica Canton

# Client Sample Results

Client: GHD Services Inc.  
Project/Site: 58505, Janesville WI, SSOW 108014

TestAmerica Job ID: 240-61959-1

**Client Sample ID: SE-030916-JN-002**

**Lab Sample ID: 240-61959-2**

Date Collected: 03/09/16 12:55

Matrix: Solid

Date Received: 03/10/16 11:30

Percent Solids: 46.5

## Method: 8270C - Semivolatile Organic Compounds (GC/MS) (Continued)

Analyte	Result	Qualifier	LOQ	LOD	Unit	D	Prepared	Analyzed	Dil Fac
Hexachlorocyclopentadiene	<870		35000	870	ug/Kg	☼	03/11/16 08:42	03/18/16 19:50	50
Hexachloroethane	<960		5300	960	ug/Kg	☼	03/11/16 08:42	03/18/16 19:50	50
Isophorone	<1400		5300	1400	ug/Kg	☼	03/11/16 08:42	03/18/16 19:50	50
Nitrobenzene	<230		11000	230	ug/Kg	☼	03/11/16 08:42	03/18/16 19:50	50
N-Nitrosodi-n-propylamine	<670		5300	670	ug/Kg	☼	03/11/16 08:42	03/18/16 19:50	50
N-Nitrosodiphenylamine	<2200		5300	2200	ug/Kg	☼	03/11/16 08:42	03/18/16 19:50	50
Pentachlorophenol	<970		16000	970	ug/Kg	☼	03/11/16 08:42	03/18/16 19:50	50
Phenol	<780		5300	780	ug/Kg	☼	03/11/16 08:42	03/18/16 19:50	50
3 & 4 Methylphenol	<2100		43000	2100	ug/Kg	☼	03/11/16 08:42	03/18/16 19:50	50
<b>Fluorene</b>	<b>5500</b>		710	57	ug/Kg	☼	03/11/16 08:42	03/18/16 19:50	50
<b>Acenaphthylene</b>	<b>380</b>	J	710	37	ug/Kg	☼	03/11/16 08:42	03/18/16 19:50	50
<b>Benzo[g,h,i]perylene</b>	<b>6400</b>		710	37	ug/Kg	☼	03/11/16 08:42	03/18/16 19:50	50
<b>Phenanthrene</b>	<b>37000</b>		710	78	ug/Kg	☼	03/11/16 08:42	03/18/16 19:50	50
<b>Benzo[k]fluoranthene</b>	<b>6900</b>		710	73	ug/Kg	☼	03/11/16 08:42	03/18/16 19:50	50
<b>Benzo[a]pyrene</b>	<b>12000</b>		710	68	ug/Kg	☼	03/11/16 08:42	03/18/16 19:50	50
<b>Anthracene</b>	<b>7500</b>		710	83	ug/Kg	☼	03/11/16 08:42	03/18/16 19:50	50
<b>Pyrene</b>	<b>30000</b>		710	47	ug/Kg	☼	03/11/16 08:42	03/18/16 19:50	50
<b>Dibenz(a,h)anthracene</b>	<b>2200</b>		710	70	ug/Kg	☼	03/11/16 08:42	03/18/16 19:50	50
<b>Naphthalene</b>	<b>2600</b>		710	88	ug/Kg	☼	03/11/16 08:42	03/18/16 19:50	50
<b>Fluoranthene</b>	<b>34000</b>		710	59	ug/Kg	☼	03/11/16 08:42	03/18/16 19:50	50
<b>Benzo[a]anthracene</b>	<b>14000</b>		710	67	ug/Kg	☼	03/11/16 08:42	03/18/16 19:50	50
<b>Indeno[1,2,3-cd]pyrene</b>	<b>5800</b>		710	37	ug/Kg	☼	03/11/16 08:42	03/18/16 19:50	50
<b>Chrysene</b>	<b>14000</b>		710	120	ug/Kg	☼	03/11/16 08:42	03/18/16 19:50	50
<b>Acenaphthene</b>	<b>4500</b>		710	81	ug/Kg	☼	03/11/16 08:42	03/18/16 19:50	50
<b>Benzo[b]fluoranthene</b>	<b>16000</b>		710	63	ug/Kg	☼	03/11/16 08:42	03/18/16 19:50	50

Surrogate	%Recovery	Qualifier	Limits	Prepared	Analyzed	Dil Fac
2-Fluorobiphenyl (Surr)	64		24 - 110	03/11/16 08:42	03/18/16 19:50	50
2-Fluorophenol (Surr)	36		24 - 110	03/11/16 08:42	03/18/16 19:50	50
2,4,6-Tribromophenol (Surr)	48		10 - 110	03/11/16 08:42	03/18/16 19:50	50
Nitrobenzene-d5 (Surr)	109		20 - 110	03/11/16 08:42	03/18/16 19:50	50
Phenol-d5 (Surr)	37		26 - 110	03/11/16 08:42	03/18/16 19:50	50
Terphenyl-d14 (Surr)	68		36 - 110	03/11/16 08:42	03/18/16 19:50	50

## Method: 8082 - Polychlorinated Biphenyls (PCBs) by Gas Chromatography

Analyte	Result	Qualifier	LOQ	LOD	Unit	D	Prepared	Analyzed	Dil Fac
Aroclor-1016	<130		350	130	ug/Kg	☼	03/11/16 07:38	03/16/16 15:34	5
Aroclor-1221	<170		350	170	ug/Kg	☼	03/11/16 07:38	03/16/16 15:34	5
Aroclor-1232	<210		350	210	ug/Kg	☼	03/11/16 07:38	03/16/16 15:34	5
Aroclor-1242	<120		350	120	ug/Kg	☼	03/11/16 07:38	03/16/16 15:34	5
Aroclor-1248	<85		350	85	ug/Kg	☼	03/11/16 07:38	03/16/16 15:34	5
Aroclor-1254	<150		350	150	ug/Kg	☼	03/11/16 07:38	03/16/16 15:34	5
Aroclor-1260	<96		350	96	ug/Kg	☼	03/11/16 07:38	03/16/16 15:34	5
Aroclor-1262	<110		350	110	ug/Kg	☼	03/11/16 07:38	03/16/16 15:34	5
Aroclor-1268	<140	^c	350	140	ug/Kg	☼	03/11/16 07:38	03/16/16 15:34	5

Surrogate	%Recovery	Qualifier	Limits	Prepared	Analyzed	Dil Fac
Tetrachloro-m-xylene	60		13 - 134	03/11/16 07:38	03/16/16 15:34	5
DCB Decachlorobiphenyl	173	p X	10 - 155	03/11/16 07:38	03/16/16 15:34	5

TestAmerica Canton

# Client Sample Results

Client: GHD Services Inc.  
 Project/Site: 58505, Janesville WI, SSOW 108014

TestAmerica Job ID: 240-61959-1

**Client Sample ID: SE-030916-JN-002**

**Lab Sample ID: 240-61959-2**

**Date Collected: 03/09/16 12:55**

**Matrix: Solid**

**Date Received: 03/10/16 11:30**

**Percent Solids: 46.5**

**Method: 6020 - Metals (ICP/MS)**

Analyte	Result	Qualifier	LOQ	LOD	Unit	D	Prepared	Analyzed	Dil Fac
Silver	0.22	J B	0.41	0.0029	mg/Kg	☼	03/11/16 12:52	03/18/16 20:28	2
Arsenic	9.0		2.1	0.054	mg/Kg	☼	03/11/16 12:52	03/18/16 20:28	2
Beryllium	0.47		0.41	0.023	mg/Kg	☼	03/11/16 12:52	03/19/16 17:29	2
Cadmium	4.1		0.41	0.0077	mg/Kg	☼	03/11/16 12:52	03/18/16 20:28	2
Cobalt	6.0	B	0.41	0.0035	mg/Kg	☼	03/11/16 12:52	03/19/16 17:29	2
Chromium	113	B	0.83	0.12	mg/Kg	☼	03/11/16 12:52	03/19/16 17:29	2
Copper	91.8	B	0.83	0.20	mg/Kg	☼	03/11/16 12:52	03/19/16 17:29	2
Manganese	629		2.1	0.25	mg/Kg	☼	03/11/16 12:52	03/19/16 17:29	2
Nickel	14.7	B	0.83	0.081	mg/Kg	☼	03/11/16 12:52	03/19/16 17:29	2
Lead	706		0.41	0.093	mg/Kg	☼	03/11/16 12:52	03/19/16 17:29	2
Antimony	35.9		0.83	0.029	mg/Kg	☼	03/11/16 12:52	03/18/16 20:28	2
Selenium	2.2		2.1	0.083	mg/Kg	☼	03/11/16 12:52	03/18/16 20:28	2
Thallium	0.23	J	0.83	0.039	mg/Kg	☼	03/11/16 12:52	03/18/16 20:28	2
Vanadium	14.2		2.1	0.077	mg/Kg	☼	03/11/16 12:52	03/19/16 17:29	2
Zinc	1140	B	8.3	1.0	mg/Kg	☼	03/11/16 12:52	03/19/16 17:29	2
Barium	945		2.1	0.46	mg/Kg	☼	03/11/16 12:52	03/18/16 20:28	2

**Method: 7471A - Mercury (CVAA)**

Analyte	Result	Qualifier	LOQ	LOD	Unit	D	Prepared	Analyzed	Dil Fac
Mercury	7.2		1.2	0.17	mg/Kg	☼	03/11/16 15:00	03/15/16 08:07	5

**General Chemistry**

Analyte	Result	Qualifier	LOQ	LOD	Unit	D	Prepared	Analyzed	Dil Fac
Total Organic Carbon	89500		2150	1080	mg/Kg	☼		03/16/16 13:49	1
Percent Solids	46.5		0.1	0.1	%			03/11/16 14:03	1
Percent Moisture	53.5		0.1	0.1	%			03/11/16 14:03	1



# Client Sample Results

Client: GHD Services Inc.  
Project/Site: 58505, Janesville WI, SSOW 108014

TestAmerica Job ID: 240-61959-1

**Client Sample ID: SE-030916-JN-003**

**Lab Sample ID: 240-61959-3**

**Date Collected: 03/09/16 13:10**

**Matrix: Solid**

**Date Received: 03/10/16 11:30**

**Percent Solids: 45.9**

**Method: 8260B - Volatile Organic Compounds (GC/MS)**

Analyte	Result	Qualifier	LOQ	LOD	Unit	D	Prepared	Analyzed	Dil Fac
<b>Acetone</b>	<b>300</b>	<b>J B</b>	320	91	ug/Kg	☼	03/11/16 12:48	03/11/16 20:10	1
Benzene	<14		80	14	ug/Kg	☼	03/11/16 12:48	03/11/16 20:10	1
Dichlorobromomethane	<4.6		80	4.6	ug/Kg	☼	03/11/16 12:48	03/11/16 20:10	1
Bromoform	<3.8		80	3.8	ug/Kg	☼	03/11/16 12:48	03/11/16 20:10	1
Bromomethane	<6.7		80	6.7	ug/Kg	☼	03/11/16 12:48	03/11/16 20:10	1
<b>2-Butanone (MEK)</b>	<b>89</b>	<b>J B</b>	320	18	ug/Kg	☼	03/11/16 12:48	03/11/16 20:10	1
Carbon disulfide	<9.5		80	9.5	ug/Kg	☼	03/11/16 12:48	03/11/16 20:10	1
Carbon tetrachloride	<10		80	10	ug/Kg	☼	03/11/16 12:48	03/11/16 20:10	1
Chlorobenzene	<8.5		80	8.5	ug/Kg	☼	03/11/16 12:48	03/11/16 20:10	1
Chloroethane	<7.1		80	7.1	ug/Kg	☼	03/11/16 12:48	03/11/16 20:10	1
Chloroform	<5.8		80	5.8	ug/Kg	☼	03/11/16 12:48	03/11/16 20:10	1
Chloromethane	<13		80	13	ug/Kg	☼	03/11/16 12:48	03/11/16 20:10	1
1,1-Dichloroethane	<5.5		80	5.5	ug/Kg	☼	03/11/16 12:48	03/11/16 20:10	1
1,2-Dichloroethane	<7.4		80	7.4	ug/Kg	☼	03/11/16 12:48	03/11/16 20:10	1
1,1-Dichloroethene	<13		80	13	ug/Kg	☼	03/11/16 12:48	03/11/16 20:10	1
1,2-Dichloropropane	<2.2		80	2.2	ug/Kg	☼	03/11/16 12:48	03/11/16 20:10	1
1,2,4-Trimethylbenzene	<9.3		80	9.3	ug/Kg	☼	03/11/16 12:48	03/11/16 20:10	1
cis-1,3-Dichloropropene	<11		80	11	ug/Kg	☼	03/11/16 12:48	03/11/16 20:10	1
trans-1,3-Dichloropropene	<4.6		80	4.6	ug/Kg	☼	03/11/16 12:48	03/11/16 20:10	1
Ethylbenzene	<5.1		80	5.1	ug/Kg	☼	03/11/16 12:48	03/11/16 20:10	1
2-Hexanone	<11		320	11	ug/Kg	☼	03/11/16 12:48	03/11/16 20:10	1
<b>Methylene Chloride</b>	<b>50</b>	<b>J B</b>	80	12	ug/Kg	☼	03/11/16 12:48	03/11/16 20:10	1
4-Methyl-2-pentanone (MIBK)	<20		320	20	ug/Kg	☼	03/11/16 12:48	03/11/16 20:10	1
Styrene	<6.4		80	6.4	ug/Kg	☼	03/11/16 12:48	03/11/16 20:10	1
1,1,2,2-Tetrachloroethane	<5.0		80	5.0	ug/Kg	☼	03/11/16 12:48	03/11/16 20:10	1
Tetrachloroethene	<13		80	13	ug/Kg	☼	03/11/16 12:48	03/11/16 20:10	1
Toluene	<4.3		80	4.3	ug/Kg	☼	03/11/16 12:48	03/11/16 20:10	1
Trichloroethene	<6.1		80	6.1	ug/Kg	☼	03/11/16 12:48	03/11/16 20:10	1
1,3,5-Trimethylbenzene	<4.6		80	4.6	ug/Kg	☼	03/11/16 12:48	03/11/16 20:10	1
Vinyl chloride	<4.8		80	4.8	ug/Kg	☼	03/11/16 12:48	03/11/16 20:10	1
Xylenes, Total	<8.7		160	8.7	ug/Kg	☼	03/11/16 12:48	03/11/16 20:10	1
1,1,1-Trichloroethane	<10		80	10	ug/Kg	☼	03/11/16 12:48	03/11/16 20:10	1
1,1,2-Trichloroethane	<5.9		80	5.9	ug/Kg	☼	03/11/16 12:48	03/11/16 20:10	1
<b>Cyclohexane</b>	<b>69</b>	<b>J</b>	160	7.7	ug/Kg	☼	03/11/16 12:48	03/11/16 20:10	1
1,2-Dibromo-3-Chloropropane	<43		160	43	ug/Kg	☼	03/11/16 12:48	03/11/16 20:10	1
Ethylene Dibromide	<8.5		80	8.5	ug/Kg	☼	03/11/16 12:48	03/11/16 20:10	1
Dichlorodifluoromethane	<4.5		80	4.5	ug/Kg	☼	03/11/16 12:48	03/11/16 20:10	1
cis-1,2-Dichloroethene	<4.5		80	4.5	ug/Kg	☼	03/11/16 12:48	03/11/16 20:10	1
trans-1,2-Dichloroethene	<5.1		80	5.1	ug/Kg	☼	03/11/16 12:48	03/11/16 20:10	1
<b>Isopropylbenzene</b>	<b>230</b>		80	3.2	ug/Kg	☼	03/11/16 12:48	03/11/16 20:10	1
Methyl acetate	<32		160	32	ug/Kg	☼	03/11/16 12:48	03/11/16 20:10	1
Methyl tert-butyl ether	<6.9		80	6.9	ug/Kg	☼	03/11/16 12:48	03/11/16 20:10	1
1,1,2-Trichloro-1,2,2-trifluoroethane	<6.7		80	6.7	ug/Kg	☼	03/11/16 12:48	03/11/16 20:10	1
1,2,4-Trichlorobenzene	<6.1		80	6.1	ug/Kg	☼	03/11/16 12:48	03/11/16 20:10	1
1,2-Dichlorobenzene	<5.5		80	5.5	ug/Kg	☼	03/11/16 12:48	03/11/16 20:10	1
1,3-Dichlorobenzene	<11		80	11	ug/Kg	☼	03/11/16 12:48	03/11/16 20:10	1
1,4-Dichlorobenzene	<4.5		80	4.5	ug/Kg	☼	03/11/16 12:48	03/11/16 20:10	1
Trichlorofluoromethane	<4.6		80	4.6	ug/Kg	☼	03/11/16 12:48	03/11/16 20:10	1
Chlorodibromomethane	<5.9		80	5.9	ug/Kg	☼	03/11/16 12:48	03/11/16 20:10	1

TestAmerica Canton

# Client Sample Results

Client: GHD Services Inc.  
Project/Site: 58505, Janesville WI, SSOW 108014

TestAmerica Job ID: 240-61959-1

**Client Sample ID: SE-030916-JN-003**

**Lab Sample ID: 240-61959-3**

**Date Collected: 03/09/16 13:10**

**Matrix: Solid**

**Date Received: 03/10/16 11:30**

**Percent Solids: 45.9**

## Method: 8260B - Volatile Organic Compounds (GC/MS) (Continued)

Analyte	Result	Qualifier	LOQ	LOD	Unit	D	Prepared	Analyzed	Dil Fac
<b>Methylcyclohexane</b>	<b>1500</b>		160	9.3	ug/Kg	☼	03/11/16 12:48	03/11/16 20:10	1
Surrogate	%Recovery	Qualifier	Limits				Prepared	Analyzed	Dil Fac
1,2-Dichloroethane-d4 (Surr)	88		58 - 123				03/11/16 12:48	03/11/16 20:10	1
4-Bromofluorobenzene (Surr)	166	X	52 - 136				03/11/16 12:48	03/11/16 20:10	1
Toluene-d8 (Surr)	139	X	67 - 125				03/11/16 12:48	03/11/16 20:10	1
Dibromofluoromethane (Surr)	98		37 - 132				03/11/16 12:48	03/11/16 20:10	1

## Method: 8270C - Semivolatile Organic Compounds (GC/MS)

Analyte	Result	Qualifier	LOQ	LOD	Unit	D	Prepared	Analyzed	Dil Fac
1,1'-Biphenyl	<380		5400	380	ug/Kg	☼	03/11/16 08:42	03/18/16 19:26	50
bis (2-chloroisopropyl) ether	<1000		11000	1000	ug/Kg	☼	03/11/16 08:42	03/18/16 19:26	50
2,4,5-Trichlorophenol	<2700		16000	2700	ug/Kg	☼	03/11/16 08:42	03/18/16 19:26	50
2,4,6-Trichlorophenol	<970		16000	970	ug/Kg	☼	03/11/16 08:42	03/18/16 19:26	50
2,4-Dichlorophenol	<2200		16000	2200	ug/Kg	☼	03/11/16 08:42	03/18/16 19:26	50
2,4-Dimethylphenol	<2200		16000	2200	ug/Kg	☼	03/11/16 08:42	03/18/16 19:26	50
2,4-Dinitrophenol	<2300		36000	2300	ug/Kg	☼	03/11/16 08:42	03/18/16 19:26	50
2,4-Dinitrotoluene	<1800		22000	1800	ug/Kg	☼	03/11/16 08:42	03/18/16 19:26	50
2,6-Dinitrotoluene	<2300		22000	2300	ug/Kg	☼	03/11/16 08:42	03/18/16 19:26	50
2-Chloronaphthalene	<49		5400	49	ug/Kg	☼	03/11/16 08:42	03/18/16 19:26	50
2-Chlorophenol	<890		5400	890	ug/Kg	☼	03/11/16 08:42	03/18/16 19:26	50
<b>2-Methylnaphthalene</b>	<b>4400</b>		720	54	ug/Kg	☼	03/11/16 08:42	03/18/16 19:26	50
2-Methylphenol	<1200		22000	1200	ug/Kg	☼	03/11/16 08:42	03/18/16 19:26	50
2-Nitroaniline	<990		22000	990	ug/Kg	☼	03/11/16 08:42	03/18/16 19:26	50
2-Nitrophenol	<900		5400	900	ug/Kg	☼	03/11/16 08:42	03/18/16 19:26	50
3,3'-Dichlorobenzidine	<2000		11000	2000	ug/Kg	☼	03/11/16 08:42	03/18/16 19:26	50
3-Nitroaniline	<1700		22000	1700	ug/Kg	☼	03/11/16 08:42	03/18/16 19:26	50
4,6-Dinitro-2-methylphenol	<1000 *		16000	1000	ug/Kg	☼	03/11/16 08:42	03/18/16 19:26	50
4-Bromophenyl phenyl ether	<1400		5400	1400	ug/Kg	☼	03/11/16 08:42	03/18/16 19:26	50
4-Chloro-3-methylphenol	<2300		16000	2300	ug/Kg	☼	03/11/16 08:42	03/18/16 19:26	50
4-Chloroaniline	<1800		16000	1800	ug/Kg	☼	03/11/16 08:42	03/18/16 19:26	50
4-Chlorophenyl phenyl ether	<1400		5400	1400	ug/Kg	☼	03/11/16 08:42	03/18/16 19:26	50
4-Nitroaniline	<2800		22000	2800	ug/Kg	☼	03/11/16 08:42	03/18/16 19:26	50
4-Nitrophenol	<1800		36000	1800	ug/Kg	☼	03/11/16 08:42	03/18/16 19:26	50
Acetophenone	<1000		11000	1000	ug/Kg	☼	03/11/16 08:42	03/18/16 19:26	50
Atrazine	<990		22000	990	ug/Kg	☼	03/11/16 08:42	03/18/16 19:26	50
Benzaldehyde	<1300		11000	1300	ug/Kg	☼	03/11/16 08:42	03/18/16 19:26	50
Bis(2-chloroethoxy)methane	<2400		11000	2400	ug/Kg	☼	03/11/16 08:42	03/18/16 19:26	50
Bis(2-chloroethyl)ether	<220		11000	220	ug/Kg	☼	03/11/16 08:42	03/18/16 19:26	50
<b>Bis(2-ethylhexyl) phthalate</b>	<b>11000</b>		7600	2100	ug/Kg	☼	03/11/16 08:42	03/18/16 19:26	50
Butyl benzyl phthalate	<1100		7600	1100	ug/Kg	☼	03/11/16 08:42	03/18/16 19:26	50
<b>Caprolactam</b>	<b>28000</b>	<b>J</b>	36000	4000	ug/Kg	☼	03/11/16 08:42	03/18/16 19:26	50
Carbazole	<2900		5400	2900	ug/Kg	☼	03/11/16 08:42	03/18/16 19:26	50
<b>Dibenzofuran</b>	<b>880</b>	<b>J</b>	5400	72	ug/Kg	☼	03/11/16 08:42	03/18/16 19:26	50
Diethyl phthalate	<1700		7600	1700	ug/Kg	☼	03/11/16 08:42	03/18/16 19:26	50
Dimethyl phthalate	<1800		7600	1800	ug/Kg	☼	03/11/16 08:42	03/18/16 19:26	50
<b>Di-n-butyl phthalate</b>	<b>4100</b>	<b>J</b>	7600	1600	ug/Kg	☼	03/11/16 08:42	03/18/16 19:26	50
Di-n-octyl phthalate	<860		7600	860	ug/Kg	☼	03/11/16 08:42	03/18/16 19:26	50
Hexachlorobenzene	<230		720	230	ug/Kg	☼	03/11/16 08:42	03/18/16 19:26	50
Hexachlorobutadiene	<610		5400	610	ug/Kg	☼	03/11/16 08:42	03/18/16 19:26	50

TestAmerica Canton

# Client Sample Results

Client: GHD Services Inc.  
Project/Site: 58505, Janesville WI, SSOW 108014

TestAmerica Job ID: 240-61959-1

**Client Sample ID: SE-030916-JN-003**

**Lab Sample ID: 240-61959-3**

Date Collected: 03/09/16 13:10

Matrix: Solid

Date Received: 03/10/16 11:30

Percent Solids: 45.9

## Method: 8270C - Semivolatile Organic Compounds (GC/MS) (Continued)

Analyte	Result	Qualifier	LOQ	LOD	Unit	D	Prepared	Analyzed	Dil Fac
Hexachlorocyclopentadiene	<880		36000	880	ug/Kg	☼	03/11/16 08:42	03/18/16 19:26	50
Hexachloroethane	<980		5400	980	ug/Kg	☼	03/11/16 08:42	03/18/16 19:26	50
Isophorone	<1400		5400	1400	ug/Kg	☼	03/11/16 08:42	03/18/16 19:26	50
Nitrobenzene	<240		11000	240	ug/Kg	☼	03/11/16 08:42	03/18/16 19:26	50
N-Nitrosodi-n-propylamine	<680		5400	680	ug/Kg	☼	03/11/16 08:42	03/18/16 19:26	50
N-Nitrosodiphenylamine	<2300		5400	2300	ug/Kg	☼	03/11/16 08:42	03/18/16 19:26	50
Pentachlorophenol	<990		16000	990	ug/Kg	☼	03/11/16 08:42	03/18/16 19:26	50
Phenol	<790		5400	790	ug/Kg	☼	03/11/16 08:42	03/18/16 19:26	50
3 & 4 Methylphenol	<2200		43000	2200	ug/Kg	☼	03/11/16 08:42	03/18/16 19:26	50
<b>Fluorene</b>	<b>1800</b>		720	58	ug/Kg	☼	03/11/16 08:42	03/18/16 19:26	50
<b>Acenaphthylene</b>	<b>450</b>	J	720	38	ug/Kg	☼	03/11/16 08:42	03/18/16 19:26	50
<b>Benzo[g,h,i]perylene</b>	<b>1600</b>		720	38	ug/Kg	☼	03/11/16 08:42	03/18/16 19:26	50
<b>Phenanthrene</b>	<b>11000</b>		720	79	ug/Kg	☼	03/11/16 08:42	03/18/16 19:26	50
<b>Benzo[k]fluoranthene</b>	<b>1200</b>		720	74	ug/Kg	☼	03/11/16 08:42	03/18/16 19:26	50
<b>Benzo[a]pyrene</b>	<b>3000</b>		720	70	ug/Kg	☼	03/11/16 08:42	03/18/16 19:26	50
<b>Anthracene</b>	<b>1800</b>		720	85	ug/Kg	☼	03/11/16 08:42	03/18/16 19:26	50
<b>Pyrene</b>	<b>9000</b>		720	48	ug/Kg	☼	03/11/16 08:42	03/18/16 19:26	50
Dibenz(a,h)anthracene	<72		720	72	ug/Kg	☼	03/11/16 08:42	03/18/16 19:26	50
<b>Naphthalene</b>	<b>2200</b>		720	89	ug/Kg	☼	03/11/16 08:42	03/18/16 19:26	50
<b>Fluoranthene</b>	<b>9500</b>		720	60	ug/Kg	☼	03/11/16 08:42	03/18/16 19:26	50
<b>Benzo[a]anthracene</b>	<b>4200</b>		720	68	ug/Kg	☼	03/11/16 08:42	03/18/16 19:26	50
<b>Indeno[1,2,3-cd]pyrene</b>	<b>1500</b>		720	38	ug/Kg	☼	03/11/16 08:42	03/18/16 19:26	50
<b>Chrysene</b>	<b>5400</b>		720	120	ug/Kg	☼	03/11/16 08:42	03/18/16 19:26	50
<b>Acenaphthene</b>	<b>1400</b>		720	83	ug/Kg	☼	03/11/16 08:42	03/18/16 19:26	50
<b>Benzo[b]fluoranthene</b>	<b>3900</b>		720	64	ug/Kg	☼	03/11/16 08:42	03/18/16 19:26	50

Surrogate	%Recovery	Qualifier	Limits	Prepared	Analyzed	Dil Fac
2-Fluorobiphenyl (Surr)	178	X	24 - 110	03/11/16 08:42	03/18/16 19:26	50
2-Fluorophenol (Surr)	192	X	24 - 110	03/11/16 08:42	03/18/16 19:26	50
2,4,6-Tribromophenol (Surr)	192	X	10 - 110	03/11/16 08:42	03/18/16 19:26	50
Nitrobenzene-d5 (Surr)	0	X	20 - 110	03/11/16 08:42	03/18/16 19:26	50
Phenol-d5 (Surr)	208	X	26 - 110	03/11/16 08:42	03/18/16 19:26	50
Terphenyl-d14 (Surr)	183	X	36 - 110	03/11/16 08:42	03/18/16 19:26	50

## Method: 8082 - Polychlorinated Biphenyls (PCBs) by Gas Chromatography

Analyte	Result	Qualifier	LOQ	LOD	Unit	D	Prepared	Analyzed	Dil Fac
Aroclor-1016	<130		370	130	ug/Kg	☼	03/11/16 07:38	03/16/16 15:51	5
Aroclor-1221	<180		370	180	ug/Kg	☼	03/11/16 07:38	03/16/16 15:51	5
Aroclor-1232	<220		370	220	ug/Kg	☼	03/11/16 07:38	03/16/16 15:51	5
Aroclor-1242	<120		370	120	ug/Kg	☼	03/11/16 07:38	03/16/16 15:51	5
Aroclor-1248	<89		370	89	ug/Kg	☼	03/11/16 07:38	03/16/16 15:51	5
Aroclor-1254	<160		370	160	ug/Kg	☼	03/11/16 07:38	03/16/16 15:51	5
Aroclor-1260	<100		370	100	ug/Kg	☼	03/11/16 07:38	03/16/16 15:51	5
Aroclor-1262	<110		370	110	ug/Kg	☼	03/11/16 07:38	03/16/16 15:51	5
Aroclor-1268	<140	^c	370	140	ug/Kg	☼	03/11/16 07:38	03/16/16 15:51	5

Surrogate	%Recovery	Qualifier	Limits	Prepared	Analyzed	Dil Fac
Tetrachloro-m-xylene	126	p	13 - 134	03/11/16 07:38	03/16/16 15:51	5
DCB Decachlorobiphenyl	458	p X	10 - 155	03/11/16 07:38	03/16/16 15:51	5

TestAmerica Canton

# Client Sample Results

Client: GHD Services Inc.  
Project/Site: 58505, Janesville WI, SSOW 108014

TestAmerica Job ID: 240-61959-1

**Client Sample ID: SE-030916-JN-003**

**Lab Sample ID: 240-61959-3**

Date Collected: 03/09/16 13:10

Matrix: Solid

Date Received: 03/10/16 11:30

Percent Solids: 45.9

### Method: 6010B - Metals (ICP) - TCLP

Analyte	Result	Qualifier	LOQ	LOD	Unit	D	Prepared	Analyzed	Dil Fac
Arsenic	0.028	J	0.50	0.0029	mg/L		03/16/16 11:10	03/17/16 21:26	1
Barium	0.61	J B	10.0	0.0010	mg/L		03/16/16 11:10	03/17/16 21:26	1
Cadmium	0.00070	J	0.10	0.00014	mg/L		03/16/16 11:10	03/17/16 21:26	1
Chromium	0.0049	J B	0.50	0.00055	mg/L		03/16/16 11:10	03/17/16 21:26	1
Lead	0.11	J	0.50	0.0019	mg/L		03/16/16 11:10	03/17/16 21:26	1
Selenium	<0.0040		0.25	0.0040	mg/L		03/16/16 11:10	03/17/16 21:26	1
Silver	0.0019	J	0.50	0.00092	mg/L		03/16/16 11:10	03/17/16 21:26	1

### Method: 6020 - Metals (ICP/MS)

Analyte	Result	Qualifier	LOQ	LOD	Unit	D	Prepared	Analyzed	Dil Fac
Silver	0.26	J B	0.43	0.0030	mg/Kg	☼	03/11/16 12:52	03/18/16 20:32	2
Arsenic	8.4		2.1	0.056	mg/Kg	☼	03/11/16 12:52	03/18/16 20:32	2
Beryllium	0.48		0.43	0.024	mg/Kg	☼	03/11/16 12:52	03/19/16 17:33	2
Cadmium	7.6		0.43	0.0079	mg/Kg	☼	03/11/16 12:52	03/18/16 20:32	2
Cobalt	5.9	B	0.43	0.0036	mg/Kg	☼	03/11/16 12:52	03/19/16 17:33	2
Chromium	102	B	0.85	0.13	mg/Kg	☼	03/11/16 12:52	03/19/16 17:33	2
Copper	88.7	B	0.85	0.21	mg/Kg	☼	03/11/16 12:52	03/19/16 17:33	2
Manganese	525		2.1	0.26	mg/Kg	☼	03/11/16 12:52	03/19/16 17:33	2
Nickel	15.0	B	0.85	0.083	mg/Kg	☼	03/11/16 12:52	03/19/16 17:33	2
Lead	637		0.43	0.096	mg/Kg	☼	03/11/16 12:52	03/19/16 17:33	2
Antimony	15.0		0.85	0.030	mg/Kg	☼	03/11/16 12:52	03/18/16 20:32	2
Selenium	3.2		2.1	0.085	mg/Kg	☼	03/11/16 12:52	03/18/16 20:32	2
Thallium	0.21	J	0.85	0.041	mg/Kg	☼	03/11/16 12:52	03/18/16 20:32	2
Vanadium	14.4		2.1	0.079	mg/Kg	☼	03/11/16 12:52	03/19/16 17:33	2
Zinc	1250	B	8.5	1.1	mg/Kg	☼	03/11/16 12:52	03/19/16 17:33	2
Barium	1010		2.1	0.47	mg/Kg	☼	03/11/16 12:52	03/18/16 20:32	2

### Method: 7470A - Mercury (CVAA) - TCLP

Analyte	Result	Qualifier	LOQ	LOD	Unit	D	Prepared	Analyzed	Dil Fac
Mercury	<0.000090		0.0020	0.000090	mg/L		03/16/16 14:00	03/17/16 12:03	1

### Method: 7471A - Mercury (CVAA)

Analyte	Result	Qualifier	LOQ	LOD	Unit	D	Prepared	Analyzed	Dil Fac
Mercury	1.6		0.20	0.028	mg/Kg	☼	03/11/16 15:00	03/15/16 08:08	1

### General Chemistry

Analyte	Result	Qualifier	LOQ	LOD	Unit	D	Prepared	Analyzed	Dil Fac
Total Organic Carbon	96200		2180	1090	mg/Kg	☼		03/16/16 14:31	1
Percent Solids	45.9		0.1	0.1	%			03/11/16 14:03	1
Percent Moisture	54.1		0.1	0.1	%			03/11/16 14:03	1

# Client Sample Results

Client: GHD Services Inc.  
 Project/Site: 58505, Janesville WI, SSOW 108014

TestAmerica Job ID: 240-61959-1

**Client Sample ID: SE-030916-JN-004**

**Lab Sample ID: 240-61959-4**

**Date Collected: 03/09/16 14:25**

**Matrix: Solid**

**Date Received: 03/10/16 11:30**

**Percent Solids: 42.8**

**Method: 8260B - Volatile Organic Compounds (GC/MS)**

Analyte	Result	Qualifier	LOQ	LOD	Unit	D	Prepared	Analyzed	Dil Fac
Acetone	<13		46	13	ug/Kg	☼	03/11/16 12:48	03/11/16 16:46	1
Benzene	<2.0		11	2.0	ug/Kg	☼	03/11/16 12:48	03/11/16 16:46	1
Dichlorobromomethane	<0.66		11	0.66	ug/Kg	☼	03/11/16 12:48	03/11/16 16:46	1
Bromoform	<0.55		11	0.55	ug/Kg	☼	03/11/16 12:48	03/11/16 16:46	1
Bromomethane	<0.96		11	0.96	ug/Kg	☼	03/11/16 12:48	03/11/16 16:46	1
2-Butanone (MEK)	<2.5		46	2.5	ug/Kg	☼	03/11/16 12:48	03/11/16 16:46	1
Carbon disulfide	<1.3		11	1.3	ug/Kg	☼	03/11/16 12:48	03/11/16 16:46	1
Carbon tetrachloride	<1.5		11	1.5	ug/Kg	☼	03/11/16 12:48	03/11/16 16:46	1
Chlorobenzene	<1.2		11	1.2	ug/Kg	☼	03/11/16 12:48	03/11/16 16:46	1
Chloroethane	<1.0		11	1.0	ug/Kg	☼	03/11/16 12:48	03/11/16 16:46	1
Chloroform	<0.82		11	0.82	ug/Kg	☼	03/11/16 12:48	03/11/16 16:46	1
Chloromethane	<1.8		11	1.8	ug/Kg	☼	03/11/16 12:48	03/11/16 16:46	1
1,1-Dichloroethane	<0.77		11	0.77	ug/Kg	☼	03/11/16 12:48	03/11/16 16:46	1
1,2-Dichloroethane	<1.0		11	1.0	ug/Kg	☼	03/11/16 12:48	03/11/16 16:46	1
1,1-Dichloroethene	<1.8		11	1.8	ug/Kg	☼	03/11/16 12:48	03/11/16 16:46	1
1,2-Dichloropropane	<0.32		11	0.32	ug/Kg	☼	03/11/16 12:48	03/11/16 16:46	1
1,2,4-Trimethylbenzene	<1.3		11	1.3	ug/Kg	☼	03/11/16 12:48	03/11/16 16:46	1
cis-1,3-Dichloropropene	<1.6		11	1.6	ug/Kg	☼	03/11/16 12:48	03/11/16 16:46	1
trans-1,3-Dichloropropene	<0.66		11	0.66	ug/Kg	☼	03/11/16 12:48	03/11/16 16:46	1
Ethylbenzene	<0.73		11	0.73	ug/Kg	☼	03/11/16 12:48	03/11/16 16:46	1
2-Hexanone	<1.5		46	1.5	ug/Kg	☼	03/11/16 12:48	03/11/16 16:46	1
<b>Methylene Chloride</b>	<b>4.7</b>	<b>J B</b>	11	1.7	ug/Kg	☼	03/11/16 12:48	03/11/16 16:46	1
4-Methyl-2-pentanone (MIBK)	<2.8		46	2.8	ug/Kg	☼	03/11/16 12:48	03/11/16 16:46	1
Styrene	<0.91		11	0.91	ug/Kg	☼	03/11/16 12:48	03/11/16 16:46	1
1,1,2,2-Tetrachloroethane	<0.71		11	0.71	ug/Kg	☼	03/11/16 12:48	03/11/16 16:46	1
Tetrachloroethene	<1.8		11	1.8	ug/Kg	☼	03/11/16 12:48	03/11/16 16:46	1
Toluene	<0.61		11	0.61	ug/Kg	☼	03/11/16 12:48	03/11/16 16:46	1
Trichloroethene	<0.86		11	0.86	ug/Kg	☼	03/11/16 12:48	03/11/16 16:46	1
1,3,5-Trimethylbenzene	<0.66		11	0.66	ug/Kg	☼	03/11/16 12:48	03/11/16 16:46	1
Vinyl chloride	<0.68		11	0.68	ug/Kg	☼	03/11/16 12:48	03/11/16 16:46	1
Xylenes, Total	<1.2		23	1.2	ug/Kg	☼	03/11/16 12:48	03/11/16 16:46	1
1,1,1-Trichloroethane	<1.5		11	1.5	ug/Kg	☼	03/11/16 12:48	03/11/16 16:46	1
1,1,2-Trichloroethane	<0.84		11	0.84	ug/Kg	☼	03/11/16 12:48	03/11/16 16:46	1
Cyclohexane	<1.1		23	1.1	ug/Kg	☼	03/11/16 12:48	03/11/16 16:46	1
1,2-Dibromo-3-Chloropropane	<6.2		23	6.2	ug/Kg	☼	03/11/16 12:48	03/11/16 16:46	1
Ethylene Dibromide	<1.2		11	1.2	ug/Kg	☼	03/11/16 12:48	03/11/16 16:46	1
Dichlorodifluoromethane	<0.64		11	0.64	ug/Kg	☼	03/11/16 12:48	03/11/16 16:46	1
cis-1,2-Dichloroethene	<0.64		11	0.64	ug/Kg	☼	03/11/16 12:48	03/11/16 16:46	1
trans-1,2-Dichloroethene	<0.73		11	0.73	ug/Kg	☼	03/11/16 12:48	03/11/16 16:46	1
Isopropylbenzene	<0.46		11	0.46	ug/Kg	☼	03/11/16 12:48	03/11/16 16:46	1
Methyl acetate	<4.6		23	4.6	ug/Kg	☼	03/11/16 12:48	03/11/16 16:46	1
Methyl tert-butyl ether	<0.98		11	0.98	ug/Kg	☼	03/11/16 12:48	03/11/16 16:46	1
1,1,2-Trichloro-1,2,2-trifluoroethane	<0.96		11	0.96	ug/Kg	☼	03/11/16 12:48	03/11/16 16:46	1
1,2,4-Trichlorobenzene	<0.86		11	0.86	ug/Kg	☼	03/11/16 12:48	03/11/16 16:46	1
1,2-Dichlorobenzene	<0.77		11	0.77	ug/Kg	☼	03/11/16 12:48	03/11/16 16:46	1
1,3-Dichlorobenzene	<1.6		11	1.6	ug/Kg	☼	03/11/16 12:48	03/11/16 16:46	1
1,4-Dichlorobenzene	<0.64		11	0.64	ug/Kg	☼	03/11/16 12:48	03/11/16 16:46	1
Trichlorofluoromethane	<0.66		11	0.66	ug/Kg	☼	03/11/16 12:48	03/11/16 16:46	1
Chlorodibromomethane	<0.84		11	0.84	ug/Kg	☼	03/11/16 12:48	03/11/16 16:46	1

TestAmerica Canton

# Client Sample Results

Client: GHD Services Inc.  
Project/Site: 58505, Janesville WI, SSOW 108014

TestAmerica Job ID: 240-61959-1

**Client Sample ID: SE-030916-JN-004**

**Lab Sample ID: 240-61959-4**

**Date Collected: 03/09/16 14:25**

**Matrix: Solid**

**Date Received: 03/10/16 11:30**

**Percent Solids: 42.8**

## Method: 8260B - Volatile Organic Compounds (GC/MS) (Continued)

Analyte	Result	Qualifier	LOQ	LOD	Unit	D	Prepared	Analyzed	Dil Fac
Methylcyclohexane	<1.3		23	1.3	ug/Kg	☼	03/11/16 12:48	03/11/16 16:46	1
Surrogate	%Recovery	Qualifier	Limits				Prepared	Analyzed	Dil Fac
1,2-Dichloroethane-d4 (Surr)	94		58 - 123				03/11/16 12:48	03/11/16 16:46	1
4-Bromofluorobenzene (Surr)	112		52 - 136				03/11/16 12:48	03/11/16 16:46	1
Toluene-d8 (Surr)	108		67 - 125				03/11/16 12:48	03/11/16 16:46	1
Dibromofluoromethane (Surr)	100		37 - 132				03/11/16 12:48	03/11/16 16:46	1

## Method: 8270C - Semivolatile Organic Compounds (GC/MS)

Analyte	Result	Qualifier	LOQ	LOD	Unit	D	Prepared	Analyzed	Dil Fac
1,1'-Biphenyl	<170		2400	170	ug/Kg	☼	03/11/16 08:42	03/18/16 18:14	20
bis (2-chloroisopropyl) ether	<450		4700	450	ug/Kg	☼	03/11/16 08:42	03/18/16 18:14	20
2,4,5-Trichlorophenol	<1200		7100	1200	ug/Kg	☼	03/11/16 08:42	03/18/16 18:14	20
2,4,6-Trichlorophenol	<420		7100	420	ug/Kg	☼	03/11/16 08:42	03/18/16 18:14	20
2,4-Dichlorophenol	<950		7100	950	ug/Kg	☼	03/11/16 08:42	03/18/16 18:14	20
2,4-Dimethylphenol	<950		7100	950	ug/Kg	☼	03/11/16 08:42	03/18/16 18:14	20
2,4-Dinitrophenol	<1000		16000	1000	ug/Kg	☼	03/11/16 08:42	03/18/16 18:14	20
2,4-Dinitrotoluene	<810		9500	810	ug/Kg	☼	03/11/16 08:42	03/18/16 18:14	20
2,6-Dinitrotoluene	<1000		9500	1000	ug/Kg	☼	03/11/16 08:42	03/18/16 18:14	20
2-Chloronaphthalene	<21		2400	21	ug/Kg	☼	03/11/16 08:42	03/18/16 18:14	20
2-Chlorophenol	<390		2400	390	ug/Kg	☼	03/11/16 08:42	03/18/16 18:14	20
<b>2-Methylnaphthalene</b>	<b>730</b>		320	24	ug/Kg	☼	03/11/16 08:42	03/18/16 18:14	20
2-Methylphenol	<520		9500	520	ug/Kg	☼	03/11/16 08:42	03/18/16 18:14	20
2-Nitroaniline	<430		9500	430	ug/Kg	☼	03/11/16 08:42	03/18/16 18:14	20
2-Nitrophenol	<390		2400	390	ug/Kg	☼	03/11/16 08:42	03/18/16 18:14	20
3,3'-Dichlorobenzidine	<850		4700	850	ug/Kg	☼	03/11/16 08:42	03/18/16 18:14	20
3-Nitroaniline	<760		9500	760	ug/Kg	☼	03/11/16 08:42	03/18/16 18:14	20
4,6-Dinitro-2-methylphenol	<440 *		7100	440	ug/Kg	☼	03/11/16 08:42	03/18/16 18:14	20
4-Bromophenyl phenyl ether	<620		2400	620	ug/Kg	☼	03/11/16 08:42	03/18/16 18:14	20
4-Chloro-3-methylphenol	<1000		7100	1000	ug/Kg	☼	03/11/16 08:42	03/18/16 18:14	20
4-Chloroaniline	<810		7100	810	ug/Kg	☼	03/11/16 08:42	03/18/16 18:14	20
4-Chlorophenyl phenyl ether	<620		2400	620	ug/Kg	☼	03/11/16 08:42	03/18/16 18:14	20
4-Nitroaniline	<1200		9500	1200	ug/Kg	☼	03/11/16 08:42	03/18/16 18:14	20
4-Nitrophenol	<810		16000	810	ug/Kg	☼	03/11/16 08:42	03/18/16 18:14	20
Acetophenone	<440		4700	440	ug/Kg	☼	03/11/16 08:42	03/18/16 18:14	20
Atrazine	<430		9500	430	ug/Kg	☼	03/11/16 08:42	03/18/16 18:14	20
Benzaldehyde	<570		4700	570	ug/Kg	☼	03/11/16 08:42	03/18/16 18:14	20
Bis(2-chloroethoxy)methane	<1000		4700	1000	ug/Kg	☼	03/11/16 08:42	03/18/16 18:14	20
Bis(2-chloroethyl)ether	<95		4700	95	ug/Kg	☼	03/11/16 08:42	03/18/16 18:14	20
<b>Bis(2-ethylhexyl) phthalate</b>	<b>9200</b>		3300	900	ug/Kg	☼	03/11/16 08:42	03/18/16 18:14	20
<b>Butyl benzyl phthalate</b>	<b>1600 J</b>		3300	470	ug/Kg	☼	03/11/16 08:42	03/18/16 18:14	20
Caprolactam	<1800		16000	1800	ug/Kg	☼	03/11/16 08:42	03/18/16 18:14	20
Carbazole	<1300		2400	1300	ug/Kg	☼	03/11/16 08:42	03/18/16 18:14	20
Dibenzofuran	<31		2400	31	ug/Kg	☼	03/11/16 08:42	03/18/16 18:14	20
Diethyl phthalate	<760		3300	760	ug/Kg	☼	03/11/16 08:42	03/18/16 18:14	20
Dimethyl phthalate	<810		3300	810	ug/Kg	☼	03/11/16 08:42	03/18/16 18:14	20
<b>Di-n-butyl phthalate</b>	<b>2400 J</b>		3300	710	ug/Kg	☼	03/11/16 08:42	03/18/16 18:14	20
Di-n-octyl phthalate	<380		3300	380	ug/Kg	☼	03/11/16 08:42	03/18/16 18:14	20
Hexachlorobenzene	<100		320	100	ug/Kg	☼	03/11/16 08:42	03/18/16 18:14	20
Hexachlorobutadiene	<270		2400	270	ug/Kg	☼	03/11/16 08:42	03/18/16 18:14	20

TestAmerica Canton

# Client Sample Results

Client: GHD Services Inc.  
Project/Site: 58505, Janesville WI, SSOW 108014

TestAmerica Job ID: 240-61959-1

**Client Sample ID: SE-030916-JN-004**

**Lab Sample ID: 240-61959-4**

**Date Collected: 03/09/16 14:25**

**Matrix: Solid**

**Date Received: 03/10/16 11:30**

**Percent Solids: 42.8**

## Method: 8270C - Semivolatile Organic Compounds (GC/MS) (Continued)

Analyte	Result	Qualifier	LOQ	LOD	Unit	D	Prepared	Analyzed	Dil Fac
Hexachlorocyclopentadiene	<380		16000	380	ug/Kg	☼	03/11/16 08:42	03/18/16 18:14	20
Hexachloroethane	<430		2400	430	ug/Kg	☼	03/11/16 08:42	03/18/16 18:14	20
Isophorone	<620		2400	620	ug/Kg	☼	03/11/16 08:42	03/18/16 18:14	20
Nitrobenzene	<100		4700	100	ug/Kg	☼	03/11/16 08:42	03/18/16 18:14	20
N-Nitrosodi-n-propylamine	<300		2400	300	ug/Kg	☼	03/11/16 08:42	03/18/16 18:14	20
N-Nitrosodiphenylamine	<1000		2400	1000	ug/Kg	☼	03/11/16 08:42	03/18/16 18:14	20
Pentachlorophenol	<430		7100	430	ug/Kg	☼	03/11/16 08:42	03/18/16 18:14	20
Phenol	<350		2400	350	ug/Kg	☼	03/11/16 08:42	03/18/16 18:14	20
3 & 4 Methylphenol	<950		19000	950	ug/Kg	☼	03/11/16 08:42	03/18/16 18:14	20

Surrogate	%Recovery	Qualifier	Limits	Prepared	Analyzed	Dil Fac
2-Fluorobiphenyl (Surr)	66		24 - 110	03/11/16 08:42	03/18/16 18:14	20
2-Fluorophenol (Surr)	75		24 - 110	03/11/16 08:42	03/18/16 18:14	20
2,4,6-Tribromophenol (Surr)	44		10 - 110	03/11/16 08:42	03/18/16 18:14	20
Nitrobenzene-d5 (Surr)	132	X	20 - 110	03/11/16 08:42	03/18/16 18:14	20
Phenol-d5 (Surr)	79		26 - 110	03/11/16 08:42	03/18/16 18:14	20
Terphenyl-d14 (Surr)	74		36 - 110	03/11/16 08:42	03/18/16 18:14	20

## Method: 1630 - Methyl Mercury (GC)

Analyte	Result	Qualifier	LOQ	LOD	Unit	D	Prepared	Analyzed	Dil Fac
Methyl Mercury	0.47		0.22	0.065	ug/Kg	☼	03/14/16 11:58	03/18/16 21:46	1

Surrogate	%Recovery	Qualifier	Limits	Prepared	Analyzed	Dil Fac
n-Propyl Mercury Chloride	42		10 - 149	03/14/16 11:58	03/18/16 21:46	1

## Method: 8082 - Polychlorinated Biphenyls (PCBs) by Gas Chromatography

Analyte	Result	Qualifier	LOQ	LOD	Unit	D	Prepared	Analyzed	Dil Fac
Aroclor-1016	<140		390	140	ug/Kg	☼	03/11/16 07:38	03/18/16 13:58	5
Aroclor-1221	<190		390	190	ug/Kg	☼	03/11/16 07:38	03/18/16 13:58	5
Aroclor-1232	<230		390	230	ug/Kg	☼	03/11/16 07:38	03/18/16 13:58	5
Aroclor-1242	<130	^c	390	130	ug/Kg	☼	03/11/16 07:38	03/18/16 13:58	5
Aroclor-1248	<94		390	94	ug/Kg	☼	03/11/16 07:38	03/18/16 13:58	5
Aroclor-1254	210	J	390	160	ug/Kg	☼	03/11/16 07:38	03/18/16 13:58	5
Aroclor-1260	<110		390	110	ug/Kg	☼	03/11/16 07:38	03/18/16 13:58	5
Aroclor-1262	<120		390	120	ug/Kg	☼	03/11/16 07:38	03/18/16 13:58	5
Aroclor-1268	600		390	150	ug/Kg	☼	03/11/16 07:38	03/18/16 13:58	5

Surrogate	%Recovery	Qualifier	Limits	Prepared	Analyzed	Dil Fac
Tetrachloro-m-xylene	191	X	13 - 134	03/11/16 07:38	03/18/16 13:58	5
DCB Decachlorobiphenyl	1287	^c X	10 - 155	03/11/16 07:38	03/18/16 13:58	5

## Method: 6020 - Metals (ICP/MS)

Analyte	Result	Qualifier	LOQ	LOD	Unit	D	Prepared	Analyzed	Dil Fac
Silver	0.35	J B	0.44	0.0031	mg/Kg	☼	03/11/16 12:52	03/18/16 20:36	2
Arsenic	9.3		2.2	0.058	mg/Kg	☼	03/11/16 12:52	03/18/16 20:36	2
Beryllium	0.30	J	0.44	0.024	mg/Kg	☼	03/11/16 12:52	03/19/16 17:37	2
Cadmium	9.7		0.44	0.0082	mg/Kg	☼	03/11/16 12:52	03/18/16 20:36	2
Cobalt	4.5	B	0.44	0.0038	mg/Kg	☼	03/11/16 12:52	03/19/16 17:37	2
Chromium	152	B	0.89	0.13	mg/Kg	☼	03/11/16 12:52	03/19/16 17:37	2
Copper	93.9	B	0.89	0.22	mg/Kg	☼	03/11/16 12:52	03/19/16 17:37	2
Manganese	357		2.2	0.27	mg/Kg	☼	03/11/16 12:52	03/19/16 17:37	2

TestAmerica Canton

# Client Sample Results

Client: GHD Services Inc.  
 Project/Site: 58505, Janesville WI, SSOW 108014

TestAmerica Job ID: 240-61959-1

**Client Sample ID: SE-030916-JN-004**

**Lab Sample ID: 240-61959-4**

**Date Collected: 03/09/16 14:25**

**Matrix: Solid**

**Date Received: 03/10/16 11:30**

**Percent Solids: 42.8**

**Method: 6020 - Metals (ICP/MS) (Continued)**

Analyte	Result	Qualifier	LOQ	LOD	Unit	D	Prepared	Analyzed	Dil Fac
Nickel	13.5	B	0.89	0.087	mg/Kg	☼	03/11/16 12:52	03/19/16 17:37	2
Lead	1880		2.2	0.50	mg/Kg	☼	03/11/16 12:52	03/19/16 17:41	10
Antimony	33.4		0.89	0.031	mg/Kg	☼	03/11/16 12:52	03/18/16 20:36	2
Selenium	2.3		2.2	0.089	mg/Kg	☼	03/11/16 12:52	03/18/16 20:36	2
Thallium	0.14	J	0.89	0.042	mg/Kg	☼	03/11/16 12:52	03/18/16 20:36	2
Vanadium	9.2		2.2	0.082	mg/Kg	☼	03/11/16 12:52	03/19/16 17:37	2
Zinc	1480	B	8.9	1.1	mg/Kg	☼	03/11/16 12:52	03/19/16 17:37	2
Barium	1520		2.2	0.49	mg/Kg	☼	03/11/16 12:52	03/18/16 20:36	2

**Method: 7471A - Mercury (CVAA)**

Analyte	Result	Qualifier	LOQ	LOD	Unit	D	Prepared	Analyzed	Dil Fac
Mercury	1.3		0.20	0.028	mg/Kg	☼	03/11/16 15:00	03/15/16 08:09	1

**General Chemistry**

Analyte	Result	Qualifier	LOQ	LOD	Unit	D	Prepared	Analyzed	Dil Fac
Total Organic Carbon	109000		2340	1170	mg/Kg	☼		03/16/16 14:52	1
Percent Solids	42.8		0.1	0.1	%			03/11/16 14:03	1
Percent Moisture	57.2		0.1	0.1	%			03/11/16 14:03	1



# Client Sample Results

Client: GHD Services Inc.  
Project/Site: 58505, Janesville WI, SSOW 108014

TestAmerica Job ID: 240-61959-1

**Client Sample ID: SE-030916-JN-005**

**Lab Sample ID: 240-61959-5**

**Date Collected: 03/09/16 14:35**

**Matrix: Solid**

**Date Received: 03/10/16 11:30**

**Percent Solids: 52.7**

**Method: 8260B - Volatile Organic Compounds (GC/MS)**

Analyte	Result	Qualifier	LOQ	LOD	Unit	D	Prepared	Analyzed	Dil Fac
<b>Acetone</b>	<b>33</b>	<b>J B</b>	35	9.9	ug/Kg	☼	03/11/16 12:48	03/11/16 17:12	1
Benzene	<1.6		8.6	1.6	ug/Kg	☼	03/11/16 12:48	03/11/16 17:12	1
Dichlorobromomethane	<0.50		8.6	0.50	ug/Kg	☼	03/11/16 12:48	03/11/16 17:12	1
Bromoform	<0.41		8.6	0.41	ug/Kg	☼	03/11/16 12:48	03/11/16 17:12	1
Bromomethane	<0.73		8.6	0.73	ug/Kg	☼	03/11/16 12:48	03/11/16 17:12	1
<b>2-Butanone (MEK)</b>	<b>8.3</b>	<b>J B</b>	35	1.9	ug/Kg	☼	03/11/16 12:48	03/11/16 17:12	1
Carbon disulfide	<1.0		8.6	1.0	ug/Kg	☼	03/11/16 12:48	03/11/16 17:12	1
Carbon tetrachloride	<1.1		8.6	1.1	ug/Kg	☼	03/11/16 12:48	03/11/16 17:12	1
Chlorobenzene	<0.92		8.6	0.92	ug/Kg	☼	03/11/16 12:48	03/11/16 17:12	1
Chloroethane	<0.76		8.6	0.76	ug/Kg	☼	03/11/16 12:48	03/11/16 17:12	1
Chloroform	<0.62		8.6	0.62	ug/Kg	☼	03/11/16 12:48	03/11/16 17:12	1
Chloromethane	<1.4		8.6	1.4	ug/Kg	☼	03/11/16 12:48	03/11/16 17:12	1
1,1-Dichloroethane	<0.59		8.6	0.59	ug/Kg	☼	03/11/16 12:48	03/11/16 17:12	1
1,2-Dichloroethane	<0.80		8.6	0.80	ug/Kg	☼	03/11/16 12:48	03/11/16 17:12	1
1,1-Dichloroethene	<1.4		8.6	1.4	ug/Kg	☼	03/11/16 12:48	03/11/16 17:12	1
1,2-Dichloropropane	<0.24		8.6	0.24	ug/Kg	☼	03/11/16 12:48	03/11/16 17:12	1
1,2,4-Trimethylbenzene	<1.0		8.6	1.0	ug/Kg	☼	03/11/16 12:48	03/11/16 17:12	1
cis-1,3-Dichloropropene	<1.2		8.6	1.2	ug/Kg	☼	03/11/16 12:48	03/11/16 17:12	1
trans-1,3-Dichloropropene	<0.50		8.6	0.50	ug/Kg	☼	03/11/16 12:48	03/11/16 17:12	1
Ethylbenzene	<0.55		8.6	0.55	ug/Kg	☼	03/11/16 12:48	03/11/16 17:12	1
2-Hexanone	<1.2		35	1.2	ug/Kg	☼	03/11/16 12:48	03/11/16 17:12	1
<b>Methylene Chloride</b>	<b>5.0</b>	<b>J B</b>	8.6	1.3	ug/Kg	☼	03/11/16 12:48	03/11/16 17:12	1
4-Methyl-2-pentanone (MIBK)	<2.1		35	2.1	ug/Kg	☼	03/11/16 12:48	03/11/16 17:12	1
Styrene	<0.69		8.6	0.69	ug/Kg	☼	03/11/16 12:48	03/11/16 17:12	1
1,1,2,2-Tetrachloroethane	<0.54		8.6	0.54	ug/Kg	☼	03/11/16 12:48	03/11/16 17:12	1
Tetrachloroethene	<1.4		8.6	1.4	ug/Kg	☼	03/11/16 12:48	03/11/16 17:12	1
Toluene	<0.47		8.6	0.47	ug/Kg	☼	03/11/16 12:48	03/11/16 17:12	1
Trichloroethene	<0.66		8.6	0.66	ug/Kg	☼	03/11/16 12:48	03/11/16 17:12	1
1,3,5-Trimethylbenzene	<0.50		8.6	0.50	ug/Kg	☼	03/11/16 12:48	03/11/16 17:12	1
Vinyl chloride	<0.52		8.6	0.52	ug/Kg	☼	03/11/16 12:48	03/11/16 17:12	1
Xylenes, Total	<0.93		17	0.93	ug/Kg	☼	03/11/16 12:48	03/11/16 17:12	1
1,1,1-Trichloroethane	<1.1		8.6	1.1	ug/Kg	☼	03/11/16 12:48	03/11/16 17:12	1
1,1,2-Trichloroethane	<0.64		8.6	0.64	ug/Kg	☼	03/11/16 12:48	03/11/16 17:12	1
Cyclohexane	<0.83		17	0.83	ug/Kg	☼	03/11/16 12:48	03/11/16 17:12	1
1,2-Dibromo-3-Chloropropane	<4.7		17	4.7	ug/Kg	☼	03/11/16 12:48	03/11/16 17:12	1
Ethylene Dibromide	<0.92		8.6	0.92	ug/Kg	☼	03/11/16 12:48	03/11/16 17:12	1
Dichlorodifluoromethane	<0.48		8.6	0.48	ug/Kg	☼	03/11/16 12:48	03/11/16 17:12	1
cis-1,2-Dichloroethene	<0.48		8.6	0.48	ug/Kg	☼	03/11/16 12:48	03/11/16 17:12	1
trans-1,2-Dichloroethene	<0.55		8.6	0.55	ug/Kg	☼	03/11/16 12:48	03/11/16 17:12	1
Isopropylbenzene	<0.35		8.6	0.35	ug/Kg	☼	03/11/16 12:48	03/11/16 17:12	1
Methyl acetate	<3.5		17	3.5	ug/Kg	☼	03/11/16 12:48	03/11/16 17:12	1
Methyl tert-butyl ether	<0.74		8.6	0.74	ug/Kg	☼	03/11/16 12:48	03/11/16 17:12	1
1,1,2-Trichloro-1,2,2-trifluoroethane	<0.73		8.6	0.73	ug/Kg	☼	03/11/16 12:48	03/11/16 17:12	1
1,2,4-Trichlorobenzene	<0.66		8.6	0.66	ug/Kg	☼	03/11/16 12:48	03/11/16 17:12	1
1,2-Dichlorobenzene	<0.59		8.6	0.59	ug/Kg	☼	03/11/16 12:48	03/11/16 17:12	1
1,3-Dichlorobenzene	<1.2		8.6	1.2	ug/Kg	☼	03/11/16 12:48	03/11/16 17:12	1
1,4-Dichlorobenzene	<0.48		8.6	0.48	ug/Kg	☼	03/11/16 12:48	03/11/16 17:12	1
Trichlorofluoromethane	<0.50		8.6	0.50	ug/Kg	☼	03/11/16 12:48	03/11/16 17:12	1
Chlorodibromomethane	<0.64		8.6	0.64	ug/Kg	☼	03/11/16 12:48	03/11/16 17:12	1

TestAmerica Canton

# Client Sample Results

Client: GHD Services Inc.  
Project/Site: 58505, Janesville WI, SSOW 108014

TestAmerica Job ID: 240-61959-1

**Client Sample ID: SE-030916-JN-005**

**Lab Sample ID: 240-61959-5**

**Date Collected: 03/09/16 14:35**

**Matrix: Solid**

**Date Received: 03/10/16 11:30**

**Percent Solids: 52.7**

## Method: 8260B - Volatile Organic Compounds (GC/MS) (Continued)

Analyte	Result	Qualifier	LOQ	LOD	Unit	D	Prepared	Analyzed	Dil Fac
<b>Methylcyclohexane</b>	<b>83</b>		17	1.0	ug/Kg	☼	03/11/16 12:48	03/11/16 17:12	1
Surrogate	%Recovery	Qualifier	Limits				Prepared	Analyzed	Dil Fac
1,2-Dichloroethane-d4 (Surr)	89		58 - 123				03/11/16 12:48	03/11/16 17:12	1
4-Bromofluorobenzene (Surr)	195	X	52 - 136				03/11/16 12:48	03/11/16 17:12	1
Toluene-d8 (Surr)	150	X	67 - 125				03/11/16 12:48	03/11/16 17:12	1
Dibromofluoromethane (Surr)	97		37 - 132				03/11/16 12:48	03/11/16 17:12	1

## Method: 8270C - Semivolatile Organic Compounds (GC/MS)

Analyte	Result	Qualifier	LOQ	LOD	Unit	D	Prepared	Analyzed	Dil Fac
1,1'-Biphenyl	<170		2500	170	ug/Kg	☼	03/11/16 08:42	03/18/16 17:50	20
bis (2-chloroisopropyl) ether	<470		4900	470	ug/Kg	☼	03/11/16 08:42	03/18/16 17:50	20
2,4,5-Trichlorophenol	<1200		7400	1200	ug/Kg	☼	03/11/16 08:42	03/18/16 17:50	20
2,4,6-Trichlorophenol	<440		7400	440	ug/Kg	☼	03/11/16 08:42	03/18/16 17:50	20
2,4-Dichlorophenol	<980		7400	980	ug/Kg	☼	03/11/16 08:42	03/18/16 17:50	20
2,4-Dimethylphenol	<980		7400	980	ug/Kg	☼	03/11/16 08:42	03/18/16 17:50	20
2,4-Dinitrophenol	<1000		16000	1000	ug/Kg	☼	03/11/16 08:42	03/18/16 17:50	20
2,4-Dinitrotoluene	<840		9800	840	ug/Kg	☼	03/11/16 08:42	03/18/16 17:50	20
2,6-Dinitrotoluene	<1000		9800	1000	ug/Kg	☼	03/11/16 08:42	03/18/16 17:50	20
2-Chloronaphthalene	<22		2500	22	ug/Kg	☼	03/11/16 08:42	03/18/16 17:50	20
2-Chlorophenol	<400		2500	400	ug/Kg	☼	03/11/16 08:42	03/18/16 17:50	20
<b>2-Methylnaphthalene</b>	<b>470</b>		330	25	ug/Kg	☼	03/11/16 08:42	03/18/16 17:50	20
2-Methylphenol	<540		9800	540	ug/Kg	☼	03/11/16 08:42	03/18/16 17:50	20
2-Nitroaniline	<450		9800	450	ug/Kg	☼	03/11/16 08:42	03/18/16 17:50	20
2-Nitrophenol	<410		2500	410	ug/Kg	☼	03/11/16 08:42	03/18/16 17:50	20
3,3'-Dichlorobenzidine	<880		4900	880	ug/Kg	☼	03/11/16 08:42	03/18/16 17:50	20
3-Nitroaniline	<790		9800	790	ug/Kg	☼	03/11/16 08:42	03/18/16 17:50	20
4,6-Dinitro-2-methylphenol	<450 *		7400	450	ug/Kg	☼	03/11/16 08:42	03/18/16 17:50	20
4-Bromophenyl phenyl ether	<640		2500	640	ug/Kg	☼	03/11/16 08:42	03/18/16 17:50	20
4-Chloro-3-methylphenol	<1000		7400	1000	ug/Kg	☼	03/11/16 08:42	03/18/16 17:50	20
4-Chloroaniline	<840		7400	840	ug/Kg	☼	03/11/16 08:42	03/18/16 17:50	20
4-Chlorophenyl phenyl ether	<640		2500	640	ug/Kg	☼	03/11/16 08:42	03/18/16 17:50	20
4-Nitroaniline	<1300		9800	1300	ug/Kg	☼	03/11/16 08:42	03/18/16 17:50	20
4-Nitrophenol	<840		16000	840	ug/Kg	☼	03/11/16 08:42	03/18/16 17:50	20
Acetophenone	<450		4900	450	ug/Kg	☼	03/11/16 08:42	03/18/16 17:50	20
Atrazine	<450		9800	450	ug/Kg	☼	03/11/16 08:42	03/18/16 17:50	20
Benzaldehyde	<590		4900	590	ug/Kg	☼	03/11/16 08:42	03/18/16 17:50	20
Bis(2-chloroethoxy)methane	<1100		4900	1100	ug/Kg	☼	03/11/16 08:42	03/18/16 17:50	20
Bis(2-chloroethyl)ether	<98		4900	98	ug/Kg	☼	03/11/16 08:42	03/18/16 17:50	20
Bis(2-ethylhexyl) phthalate	<930		3400	930	ug/Kg	☼	03/11/16 08:42	03/18/16 17:50	20
Butyl benzyl phthalate	<490		3400	490	ug/Kg	☼	03/11/16 08:42	03/18/16 17:50	20
Caprolactam	<1800		16000	1800	ug/Kg	☼	03/11/16 08:42	03/18/16 17:50	20
Carbazole	<1300		2500	1300	ug/Kg	☼	03/11/16 08:42	03/18/16 17:50	20
Dibenzofuran	<32		2500	32	ug/Kg	☼	03/11/16 08:42	03/18/16 17:50	20
Diethyl phthalate	<790		3400	790	ug/Kg	☼	03/11/16 08:42	03/18/16 17:50	20
Dimethyl phthalate	<840		3400	840	ug/Kg	☼	03/11/16 08:42	03/18/16 17:50	20
<b>Di-n-butyl phthalate</b>	<b>1200 J</b>		3400	740	ug/Kg	☼	03/11/16 08:42	03/18/16 17:50	20
Di-n-octyl phthalate	<390		3400	390	ug/Kg	☼	03/11/16 08:42	03/18/16 17:50	20
Hexachlorobenzene	<100		330	100	ug/Kg	☼	03/11/16 08:42	03/18/16 17:50	20
Hexachlorobutadiene	<280		2500	280	ug/Kg	☼	03/11/16 08:42	03/18/16 17:50	20

TestAmerica Canton

# Client Sample Results

Client: GHD Services Inc.  
Project/Site: 58505, Janesville WI, SSOW 108014

TestAmerica Job ID: 240-61959-1

**Client Sample ID: SE-030916-JN-005**

**Lab Sample ID: 240-61959-5**

Date Collected: 03/09/16 14:35

Matrix: Solid

Date Received: 03/10/16 11:30

Percent Solids: 52.7

## Method: 8270C - Semivolatile Organic Compounds (GC/MS) (Continued)

Analyte	Result	Qualifier	LOQ	LOD	Unit	D	Prepared	Analyzed	Dil Fac
Hexachlorocyclopentadiene	<400		16000	400	ug/Kg	☼	03/11/16 08:42	03/18/16 17:50	20
Hexachloroethane	<440		2500	440	ug/Kg	☼	03/11/16 08:42	03/18/16 17:50	20
Isophorone	<640		2500	640	ug/Kg	☼	03/11/16 08:42	03/18/16 17:50	20
Nitrobenzene	<110		4900	110	ug/Kg	☼	03/11/16 08:42	03/18/16 17:50	20
N-Nitrosodi-n-propylamine	<310		2500	310	ug/Kg	☼	03/11/16 08:42	03/18/16 17:50	20
N-Nitrosodiphenylamine	<1000		2500	1000	ug/Kg	☼	03/11/16 08:42	03/18/16 17:50	20
Pentachlorophenol	<450		7400	450	ug/Kg	☼	03/11/16 08:42	03/18/16 17:50	20
Phenol	<360		2500	360	ug/Kg	☼	03/11/16 08:42	03/18/16 17:50	20
3 & 4 Methylphenol	<980		20000	980	ug/Kg	☼	03/11/16 08:42	03/18/16 17:50	20
Fluorene	<26		330	26	ug/Kg	☼	03/11/16 08:42	03/18/16 17:50	20
Acenaphthylene	<17		330	17	ug/Kg	☼	03/11/16 08:42	03/18/16 17:50	20
<b>Benzo[g,h,i]perylene</b>	<b>350</b>		330	17	ug/Kg	☼	03/11/16 08:42	03/18/16 17:50	20
<b>Phenanthrene</b>	<b>1100</b>		330	36	ug/Kg	☼	03/11/16 08:42	03/18/16 17:50	20
<b>Benzo[k]fluoranthene</b>	<b>330</b>		330	33	ug/Kg	☼	03/11/16 08:42	03/18/16 17:50	20
<b>Benzo[a]pyrene</b>	<b>660</b>		330	31	ug/Kg	☼	03/11/16 08:42	03/18/16 17:50	20
<b>Anthracene</b>	<b>410</b>		330	38	ug/Kg	☼	03/11/16 08:42	03/18/16 17:50	20
<b>Pyrene</b>	<b>1700</b>		330	22	ug/Kg	☼	03/11/16 08:42	03/18/16 17:50	20
Dibenz(a,h)anthracene	<32		330	32	ug/Kg	☼	03/11/16 08:42	03/18/16 17:50	20
<b>Naphthalene</b>	<b>380</b>		330	40	ug/Kg	☼	03/11/16 08:42	03/18/16 17:50	20
<b>Fluoranthene</b>	<b>2000</b>		330	27	ug/Kg	☼	03/11/16 08:42	03/18/16 17:50	20
<b>Benzo[a]anthracene</b>	<b>840</b>		330	31	ug/Kg	☼	03/11/16 08:42	03/18/16 17:50	20
<b>Indeno[1,2,3-cd]pyrene</b>	<b>310</b>	J	330	17	ug/Kg	☼	03/11/16 08:42	03/18/16 17:50	20
<b>Chrysene</b>	<b>940</b>		330	54	ug/Kg	☼	03/11/16 08:42	03/18/16 17:50	20
<b>Acenaphthene</b>	<b>290</b>	J	330	37	ug/Kg	☼	03/11/16 08:42	03/18/16 17:50	20
<b>Benzo[b]fluoranthene</b>	<b>650</b>		330	29	ug/Kg	☼	03/11/16 08:42	03/18/16 17:50	20

Surrogate	%Recovery	Qualifier	Limits	Prepared	Analyzed	Dil Fac
2-Fluorobiphenyl (Surr)	87		24 - 110	03/11/16 08:42	03/18/16 17:50	20
2-Fluorophenol (Surr)	74		24 - 110	03/11/16 08:42	03/18/16 17:50	20
2,4,6-Tribromophenol (Surr)	60		10 - 110	03/11/16 08:42	03/18/16 17:50	20
Nitrobenzene-d5 (Surr)	119	X	20 - 110	03/11/16 08:42	03/18/16 17:50	20
Phenol-d5 (Surr)	58		26 - 110	03/11/16 08:42	03/18/16 17:50	20
Terphenyl-d14 (Surr)	89		36 - 110	03/11/16 08:42	03/18/16 17:50	20

## Method: 8082 - Polychlorinated Biphenyls (PCBs) by Gas Chromatography

Analyte	Result	Qualifier	LOQ	LOD	Unit	D	Prepared	Analyzed	Dil Fac
Aroclor-1016	<110		320	110	ug/Kg	☼	03/11/16 07:38	03/16/16 16:26	5
Aroclor-1221	<150		320	150	ug/Kg	☼	03/11/16 07:38	03/16/16 16:26	5
Aroclor-1232	<190		320	190	ug/Kg	☼	03/11/16 07:38	03/16/16 16:26	5
Aroclor-1242	<110		320	110	ug/Kg	☼	03/11/16 07:38	03/16/16 16:26	5
Aroclor-1248	<76		320	76	ug/Kg	☼	03/11/16 07:38	03/16/16 16:26	5
Aroclor-1254	<130		320	130	ug/Kg	☼	03/11/16 07:38	03/16/16 16:26	5
Aroclor-1260	<86		320	86	ug/Kg	☼	03/11/16 07:38	03/16/16 16:26	5
Aroclor-1262	<96		320	96	ug/Kg	☼	03/11/16 07:38	03/16/16 16:26	5
Aroclor-1268	<120	^c	320	120	ug/Kg	☼	03/11/16 07:38	03/16/16 16:26	5

Surrogate	%Recovery	Qualifier	Limits	Prepared	Analyzed	Dil Fac
Tetrachloro-m-xylene	76		13 - 134	03/11/16 07:38	03/16/16 16:26	5
DCB Decachlorobiphenyl	56	p	10 - 155	03/11/16 07:38	03/16/16 16:26	5

TestAmerica Canton

# Client Sample Results

Client: GHD Services Inc.  
 Project/Site: 58505, Janesville WI, SSOW 108014

TestAmerica Job ID: 240-61959-1

**Client Sample ID: SE-030916-JN-005**

**Lab Sample ID: 240-61959-5**

Date Collected: 03/09/16 14:35

Matrix: Solid

Date Received: 03/10/16 11:30

Percent Solids: 52.7

**Method: 6020 - Metals (ICP/MS)**

Analyte	Result	Qualifier	LOQ	LOD	Unit	D	Prepared	Analyzed	Dil Fac
Silver	0.33	J B	0.35	0.0025	mg/Kg	☼	03/11/16 12:52	03/18/16 20:48	2
Arsenic	6.3		1.8	0.046	mg/Kg	☼	03/11/16 12:52	03/18/16 20:48	2
Beryllium	0.40		0.35	0.020	mg/Kg	☼	03/11/16 12:52	03/19/16 17:45	2
Cadmium	3.4		0.35	0.0066	mg/Kg	☼	03/11/16 12:52	03/18/16 20:48	2
Cobalt	4.5	B	0.35	0.0030	mg/Kg	☼	03/11/16 12:52	03/19/16 17:45	2
Chromium	119	B	0.71	0.11	mg/Kg	☼	03/11/16 12:52	03/19/16 17:45	2
Copper	51.6	B	0.71	0.17	mg/Kg	☼	03/11/16 12:52	03/19/16 17:45	2
Manganese	342		1.8	0.21	mg/Kg	☼	03/11/16 12:52	03/19/16 17:45	2
Nickel	11.3	B	0.71	0.069	mg/Kg	☼	03/11/16 12:52	03/19/16 17:45	2
Lead	583		0.35	0.080	mg/Kg	☼	03/11/16 12:52	03/19/16 17:45	2
Antimony	15.8		0.71	0.025	mg/Kg	☼	03/11/16 12:52	03/18/16 20:48	2
Selenium	1.7	J	1.8	0.071	mg/Kg	☼	03/11/16 12:52	03/18/16 20:48	2
Thallium	0.14	J	0.71	0.034	mg/Kg	☼	03/11/16 12:52	03/18/16 20:48	2
Vanadium	11.3		1.8	0.066	mg/Kg	☼	03/11/16 12:52	03/19/16 17:45	2
Zinc	641	B	7.1	0.89	mg/Kg	☼	03/11/16 12:52	03/19/16 17:45	2
Barium	530		1.8	0.39	mg/Kg	☼	03/11/16 12:52	03/18/16 20:48	2

**Method: 7471A - Mercury (CVAA)**

Analyte	Result	Qualifier	LOQ	LOD	Unit	D	Prepared	Analyzed	Dil Fac
Mercury	2.7		0.21	0.030	mg/Kg	☼	03/11/16 15:00	03/15/16 08:10	1

**General Chemistry**

Analyte	Result	Qualifier	LOQ	LOD	Unit	D	Prepared	Analyzed	Dil Fac
Total Organic Carbon	22700		1900	949	mg/Kg	☼		03/16/16 15:02	1
Percent Solids	52.7		0.1	0.1	%			03/11/16 14:03	1
Percent Moisture	47.3		0.1	0.1	%			03/11/16 14:03	1

# Client Sample Results

Client: GHD Services Inc.  
Project/Site: 58505, Janesville WI, SSOW 108014

TestAmerica Job ID: 240-61959-1

**Client Sample ID: SE-030916-JN-006**

**Lab Sample ID: 240-61959-6**

**Date Collected: 03/09/16 14:45**

**Matrix: Solid**

**Date Received: 03/10/16 11:30**

**Percent Solids: 64.4**

**Method: 8260B - Volatile Organic Compounds (GC/MS)**

Analyte	Result	Qualifier	LOQ	LOD	Unit	D	Prepared	Analyzed	Dil Fac
<b>Acetone</b>	<b>74</b>	<b>J B</b>	110	33	ug/Kg	☼	03/11/16 12:48	03/11/16 18:03	1
Benzene	<5.1		29	5.1	ug/Kg	☼	03/11/16 12:48	03/11/16 18:03	1
Dichlorobromomethane	<1.7		29	1.7	ug/Kg	☼	03/11/16 12:48	03/11/16 18:03	1
Bromoform	<1.4		29	1.4	ug/Kg	☼	03/11/16 12:48	03/11/16 18:03	1
Bromomethane	<2.4		29	2.4	ug/Kg	☼	03/11/16 12:48	03/11/16 18:03	1
<b>2-Butanone (MEK)</b>	<b>23</b>	<b>J B</b>	110	6.4	ug/Kg	☼	03/11/16 12:48	03/11/16 18:03	1
Carbon disulfide	<3.4		29	3.4	ug/Kg	☼	03/11/16 12:48	03/11/16 18:03	1
Carbon tetrachloride	<3.7		29	3.7	ug/Kg	☼	03/11/16 12:48	03/11/16 18:03	1
Chlorobenzene	<3.0		29	3.0	ug/Kg	☼	03/11/16 12:48	03/11/16 18:03	1
Chloroethane	<2.5		29	2.5	ug/Kg	☼	03/11/16 12:48	03/11/16 18:03	1
Chloroform	<2.1		29	2.1	ug/Kg	☼	03/11/16 12:48	03/11/16 18:03	1
Chloromethane	<4.5		29	4.5	ug/Kg	☼	03/11/16 12:48	03/11/16 18:03	1
1,1-Dichloroethane	<1.9		29	1.9	ug/Kg	☼	03/11/16 12:48	03/11/16 18:03	1
1,2-Dichloroethane	<2.6		29	2.6	ug/Kg	☼	03/11/16 12:48	03/11/16 18:03	1
1,1-Dichloroethene	<4.6		29	4.6	ug/Kg	☼	03/11/16 12:48	03/11/16 18:03	1
1,2-Dichloropropane	<0.80		29	0.80	ug/Kg	☼	03/11/16 12:48	03/11/16 18:03	1
1,2,4-Trimethylbenzene	<3.3		29	3.3	ug/Kg	☼	03/11/16 12:48	03/11/16 18:03	1
cis-1,3-Dichloropropene	<4.1		29	4.1	ug/Kg	☼	03/11/16 12:48	03/11/16 18:03	1
trans-1,3-Dichloropropene	<1.7		29	1.7	ug/Kg	☼	03/11/16 12:48	03/11/16 18:03	1
Ethylbenzene	<1.8		29	1.8	ug/Kg	☼	03/11/16 12:48	03/11/16 18:03	1
2-Hexanone	<3.9		110	3.9	ug/Kg	☼	03/11/16 12:48	03/11/16 18:03	1
<b>Methylene Chloride</b>	<b>16</b>	<b>J B</b>	29	4.2	ug/Kg	☼	03/11/16 12:48	03/11/16 18:03	1
4-Methyl-2-pentanone (MIBK)	<7.0		110	7.0	ug/Kg	☼	03/11/16 12:48	03/11/16 18:03	1
Styrene	<2.3		29	2.3	ug/Kg	☼	03/11/16 12:48	03/11/16 18:03	1
1,1,2,2-Tetrachloroethane	<1.8		29	1.8	ug/Kg	☼	03/11/16 12:48	03/11/16 18:03	1
Tetrachloroethene	<4.6		29	4.6	ug/Kg	☼	03/11/16 12:48	03/11/16 18:03	1
Toluene	<1.5		29	1.5	ug/Kg	☼	03/11/16 12:48	03/11/16 18:03	1
Trichloroethene	<2.2		29	2.2	ug/Kg	☼	03/11/16 12:48	03/11/16 18:03	1
1,3,5-Trimethylbenzene	<1.7		29	1.7	ug/Kg	☼	03/11/16 12:48	03/11/16 18:03	1
Vinyl chloride	<1.7		29	1.7	ug/Kg	☼	03/11/16 12:48	03/11/16 18:03	1
Xylenes, Total	<3.1		57	3.1	ug/Kg	☼	03/11/16 12:48	03/11/16 18:03	1
1,1,1-Trichloroethane	<3.7		29	3.7	ug/Kg	☼	03/11/16 12:48	03/11/16 18:03	1
1,1,2-Trichloroethane	<2.1		29	2.1	ug/Kg	☼	03/11/16 12:48	03/11/16 18:03	1
Cyclohexane	<2.7		57	2.7	ug/Kg	☼	03/11/16 12:48	03/11/16 18:03	1
1,2-Dibromo-3-Chloropropane	<15		57	15	ug/Kg	☼	03/11/16 12:48	03/11/16 18:03	1
Ethylene Dibromide	<3.0		29	3.0	ug/Kg	☼	03/11/16 12:48	03/11/16 18:03	1
Dichlorodifluoromethane	<1.6		29	1.6	ug/Kg	☼	03/11/16 12:48	03/11/16 18:03	1
cis-1,2-Dichloroethene	<1.6		29	1.6	ug/Kg	☼	03/11/16 12:48	03/11/16 18:03	1
trans-1,2-Dichloroethene	<1.8		29	1.8	ug/Kg	☼	03/11/16 12:48	03/11/16 18:03	1
Isopropylbenzene	<1.1		29	1.1	ug/Kg	☼	03/11/16 12:48	03/11/16 18:03	1
Methyl acetate	<11		57	11	ug/Kg	☼	03/11/16 12:48	03/11/16 18:03	1
Methyl tert-butyl ether	<2.5		29	2.5	ug/Kg	☼	03/11/16 12:48	03/11/16 18:03	1
1,1,2-Trichloro-1,2,2-trifluoroethane	<2.4		29	2.4	ug/Kg	☼	03/11/16 12:48	03/11/16 18:03	1
1,2,4-Trichlorobenzene	<2.2		29	2.2	ug/Kg	☼	03/11/16 12:48	03/11/16 18:03	1
1,2-Dichlorobenzene	<1.9		29	1.9	ug/Kg	☼	03/11/16 12:48	03/11/16 18:03	1
1,3-Dichlorobenzene	<3.9		29	3.9	ug/Kg	☼	03/11/16 12:48	03/11/16 18:03	1
1,4-Dichlorobenzene	<1.6		29	1.6	ug/Kg	☼	03/11/16 12:48	03/11/16 18:03	1
Trichlorofluoromethane	<1.7		29	1.7	ug/Kg	☼	03/11/16 12:48	03/11/16 18:03	1
Chlorodibromomethane	<2.1		29	2.1	ug/Kg	☼	03/11/16 12:48	03/11/16 18:03	1

TestAmerica Canton

# Client Sample Results

Client: GHD Services Inc.  
Project/Site: 58505, Janesville WI, SSOW 108014

TestAmerica Job ID: 240-61959-1

**Client Sample ID: SE-030916-JN-006**

**Lab Sample ID: 240-61959-6**

**Date Collected: 03/09/16 14:45**

**Matrix: Solid**

**Date Received: 03/10/16 11:30**

**Percent Solids: 64.4**

## Method: 8260B - Volatile Organic Compounds (GC/MS) (Continued)

Analyte	Result	Qualifier	LOQ	LOD	Unit	D	Prepared	Analyzed	Dil Fac
<b>Methylcyclohexane</b>	<b>22</b>	<b>J</b>	57	3.3	ug/Kg	☼	03/11/16 12:48	03/11/16 18:03	1
<b>Surrogate</b>	<b>%Recovery</b>	<b>Qualifier</b>	<b>Limits</b>				<b>Prepared</b>	<b>Analyzed</b>	<b>Dil Fac</b>
1,2-Dichloroethane-d4 (Surr)	88		58 - 123				03/11/16 12:48	03/11/16 18:03	1
4-Bromofluorobenzene (Surr)	103		52 - 136				03/11/16 12:48	03/11/16 18:03	1
Toluene-d8 (Surr)	114		67 - 125				03/11/16 12:48	03/11/16 18:03	1
Dibromofluoromethane (Surr)	95		37 - 132				03/11/16 12:48	03/11/16 18:03	1

## Method: 8270C - Semivolatile Organic Compounds (GC/MS)

Analyte	Result	Qualifier	LOQ	LOD	Unit	D	Prepared	Analyzed	Dil Fac
1,1'-Biphenyl	<110		1600	110	ug/Kg	☼	03/11/16 08:42	03/18/16 18:38	20
bis (2-chloroisopropyl) ether	<300		3100	300	ug/Kg	☼	03/11/16 08:42	03/18/16 18:38	20
2,4,5-Trichlorophenol	<780		4700	780	ug/Kg	☼	03/11/16 08:42	03/18/16 18:38	20
2,4,6-Trichlorophenol	<280		4700	280	ug/Kg	☼	03/11/16 08:42	03/18/16 18:38	20
2,4-Dichlorophenol	<630		4700	630	ug/Kg	☼	03/11/16 08:42	03/18/16 18:38	20
2,4-Dimethylphenol	<630		4700	630	ug/Kg	☼	03/11/16 08:42	03/18/16 18:38	20
2,4-Dinitrophenol	<660		10000	660	ug/Kg	☼	03/11/16 08:42	03/18/16 18:38	20
2,4-Dinitrotoluene	<530		6300	530	ug/Kg	☼	03/11/16 08:42	03/18/16 18:38	20
2,6-Dinitrotoluene	<660		6300	660	ug/Kg	☼	03/11/16 08:42	03/18/16 18:38	20
2-Chloronaphthalene	<14		1600	14	ug/Kg	☼	03/11/16 08:42	03/18/16 18:38	20
2-Chlorophenol	<260		1600	260	ug/Kg	☼	03/11/16 08:42	03/18/16 18:38	20
<b>2-Methylnaphthalene</b>	<b>610</b>		210	16	ug/Kg	☼	03/11/16 08:42	03/18/16 18:38	20
2-Methylphenol	<340		6300	340	ug/Kg	☼	03/11/16 08:42	03/18/16 18:38	20
2-Nitroaniline	<290		6300	290	ug/Kg	☼	03/11/16 08:42	03/18/16 18:38	20
2-Nitrophenol	<260		1600	260	ug/Kg	☼	03/11/16 08:42	03/18/16 18:38	20
3,3'-Dichlorobenzidine	<560		3100	560	ug/Kg	☼	03/11/16 08:42	03/18/16 18:38	20
3-Nitroaniline	<500		6300	500	ug/Kg	☼	03/11/16 08:42	03/18/16 18:38	20
4,6-Dinitro-2-methylphenol	<290 *		4700	290	ug/Kg	☼	03/11/16 08:42	03/18/16 18:38	20
4-Bromophenyl phenyl ether	<410		1600	410	ug/Kg	☼	03/11/16 08:42	03/18/16 18:38	20
4-Chloro-3-methylphenol	<660		4700	660	ug/Kg	☼	03/11/16 08:42	03/18/16 18:38	20
4-Chloroaniline	<530		4700	530	ug/Kg	☼	03/11/16 08:42	03/18/16 18:38	20
4-Chlorophenyl phenyl ether	<410		1600	410	ug/Kg	☼	03/11/16 08:42	03/18/16 18:38	20
4-Nitroaniline	<810		6300	810	ug/Kg	☼	03/11/16 08:42	03/18/16 18:38	20
4-Nitrophenol	<530		10000	530	ug/Kg	☼	03/11/16 08:42	03/18/16 18:38	20
Acetophenone	<290		3100	290	ug/Kg	☼	03/11/16 08:42	03/18/16 18:38	20
Atrazine	<290		6300	290	ug/Kg	☼	03/11/16 08:42	03/18/16 18:38	20
Benzaldehyde	<380		3100	380	ug/Kg	☼	03/11/16 08:42	03/18/16 18:38	20
Bis(2-chloroethoxy)methane	<690		3100	690	ug/Kg	☼	03/11/16 08:42	03/18/16 18:38	20
Bis(2-chloroethyl)ether	<63		3100	63	ug/Kg	☼	03/11/16 08:42	03/18/16 18:38	20
<b>Bis(2-ethylhexyl) phthalate</b>	<b>1800</b>	<b>J</b>	2200	600	ug/Kg	☼	03/11/16 08:42	03/18/16 18:38	20
<b>Butyl benzyl phthalate</b>	<b>4400</b>		2200	310	ug/Kg	☼	03/11/16 08:42	03/18/16 18:38	20
Caprolactam	<1200		10000	1200	ug/Kg	☼	03/11/16 08:42	03/18/16 18:38	20
Carbazole	<850		1600	850	ug/Kg	☼	03/11/16 08:42	03/18/16 18:38	20
Dibenzofuran	<21		1600	21	ug/Kg	☼	03/11/16 08:42	03/18/16 18:38	20
Diethyl phthalate	<500		2200	500	ug/Kg	☼	03/11/16 08:42	03/18/16 18:38	20
Dimethyl phthalate	<530		2200	530	ug/Kg	☼	03/11/16 08:42	03/18/16 18:38	20
<b>Di-n-butyl phthalate</b>	<b>2400</b>		2200	470	ug/Kg	☼	03/11/16 08:42	03/18/16 18:38	20
Di-n-octyl phthalate	<250		2200	250	ug/Kg	☼	03/11/16 08:42	03/18/16 18:38	20
Hexachlorobenzene	<66		210	66	ug/Kg	☼	03/11/16 08:42	03/18/16 18:38	20
Hexachlorobutadiene	<180		1600	180	ug/Kg	☼	03/11/16 08:42	03/18/16 18:38	20

TestAmerica Canton

# Client Sample Results

Client: GHD Services Inc.  
Project/Site: 58505, Janesville WI, SSOW 108014

TestAmerica Job ID: 240-61959-1

**Client Sample ID: SE-030916-JN-006**

**Lab Sample ID: 240-61959-6**

Date Collected: 03/09/16 14:45

Matrix: Solid

Date Received: 03/10/16 11:30

Percent Solids: 64.4

## Method: 8270C - Semivolatile Organic Compounds (GC/MS) (Continued)

Analyte	Result	Qualifier	LOQ	LOD	Unit	D	Prepared	Analyzed	Dil Fac
Hexachlorocyclopentadiene	<250		10000	250	ug/Kg	☼	03/11/16 08:42	03/18/16 18:38	20
Hexachloroethane	<280		1600	280	ug/Kg	☼	03/11/16 08:42	03/18/16 18:38	20
Isophorone	<410		1600	410	ug/Kg	☼	03/11/16 08:42	03/18/16 18:38	20
Nitrobenzene	<69		3100	69	ug/Kg	☼	03/11/16 08:42	03/18/16 18:38	20
N-Nitrosodi-n-propylamine	<200		1600	200	ug/Kg	☼	03/11/16 08:42	03/18/16 18:38	20
N-Nitrosodiphenylamine	<660		1600	660	ug/Kg	☼	03/11/16 08:42	03/18/16 18:38	20
Pentachlorophenol	<290		4700	290	ug/Kg	☼	03/11/16 08:42	03/18/16 18:38	20
Phenol	<230		1600	230	ug/Kg	☼	03/11/16 08:42	03/18/16 18:38	20
3 & 4 Methylphenol	<630		13000	630	ug/Kg	☼	03/11/16 08:42	03/18/16 18:38	20
<b>Fluorene</b>	<b>230</b>		210	17	ug/Kg	☼	03/11/16 08:42	03/18/16 18:38	20
Acenaphthylene	<11		210	11	ug/Kg	☼	03/11/16 08:42	03/18/16 18:38	20
<b>Benzo[g,h,i]perylene</b>	<b>560</b>		210	11	ug/Kg	☼	03/11/16 08:42	03/18/16 18:38	20
<b>Phenanthrene</b>	<b>1700</b>		210	23	ug/Kg	☼	03/11/16 08:42	03/18/16 18:38	20
<b>Benzo[k]fluoranthene</b>	<b>360</b>		210	21	ug/Kg	☼	03/11/16 08:42	03/18/16 18:38	20
<b>Benzo[a]pyrene</b>	<b>980</b>		210	20	ug/Kg	☼	03/11/16 08:42	03/18/16 18:38	20
<b>Anthracene</b>	<b>420</b>		210	24	ug/Kg	☼	03/11/16 08:42	03/18/16 18:38	20
<b>Pyrene</b>	<b>2600</b>		210	14	ug/Kg	☼	03/11/16 08:42	03/18/16 18:38	20
Dibenz(a,h)anthracene	<21		210	21	ug/Kg	☼	03/11/16 08:42	03/18/16 18:38	20
<b>Naphthalene</b>	<b>370</b>		210	26	ug/Kg	☼	03/11/16 08:42	03/18/16 18:38	20
<b>Fluoranthene</b>	<b>2800</b>		210	17	ug/Kg	☼	03/11/16 08:42	03/18/16 18:38	20
<b>Benzo[a]anthracene</b>	<b>1100</b>		210	20	ug/Kg	☼	03/11/16 08:42	03/18/16 18:38	20
<b>Indeno[1,2,3-cd]pyrene</b>	<b>530</b>		210	11	ug/Kg	☼	03/11/16 08:42	03/18/16 18:38	20
<b>Chrysene</b>	<b>1600</b>		210	34	ug/Kg	☼	03/11/16 08:42	03/18/16 18:38	20
Acenaphthene	<24		210	24	ug/Kg	☼	03/11/16 08:42	03/18/16 18:38	20
<b>Benzo[b]fluoranthene</b>	<b>1500</b>		210	18	ug/Kg	☼	03/11/16 08:42	03/18/16 18:38	20

Surrogate	%Recovery	Qualifier	Limits	Prepared	Analyzed	Dil Fac
2-Fluorobiphenyl (Surr)	79		24 - 110	03/11/16 08:42	03/18/16 18:38	20
2-Fluorophenol (Surr)	71		24 - 110	03/11/16 08:42	03/18/16 18:38	20
2,4,6-Tribromophenol (Surr)	68		10 - 110	03/11/16 08:42	03/18/16 18:38	20
Nitrobenzene-d5 (Surr)	67		20 - 110	03/11/16 08:42	03/18/16 18:38	20
Phenol-d5 (Surr)	64		26 - 110	03/11/16 08:42	03/18/16 18:38	20
Terphenyl-d14 (Surr)	83		36 - 110	03/11/16 08:42	03/18/16 18:38	20

## Method: 8082 - Polychlorinated Biphenyls (PCBs) by Gas Chromatography

Analyte	Result	Qualifier	LOQ	LOD	Unit	D	Prepared	Analyzed	Dil Fac
Aroclor-1016	<94		260	94	ug/Kg	☼	03/11/16 07:38	03/16/16 16:44	5
Aroclor-1221	<120		260	120	ug/Kg	☼	03/11/16 07:38	03/16/16 16:44	5
Aroclor-1232	<160		260	160	ug/Kg	☼	03/11/16 07:38	03/16/16 16:44	5
Aroclor-1242	<86		260	86	ug/Kg	☼	03/11/16 07:38	03/16/16 16:44	5
Aroclor-1248	<62		260	62	ug/Kg	☼	03/11/16 07:38	03/16/16 16:44	5
Aroclor-1254	<110		260	110	ug/Kg	☼	03/11/16 07:38	03/16/16 16:44	5
Aroclor-1260	<70		260	70	ug/Kg	☼	03/11/16 07:38	03/16/16 16:44	5
Aroclor-1262	<78		260	78	ug/Kg	☼	03/11/16 07:38	03/16/16 16:44	5
Aroclor-1268	<100	^c	260	100	ug/Kg	☼	03/11/16 07:38	03/16/16 16:44	5

Surrogate	%Recovery	Qualifier	Limits	Prepared	Analyzed	Dil Fac
Tetrachloro-m-xylene	97		13 - 134	03/11/16 07:38	03/16/16 16:44	5
DCB Decachlorobiphenyl	265	p X	10 - 155	03/11/16 07:38	03/16/16 16:44	5

TestAmerica Canton

# Client Sample Results

Client: GHD Services Inc.  
Project/Site: 58505, Janesville WI, SSOW 108014

TestAmerica Job ID: 240-61959-1

**Client Sample ID: SE-030916-JN-006**

**Lab Sample ID: 240-61959-6**

Date Collected: 03/09/16 14:45

Matrix: Solid

Date Received: 03/10/16 11:30

Percent Solids: 64.4

### Method: 6010B - Metals (ICP) - TCLP

Analyte	Result	Qualifier	LOQ	LOD	Unit	D	Prepared	Analyzed	Dil Fac
Arsenic	0.025	J B	0.50	0.0029	mg/L		03/16/16 11:41	03/17/16 20:19	1
Barium	0.87	J B	10.0	0.0010	mg/L		03/16/16 11:41	03/17/16 20:19	1
Cadmium	0.00015	J	0.10	0.00014	mg/L		03/16/16 11:41	03/17/16 20:19	1
Chromium	0.0040	J B	0.50	0.00055	mg/L		03/16/16 11:41	03/17/16 20:19	1
Lead	0.052	J	0.50	0.0019	mg/L		03/16/16 11:41	03/17/16 20:19	1
Selenium	<0.0040		0.25	0.0040	mg/L		03/16/16 11:41	03/17/16 20:19	1
Silver	<0.00092		0.50	0.00092	mg/L		03/16/16 11:41	03/17/16 20:19	1

### Method: 6020 - Metals (ICP/MS)

Analyte	Result	Qualifier	LOQ	LOD	Unit	D	Prepared	Analyzed	Dil Fac
Silver	0.24	B	0.24	0.0017	mg/Kg	☼	03/11/16 12:52	03/18/16 20:53	2
Arsenic	7.8		1.2	0.032	mg/Kg	☼	03/11/16 12:52	03/18/16 20:53	2
Beryllium	0.28		0.24	0.013	mg/Kg	☼	03/11/16 12:52	03/19/16 17:49	2
Cadmium	2.6		0.24	0.0045	mg/Kg	☼	03/11/16 12:52	03/18/16 20:53	2
Cobalt	3.3	B	0.24	0.0021	mg/Kg	☼	03/11/16 12:52	03/19/16 17:49	2
Chromium	66.8	B	0.49	0.073	mg/Kg	☼	03/11/16 12:52	03/19/16 17:49	2
Copper	41.4	B	0.49	0.12	mg/Kg	☼	03/11/16 12:52	03/19/16 17:49	2
Manganese	237		1.2	0.15	mg/Kg	☼	03/11/16 12:52	03/19/16 17:49	2
Nickel	8.6	B	0.49	0.047	mg/Kg	☼	03/11/16 12:52	03/19/16 17:49	2
Lead	950		0.24	0.055	mg/Kg	☼	03/11/16 12:52	03/19/16 17:49	2
Antimony	22.4		0.49	0.017	mg/Kg	☼	03/11/16 12:52	03/18/16 20:53	2
Selenium	1.4		1.2	0.049	mg/Kg	☼	03/11/16 12:52	03/18/16 20:53	2
Thallium	0.11	J	0.49	0.023	mg/Kg	☼	03/11/16 12:52	03/18/16 20:53	2
Vanadium	10.1		1.2	0.045	mg/Kg	☼	03/11/16 12:52	03/19/16 17:49	2
Zinc	584	B	4.9	0.61	mg/Kg	☼	03/11/16 12:52	03/19/16 17:49	2
Barium	465		1.2	0.27	mg/Kg	☼	03/11/16 12:52	03/18/16 20:53	2

### Method: 7470A - Mercury (CVAA) - TCLP

Analyte	Result	Qualifier	LOQ	LOD	Unit	D	Prepared	Analyzed	Dil Fac
Mercury	<0.000090		0.0020	0.000090	mg/L		03/16/16 14:00	03/17/16 12:43	1

### Method: 7471A - Mercury (CVAA)

Analyte	Result	Qualifier	LOQ	LOD	Unit	D	Prepared	Analyzed	Dil Fac
Mercury	0.77		0.16	0.022	mg/Kg	☼	03/11/16 15:00	03/15/16 08:12	1

### General Chemistry

Analyte	Result	Qualifier	LOQ	LOD	Unit	D	Prepared	Analyzed	Dil Fac
Total Organic Carbon	43200		1550	776	mg/Kg	☼		03/16/16 15:13	1
Percent Solids	64.4		0.1	0.1	%			03/11/16 14:03	1
Percent Moisture	35.6		0.1	0.1	%			03/11/16 14:03	1



# Client Sample Results

Client: GHD Services Inc.  
Project/Site: 58505, Janesville WI, SSOW 108014

TestAmerica Job ID: 240-61959-1

**Client Sample ID: SE-030916-JN-007**

**Lab Sample ID: 240-61959-7**

**Date Collected: 03/09/16 15:45**

**Matrix: Solid**

**Date Received: 03/10/16 11:30**

**Percent Solids: 46.7**

**Method: 8260B - Volatile Organic Compounds (GC/MS)**

Analyte	Result	Qualifier	LOQ	LOD	Unit	D	Prepared	Analyzed	Dil Fac
Acetone	<680		3000	680	ug/Kg	☼	03/11/16 13:46	03/16/16 09:00	1
Benzene	<27		760	27	ug/Kg	☼	03/11/16 13:46	03/16/16 09:00	1
Dichlorobromomethane	<120		760	120	ug/Kg	☼	03/11/16 13:46	03/16/16 09:00	1
Bromoform	<180		760	180	ug/Kg	☼	03/11/16 13:46	03/16/16 09:00	1
Bromomethane	<150		760	150	ug/Kg	☼	03/11/16 13:46	03/16/16 09:00	1
2-Butanone (MEK)	<220		3000	220	ug/Kg	☼	03/11/16 13:46	03/16/16 09:00	1
Carbon disulfide	<170		760	170	ug/Kg	☼	03/11/16 13:46	03/16/16 09:00	1
Carbon tetrachloride	<54		760	54	ug/Kg	☼	03/11/16 13:46	03/16/16 09:00	1
Chlorobenzene	<39		760	39	ug/Kg	☼	03/11/16 13:46	03/16/16 09:00	1
Chloroethane	<150		760	150	ug/Kg	☼	03/11/16 13:46	03/16/16 09:00	1
Chloroform	<110		760	110	ug/Kg	☼	03/11/16 13:46	03/16/16 09:00	1
Chloromethane	<150		760	150	ug/Kg	☼	03/11/16 13:46	03/16/16 09:00	1
1,1-Dichloroethane	<110		760	110	ug/Kg	☼	03/11/16 13:46	03/16/16 09:00	1
1,2-Dichloroethane	<30		760	30	ug/Kg	☼	03/11/16 13:46	03/16/16 09:00	1
1,1-Dichloroethene	<91		760	91	ug/Kg	☼	03/11/16 13:46	03/16/16 09:00	1
1,2-Dichloropropane	<97		760	97	ug/Kg	☼	03/11/16 13:46	03/16/16 09:00	1
<b>1,2,4-Trimethylbenzene</b>	<b>4200</b>		760	39	ug/Kg	☼	03/11/16 13:46	03/16/16 09:00	1
cis-1,3-Dichloropropene	<67		760	67	ug/Kg	☼	03/11/16 13:46	03/16/16 09:00	1
trans-1,3-Dichloropropene	<79		760	79	ug/Kg	☼	03/11/16 13:46	03/16/16 09:00	1
Ethylbenzene	<110		760	110	ug/Kg	☼	03/11/16 13:46	03/16/16 09:00	1
2-Hexanone	<250		3000	250	ug/Kg	☼	03/11/16 13:46	03/16/16 09:00	1
<b>Methylene Chloride</b>	<b>450</b>	<b>J B</b>	760	260	ug/Kg	☼	03/11/16 13:46	03/16/16 09:00	1
4-Methyl-2-pentanone (MIBK)	<170		3000	170	ug/Kg	☼	03/11/16 13:46	03/16/16 09:00	1
Styrene	<82		760	82	ug/Kg	☼	03/11/16 13:46	03/16/16 09:00	1
1,1,2,2-Tetrachloroethane	<76		760	76	ug/Kg	☼	03/11/16 13:46	03/16/16 09:00	1
Tetrachloroethene	<82		760	82	ug/Kg	☼	03/11/16 13:46	03/16/16 09:00	1
<b>Toluene</b>	<b>140</b>	<b>J B</b>	760	30	ug/Kg	☼	03/11/16 13:46	03/16/16 09:00	1
Trichloroethene	<120		760	120	ug/Kg	☼	03/11/16 13:46	03/16/16 09:00	1
<b>1,3,5-Trimethylbenzene</b>	<b>2300</b>		760	45	ug/Kg	☼	03/11/16 13:46	03/16/16 09:00	1
Vinyl chloride	<51		760	51	ug/Kg	☼	03/11/16 13:46	03/16/16 09:00	1
<b>Xylenes, Total</b>	<b>940</b>	<b>J</b>	1500	97	ug/Kg	☼	03/11/16 13:46	03/16/16 09:00	1
1,1,1-Trichloroethane	<82		760	82	ug/Kg	☼	03/11/16 13:46	03/16/16 09:00	1
1,1,2-Trichloroethane	<58		760	58	ug/Kg	☼	03/11/16 13:46	03/16/16 09:00	1
<b>Cyclohexane</b>	<b>280</b>	<b>J</b>	1500	91	ug/Kg	☼	03/11/16 13:46	03/16/16 09:00	1
1,2-Dibromo-3-Chloropropane	<210		1500	210	ug/Kg	☼	03/11/16 13:46	03/16/16 09:00	1
Ethylene Dibromide	<97		760	97	ug/Kg	☼	03/11/16 13:46	03/16/16 09:00	1
Dichlorodifluoromethane	<180		760	180	ug/Kg	☼	03/11/16 13:46	03/16/16 09:00	1
cis-1,2-Dichloroethene	<120		760	120	ug/Kg	☼	03/11/16 13:46	03/16/16 09:00	1
trans-1,2-Dichloroethene	<79		760	79	ug/Kg	☼	03/11/16 13:46	03/16/16 09:00	1
<b>Isopropylbenzene</b>	<b>490</b>	<b>J</b>	760	39	ug/Kg	☼	03/11/16 13:46	03/16/16 09:00	1
<b>Methyl acetate</b>	<b>220</b>	<b>J</b>	1500	170	ug/Kg	☼	03/11/16 13:46	03/16/16 09:00	1
Methyl tert-butyl ether	<91		760	91	ug/Kg	☼	03/11/16 13:46	03/16/16 09:00	1
1,1,2-Trichloro-1,2,2-trifluoroethane	<130		760	130	ug/Kg	☼	03/11/16 13:46	03/16/16 09:00	1
1,2,4-Trichlorobenzene	<91		760	91	ug/Kg	☼	03/11/16 13:46	03/16/16 09:00	1
1,2-Dichlorobenzene	<58		760	58	ug/Kg	☼	03/11/16 13:46	03/16/16 09:00	1
1,3-Dichlorobenzene	<91		760	91	ug/Kg	☼	03/11/16 13:46	03/16/16 09:00	1
1,4-Dichlorobenzene	<120		760	120	ug/Kg	☼	03/11/16 13:46	03/16/16 09:00	1
Trichlorofluoromethane	<110		760	110	ug/Kg	☼	03/11/16 13:46	03/16/16 09:00	1
Chlorodibromomethane	<61		760	61	ug/Kg	☼	03/11/16 13:46	03/16/16 09:00	1

TestAmerica Canton

# Client Sample Results

Client: GHD Services Inc.  
Project/Site: 58505, Janesville WI, SSOW 108014

TestAmerica Job ID: 240-61959-1

**Client Sample ID: SE-030916-JN-007**

**Lab Sample ID: 240-61959-7**

**Date Collected: 03/09/16 15:45**

**Matrix: Solid**

**Date Received: 03/10/16 11:30**

**Percent Solids: 46.7**

**Method: 8260B - Volatile Organic Compounds (GC/MS) (Continued)**

Analyte	Result	Qualifier	LOQ	LOD	Unit	D	Prepared	Analyzed	Dil Fac
<b>Methylcyclohexane</b>	<b>2300</b>		1500	120	ug/Kg	☼	03/11/16 13:46	03/16/16 09:00	1
<b>Surrogate</b>	<b>%Recovery</b>	<b>Qualifier</b>	<b>Limits</b>				<b>Prepared</b>	<b>Analyzed</b>	<b>Dil Fac</b>
1,2-Dichloroethane-d4 (Surr)	78		39 - 128				03/11/16 13:46	03/16/16 09:00	1
4-Bromofluorobenzene (Surr)	59		26 - 141				03/11/16 13:46	03/16/16 09:00	1
Toluene-d8 (Surr)	65		33 - 134				03/11/16 13:46	03/16/16 09:00	1
Dibromofluoromethane (Surr)	72		30 - 122				03/11/16 13:46	03/16/16 09:00	1

**Method: 8270C - Semivolatile Organic Compounds (GC/MS)**

Analyte	Result	Qualifier	LOQ	LOD	Unit	D	Prepared	Analyzed	Dil Fac
<b>1,1'-Biphenyl</b>	<b>480</b>	<b>J</b>	5300	370	ug/Kg	☼	03/11/16 08:42	03/18/16 20:14	50
bis (2-chloroisopropyl) ether	<1000		11000	1000	ug/Kg	☼	03/11/16 08:42	03/18/16 20:14	50
2,4,5-Trichlorophenol	<2700		16000	2700	ug/Kg	☼	03/11/16 08:42	03/18/16 20:14	50
2,4,6-Trichlorophenol	<950		16000	950	ug/Kg	☼	03/11/16 08:42	03/18/16 20:14	50
2,4-Dichlorophenol	<2100		16000	2100	ug/Kg	☼	03/11/16 08:42	03/18/16 20:14	50
2,4-Dimethylphenol	<2100		16000	2100	ug/Kg	☼	03/11/16 08:42	03/18/16 20:14	50
2,4-Dinitrophenol	<2200		35000	2200	ug/Kg	☼	03/11/16 08:42	03/18/16 20:14	50
2,4-Dinitrotoluene	<1800		21000	1800	ug/Kg	☼	03/11/16 08:42	03/18/16 20:14	50
2,6-Dinitrotoluene	<2200		21000	2200	ug/Kg	☼	03/11/16 08:42	03/18/16 20:14	50
2-Chloronaphthalene	<48		5300	48	ug/Kg	☼	03/11/16 08:42	03/18/16 20:14	50
2-Chlorophenol	<870		5300	870	ug/Kg	☼	03/11/16 08:42	03/18/16 20:14	50
<b>2-Methylnaphthalene</b>	<b>7400</b>		710	53	ug/Kg	☼	03/11/16 08:42	03/18/16 20:14	50
2-Methylphenol	<1200		21000	1200	ug/Kg	☼	03/11/16 08:42	03/18/16 20:14	50
2-Nitroaniline	<970		21000	970	ug/Kg	☼	03/11/16 08:42	03/18/16 20:14	50
2-Nitrophenol	<880		5300	880	ug/Kg	☼	03/11/16 08:42	03/18/16 20:14	50
3,3'-Dichlorobenzidine	<1900		11000	1900	ug/Kg	☼	03/11/16 08:42	03/18/16 20:14	50
3-Nitroaniline	<1700		21000	1700	ug/Kg	☼	03/11/16 08:42	03/18/16 20:14	50
4,6-Dinitro-2-methylphenol	<980	*	16000	980	ug/Kg	☼	03/11/16 08:42	03/18/16 20:14	50
4-Bromophenyl phenyl ether	<1400		5300	1400	ug/Kg	☼	03/11/16 08:42	03/18/16 20:14	50
4-Chloro-3-methylphenol	<2200		16000	2200	ug/Kg	☼	03/11/16 08:42	03/18/16 20:14	50
4-Chloroaniline	<1800		16000	1800	ug/Kg	☼	03/11/16 08:42	03/18/16 20:14	50
4-Chlorophenyl phenyl ether	<1400		5300	1400	ug/Kg	☼	03/11/16 08:42	03/18/16 20:14	50
4-Nitroaniline	<2800		21000	2800	ug/Kg	☼	03/11/16 08:42	03/18/16 20:14	50
4-Nitrophenol	<1800		35000	1800	ug/Kg	☼	03/11/16 08:42	03/18/16 20:14	50
Acetophenone	<980		11000	980	ug/Kg	☼	03/11/16 08:42	03/18/16 20:14	50
Atrazine	<970		21000	970	ug/Kg	☼	03/11/16 08:42	03/18/16 20:14	50
Benzaldehyde	<1300		11000	1300	ug/Kg	☼	03/11/16 08:42	03/18/16 20:14	50
Bis(2-chloroethoxy)methane	<2300		11000	2300	ug/Kg	☼	03/11/16 08:42	03/18/16 20:14	50
Bis(2-chloroethyl)ether	<210		11000	210	ug/Kg	☼	03/11/16 08:42	03/18/16 20:14	50
Bis(2-ethylhexyl) phthalate	<2000		7500	2000	ug/Kg	☼	03/11/16 08:42	03/18/16 20:14	50
Butyl benzyl phthalate	<1100		7500	1100	ug/Kg	☼	03/11/16 08:42	03/18/16 20:14	50
Caprolactam	<3900		35000	3900	ug/Kg	☼	03/11/16 08:42	03/18/16 20:14	50
Carbazole	<2900		5300	2900	ug/Kg	☼	03/11/16 08:42	03/18/16 20:14	50
<b>Dibenzofuran</b>	<b>1900</b>	<b>J</b>	5300	70	ug/Kg	☼	03/11/16 08:42	03/18/16 20:14	50
Diethyl phthalate	<1700		7500	1700	ug/Kg	☼	03/11/16 08:42	03/18/16 20:14	50
Dimethyl phthalate	<1800		7500	1800	ug/Kg	☼	03/11/16 08:42	03/18/16 20:14	50
<b>Di-n-butyl phthalate</b>	<b>6700</b>	<b>J</b>	7500	1600	ug/Kg	☼	03/11/16 08:42	03/18/16 20:14	50
Di-n-octyl phthalate	<840		7500	840	ug/Kg	☼	03/11/16 08:42	03/18/16 20:14	50
Hexachlorobenzene	<220		710	220	ug/Kg	☼	03/11/16 08:42	03/18/16 20:14	50
Hexachlorobutadiene	<600		5300	600	ug/Kg	☼	03/11/16 08:42	03/18/16 20:14	50

TestAmerica Canton

# Client Sample Results

Client: GHD Services Inc.  
Project/Site: 58505, Janesville WI, SSOW 108014

TestAmerica Job ID: 240-61959-1

**Client Sample ID: SE-030916-JN-007**

**Lab Sample ID: 240-61959-7**

**Date Collected: 03/09/16 15:45**

**Matrix: Solid**

**Date Received: 03/10/16 11:30**

**Percent Solids: 46.7**

## Method: 8270C - Semivolatile Organic Compounds (GC/MS) (Continued)

Analyte	Result	Qualifier	LOQ	LOD	Unit	D	Prepared	Analyzed	Dil Fac
Hexachlorocyclopentadiene	<860		35000	860	ug/Kg	☼	03/11/16 08:42	03/18/16 20:14	50
Hexachloroethane	<960		5300	960	ug/Kg	☼	03/11/16 08:42	03/18/16 20:14	50
Isophorone	<1400		5300	1400	ug/Kg	☼	03/11/16 08:42	03/18/16 20:14	50
Nitrobenzene	<230		11000	230	ug/Kg	☼	03/11/16 08:42	03/18/16 20:14	50
N-Nitrosodi-n-propylamine	<670		5300	670	ug/Kg	☼	03/11/16 08:42	03/18/16 20:14	50
N-Nitrosodiphenylamine	<2200		5300	2200	ug/Kg	☼	03/11/16 08:42	03/18/16 20:14	50
Pentachlorophenol	<970		16000	970	ug/Kg	☼	03/11/16 08:42	03/18/16 20:14	50
Phenol	<780		5300	780	ug/Kg	☼	03/11/16 08:42	03/18/16 20:14	50
3 & 4 Methylphenol	<2100		43000	2100	ug/Kg	☼	03/11/16 08:42	03/18/16 20:14	50

Surrogate	%Recovery	Qualifier	Limits	Prepared	Analyzed	Dil Fac
2-Fluorobiphenyl (Surr)	61		24 - 110	03/11/16 08:42	03/18/16 20:14	50
2-Fluorophenol (Surr)	25		24 - 110	03/11/16 08:42	03/18/16 20:14	50
2,4,6-Tribromophenol (Surr)	36		10 - 110	03/11/16 08:42	03/18/16 20:14	50
Nitrobenzene-d5 (Surr)	0	X	20 - 110	03/11/16 08:42	03/18/16 20:14	50
Phenol-d5 (Surr)	54		26 - 110	03/11/16 08:42	03/18/16 20:14	50
Terphenyl-d14 (Surr)	74		36 - 110	03/11/16 08:42	03/18/16 20:14	50

## Method: 1630 - Methyl Mercury (GC)

Analyte	Result	Qualifier	LOQ	LOD	Unit	D	Prepared	Analyzed	Dil Fac
Methyl Mercury	1.4		0.20	0.060	ug/Kg	☼	03/14/16 11:58	03/18/16 22:07	1

Surrogate	%Recovery	Qualifier	Limits	Prepared	Analyzed	Dil Fac
n-Propyl Mercury Chloride	29		10 - 149	03/14/16 11:58	03/18/16 22:07	1

## Method: 8082 - Polychlorinated Biphenyls (PCBs) by Gas Chromatography

Analyte	Result	Qualifier	LOQ	LOD	Unit	D	Prepared	Analyzed	Dil Fac
Aroclor-1016	<130		350	130	ug/Kg	☼	03/11/16 07:38	03/16/16 17:02	5
Aroclor-1221	<170		350	170	ug/Kg	☼	03/11/16 07:38	03/16/16 17:02	5
Aroclor-1232	<210		350	210	ug/Kg	☼	03/11/16 07:38	03/16/16 17:02	5
Aroclor-1242	<120		350	120	ug/Kg	☼	03/11/16 07:38	03/16/16 17:02	5
Aroclor-1248	<84		350	84	ug/Kg	☼	03/11/16 07:38	03/16/16 17:02	5
Aroclor-1254	<150		350	150	ug/Kg	☼	03/11/16 07:38	03/16/16 17:02	5
Aroclor-1260	<95		350	95	ug/Kg	☼	03/11/16 07:38	03/16/16 17:02	5
Aroclor-1262	<110		350	110	ug/Kg	☼	03/11/16 07:38	03/16/16 17:02	5
Aroclor-1268	<140	^c	350	140	ug/Kg	☼	03/11/16 07:38	03/16/16 17:02	5

Surrogate	%Recovery	Qualifier	Limits	Prepared	Analyzed	Dil Fac
Tetrachloro-m-xylene	71	p	13 - 134	03/11/16 07:38	03/16/16 17:02	5
DCB Decachlorobiphenyl	103	p	10 - 155	03/11/16 07:38	03/16/16 17:02	5

## Method: 6020 - Metals (ICP/MS)

Analyte	Result	Qualifier	LOQ	LOD	Unit	D	Prepared	Analyzed	Dil Fac
Silver	0.22	J B	0.39	0.0028	mg/Kg	☼	03/11/16 12:52	03/18/16 20:57	2
Arsenic	7.6		2.0	0.051	mg/Kg	☼	03/11/16 12:52	03/18/16 20:57	2
Beryllium	0.56		0.39	0.022	mg/Kg	☼	03/11/16 12:52	03/19/16 18:06	2
Cadmium	4.5		0.39	0.0073	mg/Kg	☼	03/11/16 12:52	03/18/16 20:57	2
Cobalt	5.9	B	0.39	0.0033	mg/Kg	☼	03/11/16 12:52	03/19/16 18:06	2
Chromium	181	B	0.79	0.12	mg/Kg	☼	03/11/16 12:52	03/19/16 18:06	2
Copper	135	B	0.79	0.19	mg/Kg	☼	03/11/16 12:52	03/19/16 18:06	2
Manganese	390		2.0	0.24	mg/Kg	☼	03/11/16 12:52	03/19/16 18:06	2

TestAmerica Canton

# Client Sample Results

Client: GHD Services Inc.  
 Project/Site: 58505, Janesville WI, SSOW 108014

TestAmerica Job ID: 240-61959-1

**Client Sample ID: SE-030916-JN-007**

**Lab Sample ID: 240-61959-7**

**Date Collected: 03/09/16 15:45**

**Matrix: Solid**

**Date Received: 03/10/16 11:30**

**Percent Solids: 46.7**

## Method: 6020 - Metals (ICP/MS) (Continued)

Analyte	Result	Qualifier	LOQ	LOD	Unit	D	Prepared	Analyzed	Dil Fac
Nickel	14.8	B	0.79	0.077	mg/Kg	☼	03/11/16 12:52	03/19/16 18:06	2
Lead	1340		0.39	0.088	mg/Kg	☼	03/11/16 12:52	03/19/16 18:06	2
Antimony	50.2		0.79	0.028	mg/Kg	☼	03/11/16 12:52	03/18/16 20:57	2
Selenium	2.1		2.0	0.079	mg/Kg	☼	03/11/16 12:52	03/18/16 20:57	2
Thallium	0.22	J	0.79	0.037	mg/Kg	☼	03/11/16 12:52	03/18/16 20:57	2
Vanadium	18.7		2.0	0.073	mg/Kg	☼	03/11/16 12:52	03/19/16 18:06	2
Zinc	1910	B	7.9	0.98	mg/Kg	☼	03/11/16 12:52	03/19/16 18:06	2
Barium	2270		2.0	0.43	mg/Kg	☼	03/11/16 12:52	03/18/16 20:57	2

## Method: 7471A - Mercury (CVAA)

Analyte	Result	Qualifier	LOQ	LOD	Unit	D	Prepared	Analyzed	Dil Fac
Mercury	9.3		2.2	0.31	mg/Kg	☼	03/11/16 15:00	03/15/16 08:13	10

## General Chemistry

Analyte	Result	Qualifier	LOQ	LOD	Unit	D	Prepared	Analyzed	Dil Fac
Total Organic Carbon	80700		2140	1070	mg/Kg	☼		03/16/16 15:23	1
Percent Solids	46.7		0.1	0.1	%			03/11/16 14:03	1
Percent Moisture	53.3		0.1	0.1	%			03/11/16 14:03	1

# Client Sample Results

Client: GHD Services Inc.  
Project/Site: 58505, Janesville WI, SSOW 108014

TestAmerica Job ID: 240-61959-1

**Client Sample ID: SE-030916-JN-008**

**Lab Sample ID: 240-61959-8**

**Date Collected: 03/09/16 15:50**

**Matrix: Solid**

**Date Received: 03/10/16 11:30**

**Percent Solids: 55.1**

**Method: 8260B - Volatile Organic Compounds (GC/MS)**

Analyte	Result	Qualifier	LOQ	LOD	Unit	D	Prepared	Analyzed	Dil Fac
Acetone	<580		2500	580	ug/Kg	☼	03/11/16 13:46	03/17/16 09:34	1
Benzene	<23		640	23	ug/Kg	☼	03/11/16 13:46	03/17/16 09:34	1
Dichlorobromomethane	<97		640	97	ug/Kg	☼	03/11/16 13:46	03/17/16 09:34	1
Bromoform	<160		640	160	ug/Kg	☼	03/11/16 13:46	03/17/16 09:34	1
Bromomethane	<130	F1	640	130	ug/Kg	☼	03/11/16 13:46	03/17/16 09:34	1
2-Butanone (MEK)	<190		2500	190	ug/Kg	☼	03/11/16 13:46	03/17/16 09:34	1
Carbon disulfide	<140	F1	640	140	ug/Kg	☼	03/11/16 13:46	03/17/16 09:34	1
Carbon tetrachloride	<46		640	46	ug/Kg	☼	03/11/16 13:46	03/17/16 09:34	1
Chlorobenzene	<33	F1	640	33	ug/Kg	☼	03/11/16 13:46	03/17/16 09:34	1
Chloroethane	<130		640	130	ug/Kg	☼	03/11/16 13:46	03/17/16 09:34	1
Chloroform	<92		640	92	ug/Kg	☼	03/11/16 13:46	03/17/16 09:34	1
Chloromethane	<120	F1	640	120	ug/Kg	☼	03/11/16 13:46	03/17/16 09:34	1
1,1-Dichloroethane	<89		640	89	ug/Kg	☼	03/11/16 13:46	03/17/16 09:34	1
1,2-Dichloroethane	<25		640	25	ug/Kg	☼	03/11/16 13:46	03/17/16 09:34	1
1,1-Dichloroethene	<76		640	76	ug/Kg	☼	03/11/16 13:46	03/17/16 09:34	1
1,2-Dichloropropane	<81	F1	640	81	ug/Kg	☼	03/11/16 13:46	03/17/16 09:34	1
<b>1,2,4-Trimethylbenzene</b>	<b>450</b>	<b>J</b>	640	33	ug/Kg	☼	03/11/16 13:46	03/17/16 09:34	1
cis-1,3-Dichloropropene	<56		640	56	ug/Kg	☼	03/11/16 13:46	03/17/16 09:34	1
trans-1,3-Dichloropropene	<66		640	66	ug/Kg	☼	03/11/16 13:46	03/17/16 09:34	1
Ethylbenzene	<89		640	89	ug/Kg	☼	03/11/16 13:46	03/17/16 09:34	1
2-Hexanone	<210		2500	210	ug/Kg	☼	03/11/16 13:46	03/17/16 09:34	1
Methylene Chloride	<220		640	220	ug/Kg	☼	03/11/16 13:46	03/17/16 09:34	1
4-Methyl-2-pentanone (MIBK)	<140		2500	140	ug/Kg	☼	03/11/16 13:46	03/17/16 09:34	1
Styrene	<69		640	69	ug/Kg	☼	03/11/16 13:46	03/17/16 09:34	1
1,1,2,2-Tetrachloroethane	<64		640	64	ug/Kg	☼	03/11/16 13:46	03/17/16 09:34	1
Tetrachloroethene	<69		640	69	ug/Kg	☼	03/11/16 13:46	03/17/16 09:34	1
<b>Toluene</b>	<b>110</b>	<b>J B</b>	640	25	ug/Kg	☼	03/11/16 13:46	03/17/16 09:34	1
Trichloroethene	<99		640	99	ug/Kg	☼	03/11/16 13:46	03/17/16 09:34	1
<b>1,3,5-Trimethylbenzene</b>	<b>180</b>	<b>J</b>	640	38	ug/Kg	☼	03/11/16 13:46	03/17/16 09:34	1
Vinyl chloride	<43	F1	640	43	ug/Kg	☼	03/11/16 13:46	03/17/16 09:34	1
<b>Xylenes, Total</b>	<b>120</b>	<b>J</b>	1300	81	ug/Kg	☼	03/11/16 13:46	03/17/16 09:34	1
1,1,1-Trichloroethane	<69		640	69	ug/Kg	☼	03/11/16 13:46	03/17/16 09:34	1
1,1,2-Trichloroethane	<48		640	48	ug/Kg	☼	03/11/16 13:46	03/17/16 09:34	1
<b>Cyclohexane</b>	<b>170</b>	<b>J F1</b>	1300	76	ug/Kg	☼	03/11/16 13:46	03/17/16 09:34	1
1,2-Dibromo-3-Chloropropane	<180		1300	180	ug/Kg	☼	03/11/16 13:46	03/17/16 09:34	1
Ethylene Dibromide	<81		640	81	ug/Kg	☼	03/11/16 13:46	03/17/16 09:34	1
Dichlorodifluoromethane	<160	F1	640	160	ug/Kg	☼	03/11/16 13:46	03/17/16 09:34	1
cis-1,2-Dichloroethene	<97		640	97	ug/Kg	☼	03/11/16 13:46	03/17/16 09:34	1
trans-1,2-Dichloroethene	<66	F1	640	66	ug/Kg	☼	03/11/16 13:46	03/17/16 09:34	1
<b>Isopropylbenzene</b>	<b>530</b>	<b>J F1</b>	640	33	ug/Kg	☼	03/11/16 13:46	03/17/16 09:34	1
<b>Methyl acetate</b>	<b>230</b>	<b>J</b>	1300	140	ug/Kg	☼	03/11/16 13:46	03/17/16 09:34	1
Methyl tert-butyl ether	<76		640	76	ug/Kg	☼	03/11/16 13:46	03/17/16 09:34	1
1,1,2-Trichloro-1,2,2-trifluoroethane	<110	F1	640	110	ug/Kg	☼	03/11/16 13:46	03/17/16 09:34	1
1,2,4-Trichlorobenzene	<76		640	76	ug/Kg	☼	03/11/16 13:46	03/17/16 09:34	1
1,2-Dichlorobenzene	<48		640	48	ug/Kg	☼	03/11/16 13:46	03/17/16 09:34	1
1,3-Dichlorobenzene	<76		640	76	ug/Kg	☼	03/11/16 13:46	03/17/16 09:34	1
1,4-Dichlorobenzene	<100		640	100	ug/Kg	☼	03/11/16 13:46	03/17/16 09:34	1
Trichlorofluoromethane	<89		640	89	ug/Kg	☼	03/11/16 13:46	03/17/16 09:34	1
Chlorodibromomethane	<51		640	51	ug/Kg	☼	03/11/16 13:46	03/17/16 09:34	1

TestAmerica Canton

# Client Sample Results

Client: GHD Services Inc.  
Project/Site: 58505, Janesville WI, SSOW 108014

TestAmerica Job ID: 240-61959-1

**Client Sample ID: SE-030916-JN-008**

**Lab Sample ID: 240-61959-8**

**Date Collected: 03/09/16 15:50**

**Matrix: Solid**

**Date Received: 03/10/16 11:30**

**Percent Solids: 55.1**

## Method: 8260B - Volatile Organic Compounds (GC/MS) (Continued)

Analyte	Result	Qualifier	LOQ	LOD	Unit	D	Prepared	Analyzed	Dil Fac
<b>Methylcyclohexane</b>	<b>1400</b>	<b>F1</b>	1300	97	ug/Kg	☼	03/11/16 13:46	03/17/16 09:34	1
Surrogate	%Recovery	Qualifier	Limits				Prepared	Analyzed	Dil Fac
1,2-Dichloroethane-d4 (Surr)	74		39 - 128				03/11/16 13:46	03/17/16 09:34	1
4-Bromofluorobenzene (Surr)	52		26 - 141				03/11/16 13:46	03/17/16 09:34	1
Toluene-d8 (Surr)	58		33 - 134				03/11/16 13:46	03/17/16 09:34	1
Dibromofluoromethane (Surr)	66		30 - 122				03/11/16 13:46	03/17/16 09:34	1

## Method: 8270C - Semivolatile Organic Compounds (GC/MS)

Analyte	Result	Qualifier	LOQ	LOD	Unit	D	Prepared	Analyzed	Dil Fac
<b>1,1'-Biphenyl</b>	<b>430</b>	<b>J</b>	4600	320	ug/Kg	☼	03/11/16 08:42	03/18/16 20:38	50
bis (2-chloroisopropyl) ether	<870		9100	870	ug/Kg	☼	03/11/16 08:42	03/18/16 20:38	50
2,4,5-Trichlorophenol	<2300		14000	2300	ug/Kg	☼	03/11/16 08:42	03/18/16 20:38	50
2,4,6-Trichlorophenol	<810		14000	810	ug/Kg	☼	03/11/16 08:42	03/18/16 20:38	50
2,4-Dichlorophenol	<1800		14000	1800	ug/Kg	☼	03/11/16 08:42	03/18/16 20:38	50
2,4-Dimethylphenol	<1800		14000	1800	ug/Kg	☼	03/11/16 08:42	03/18/16 20:38	50
2,4-Dinitrophenol	<1900		30000	1900	ug/Kg	☼	03/11/16 08:42	03/18/16 20:38	50
2,4-Dinitrotoluene	<1600		18000	1600	ug/Kg	☼	03/11/16 08:42	03/18/16 20:38	50
2,6-Dinitrotoluene	<1900		18000	1900	ug/Kg	☼	03/11/16 08:42	03/18/16 20:38	50
2-Chloronaphthalene	<41		4600	41	ug/Kg	☼	03/11/16 08:42	03/18/16 20:38	50
2-Chlorophenol	<750		4600	750	ug/Kg	☼	03/11/16 08:42	03/18/16 20:38	50
<b>2-Methylnaphthalene</b>	<b>6300</b>		610	46	ug/Kg	☼	03/11/16 08:42	03/18/16 20:38	50
2-Methylphenol	<1000		18000	1000	ug/Kg	☼	03/11/16 08:42	03/18/16 20:38	50
2-Nitroaniline	<830		18000	830	ug/Kg	☼	03/11/16 08:42	03/18/16 20:38	50
2-Nitrophenol	<760		4600	760	ug/Kg	☼	03/11/16 08:42	03/18/16 20:38	50
3,3'-Dichlorobenzidine	<1600		9100	1600	ug/Kg	☼	03/11/16 08:42	03/18/16 20:38	50
3-Nitroaniline	<1500		18000	1500	ug/Kg	☼	03/11/16 08:42	03/18/16 20:38	50
4,6-Dinitro-2-methylphenol	<840 *		14000	840	ug/Kg	☼	03/11/16 08:42	03/18/16 20:38	50
4-Bromophenyl phenyl ether	<1200		4600	1200	ug/Kg	☼	03/11/16 08:42	03/18/16 20:38	50
4-Chloro-3-methylphenol	<1900		14000	1900	ug/Kg	☼	03/11/16 08:42	03/18/16 20:38	50
4-Chloroaniline	<1600		14000	1600	ug/Kg	☼	03/11/16 08:42	03/18/16 20:38	50
4-Chlorophenyl phenyl ether	<1200		4600	1200	ug/Kg	☼	03/11/16 08:42	03/18/16 20:38	50
4-Nitroaniline	<2400		18000	2400	ug/Kg	☼	03/11/16 08:42	03/18/16 20:38	50
4-Nitrophenol	<1600		30000	1600	ug/Kg	☼	03/11/16 08:42	03/18/16 20:38	50
Acetophenone	<840		9100	840	ug/Kg	☼	03/11/16 08:42	03/18/16 20:38	50
Atrazine	<830		18000	830	ug/Kg	☼	03/11/16 08:42	03/18/16 20:38	50
Benzaldehyde	<1100		9100	1100	ug/Kg	☼	03/11/16 08:42	03/18/16 20:38	50
Bis(2-chloroethoxy)methane	<2000		9100	2000	ug/Kg	☼	03/11/16 08:42	03/18/16 20:38	50
Bis(2-chloroethyl)ether	<180		9100	180	ug/Kg	☼	03/11/16 08:42	03/18/16 20:38	50
Bis(2-ethylhexyl) phthalate	<1700		6400	1700	ug/Kg	☼	03/11/16 08:42	03/18/16 20:38	50
Butyl benzyl phthalate	<910		6400	910	ug/Kg	☼	03/11/16 08:42	03/18/16 20:38	50
Caprolactam	<3400		30000	3400	ug/Kg	☼	03/11/16 08:42	03/18/16 20:38	50
Carbazole	<2500		4600	2500	ug/Kg	☼	03/11/16 08:42	03/18/16 20:38	50
<b>Dibenzofuran</b>	<b>850</b>	<b>J</b>	4600	60	ug/Kg	☼	03/11/16 08:42	03/18/16 20:38	50
Diethyl phthalate	<1500		6400	1500	ug/Kg	☼	03/11/16 08:42	03/18/16 20:38	50
Dimethyl phthalate	<1600		6400	1600	ug/Kg	☼	03/11/16 08:42	03/18/16 20:38	50
<b>Di-n-butyl phthalate</b>	<b>4000</b>	<b>J</b>	6400	1400	ug/Kg	☼	03/11/16 08:42	03/18/16 20:38	50
Di-n-octyl phthalate	<720		6400	720	ug/Kg	☼	03/11/16 08:42	03/18/16 20:38	50
Hexachlorobenzene	<190		610	190	ug/Kg	☼	03/11/16 08:42	03/18/16 20:38	50
Hexachlorobutadiene	<510		4600	510	ug/Kg	☼	03/11/16 08:42	03/18/16 20:38	50

TestAmerica Canton

# Client Sample Results

Client: GHD Services Inc.  
Project/Site: 58505, Janesville WI, SSOW 108014

TestAmerica Job ID: 240-61959-1

**Client Sample ID: SE-030916-JN-008**

**Lab Sample ID: 240-61959-8**

Date Collected: 03/09/16 15:50

Matrix: Solid

Date Received: 03/10/16 11:30

Percent Solids: 55.1

## Method: 8270C - Semivolatile Organic Compounds (GC/MS) (Continued)

Analyte	Result	Qualifier	LOQ	LOD	Unit	D	Prepared	Analyzed	Dil Fac
Hexachlorocyclopentadiene	<740		30000	740	ug/Kg	☼	03/11/16 08:42	03/18/16 20:38	50
Hexachloroethane	<820		4600	820	ug/Kg	☼	03/11/16 08:42	03/18/16 20:38	50
Isophorone	<1200		4600	1200	ug/Kg	☼	03/11/16 08:42	03/18/16 20:38	50
Nitrobenzene	<200		9100	200	ug/Kg	☼	03/11/16 08:42	03/18/16 20:38	50
N-Nitrosodi-n-propylamine	<580		4600	580	ug/Kg	☼	03/11/16 08:42	03/18/16 20:38	50
N-Nitrosodiphenylamine	<1900		4600	1900	ug/Kg	☼	03/11/16 08:42	03/18/16 20:38	50
Pentachlorophenol	<830		14000	830	ug/Kg	☼	03/11/16 08:42	03/18/16 20:38	50
Phenol	<670		4600	670	ug/Kg	☼	03/11/16 08:42	03/18/16 20:38	50
3 & 4 Methylphenol	<1800		37000	1800	ug/Kg	☼	03/11/16 08:42	03/18/16 20:38	50
<b>Fluorene</b>	<b>1500</b>		610	48	ug/Kg	☼	03/11/16 08:42	03/18/16 20:38	50
Acenaphthylene	<32		610	32	ug/Kg	☼	03/11/16 08:42	03/18/16 20:38	50
<b>Benzo[g,h,i]perylene</b>	<b>1100</b>		610	32	ug/Kg	☼	03/11/16 08:42	03/18/16 20:38	50
<b>Phenanthrene</b>	<b>7300</b>		610	67	ug/Kg	☼	03/11/16 08:42	03/18/16 20:38	50
<b>Benzo[k]fluoranthene</b>	<b>1300</b>		610	62	ug/Kg	☼	03/11/16 08:42	03/18/16 20:38	50
<b>Benzo[a]pyrene</b>	<b>2300</b>		610	58	ug/Kg	☼	03/11/16 08:42	03/18/16 20:38	50
<b>Anthracene</b>	<b>1500</b>		610	71	ug/Kg	☼	03/11/16 08:42	03/18/16 20:38	50
<b>Pyrene</b>	<b>6100</b>		610	40	ug/Kg	☼	03/11/16 08:42	03/18/16 20:38	50
Dibenz(a,h)anthracene	<60		610	60	ug/Kg	☼	03/11/16 08:42	03/18/16 20:38	50
<b>Naphthalene</b>	<b>3900</b>		610	75	ug/Kg	☼	03/11/16 08:42	03/18/16 20:38	50
<b>Fluoranthene</b>	<b>6000</b>		610	50	ug/Kg	☼	03/11/16 08:42	03/18/16 20:38	50
<b>Benzo[a]anthracene</b>	<b>2800</b>		610	58	ug/Kg	☼	03/11/16 08:42	03/18/16 20:38	50
<b>Indeno[1,2,3-cd]pyrene</b>	<b>1200</b>		610	32	ug/Kg	☼	03/11/16 08:42	03/18/16 20:38	50
<b>Chrysene</b>	<b>4200</b>		610	100	ug/Kg	☼	03/11/16 08:42	03/18/16 20:38	50
<b>Acenaphthene</b>	<b>1000</b>		610	69	ug/Kg	☼	03/11/16 08:42	03/18/16 20:38	50
<b>Benzo[b]fluoranthene</b>	<b>2700</b>		610	54	ug/Kg	☼	03/11/16 08:42	03/18/16 20:38	50

Surrogate	%Recovery	Qualifier	Limits	Prepared	Analyzed	Dil Fac
2-Fluorobiphenyl (Surr)	90		24 - 110	03/11/16 08:42	03/18/16 20:38	50
2-Fluorophenol (Surr)	90		24 - 110	03/11/16 08:42	03/18/16 20:38	50
2,4,6-Tribromophenol (Surr)	88		10 - 110	03/11/16 08:42	03/18/16 20:38	50
Nitrobenzene-d5 (Surr)	0	X	20 - 110	03/11/16 08:42	03/18/16 20:38	50
Phenol-d5 (Surr)	88		26 - 110	03/11/16 08:42	03/18/16 20:38	50
Terphenyl-d14 (Surr)	109		36 - 110	03/11/16 08:42	03/18/16 20:38	50

## Method: 8082 - Polychlorinated Biphenyls (PCBs) by Gas Chromatography

Analyte	Result	Qualifier	LOQ	LOD	Unit	D	Prepared	Analyzed	Dil Fac
Aroclor-1016	<44		120	44	ug/Kg	☼	03/11/16 07:38	03/15/16 21:36	2
Aroclor-1221	<58		120	58	ug/Kg	☼	03/11/16 07:38	03/15/16 21:36	2
Aroclor-1232	<73		120	73	ug/Kg	☼	03/11/16 07:38	03/15/16 21:36	2
Aroclor-1242	<40		120	40	ug/Kg	☼	03/11/16 07:38	03/15/16 21:36	2
Aroclor-1248	<29		120	29	ug/Kg	☼	03/11/16 07:38	03/15/16 21:36	2
Aroclor-1254	<51		120	51	ug/Kg	☼	03/11/16 07:38	03/15/16 21:36	2
Aroclor-1260	<33		120	33	ug/Kg	☼	03/11/16 07:38	03/15/16 21:36	2
Aroclor-1262	<36		120	36	ug/Kg	☼	03/11/16 07:38	03/15/16 21:36	2
Aroclor-1268	<47	^c	120	47	ug/Kg	☼	03/11/16 07:38	03/15/16 21:36	2

Surrogate	%Recovery	Qualifier	Limits	Prepared	Analyzed	Dil Fac
Tetrachloro-m-xylene	65	p	13 - 134	03/11/16 07:38	03/15/16 21:36	2
DCB Decachlorobiphenyl	73	p	10 - 155	03/11/16 07:38	03/15/16 21:36	2

TestAmerica Canton

# Client Sample Results

Client: GHD Services Inc.  
 Project/Site: 58505, Janesville WI, SSOW 108014

TestAmerica Job ID: 240-61959-1

**Client Sample ID: SE-030916-JN-008**

**Lab Sample ID: 240-61959-8**

**Date Collected: 03/09/16 15:50**

**Matrix: Solid**

**Date Received: 03/10/16 11:30**

**Percent Solids: 55.1**

**Method: 6020 - Metals (ICP/MS)**

Analyte	Result	Qualifier	LOQ	LOD	Unit	D	Prepared	Analyzed	Dil Fac
Silver	0.23	J B	0.32	0.0023	mg/Kg	☼	03/11/16 12:52	03/18/16 21:05	2
Arsenic	11.9		1.6	0.042	mg/Kg	☼	03/11/16 12:52	03/18/16 21:05	2
Beryllium	0.40		0.32	0.018	mg/Kg	☼	03/11/16 12:52	03/19/16 18:10	2
Cadmium	4.0		0.32	0.0060	mg/Kg	☼	03/11/16 12:52	03/18/16 21:05	2
Cobalt	4.3	B	0.32	0.0028	mg/Kg	☼	03/11/16 12:52	03/19/16 18:10	2
Chromium	197	B	0.65	0.097	mg/Kg	☼	03/11/16 12:52	03/19/16 18:10	2
Copper	152	B	0.65	0.16	mg/Kg	☼	03/11/16 12:52	03/19/16 18:10	2
Manganese	236		1.6	0.19	mg/Kg	☼	03/11/16 12:52	03/19/16 18:10	2
Nickel	13.6	B	0.65	0.063	mg/Kg	☼	03/11/16 12:52	03/19/16 18:10	2
Lead	1630		1.6	0.36	mg/Kg	☼	03/11/16 12:52	03/19/16 18:14	10
Antimony	59.8		0.65	0.023	mg/Kg	☼	03/11/16 12:52	03/18/16 21:05	2
Selenium	1.5	J	1.6	0.065	mg/Kg	☼	03/11/16 12:52	03/18/16 21:05	2
Thallium	0.21	J	0.65	0.031	mg/Kg	☼	03/11/16 12:52	03/18/16 21:05	2
Vanadium	12.5		1.6	0.060	mg/Kg	☼	03/11/16 12:52	03/19/16 18:10	2
Zinc	1710	B	6.5	0.81	mg/Kg	☼	03/11/16 12:52	03/19/16 18:10	2
Barium	2080		1.6	0.36	mg/Kg	☼	03/11/16 12:52	03/18/16 21:05	2

**Method: 7471A - Mercury (CVAA)**

Analyte	Result	Qualifier	LOQ	LOD	Unit	D	Prepared	Analyzed	Dil Fac
Mercury	14.8		1.9	0.27	mg/Kg	☼	03/11/16 15:00	03/15/16 08:14	10

**General Chemistry**

Analyte	Result	Qualifier	LOQ	LOD	Unit	D	Prepared	Analyzed	Dil Fac
Total Organic Carbon	162000		1820	908	mg/Kg	☼		03/16/16 15:34	1
Percent Solids	55.1		0.1	0.1	%			03/11/16 14:03	1
Percent Moisture	44.9		0.1	0.1	%			03/11/16 14:03	1



# Client Sample Results

Client: GHD Services Inc.  
 Project/Site: 58505, Janesville WI, SSOW 108014

TestAmerica Job ID: 240-61959-1

**Client Sample ID: SE-030916-JN-009**

**Lab Sample ID: 240-61959-9**

**Date Collected: 03/09/16 15:55**

**Matrix: Solid**

**Date Received: 03/10/16 11:30**

**Percent Solids: 48.4**

**Method: 8260B - Volatile Organic Compounds (GC/MS)**

Analyte	Result	Qualifier	LOQ	LOD	Unit	D	Prepared	Analyzed	Dil Fac
Acetone	<670		2900	670	ug/Kg	☼	03/11/16 13:46	03/17/16 10:38	1
Benzene	<26		740	26	ug/Kg	☼	03/11/16 13:46	03/17/16 10:38	1
Dichlorobromomethane	<110		740	110	ug/Kg	☼	03/11/16 13:46	03/17/16 10:38	1
Bromoform	<180		740	180	ug/Kg	☼	03/11/16 13:46	03/17/16 10:38	1
Bromomethane	<150		740	150	ug/Kg	☼	03/11/16 13:46	03/17/16 10:38	1
2-Butanone (MEK)	<210		2900	210	ug/Kg	☼	03/11/16 13:46	03/17/16 10:38	1
Carbon disulfide	<160		740	160	ug/Kg	☼	03/11/16 13:46	03/17/16 10:38	1
Carbon tetrachloride	<53		740	53	ug/Kg	☼	03/11/16 13:46	03/17/16 10:38	1
Chlorobenzene	<38		740	38	ug/Kg	☼	03/11/16 13:46	03/17/16 10:38	1
Chloroethane	<150		740	150	ug/Kg	☼	03/11/16 13:46	03/17/16 10:38	1
Chloroform	<110		740	110	ug/Kg	☼	03/11/16 13:46	03/17/16 10:38	1
Chloromethane	<140		740	140	ug/Kg	☼	03/11/16 13:46	03/17/16 10:38	1
1,1-Dichloroethane	<100		740	100	ug/Kg	☼	03/11/16 13:46	03/17/16 10:38	1
1,2-Dichloroethane	<29		740	29	ug/Kg	☼	03/11/16 13:46	03/17/16 10:38	1
1,1-Dichloroethene	<88		740	88	ug/Kg	☼	03/11/16 13:46	03/17/16 10:38	1
1,2-Dichloropropane	<94		740	94	ug/Kg	☼	03/11/16 13:46	03/17/16 10:38	1
<b>1,2,4-Trimethylbenzene</b>	<b>350</b>	<b>J</b>	740	38	ug/Kg	☼	03/11/16 13:46	03/17/16 10:38	1
cis-1,3-Dichloropropene	<65		740	65	ug/Kg	☼	03/11/16 13:46	03/17/16 10:38	1
trans-1,3-Dichloropropene	<77		740	77	ug/Kg	☼	03/11/16 13:46	03/17/16 10:38	1
Ethylbenzene	<100		740	100	ug/Kg	☼	03/11/16 13:46	03/17/16 10:38	1
2-Hexanone	<250		2900	250	ug/Kg	☼	03/11/16 13:46	03/17/16 10:38	1
Methylene Chloride	<250		740	250	ug/Kg	☼	03/11/16 13:46	03/17/16 10:38	1
4-Methyl-2-pentanone (MIBK)	<160		2900	160	ug/Kg	☼	03/11/16 13:46	03/17/16 10:38	1
Styrene	<79		740	79	ug/Kg	☼	03/11/16 13:46	03/17/16 10:38	1
1,1,2,2-Tetrachloroethane	<74		740	74	ug/Kg	☼	03/11/16 13:46	03/17/16 10:38	1
Tetrachloroethene	<79		740	79	ug/Kg	☼	03/11/16 13:46	03/17/16 10:38	1
<b>Toluene</b>	<b>120</b>	<b>J B</b>	740	29	ug/Kg	☼	03/11/16 13:46	03/17/16 10:38	1
Trichloroethene	<110		740	110	ug/Kg	☼	03/11/16 13:46	03/17/16 10:38	1
<b>1,3,5-Trimethylbenzene</b>	<b>150</b>	<b>J</b>	740	44	ug/Kg	☼	03/11/16 13:46	03/17/16 10:38	1
Vinyl chloride	<50		740	50	ug/Kg	☼	03/11/16 13:46	03/17/16 10:38	1
<b>Xylenes, Total</b>	<b>140</b>	<b>J</b>	1500	94	ug/Kg	☼	03/11/16 13:46	03/17/16 10:38	1
1,1,1-Trichloroethane	<79		740	79	ug/Kg	☼	03/11/16 13:46	03/17/16 10:38	1
1,1,2-Trichloroethane	<56		740	56	ug/Kg	☼	03/11/16 13:46	03/17/16 10:38	1
<b>Cyclohexane</b>	<b>160</b>	<b>J</b>	1500	88	ug/Kg	☼	03/11/16 13:46	03/17/16 10:38	1
1,2-Dibromo-3-Chloropropane	<210		1500	210	ug/Kg	☼	03/11/16 13:46	03/17/16 10:38	1
Ethylene Dibromide	<94		740	94	ug/Kg	☼	03/11/16 13:46	03/17/16 10:38	1
Dichlorodifluoromethane	<180		740	180	ug/Kg	☼	03/11/16 13:46	03/17/16 10:38	1
cis-1,2-Dichloroethene	<110		740	110	ug/Kg	☼	03/11/16 13:46	03/17/16 10:38	1
trans-1,2-Dichloroethene	<77		740	77	ug/Kg	☼	03/11/16 13:46	03/17/16 10:38	1
<b>Isopropylbenzene</b>	<b>490</b>	<b>J</b>	740	38	ug/Kg	☼	03/11/16 13:46	03/17/16 10:38	1
<b>Methyl acetate</b>	<b>230</b>	<b>J</b>	1500	160	ug/Kg	☼	03/11/16 13:46	03/17/16 10:38	1
Methyl tert-butyl ether	<88		740	88	ug/Kg	☼	03/11/16 13:46	03/17/16 10:38	1
1,1,2-Trichloro-1,2,2-trifluoroethane	<120		740	120	ug/Kg	☼	03/11/16 13:46	03/17/16 10:38	1
1,2,4-Trichlorobenzene	<88		740	88	ug/Kg	☼	03/11/16 13:46	03/17/16 10:38	1
1,2-Dichlorobenzene	<56		740	56	ug/Kg	☼	03/11/16 13:46	03/17/16 10:38	1
1,3-Dichlorobenzene	<88		740	88	ug/Kg	☼	03/11/16 13:46	03/17/16 10:38	1
1,4-Dichlorobenzene	<120		740	120	ug/Kg	☼	03/11/16 13:46	03/17/16 10:38	1
Trichlorofluoromethane	<100		740	100	ug/Kg	☼	03/11/16 13:46	03/17/16 10:38	1
Chlorodibromomethane	<59		740	59	ug/Kg	☼	03/11/16 13:46	03/17/16 10:38	1

TestAmerica Canton

# Client Sample Results

Client: GHD Services Inc.  
Project/Site: 58505, Janesville WI, SSOW 108014

TestAmerica Job ID: 240-61959-1

**Client Sample ID: SE-030916-JN-009**

**Lab Sample ID: 240-61959-9**

**Date Collected: 03/09/16 15:55**

**Matrix: Solid**

**Date Received: 03/10/16 11:30**

**Percent Solids: 48.4**

**Method: 8260B - Volatile Organic Compounds (GC/MS) (Continued)**

Analyte	Result	Qualifier	LOQ	LOD	Unit	D	Prepared	Analyzed	Dil Fac
<b>Methylcyclohexane</b>	<b>1300</b>	<b>J</b>	1500	110	ug/Kg	☼	03/11/16 13:46	03/17/16 10:38	1
<b>Surrogate</b>	<b>%Recovery</b>	<b>Qualifier</b>	<b>Limits</b>				<b>Prepared</b>	<b>Analyzed</b>	<b>Dil Fac</b>
1,2-Dichloroethane-d4 (Surr)	74		39 - 128				03/11/16 13:46	03/17/16 10:38	1
4-Bromofluorobenzene (Surr)	50		26 - 141				03/11/16 13:46	03/17/16 10:38	1
Toluene-d8 (Surr)	54		33 - 134				03/11/16 13:46	03/17/16 10:38	1
Dibromofluoromethane (Surr)	69		30 - 122				03/11/16 13:46	03/17/16 10:38	1

**Method: 8270C - Semivolatile Organic Compounds (GC/MS)**

Analyte	Result	Qualifier	LOQ	LOD	Unit	D	Prepared	Analyzed	Dil Fac
<b>1,1'-Biphenyl</b>	<b>570</b>	<b>J</b>	5200	360	ug/Kg	☼	03/11/16 08:42	03/18/16 21:02	50
bis (2-chloroisopropyl) ether	<980		10000	980	ug/Kg	☼	03/11/16 08:42	03/18/16 21:02	50
2,4,5-Trichlorophenol	<2600		16000	2600	ug/Kg	☼	03/11/16 08:42	03/18/16 21:02	50
2,4,6-Trichlorophenol	<920		16000	920	ug/Kg	☼	03/11/16 08:42	03/18/16 21:02	50
2,4-Dichlorophenol	<2100		16000	2100	ug/Kg	☼	03/11/16 08:42	03/18/16 21:02	50
2,4-Dimethylphenol	<2100		16000	2100	ug/Kg	☼	03/11/16 08:42	03/18/16 21:02	50
2,4-Dinitrophenol	<2200		34000	2200	ug/Kg	☼	03/11/16 08:42	03/18/16 21:02	50
2,4-Dinitrotoluene	<1800		21000	1800	ug/Kg	☼	03/11/16 08:42	03/18/16 21:02	50
2,6-Dinitrotoluene	<2200		21000	2200	ug/Kg	☼	03/11/16 08:42	03/18/16 21:02	50
2-Chloronaphthalene	<47		5200	47	ug/Kg	☼	03/11/16 08:42	03/18/16 21:02	50
2-Chlorophenol	<850		5200	850	ug/Kg	☼	03/11/16 08:42	03/18/16 21:02	50
<b>2-Methylnaphthalene</b>	<b>14000</b>		690	52	ug/Kg	☼	03/11/16 08:42	03/18/16 21:02	50
2-Methylphenol	<1100		21000	1100	ug/Kg	☼	03/11/16 08:42	03/18/16 21:02	50
2-Nitroaniline	<940		21000	940	ug/Kg	☼	03/11/16 08:42	03/18/16 21:02	50
2-Nitrophenol	<860		5200	860	ug/Kg	☼	03/11/16 08:42	03/18/16 21:02	50
3,3'-Dichlorobenzidine	<1900		10000	1900	ug/Kg	☼	03/11/16 08:42	03/18/16 21:02	50
3-Nitroaniline	<1700		21000	1700	ug/Kg	☼	03/11/16 08:42	03/18/16 21:02	50
4,6-Dinitro-2-methylphenol	<950 *		16000	950	ug/Kg	☼	03/11/16 08:42	03/18/16 21:02	50
4-Bromophenyl phenyl ether	<1300		5200	1300	ug/Kg	☼	03/11/16 08:42	03/18/16 21:02	50
4-Chloro-3-methylphenol	<2200		16000	2200	ug/Kg	☼	03/11/16 08:42	03/18/16 21:02	50
4-Chloroaniline	<1800		16000	1800	ug/Kg	☼	03/11/16 08:42	03/18/16 21:02	50
4-Chlorophenyl phenyl ether	<1300		5200	1300	ug/Kg	☼	03/11/16 08:42	03/18/16 21:02	50
4-Nitroaniline	<2700		21000	2700	ug/Kg	☼	03/11/16 08:42	03/18/16 21:02	50
4-Nitrophenol	<1800		34000	1800	ug/Kg	☼	03/11/16 08:42	03/18/16 21:02	50
Acetophenone	<950		10000	950	ug/Kg	☼	03/11/16 08:42	03/18/16 21:02	50
Atrazine	<940		21000	940	ug/Kg	☼	03/11/16 08:42	03/18/16 21:02	50
Benzaldehyde	<1200		10000	1200	ug/Kg	☼	03/11/16 08:42	03/18/16 21:02	50
Bis(2-chloroethoxy)methane	<2300		10000	2300	ug/Kg	☼	03/11/16 08:42	03/18/16 21:02	50
Bis(2-chloroethyl)ether	<210		10000	210	ug/Kg	☼	03/11/16 08:42	03/18/16 21:02	50
Bis(2-ethylhexyl) phthalate	<2000		7200	2000	ug/Kg	☼	03/11/16 08:42	03/18/16 21:02	50
Butyl benzyl phthalate	<1000		7200	1000	ug/Kg	☼	03/11/16 08:42	03/18/16 21:02	50
Caprolactam	<3800		34000	3800	ug/Kg	☼	03/11/16 08:42	03/18/16 21:02	50
Carbazole	<2800		5200	2800	ug/Kg	☼	03/11/16 08:42	03/18/16 21:02	50
<b>Dibenzofuran</b>	<b>1100</b>	<b>J</b>	5200	68	ug/Kg	☼	03/11/16 08:42	03/18/16 21:02	50
Diethyl phthalate	<1700		7200	1700	ug/Kg	☼	03/11/16 08:42	03/18/16 21:02	50
Dimethyl phthalate	<1800		7200	1800	ug/Kg	☼	03/11/16 08:42	03/18/16 21:02	50
<b>Di-n-butyl phthalate</b>	<b>5900</b>	<b>J</b>	7200	1600	ug/Kg	☼	03/11/16 08:42	03/18/16 21:02	50
Di-n-octyl phthalate	<820		7200	820	ug/Kg	☼	03/11/16 08:42	03/18/16 21:02	50
Hexachlorobenzene	<220		690	220	ug/Kg	☼	03/11/16 08:42	03/18/16 21:02	50
Hexachlorobutadiene	<580		5200	580	ug/Kg	☼	03/11/16 08:42	03/18/16 21:02	50

TestAmerica Canton

# Client Sample Results

Client: GHD Services Inc.  
Project/Site: 58505, Janesville WI, SSOW 108014

TestAmerica Job ID: 240-61959-1

**Client Sample ID: SE-030916-JN-009**

**Lab Sample ID: 240-61959-9**

Date Collected: 03/09/16 15:55

Matrix: Solid

Date Received: 03/10/16 11:30

Percent Solids: 48.4

## Method: 8270C - Semivolatile Organic Compounds (GC/MS) (Continued)

Analyte	Result	Qualifier	LOQ	LOD	Unit	D	Prepared	Analyzed	Dil Fac
Hexachlorocyclopentadiene	<840		34000	840	ug/Kg	☼	03/11/16 08:42	03/18/16 21:02	50
Hexachloroethane	<930		5200	930	ug/Kg	☼	03/11/16 08:42	03/18/16 21:02	50
Isophorone	<1300		5200	1300	ug/Kg	☼	03/11/16 08:42	03/18/16 21:02	50
Nitrobenzene	<230		10000	230	ug/Kg	☼	03/11/16 08:42	03/18/16 21:02	50
N-Nitrosodi-n-propylamine	<650		5200	650	ug/Kg	☼	03/11/16 08:42	03/18/16 21:02	50
N-Nitrosodiphenylamine	<2200		5200	2200	ug/Kg	☼	03/11/16 08:42	03/18/16 21:02	50
Pentachlorophenol	<940		16000	940	ug/Kg	☼	03/11/16 08:42	03/18/16 21:02	50
Phenol	<760		5200	760	ug/Kg	☼	03/11/16 08:42	03/18/16 21:02	50
3 & 4 Methylphenol	<2100		41000	2100	ug/Kg	☼	03/11/16 08:42	03/18/16 21:02	50
<b>Fluorene</b>	<b>1900</b>		690	55	ug/Kg	☼	03/11/16 08:42	03/18/16 21:02	50
Acenaphthylene	<36		690	36	ug/Kg	☼	03/11/16 08:42	03/18/16 21:02	50
<b>Benzo[g,h,i]perylene</b>	<b>1100</b>		690	36	ug/Kg	☼	03/11/16 08:42	03/18/16 21:02	50
<b>Phenanthrene</b>	<b>9300</b>		690	76	ug/Kg	☼	03/11/16 08:42	03/18/16 21:02	50
<b>Benzo[k]fluoranthene</b>	<b>910</b>		690	70	ug/Kg	☼	03/11/16 08:42	03/18/16 21:02	50
<b>Benzo[a]pyrene</b>	<b>2700</b>		690	66	ug/Kg	☼	03/11/16 08:42	03/18/16 21:02	50
<b>Anthracene</b>	<b>1700</b>		690	81	ug/Kg	☼	03/11/16 08:42	03/18/16 21:02	50
<b>Pyrene</b>	<b>7900</b>		690	46	ug/Kg	☼	03/11/16 08:42	03/18/16 21:02	50
Dibenz(a,h)anthracene	<68		690	68	ug/Kg	☼	03/11/16 08:42	03/18/16 21:02	50
<b>Naphthalene</b>	<b>5200</b>		690	85	ug/Kg	☼	03/11/16 08:42	03/18/16 21:02	50
<b>Fluoranthene</b>	<b>6600</b>		690	57	ug/Kg	☼	03/11/16 08:42	03/18/16 21:02	50
<b>Benzo[a]anthracene</b>	<b>3600</b>		690	65	ug/Kg	☼	03/11/16 08:42	03/18/16 21:02	50
<b>Indeno[1,2,3-cd]pyrene</b>	<b>1000</b>		690	36	ug/Kg	☼	03/11/16 08:42	03/18/16 21:02	50
<b>Chrysene</b>	<b>4600</b>		690	110	ug/Kg	☼	03/11/16 08:42	03/18/16 21:02	50
<b>Acenaphthene</b>	<b>1100</b>		690	79	ug/Kg	☼	03/11/16 08:42	03/18/16 21:02	50
<b>Benzo[b]fluoranthene</b>	<b>3300</b>		690	61	ug/Kg	☼	03/11/16 08:42	03/18/16 21:02	50

Surrogate	%Recovery	Qualifier	Limits	Prepared	Analyzed	Dil Fac
2-Fluorobiphenyl (Surr)	69		24 - 110	03/11/16 08:42	03/18/16 21:02	50
2-Fluorophenol (Surr)	46		24 - 110	03/11/16 08:42	03/18/16 21:02	50
2,4,6-Tribromophenol (Surr)	49		10 - 110	03/11/16 08:42	03/18/16 21:02	50
Nitrobenzene-d5 (Surr)	0	X	20 - 110	03/11/16 08:42	03/18/16 21:02	50
Phenol-d5 (Surr)	147	X	26 - 110	03/11/16 08:42	03/18/16 21:02	50
Terphenyl-d14 (Surr)	82		36 - 110	03/11/16 08:42	03/18/16 21:02	50

## Method: 8082 - Polychlorinated Biphenyls (PCBs) by Gas Chromatography

Analyte	Result	Qualifier	LOQ	LOD	Unit	D	Prepared	Analyzed	Dil Fac
Aroclor-1016	<120		340	120	ug/Kg	☼	03/11/16 07:38	03/16/16 17:19	5
Aroclor-1221	<170		340	170	ug/Kg	☼	03/11/16 07:38	03/16/16 17:19	5
Aroclor-1232	<210		340	210	ug/Kg	☼	03/11/16 07:38	03/16/16 17:19	5
Aroclor-1242	<110		340	110	ug/Kg	☼	03/11/16 07:38	03/16/16 17:19	5
Aroclor-1248	<83		340	83	ug/Kg	☼	03/11/16 07:38	03/16/16 17:19	5
Aroclor-1254	<150		340	150	ug/Kg	☼	03/11/16 07:38	03/16/16 17:19	5
Aroclor-1260	<94		340	94	ug/Kg	☼	03/11/16 07:38	03/16/16 17:19	5
Aroclor-1262	<100		340	100	ug/Kg	☼	03/11/16 07:38	03/16/16 17:19	5
Aroclor-1268	<140	^c	340	140	ug/Kg	☼	03/11/16 07:38	03/16/16 17:19	5

Surrogate	%Recovery	Qualifier	Limits	Prepared	Analyzed	Dil Fac
Tetrachloro-m-xylene	91	p	13 - 134	03/11/16 07:38	03/16/16 17:19	5
DCB Decachlorobiphenyl	127	p	10 - 155	03/11/16 07:38	03/16/16 17:19	5

TestAmerica Canton

# Client Sample Results

Client: GHD Services Inc.  
 Project/Site: 58505, Janesville WI, SSOW 108014

TestAmerica Job ID: 240-61959-1

**Client Sample ID: SE-030916-JN-009**

**Lab Sample ID: 240-61959-9**

Date Collected: 03/09/16 15:55

Matrix: Solid

Date Received: 03/10/16 11:30

Percent Solids: 48.4

**Method: 6020 - Metals (ICP/MS)**

Analyte	Result	Qualifier	LOQ	LOD	Unit	D	Prepared	Analyzed	Dil Fac
Silver	0.29	J B	0.33	0.0023	mg/Kg	☼	03/11/16 12:52	03/18/16 21:13	2
Arsenic	10.7		1.6	0.042	mg/Kg	☼	03/11/16 12:52	03/18/16 21:13	2
Beryllium	0.47		0.33	0.018	mg/Kg	☼	03/11/16 12:52	03/19/16 18:18	2
Cadmium	1.7		0.33	0.0060	mg/Kg	☼	03/11/16 12:52	03/18/16 21:13	2
Cobalt	5.0	B	0.33	0.0028	mg/Kg	☼	03/11/16 12:52	03/19/16 18:18	2
Chromium	51.7	B	0.65	0.098	mg/Kg	☼	03/11/16 12:52	03/19/16 18:18	2
Copper	53.3	B	0.65	0.16	mg/Kg	☼	03/11/16 12:52	03/19/16 18:18	2
Manganese	394		1.6	0.20	mg/Kg	☼	03/11/16 12:52	03/19/16 18:18	2
Nickel	12.3	B	0.65	0.063	mg/Kg	☼	03/11/16 12:52	03/19/16 18:18	2
Lead	657		0.33	0.073	mg/Kg	☼	03/11/16 12:52	03/19/16 18:18	2
Antimony	5.1		0.65	0.023	mg/Kg	☼	03/11/16 12:52	03/18/16 21:13	2
Selenium	2.0		1.6	0.065	mg/Kg	☼	03/11/16 12:52	03/18/16 21:13	2
Thallium	0.21	J	0.65	0.031	mg/Kg	☼	03/11/16 12:52	03/18/16 21:13	2
Vanadium	18.1		1.6	0.060	mg/Kg	☼	03/11/16 12:52	03/19/16 18:18	2
Zinc	605	B	6.5	0.81	mg/Kg	☼	03/11/16 12:52	03/19/16 18:18	2
Barium	426		1.6	0.36	mg/Kg	☼	03/11/16 12:52	03/18/16 21:13	2

**Method: 7471A - Mercury (CVAA)**

Analyte	Result	Qualifier	LOQ	LOD	Unit	D	Prepared	Analyzed	Dil Fac
Mercury	8.4		2.3	0.32	mg/Kg	☼	03/11/16 15:00	03/15/16 08:15	10

**General Chemistry**

Analyte	Result	Qualifier	LOQ	LOD	Unit	D	Prepared	Analyzed	Dil Fac
Total Organic Carbon	399000		2070	1030	mg/Kg	☼		03/16/16 15:44	1
Percent Solids	48.4		0.1	0.1	%			03/11/16 14:03	1
Percent Moisture	51.6		0.1	0.1	%			03/11/16 14:03	1

# Client Sample Results

Client: GHD Services Inc.  
Project/Site: 58505, Janesville WI, SSOW 108014

TestAmerica Job ID: 240-61959-1

**Client Sample ID: SE-030916-JN-010**

**Lab Sample ID: 240-61959-10**

**Date Collected: 03/09/16 16:00**

**Matrix: Solid**

**Date Received: 03/10/16 11:30**

**Percent Solids: 51.5**

**Method: 8260B - Volatile Organic Compounds (GC/MS)**

Analyte	Result	Qualifier	LOQ	LOD	Unit	D	Prepared	Analyzed	Dil Fac
Acetone	<620		2800	620	ug/Kg	☼	03/11/16 13:46	03/17/16 11:00	1
Benzene	<25		690	25	ug/Kg	☼	03/11/16 13:46	03/17/16 11:00	1
Dichlorobromomethane	<100		690	100	ug/Kg	☼	03/11/16 13:46	03/17/16 11:00	1
Bromoform	<170		690	170	ug/Kg	☼	03/11/16 13:46	03/17/16 11:00	1
Bromomethane	<140		690	140	ug/Kg	☼	03/11/16 13:46	03/17/16 11:00	1
2-Butanone (MEK)	<200		2800	200	ug/Kg	☼	03/11/16 13:46	03/17/16 11:00	1
Carbon disulfide	<150		690	150	ug/Kg	☼	03/11/16 13:46	03/17/16 11:00	1
Carbon tetrachloride	<50		690	50	ug/Kg	☼	03/11/16 13:46	03/17/16 11:00	1
Chlorobenzene	<36		690	36	ug/Kg	☼	03/11/16 13:46	03/17/16 11:00	1
Chloroethane	<140		690	140	ug/Kg	☼	03/11/16 13:46	03/17/16 11:00	1
Chloroform	<99		690	99	ug/Kg	☼	03/11/16 13:46	03/17/16 11:00	1
Chloromethane	<130		690	130	ug/Kg	☼	03/11/16 13:46	03/17/16 11:00	1
1,1-Dichloroethane	<96		690	96	ug/Kg	☼	03/11/16 13:46	03/17/16 11:00	1
1,2-Dichloroethane	<28		690	28	ug/Kg	☼	03/11/16 13:46	03/17/16 11:00	1
1,1-Dichloroethene	<83		690	83	ug/Kg	☼	03/11/16 13:46	03/17/16 11:00	1
1,2-Dichloropropane	<88		690	88	ug/Kg	☼	03/11/16 13:46	03/17/16 11:00	1
<b>1,2,4-Trimethylbenzene</b>	<b>380</b>	<b>J</b>	690	36	ug/Kg	☼	03/11/16 13:46	03/17/16 11:00	1
cis-1,3-Dichloropropene	<61		690	61	ug/Kg	☼	03/11/16 13:46	03/17/16 11:00	1
trans-1,3-Dichloropropene	<72		690	72	ug/Kg	☼	03/11/16 13:46	03/17/16 11:00	1
Ethylbenzene	<96		690	96	ug/Kg	☼	03/11/16 13:46	03/17/16 11:00	1
2-Hexanone	<230		2800	230	ug/Kg	☼	03/11/16 13:46	03/17/16 11:00	1
Methylene Chloride	<230		690	230	ug/Kg	☼	03/11/16 13:46	03/17/16 11:00	1
4-Methyl-2-pentanone (MIBK)	<150		2800	150	ug/Kg	☼	03/11/16 13:46	03/17/16 11:00	1
Styrene	<74		690	74	ug/Kg	☼	03/11/16 13:46	03/17/16 11:00	1
1,1,2,2-Tetrachloroethane	<69		690	69	ug/Kg	☼	03/11/16 13:46	03/17/16 11:00	1
Tetrachloroethene	<74		690	74	ug/Kg	☼	03/11/16 13:46	03/17/16 11:00	1
<b>Toluene</b>	<b>82</b>	<b>J B</b>	690	28	ug/Kg	☼	03/11/16 13:46	03/17/16 11:00	1
Trichloroethene	<110		690	110	ug/Kg	☼	03/11/16 13:46	03/17/16 11:00	1
<b>1,3,5-Trimethylbenzene</b>	<b>150</b>	<b>J</b>	690	41	ug/Kg	☼	03/11/16 13:46	03/17/16 11:00	1
Vinyl chloride	<47		690	47	ug/Kg	☼	03/11/16 13:46	03/17/16 11:00	1
<b>Xylenes, Total</b>	<b>150</b>	<b>J</b>	1400	88	ug/Kg	☼	03/11/16 13:46	03/17/16 11:00	1
1,1,1-Trichloroethane	<74		690	74	ug/Kg	☼	03/11/16 13:46	03/17/16 11:00	1
1,1,2-Trichloroethane	<52		690	52	ug/Kg	☼	03/11/16 13:46	03/17/16 11:00	1
<b>Cyclohexane</b>	<b>150</b>	<b>J</b>	1400	83	ug/Kg	☼	03/11/16 13:46	03/17/16 11:00	1
1,2-Dibromo-3-Chloropropane	<200		1400	200	ug/Kg	☼	03/11/16 13:46	03/17/16 11:00	1
Ethylene Dibromide	<88		690	88	ug/Kg	☼	03/11/16 13:46	03/17/16 11:00	1
Dichlorodifluoromethane	<170		690	170	ug/Kg	☼	03/11/16 13:46	03/17/16 11:00	1
cis-1,2-Dichloroethene	<100		690	100	ug/Kg	☼	03/11/16 13:46	03/17/16 11:00	1
trans-1,2-Dichloroethene	<72		690	72	ug/Kg	☼	03/11/16 13:46	03/17/16 11:00	1
<b>Isopropylbenzene</b>	<b>370</b>	<b>J</b>	690	36	ug/Kg	☼	03/11/16 13:46	03/17/16 11:00	1
<b>Methyl acetate</b>	<b>290</b>	<b>J</b>	1400	150	ug/Kg	☼	03/11/16 13:46	03/17/16 11:00	1
Methyl tert-butyl ether	<83		690	83	ug/Kg	☼	03/11/16 13:46	03/17/16 11:00	1
1,1,2-Trichloro-1,2,2-trifluoroethane	<120		690	120	ug/Kg	☼	03/11/16 13:46	03/17/16 11:00	1
1,2,4-Trichlorobenzene	<83		690	83	ug/Kg	☼	03/11/16 13:46	03/17/16 11:00	1
1,2-Dichlorobenzene	<52		690	52	ug/Kg	☼	03/11/16 13:46	03/17/16 11:00	1
1,3-Dichlorobenzene	<83		690	83	ug/Kg	☼	03/11/16 13:46	03/17/16 11:00	1
1,4-Dichlorobenzene	<110		690	110	ug/Kg	☼	03/11/16 13:46	03/17/16 11:00	1
Trichlorofluoromethane	<96		690	96	ug/Kg	☼	03/11/16 13:46	03/17/16 11:00	1
Chlorodibromomethane	<55		690	55	ug/Kg	☼	03/11/16 13:46	03/17/16 11:00	1

TestAmerica Canton

# Client Sample Results

Client: GHD Services Inc.  
Project/Site: 58505, Janesville WI, SSOW 108014

TestAmerica Job ID: 240-61959-1

**Client Sample ID: SE-030916-JN-010**

**Lab Sample ID: 240-61959-10**

**Date Collected: 03/09/16 16:00**

**Matrix: Solid**

**Date Received: 03/10/16 11:30**

**Percent Solids: 51.5**

**Method: 8260B - Volatile Organic Compounds (GC/MS) (Continued)**

Analyte	Result	Qualifier	LOQ	LOD	Unit	D	Prepared	Analyzed	Dil Fac
<b>Methylcyclohexane</b>	<b>1300</b>	<b>J</b>	1400	100	ug/Kg	☼	03/11/16 13:46	03/17/16 11:00	1
<b>Surrogate</b>	<b>%Recovery</b>	<b>Qualifier</b>	<b>Limits</b>				<b>Prepared</b>	<b>Analyzed</b>	<b>Dil Fac</b>
1,2-Dichloroethane-d4 (Surr)	77		39 - 128				03/11/16 13:46	03/17/16 11:00	1
4-Bromofluorobenzene (Surr)	60		26 - 141				03/11/16 13:46	03/17/16 11:00	1
Toluene-d8 (Surr)	65		33 - 134				03/11/16 13:46	03/17/16 11:00	1
Dibromofluoromethane (Surr)	69		30 - 122				03/11/16 13:46	03/17/16 11:00	1

**Method: 8270C - Semivolatile Organic Compounds (GC/MS)**

Analyte	Result	Qualifier	LOQ	LOD	Unit	D	Prepared	Analyzed	Dil Fac
<b>1,1'-Biphenyl</b>	<b>260</b>	<b>J</b>	2000	140	ug/Kg	☼	03/11/16 08:42	03/18/16 19:02	20
bis (2-chloroisopropyl) ether	<370		3900	370	ug/Kg	☼	03/11/16 08:42	03/18/16 19:02	20
2,4,5-Trichlorophenol	<980		5900	980	ug/Kg	☼	03/11/16 08:42	03/18/16 19:02	20
2,4,6-Trichlorophenol	<350		5900	350	ug/Kg	☼	03/11/16 08:42	03/18/16 19:02	20
2,4-Dichlorophenol	<780		5900	780	ug/Kg	☼	03/11/16 08:42	03/18/16 19:02	20
2,4-Dimethylphenol	<780		5900	780	ug/Kg	☼	03/11/16 08:42	03/18/16 19:02	20
2,4-Dinitrophenol	<820		13000	820	ug/Kg	☼	03/11/16 08:42	03/18/16 19:02	20
2,4-Dinitrotoluene	<660		7800	660	ug/Kg	☼	03/11/16 08:42	03/18/16 19:02	20
2,6-Dinitrotoluene	<820		7800	820	ug/Kg	☼	03/11/16 08:42	03/18/16 19:02	20
2-Chloronaphthalene	<18		2000	18	ug/Kg	☼	03/11/16 08:42	03/18/16 19:02	20
2-Chlorophenol	<320		2000	320	ug/Kg	☼	03/11/16 08:42	03/18/16 19:02	20
<b>2-Methylnaphthalene</b>	<b>3300</b>		260	20	ug/Kg	☼	03/11/16 08:42	03/18/16 19:02	20
2-Methylphenol	<430		7800	430	ug/Kg	☼	03/11/16 08:42	03/18/16 19:02	20
2-Nitroaniline	<360		7800	360	ug/Kg	☼	03/11/16 08:42	03/18/16 19:02	20
2-Nitrophenol	<320		2000	320	ug/Kg	☼	03/11/16 08:42	03/18/16 19:02	20
3,3'-Dichlorobenzidine	<700		3900	700	ug/Kg	☼	03/11/16 08:42	03/18/16 19:02	20
3-Nitroaniline	<620		7800	620	ug/Kg	☼	03/11/16 08:42	03/18/16 19:02	20
4,6-Dinitro-2-methylphenol	<360 *		5900	360	ug/Kg	☼	03/11/16 08:42	03/18/16 19:02	20
4-Bromophenyl phenyl ether	<510		2000	510	ug/Kg	☼	03/11/16 08:42	03/18/16 19:02	20
4-Chloro-3-methylphenol	<820		5900	820	ug/Kg	☼	03/11/16 08:42	03/18/16 19:02	20
4-Chloroaniline	<660		5900	660	ug/Kg	☼	03/11/16 08:42	03/18/16 19:02	20
4-Chlorophenyl phenyl ether	<510		2000	510	ug/Kg	☼	03/11/16 08:42	03/18/16 19:02	20
4-Nitroaniline	<1000		7800	1000	ug/Kg	☼	03/11/16 08:42	03/18/16 19:02	20
4-Nitrophenol	<660		13000	660	ug/Kg	☼	03/11/16 08:42	03/18/16 19:02	20
Acetophenone	<360		3900	360	ug/Kg	☼	03/11/16 08:42	03/18/16 19:02	20
Atrazine	<360		7800	360	ug/Kg	☼	03/11/16 08:42	03/18/16 19:02	20
Benzaldehyde	<470		3900	470	ug/Kg	☼	03/11/16 08:42	03/18/16 19:02	20
Bis(2-chloroethoxy)methane	<860		3900	860	ug/Kg	☼	03/11/16 08:42	03/18/16 19:02	20
Bis(2-chloroethyl)ether	<78		3900	78	ug/Kg	☼	03/11/16 08:42	03/18/16 19:02	20
Bis(2-ethylhexyl) phthalate	<740		2700	740	ug/Kg	☼	03/11/16 08:42	03/18/16 19:02	20
Butyl benzyl phthalate	<390		2700	390	ug/Kg	☼	03/11/16 08:42	03/18/16 19:02	20
Caprolactam	<1400		13000	1400	ug/Kg	☼	03/11/16 08:42	03/18/16 19:02	20
Carbazole	<1100		2000	1100	ug/Kg	☼	03/11/16 08:42	03/18/16 19:02	20
<b>Dibenzofuran</b>	<b>390</b>	<b>J</b>	2000	26	ug/Kg	☼	03/11/16 08:42	03/18/16 19:02	20
Diethyl phthalate	<620		2700	620	ug/Kg	☼	03/11/16 08:42	03/18/16 19:02	20
Dimethyl phthalate	<660		2700	660	ug/Kg	☼	03/11/16 08:42	03/18/16 19:02	20
<b>Di-n-butyl phthalate</b>	<b>3000</b>		2700	590	ug/Kg	☼	03/11/16 08:42	03/18/16 19:02	20
Di-n-octyl phthalate	<310		2700	310	ug/Kg	☼	03/11/16 08:42	03/18/16 19:02	20
Hexachlorobenzene	<82		260	82	ug/Kg	☼	03/11/16 08:42	03/18/16 19:02	20
Hexachlorobutadiene	<220		2000	220	ug/Kg	☼	03/11/16 08:42	03/18/16 19:02	20

TestAmerica Canton

# Client Sample Results

Client: GHD Services Inc.  
Project/Site: 58505, Janesville WI, SSOW 108014

TestAmerica Job ID: 240-61959-1

**Client Sample ID: SE-030916-JN-010**

**Lab Sample ID: 240-61959-10**

**Date Collected: 03/09/16 16:00**

**Matrix: Solid**

**Date Received: 03/10/16 11:30**

**Percent Solids: 51.5**

## Method: 8270C - Semivolatile Organic Compounds (GC/MS) (Continued)

Analyte	Result	Qualifier	LOQ	LOD	Unit	D	Prepared	Analyzed	Dil Fac
Hexachlorocyclopentadiene	<320		13000	320	ug/Kg	☼	03/11/16 08:42	03/18/16 19:02	20
Hexachloroethane	<350		2000	350	ug/Kg	☼	03/11/16 08:42	03/18/16 19:02	20
Isophorone	<510		2000	510	ug/Kg	☼	03/11/16 08:42	03/18/16 19:02	20
Nitrobenzene	<86		3900	86	ug/Kg	☼	03/11/16 08:42	03/18/16 19:02	20
N-Nitrosodi-n-propylamine	<250		2000	250	ug/Kg	☼	03/11/16 08:42	03/18/16 19:02	20
N-Nitrosodiphenylamine	<820		2000	820	ug/Kg	☼	03/11/16 08:42	03/18/16 19:02	20
Pentachlorophenol	<360		5900	360	ug/Kg	☼	03/11/16 08:42	03/18/16 19:02	20
Phenol	<280		2000	280	ug/Kg	☼	03/11/16 08:42	03/18/16 19:02	20
3 & 4 Methylphenol	<780		16000	780	ug/Kg	☼	03/11/16 08:42	03/18/16 19:02	20
<b>Fluorene</b>	<b>670</b>		260	21	ug/Kg	☼	03/11/16 08:42	03/18/16 19:02	20
Acenaphthylene	<14		260	14	ug/Kg	☼	03/11/16 08:42	03/18/16 19:02	20
<b>Benzo[g,h,i]perylene</b>	<b>480</b>		260	14	ug/Kg	☼	03/11/16 08:42	03/18/16 19:02	20
<b>Phenanthrene</b>	<b>3500</b>		260	28	ug/Kg	☼	03/11/16 08:42	03/18/16 19:02	20
<b>Benzo[k]fluoranthene</b>	<b>460</b>		260	27	ug/Kg	☼	03/11/16 08:42	03/18/16 19:02	20
<b>Benzo[a]pyrene</b>	<b>990</b>		260	25	ug/Kg	☼	03/11/16 08:42	03/18/16 19:02	20
<b>Anthracene</b>	<b>830</b>		260	30	ug/Kg	☼	03/11/16 08:42	03/18/16 19:02	20
<b>Pyrene</b>	<b>2700</b>		260	17	ug/Kg	☼	03/11/16 08:42	03/18/16 19:02	20
<b>Dibenz(a,h)anthracene</b>	<b>170</b>	J	260	26	ug/Kg	☼	03/11/16 08:42	03/18/16 19:02	20
<b>Naphthalene</b>	<b>1500</b>		260	32	ug/Kg	☼	03/11/16 08:42	03/18/16 19:02	20
<b>Fluoranthene</b>	<b>2900</b>		260	21	ug/Kg	☼	03/11/16 08:42	03/18/16 19:02	20
<b>Benzo[a]anthracene</b>	<b>1400</b>		260	25	ug/Kg	☼	03/11/16 08:42	03/18/16 19:02	20
<b>Indeno[1,2,3-cd]pyrene</b>	<b>420</b>		260	14	ug/Kg	☼	03/11/16 08:42	03/18/16 19:02	20
<b>Chrysene</b>	<b>2100</b>		260	43	ug/Kg	☼	03/11/16 08:42	03/18/16 19:02	20
<b>Acenaphthene</b>	<b>490</b>		260	30	ug/Kg	☼	03/11/16 08:42	03/18/16 19:02	20
<b>Benzo[b]fluoranthene</b>	<b>1300</b>		260	23	ug/Kg	☼	03/11/16 08:42	03/18/16 19:02	20

Surrogate	%Recovery	Qualifier	Limits	Prepared	Analyzed	Dil Fac
2-Fluorobiphenyl (Surr)	76		24 - 110	03/11/16 08:42	03/18/16 19:02	20
2-Fluorophenol (Surr)	77		24 - 110	03/11/16 08:42	03/18/16 19:02	20
2,4,6-Tribromophenol (Surr)	62		10 - 110	03/11/16 08:42	03/18/16 19:02	20
Nitrobenzene-d5 (Surr)	175	X	20 - 110	03/11/16 08:42	03/18/16 19:02	20
Phenol-d5 (Surr)	83		26 - 110	03/11/16 08:42	03/18/16 19:02	20
Terphenyl-d14 (Surr)	77		36 - 110	03/11/16 08:42	03/18/16 19:02	20

## Method: 8082 - Polychlorinated Biphenyls (PCBs) by Gas Chromatography

Analyte	Result	Qualifier	LOQ	LOD	Unit	D	Prepared	Analyzed	Dil Fac
Aroclor-1016	<46		130	46	ug/Kg	☼	03/11/16 07:38	03/15/16 22:10	2
Aroclor-1221	<62		130	62	ug/Kg	☼	03/11/16 07:38	03/15/16 22:10	2
Aroclor-1232	<77		130	77	ug/Kg	☼	03/11/16 07:38	03/15/16 22:10	2
Aroclor-1242	<42		130	42	ug/Kg	☼	03/11/16 07:38	03/15/16 22:10	2
Aroclor-1248	<31		130	31	ug/Kg	☼	03/11/16 07:38	03/15/16 22:10	2
Aroclor-1254	<54		130	54	ug/Kg	☼	03/11/16 07:38	03/15/16 22:10	2
Aroclor-1260	<35		130	35	ug/Kg	☼	03/11/16 07:38	03/15/16 22:10	2
Aroclor-1262	<39		130	39	ug/Kg	☼	03/11/16 07:38	03/15/16 22:10	2
Aroclor-1268	<50	^c	130	50	ug/Kg	☼	03/11/16 07:38	03/15/16 22:10	2

Surrogate	%Recovery	Qualifier	Limits	Prepared	Analyzed	Dil Fac
Tetrachloro-m-xylene	120	p	13 - 134	03/11/16 07:38	03/15/16 22:10	2
DCB Decachlorobiphenyl	181	p X	10 - 155	03/11/16 07:38	03/15/16 22:10	2

TestAmerica Canton

# Client Sample Results

Client: GHD Services Inc.  
 Project/Site: 58505, Janesville WI, SSOW 108014

TestAmerica Job ID: 240-61959-1

**Client Sample ID: SE-030916-JN-010**

**Lab Sample ID: 240-61959-10**

**Date Collected: 03/09/16 16:00**

**Matrix: Solid**

**Date Received: 03/10/16 11:30**

**Percent Solids: 51.5**

**Method: 6020 - Metals (ICP/MS)**

Analyte	Result	Qualifier	LOQ	LOD	Unit	D	Prepared	Analyzed	Dil Fac
Silver	0.20	J B	0.36	0.0025	mg/Kg	☼	03/11/16 12:52	03/18/16 21:22	2
Arsenic	16.3		1.8	0.047	mg/Kg	☼	03/11/16 12:52	03/18/16 21:22	2
Beryllium	0.53		0.36	0.020	mg/Kg	☼	03/11/16 12:52	03/19/16 18:22	2
Cadmium	3.9		0.36	0.0067	mg/Kg	☼	03/11/16 12:52	03/18/16 21:22	2
Cobalt	5.9	B	0.36	0.0031	mg/Kg	☼	03/11/16 12:52	03/19/16 18:22	2
Chromium	164	B	0.73	0.11	mg/Kg	☼	03/11/16 12:52	03/19/16 18:22	2
Copper	106	B	0.73	0.18	mg/Kg	☼	03/11/16 12:52	03/19/16 18:22	2
Manganese	377		1.8	0.22	mg/Kg	☼	03/11/16 12:52	03/19/16 18:22	2
Nickel	13.8	B	0.73	0.071	mg/Kg	☼	03/11/16 12:52	03/19/16 18:22	2
Lead	1280		0.36	0.082	mg/Kg	☼	03/11/16 12:52	03/19/16 18:22	2
Antimony	17.2		0.73	0.025	mg/Kg	☼	03/11/16 12:52	03/18/16 21:22	2
Selenium	2.0		1.8	0.073	mg/Kg	☼	03/11/16 12:52	03/18/16 21:22	2
Thallium	0.23	J	0.73	0.034	mg/Kg	☼	03/11/16 12:52	03/18/16 21:22	2
Vanadium	17.9		1.8	0.067	mg/Kg	☼	03/11/16 12:52	03/19/16 18:22	2
Zinc	1750	B	7.3	0.91	mg/Kg	☼	03/11/16 12:52	03/19/16 18:22	2
Barium	1550		1.8	0.40	mg/Kg	☼	03/11/16 12:52	03/18/16 21:22	2

**Method: 7471A - Mercury (CVAA)**

Analyte	Result	Qualifier	LOQ	LOD	Unit	D	Prepared	Analyzed	Dil Fac
Mercury	15.2		1.9	0.27	mg/Kg	☼	03/11/16 15:00	03/15/16 08:20	10

**General Chemistry**

Analyte	Result	Qualifier	LOQ	LOD	Unit	D	Prepared	Analyzed	Dil Fac
Total Organic Carbon	114000		1940	970	mg/Kg	☼		03/16/16 15:55	1
Percent Solids	51.5		0.1	0.1	%			03/11/16 14:03	1
Percent Moisture	48.5		0.1	0.1	%			03/11/16 14:03	1



# Client Sample Results

Client: GHD Services Inc.  
 Project/Site: 58505, Janesville WI, SSOW 108014

TestAmerica Job ID: 240-61959-1

**Client Sample ID: TB-030916-JN-001**

**Lab Sample ID: 240-61959-11**

**Date Collected: 03/09/16 00:00**

**Matrix: Water**

**Date Received: 03/10/16 11:30**

**Method: 8260B - Volatile Organic Compounds (GC/MS)**

Analyte	Result	Qualifier	LOQ	LOD	Unit	D	Prepared	Analyzed	Dil Fac
Acetone	<0.94		10	0.94	ug/L			03/14/16 13:52	1
Benzene	<0.35		1.0	0.35	ug/L			03/14/16 13:52	1
Dichlorobromomethane	<0.29		1.0	0.29	ug/L			03/14/16 13:52	1
Bromoform	<0.56		1.0	0.56	ug/L			03/14/16 13:52	1
Bromomethane	<0.44		1.0	0.44	ug/L			03/14/16 13:52	1
2-Butanone (MEK)	<0.53		10	0.53	ug/L			03/14/16 13:52	1
Carbon disulfide	<0.38		1.0	0.38	ug/L			03/14/16 13:52	1
Carbon tetrachloride	<0.43		1.0	0.43	ug/L			03/14/16 13:52	1
Chlorobenzene	<0.25		1.0	0.25	ug/L			03/14/16 13:52	1
Chloroethane	<0.32		1.0	0.32	ug/L			03/14/16 13:52	1
Chloroform	<0.25		1.0	0.25	ug/L			03/14/16 13:52	1
Chloromethane	<0.44		1.0	0.44	ug/L			03/14/16 13:52	1
1,1-Dichloroethane	<0.30		1.0	0.30	ug/L			03/14/16 13:52	1
1,2-Dichloroethane	<0.23		1.0	0.23	ug/L			03/14/16 13:52	1
1,1-Dichloroethene	<0.45		1.0	0.45	ug/L			03/14/16 13:52	1
1,2-Dichloropropane	<0.25		1.0	0.25	ug/L			03/14/16 13:52	1
1,2,4-Trimethylbenzene	<0.41		1.0	0.41	ug/L			03/14/16 13:52	1
cis-1,3-Dichloropropene	<0.46		1.0	0.46	ug/L			03/14/16 13:52	1
trans-1,3-Dichloropropene	<0.56		1.0	0.56	ug/L			03/14/16 13:52	1
Ethylbenzene	<0.25		1.0	0.25	ug/L			03/14/16 13:52	1
2-Hexanone	<0.48		10	0.48	ug/L			03/14/16 13:52	1
<b>Methylene Chloride</b>	<b>0.39</b>	<b>J B</b>	1.0	0.33	ug/L			03/14/16 13:52	1
4-Methyl-2-pentanone (MIBK)	<0.99		10	0.99	ug/L			03/14/16 13:52	1
Styrene	<0.45		1.0	0.45	ug/L			03/14/16 13:52	1
1,1,2,2-Tetrachloroethane	<0.22		1.0	0.22	ug/L			03/14/16 13:52	1
Tetrachloroethene	<0.31		1.0	0.31	ug/L			03/14/16 13:52	1
Toluene	<0.23		1.0	0.23	ug/L			03/14/16 13:52	1
Trichloroethene	<0.22		1.0	0.22	ug/L			03/14/16 13:52	1
1,3,5-Trimethylbenzene	<0.48		1.0	0.48	ug/L			03/14/16 13:52	1
Vinyl chloride	<0.29		1.0	0.29	ug/L			03/14/16 13:52	1
Xylenes, Total	<0.52		2.0	0.52	ug/L			03/14/16 13:52	1
1,1,1-Trichloroethane	<0.44		1.0	0.44	ug/L			03/14/16 13:52	1
1,1,2-Trichloroethane	<0.24		1.0	0.24	ug/L			03/14/16 13:52	1
Cyclohexane	<0.45		1.0	0.45	ug/L			03/14/16 13:52	1
1,2-Dibromo-3-Chloropropane	<0.82		2.0	0.82	ug/L			03/14/16 13:52	1
Ethylene Dibromide	<0.32		1.0	0.32	ug/L			03/14/16 13:52	1
Dichlorodifluoromethane	<0.32		1.0	0.32	ug/L			03/14/16 13:52	1
cis-1,2-Dichloroethene	<0.26		1.0	0.26	ug/L			03/14/16 13:52	1
trans-1,2-Dichloroethene	<0.30		1.0	0.30	ug/L			03/14/16 13:52	1
Isopropylbenzene	<0.35		1.0	0.35	ug/L			03/14/16 13:52	1
Methyl acetate	<2.3		10	2.3	ug/L			03/14/16 13:52	1
Methyl tert-butyl ether	<0.20		1.0	0.20	ug/L			03/14/16 13:52	1
1,1,2-Trichloro-1,2,2-trifluoroethane	<0.45		1.0	0.45	ug/L			03/14/16 13:52	1
1,2,4-Trichlorobenzene	<0.32		1.0	0.32	ug/L			03/14/16 13:52	1
1,2-Dichlorobenzene	<0.25		1.0	0.25	ug/L			03/14/16 13:52	1
1,3-Dichlorobenzene	<0.19		1.0	0.19	ug/L			03/14/16 13:52	1
1,4-Dichlorobenzene	<0.27		1.0	0.27	ug/L			03/14/16 13:52	1
Trichlorofluoromethane	<0.49		1.0	0.49	ug/L			03/14/16 13:52	1
Chlorodibromomethane	<0.43		1.0	0.43	ug/L			03/14/16 13:52	1

TestAmerica Canton

# Client Sample Results

Client: GHD Services Inc.  
 Project/Site: 58505, Janesville WI, SSOW 108014

TestAmerica Job ID: 240-61959-1

**Client Sample ID: TB-030916-JN-001**

**Lab Sample ID: 240-61959-11**

**Date Collected: 03/09/16 00:00**

**Matrix: Water**

**Date Received: 03/10/16 11:30**

**Method: 8260B - Volatile Organic Compounds (GC/MS) (Continued)**

Analyte	Result	Qualifier	LOQ	LOD	Unit	D	Prepared	Analyzed	Dil Fac
Methylcyclohexane	<0.43		1.0	0.43	ug/L			03/14/16 13:52	1
Surrogate	%Recovery	Qualifier	Limits				Prepared	Analyzed	Dil Fac
1,2-Dichloroethane-d4 (Surr)	108		78 - 125					03/14/16 13:52	1
4-Bromofluorobenzene (Surr)	92		61 - 120					03/14/16 13:52	1
Toluene-d8 (Surr)	98		80 - 120					03/14/16 13:52	1
Dibromofluoromethane (Surr)	105		79 - 120					03/14/16 13:52	1

# Client Sample Results

Client: GHD Services Inc.  
 Project/Site: 58505, Janesville WI, SSOW 108014

TestAmerica Job ID: 240-61959-1

**Client Sample ID: SE-030916-JN-001**

**Lab Sample ID: 240-61959-12**

**Date Collected: 03/09/16 12:45**

**Matrix: Sediment**

**Date Received: 03/10/16 11:30**

**Percent Solids: 41.9**

**Method: 6010B - Metals (ICP) - SEM/AVS**

Analyte	Result	Qualifier	LOQ	LOD	Unit	D	Prepared	Analyzed	Dil Fac
<b>Cadmium SEM</b>	<b>3.7</b>		0.30	0.015	mg/Kg	☼	03/16/16 14:00	03/18/16 18:34	1
Silver SEM	<0.082		0.60	0.082	mg/Kg	☼	03/16/16 14:00	03/21/16 11:17	2
<b>Copper SEM</b>	<b>24.8</b>		1.5	0.058	mg/Kg	☼	03/16/16 14:00	03/18/16 18:34	1
<b>Lead SEM</b>	<b>839</b>		1.2	0.25	mg/Kg	☼	03/16/16 14:00	03/21/16 11:17	2
<b>Nickel SEM</b>	<b>7.4 B</b>		2.4	0.053	mg/Kg	☼	03/16/16 14:00	03/18/16 18:34	1
<b>Zinc SEM</b>	<b>2080 B</b>		11.9	0.35	mg/Kg	☼	03/16/16 14:00	03/21/16 11:17	2

**Method: 7470A - Mercury (CVAA) - SEM/AVS**

Analyte	Result	Qualifier	LOQ	LOD	Unit	D	Prepared	Analyzed	Dil Fac
Mercury SEM	<0.0031		0.012	0.0031	mg/Kg	☼	03/16/16 14:00	03/18/16 11:58	1

**Method: SEM - Metals, Simultaneously Extracted Metals (SEM) - SEM/AVS**

Analyte	Result	Qualifier	LOQ	LOD	Unit	D	Prepared	Analyzed	Dil Fac
<b>SEM/AVS Ratio</b>	<b>1.68</b>		0.00100	0.00100	NONE			03/22/16 10:41	1

**General Chemistry**

Analyte	Result	Qualifier	LOQ	LOD	Unit	D	Prepared	Analyzed	Dil Fac
<b>Percent Moisture</b>	<b>58.1</b>		0.1	0.1	%			03/16/16 12:42	1
<b>Percent Solids</b>	<b>41.9</b>		0.1	0.1	%			03/16/16 12:42	1

**General Chemistry - SEM/AVS**

Analyte	Result	Qualifier	LOQ	LOD	Unit	D	Prepared	Analyzed	Dil Fac
<b>Acid Volatile Sulfides (AVS)</b>	<b>693</b>		35.7	7.1	mg/Kg	☼	03/16/16 14:00	03/16/16 17:51	1

# Client Sample Results

Client: GHD Services Inc.  
 Project/Site: 58505, Janesville WI, SSOW 108014

TestAmerica Job ID: 240-61959-1

**Client Sample ID: SE-030916-JN-004**

**Lab Sample ID: 240-61959-13**

**Date Collected: 03/09/16 14:25**

**Matrix: Sediment**

**Date Received: 03/10/16 11:30**

**Percent Solids: 53.6**

**Method: 6010B - Metals (ICP) - SEM/AVS**

Analyte	Result	Qualifier	LOQ	LOD	Unit	D	Prepared	Analyzed	Dil Fac
<b>Cadmium SEM</b>	<b>3.2</b>		0.23	0.012	mg/Kg	☼	03/16/16 14:00	03/18/16 18:29	1
Silver SEM	<0.032		0.23	0.032	mg/Kg	☼	03/16/16 14:00	03/18/16 18:29	1
<b>Copper SEM</b>	<b>55.1</b>		1.2	0.045	mg/Kg	☼	03/16/16 14:00	03/18/16 18:29	1
<b>Lead SEM</b>	<b>1800</b>		2.3	0.49	mg/Kg	☼	03/16/16 14:00	03/21/16 11:22	5
<b>Nickel SEM</b>	<b>6.1</b>	<b>B</b>	1.9	0.041	mg/Kg	☼	03/16/16 14:00	03/18/16 18:29	1
<b>Zinc SEM</b>	<b>1010</b>	<b>B</b>	4.7	0.14	mg/Kg	☼	03/16/16 14:00	03/18/16 18:29	1

**Method: 7470A - Mercury (CVAA) - SEM/AVS**

Analyte	Result	Qualifier	LOQ	LOD	Unit	D	Prepared	Analyzed	Dil Fac
<b>Mercury SEM</b>	<b>0.0030</b>	<b>J</b>	0.0093	0.0024	mg/Kg	☼	03/16/16 14:00	03/18/16 11:59	1

**Method: SEM - Metals, Simultaneously Extracted Metals (SEM) - SEM/AVS**

Analyte	Result	Qualifier	LOQ	LOD	Unit	D	Prepared	Analyzed	Dil Fac
<b>SEM/AVS Ratio</b>	<b>6.81</b>		0.00100	0.00100	NONE			03/22/16 10:41	1

**General Chemistry**

Analyte	Result	Qualifier	LOQ	LOD	Unit	D	Prepared	Analyzed	Dil Fac
<b>Percent Moisture</b>	<b>46.4</b>		0.1	0.1	%			03/16/16 12:42	1
<b>Percent Solids</b>	<b>53.6</b>		0.1	0.1	%			03/16/16 12:42	1

**General Chemistry - SEM/AVS**

Analyte	Result	Qualifier	LOQ	LOD	Unit	D	Prepared	Analyzed	Dil Fac
<b>Acid Volatile Sulfides (AVS)</b>	<b>118</b>		27.9	5.6	mg/Kg	☼	03/16/16 14:00	03/16/16 17:53	1

# Client Sample Results

Client: GHD Services Inc.  
 Project/Site: 58505, Janesville WI, SSOW 108014

TestAmerica Job ID: 240-61959-1

**Client Sample ID: SE-030916-JN-007**

**Lab Sample ID: 240-61959-14**

**Date Collected: 03/09/16 15:45**

**Matrix: Sediment**

**Date Received: 03/10/16 11:30**

**Percent Solids: 47.7**

**Method: 6010B - Metals (ICP) - SEM/AVS**

Analyte	Result	Qualifier	LOQ	LOD	Unit	D	Prepared	Analyzed	Dil Fac
<b>Cadmium SEM</b>	<b>5.6</b>		0.26	0.013	mg/Kg	☼	03/16/16 14:00	03/18/16 18:23	1
Silver SEM	<0.18		1.3	0.18	mg/Kg	☼	03/16/16 14:00	03/21/16 11:28	5
<b>Copper SEM</b>	<b>138</b>		1.3	0.051	mg/Kg	☼	03/16/16 14:00	03/18/16 18:23	1
<b>Lead SEM</b>	<b>1940</b>		2.6	0.55	mg/Kg	☼	03/16/16 14:00	03/21/16 11:28	5
<b>Nickel SEM</b>	<b>10.2</b>	<b>B</b>	2.1	0.047	mg/Kg	☼	03/16/16 14:00	03/18/16 18:23	1
<b>Zinc SEM</b>	<b>2960</b>	<b>B</b>	26.3	0.77	mg/Kg	☼	03/16/16 14:00	03/21/16 11:28	5

**Method: 7470A - Mercury (CVAA) - SEM/AVS**

Analyte	Result	Qualifier	LOQ	LOD	Unit	D	Prepared	Analyzed	Dil Fac
Mercury SEM	<0.0027		0.011	0.0027	mg/Kg	☼	03/16/16 14:00	03/18/16 12:01	1

**Method: SEM - Metals, Simultaneously Extracted Metals (SEM) - SEM/AVS**

Analyte	Result	Qualifier	LOQ	LOD	Unit	D	Prepared	Analyzed	Dil Fac
<b>SEM/AVS Ratio</b>	<b>3.28</b>		0.00100	0.00100	NONE			03/22/16 10:41	1

**General Chemistry**

Analyte	Result	Qualifier	LOQ	LOD	Unit	D	Prepared	Analyzed	Dil Fac
<b>Percent Moisture</b>	<b>52.3</b>		0.1	0.1	%			03/16/16 12:42	1
<b>Percent Solids</b>	<b>47.7</b>		0.1	0.1	%			03/16/16 12:42	1

**General Chemistry - SEM/AVS**

Analyte	Result	Qualifier	LOQ	LOD	Unit	D	Prepared	Analyzed	Dil Fac
<b>Acid Volatile Sulfides (AVS)</b>	<b>558</b>		31.5	6.3	mg/Kg	☼	03/16/16 14:00	03/16/16 17:56	1

# Surrogate Summary

Client: GHD Services Inc.  
Project/Site: 58505, Janesville WI, SSOW 108014

TestAmerica Job ID: 240-61959-1

## Method: 8260B - Volatile Organic Compounds (GC/MS)

Matrix: Solid

Prep Type: Total/NA

Lab Sample ID	Client Sample ID	Percent Surrogate Recovery (Acceptance Limits)			
		12DCE (58-123)	BFB (52-136)	TOL (67-125)	DBFM (37-132)
240-61959-1	SE-030916-JN-001	84	196 X	156 X	94
240-61959-2	SE-030916-JN-002	88	144 X	130 X	95
240-61959-3	SE-030916-JN-003	88	166 X	139 X	98
240-61959-4	SE-030916-JN-004	94	112	108	100
240-61959-5	SE-030916-JN-005	89	195 X	150 X	97
240-61959-6	SE-030916-JN-006	88	103	114	95
LCS 240-221125/4	Lab Control Sample	90	101	105	101
MB 240-221125/5	Method Blank	95	104	107	99

### Surrogate Legend

12DCE = 1,2-Dichloroethane-d4 (Surr)  
BFB = 4-Bromofluorobenzene (Surr)  
TOL = Toluene-d8 (Surr)  
DBFM = Dibromofluoromethane (Surr)

## Method: 8260B - Volatile Organic Compounds (GC/MS)

Matrix: Solid

Prep Type: Total/NA

Lab Sample ID	Client Sample ID	Percent Surrogate Recovery (Acceptance Limits)			
		12DCE (39-128)	BFB (26-141)	TOL (33-134)	DBFM (30-122)
240-61959-7	SE-030916-JN-007	78	59	65	72
240-61959-8	SE-030916-JN-008	74	52	58	66
240-61959-8 MS	SE-030916-JN-008	64	54	50	64
240-61959-8 MSD	SE-030916-JN-008	70	58	52	71
240-61959-9	SE-030916-JN-009	74	50	54	69
240-61959-10	SE-030916-JN-010	77	60	65	69
LCS 240-221222/2-A	Lab Control Sample	88	85	84	88
MB 240-221222/1-A	Method Blank	82	81	81	73

### Surrogate Legend

12DCE = 1,2-Dichloroethane-d4 (Surr)  
BFB = 4-Bromofluorobenzene (Surr)  
TOL = Toluene-d8 (Surr)  
DBFM = Dibromofluoromethane (Surr)

## Method: 8260B - Volatile Organic Compounds (GC/MS)

Matrix: Water

Prep Type: Total/NA

Lab Sample ID	Client Sample ID	Percent Surrogate Recovery (Acceptance Limits)			
		12DCE (78-125)	BFB (61-120)	TOL (80-120)	DBFM (79-120)
240-61959-11	TB-030916-JN-001	108	92	98	105
LCS 240-221437/4	Lab Control Sample	103	108	102	103
MB 240-221437/6	Method Blank	108	92	98	105

### Surrogate Legend

12DCE = 1,2-Dichloroethane-d4 (Surr)  
BFB = 4-Bromofluorobenzene (Surr)  
TOL = Toluene-d8 (Surr)

TestAmerica Canton

# Surrogate Summary

Client: GHD Services Inc.  
Project/Site: 58505, Janesville WI, SSOW 108014

TestAmerica Job ID: 240-61959-1

DBFM = Dibromofluoromethane (Surr)

## Method: 8270C - Semivolatile Organic Compounds (GC/MS)

Matrix: Solid

Prep Type: Total/NA

Lab Sample ID	Client Sample ID	Percent Surrogate Recovery (Acceptance Limits)					
		FBP (24-110)	2FP (24-110)	TBP (10-110)	NBZ (20-110)	PHL (26-110)	TPH (36-110)
240-61959-1	SE-030916-JN-001	71	74	35	106	43	87
240-61959-2	SE-030916-JN-002	64	36	48	109	37	68
240-61959-3	SE-030916-JN-003	178 X	192 X	192 X	0 X	208 X	183 X
240-61959-4	SE-030916-JN-004	66	75	44	132 X	79	74
240-61959-5	SE-030916-JN-005	87	74	60	119 X	58	89
240-61959-6	SE-030916-JN-006	79	71	68	67	64	83
240-61959-7	SE-030916-JN-007	61	25	36	0 X	54	74
240-61959-8	SE-030916-JN-008	90	90	88	0 X	88	109
240-61959-9	SE-030916-JN-009	69	46	49	0 X	147 X	82
240-61959-10	SE-030916-JN-010	76	77	62	175 X	83	77
LCS 240-221127/24-A	Lab Control Sample	72	72	50	68	72	85
MB 240-221127/23-A	Method Blank	72	66	34	63	68	87

### Surrogate Legend

FBP = 2-Fluorobiphenyl (Surr)  
2FP = 2-Fluorophenol (Surr)  
TBP = 2,4,6-Tribromophenol (Surr)  
NBZ = Nitrobenzene-d5 (Surr)  
PHL = Phenol-d5 (Surr)  
TPH = Terphenyl-d14 (Surr)

## Method: 1630 - Methyl Mercury (GC)

Matrix: Solid

Prep Type: Total/NA

Lab Sample ID	Client Sample ID	Percent Surrogate Recovery (Acceptance Limits)
		nPMC (10-149)
240-61959-1	SE-030916-JN-001	41
240-61959-1 MS	SE-030916-JN-001	37
240-61959-1 MSD	SE-030916-JN-001	30
240-61959-4	SE-030916-JN-004	42
240-61959-7	SE-030916-JN-007	29
LCS 240-221445/2-A	Lab Control Sample	19
MB 240-221445/1-A	Method Blank	22

### Surrogate Legend

nPMC = n-Propyl Mercury Chloride

## Method: 8082 - Polychlorinated Biphenyls (PCBs) by Gas Chromatography

Matrix: Solid

Prep Type: Total/NA

Lab Sample ID	Client Sample ID	Percent Surrogate Recovery (Acceptance Limits)	
		TCX1 (13-134)	DCB1 (10-155)
240-61959-1	SE-030916-JN-001	277 X	2950 X ^c
240-61959-2	SE-030916-JN-002	60	173 p X
240-61959-3	SE-030916-JN-003	126 p	458 p X
240-61959-4	SE-030916-JN-004	191 X	1287 ^c X

TestAmerica Canton

# Surrogate Summary

Client: GHD Services Inc.  
Project/Site: 58505, Janesville WI, SSOW 108014

TestAmerica Job ID: 240-61959-1

## Method: 8082 - Polychlorinated Biphenyls (PCBs) by Gas Chromatography (Continued)

Matrix: Solid

Prep Type: Total/NA

### Percent Surrogate Recovery (Acceptance Limits)

Lab Sample ID	Client Sample ID	TCX1 (13-134)	DCB1 (10-155)
240-61959-5	SE-030916-JN-005	76	56 p
240-61959-6	SE-030916-JN-006	97	265 p X
240-61959-7	SE-030916-JN-007	71 p	103 p
240-61959-8	SE-030916-JN-008	65 p	73 p
240-61959-9	SE-030916-JN-009	91 p	127 p
240-61959-10	SE-030916-JN-010	120 p	181 p X
LCS 240-221107/23-A	Lab Control Sample	95	94
MB 240-221107/22-A	Method Blank	65	76

### Surrogate Legend

TCX = Tetrachloro-m-xylene

DCB = DCB Decachlorobiphenyl



# QC Sample Results

Client: GHD Services Inc.  
 Project/Site: 58505, Janesville WI, SSOW 108014

TestAmerica Job ID: 240-61959-1

## Method: 8260B - Volatile Organic Compounds (GC/MS)

**Lab Sample ID: MB 240-221125/5**

**Matrix: Solid**

**Analysis Batch: 221125**

**Client Sample ID: Method Blank**

**Prep Type: Total/NA**

Analyte	MB Result	MB Qualifier	LOQ	LOD	Unit	D	Prepared	Analyzed	Dil Fac
Acetone	12.3	J	20	5.7	ug/Kg			03/11/16 12:30	1
Benzene	<0.90		5.0	0.90	ug/Kg			03/11/16 12:30	1
Dichlorobromomethane	<0.29		5.0	0.29	ug/Kg			03/11/16 12:30	1
Bromoform	<0.24		5.0	0.24	ug/Kg			03/11/16 12:30	1
Bromomethane	<0.42		5.0	0.42	ug/Kg			03/11/16 12:30	1
2-Butanone (MEK)	1.63	J	20	1.1	ug/Kg			03/11/16 12:30	1
Carbon disulfide	<0.59		5.0	0.59	ug/Kg			03/11/16 12:30	1
Carbon tetrachloride	<0.65		5.0	0.65	ug/Kg			03/11/16 12:30	1
Chlorobenzene	<0.53		5.0	0.53	ug/Kg			03/11/16 12:30	1
Chloroethane	<0.44		5.0	0.44	ug/Kg			03/11/16 12:30	1
Chloroform	<0.36		5.0	0.36	ug/Kg			03/11/16 12:30	1
Chloromethane	<0.79		5.0	0.79	ug/Kg			03/11/16 12:30	1
1,1-Dichloroethane	<0.34		5.0	0.34	ug/Kg			03/11/16 12:30	1
1,2-Dichloroethane	<0.46		5.0	0.46	ug/Kg			03/11/16 12:30	1
1,1-Dichloroethene	<0.80		5.0	0.80	ug/Kg			03/11/16 12:30	1
1,2-Dichloropropane	<0.14		5.0	0.14	ug/Kg			03/11/16 12:30	1
1,2,4-Trimethylbenzene	<0.58		5.0	0.58	ug/Kg			03/11/16 12:30	1
cis-1,3-Dichloropropene	<0.71		5.0	0.71	ug/Kg			03/11/16 12:30	1
trans-1,3-Dichloropropene	<0.29		5.0	0.29	ug/Kg			03/11/16 12:30	1
Ethylbenzene	<0.32		5.0	0.32	ug/Kg			03/11/16 12:30	1
2-Hexanone	<0.68		20	0.68	ug/Kg			03/11/16 12:30	1
Methylene Chloride	4.01	J	5.0	0.74	ug/Kg			03/11/16 12:30	1
4-Methyl-2-pentanone (MIBK)	<1.2		20	1.2	ug/Kg			03/11/16 12:30	1
Styrene	<0.40		5.0	0.40	ug/Kg			03/11/16 12:30	1
1,1,2,2-Tetrachloroethane	<0.31		5.0	0.31	ug/Kg			03/11/16 12:30	1
Tetrachloroethene	<0.80		5.0	0.80	ug/Kg			03/11/16 12:30	1
Toluene	<0.27		5.0	0.27	ug/Kg			03/11/16 12:30	1
Trichloroethene	<0.38		5.0	0.38	ug/Kg			03/11/16 12:30	1
1,3,5-Trimethylbenzene	<0.29		5.0	0.29	ug/Kg			03/11/16 12:30	1
Vinyl chloride	<0.30		5.0	0.30	ug/Kg			03/11/16 12:30	1
Xylenes, Total	<0.54		10	0.54	ug/Kg			03/11/16 12:30	1
1,1,1-Trichloroethane	<0.65		5.0	0.65	ug/Kg			03/11/16 12:30	1
1,1,2-Trichloroethane	<0.37		5.0	0.37	ug/Kg			03/11/16 12:30	1
Cyclohexane	<0.48		10	0.48	ug/Kg			03/11/16 12:30	1
1,2-Dibromo-3-Chloropropane	<2.7		10	2.7	ug/Kg			03/11/16 12:30	1
Ethylene Dibromide	<0.53		5.0	0.53	ug/Kg			03/11/16 12:30	1
Dichlorodifluoromethane	<0.28		5.0	0.28	ug/Kg			03/11/16 12:30	1
cis-1,2-Dichloroethene	<0.28		5.0	0.28	ug/Kg			03/11/16 12:30	1
trans-1,2-Dichloroethene	<0.32		5.0	0.32	ug/Kg			03/11/16 12:30	1
Isopropylbenzene	<0.20		5.0	0.20	ug/Kg			03/11/16 12:30	1
Methyl acetate	<2.0		10	2.0	ug/Kg			03/11/16 12:30	1
Methyl tert-butyl ether	<0.43		5.0	0.43	ug/Kg			03/11/16 12:30	1
1,1,2-Trichloro-1,2,2-trifluoroethane	<0.42		5.0	0.42	ug/Kg			03/11/16 12:30	1
1,2,4-Trichlorobenzene	<0.38		5.0	0.38	ug/Kg			03/11/16 12:30	1
1,2-Dichlorobenzene	<0.34		5.0	0.34	ug/Kg			03/11/16 12:30	1
1,3-Dichlorobenzene	<0.69		5.0	0.69	ug/Kg			03/11/16 12:30	1
1,4-Dichlorobenzene	<0.28		5.0	0.28	ug/Kg			03/11/16 12:30	1
Trichlorofluoromethane	<0.29		5.0	0.29	ug/Kg			03/11/16 12:30	1

TestAmerica Canton

# QC Sample Results

Client: GHD Services Inc.  
 Project/Site: 58505, Janesville WI, SSOW 108014

TestAmerica Job ID: 240-61959-1

## Method: 8260B - Volatile Organic Compounds (GC/MS) (Continued)

**Lab Sample ID: MB 240-221125/5**  
**Matrix: Solid**  
**Analysis Batch: 221125**

**Client Sample ID: Method Blank**  
**Prep Type: Total/NA**

Analyte	MB Result	MB Qualifier	LOQ	LOD	Unit	D	Prepared	Analyzed	Dil Fac
Chlorodibromomethane	<0.37		5.0	0.37	ug/Kg			03/11/16 12:30	1
Methylcyclohexane	<0.58		10	0.58	ug/Kg			03/11/16 12:30	1

Surrogate	MB %Recovery	MB Qualifier	Limits	Prepared	Analyzed	Dil Fac
1,2-Dichloroethane-d4 (Surr)	95		58 - 123		03/11/16 12:30	1
4-Bromofluorobenzene (Surr)	104		52 - 136		03/11/16 12:30	1
Toluene-d8 (Surr)	107		67 - 125		03/11/16 12:30	1
Dibromofluoromethane (Surr)	99		37 - 132		03/11/16 12:30	1

**Lab Sample ID: LCS 240-221125/4**  
**Matrix: Solid**  
**Analysis Batch: 221125**

**Client Sample ID: Lab Control Sample**  
**Prep Type: Total/NA**

Analyte	Spike Added	LCS Result	LCS Qualifier	Unit	D	%Rec	%Rec. Limits
Acetone	100	93.8		ug/Kg		94	41 - 137
Benzene	50.0	48.9		ug/Kg		98	79 - 120
Dichlorobromomethane	50.0	52.8		ug/Kg		106	80 - 122
Bromoform	50.0	48.2		ug/Kg		96	62 - 133
Bromomethane	20.0	13.9		ug/Kg		70	42 - 136
2-Butanone (MEK)	100	102		ug/Kg		102	52 - 131
Carbon disulfide	50.0	52.7		ug/Kg		105	62 - 146
Carbon tetrachloride	50.0	50.6		ug/Kg		101	71 - 129
Chlorobenzene	50.0	49.0		ug/Kg		98	78 - 120
Chloroethane	20.0	15.3		ug/Kg		77	58 - 120
Chloroform	50.0	50.0		ug/Kg		100	77 - 120
Chloromethane	20.0	14.7		ug/Kg		74	50 - 120
1,1-Dichloroethane	50.0	46.2		ug/Kg		92	76 - 120
1,2-Dichloroethane	50.0	49.2		ug/Kg		98	72 - 120
1,1-Dichloroethene	50.0	49.5		ug/Kg		99	75 - 135
1,2-Dichloropropane	50.0	49.5		ug/Kg		99	80 - 120
1,2,4-Trimethylbenzene	50.0	52.7		ug/Kg		105	80 - 129
cis-1,3-Dichloropropene	50.0	54.4		ug/Kg		109	74 - 128
trans-1,3-Dichloropropene	50.0	48.4		ug/Kg		97	73 - 131
Ethylbenzene	50.0	50.2		ug/Kg		100	79 - 120
2-Hexanone	100	103		ug/Kg		103	64 - 136
Methylene Chloride	50.0	49.3		ug/Kg		99	75 - 120
4-Methyl-2-pentanone (MIBK)	100	99.2		ug/Kg		99	67 - 135
Styrene	50.0	51.2		ug/Kg		102	80 - 120
1,1,2,2-Tetrachloroethane	50.0	52.1		ug/Kg		104	77 - 123
Tetrachloroethene	50.0	49.0		ug/Kg		98	79 - 120
Toluene	50.0	49.4		ug/Kg		99	75 - 120
Trichloroethene	50.0	52.3		ug/Kg		105	79 - 120
1,3,5-Trimethylbenzene	50.0	52.9		ug/Kg		106	78 - 128
Vinyl chloride	20.0	16.5		ug/Kg		82	57 - 120
Xylenes, Total	100	101		ug/Kg		101	80 - 120
1,1,1-Trichloroethane	50.0	49.5		ug/Kg		99	77 - 126
1,1,2-Trichloroethane	50.0	50.2		ug/Kg		100	80 - 120
Cyclohexane	50.0	44.1		ug/Kg		88	66 - 120

TestAmerica Canton

# QC Sample Results

Client: GHD Services Inc.  
 Project/Site: 58505, Janesville WI, SSOW 108014

TestAmerica Job ID: 240-61959-1

## Method: 8260B - Volatile Organic Compounds (GC/MS) (Continued)

**Lab Sample ID: LCS 240-221125/4**  
**Matrix: Solid**  
**Analysis Batch: 221125**

**Client Sample ID: Lab Control Sample**  
**Prep Type: Total/NA**

Analyte	Spike Added	LCS Result	LCS Qualifier	Unit	D	%Rec	%Rec. Limits
1,2-Dibromo-3-Chloropropane	50.0	59.5		ug/Kg		119	61 - 132
Ethylene Dibromide	50.0	52.8		ug/Kg		106	80 - 120
Dichlorodifluoromethane	20.0	12.3		ug/Kg		61	26 - 120
cis-1,2-Dichloroethene	50.0	49.5		ug/Kg		99	76 - 120
trans-1,2-Dichloroethene	50.0	49.9		ug/Kg		100	78 - 120
Isopropylbenzene	50.0	52.3		ug/Kg		105	76 - 122
Methyl acetate	250	247		ug/Kg		99	57 - 130
Methyl tert-butyl ether	50.0	49.6		ug/Kg		99	49 - 165
1,1,2-Trichloro-1,2,2-trifluoroethane	50.0	43.6		ug/Kg		87	80 - 138
1,2,4-Trichlorobenzene	50.0	49.3		ug/Kg		99	64 - 124
1,2-Dichlorobenzene	50.0	50.0		ug/Kg		100	76 - 120
1,3-Dichlorobenzene	50.0	48.7		ug/Kg		97	78 - 120
1,4-Dichlorobenzene	50.0	49.7		ug/Kg		99	75 - 120
Trichlorofluoromethane	20.0	16.8		ug/Kg		84	57 - 146
Methylcyclohexane	50.0	46.6		ug/Kg		93	70 - 126
m-Xylene & p-Xylene	50.0	50.5		ug/Kg		101	80 - 120
o-Xylene	50.0	50.3		ug/Kg		101	80 - 120

Surrogate	LCS %Recovery	LCS Qualifier	Limits
1,2-Dichloroethane-d4 (Surr)	90		58 - 123
4-Bromofluorobenzene (Surr)	101		52 - 136
Toluene-d8 (Surr)	105		67 - 125
Dibromofluoromethane (Surr)	101		37 - 132

**Lab Sample ID: MB 240-221222/1-A**  
**Matrix: Solid**  
**Analysis Batch: 221688**

**Client Sample ID: Method Blank**  
**Prep Type: Total/NA**  
**Prep Batch: 221222**

Analyte	MB Result	MB Qualifier	LOQ	LOD	Unit	D	Prepared	Analyzed	Dil Fac
Acetone	<230		1000	230	ug/Kg		03/11/16 13:46	03/16/16 08:17	1
Benzene	<9.0		250	9.0	ug/Kg		03/11/16 13:46	03/16/16 08:17	1
Dichlorobromomethane	<38		250	38	ug/Kg		03/11/16 13:46	03/16/16 08:17	1
Bromoform	<61		250	61	ug/Kg		03/11/16 13:46	03/16/16 08:17	1
Bromomethane	<51		250	51	ug/Kg		03/11/16 13:46	03/16/16 08:17	1
2-Butanone (MEK)	<73		1000	73	ug/Kg		03/11/16 13:46	03/16/16 08:17	1
Carbon disulfide	<56		250	56	ug/Kg		03/11/16 13:46	03/16/16 08:17	1
Carbon tetrachloride	<18		250	18	ug/Kg		03/11/16 13:46	03/16/16 08:17	1
Chlorobenzene	<13		250	13	ug/Kg		03/11/16 13:46	03/16/16 08:17	1
Chloroethane	<51		250	51	ug/Kg		03/11/16 13:46	03/16/16 08:17	1
Chloroform	<36		250	36	ug/Kg		03/11/16 13:46	03/16/16 08:17	1
Chloromethane	<48		250	48	ug/Kg		03/11/16 13:46	03/16/16 08:17	1
1,1-Dichloroethane	<35		250	35	ug/Kg		03/11/16 13:46	03/16/16 08:17	1
1,2-Dichloroethane	<10		250	10	ug/Kg		03/11/16 13:46	03/16/16 08:17	1
1,1-Dichloroethene	<30		250	30	ug/Kg		03/11/16 13:46	03/16/16 08:17	1
1,2-Dichloropropane	<32		250	32	ug/Kg		03/11/16 13:46	03/16/16 08:17	1
1,2,4-Trimethylbenzene	<13		250	13	ug/Kg		03/11/16 13:46	03/16/16 08:17	1
cis-1,3-Dichloropropene	<22		250	22	ug/Kg		03/11/16 13:46	03/16/16 08:17	1

TestAmerica Canton

# QC Sample Results

Client: GHD Services Inc.  
Project/Site: 58505, Janesville WI, SSOW 108014

TestAmerica Job ID: 240-61959-1

## Method: 8260B - Volatile Organic Compounds (GC/MS) (Continued)

**Lab Sample ID: MB 240-221222/1-A**  
**Matrix: Solid**  
**Analysis Batch: 221688**

**Client Sample ID: Method Blank**  
**Prep Type: Total/NA**  
**Prep Batch: 221222**

Analyte	MB Result	MB Qualifier	LOQ	LOD	Unit	D	Prepared	Analyzed	Dil Fac
trans-1,3-Dichloropropene	<26		250	26	ug/Kg		03/11/16 13:46	03/16/16 08:17	1
Ethylbenzene	<35		250	35	ug/Kg		03/11/16 13:46	03/16/16 08:17	1
2-Hexanone	<84		1000	84	ug/Kg		03/11/16 13:46	03/16/16 08:17	1
Methylene Chloride	99.2	J	250	85	ug/Kg		03/11/16 13:46	03/16/16 08:17	1
4-Methyl-2-pentanone (MIBK)	<56		1000	56	ug/Kg		03/11/16 13:46	03/16/16 08:17	1
Styrene	<27		250	27	ug/Kg		03/11/16 13:46	03/16/16 08:17	1
1,1,2,2-Tetrachloroethane	<25		250	25	ug/Kg		03/11/16 13:46	03/16/16 08:17	1
Tetrachloroethene	<27		250	27	ug/Kg		03/11/16 13:46	03/16/16 08:17	1
Toluene	34.3	J	250	10	ug/Kg		03/11/16 13:46	03/16/16 08:17	1
Trichloroethene	<39		250	39	ug/Kg		03/11/16 13:46	03/16/16 08:17	1
1,3,5-Trimethylbenzene	<15		250	15	ug/Kg		03/11/16 13:46	03/16/16 08:17	1
Vinyl chloride	<17		250	17	ug/Kg		03/11/16 13:46	03/16/16 08:17	1
Xylenes, Total	<32		500	32	ug/Kg		03/11/16 13:46	03/16/16 08:17	1
1,1,1-Trichloroethane	<27		250	27	ug/Kg		03/11/16 13:46	03/16/16 08:17	1
1,1,2-Trichloroethane	<19		250	19	ug/Kg		03/11/16 13:46	03/16/16 08:17	1
Cyclohexane	<30		500	30	ug/Kg		03/11/16 13:46	03/16/16 08:17	1
1,2-Dibromo-3-Chloropropane	<71		500	71	ug/Kg		03/11/16 13:46	03/16/16 08:17	1
Ethylene Dibromide	<32		250	32	ug/Kg		03/11/16 13:46	03/16/16 08:17	1
Dichlorodifluoromethane	<61		250	61	ug/Kg		03/11/16 13:46	03/16/16 08:17	1
cis-1,2-Dichloroethene	<38		250	38	ug/Kg		03/11/16 13:46	03/16/16 08:17	1
trans-1,2-Dichloroethene	<26		250	26	ug/Kg		03/11/16 13:46	03/16/16 08:17	1
Isopropylbenzene	<13		250	13	ug/Kg		03/11/16 13:46	03/16/16 08:17	1
Methyl acetate	<55		500	55	ug/Kg		03/11/16 13:46	03/16/16 08:17	1
Methyl tert-butyl ether	<30		250	30	ug/Kg		03/11/16 13:46	03/16/16 08:17	1
1,1,2-Trichloro-1,2,2-trifluoroethane	<42		250	42	ug/Kg		03/11/16 13:46	03/16/16 08:17	1
1,2,4-Trichlorobenzene	<30		250	30	ug/Kg		03/11/16 13:46	03/16/16 08:17	1
1,2-Dichlorobenzene	<19		250	19	ug/Kg		03/11/16 13:46	03/16/16 08:17	1
1,3-Dichlorobenzene	<30		250	30	ug/Kg		03/11/16 13:46	03/16/16 08:17	1
1,4-Dichlorobenzene	<41		250	41	ug/Kg		03/11/16 13:46	03/16/16 08:17	1
Trichlorofluoromethane	<35		250	35	ug/Kg		03/11/16 13:46	03/16/16 08:17	1
Chlorodibromomethane	<20		250	20	ug/Kg		03/11/16 13:46	03/16/16 08:17	1
Methylcyclohexane	<38		500	38	ug/Kg		03/11/16 13:46	03/16/16 08:17	1

Surrogate	MB %Recovery	MB Qualifier	Limits	Prepared	Analyzed	Dil Fac
1,2-Dichloroethane-d4 (Surr)	82		39 - 128	03/11/16 13:46	03/16/16 08:17	1
4-Bromofluorobenzene (Surr)	81		26 - 141	03/11/16 13:46	03/16/16 08:17	1
Toluene-d8 (Surr)	81		33 - 134	03/11/16 13:46	03/16/16 08:17	1
Dibromofluoromethane (Surr)	73		30 - 122	03/11/16 13:46	03/16/16 08:17	1

**Lab Sample ID: LCS 240-221222/2-A**  
**Matrix: Solid**  
**Analysis Batch: 221688**

**Client Sample ID: Lab Control Sample**  
**Prep Type: Total/NA**  
**Prep Batch: 221222**

Analyte	Spike Added	LCS Result	LCS Qualifier	Unit	D	%Rec	Limits
Acetone	2000	1280		ug/Kg		64	16 - 156
Benzene	1000	783		ug/Kg		78	70 - 120
Dichlorobromomethane	1000	756		ug/Kg		76	28 - 123
Bromoform	1000	673		ug/Kg		67	10 - 120

TestAmerica Canton

# QC Sample Results

Client: GHD Services Inc.  
 Project/Site: 58505, Janesville WI, SSOW 108014

TestAmerica Job ID: 240-61959-1

## Method: 8260B - Volatile Organic Compounds (GC/MS) (Continued)

**Lab Sample ID: LCS 240-221222/2-A**  
**Matrix: Solid**  
**Analysis Batch: 221688**

**Client Sample ID: Lab Control Sample**  
**Prep Type: Total/NA**  
**Prep Batch: 221222**

Analyte	Spike Added	LCS Result	LCS Qualifier	Unit	D	%Rec	%Rec. Limits
Bromomethane	1000	552		ug/Kg		55	10 - 120
2-Butanone (MEK)	2000	1510		ug/Kg		76	10 - 199
Carbon disulfide	1000	368		ug/Kg		37	10 - 132
Carbon tetrachloride	1000	673		ug/Kg		67	29 - 120
Chlorobenzene	1000	780		ug/Kg		78	71 - 120
Chloroethane	1000	413		ug/Kg		41	10 - 120
Chloroform	1000	813		ug/Kg		81	63 - 120
Chloromethane	1000	546		ug/Kg		55	25 - 120
1,1-Dichloroethane	1000	758		ug/Kg		76	63 - 120
1,2-Dichloroethane	1000	813		ug/Kg		81	68 - 120
1,1-Dichloroethene	1000	623		ug/Kg		62	44 - 143
1,2-Dichloropropane	1000	867		ug/Kg		87	73 - 120
1,2,4-Trimethylbenzene	1000	838		ug/Kg		84	62 - 133
cis-1,3-Dichloropropene	1000	686		ug/Kg		69	25 - 120
trans-1,3-Dichloropropene	1000	642		ug/Kg		64	22 - 122
Ethylbenzene	1000	793		ug/Kg		79	66 - 120
2-Hexanone	2000	1380		ug/Kg		69	43 - 130
Methylene Chloride	1000	957		ug/Kg		96	27 - 172
4-Methyl-2-pentanone (MIBK)	2000	1710		ug/Kg		85	49 - 121
Styrene	1000	872		ug/Kg		87	60 - 120
1,1,2,2-Tetrachloroethane	1000	809		ug/Kg		81	54 - 121
Tetrachloroethene	1000	738		ug/Kg		74	58 - 131
Toluene	1000	903		ug/Kg		90	66 - 123
Trichloroethene	1000	800		ug/Kg		80	59 - 124
1,3,5-Trimethylbenzene	1000	848		ug/Kg		85	60 - 130
Vinyl chloride	1000	556		ug/Kg		56	33 - 120
Xylenes, Total	2000	1720		ug/Kg		86	68 - 120
1,1,1-Trichloroethane	1000	695		ug/Kg		69	38 - 122
1,1,2-Trichloroethane	1000	872		ug/Kg		87	74 - 120
Cyclohexane	1000	706		ug/Kg		71	40 - 120
1,2-Dibromo-3-Chloropropane	1000	497	J	ug/Kg		50	10 - 129
Ethylene Dibromide	1000	859		ug/Kg		86	47 - 123
Dichlorodifluoromethane	1000	382		ug/Kg		38	10 - 120
cis-1,2-Dichloroethene	1000	808		ug/Kg		81	60 - 125
trans-1,2-Dichloroethene	1000	739		ug/Kg		74	58 - 121
Isopropylbenzene	1000	836		ug/Kg		84	61 - 123
Methyl acetate	5000	4630		ug/Kg		93	44 - 173
Methyl tert-butyl ether	1000	778		ug/Kg		78	34 - 157
1,1,2-Trichloro-1,2,2-trifluoroethane	1000	696		ug/Kg		70	48 - 151
1,2,4-Trichlorobenzene	1000	626		ug/Kg		63	41 - 135
1,2-Dichlorobenzene	1000	752		ug/Kg		75	68 - 120
1,3-Dichlorobenzene	1000	767		ug/Kg		77	66 - 121
1,4-Dichlorobenzene	1000	753		ug/Kg		75	65 - 120
Trichlorofluoromethane	1000	570		ug/Kg		57	17 - 145
Methylcyclohexane	1000	719		ug/Kg		72	41 - 133
m-Xylene & p-Xylene	1000	889		ug/Kg		89	67 - 120
o-Xylene	1000	832		ug/Kg		83	68 - 120

TestAmerica Canton

# QC Sample Results

Client: GHD Services Inc.  
Project/Site: 58505, Janesville WI, SSOW 108014

TestAmerica Job ID: 240-61959-1

## Method: 8260B - Volatile Organic Compounds (GC/MS) (Continued)

**Lab Sample ID: LCS 240-221222/2-A**  
**Matrix: Solid**  
**Analysis Batch: 221688**

**Client Sample ID: Lab Control Sample**  
**Prep Type: Total/NA**  
**Prep Batch: 221222**

Surrogate	LCS %Recovery	LCS Qualifier	Limits
1,2-Dichloroethane-d4 (Surr)	88		39 - 128
4-Bromofluorobenzene (Surr)	85		26 - 141
Toluene-d8 (Surr)	84		33 - 134
Dibromofluoromethane (Surr)	88		30 - 122

**Lab Sample ID: 240-61959-8 MS**  
**Matrix: Solid**  
**Analysis Batch: 221892**

**Client Sample ID: SE-030916-JN-008**  
**Prep Type: Total/NA**  
**Prep Batch: 221222**

Analyte	Sample Result	Sample Qualifier	Spike Added	MS Result	MS Qualifier	Unit	D	%Rec	Limits
Acetone	<580		3530	1810	J	ug/Kg	☼	51	10 - 142
Benzene	<23		1770	715		ug/Kg	☼	40	10 - 199
Dichlorobromomethane	<97		1770	744		ug/Kg	☼	42	18 - 133
Bromoform	<160		1770	573	J	ug/Kg	☼	32	10 - 147
Bromomethane	<130	F1	1770	<130	F1	ug/Kg	☼	0	10 - 151
2-Butanone (MEK)	<190		3530	2290	J	ug/Kg	☼	65	10 - 172
Carbon disulfide	<140	F1	1770	<140	F1	ug/Kg	☼	0	10 - 155
Carbon tetrachloride	<46		1770	209	J	ug/Kg	☼	12	12 - 135
Chlorobenzene	<33	F1	1770	745	F1	ug/Kg	☼	42	47 - 120
Chloroethane	<130		1770	324	J	ug/Kg	☼	18	10 - 168
Chloroform	<92		1770	894		ug/Kg	☼	51	51 - 120
Chloromethane	<120	F1	1770	233	J F1	ug/Kg	☼	13	16 - 120
1,1-Dichloroethane	<89		1770	731		ug/Kg	☼	41	18 - 160
1,2-Dichloroethane	<25		1770	973		ug/Kg	☼	55	25 - 150
1,1-Dichloroethene	<76		1770	315	J	ug/Kg	☼	18	10 - 179
1,2-Dichloropropane	<81	F1	1770	921	F1	ug/Kg	☼	52	58 - 120
1,2,4-Trimethylbenzene	450	J	1770	809		ug/Kg	☼	20	10 - 199
cis-1,3-Dichloropropene	<56		1770	398	J	ug/Kg	☼	23	19 - 121
trans-1,3-Dichloropropene	<66		1770	653		ug/Kg	☼	37	10 - 136
Ethylbenzene	<89		1770	601	J	ug/Kg	☼	34	27 - 143
2-Hexanone	<210		3530	1970	J	ug/Kg	☼	56	21 - 141
Methylene Chloride	<220		1770	981		ug/Kg	☼	56	10 - 148
4-Methyl-2-pentanone (MIBK)	<140		3530	2510	J	ug/Kg	☼	71	19 - 151
Styrene	<69		1770	698		ug/Kg	☼	40	31 - 137
1,1,2,2-Tetrachloroethane	<64		1770	972		ug/Kg	☼	55	16 - 158
Tetrachloroethene	<69		1770	372	J	ug/Kg	☼	21	19 - 153
Toluene	110	J B	1770	881		ug/Kg	☼	43	10 - 168
Trichloroethene	<99		1770	546	J	ug/Kg	☼	31	10 - 193
1,3,5-Trimethylbenzene	180	J	1770	580	J	ug/Kg	☼	22	10 - 173
Vinyl chloride	<43	F1	1770	179	J F1	ug/Kg	☼	10	15 - 123
Xylenes, Total	120	J	3530	1360		ug/Kg	☼	35	16 - 150
1,1,1-Trichloroethane	<69		1770	488	J	ug/Kg	☼	28	10 - 159
1,1,2-Trichloroethane	<48		1770	1400		ug/Kg	☼	79	34 - 152
Cyclohexane	170	J F1	1770	168	J F1	ug/Kg	☼	-0.2	10 - 154
1,2-Dibromo-3-Chloropropane	<180		1770	540	J	ug/Kg	☼	31	10 - 153
Ethylene Dibromide	<81		1770	814		ug/Kg	☼	46	32 - 127
Dichlorodifluoromethane	<160	F1	1770	<160	F1	ug/Kg	☼	0	10 - 120
cis-1,2-Dichloroethene	<97		1770	822		ug/Kg	☼	46	34 - 137

TestAmerica Canton

# QC Sample Results

Client: GHD Services Inc.  
Project/Site: 58505, Janesville WI, SSOW 108014

TestAmerica Job ID: 240-61959-1

## Method: 8260B - Volatile Organic Compounds (GC/MS) (Continued)

**Lab Sample ID: 240-61959-8 MS**

**Matrix: Solid**

**Analysis Batch: 221892**

**Client Sample ID: SE-030916-JN-008**

**Prep Type: Total/NA**

**Prep Batch: 221222**

Analyte	Sample	Sample	Spike	MS	MS	Unit	D	%Rec	Limits
	Result	Qualifier		Result	Qualifier				
trans-1,2-Dichloroethene	<66	F1	1770	438	J F1	ug/Kg	☼	25	40 - 126
Isopropylbenzene	530	J F1	1770	820	F1	ug/Kg	☼	16	39 - 126
Methyl acetate	230	J	8830	8000		ug/Kg	☼	88	10 - 175
Methyl tert-butyl ether	<76		1770	1190		ug/Kg	☼	68	26 - 159
1,1,2-Trichloro-1,2,2-trifluoroethane	<110	F1	1770	203	J F1	ug/Kg	☼	11	23 - 168
1,2,4-Trichlorobenzene	<76		1770	364	J	ug/Kg	☼	21	10 - 136
1,2-Dichlorobenzene	<48		1770	730		ug/Kg	☼	41	27 - 126
1,3-Dichlorobenzene	<76		1770	574	J	ug/Kg	☼	33	29 - 124
1,4-Dichlorobenzene	<100		1770	598	J	ug/Kg	☼	34	30 - 123
Trichlorofluoromethane	<89		1770	195	J	ug/Kg	☼	11	10 - 157
Methylcyclohexane	1400	F1	1770	500	J F1	ug/Kg	☼	-54	11 - 156
m-Xylene & p-Xylene	120	J	1770	691		ug/Kg	☼	32	14 - 151
o-Xylene	<43		1770	666		ug/Kg	☼	38	18 - 151

Surrogate	MS	MS	Limits
	%Recovery	Qualifier	
1,2-Dichloroethane-d4 (Surr)	64		39 - 128
4-Bromofluorobenzene (Surr)	54		26 - 141
Toluene-d8 (Surr)	50		33 - 134
Dibromofluoromethane (Surr)	64		30 - 122

**Lab Sample ID: 240-61959-8 MSD**

**Matrix: Solid**

**Analysis Batch: 221892**

**Client Sample ID: SE-030916-JN-008**

**Prep Type: Total/NA**

**Prep Batch: 221222**

Analyte	Sample	Sample	Spike	MSD	MSD	Unit	D	%Rec	Limits	RPD	Limit
	Result	Qualifier		Result	Qualifier						
Acetone	<580		3550	2250	J	ug/Kg	☼	64	10 - 142	22	30
Benzene	<23		1770	895		ug/Kg	☼	50	10 - 199	22	30
Dichlorobromomethane	<97		1770	933		ug/Kg	☼	53	18 - 133	23	30
Bromoform	<160		1770	758		ug/Kg	☼	43	10 - 147	28	30
Bromomethane	<130	F1	1770	133	J F1	ug/Kg	☼	7	10 - 151	NC	30
2-Butanone (MEK)	<190		3550	2700		ug/Kg	☼	76	10 - 172	16	30
Carbon disulfide	<140	F1	1770	169	J F1	ug/Kg	☼	9	10 - 155	NC	30
Carbon tetrachloride	<46		1770	293	J F2	ug/Kg	☼	16	12 - 135	34	30
Chlorobenzene	<33	F1	1770	888		ug/Kg	☼	50	47 - 120	17	30
Chloroethane	<130		1770	386	J	ug/Kg	☼	22	10 - 168	18	30
Chloroform	<92		1770	1140		ug/Kg	☼	64	51 - 120	24	30
Chloromethane	<120	F1	1770	432	J F2	ug/Kg	☼	24	16 - 120	60	30
1,1-Dichloroethane	<89		1770	952		ug/Kg	☼	54	18 - 160	26	30
1,2-Dichloroethane	<25		1770	1150		ug/Kg	☼	65	25 - 150	17	30
1,1-Dichloroethene	<76		1770	505	J F2	ug/Kg	☼	28	10 - 179	46	30
1,2-Dichloropropane	<81	F1	1770	1130		ug/Kg	☼	64	58 - 120	20	30
1,2,4-Trimethylbenzene	450	J	1770	964		ug/Kg	☼	29	10 - 199	17	30
cis-1,3-Dichloropropene	<56		1770	524	J	ug/Kg	☼	30	19 - 121	27	30
trans-1,3-Dichloropropene	<66		1770	727		ug/Kg	☼	41	10 - 136	11	30
Ethylbenzene	<89		1770	736		ug/Kg	☼	41	27 - 143	20	30
2-Hexanone	<210		3550	2370	J	ug/Kg	☼	67	21 - 141	19	30
Methylene Chloride	<220		1770	1260		ug/Kg	☼	71	10 - 148	24	30

TestAmerica Canton

# QC Sample Results

Client: GHD Services Inc.  
 Project/Site: 58505, Janesville WI, SSOW 108014

TestAmerica Job ID: 240-61959-1

## Method: 8260B - Volatile Organic Compounds (GC/MS) (Continued)

**Lab Sample ID: 240-61959-8 MSD**  
**Matrix: Solid**  
**Analysis Batch: 221892**

**Client Sample ID: SE-030916-JN-008**  
**Prep Type: Total/NA**  
**Prep Batch: 221222**

Analyte	Sample	Sample	Spike	MSD	MSD	Unit	D	%Rec	%Rec.	RPD	Limit
	Result	Qualifier	Added	Result	Qualifier				Limits		
4-Methyl-2-pentanone (MIBK)	<140		3550	3010		ug/Kg	☼	85	19 - 151	18	30
Styrene	<69		1770	834		ug/Kg	☼	47	31 - 137	18	30
1,1,2,2-Tetrachloroethane	<64		1770	1540	F2	ug/Kg	☼	87	16 - 158	45	30
Tetrachloroethene	<69		1770	462	J	ug/Kg	☼	26	19 - 153	22	30
Toluene	110	J B	1770	988		ug/Kg	☼	49	10 - 168	11	30
Trichloroethene	<99		1770	722		ug/Kg	☼	41	10 - 193	28	30
1,3,5-Trimethylbenzene	180	J	1770	741		ug/Kg	☼	31	10 - 173	24	30
Vinyl chloride	<43	F1	1770	367	J F2	ug/Kg	☼	21	15 - 123	69	30
Xylenes, Total	120	J	3550	1680		ug/Kg	☼	44	16 - 150	21	30
1,1,1-Trichloroethane	<69		1770	649	J	ug/Kg	☼	37	10 - 159	28	30
1,1,2-Trichloroethane	<48		1770	1680		ug/Kg	☼	95	34 - 152	18	30
Cyclohexane	170	J F1	1770	264	J F1 F2	ug/Kg	☼	5	10 - 154	44	30
1,2-Dibromo-3-Chloropropane	<180		1770	603	J	ug/Kg	☼	34	10 - 153	11	30
Ethylene Dibromide	<81		1770	1000		ug/Kg	☼	56	32 - 127	21	30
Dichlorodifluoromethane	<160	F1	1770	<160	F1	ug/Kg	☼	0	10 - 120	NC	30
cis-1,2-Dichloroethene	<97		1770	1010		ug/Kg	☼	57	34 - 137	21	30
trans-1,2-Dichloroethene	<66	F1	1770	618	J F1 F2	ug/Kg	☼	35	40 - 126	34	30
Isopropylbenzene	530	J F1	1770	980	F1	ug/Kg	☼	25	39 - 126	18	30
Methyl acetate	230	J	8870	9340		ug/Kg	☼	103	10 - 175	15	30
Methyl tert-butyl ether	<76		1770	1470		ug/Kg	☼	83	26 - 159	21	30
1,1,2-Trichloro-1,2,2-trifluoroethane	<110	F1	1770	350	J F1 F2	ug/Kg	☼	20	23 - 168	53	30
1,2,4-Trichlorobenzene	<76		1770	465	J	ug/Kg	☼	26	10 - 136	24	30
1,2-Dichlorobenzene	<48		1770	854		ug/Kg	☼	48	27 - 126	16	30
1,3-Dichlorobenzene	<76		1770	704		ug/Kg	☼	40	29 - 124	20	30
1,4-Dichlorobenzene	<100		1770	728		ug/Kg	☼	41	30 - 123	20	30
Trichlorofluoromethane	<89		1770	295	J F2	ug/Kg	☼	17	10 - 157	41	30
Methylcyclohexane	1400	F1	1770	678	J F1	ug/Kg	☼	-43	11 - 156	30	30
m-Xylene & p-Xylene	120	J	1770	842		ug/Kg	☼	40	14 - 151	20	30
o-Xylene	<43		1770	833		ug/Kg	☼	47	18 - 151	22	30

Surrogate	MSD	MSD	Limits
	%Recovery	Qualifier	
1,2-Dichloroethane-d4 (Surr)	70		39 - 128
4-Bromofluorobenzene (Surr)	58		26 - 141
Toluene-d8 (Surr)	52		33 - 134
Dibromofluoromethane (Surr)	71		30 - 122

**Lab Sample ID: MB 240-221437/6**  
**Matrix: Water**  
**Analysis Batch: 221437**

**Client Sample ID: Method Blank**  
**Prep Type: Total/NA**

Analyte	MB	MB	LOQ	LOD	Unit	D	Prepared	Analyzed	Dil Fac
	Result	Qualifier							
Acetone	<0.94		10	0.94	ug/L			03/14/16 13:04	1
Benzene	<0.35		1.0	0.35	ug/L			03/14/16 13:04	1
Dichlorobromomethane	<0.29		1.0	0.29	ug/L			03/14/16 13:04	1
Bromoform	<0.56		1.0	0.56	ug/L			03/14/16 13:04	1
Bromomethane	<0.44		1.0	0.44	ug/L			03/14/16 13:04	1
2-Butanone (MEK)	<0.53		10	0.53	ug/L			03/14/16 13:04	1

TestAmerica Canton



# QC Sample Results

Client: GHD Services Inc.  
 Project/Site: 58505, Janesville WI, SSOW 108014

TestAmerica Job ID: 240-61959-1

## Method: 8260B - Volatile Organic Compounds (GC/MS) (Continued)

**Lab Sample ID: MB 240-221437/6**  
**Matrix: Water**  
**Analysis Batch: 221437**

**Client Sample ID: Method Blank**  
**Prep Type: Total/NA**

Analyte	MB	MB	LOQ	LOD	Unit	D	Prepared	Analyzed	Dil Fac
	Result	Qualifier							
Carbon disulfide	<0.38		1.0	0.38	ug/L			03/14/16 13:04	1
Carbon tetrachloride	<0.43		1.0	0.43	ug/L			03/14/16 13:04	1
Chlorobenzene	<0.25		1.0	0.25	ug/L			03/14/16 13:04	1
Chloroethane	<0.32		1.0	0.32	ug/L			03/14/16 13:04	1
Chloroform	<0.25		1.0	0.25	ug/L			03/14/16 13:04	1
Chloromethane	<0.44		1.0	0.44	ug/L			03/14/16 13:04	1
1,1-Dichloroethane	<0.30		1.0	0.30	ug/L			03/14/16 13:04	1
1,2-Dichloroethane	<0.23		1.0	0.23	ug/L			03/14/16 13:04	1
1,1-Dichloroethene	<0.45		1.0	0.45	ug/L			03/14/16 13:04	1
1,2-Dichloropropane	<0.25		1.0	0.25	ug/L			03/14/16 13:04	1
1,2,4-Trimethylbenzene	<0.41		1.0	0.41	ug/L			03/14/16 13:04	1
cis-1,3-Dichloropropene	<0.46		1.0	0.46	ug/L			03/14/16 13:04	1
trans-1,3-Dichloropropene	<0.56		1.0	0.56	ug/L			03/14/16 13:04	1
Ethylbenzene	<0.25		1.0	0.25	ug/L			03/14/16 13:04	1
2-Hexanone	<0.48		10	0.48	ug/L			03/14/16 13:04	1
Methylene Chloride	0.393	J	1.0	0.33	ug/L			03/14/16 13:04	1
4-Methyl-2-pentanone (MIBK)	<0.99		10	0.99	ug/L			03/14/16 13:04	1
Styrene	<0.45		1.0	0.45	ug/L			03/14/16 13:04	1
1,1,2,2-Tetrachloroethane	<0.22		1.0	0.22	ug/L			03/14/16 13:04	1
Tetrachloroethene	<0.31		1.0	0.31	ug/L			03/14/16 13:04	1
Toluene	<0.23		1.0	0.23	ug/L			03/14/16 13:04	1
Trichloroethene	<0.22		1.0	0.22	ug/L			03/14/16 13:04	1
1,3,5-Trimethylbenzene	<0.48		1.0	0.48	ug/L			03/14/16 13:04	1
Vinyl chloride	<0.29		1.0	0.29	ug/L			03/14/16 13:04	1
Xylenes, Total	<0.52		2.0	0.52	ug/L			03/14/16 13:04	1
1,1,1-Trichloroethane	<0.44		1.0	0.44	ug/L			03/14/16 13:04	1
1,1,2-Trichloroethane	<0.24		1.0	0.24	ug/L			03/14/16 13:04	1
Cyclohexane	<0.45		1.0	0.45	ug/L			03/14/16 13:04	1
1,2-Dibromo-3-Chloropropane	<0.82		2.0	0.82	ug/L			03/14/16 13:04	1
Ethylene Dibromide	<0.32		1.0	0.32	ug/L			03/14/16 13:04	1
Dichlorodifluoromethane	<0.32		1.0	0.32	ug/L			03/14/16 13:04	1
cis-1,2-Dichloroethene	<0.26		1.0	0.26	ug/L			03/14/16 13:04	1
trans-1,2-Dichloroethene	<0.30		1.0	0.30	ug/L			03/14/16 13:04	1
Isopropylbenzene	<0.35		1.0	0.35	ug/L			03/14/16 13:04	1
Methyl acetate	<2.3		10	2.3	ug/L			03/14/16 13:04	1
Methyl tert-butyl ether	<0.20		1.0	0.20	ug/L			03/14/16 13:04	1
1,1,2-Trichloro-1,2,2-trifluoroethane	<0.45		1.0	0.45	ug/L			03/14/16 13:04	1
1,2,4-Trichlorobenzene	<0.32		1.0	0.32	ug/L			03/14/16 13:04	1
1,2-Dichlorobenzene	<0.25		1.0	0.25	ug/L			03/14/16 13:04	1
1,3-Dichlorobenzene	<0.19		1.0	0.19	ug/L			03/14/16 13:04	1
1,4-Dichlorobenzene	<0.27		1.0	0.27	ug/L			03/14/16 13:04	1
Trichlorofluoromethane	<0.49		1.0	0.49	ug/L			03/14/16 13:04	1
Chlorodibromomethane	<0.43		1.0	0.43	ug/L			03/14/16 13:04	1
Methylcyclohexane	<0.43		1.0	0.43	ug/L			03/14/16 13:04	1

Surrogate	MB	MB	Limits	Prepared	Analyzed	Dil Fac
	%Recovery	Qualifier				
1,2-Dichloroethane-d4 (Surr)	108		78 - 125		03/14/16 13:04	1
4-Bromofluorobenzene (Surr)	92		61 - 120		03/14/16 13:04	1

TestAmerica Canton

# QC Sample Results

Client: GHD Services Inc.  
Project/Site: 58505, Janesville WI, SSOW 108014

TestAmerica Job ID: 240-61959-1

## Method: 8260B - Volatile Organic Compounds (GC/MS) (Continued)

**Lab Sample ID: MB 240-221437/6**  
**Matrix: Water**  
**Analysis Batch: 221437**

**Client Sample ID: Method Blank**  
**Prep Type: Total/NA**

Surrogate	MB MB		Limits	Prepared	Analyzed	Dil Fac
	%Recovery	Qualifier				
Toluene-d8 (Surr)	98		80 - 120		03/14/16 13:04	1
Dibromofluoromethane (Surr)	105		79 - 120		03/14/16 13:04	1

**Lab Sample ID: LCS 240-221437/4**  
**Matrix: Water**  
**Analysis Batch: 221437**

**Client Sample ID: Lab Control Sample**  
**Prep Type: Total/NA**

Analyte	Spike Added	LCS Result	LCS Qualifier	Unit	D	%Rec	%Rec. Limits
Acetone	20.0	17.5		ug/L		87	34 - 148
Benzene	10.0	9.80		ug/L		98	80 - 120
Dichlorobromomethane	10.0	10.1		ug/L		101	80 - 120
Bromoform	10.0	9.48		ug/L		95	56 - 122
Bromomethane	10.0	7.40		ug/L		74	38 - 132
2-Butanone (MEK)	20.0	19.1		ug/L		96	56 - 138
Carbon disulfide	10.0	9.14		ug/L		91	65 - 144
Carbon tetrachloride	10.0	11.4		ug/L		114	77 - 131
Chlorobenzene	10.0	9.46		ug/L		95	80 - 120
Chloroethane	10.0	7.79		ug/L		78	36 - 126
Chloroform	10.0	9.85		ug/L		99	80 - 120
Chloromethane	10.0	7.98		ug/L		80	48 - 133
1,1-Dichloroethane	10.0	9.71		ug/L		97	79 - 125
1,2-Dichloroethane	10.0	9.97		ug/L		100	80 - 120
1,1-Dichloroethene	10.0	10.0		ug/L		100	76 - 124
1,2-Dichloropropane	10.0	9.85		ug/L		98	78 - 124
1,2,4-Trimethylbenzene	10.0	9.80		ug/L		98	76 - 120
cis-1,3-Dichloropropene	10.0	10.7		ug/L		107	74 - 126
trans-1,3-Dichloropropene	10.0	9.43		ug/L		94	75 - 131
Ethylbenzene	10.0	9.87		ug/L		99	80 - 120
2-Hexanone	20.0	19.8		ug/L		99	55 - 141
Methylene Chloride	10.0	10.8		ug/L		108	77 - 129
4-Methyl-2-pentanone (MIBK)	20.0	21.2		ug/L		106	64 - 135
Styrene	10.0	10.1		ug/L		101	76 - 122
1,1,2,2-Tetrachloroethane	10.0	8.65		ug/L		86	71 - 123
Tetrachloroethene	10.0	9.77		ug/L		98	78 - 121
Toluene	10.0	9.63		ug/L		96	80 - 120
Trichloroethene	10.0	9.88		ug/L		99	80 - 121
1,3,5-Trimethylbenzene	10.0	9.67		ug/L		97	77 - 120
Vinyl chloride	10.0	7.84		ug/L		78	52 - 121
Xylenes, Total	20.0	20.3		ug/L		102	80 - 120
1,1,1-Trichloroethane	10.0	10.4		ug/L		104	77 - 123
1,1,2-Trichloroethane	10.0	9.75		ug/L		98	80 - 120
Cyclohexane	10.0	10.0		ug/L		100	60 - 140
1,2-Dibromo-3-Chloropropane	10.0	10.3		ug/L		103	50 - 132
Ethylene Dibromide	10.0	10.0		ug/L		100	80 - 120
Dichlorodifluoromethane	10.0	5.68		ug/L		57	23 - 136
cis-1,2-Dichloroethene	10.0	10.1		ug/L		101	79 - 120
trans-1,2-Dichloroethene	10.0	10.3		ug/L		103	80 - 124
Isopropylbenzene	10.0	10.7		ug/L		107	77 - 120

TestAmerica Canton

# QC Sample Results

Client: GHD Services Inc.  
Project/Site: 58505, Janesville WI, SSOW 108014

TestAmerica Job ID: 240-61959-1

## Method: 8260B - Volatile Organic Compounds (GC/MS) (Continued)

**Lab Sample ID: LCS 240-221437/4**  
**Matrix: Water**  
**Analysis Batch: 221437**

**Client Sample ID: Lab Control Sample**  
**Prep Type: Total/NA**

Analyte	Spike Added	LCS Result	LCS Qualifier	Unit	D	%Rec	%Rec. Limits
Methyl acetate	50.0	50.6		ug/L		101	67 - 131
Methyl tert-butyl ether	10.0	10.3		ug/L		103	69 - 121
1,1,2-Trichloro-1,2,2-trifluoroethane	10.0	10.3		ug/L		103	67 - 138
1,2,4-Trichlorobenzene	10.0	9.56		ug/L		96	61 - 120
1,2-Dichlorobenzene	10.0	9.74		ug/L		97	79 - 120
1,3-Dichlorobenzene	10.0	9.29		ug/L		93	79 - 120
1,4-Dichlorobenzene	10.0	9.39		ug/L		94	79 - 120
Trichlorofluoromethane	10.0	8.84		ug/L		88	61 - 133
Methylcyclohexane	10.0	10.4		ug/L		104	61 - 134
m-Xylene & p-Xylene	10.0	9.82		ug/L		98	80 - 120
o-Xylene	10.0	10.5		ug/L		105	80 - 120

Surrogate	LCS %Recovery	LCS Qualifier	Limits
1,2-Dichloroethane-d4 (Surr)	103		78 - 125
4-Bromofluorobenzene (Surr)	108		61 - 120
Toluene-d8 (Surr)	102		80 - 120
Dibromofluoromethane (Surr)	103		79 - 120

## Method: 8270C - Semivolatile Organic Compounds (GC/MS)

**Lab Sample ID: MB 240-221127/23-A**  
**Matrix: Solid**  
**Analysis Batch: 222162**

**Client Sample ID: Method Blank**  
**Prep Type: Total/NA**  
**Prep Batch: 221127**

Analyte	MB Result	MB Qualifier	LOQ	LOD	Unit	D	Prepared	Analyzed	Dil Fac
1,1'-Biphenyl	<3.5		50	3.5	ug/Kg		03/11/16 08:42	03/18/16 10:12	1
bis (2-chloroisopropyl) ether	<9.5		100	9.5	ug/Kg		03/11/16 08:42	03/18/16 10:12	1
2,4,5-Trichlorophenol	<25		150	25	ug/Kg		03/11/16 08:42	03/18/16 10:12	1
2,4,6-Trichlorophenol	<8.9		150	8.9	ug/Kg		03/11/16 08:42	03/18/16 10:12	1
2,4-Dichlorophenol	<20		150	20	ug/Kg		03/11/16 08:42	03/18/16 10:12	1
2,4-Dimethylphenol	<20		150	20	ug/Kg		03/11/16 08:42	03/18/16 10:12	1
2,4-Dinitrophenol	<21		330	21	ug/Kg		03/11/16 08:42	03/18/16 10:12	1
2,4-Dinitrotoluene	<17		200	17	ug/Kg		03/11/16 08:42	03/18/16 10:12	1
2,6-Dinitrotoluene	<21		200	21	ug/Kg		03/11/16 08:42	03/18/16 10:12	1
2-Chloronaphthalene	<0.45		50	0.45	ug/Kg		03/11/16 08:42	03/18/16 10:12	1
2-Chlorophenol	<8.2		50	8.2	ug/Kg		03/11/16 08:42	03/18/16 10:12	1
2-Methylnaphthalene	<0.50		6.7	0.50	ug/Kg		03/11/16 08:42	03/18/16 10:12	1
2-Methylphenol	<11		200	11	ug/Kg		03/11/16 08:42	03/18/16 10:12	1
2-Nitroaniline	<9.1		200	9.1	ug/Kg		03/11/16 08:42	03/18/16 10:12	1
2-Nitrophenol	<8.3		50	8.3	ug/Kg		03/11/16 08:42	03/18/16 10:12	1
3,3'-Dichlorobenzidine	<18		100	18	ug/Kg		03/11/16 08:42	03/18/16 10:12	1
3-Nitroaniline	<16		200	16	ug/Kg		03/11/16 08:42	03/18/16 10:12	1
4,6-Dinitro-2-methylphenol	<9.2		150	9.2	ug/Kg		03/11/16 08:42	03/18/16 10:12	1
4-Bromophenyl phenyl ether	<13		50	13	ug/Kg		03/11/16 08:42	03/18/16 10:12	1
4-Chloro-3-methylphenol	<21		150	21	ug/Kg		03/11/16 08:42	03/18/16 10:12	1
4-Chloroaniline	<17		150	17	ug/Kg		03/11/16 08:42	03/18/16 10:12	1
4-Chlorophenyl phenyl ether	<13		50	13	ug/Kg		03/11/16 08:42	03/18/16 10:12	1

TestAmerica Canton

# QC Sample Results

Client: GHD Services Inc.  
 Project/Site: 58505, Janesville WI, SSOW 108014

TestAmerica Job ID: 240-61959-1

## Method: 8270C - Semivolatile Organic Compounds (GC/MS) (Continued)

**Lab Sample ID: MB 240-221127/23-A**  
**Matrix: Solid**  
**Analysis Batch: 222162**

**Client Sample ID: Method Blank**  
**Prep Type: Total/NA**  
**Prep Batch: 221127**

Analyte	MB Result	MB Qualifier	LOQ	LOD	Unit	D	Prepared	Analyzed	Dil Fac
4-Nitroaniline	<26		200	26	ug/Kg		03/11/16 08:42	03/18/16 10:12	1
4-Nitrophenol	<17		330	17	ug/Kg		03/11/16 08:42	03/18/16 10:12	1
Acetophenone	<9.2		100	9.2	ug/Kg		03/11/16 08:42	03/18/16 10:12	1
Atrazine	<9.1		200	9.1	ug/Kg		03/11/16 08:42	03/18/16 10:12	1
Benzaldehyde	<12		100	12	ug/Kg		03/11/16 08:42	03/18/16 10:12	1
Bis(2-chloroethoxy)methane	<22		100	22	ug/Kg		03/11/16 08:42	03/18/16 10:12	1
Bis(2-chloroethyl)ether	<2.0		100	2.0	ug/Kg		03/11/16 08:42	03/18/16 10:12	1
Bis(2-ethylhexyl) phthalate	<19		70	19	ug/Kg		03/11/16 08:42	03/18/16 10:12	1
Butyl benzyl phthalate	<10		70	10	ug/Kg		03/11/16 08:42	03/18/16 10:12	1
Caprolactam	<37		330	37	ug/Kg		03/11/16 08:42	03/18/16 10:12	1
Carbazole	<27		50	27	ug/Kg		03/11/16 08:42	03/18/16 10:12	1
Dibenzofuran	<0.66		50	0.66	ug/Kg		03/11/16 08:42	03/18/16 10:12	1
Diethyl phthalate	<16		70	16	ug/Kg		03/11/16 08:42	03/18/16 10:12	1
Dimethyl phthalate	<17		70	17	ug/Kg		03/11/16 08:42	03/18/16 10:12	1
Di-n-butyl phthalate	<15		70	15	ug/Kg		03/11/16 08:42	03/18/16 10:12	1
Di-n-octyl phthalate	<7.9		70	7.9	ug/Kg		03/11/16 08:42	03/18/16 10:12	1
Hexachlorobenzene	<2.1		6.7	2.1	ug/Kg		03/11/16 08:42	03/18/16 10:12	1
Hexachlorobutadiene	<5.6		50	5.6	ug/Kg		03/11/16 08:42	03/18/16 10:12	1
Hexachlorocyclopentadiene	<8.1		330	8.1	ug/Kg		03/11/16 08:42	03/18/16 10:12	1
Hexachloroethane	<9.0		50	9.0	ug/Kg		03/11/16 08:42	03/18/16 10:12	1
Isophorone	<13		50	13	ug/Kg		03/11/16 08:42	03/18/16 10:12	1
Nitrobenzene	<2.2		100	2.2	ug/Kg		03/11/16 08:42	03/18/16 10:12	1
N-Nitrosodi-n-propylamine	<6.3		50	6.3	ug/Kg		03/11/16 08:42	03/18/16 10:12	1
N-Nitrosodiphenylamine	<21		50	21	ug/Kg		03/11/16 08:42	03/18/16 10:12	1
Pentachlorophenol	<9.1		150	9.1	ug/Kg		03/11/16 08:42	03/18/16 10:12	1
Phenol	<7.3		50	7.3	ug/Kg		03/11/16 08:42	03/18/16 10:12	1
3 & 4 Methylphenol	<20		400	20	ug/Kg		03/11/16 08:42	03/18/16 10:12	1
Fluorene	<0.53		6.7	0.53	ug/Kg		03/11/16 08:42	03/18/16 10:12	1
Acenaphthylene	<0.35		6.7	0.35	ug/Kg		03/11/16 08:42	03/18/16 10:12	1
Benzo[g,h,i]perylene	<0.35		6.7	0.35	ug/Kg		03/11/16 08:42	03/18/16 10:12	1
Phenanthrene	<0.73		6.7	0.73	ug/Kg		03/11/16 08:42	03/18/16 10:12	1
Benzo[k]fluoranthene	<0.68		6.7	0.68	ug/Kg		03/11/16 08:42	03/18/16 10:12	1
Benzo[a]pyrene	<0.64		6.7	0.64	ug/Kg		03/11/16 08:42	03/18/16 10:12	1
Anthracene	<0.78		6.7	0.78	ug/Kg		03/11/16 08:42	03/18/16 10:12	1
Pyrene	<0.44		6.7	0.44	ug/Kg		03/11/16 08:42	03/18/16 10:12	1
Dibenz(a,h)anthracene	<0.66		6.7	0.66	ug/Kg		03/11/16 08:42	03/18/16 10:12	1
Naphthalene	<0.82		6.7	0.82	ug/Kg		03/11/16 08:42	03/18/16 10:12	1
Fluoranthene	<0.55		6.7	0.55	ug/Kg		03/11/16 08:42	03/18/16 10:12	1
Benzo[a]anthracene	<0.63		6.7	0.63	ug/Kg		03/11/16 08:42	03/18/16 10:12	1
Indeno[1,2,3-cd]pyrene	<0.35		6.7	0.35	ug/Kg		03/11/16 08:42	03/18/16 10:12	1
Chrysene	<1.1		6.7	1.1	ug/Kg		03/11/16 08:42	03/18/16 10:12	1
Acenaphthene	<0.76		6.7	0.76	ug/Kg		03/11/16 08:42	03/18/16 10:12	1
Benzo[b]fluoranthene	<0.59		6.7	0.59	ug/Kg		03/11/16 08:42	03/18/16 10:12	1

Surrogate	MB %Recovery	MB Qualifier	Limits	Prepared	Analyzed	Dil Fac
2-Fluorobiphenyl (Surr)	72		24 - 110	03/11/16 08:42	03/18/16 10:12	1
2-Fluorophenol (Surr)	66		24 - 110	03/11/16 08:42	03/18/16 10:12	1
2,4,6-Tribromophenol (Surr)	34		10 - 110	03/11/16 08:42	03/18/16 10:12	1

TestAmerica Canton

# QC Sample Results

Client: GHD Services Inc.  
Project/Site: 58505, Janesville WI, SSOW 108014

TestAmerica Job ID: 240-61959-1

## Method: 8270C - Semivolatile Organic Compounds (GC/MS) (Continued)

**Lab Sample ID: MB 240-221127/23-A**  
**Matrix: Solid**  
**Analysis Batch: 222162**

**Client Sample ID: Method Blank**  
**Prep Type: Total/NA**  
**Prep Batch: 221127**

Surrogate	MB MB		Limits	Prepared	Analyzed	Dil Fac
	%Recovery	Qualifier				
Nitrobenzene-d5 (Surr)	63		20 - 110	03/11/16 08:42	03/18/16 10:12	1
Phenol-d5 (Surr)	68		26 - 110	03/11/16 08:42	03/18/16 10:12	1
Terphenyl-d14 (Surr)	87		36 - 110	03/11/16 08:42	03/18/16 10:12	1

**Lab Sample ID: LCS 240-221127/24-A**  
**Matrix: Solid**  
**Analysis Batch: 222162**

**Client Sample ID: Lab Control Sample**  
**Prep Type: Total/NA**  
**Prep Batch: 221127**

Analyte	Spike Added	LCS Result	LCS Qualifier	Unit	D	%Rec	Limits
1,1'-Biphenyl	667	499		ug/Kg		75	35 - 110
bis (2-chloroisopropyl) ether	667	421		ug/Kg		63	29 - 110
2,4,5-Trichlorophenol	667	528		ug/Kg		79	25 - 110
2,4,6-Trichlorophenol	667	424		ug/Kg		64	12 - 110
2,4-Dichlorophenol	667	527		ug/Kg		79	39 - 110
2,4-Dimethylphenol	667	490		ug/Kg		74	29 - 110
2,4-Dinitrophenol	1330	1410		ug/Kg		106	10 - 110
2,4-Dinitrotoluene	667	628		ug/Kg		94	48 - 110
2,6-Dinitrotoluene	667	593		ug/Kg		89	45 - 110
2-Chloronaphthalene	667	493		ug/Kg		74	32 - 110
2-Chlorophenol	667	500		ug/Kg		75	37 - 110
2-Methylnaphthalene	667	512		ug/Kg		77	36 - 110
2-Methylphenol	667	504		ug/Kg		76	41 - 110
2-Nitroaniline	667	559		ug/Kg		84	45 - 110
2-Nitrophenol	667	560		ug/Kg		84	34 - 110
3,3'-Dichlorobenzidine	1330	957		ug/Kg		72	28 - 110
3-Nitroaniline	667	544		ug/Kg		82	44 - 110
4,6-Dinitro-2-methylphenol	1330	1500 *		ug/Kg		112	10 - 110
4-Bromophenyl phenyl ether	667	572		ug/Kg		86	39 - 110
4-Chloro-3-methylphenol	667	543		ug/Kg		81	48 - 110
4-Chloroaniline	667	470		ug/Kg		71	30 - 110
4-Chlorophenyl phenyl ether	667	516		ug/Kg		77	40 - 110
4-Nitroaniline	667	595		ug/Kg		89	48 - 110
4-Nitrophenol	1330	1140		ug/Kg		85	28 - 110
Acetophenone	667	491		ug/Kg		74	40 - 110
Atrazine	1330	1030		ug/Kg		77	54 - 120
Benzaldehyde	1330	890		ug/Kg		67	32 - 110
Bis(2-chloroethoxy)methane	667	496		ug/Kg		74	32 - 110
Bis(2-chloroethyl)ether	667	481		ug/Kg		72	34 - 110
Bis(2-ethylhexyl) phthalate	667	557		ug/Kg		84	50 - 110
Butyl benzyl phthalate	667	552		ug/Kg		83	51 - 110
Caprolactam	1330	957		ug/Kg		72	44 - 114
Carbazole	667	566		ug/Kg		85	50 - 110
Dibenzofuran	667	520		ug/Kg		78	43 - 110
Diethyl phthalate	667	536		ug/Kg		80	52 - 110
Dimethyl phthalate	667	538		ug/Kg		81	50 - 110
Di-n-butyl phthalate	667	522		ug/Kg		78	51 - 110
Di-n-octyl phthalate	667	572		ug/Kg		86	48 - 110
Hexachlorobenzene	667	559		ug/Kg		84	43 - 110

TestAmerica Canton

# QC Sample Results

Client: GHD Services Inc.  
 Project/Site: 58505, Janesville WI, SSOW 108014

TestAmerica Job ID: 240-61959-1

## Method: 8270C - Semivolatile Organic Compounds (GC/MS) (Continued)

**Lab Sample ID: LCS 240-221127/24-A**  
**Matrix: Solid**  
**Analysis Batch: 222162**

**Client Sample ID: Lab Control Sample**  
**Prep Type: Total/NA**  
**Prep Batch: 221127**

Analyte	Spike Added	LCS Result	LCS Qualifier	Unit	D	%Rec	Limits
Hexachlorobutadiene	667	501		ug/Kg		75	29 - 110
Hexachlorocyclopentadiene	667	522		ug/Kg		78	12 - 110
Hexachloroethane	667	475		ug/Kg		71	30 - 110
Isophorone	667	488		ug/Kg		73	36 - 110
Nitrobenzene	667	479		ug/Kg		72	32 - 110
N-Nitrosodi-n-propylamine	667	489		ug/Kg		73	38 - 110
N-Nitrosodiphenylamine	1330	1090		ug/Kg		82	46 - 110
Pentachlorophenol	1330	900		ug/Kg		67	10 - 110
Phenol	667	493		ug/Kg		74	38 - 110
3 & 4 Methylphenol	667	493		ug/Kg		74	40 - 110
Fluorene	667	530		ug/Kg		79	46 - 110
Acenaphthylene	667	523		ug/Kg		78	40 - 110
Benzo[g,h,i]perylene	667	603		ug/Kg		90	51 - 110
Phenanthrene	667	539		ug/Kg		81	49 - 110
Benzo[k]fluoranthene	667	575		ug/Kg		86	38 - 105
Benzo[a]pyrene	667	599		ug/Kg		90	44 - 110
Anthracene	667	533		ug/Kg		80	48 - 110
Pyrene	667	580		ug/Kg		87	49 - 110
Dibenz(a,h)anthracene	667	610		ug/Kg		92	51 - 110
Naphthalene	667	487		ug/Kg		73	36 - 110
Fluoranthene	667	549		ug/Kg		82	51 - 110
Benzo[a]anthracene	667	549		ug/Kg		82	50 - 110
Indeno[1,2,3-cd]pyrene	667	600		ug/Kg		90	50 - 110
Chrysene	667	569		ug/Kg		85	50 - 110
Acenaphthene	667	512		ug/Kg		77	38 - 110
Benzo[b]fluoranthene	667	615		ug/Kg		92	43 - 110

Surrogate	LCS %Recovery	LCS Qualifier	Limits
2-Fluorobiphenyl (Surr)	72		24 - 110
2-Fluorophenol (Surr)	72		24 - 110
2,4,6-Tribromophenol (Surr)	50		10 - 110
Nitrobenzene-d5 (Surr)	68		20 - 110
Phenol-d5 (Surr)	72		26 - 110
Terphenyl-d14 (Surr)	85		36 - 110

## Method: 1630 - Methyl Mercury (GC)

**Lab Sample ID: MB 240-221445/1-A**  
**Matrix: Solid**  
**Analysis Batch: 222277**

**Client Sample ID: Method Blank**  
**Prep Type: Total/NA**  
**Prep Batch: 221445**

Analyte	MB Result	MB Qualifier	LOQ	LOD	Unit	D	Prepared	Analyzed	Dil Fac
Methyl Mercury	<0.030		0.10	0.030	ug/Kg		03/14/16 11:58	03/18/16 19:59	1

Surrogate	MB %Recovery	MB Qualifier	Limits	Prepared	Analyzed	Dil Fac
n-Propyl Mercury Chloride	22		10 - 149	03/14/16 11:58	03/18/16 19:59	1

TestAmerica Canton

# QC Sample Results

Client: GHD Services Inc.  
Project/Site: 58505, Janesville WI, SSOW 108014

TestAmerica Job ID: 240-61959-1

## Method: 1630 - Methyl Mercury (GC) (Continued)

**Lab Sample ID: LCS 240-221445/2-A**  
**Matrix: Solid**  
**Analysis Batch: 222277**

**Client Sample ID: Lab Control Sample**  
**Prep Type: Total/NA**  
**Prep Batch: 221445**

Analyte	Spike Added	LCS Result	LCS Qualifier	Unit	D	%Rec	Limits
Methyl Mercury	1.00	0.694		ug/Kg		69	41 - 135
<b>Surrogate</b>	<b>%Recovery</b>	<b>LCS Qualifier</b>	<b>Limits</b>				
<i>n-Propyl Mercury Chloride</i>	19		10 - 149				

**Lab Sample ID: 240-61959-1 MS**  
**Matrix: Solid**  
**Analysis Batch: 222277**

**Client Sample ID: SE-030916-JN-001**  
**Prep Type: Total/NA**  
**Prep Batch: 221445**

Analyte	Sample Result	Sample Qualifier	Spike Added	MS Result	MS Qualifier	Unit	D	%Rec	Limits
Methyl Mercury	0.24		1.58	1.53		ug/Kg	☼	81	10 - 181
<b>Surrogate</b>	<b>%Recovery</b>	<b>MS Qualifier</b>	<b>Limits</b>						
<i>n-Propyl Mercury Chloride</i>	37		10 - 149						

**Lab Sample ID: 240-61959-1 MSD**  
**Matrix: Solid**  
**Analysis Batch: 222277**

**Client Sample ID: SE-030916-JN-001**  
**Prep Type: Total/NA**  
**Prep Batch: 221445**

Analyte	Sample Result	Sample Qualifier	Spike Added	MSD Result	MSD Qualifier	Unit	D	%Rec	Limits	RPD	Limit
Methyl Mercury	0.24		1.57	1.54		ug/Kg	☼	83	10 - 181	1	49
<b>Surrogate</b>	<b>%Recovery</b>	<b>MSD Qualifier</b>	<b>Limits</b>								
<i>n-Propyl Mercury Chloride</i>	30		10 - 149								

## Method: 8082 - Polychlorinated Biphenyls (PCBs) by Gas Chromatography

**Lab Sample ID: MB 240-221107/22-A**  
**Matrix: Solid**  
**Analysis Batch: 221640**

**Client Sample ID: Method Blank**  
**Prep Type: Total/NA**  
**Prep Batch: 221107**

Analyte	MB Result	MB Qualifier	LOQ	LOD	Unit	D	Prepared	Analyzed	Dil Fac	
Aroclor-1016	<12		33	12	ug/Kg		03/11/16 07:38	03/15/16 23:52	1	
Aroclor-1221	<16		33	16	ug/Kg		03/11/16 07:38	03/15/16 23:52	1	
Aroclor-1232	<20		33	20	ug/Kg		03/11/16 07:38	03/15/16 23:52	1	
Aroclor-1242	<11		33	11	ug/Kg		03/11/16 07:38	03/15/16 23:52	1	
Aroclor-1248	<8.0		33	8.0	ug/Kg		03/11/16 07:38	03/15/16 23:52	1	
Aroclor-1254	<14		33	14	ug/Kg		03/11/16 07:38	03/15/16 23:52	1	
Aroclor-1260	<9.0		33	9.0	ug/Kg		03/11/16 07:38	03/15/16 23:52	1	
Aroclor-1262	<10		33	10	ug/Kg		03/11/16 07:38	03/15/16 23:52	1	
Aroclor-1268	<13		33	13	ug/Kg		03/11/16 07:38	03/15/16 23:52	1	
<b>Surrogate</b>	<b>%Recovery</b>	<b>MB Qualifier</b>	<b>Limits</b>							
<i>Tetrachloro-m-xylene</i>	65		13 - 134							
<i>DCB Decachlorobiphenyl</i>	76		10 - 155							

TestAmerica Canton

# QC Sample Results

Client: GHD Services Inc.  
Project/Site: 58505, Janesville WI, SSOW 108014

TestAmerica Job ID: 240-61959-1

## Method: 8082 - Polychlorinated Biphenyls (PCBs) by Gas Chromatography (Continued)

**Lab Sample ID: LCS 240-221107/23-A**  
**Matrix: Solid**  
**Analysis Batch: 221640**

**Client Sample ID: Lab Control Sample**  
**Prep Type: Total/NA**  
**Prep Batch: 221107**

Analyte	Spike Added	LCS Result	LCS Qualifier	Unit	D	%Rec	Limits
Aroclor-1016	333	326		ug/Kg		98	51 - 120
Aroclor-1260	333	333		ug/Kg		100	48 - 120

Surrogate	LCS %Recovery	LCS Qualifier	Limits
Tetrachloro-m-xylene	95		13 - 134
DCB Decachlorobiphenyl	94		10 - 155

## Method: 6010B - Metals (ICP)

**Lab Sample ID: MB 240-221797/2-A**  
**Matrix: Solid**  
**Analysis Batch: 222033**

**Client Sample ID: Method Blank**  
**Prep Type: Total/NA**  
**Prep Batch: 221797**

Analyte	MB Result	MB Qualifier	LOQ	LOD	Unit	D	Prepared	Analyzed	Dil Fac
Arsenic	<0.0029		0.50	0.0029	mg/L		03/16/16 11:10	03/17/16 20:36	1
Barium	<0.0010		10.0	0.0010	mg/L		03/16/16 11:10	03/17/16 20:36	1
Cadmium	<0.00014		0.10	0.00014	mg/L		03/16/16 11:10	03/17/16 20:36	1
Chromium	<0.00055		0.50	0.00055	mg/L		03/16/16 11:10	03/17/16 20:36	1
Lead	<0.0019		0.50	0.0019	mg/L		03/16/16 11:10	03/17/16 20:36	1
Selenium	<0.0040		0.25	0.0040	mg/L		03/16/16 11:10	03/17/16 20:36	1
Silver	<0.00092		0.50	0.00092	mg/L		03/16/16 11:10	03/17/16 20:36	1

**Lab Sample ID: LCS 240-221797/3-A**  
**Matrix: Solid**  
**Analysis Batch: 222033**

**Client Sample ID: Lab Control Sample**  
**Prep Type: Total/NA**  
**Prep Batch: 221797**

Analyte	Spike Added	LCS Result	LCS Qualifier	Unit	D	%Rec	Limits
Arsenic	2.00	2.07		mg/L		104	50 - 150
Barium	2.00	1.94	J	mg/L		97	50 - 150
Cadmium	0.0500	0.0504	J	mg/L		101	50 - 150
Chromium	0.200	0.200	J	mg/L		100	50 - 150
Lead	0.500	0.483	J	mg/L		97	50 - 150
Selenium	2.00	2.17		mg/L		108	50 - 150
Silver	0.0500	0.0384	J	mg/L		77	50 - 150

**Lab Sample ID: MB 240-221808/2-A**  
**Matrix: Solid**  
**Analysis Batch: 222033**

**Client Sample ID: Method Blank**  
**Prep Type: Total/NA**  
**Prep Batch: 221808**

Analyte	MB Result	MB Qualifier	LOQ	LOD	Unit	D	Prepared	Analyzed	Dil Fac
Arsenic	<0.0029		0.50	0.0029	mg/L		03/16/16 11:41	03/17/16 19:33	1
Barium	0.00160	J	10.0	0.0010	mg/L		03/16/16 11:41	03/17/16 19:33	1
Cadmium	<0.00014		0.10	0.00014	mg/L		03/16/16 11:41	03/17/16 19:33	1
Chromium	0.000591	J	0.50	0.00055	mg/L		03/16/16 11:41	03/17/16 19:33	1
Lead	<0.0019		0.50	0.0019	mg/L		03/16/16 11:41	03/17/16 19:33	1
Selenium	<0.0040		0.25	0.0040	mg/L		03/16/16 11:41	03/17/16 19:33	1
Silver	<0.00092		0.50	0.00092	mg/L		03/16/16 11:41	03/17/16 19:33	1

TestAmerica Canton



# QC Sample Results

Client: GHD Services Inc.  
 Project/Site: 58505, Janesville WI, SSOW 108014

TestAmerica Job ID: 240-61959-1

## Method: 6010B - Metals (ICP) (Continued)

**Lab Sample ID: LCS 240-221808/3-A**  
**Matrix: Solid**  
**Analysis Batch: 222033**

**Client Sample ID: Lab Control Sample**  
**Prep Type: Total/NA**  
**Prep Batch: 221808**

Analyte	Spike Added	LCS Result	LCS Qualifier	Unit	D	%Rec	Limits
Arsenic	2.00	2.09		mg/L		105	50 - 150
Barium	2.00	1.88	J	mg/L		94	50 - 150
Cadmium	0.0500	0.0502	J	mg/L		100	50 - 150
Chromium	0.200	0.203	J	mg/L		101	50 - 150
Lead	0.500	0.447	J	mg/L		89	50 - 150
Selenium	2.00	2.16		mg/L		108	50 - 150
Silver	0.0500	0.0535	J	mg/L		107	50 - 150

**Lab Sample ID: LB 240-221748/1-B**  
**Matrix: Solid**  
**Analysis Batch: 222033**

**Client Sample ID: Method Blank**  
**Prep Type: TCLP**  
**Prep Batch: 221797**

Analyte	LB Result	LB Qualifier	LOQ	LOD	Unit	D	Prepared	Analyzed	Dil Fac
Arsenic	<0.0029		0.50	0.0029	mg/L		03/16/16 11:10	03/17/16 20:24	1
Barium	0.00199	J	10.0	0.0010	mg/L		03/16/16 11:10	03/17/16 20:24	1
Cadmium	<0.00014		0.10	0.00014	mg/L		03/16/16 11:10	03/17/16 20:24	1
Chromium	0.00121	J	0.50	0.00055	mg/L		03/16/16 11:10	03/17/16 20:24	1
Lead	<0.0019		0.50	0.0019	mg/L		03/16/16 11:10	03/17/16 20:24	1
Selenium	<0.0040		0.25	0.0040	mg/L		03/16/16 11:10	03/17/16 20:24	1
Silver	<0.00092		0.50	0.00092	mg/L		03/16/16 11:10	03/17/16 20:24	1

**Lab Sample ID: LB 240-221744/1-B**  
**Matrix: Solid**  
**Analysis Batch: 222033**

**Client Sample ID: Method Blank**  
**Prep Type: TCLP**  
**Prep Batch: 221808**

Analyte	LB Result	LB Qualifier	LOQ	LOD	Unit	D	Prepared	Analyzed	Dil Fac
Arsenic	0.00410	J	0.50	0.0029	mg/L		03/16/16 11:41	03/17/16 19:29	1
Barium	0.00363	J	10.0	0.0010	mg/L		03/16/16 11:41	03/17/16 19:29	1
Cadmium	<0.00014		0.10	0.00014	mg/L		03/16/16 11:41	03/17/16 19:29	1
Chromium	0.00193	J	0.50	0.00055	mg/L		03/16/16 11:41	03/17/16 19:29	1
Lead	<0.0019		0.50	0.0019	mg/L		03/16/16 11:41	03/17/16 19:29	1
Selenium	<0.0040		0.25	0.0040	mg/L		03/16/16 11:41	03/17/16 19:29	1
Silver	<0.00092		0.50	0.00092	mg/L		03/16/16 11:41	03/17/16 19:29	1

**Lab Sample ID: MB 180-170984/1-A**  
**Matrix: Sediment**  
**Analysis Batch: 171287**

**Client Sample ID: Method Blank**  
**Prep Type: SEM/AVS**  
**Prep Batch: 170984**

Analyte	MB Result	MB Qualifier	LOQ	LOD	Unit	D	Prepared	Analyzed	Dil Fac
Cadmium SEM	<0.0064		0.13	0.0064	mg/Kg		03/16/16 14:00	03/18/16 17:15	1
Silver SEM	<0.017		0.13	0.017	mg/Kg		03/16/16 14:00	03/18/16 17:15	1
Copper SEM	<0.024		0.63	0.024	mg/Kg		03/16/16 14:00	03/18/16 17:15	1
Lead SEM	<0.053		0.25	0.053	mg/Kg		03/16/16 14:00	03/18/16 17:15	1
Nickel SEM	0.0935	J	1.0	0.022	mg/Kg		03/16/16 14:00	03/18/16 17:15	1
Zinc SEM	0.123	J	2.5	0.073	mg/Kg		03/16/16 14:00	03/18/16 17:15	1

TestAmerica Canton

# QC Sample Results

Client: GHD Services Inc.  
 Project/Site: 58505, Janesville WI, SSOW 108014

TestAmerica Job ID: 240-61959-1

## Method: 6010B - Metals (ICP) (Continued)

**Lab Sample ID: LCS 180-170984/2-A**  
**Matrix: Sediment**  
**Analysis Batch: 171287**

**Client Sample ID: Lab Control Sample**  
**Prep Type: SEM/AVS**  
**Prep Batch: 170984**

Analyte	Spike Added	LCS Result	LCS Qualifier	Unit	D	%Rec	Limits
Cadmium SEM	1.25	1.21		mg/Kg		96	80 - 120
Silver SEM	1.25	1.19		mg/Kg		95	80 - 120
Copper SEM	6.25	6.05		mg/Kg		97	80 - 120
Lead SEM	12.5	11.69		mg/Kg		93	80 - 120
Nickel SEM	12.5	11.69		mg/Kg		94	80 - 120
Zinc SEM	12.5	12.31		mg/Kg		99	80 - 120

## Method: 6020 - Metals (ICP/MS)

**Lab Sample ID: MB 240-221214/1-A ^2**  
**Matrix: Solid**  
**Analysis Batch: 222294**

**Client Sample ID: Method Blank**  
**Prep Type: Total/NA**  
**Prep Batch: 221214**

Analyte	MB Result	MB Qualifier	LOQ	LOD	Unit	D	Prepared	Analyzed	Dil Fac
Silver	0.00160	J	0.20	0.0014	mg/Kg		03/11/16 12:52	03/18/16 19:59	2
Arsenic	<0.026		1.0	0.026	mg/Kg		03/11/16 12:52	03/18/16 19:59	2
Cadmium	<0.0037		0.20	0.0037	mg/Kg		03/11/16 12:52	03/18/16 19:59	2
Antimony	<0.014		0.40	0.014	mg/Kg		03/11/16 12:52	03/18/16 19:59	2
Selenium	<0.040		1.0	0.040	mg/Kg		03/11/16 12:52	03/18/16 19:59	2
Thallium	<0.019		0.40	0.019	mg/Kg		03/11/16 12:52	03/18/16 19:59	2
Barium	<0.22		1.0	0.22	mg/Kg		03/11/16 12:52	03/18/16 19:59	2

**Lab Sample ID: MB 240-221214/1-A ^2**  
**Matrix: Solid**  
**Analysis Batch: 222405**

**Client Sample ID: Method Blank**  
**Prep Type: Total/NA**  
**Prep Batch: 221214**

Analyte	MB Result	MB Qualifier	LOQ	LOD	Unit	D	Prepared	Analyzed	Dil Fac
Beryllium	<0.011		0.20	0.011	mg/Kg		03/11/16 12:52	03/19/16 16:31	2
Cobalt	0.00660	J	0.20	0.0017	mg/Kg		03/11/16 12:52	03/19/16 16:31	2
Chromium	0.163	J	0.40	0.060	mg/Kg		03/11/16 12:52	03/19/16 16:31	2
Copper	0.208	J	0.40	0.097	mg/Kg		03/11/16 12:52	03/19/16 16:31	2
Manganese	<0.12		1.0	0.12	mg/Kg		03/11/16 12:52	03/19/16 16:31	2
Nickel	0.0638	J	0.40	0.039	mg/Kg		03/11/16 12:52	03/19/16 16:31	2
Lead	<0.045		0.20	0.045	mg/Kg		03/11/16 12:52	03/19/16 16:31	2
Vanadium	<0.037		1.0	0.037	mg/Kg		03/11/16 12:52	03/19/16 16:31	2
Zinc	0.739	J	4.0	0.50	mg/Kg		03/11/16 12:52	03/19/16 16:31	2

**Lab Sample ID: LCS 240-221214/3-A ^2**  
**Matrix: Solid**  
**Analysis Batch: 222294**

**Client Sample ID: Lab Control Sample**  
**Prep Type: Total/NA**  
**Prep Batch: 221214**

Analyte	Spike Added	LCS Result	LCS Qualifier	Unit	D	%Rec	Limits
Silver	10.0	9.09		mg/Kg		91	60 - 114
Arsenic	100	90.11		mg/Kg		90	73 - 110
Cadmium	100	91.26		mg/Kg		91	74 - 110
Antimony	10.0	9.03		mg/Kg		90	68 - 113
Selenium	100	87.89		mg/Kg		88	65 - 110
Thallium	25.0	23.20		mg/Kg		93	71 - 110

TestAmerica Canton

# QC Sample Results

Client: GHD Services Inc.  
Project/Site: 58505, Janesville WI, SSOW 108014

TestAmerica Job ID: 240-61959-1

## Method: 6020 - Metals (ICP/MS) (Continued)

**Lab Sample ID: LCS 240-221214/3-A ^2**  
**Matrix: Solid**  
**Analysis Batch: 222294**

**Client Sample ID: Lab Control Sample**  
**Prep Type: Total/NA**  
**Prep Batch: 221214**  
**%Rec.**

Analyte	Spike Added	LCS Result	LCS Qualifier	Unit	D	%Rec	Limits
Barium	100	88.50		mg/Kg		88	70 - 110

**Lab Sample ID: LCS 240-221214/3-A ^2**  
**Matrix: Solid**  
**Analysis Batch: 222405**

**Client Sample ID: Lab Control Sample**  
**Prep Type: Total/NA**  
**Prep Batch: 221214**  
**%Rec.**

Analyte	Spike Added	LCS Result	LCS Qualifier	Unit	D	%Rec	Limits
Beryllium	100	102.8		mg/Kg		103	79 - 110
Cobalt	100	102.7		mg/Kg		103	74 - 110
Chromium	100	99.38		mg/Kg		99	70 - 110
Copper	100	94.00		mg/Kg		94	73 - 110
Manganese	100	94.39		mg/Kg		94	80 - 120
Nickel	100	93.60		mg/Kg		94	75 - 110
Lead	100	98.28		mg/Kg		98	75 - 110
Vanadium	100	93.98		mg/Kg		94	72 - 110
Zinc	100	93.80		mg/Kg		94	72 - 113

**Lab Sample ID: 240-61959-1 MS**  
**Matrix: Solid**  
**Analysis Batch: 222294**

**Client Sample ID: SE-030916-JN-001**  
**Prep Type: Total/NA**  
**Prep Batch: 221214**  
**%Rec.**

Analyte	Sample Result	Sample Qualifier	Spike Added	MS Result	MS Qualifier	Unit	D	%Rec	Limits
Silver	0.34	B	16.2	13.70		mg/Kg	☼	83	75 - 125
Arsenic	10.2		162	153.5		mg/Kg	☼	89	75 - 125
Cadmium	57.9	F1	162	263.3	F1	mg/Kg	☼	127	75 - 125
Antimony	30.6		16.2	50.23		mg/Kg	☼	121	75 - 125
Selenium	15.1		162	164.8		mg/Kg	☼	92	75 - 125
Thallium	0.11	J	40.5	33.36		mg/Kg	☼	82	75 - 125
Barium	1140		162	1510	4	mg/Kg	☼	231	75 - 125

**Lab Sample ID: 240-61959-1 MS**  
**Matrix: Solid**  
**Analysis Batch: 222405**

**Client Sample ID: SE-030916-JN-001**  
**Prep Type: Total/NA**  
**Prep Batch: 221214**  
**%Rec.**

Analyte	Sample Result	Sample Qualifier	Spike Added	MS Result	MS Qualifier	Unit	D	%Rec	Limits
Beryllium	0.25	J	162	168.6		mg/Kg	☼	104	75 - 125
Cobalt	5.2	B	162	156.9		mg/Kg	☼	94	75 - 125
Chromium	261	B F1	162	347.9	F1	mg/Kg	☼	54	75 - 125
Copper	50.8	B	162	244.7		mg/Kg	☼	120	75 - 125
Manganese	548		162	678.2		mg/Kg	☼	80	75 - 125
Nickel	12.7	B	162	151.4		mg/Kg	☼	86	75 - 125
Vanadium	10.0		162	170.3		mg/Kg	☼	99	75 - 125
Zinc	904	B	162	1350	4	mg/Kg	☼	276	75 - 125

TestAmerica Canton

# QC Sample Results

Client: GHD Services Inc.  
Project/Site: 58505, Janesville WI, SSOW 108014

TestAmerica Job ID: 240-61959-1

## Method: 6020 - Metals (ICP/MS) (Continued)

**Lab Sample ID: 240-61959-1 MS**  
**Matrix: Solid**  
**Analysis Batch: 222405**

**Client Sample ID: SE-030916-JN-001**  
**Prep Type: Total/NA**  
**Prep Batch: 221214**  
**%Rec.**

Analyte	Sample Result	Sample Qualifier	Spike Added	MS Result	MS Qualifier	Unit	D	%Rec	Limits
Lead	1870		162	1921	4	mg/Kg	☼	31	75 - 125

**Lab Sample ID: 240-61959-1 MSD**  
**Matrix: Solid**  
**Analysis Batch: 222294**

**Client Sample ID: SE-030916-JN-001**  
**Prep Type: Total/NA**  
**Prep Batch: 221214**  
**%Rec.**

Analyte	Sample Result	Sample Qualifier	Spike Added	MSD Result	MSD Qualifier	Unit	D	%Rec	Limits	RPD	Limit
Silver	0.34	B	16.2	14.58		mg/Kg	☼	88	75 - 125	6	20
Arsenic	10.2		162	162.8		mg/Kg	☼	94	75 - 125	6	20
Cadmium	57.9	F1	162	228.8		mg/Kg	☼	106	75 - 125	14	20
Antimony	30.6		16.2	49.08		mg/Kg	☼	114	75 - 125	2	20
Selenium	15.1		162	164.7		mg/Kg	☼	92	75 - 125	0	20
Thallium	0.11	J	40.5	35.96		mg/Kg	☼	89	75 - 125	7	20
Barium	1140		162	1369	4	mg/Kg	☼	143	75 - 125	10	20

**Lab Sample ID: 240-61959-1 MSD**  
**Matrix: Solid**  
**Analysis Batch: 222405**

**Client Sample ID: SE-030916-JN-001**  
**Prep Type: Total/NA**  
**Prep Batch: 221214**  
**%Rec.**

Analyte	Sample Result	Sample Qualifier	Spike Added	MSD Result	MSD Qualifier	Unit	D	%Rec	Limits	RPD	Limit
Beryllium	0.25	J	162	166.3		mg/Kg	☼	103	75 - 125	1	20
Cobalt	5.2	B	162	160.8		mg/Kg	☼	96	75 - 125	2	20
Chromium	261	B F1	162	380.3	F1	mg/Kg	☼	74	75 - 125	9	20
Copper	50.8	B	162	212.6		mg/Kg	☼	100	75 - 125	14	20
Manganese	548		162	699.1		mg/Kg	☼	93	75 - 125	3	20
Nickel	12.7	B	162	156.4		mg/Kg	☼	89	75 - 125	3	20
Vanadium	10.0		162	174.3		mg/Kg	☼	102	75 - 125	2	20
Zinc	904	B	162	1339	4	mg/Kg	☼	269	75 - 125	1	20

**Lab Sample ID: 240-61959-1 MSD**  
**Matrix: Solid**  
**Analysis Batch: 222405**

**Client Sample ID: SE-030916-JN-001**  
**Prep Type: Total/NA**  
**Prep Batch: 221214**  
**%Rec.**

Analyte	Sample Result	Sample Qualifier	Spike Added	MSD Result	MSD Qualifier	Unit	D	%Rec	Limits	RPD	Limit
Lead	1870		162	1793	4	mg/Kg	☼	-48	75 - 125	7	20

## Method: 7470A - Mercury (CVAA)

**Lab Sample ID: MB 240-221801/2-A**  
**Matrix: Solid**  
**Analysis Batch: 222045**

**Client Sample ID: Method Blank**  
**Prep Type: Total/NA**  
**Prep Batch: 221801**

Analyte	MB Result	MB Qualifier	LOQ	LOD	Unit	D	Prepared	Analyzed	Dil Fac
Mercury	<0.000090		0.0020	0.000090	mg/L		03/16/16 14:00	03/17/16 11:42	1

TestAmerica Canton

# QC Sample Results

Client: GHD Services Inc.  
Project/Site: 58505, Janesville WI, SSOW 108014

TestAmerica Job ID: 240-61959-1

## Method: 7470A - Mercury (CVAA) (Continued)

**Lab Sample ID: LCS 240-221801/3-A**  
**Matrix: Solid**  
**Analysis Batch: 222045**

**Client Sample ID: Lab Control Sample**  
**Prep Type: Total/NA**  
**Prep Batch: 221801**

Analyte	Spike Added	LCS Result	LCS Qualifier	Unit	D	%Rec	Limits
Mercury	0.00500	0.00491		mg/L		98	80 - 120

**Lab Sample ID: MB 240-221812/2-A**  
**Matrix: Solid**  
**Analysis Batch: 222045**

**Client Sample ID: Method Blank**  
**Prep Type: Total/NA**  
**Prep Batch: 221812**

Analyte	MB Result	MB Qualifier	LOQ	LOD	Unit	D	Prepared	Analyzed	Dil Fac
Mercury	<0.000090		0.0020	0.000090	mg/L		03/16/16 14:00	03/17/16 12:28	1

**Lab Sample ID: LCS 240-221812/3-A**  
**Matrix: Solid**  
**Analysis Batch: 222045**

**Client Sample ID: Lab Control Sample**  
**Prep Type: Total/NA**  
**Prep Batch: 221812**

Analyte	Spike Added	LCS Result	LCS Qualifier	Unit	D	%Rec	Limits
Mercury	0.00500	0.00499		mg/L		100	80 - 120

**Lab Sample ID: LB 240-221748/1-C**  
**Matrix: Solid**  
**Analysis Batch: 222045**

**Client Sample ID: Method Blank**  
**Prep Type: TCLP**  
**Prep Batch: 221801**

Analyte	LB Result	LB Qualifier	LOQ	LOD	Unit	D	Prepared	Analyzed	Dil Fac
Mercury	<0.000090		0.0020	0.000090	mg/L		03/16/16 14:00	03/17/16 11:40	1

**Lab Sample ID: LB 240-221744/1-C**  
**Matrix: Solid**  
**Analysis Batch: 222045**

**Client Sample ID: Method Blank**  
**Prep Type: TCLP**  
**Prep Batch: 221812**

Analyte	LB Result	LB Qualifier	LOQ	LOD	Unit	D	Prepared	Analyzed	Dil Fac
Mercury	<0.000090		0.0020	0.000090	mg/L		03/16/16 14:00	03/17/16 12:26	1

**Lab Sample ID: MB 180-170984/1-B**  
**Matrix: Sediment**  
**Analysis Batch: 171226**

**Client Sample ID: Method Blank**  
**Prep Type: SEM/AVS**  
**Prep Batch: 170984**

Analyte	MB Result	MB Qualifier	LOQ	LOD	Unit	D	Prepared	Analyzed	Dil Fac
Mercury SEM	<0.0013		0.0050	0.0013	mg/Kg		03/16/16 14:00	03/18/16 11:49	1

**Lab Sample ID: LCS 180-170984/2-B**  
**Matrix: Sediment**  
**Analysis Batch: 171226**

**Client Sample ID: Lab Control Sample**  
**Prep Type: SEM/AVS**  
**Prep Batch: 170984**

Analyte	Spike Added	LCS Result	LCS Qualifier	Unit	D	%Rec	Limits
Mercury SEM	0.0625	0.0632		mg/Kg		101	80 - 120

TestAmerica Canton

# QC Sample Results

Client: GHD Services Inc.  
 Project/Site: 58505, Janesville WI, SSOW 108014

TestAmerica Job ID: 240-61959-1

## Method: 7471A - Mercury (CVAA)

Lab Sample ID: MB 240-221218/1-A  
 Matrix: Solid  
 Analysis Batch: 221647

Client Sample ID: Method Blank  
 Prep Type: Total/NA  
 Prep Batch: 221218

Analyte	MB Result	MB Qualifier	LOQ	LOD	Unit	D	Prepared	Analyzed	Dil Fac
Mercury	<0.014		0.10	0.014	mg/Kg		03/11/16 15:00	03/15/16 07:51	1

Lab Sample ID: LCS 240-221218/2-A  
 Matrix: Solid  
 Analysis Batch: 221647

Client Sample ID: Lab Control Sample  
 Prep Type: Total/NA  
 Prep Batch: 221218

Analyte	Spike Added	LCS Result	LCS Qualifier	Unit	D	%Rec	Limits
Mercury	0.833	0.783		mg/Kg		94	80 - 120

## Method: 2540G - SM 2540G

Lab Sample ID: 240-61959-12 DU  
 Matrix: Sediment  
 Analysis Batch: 171000

Client Sample ID: SE-030916-JN-001  
 Prep Type: Total/NA

Analyte	Sample Result	Sample Qualifier	DU Result	DU Qualifier	Unit	D	RPD	Limit
Percent Moisture	58.1		57.5		%		1	20
Percent Solids	41.9		42.5		%		1	20

## Method: 9034 - Sulfide, Acid soluble and Insoluble (Titrimetric)

Lab Sample ID: MB 180-171004/1-A  
 Matrix: Sediment  
 Analysis Batch: 171036

Client Sample ID: Method Blank  
 Prep Type: SEM/AVS  
 Prep Batch: 171004

Analyte	MB Result	MB Qualifier	LOQ	LOD	Unit	D	Prepared	Analyzed	Dil Fac
Acid Volatile Sulfides (AVS)	<3.0		15.0	3.0	mg/Kg		03/16/16 14:00	03/16/16 17:45	1

Lab Sample ID: LCS 180-171004/2-A  
 Matrix: Sediment  
 Analysis Batch: 171036

Client Sample ID: Lab Control Sample  
 Prep Type: SEM/AVS  
 Prep Batch: 171004

Analyte	Spike Added	LCS Result	LCS Qualifier	Unit	D	%Rec	Limits
Acid Volatile Sulfides (AVS)	96.1	88.58		mg/Kg		92	85 - 115

## Method: Lloyd Kahn - Organic Carbon, Total (TOC)

Lab Sample ID: MB 180-171064/3  
 Matrix: Solid  
 Analysis Batch: 171064

Client Sample ID: Method Blank  
 Prep Type: Total/NA

Analyte	MB Result	MB Qualifier	LOQ	LOD	Unit	D	Prepared	Analyzed	Dil Fac
Total Organic Carbon	<500		1000	500	mg/Kg			03/16/16 12:06	1

TestAmerica Canton

# QC Sample Results

Client: GHD Services Inc.  
 Project/Site: 58505, Janesville WI, SSOW 108014

TestAmerica Job ID: 240-61959-1

## Method: Lloyd Kahn - Organic Carbon, Total (TOC) (Continued)

**Lab Sample ID: LCS 180-171064/4**  
**Matrix: Solid**  
**Analysis Batch: 171064**

**Client Sample ID: Lab Control Sample**  
**Prep Type: Total/NA**

Analyte	Spike Added	LCS Result	LCS Qualifier	Unit	D	%Rec	%Rec. Limits
Total Organic Carbon	35000	32460		mg/Kg		93	75 - 125

**Lab Sample ID: 240-61959-2 MS**  
**Matrix: Solid**  
**Analysis Batch: 171064**

**Client Sample ID: SE-030916-JN-002**  
**Prep Type: Total/NA**

Analyte	Sample Result	Sample Qualifier	Spike Added	MS Result	MS Qualifier	Unit	D	%Rec	%Rec. Limits
Total Organic Carbon	89500		96900	191200		mg/Kg	☼	105	75 - 125

**Lab Sample ID: 240-61959-2 MSD**  
**Matrix: Solid**  
**Analysis Batch: 171064**

**Client Sample ID: SE-030916-JN-002**  
**Prep Type: Total/NA**

Analyte	Sample Result	Sample Qualifier	Spike Added	MSD Result	MSD Qualifier	Unit	D	%Rec	%Rec. Limits	RPD	RPD Limit
Total Organic Carbon	89500		110000	213900		mg/Kg	☼	113	75 - 125	11	20

**Lab Sample ID: 240-61959-2 DU**  
**Matrix: Solid**  
**Analysis Batch: 171064**

**Client Sample ID: SE-030916-JN-002**  
**Prep Type: Total/NA**

Analyte	Sample Result	Sample Qualifier	DU Result	DU Qualifier	Unit	D	RPD	RPD Limit
Total Organic Carbon	89500		96240		mg/Kg	☼	7	20

## Method: Moisture - Percent Moisture

**Lab Sample ID: 240-61959-5 DU**  
**Matrix: Solid**  
**Analysis Batch: 221231**

**Client Sample ID: SE-030916-JN-005**  
**Prep Type: Total/NA**

Analyte	Sample Result	Sample Qualifier	DU Result	DU Qualifier	Unit	D	RPD	RPD Limit
Percent Solids	52.7		59.1		%		12	20
Percent Moisture	47.3		40.9		%		15	20

# QC Association Summary

Client: GHD Services Inc.  
Project/Site: 58505, Janesville WI, SSOW 108014

TestAmerica Job ID: 240-61959-1

## GC/MS VOA

### Analysis Batch: 221125

Lab Sample ID	Client Sample ID	Prep Type	Matrix	Method	Prep Batch
240-61959-1	SE-030916-JN-001	Total/NA	Solid	8260B	221212
240-61959-2	SE-030916-JN-002	Total/NA	Solid	8260B	221212
240-61959-3	SE-030916-JN-003	Total/NA	Solid	8260B	221212
240-61959-4	SE-030916-JN-004	Total/NA	Solid	8260B	221212
240-61959-5	SE-030916-JN-005	Total/NA	Solid	8260B	221212
240-61959-6	SE-030916-JN-006	Total/NA	Solid	8260B	221212
LCS 240-221125/4	Lab Control Sample	Total/NA	Solid	8260B	
MB 240-221125/5	Method Blank	Total/NA	Solid	8260B	

### Prep Batch: 221212

Lab Sample ID	Client Sample ID	Prep Type	Matrix	Method	Prep Batch
240-61959-1	SE-030916-JN-001	Total/NA	Solid	5030A	
240-61959-2	SE-030916-JN-002	Total/NA	Solid	5030A	
240-61959-3	SE-030916-JN-003	Total/NA	Solid	5030A	
240-61959-4	SE-030916-JN-004	Total/NA	Solid	5030A	
240-61959-5	SE-030916-JN-005	Total/NA	Solid	5030A	
240-61959-6	SE-030916-JN-006	Total/NA	Solid	5030A	

### Prep Batch: 221222

Lab Sample ID	Client Sample ID	Prep Type	Matrix	Method	Prep Batch
240-61959-7	SE-030916-JN-007	Total/NA	Solid	5030B	
240-61959-8	SE-030916-JN-008	Total/NA	Solid	5030B	
240-61959-8 MS	SE-030916-JN-008	Total/NA	Solid	5030B	
240-61959-8 MSD	SE-030916-JN-008	Total/NA	Solid	5030B	
240-61959-9	SE-030916-JN-009	Total/NA	Solid	5030B	
240-61959-10	SE-030916-JN-010	Total/NA	Solid	5030B	
LCS 240-221222/2-A	Lab Control Sample	Total/NA	Solid	5030B	
MB 240-221222/1-A	Method Blank	Total/NA	Solid	5030B	

### Analysis Batch: 221437

Lab Sample ID	Client Sample ID	Prep Type	Matrix	Method	Prep Batch
240-61959-11	TB-030916-JN-001	Total/NA	Water	8260B	
LCS 240-221437/4	Lab Control Sample	Total/NA	Water	8260B	
MB 240-221437/6	Method Blank	Total/NA	Water	8260B	

### Analysis Batch: 221688

Lab Sample ID	Client Sample ID	Prep Type	Matrix	Method	Prep Batch
240-61959-7	SE-030916-JN-007	Total/NA	Solid	8260B	221222
LCS 240-221222/2-A	Lab Control Sample	Total/NA	Solid	8260B	221222
MB 240-221222/1-A	Method Blank	Total/NA	Solid	8260B	221222

### Analysis Batch: 221892

Lab Sample ID	Client Sample ID	Prep Type	Matrix	Method	Prep Batch
240-61959-8	SE-030916-JN-008	Total/NA	Solid	8260B	221222
240-61959-8 MS	SE-030916-JN-008	Total/NA	Solid	8260B	221222
240-61959-8 MSD	SE-030916-JN-008	Total/NA	Solid	8260B	221222
240-61959-9	SE-030916-JN-009	Total/NA	Solid	8260B	221222
240-61959-10	SE-030916-JN-010	Total/NA	Solid	8260B	221222

TestAmerica Canton



# QC Association Summary

Client: GHD Services Inc.  
Project/Site: 58505, Janesville WI, SSOW 108014

TestAmerica Job ID: 240-61959-1

## GC/MS Semi VOA

### Prep Batch: 221127

Lab Sample ID	Client Sample ID	Prep Type	Matrix	Method	Prep Batch
240-61959-1	SE-030916-JN-001	Total/NA	Solid	3540C	
240-61959-2	SE-030916-JN-002	Total/NA	Solid	3540C	
240-61959-3	SE-030916-JN-003	Total/NA	Solid	3540C	
240-61959-4	SE-030916-JN-004	Total/NA	Solid	3540C	
240-61959-5	SE-030916-JN-005	Total/NA	Solid	3540C	
240-61959-6	SE-030916-JN-006	Total/NA	Solid	3540C	
240-61959-7	SE-030916-JN-007	Total/NA	Solid	3540C	
240-61959-8	SE-030916-JN-008	Total/NA	Solid	3540C	
240-61959-9	SE-030916-JN-009	Total/NA	Solid	3540C	
240-61959-10	SE-030916-JN-010	Total/NA	Solid	3540C	
LCS 240-221127/24-A	Lab Control Sample	Total/NA	Solid	3540C	
MB 240-221127/23-A	Method Blank	Total/NA	Solid	3540C	

### Analysis Batch: 222162

Lab Sample ID	Client Sample ID	Prep Type	Matrix	Method	Prep Batch
240-61959-1	SE-030916-JN-001	Total/NA	Solid	8270C	221127
240-61959-2	SE-030916-JN-002	Total/NA	Solid	8270C	221127
240-61959-3	SE-030916-JN-003	Total/NA	Solid	8270C	221127
240-61959-4	SE-030916-JN-004	Total/NA	Solid	8270C	221127
240-61959-5	SE-030916-JN-005	Total/NA	Solid	8270C	221127
240-61959-6	SE-030916-JN-006	Total/NA	Solid	8270C	221127
240-61959-7	SE-030916-JN-007	Total/NA	Solid	8270C	221127
240-61959-8	SE-030916-JN-008	Total/NA	Solid	8270C	221127
240-61959-9	SE-030916-JN-009	Total/NA	Solid	8270C	221127
240-61959-10	SE-030916-JN-010	Total/NA	Solid	8270C	221127
LCS 240-221127/24-A	Lab Control Sample	Total/NA	Solid	8270C	221127
MB 240-221127/23-A	Method Blank	Total/NA	Solid	8270C	221127

## GC Semi VOA

### Prep Batch: 221107

Lab Sample ID	Client Sample ID	Prep Type	Matrix	Method	Prep Batch
240-61959-1	SE-030916-JN-001	Total/NA	Solid	3540C	
240-61959-2	SE-030916-JN-002	Total/NA	Solid	3540C	
240-61959-3	SE-030916-JN-003	Total/NA	Solid	3540C	
240-61959-4	SE-030916-JN-004	Total/NA	Solid	3540C	
240-61959-5	SE-030916-JN-005	Total/NA	Solid	3540C	
240-61959-6	SE-030916-JN-006	Total/NA	Solid	3540C	
240-61959-7	SE-030916-JN-007	Total/NA	Solid	3540C	
240-61959-8	SE-030916-JN-008	Total/NA	Solid	3540C	
240-61959-9	SE-030916-JN-009	Total/NA	Solid	3540C	
240-61959-10	SE-030916-JN-010	Total/NA	Solid	3540C	
LCS 240-221107/23-A	Lab Control Sample	Total/NA	Solid	3540C	
MB 240-221107/22-A	Method Blank	Total/NA	Solid	3540C	

### Prep Batch: 221445

Lab Sample ID	Client Sample ID	Prep Type	Matrix	Method	Prep Batch
240-61959-1	SE-030916-JN-001	Total/NA	Solid	1630	
240-61959-1 MS	SE-030916-JN-001	Total/NA	Solid	1630	
240-61959-1 MSD	SE-030916-JN-001	Total/NA	Solid	1630	

TestAmerica Canton

# QC Association Summary

Client: GHD Services Inc.  
 Project/Site: 58505, Janesville WI, SSOW 108014

TestAmerica Job ID: 240-61959-1

## GC Semi VOA (Continued)

### Prep Batch: 221445 (Continued)

Lab Sample ID	Client Sample ID	Prep Type	Matrix	Method	Prep Batch
240-61959-4	SE-030916-JN-004	Total/NA	Solid	1630	
240-61959-7	SE-030916-JN-007	Total/NA	Solid	1630	
LCS 240-221445/2-A	Lab Control Sample	Total/NA	Solid	1630	
MB 240-221445/1-A	Method Blank	Total/NA	Solid	1630	

### Analysis Batch: 221640

Lab Sample ID	Client Sample ID	Prep Type	Matrix	Method	Prep Batch
240-61959-8	SE-030916-JN-008	Total/NA	Solid	8082	221107
240-61959-10	SE-030916-JN-010	Total/NA	Solid	8082	221107
LCS 240-221107/23-A	Lab Control Sample	Total/NA	Solid	8082	221107
MB 240-221107/22-A	Method Blank	Total/NA	Solid	8082	221107

### Analysis Batch: 221734

Lab Sample ID	Client Sample ID	Prep Type	Matrix	Method	Prep Batch
240-61959-2	SE-030916-JN-002	Total/NA	Solid	8082	221107
240-61959-3	SE-030916-JN-003	Total/NA	Solid	8082	221107
240-61959-5	SE-030916-JN-005	Total/NA	Solid	8082	221107
240-61959-6	SE-030916-JN-006	Total/NA	Solid	8082	221107
240-61959-7	SE-030916-JN-007	Total/NA	Solid	8082	221107
240-61959-9	SE-030916-JN-009	Total/NA	Solid	8082	221107

### Analysis Batch: 222103

Lab Sample ID	Client Sample ID	Prep Type	Matrix	Method	Prep Batch
240-61959-1	SE-030916-JN-001	Total/NA	Solid	8082	221107
240-61959-4	SE-030916-JN-004	Total/NA	Solid	8082	221107

### Analysis Batch: 222277

Lab Sample ID	Client Sample ID	Prep Type	Matrix	Method	Prep Batch
240-61959-1	SE-030916-JN-001	Total/NA	Solid	1630	221445
240-61959-1 MS	SE-030916-JN-001	Total/NA	Solid	1630	221445
240-61959-1 MSD	SE-030916-JN-001	Total/NA	Solid	1630	221445
240-61959-4	SE-030916-JN-004	Total/NA	Solid	1630	221445
240-61959-7	SE-030916-JN-007	Total/NA	Solid	1630	221445
LCS 240-221445/2-A	Lab Control Sample	Total/NA	Solid	1630	221445
MB 240-221445/1-A	Method Blank	Total/NA	Solid	1630	221445

## Metals

### Prep Batch: 170984

Lab Sample ID	Client Sample ID	Prep Type	Matrix	Method	Prep Batch
240-61959-12	SE-030916-JN-001	SEM/AVS	Sediment	AVSSEM	
240-61959-13	SE-030916-JN-004	SEM/AVS	Sediment	AVSSEM	
240-61959-14	SE-030916-JN-007	SEM/AVS	Sediment	AVSSEM	
LCS 180-170984/2-A	Lab Control Sample	SEM/AVS	Sediment	AVSSEM	
LCS 180-170984/2-B	Lab Control Sample	SEM/AVS	Sediment	AVSSEM	
MB 180-170984/1-A	Method Blank	SEM/AVS	Sediment	AVSSEM	
MB 180-170984/1-B	Method Blank	SEM/AVS	Sediment	AVSSEM	

TestAmerica Canton

# QC Association Summary

Client: GHD Services Inc.  
Project/Site: 58505, Janesville WI, SSOW 108014

TestAmerica Job ID: 240-61959-1

## Metals (Continued)

### Prep Batch: 171122

Lab Sample ID	Client Sample ID	Prep Type	Matrix	Method	Prep Batch
240-61959-12	SE-030916-JN-001	SEM/AVS	Sediment	7470A	170984
240-61959-13	SE-030916-JN-004	SEM/AVS	Sediment	7470A	170984
240-61959-14	SE-030916-JN-007	SEM/AVS	Sediment	7470A	170984
LCS 180-170984/2-B	Lab Control Sample	SEM/AVS	Sediment	7470A	170984
MB 180-170984/1-B	Method Blank	SEM/AVS	Sediment	7470A	170984

### Analysis Batch: 171226

Lab Sample ID	Client Sample ID	Prep Type	Matrix	Method	Prep Batch
240-61959-12	SE-030916-JN-001	SEM/AVS	Sediment	7470A	171122
240-61959-13	SE-030916-JN-004	SEM/AVS	Sediment	7470A	171122
240-61959-14	SE-030916-JN-007	SEM/AVS	Sediment	7470A	171122
LCS 180-170984/2-B	Lab Control Sample	SEM/AVS	Sediment	7470A	171122
MB 180-170984/1-B	Method Blank	SEM/AVS	Sediment	7470A	171122

### Analysis Batch: 171287

Lab Sample ID	Client Sample ID	Prep Type	Matrix	Method	Prep Batch
240-61959-12	SE-030916-JN-001	SEM/AVS	Sediment	6010B	170984
240-61959-13	SE-030916-JN-004	SEM/AVS	Sediment	6010B	170984
240-61959-14	SE-030916-JN-007	SEM/AVS	Sediment	6010B	170984
LCS 180-170984/2-A	Lab Control Sample	SEM/AVS	Sediment	6010B	170984
MB 180-170984/1-A	Method Blank	SEM/AVS	Sediment	6010B	170984

### Analysis Batch: 171363

Lab Sample ID	Client Sample ID	Prep Type	Matrix	Method	Prep Batch
240-61959-12	SE-030916-JN-001	SEM/AVS	Sediment	6010B	170984
240-61959-13	SE-030916-JN-004	SEM/AVS	Sediment	6010B	170984
240-61959-14	SE-030916-JN-007	SEM/AVS	Sediment	6010B	170984

### Analysis Batch: 171444

Lab Sample ID	Client Sample ID	Prep Type	Matrix	Method	Prep Batch
240-61959-12	SE-030916-JN-001	SEM/AVS	Sediment	SEM	
240-61959-13	SE-030916-JN-004	SEM/AVS	Sediment	SEM	
240-61959-14	SE-030916-JN-007	SEM/AVS	Sediment	SEM	

### Prep Batch: 221214

Lab Sample ID	Client Sample ID	Prep Type	Matrix	Method	Prep Batch
240-61959-1	SE-030916-JN-001	Total/NA	Solid	3050B	
240-61959-1 MS	SE-030916-JN-001	Total/NA	Solid	3050B	
240-61959-1 MSD	SE-030916-JN-001	Total/NA	Solid	3050B	
240-61959-2	SE-030916-JN-002	Total/NA	Solid	3050B	
240-61959-3	SE-030916-JN-003	Total/NA	Solid	3050B	
240-61959-4	SE-030916-JN-004	Total/NA	Solid	3050B	
240-61959-5	SE-030916-JN-005	Total/NA	Solid	3050B	
240-61959-6	SE-030916-JN-006	Total/NA	Solid	3050B	
240-61959-7	SE-030916-JN-007	Total/NA	Solid	3050B	
240-61959-8	SE-030916-JN-008	Total/NA	Solid	3050B	
240-61959-9	SE-030916-JN-009	Total/NA	Solid	3050B	
240-61959-10	SE-030916-JN-010	Total/NA	Solid	3050B	
LCS 240-221214/3-A ^2	Lab Control Sample	Total/NA	Solid	3050B	
MB 240-221214/1-A ^2	Method Blank	Total/NA	Solid	3050B	

TestAmerica Canton

# QC Association Summary

Client: GHD Services Inc.  
 Project/Site: 58505, Janesville WI, SSOW 108014

TestAmerica Job ID: 240-61959-1

## Metals (Continued)

### Prep Batch: 221218

Lab Sample ID	Client Sample ID	Prep Type	Matrix	Method	Prep Batch
240-61959-1	SE-030916-JN-001	Total/NA	Solid	7471A	
240-61959-2	SE-030916-JN-002	Total/NA	Solid	7471A	
240-61959-3	SE-030916-JN-003	Total/NA	Solid	7471A	
240-61959-4	SE-030916-JN-004	Total/NA	Solid	7471A	
240-61959-5	SE-030916-JN-005	Total/NA	Solid	7471A	
240-61959-6	SE-030916-JN-006	Total/NA	Solid	7471A	
240-61959-7	SE-030916-JN-007	Total/NA	Solid	7471A	
240-61959-8	SE-030916-JN-008	Total/NA	Solid	7471A	
240-61959-9	SE-030916-JN-009	Total/NA	Solid	7471A	
240-61959-10	SE-030916-JN-010	Total/NA	Solid	7471A	
LCS 240-221218/2-A	Lab Control Sample	Total/NA	Solid	7471A	
MB 240-221218/1-A	Method Blank	Total/NA	Solid	7471A	

### Analysis Batch: 221647

Lab Sample ID	Client Sample ID	Prep Type	Matrix	Method	Prep Batch
240-61959-1	SE-030916-JN-001	Total/NA	Solid	7471A	221218
240-61959-2	SE-030916-JN-002	Total/NA	Solid	7471A	221218
240-61959-3	SE-030916-JN-003	Total/NA	Solid	7471A	221218
240-61959-4	SE-030916-JN-004	Total/NA	Solid	7471A	221218
240-61959-5	SE-030916-JN-005	Total/NA	Solid	7471A	221218
240-61959-6	SE-030916-JN-006	Total/NA	Solid	7471A	221218
240-61959-7	SE-030916-JN-007	Total/NA	Solid	7471A	221218
240-61959-8	SE-030916-JN-008	Total/NA	Solid	7471A	221218
240-61959-9	SE-030916-JN-009	Total/NA	Solid	7471A	221218
240-61959-10	SE-030916-JN-010	Total/NA	Solid	7471A	221218
LCS 240-221218/2-A	Lab Control Sample	Total/NA	Solid	7471A	221218
MB 240-221218/1-A	Method Blank	Total/NA	Solid	7471A	221218

### Leach Batch: 221744

Lab Sample ID	Client Sample ID	Prep Type	Matrix	Method	Prep Batch
240-61959-6	SE-030916-JN-006	TCLP	Solid	1311	
LB 240-221744/1-B	Method Blank	TCLP	Solid	1311	
LB 240-221744/1-C	Method Blank	TCLP	Solid	1311	

### Leach Batch: 221748

Lab Sample ID	Client Sample ID	Prep Type	Matrix	Method	Prep Batch
240-61959-3	SE-030916-JN-003	TCLP	Solid	1311	
LB 240-221748/1-B	Method Blank	TCLP	Solid	1311	
LB 240-221748/1-C	Method Blank	TCLP	Solid	1311	

### Prep Batch: 221797

Lab Sample ID	Client Sample ID	Prep Type	Matrix	Method	Prep Batch
240-61959-3	SE-030916-JN-003	TCLP	Solid	3010A	221748
LB 240-221748/1-B	Method Blank	TCLP	Solid	3010A	221748
LCS 240-221797/3-A	Lab Control Sample	Total/NA	Solid	3010A	
MB 240-221797/2-A	Method Blank	Total/NA	Solid	3010A	

### Prep Batch: 221801

Lab Sample ID	Client Sample ID	Prep Type	Matrix	Method	Prep Batch
240-61959-3	SE-030916-JN-003	TCLP	Solid	7470A	221748
LB 240-221748/1-C	Method Blank	TCLP	Solid	7470A	221748

TestAmerica Canton

# QC Association Summary

Client: GHD Services Inc.  
 Project/Site: 58505, Janesville WI, SSOW 108014

TestAmerica Job ID: 240-61959-1

## Metals (Continued)

### Prep Batch: 221801 (Continued)

Lab Sample ID	Client Sample ID	Prep Type	Matrix	Method	Prep Batch
LCS 240-221801/3-A	Lab Control Sample	Total/NA	Solid	7470A	
MB 240-221801/2-A	Method Blank	Total/NA	Solid	7470A	

### Prep Batch: 221808

Lab Sample ID	Client Sample ID	Prep Type	Matrix	Method	Prep Batch
240-61959-6	SE-030916-JN-006	TCLP	Solid	3010A	221744
LB 240-221744/1-B	Method Blank	TCLP	Solid	3010A	221744
LCS 240-221808/3-A	Lab Control Sample	Total/NA	Solid	3010A	
MB 240-221808/2-A	Method Blank	Total/NA	Solid	3010A	

### Prep Batch: 221812

Lab Sample ID	Client Sample ID	Prep Type	Matrix	Method	Prep Batch
240-61959-6	SE-030916-JN-006	TCLP	Solid	7470A	221744
LB 240-221744/1-C	Method Blank	TCLP	Solid	7470A	221744
LCS 240-221812/3-A	Lab Control Sample	Total/NA	Solid	7470A	
MB 240-221812/2-A	Method Blank	Total/NA	Solid	7470A	

### Analysis Batch: 222033

Lab Sample ID	Client Sample ID	Prep Type	Matrix	Method	Prep Batch
240-61959-3	SE-030916-JN-003	TCLP	Solid	6010B	221797
240-61959-6	SE-030916-JN-006	TCLP	Solid	6010B	221808
LB 240-221744/1-B	Method Blank	TCLP	Solid	6010B	221808
LB 240-221748/1-B	Method Blank	TCLP	Solid	6010B	221797
LCS 240-221797/3-A	Lab Control Sample	Total/NA	Solid	6010B	221797
LCS 240-221808/3-A	Lab Control Sample	Total/NA	Solid	6010B	221808
MB 240-221797/2-A	Method Blank	Total/NA	Solid	6010B	221797
MB 240-221808/2-A	Method Blank	Total/NA	Solid	6010B	221808

### Analysis Batch: 222045

Lab Sample ID	Client Sample ID	Prep Type	Matrix	Method	Prep Batch
240-61959-3	SE-030916-JN-003	TCLP	Solid	7470A	221801
240-61959-6	SE-030916-JN-006	TCLP	Solid	7470A	221812
LB 240-221744/1-C	Method Blank	TCLP	Solid	7470A	221812
LB 240-221748/1-C	Method Blank	TCLP	Solid	7470A	221801
LCS 240-221801/3-A	Lab Control Sample	Total/NA	Solid	7470A	221801
LCS 240-221812/3-A	Lab Control Sample	Total/NA	Solid	7470A	221812
MB 240-221801/2-A	Method Blank	Total/NA	Solid	7470A	221801
MB 240-221812/2-A	Method Blank	Total/NA	Solid	7470A	221812

### Analysis Batch: 222294

Lab Sample ID	Client Sample ID	Prep Type	Matrix	Method	Prep Batch
240-61959-1	SE-030916-JN-001	Total/NA	Solid	6020	221214
240-61959-1 MS	SE-030916-JN-001	Total/NA	Solid	6020	221214
240-61959-1 MSD	SE-030916-JN-001	Total/NA	Solid	6020	221214
240-61959-2	SE-030916-JN-002	Total/NA	Solid	6020	221214
240-61959-3	SE-030916-JN-003	Total/NA	Solid	6020	221214
240-61959-4	SE-030916-JN-004	Total/NA	Solid	6020	221214
240-61959-5	SE-030916-JN-005	Total/NA	Solid	6020	221214
240-61959-6	SE-030916-JN-006	Total/NA	Solid	6020	221214
240-61959-7	SE-030916-JN-007	Total/NA	Solid	6020	221214
240-61959-8	SE-030916-JN-008	Total/NA	Solid	6020	221214

TestAmerica Canton

# QC Association Summary

Client: GHD Services Inc.  
Project/Site: 58505, Janesville WI, SSOW 108014

TestAmerica Job ID: 240-61959-1

## Metals (Continued)

### Analysis Batch: 222294 (Continued)

Lab Sample ID	Client Sample ID	Prep Type	Matrix	Method	Prep Batch
240-61959-9	SE-030916-JN-009	Total/NA	Solid	6020	221214
240-61959-10	SE-030916-JN-010	Total/NA	Solid	6020	221214
LCS 240-221214/3-A ^2	Lab Control Sample	Total/NA	Solid	6020	221214
MB 240-221214/1-A ^2	Method Blank	Total/NA	Solid	6020	221214

### Analysis Batch: 222405

Lab Sample ID	Client Sample ID	Prep Type	Matrix	Method	Prep Batch
240-61959-1	SE-030916-JN-001	Total/NA	Solid	6020	221214
240-61959-1	SE-030916-JN-001	Total/NA	Solid	6020	221214
240-61959-1 MS	SE-030916-JN-001	Total/NA	Solid	6020	221214
240-61959-1 MS	SE-030916-JN-001	Total/NA	Solid	6020	221214
240-61959-1 MSD	SE-030916-JN-001	Total/NA	Solid	6020	221214
240-61959-1 MSD	SE-030916-JN-001	Total/NA	Solid	6020	221214
240-61959-2	SE-030916-JN-002	Total/NA	Solid	6020	221214
240-61959-3	SE-030916-JN-003	Total/NA	Solid	6020	221214
240-61959-4	SE-030916-JN-004	Total/NA	Solid	6020	221214
240-61959-4	SE-030916-JN-004	Total/NA	Solid	6020	221214
240-61959-5	SE-030916-JN-005	Total/NA	Solid	6020	221214
240-61959-6	SE-030916-JN-006	Total/NA	Solid	6020	221214
240-61959-7	SE-030916-JN-007	Total/NA	Solid	6020	221214
240-61959-8	SE-030916-JN-008	Total/NA	Solid	6020	221214
240-61959-8	SE-030916-JN-008	Total/NA	Solid	6020	221214
240-61959-9	SE-030916-JN-009	Total/NA	Solid	6020	221214
240-61959-10	SE-030916-JN-010	Total/NA	Solid	6020	221214
LCS 240-221214/3-A ^2	Lab Control Sample	Total/NA	Solid	6020	221214
MB 240-221214/1-A ^2	Method Blank	Total/NA	Solid	6020	221214

## General Chemistry

### Analysis Batch: 171000

Lab Sample ID	Client Sample ID	Prep Type	Matrix	Method	Prep Batch
240-61959-12	SE-030916-JN-001	Total/NA	Sediment	2540G	
240-61959-12 DU	SE-030916-JN-001	Total/NA	Sediment	2540G	
240-61959-13	SE-030916-JN-004	Total/NA	Sediment	2540G	
240-61959-14	SE-030916-JN-007	Total/NA	Sediment	2540G	

### Prep Batch: 171004

Lab Sample ID	Client Sample ID	Prep Type	Matrix	Method	Prep Batch
240-61959-12	SE-030916-JN-001	SEM/AVS	Sediment	AVSSEM	
240-61959-13	SE-030916-JN-004	SEM/AVS	Sediment	AVSSEM	
240-61959-14	SE-030916-JN-007	SEM/AVS	Sediment	AVSSEM	
LCS 180-171004/2-A	Lab Control Sample	SEM/AVS	Sediment	AVSSEM	
MB 180-171004/1-A	Method Blank	SEM/AVS	Sediment	AVSSEM	

### Analysis Batch: 171036

Lab Sample ID	Client Sample ID	Prep Type	Matrix	Method	Prep Batch
240-61959-12	SE-030916-JN-001	SEM/AVS	Sediment	9034	171004
240-61959-13	SE-030916-JN-004	SEM/AVS	Sediment	9034	171004
240-61959-14	SE-030916-JN-007	SEM/AVS	Sediment	9034	171004
LCS 180-171004/2-A	Lab Control Sample	SEM/AVS	Sediment	9034	171004

TestAmerica Canton

# QC Association Summary

Client: GHD Services Inc.  
 Project/Site: 58505, Janesville WI, SSOW 108014

TestAmerica Job ID: 240-61959-1

## General Chemistry (Continued)

### Analysis Batch: 171036 (Continued)

Lab Sample ID	Client Sample ID	Prep Type	Matrix	Method	Prep Batch
MB 180-171004/1-A	Method Blank	SEM/AVS	Sediment	9034	171004

### Analysis Batch: 171064

Lab Sample ID	Client Sample ID	Prep Type	Matrix	Method	Prep Batch
240-61959-1	SE-030916-JN-001	Total/NA	Solid	Lloyd Kahn	
240-61959-2	SE-030916-JN-002	Total/NA	Solid	Lloyd Kahn	
240-61959-2 DU	SE-030916-JN-002	Total/NA	Solid	Lloyd Kahn	
240-61959-2 MS	SE-030916-JN-002	Total/NA	Solid	Lloyd Kahn	
240-61959-2 MSD	SE-030916-JN-002	Total/NA	Solid	Lloyd Kahn	
240-61959-3	SE-030916-JN-003	Total/NA	Solid	Lloyd Kahn	
240-61959-4	SE-030916-JN-004	Total/NA	Solid	Lloyd Kahn	
240-61959-5	SE-030916-JN-005	Total/NA	Solid	Lloyd Kahn	
240-61959-6	SE-030916-JN-006	Total/NA	Solid	Lloyd Kahn	
240-61959-7	SE-030916-JN-007	Total/NA	Solid	Lloyd Kahn	
240-61959-8	SE-030916-JN-008	Total/NA	Solid	Lloyd Kahn	
240-61959-9	SE-030916-JN-009	Total/NA	Solid	Lloyd Kahn	
240-61959-10	SE-030916-JN-010	Total/NA	Solid	Lloyd Kahn	
LCS 180-171064/4	Lab Control Sample	Total/NA	Solid	Lloyd Kahn	
MB 180-171064/3	Method Blank	Total/NA	Solid	Lloyd Kahn	

### Analysis Batch: 221231

Lab Sample ID	Client Sample ID	Prep Type	Matrix	Method	Prep Batch
240-61959-1	SE-030916-JN-001	Total/NA	Solid	Moisture	
240-61959-2	SE-030916-JN-002	Total/NA	Solid	Moisture	
240-61959-3	SE-030916-JN-003	Total/NA	Solid	Moisture	
240-61959-4	SE-030916-JN-004	Total/NA	Solid	Moisture	
240-61959-5	SE-030916-JN-005	Total/NA	Solid	Moisture	
240-61959-5 DU	SE-030916-JN-005	Total/NA	Solid	Moisture	
240-61959-6	SE-030916-JN-006	Total/NA	Solid	Moisture	
240-61959-7	SE-030916-JN-007	Total/NA	Solid	Moisture	
240-61959-8	SE-030916-JN-008	Total/NA	Solid	Moisture	
240-61959-9	SE-030916-JN-009	Total/NA	Solid	Moisture	
240-61959-10	SE-030916-JN-010	Total/NA	Solid	Moisture	

# Lab Chronicle

Client: GHD Services Inc.  
Project/Site: 58505, Janesville WI, SSOW 108014

TestAmerica Job ID: 240-61959-1

**Client Sample ID: SE-030916-JN-001**

**Date Collected: 03/09/16 12:45**

**Date Received: 03/10/16 11:30**

**Lab Sample ID: 240-61959-1**

**Matrix: Solid**

Prep Type	Batch Type	Batch Method	Run	Dilution Factor	Batch Number	Prepared or Analyzed	Analyst	Lab
Total/NA	Analysis	Moisture		1	221231	03/11/16 14:03	BLW	TAL CAN

**Client Sample ID: SE-030916-JN-001**

**Date Collected: 03/09/16 12:45**

**Date Received: 03/10/16 11:30**

**Lab Sample ID: 240-61959-1**

**Matrix: Solid**

**Percent Solids: 58.3**

Prep Type	Batch Type	Batch Method	Run	Dilution Factor	Batch Number	Prepared or Analyzed	Analyst	Lab
Total/NA	Prep	5030A			221212	03/11/16 12:48	SAM	TAL CAN
Total/NA	Analysis	8260B		1	221125	03/11/16 18:54	SAM	TAL CAN
Total/NA	Prep	3540C			221127	03/11/16 08:42	YDN	TAL CAN
Total/NA	Analysis	8270C		50	222162	03/18/16 17:26	JMG	TAL CAN
Total/NA	Prep	1630			221445	03/14/16 11:58	SEM	TAL CAN
Total/NA	Analysis	1630		1	222277	03/18/16 20:42	RES	TAL CAN
Total/NA	Prep	3540C			221107	03/11/16 07:38	SDE	TAL CAN
Total/NA	Analysis	8082		20	222103	03/18/16 11:02	HMB	TAL CAN
Total/NA	Prep	3050B			221214	03/11/16 12:52	DEE	TAL CAN
Total/NA	Analysis	6020		2	222294	03/18/16 20:07	AS1	TAL CAN
Total/NA	Prep	3050B			221214	03/11/16 12:52	DEE	TAL CAN
Total/NA	Analysis	6020		2	222405	03/19/16 16:40	AS1	TAL CAN
Total/NA	Prep	3050B			221214	03/11/16 12:52	DEE	TAL CAN
Total/NA	Analysis	6020		20	222405	03/19/16 16:44	AS1	TAL CAN
Total/NA	Prep	7471A			221218	03/11/16 15:00	DEE	TAL CAN
Total/NA	Analysis	7471A		1	221647	03/15/16 08:05	DSH	TAL CAN
Total/NA	Analysis	Lloyd Kahn		1	171064	03/16/16 13:22	JDD	TAL PIT

**Client Sample ID: SE-030916-JN-002**

**Date Collected: 03/09/16 12:55**

**Date Received: 03/10/16 11:30**

**Lab Sample ID: 240-61959-2**

**Matrix: Solid**

Prep Type	Batch Type	Batch Method	Run	Dilution Factor	Batch Number	Prepared or Analyzed	Analyst	Lab
Total/NA	Analysis	Moisture		1	221231	03/11/16 14:03	BLW	TAL CAN

**Client Sample ID: SE-030916-JN-002**

**Date Collected: 03/09/16 12:55**

**Date Received: 03/10/16 11:30**

**Lab Sample ID: 240-61959-2**

**Matrix: Solid**

**Percent Solids: 46.5**

Prep Type	Batch Type	Batch Method	Run	Dilution Factor	Batch Number	Prepared or Analyzed	Analyst	Lab
Total/NA	Prep	5030A			221212	03/11/16 12:48	SAM	TAL CAN
Total/NA	Analysis	8260B		1	221125	03/11/16 19:45	SAM	TAL CAN
Total/NA	Prep	3540C			221127	03/11/16 08:42	YDN	TAL CAN
Total/NA	Analysis	8270C		50	222162	03/18/16 19:50	JMG	TAL CAN
Total/NA	Prep	3540C			221107	03/11/16 07:38	SDE	TAL CAN
Total/NA	Analysis	8082		5	221734	03/16/16 15:34	HMB	TAL CAN

TestAmerica Canton



# Lab Chronicle

Client: GHD Services Inc.  
Project/Site: 58505, Janesville WI, SSOW 108014

TestAmerica Job ID: 240-61959-1

Prep Type	Batch Type	Batch Method	Run	Dilution Factor	Batch Number	Prepared or Analyzed	Analyst	Lab
Total/NA	Prep	3050B			221214	03/11/16 12:52	DEE	TAL CAN
Total/NA	Analysis	6020		2	222294	03/18/16 20:28	AS1	TAL CAN
Total/NA	Prep	3050B			221214	03/11/16 12:52	DEE	TAL CAN
Total/NA	Analysis	6020		2	222405	03/19/16 17:29	AS1	TAL CAN
Total/NA	Prep	7471A			221218	03/11/16 15:00	DEE	TAL CAN
Total/NA	Analysis	7471A		5	221647	03/15/16 08:07	DSH	TAL CAN
Total/NA	Analysis	Lloyd Kahn		1	171064	03/16/16 13:49	JDD	TAL PIT

**Client Sample ID: SE-030916-JN-003**

**Lab Sample ID: 240-61959-3**

**Date Collected: 03/09/16 13:10**

**Matrix: Solid**

**Date Received: 03/10/16 11:30**

Prep Type	Batch Type	Batch Method	Run	Dilution Factor	Batch Number	Prepared or Analyzed	Analyst	Lab
TCLP	Leach	1311			221748	03/15/16 17:05	DRJ	TAL CAN
TCLP	Prep	3010A			221797	03/16/16 11:10	WKD	TAL CAN
TCLP	Analysis	6010B		1	222033	03/17/16 21:26	RKT	TAL CAN
TCLP	Leach	1311			221748	03/15/16 17:05	DRJ	TAL CAN
TCLP	Prep	7470A			221801	03/16/16 14:00	WKD	TAL CAN
TCLP	Analysis	7470A		1	222045	03/17/16 12:03	DSH	TAL CAN
Total/NA	Analysis	Moisture		1	221231	03/11/16 14:03	BLW	TAL CAN

**Client Sample ID: SE-030916-JN-003**

**Lab Sample ID: 240-61959-3**

**Date Collected: 03/09/16 13:10**

**Matrix: Solid**

**Date Received: 03/10/16 11:30**

**Percent Solids: 45.9**

Prep Type	Batch Type	Batch Method	Run	Dilution Factor	Batch Number	Prepared or Analyzed	Analyst	Lab
Total/NA	Prep	5030A			221212	03/11/16 12:48	SAM	TAL CAN
Total/NA	Analysis	8260B		1	221125	03/11/16 20:10	SAM	TAL CAN
Total/NA	Prep	3540C			221127	03/11/16 08:42	YDN	TAL CAN
Total/NA	Analysis	8270C		50	222162	03/18/16 19:26	JMG	TAL CAN
Total/NA	Prep	3540C			221107	03/11/16 07:38	SDE	TAL CAN
Total/NA	Analysis	8082		5	221734	03/16/16 15:51	HMB	TAL CAN
Total/NA	Prep	3050B			221214	03/11/16 12:52	DEE	TAL CAN
Total/NA	Analysis	6020		2	222294	03/18/16 20:32	AS1	TAL CAN
Total/NA	Prep	3050B			221214	03/11/16 12:52	DEE	TAL CAN
Total/NA	Analysis	6020		2	222405	03/19/16 17:33	AS1	TAL CAN
Total/NA	Prep	7471A			221218	03/11/16 15:00	DEE	TAL CAN
Total/NA	Analysis	7471A		1	221647	03/15/16 08:08	DSH	TAL CAN
Total/NA	Analysis	Lloyd Kahn		1	171064	03/16/16 14:31	JDD	TAL PIT

**Client Sample ID: SE-030916-JN-004**

**Lab Sample ID: 240-61959-4**

**Date Collected: 03/09/16 14:25**

**Matrix: Solid**

**Date Received: 03/10/16 11:30**

Prep Type	Batch Type	Batch Method	Run	Dilution Factor	Batch Number	Prepared or Analyzed	Analyst	Lab
Total/NA	Analysis	Moisture		1	221231	03/11/16 14:03	BLW	TAL CAN

TestAmerica Canton

# Lab Chronicle

Client: GHD Services Inc.  
 Project/Site: 58505, Janesville WI, SSOW 108014

TestAmerica Job ID: 240-61959-1

**Client Sample ID: SE-030916-JN-004**

**Lab Sample ID: 240-61959-4**

**Date Collected: 03/09/16 14:25**

**Matrix: Solid**

**Date Received: 03/10/16 11:30**

**Percent Solids: 42.8**

Prep Type	Batch Type	Batch Method	Run	Dilution Factor	Batch Number	Prepared or Analyzed	Analyst	Lab
Total/NA	Prep	5030A			221212	03/11/16 12:48	SAM	TAL CAN
Total/NA	Analysis	8260B		1	221125	03/11/16 16:46	SAM	TAL CAN
Total/NA	Prep	3540C			221127	03/11/16 08:42	YDN	TAL CAN
Total/NA	Analysis	8270C		20	222162	03/18/16 18:14	JMG	TAL CAN
Total/NA	Prep	1630			221445	03/14/16 11:58	SEM	TAL CAN
Total/NA	Analysis	1630		1	222277	03/18/16 21:46	RES	TAL CAN
Total/NA	Prep	3540C			221107	03/11/16 07:38	SDE	TAL CAN
Total/NA	Analysis	8082		5	222103	03/18/16 13:58	HMB	TAL CAN
Total/NA	Prep	3050B			221214	03/11/16 12:52	DEE	TAL CAN
Total/NA	Analysis	6020		2	222294	03/18/16 20:36	AS1	TAL CAN
Total/NA	Prep	3050B			221214	03/11/16 12:52	DEE	TAL CAN
Total/NA	Analysis	6020		2	222405	03/19/16 17:37	AS1	TAL CAN
Total/NA	Prep	3050B			221214	03/11/16 12:52	DEE	TAL CAN
Total/NA	Analysis	6020		10	222405	03/19/16 17:41	AS1	TAL CAN
Total/NA	Prep	7471A			221218	03/11/16 15:00	DEE	TAL CAN
Total/NA	Analysis	7471A		1	221647	03/15/16 08:09	DSH	TAL CAN
Total/NA	Analysis	Lloyd Kahn		1	171064	03/16/16 14:52	JDD	TAL PIT

**Client Sample ID: SE-030916-JN-005**

**Lab Sample ID: 240-61959-5**

**Date Collected: 03/09/16 14:35**

**Matrix: Solid**

**Date Received: 03/10/16 11:30**

Prep Type	Batch Type	Batch Method	Run	Dilution Factor	Batch Number	Prepared or Analyzed	Analyst	Lab
Total/NA	Analysis	Moisture		1	221231	03/11/16 14:03	BLW	TAL CAN

**Client Sample ID: SE-030916-JN-005**

**Lab Sample ID: 240-61959-5**

**Date Collected: 03/09/16 14:35**

**Matrix: Solid**

**Date Received: 03/10/16 11:30**

**Percent Solids: 52.7**

Prep Type	Batch Type	Batch Method	Run	Dilution Factor	Batch Number	Prepared or Analyzed	Analyst	Lab
Total/NA	Prep	5030A			221212	03/11/16 12:48	SAM	TAL CAN
Total/NA	Analysis	8260B		1	221125	03/11/16 17:12	SAM	TAL CAN
Total/NA	Prep	3540C			221127	03/11/16 08:42	YDN	TAL CAN
Total/NA	Analysis	8270C		20	222162	03/18/16 17:50	JMG	TAL CAN
Total/NA	Prep	3540C			221107	03/11/16 07:38	SDE	TAL CAN
Total/NA	Analysis	8082		5	221734	03/16/16 16:26	HMB	TAL CAN
Total/NA	Prep	3050B			221214	03/11/16 12:52	DEE	TAL CAN
Total/NA	Analysis	6020		2	222294	03/18/16 20:48	AS1	TAL CAN
Total/NA	Prep	3050B			221214	03/11/16 12:52	DEE	TAL CAN
Total/NA	Analysis	6020		2	222405	03/19/16 17:45	AS1	TAL CAN
Total/NA	Prep	7471A			221218	03/11/16 15:00	DEE	TAL CAN
Total/NA	Analysis	7471A		1	221647	03/15/16 08:10	DSH	TAL CAN
Total/NA	Analysis	Lloyd Kahn		1	171064	03/16/16 15:02	JDD	TAL PIT

TestAmerica Canton

# Lab Chronicle

Client: GHD Services Inc.  
Project/Site: 58505, Janesville WI, SSOW 108014

TestAmerica Job ID: 240-61959-1

**Client Sample ID: SE-030916-JN-006**

**Lab Sample ID: 240-61959-6**

**Date Collected: 03/09/16 14:45**

**Matrix: Solid**

**Date Received: 03/10/16 11:30**

Prep Type	Batch Type	Batch Method	Run	Dilution Factor	Batch Number	Prepared or Analyzed	Analyst	Lab
TCLP	Leach	1311			221744	03/15/16 17:05	DRJ	TAL CAN
TCLP	Prep	3010A			221808	03/16/16 11:41	WKD	TAL CAN
TCLP	Analysis	6010B		1	222033	03/17/16 20:19	RKT	TAL CAN
TCLP	Leach	1311			221744	03/15/16 17:05	DRJ	TAL CAN
TCLP	Prep	7470A			221812	03/16/16 14:00	WKD	TAL CAN
TCLP	Analysis	7470A		1	222045	03/17/16 12:43	DSH	TAL CAN
Total/NA	Analysis	Moisture		1	221231	03/11/16 14:03	BLW	TAL CAN

**Client Sample ID: SE-030916-JN-006**

**Lab Sample ID: 240-61959-6**

**Date Collected: 03/09/16 14:45**

**Matrix: Solid**

**Date Received: 03/10/16 11:30**

**Percent Solids: 64.4**

Prep Type	Batch Type	Batch Method	Run	Dilution Factor	Batch Number	Prepared or Analyzed	Analyst	Lab
Total/NA	Prep	5030A			221212	03/11/16 12:48	SAM	TAL CAN
Total/NA	Analysis	8260B		1	221125	03/11/16 18:03	SAM	TAL CAN
Total/NA	Prep	3540C			221127	03/11/16 08:42	YDN	TAL CAN
Total/NA	Analysis	8270C		20	222162	03/18/16 18:38	JMG	TAL CAN
Total/NA	Prep	3540C			221107	03/11/16 07:38	SDE	TAL CAN
Total/NA	Analysis	8082		5	221734	03/16/16 16:44	HMB	TAL CAN
Total/NA	Prep	3050B			221214	03/11/16 12:52	DEE	TAL CAN
Total/NA	Analysis	6020		2	222294	03/18/16 20:53	AS1	TAL CAN
Total/NA	Prep	3050B			221214	03/11/16 12:52	DEE	TAL CAN
Total/NA	Analysis	6020		2	222405	03/19/16 17:49	AS1	TAL CAN
Total/NA	Prep	7471A			221218	03/11/16 15:00	DEE	TAL CAN
Total/NA	Analysis	7471A		1	221647	03/15/16 08:12	DSH	TAL CAN
Total/NA	Analysis	Lloyd Kahn		1	171064	03/16/16 15:13	JDD	TAL PIT

**Client Sample ID: SE-030916-JN-007**

**Lab Sample ID: 240-61959-7**

**Date Collected: 03/09/16 15:45**

**Matrix: Solid**

**Date Received: 03/10/16 11:30**

Prep Type	Batch Type	Batch Method	Run	Dilution Factor	Batch Number	Prepared or Analyzed	Analyst	Lab
Total/NA	Analysis	Moisture		1	221231	03/11/16 14:03	BLW	TAL CAN

**Client Sample ID: SE-030916-JN-007**

**Lab Sample ID: 240-61959-7**

**Date Collected: 03/09/16 15:45**

**Matrix: Solid**

**Date Received: 03/10/16 11:30**

**Percent Solids: 46.7**

Prep Type	Batch Type	Batch Method	Run	Dilution Factor	Batch Number	Prepared or Analyzed	Analyst	Lab
Total/NA	Prep	5030B			221222	03/11/16 13:46	LAM	TAL CAN
Total/NA	Analysis	8260B		1	221688	03/16/16 09:00	TJL2	TAL CAN
Total/NA	Prep	3540C			221127	03/11/16 08:42	YDN	TAL CAN
Total/NA	Analysis	8270C		50	222162	03/18/16 20:14	JMG	TAL CAN

TestAmerica Canton

# Lab Chronicle

Client: GHD Services Inc.  
 Project/Site: 58505, Janesville WI, SSOW 108014

TestAmerica Job ID: 240-61959-1

**Client Sample ID: SE-030916-JN-007**

**Lab Sample ID: 240-61959-7**

**Date Collected: 03/09/16 15:45**

**Matrix: Solid**

**Date Received: 03/10/16 11:30**

**Percent Solids: 46.7**

Prep Type	Batch Type	Batch Method	Run	Dilution Factor	Batch Number	Prepared or Analyzed	Analyst	Lab
Total/NA	Prep	1630			221445	03/14/16 11:58	SEM	TAL CAN
Total/NA	Analysis	1630		1	222277	03/18/16 22:07	RES	TAL CAN
Total/NA	Prep	3540C			221107	03/11/16 07:38	SDE	TAL CAN
Total/NA	Analysis	8082		5	221734	03/16/16 17:02	HMB	TAL CAN
Total/NA	Prep	3050B			221214	03/11/16 12:52	DEE	TAL CAN
Total/NA	Analysis	6020		2	222294	03/18/16 20:57	AS1	TAL CAN
Total/NA	Prep	3050B			221214	03/11/16 12:52	DEE	TAL CAN
Total/NA	Analysis	6020		2	222405	03/19/16 18:06	AS1	TAL CAN
Total/NA	Prep	7471A			221218	03/11/16 15:00	DEE	TAL CAN
Total/NA	Analysis	7471A		10	221647	03/15/16 08:13	DSH	TAL CAN
Total/NA	Analysis	Lloyd Kahn		1	171064	03/16/16 15:23	JDD	TAL PIT

**Client Sample ID: SE-030916-JN-008**

**Lab Sample ID: 240-61959-8**

**Date Collected: 03/09/16 15:50**

**Matrix: Solid**

**Date Received: 03/10/16 11:30**

Prep Type	Batch Type	Batch Method	Run	Dilution Factor	Batch Number	Prepared or Analyzed	Analyst	Lab
Total/NA	Analysis	Moisture		1	221231	03/11/16 14:03	BLW	TAL CAN

**Client Sample ID: SE-030916-JN-008**

**Lab Sample ID: 240-61959-8**

**Date Collected: 03/09/16 15:50**

**Matrix: Solid**

**Date Received: 03/10/16 11:30**

**Percent Solids: 55.1**

Prep Type	Batch Type	Batch Method	Run	Dilution Factor	Batch Number	Prepared or Analyzed	Analyst	Lab
Total/NA	Prep	5030B			221222	03/11/16 13:46	LAM	TAL CAN
Total/NA	Analysis	8260B		1	221892	03/17/16 09:34	TJL2	TAL CAN
Total/NA	Prep	3540C			221127	03/11/16 08:42	YDN	TAL CAN
Total/NA	Analysis	8270C		50	222162	03/18/16 20:38	JMG	TAL CAN
Total/NA	Prep	3540C			221107	03/11/16 07:38	SDE	TAL CAN
Total/NA	Analysis	8082		2	221640	03/15/16 21:36	KMG	TAL CAN
Total/NA	Prep	3050B			221214	03/11/16 12:52	DEE	TAL CAN
Total/NA	Analysis	6020		2	222294	03/18/16 21:05	AS1	TAL CAN
Total/NA	Prep	3050B			221214	03/11/16 12:52	DEE	TAL CAN
Total/NA	Analysis	6020		2	222405	03/19/16 18:10	AS1	TAL CAN
Total/NA	Prep	3050B			221214	03/11/16 12:52	DEE	TAL CAN
Total/NA	Analysis	6020		10	222405	03/19/16 18:14	AS1	TAL CAN
Total/NA	Prep	7471A			221218	03/11/16 15:00	DEE	TAL CAN
Total/NA	Analysis	7471A		10	221647	03/15/16 08:14	DSH	TAL CAN
Total/NA	Analysis	Lloyd Kahn		1	171064	03/16/16 15:34	JDD	TAL PIT

TestAmerica Canton

# Lab Chronicle

Client: GHD Services Inc.  
Project/Site: 58505, Janesville WI, SSOW 108014

TestAmerica Job ID: 240-61959-1

**Client Sample ID: SE-030916-JN-009**

**Lab Sample ID: 240-61959-9**

**Date Collected: 03/09/16 15:55**

**Matrix: Solid**

**Date Received: 03/10/16 11:30**

Prep Type	Batch Type	Batch Method	Run	Dilution Factor	Batch Number	Prepared or Analyzed	Analyst	Lab
Total/NA	Analysis	Moisture		1	221231	03/11/16 14:03	BLW	TAL CAN

**Client Sample ID: SE-030916-JN-009**

**Lab Sample ID: 240-61959-9**

**Date Collected: 03/09/16 15:55**

**Matrix: Solid**

**Date Received: 03/10/16 11:30**

**Percent Solids: 48.4**

Prep Type	Batch Type	Batch Method	Run	Dilution Factor	Batch Number	Prepared or Analyzed	Analyst	Lab
Total/NA	Prep	5030B			221222	03/11/16 13:46	LAM	TAL CAN
Total/NA	Analysis	8260B		1	221892	03/17/16 10:38	TJL2	TAL CAN
Total/NA	Prep	3540C			221127	03/11/16 08:42	YDN	TAL CAN
Total/NA	Analysis	8270C		50	222162	03/18/16 21:02	JMG	TAL CAN
Total/NA	Prep	3540C			221107	03/11/16 07:38	SDE	TAL CAN
Total/NA	Analysis	8082		5	221734	03/16/16 17:19	HMB	TAL CAN
Total/NA	Prep	3050B			221214	03/11/16 12:52	DEE	TAL CAN
Total/NA	Analysis	6020		2	222294	03/18/16 21:13	AS1	TAL CAN
Total/NA	Prep	3050B			221214	03/11/16 12:52	DEE	TAL CAN
Total/NA	Analysis	6020		2	222405	03/19/16 18:18	AS1	TAL CAN
Total/NA	Prep	7471A			221218	03/11/16 15:00	DEE	TAL CAN
Total/NA	Analysis	7471A		10	221647	03/15/16 08:15	DSH	TAL CAN
Total/NA	Analysis	Lloyd Kahn		1	171064	03/16/16 15:44	JDD	TAL PIT

**Client Sample ID: SE-030916-JN-010**

**Lab Sample ID: 240-61959-10**

**Date Collected: 03/09/16 16:00**

**Matrix: Solid**

**Date Received: 03/10/16 11:30**

Prep Type	Batch Type	Batch Method	Run	Dilution Factor	Batch Number	Prepared or Analyzed	Analyst	Lab
Total/NA	Analysis	Moisture		1	221231	03/11/16 14:03	BLW	TAL CAN

**Client Sample ID: SE-030916-JN-010**

**Lab Sample ID: 240-61959-10**

**Date Collected: 03/09/16 16:00**

**Matrix: Solid**

**Date Received: 03/10/16 11:30**

**Percent Solids: 51.5**

Prep Type	Batch Type	Batch Method	Run	Dilution Factor	Batch Number	Prepared or Analyzed	Analyst	Lab
Total/NA	Prep	5030B			221222	03/11/16 13:46	LAM	TAL CAN
Total/NA	Analysis	8260B		1	221892	03/17/16 11:00	TJL2	TAL CAN
Total/NA	Prep	3540C			221127	03/11/16 08:42	YDN	TAL CAN
Total/NA	Analysis	8270C		20	222162	03/18/16 19:02	JMG	TAL CAN
Total/NA	Prep	3540C			221107	03/11/16 07:38	SDE	TAL CAN
Total/NA	Analysis	8082		2	221640	03/15/16 22:10	KMG	TAL CAN
Total/NA	Prep	3050B			221214	03/11/16 12:52	DEE	TAL CAN
Total/NA	Analysis	6020		2	222294	03/18/16 21:22	AS1	TAL CAN
Total/NA	Prep	3050B			221214	03/11/16 12:52	DEE	TAL CAN
Total/NA	Analysis	6020		2	222405	03/19/16 18:22	AS1	TAL CAN

TestAmerica Canton

# Lab Chronicle

Client: GHD Services Inc.  
Project/Site: 58505, Janesville WI, SSOW 108014

TestAmerica Job ID: 240-61959-1

**Client Sample ID: SE-030916-JN-010**

**Lab Sample ID: 240-61959-10**

Date Collected: 03/09/16 16:00

Matrix: Solid

Date Received: 03/10/16 11:30

Percent Solids: 51.5

Prep Type	Batch Type	Batch Method	Run	Dilution Factor	Batch Number	Prepared or Analyzed	Analyst	Lab
Total/NA	Prep	7471A			221218	03/11/16 15:00	DEE	TAL CAN
Total/NA	Analysis	7471A		10	221647	03/15/16 08:20	DSH	TAL CAN
Total/NA	Analysis	Lloyd Kahn		1	171064	03/16/16 15:55	JDD	TAL PIT

**Client Sample ID: TB-030916-JN-001**

**Lab Sample ID: 240-61959-11**

Date Collected: 03/09/16 00:00

Matrix: Water

Date Received: 03/10/16 11:30

Prep Type	Batch Type	Batch Method	Run	Dilution Factor	Batch Number	Prepared or Analyzed	Analyst	Lab
Total/NA	Analysis	8260B		1	221437	03/14/16 13:52	LRW	TAL CAN

**Client Sample ID: SE-030916-JN-001**

**Lab Sample ID: 240-61959-12**

Date Collected: 03/09/16 12:45

Matrix: Sediment

Date Received: 03/10/16 11:30

Prep Type	Batch Type	Batch Method	Run	Dilution Factor	Batch Number	Prepared or Analyzed	Analyst	Lab
SEM/AVS	Analysis	SEM		1	171444	03/22/16 10:41	MM1	TAL PIT
Total/NA	Analysis	2540G		1	171000	03/16/16 12:42	CLL	TAL PIT

**Client Sample ID: SE-030916-JN-001**

**Lab Sample ID: 240-61959-12**

Date Collected: 03/09/16 12:45

Matrix: Sediment

Date Received: 03/10/16 11:30

Percent Solids: 41.9

Prep Type	Batch Type	Batch Method	Run	Dilution Factor	Batch Number	Prepared or Analyzed	Analyst	Lab
SEM/AVS	Prep	AVSSEM			170984	03/16/16 14:00	JLR	TAL PIT
SEM/AVS	Analysis	6010B		1	171287	03/18/16 18:34	RJR	TAL PIT
SEM/AVS	Prep	AVSSEM			170984	03/16/16 14:00	JLR	TAL PIT
SEM/AVS	Analysis	6010B		2	171363	03/21/16 11:17	RJG	TAL PIT
SEM/AVS	Prep	AVSSEM			170984	03/16/16 14:00	JLR	TAL PIT
SEM/AVS	Prep	7470A			171122	03/17/16 13:39	EVR	TAL PIT
SEM/AVS	Analysis	7470A		1	171226	03/18/16 11:58	EVR	TAL PIT
SEM/AVS	Prep	AVSSEM			171004	03/16/16 14:00	JLR	TAL PIT
SEM/AVS	Analysis	9034		1	171036	03/16/16 17:51	JLR	TAL PIT

**Client Sample ID: SE-030916-JN-004**

**Lab Sample ID: 240-61959-13**

Date Collected: 03/09/16 14:25

Matrix: Sediment

Date Received: 03/10/16 11:30

Prep Type	Batch Type	Batch Method	Run	Dilution Factor	Batch Number	Prepared or Analyzed	Analyst	Lab
SEM/AVS	Analysis	SEM		1	171444	03/22/16 10:41	MM1	TAL PIT
Total/NA	Analysis	2540G		1	171000	03/16/16 12:42	CLL	TAL PIT

TestAmerica Canton

# Lab Chronicle

Client: GHD Services Inc.  
Project/Site: 58505, Janesville WI, SSOW 108014

TestAmerica Job ID: 240-61959-1

**Client Sample ID: SE-030916-JN-004**

**Lab Sample ID: 240-61959-13**

**Date Collected: 03/09/16 14:25**

**Matrix: Sediment**

**Date Received: 03/10/16 11:30**

**Percent Solids: 53.6**

Prep Type	Batch Type	Batch Method	Run	Dilution Factor	Batch Number	Prepared or Analyzed	Analyst	Lab
SEM/AVS	Prep	AVSSEM			170984	03/16/16 14:00	JLR	TAL PIT
SEM/AVS	Analysis	6010B		1	171287	03/18/16 18:29	RJR	TAL PIT
SEM/AVS	Prep	AVSSEM			170984	03/16/16 14:00	JLR	TAL PIT
SEM/AVS	Analysis	6010B		5	171363	03/21/16 11:22	RJG	TAL PIT
SEM/AVS	Prep	AVSSEM			170984	03/16/16 14:00	JLR	TAL PIT
SEM/AVS	Prep	7470A			171122	03/17/16 13:39	EVR	TAL PIT
SEM/AVS	Analysis	7470A		1	171226	03/18/16 11:59	EVR	TAL PIT
SEM/AVS	Prep	AVSSEM			171004	03/16/16 14:00	JLR	TAL PIT
SEM/AVS	Analysis	9034		1	171036	03/16/16 17:53	JLR	TAL PIT

**Client Sample ID: SE-030916-JN-007**

**Lab Sample ID: 240-61959-14**

**Date Collected: 03/09/16 15:45**

**Matrix: Sediment**

**Date Received: 03/10/16 11:30**

Prep Type	Batch Type	Batch Method	Run	Dilution Factor	Batch Number	Prepared or Analyzed	Analyst	Lab
SEM/AVS	Analysis	SEM		1	171444	03/22/16 10:41	MM1	TAL PIT
Total/NA	Analysis	2540G		1	171000	03/16/16 12:42	CLL	TAL PIT

**Client Sample ID: SE-030916-JN-007**

**Lab Sample ID: 240-61959-14**

**Date Collected: 03/09/16 15:45**

**Matrix: Sediment**

**Date Received: 03/10/16 11:30**

**Percent Solids: 47.7**

Prep Type	Batch Type	Batch Method	Run	Dilution Factor	Batch Number	Prepared or Analyzed	Analyst	Lab
SEM/AVS	Prep	AVSSEM			170984	03/16/16 14:00	JLR	TAL PIT
SEM/AVS	Analysis	6010B		1	171287	03/18/16 18:23	RJR	TAL PIT
SEM/AVS	Prep	AVSSEM			170984	03/16/16 14:00	JLR	TAL PIT
SEM/AVS	Analysis	6010B		5	171363	03/21/16 11:28	RJG	TAL PIT
SEM/AVS	Prep	AVSSEM			170984	03/16/16 14:00	JLR	TAL PIT
SEM/AVS	Prep	7470A			171122	03/17/16 13:39	EVR	TAL PIT
SEM/AVS	Analysis	7470A		1	171226	03/18/16 12:01	EVR	TAL PIT
SEM/AVS	Prep	AVSSEM			171004	03/16/16 14:00	JLR	TAL PIT
SEM/AVS	Analysis	9034		1	171036	03/16/16 17:56	JLR	TAL PIT

**Laboratory References:**

TAL CAN = TestAmerica Canton, 4101 Shuffel Street NW, North Canton, OH 44720, TEL (330)497-9396

TAL PIT = TestAmerica Pittsburgh, 301 Alpha Drive, RIDC Park, Pittsburgh, PA 15238, TEL (412)963-7058

# Certification Summary

Client: GHD Services Inc.  
 Project/Site: 58505, Janesville WI, SSOW 108014

TestAmerica Job ID: 240-61959-1

## Laboratory: TestAmerica Canton

Unless otherwise noted, all analytes for this laboratory were covered under each certification below.

Authority	Program	EPA Region	Certification ID	Expiration Date
Wisconsin	State Program	5	999518190	08-31-16
The following analytes are included in this report, but certification is not offered by the governing authority:				
Analysis Method	Prep Method	Matrix	Analyte	
1630	1630	Solid	Methyl Mercury	
7470A	7470A	Solid	Mercury	
8260B		Water	1,1,2-Trichloro-1,2,2-trifluoroethane	
8260B		Water	Cyclohexane	
8260B		Water	Methyl acetate	
8260B		Water	Methylcyclohexane	
8260B	5030A	Solid	1,1,2-Trichloro-1,2,2-trifluoroethane	
8260B	5030A	Solid	Cyclohexane	
8260B	5030A	Solid	Methyl acetate	
8260B	5030A	Solid	Methylcyclohexane	
8260B	5030B	Solid	1,1,2-Trichloro-1,2,2-trifluoroethane	
8260B	5030B	Solid	Cyclohexane	
8260B	5030B	Solid	Methyl acetate	
8260B	5030B	Solid	Methylcyclohexane	
8270C	3540C	Solid	4-Nitroaniline	
8270C	3540C	Solid	Atrazine	
8270C	3540C	Solid	Benzaldehyde	
8270C	3540C	Solid	Caprolactam	
Moisture		Solid	Percent Moisture	
Moisture		Solid	Percent Solids	

## Laboratory: TestAmerica Pittsburgh

All certifications held by this laboratory are listed. Not all certifications are applicable to this report.

Authority	Program	EPA Region	Certification ID	Expiration Date
Arkansas DEQ	State Program	6	88-0690	06-27-16
California	State Program	9	2891	03-31-18
Connecticut	State Program	1	PH-0688	09-30-16
Florida	NELAP	4	E871008	06-30-16
Illinois	NELAP	5	200005	06-30-16
Kansas	NELAP	7	E-10350	05-31-16
Louisiana	NELAP	6	04041	06-30-16
New Hampshire	NELAP	1	2030	04-04-17
New Jersey	NELAP	2	PA005	06-30-16
New York	NELAP	2	11182	03-31-17
North Carolina (WW/SW)	State Program	4	434	12-31-16
Pennsylvania	NELAP	3	02-00416	04-30-16
South Carolina	State Program	4	89014	04-30-16 *
Texas	NELAP	6	T104704528-15-2	03-31-17
US Fish & Wildlife	Federal		LE94312A-1	10-31-16
USDA	Federal		P-Soil-01	05-23-16 *
Utah	NELAP	8	PA001462015-4	05-31-16
Virginia	NELAP	3	460189	09-14-16
West Virginia DEP	State Program	3	142	01-31-17
Wisconsin	State Program	5	998027800	08-31-16

\* Certification renewal pending - certification considered valid.




TestAmerica

THE LEADER IN ENVIRONMENTAL TESTING

TestAmerica Laboratories, Inc.

**CHAIN OF CUSTODY  
AND  
RECEIVING DOCUMENTS**



240-61959 Chain of Custody

- 1
- 2
- 3
- 4
- 5
- 6
- 7
- 8
- 9
- 10
- 11
- 12
- 13
- 14
- 15



# CHAIN-OF-CUSTODY / Analytical Request Document

The Chain-of-Custody is a LEGAL DOCUMENT. All relevant fields must be completed accurately.

2.6/42.1  
3.2/102.7

PAGE 1 OF 1

eCOC in Use

ID: # C#03092016\_00

SSOW Ref. Code: 058507-108014

Laboratory: Test America  
 Laboratory Location: 4101 Shufel Drive NW, North Canton, OH  
 Laboratory Contact: Denise Hecker  
 Requested Due Date: **FAT: 5/17 DAY**  
 QA/QC Requirements:

Report To:  
 Copy To:  
 Invoice To:  
 P.O.:  
 Project Name: GM - Janesville  
 Project Number: 058505 - 01 - 20404  
 E-mail: jeffrey.nichols@GHD.com

Sample Identification:	Valid Matrix Codes WG Groundwater WB Borehole Water WS Surface Water SO Soil SE Sediment See Back for Additional Codes	Matrix Code	Date Collected	Time Collected	# Containers	Preservative	Analysis and Method										Remarks/Lab ID
							TCL VOC (1)	TCL SVOC	TAL Metals (2)	PCBs	Alkylated PAHs	AVS	SEM Metals (3)	Methyl Hg	TOC	TCLP Metals	
55-030916-5N-001		55	3/9/16	1245	75	HCl	X	X	X	X	X	X	X	X	X	(1) Includes reporting 1,2,4-TMB and 1,3,5-TMB. (2) Earth metals include: aluminum, calcium, iron, magnesium, potassium, & sodium (3) Metals include: cadmium, copper, lead, nickel, mercury, silver, & zinc.	
-002		55	3/9/16	1255	4		X	X	X	X	X	X	X	X	X		
-003		55	3/9/16	1310	4		X	X	X	X	X	X	X	X	X		
-004		55	3/9/16	1425	75		X	X	X	X	X	X	X	X	X		
-005		55	3/9/16	1435	4		X	X	X	X	X	X	X	X	X		
-006		55	3/9/16	1445	4		X	X	X	X	X	X	X	X	X		
-007		55	3/9/16	1545	5		X	X	X	X	X	X	X	X	X		
-008		55	3/9/16	1550	4		X	X	X	X	X	X	X	X	X		
-009		55	3/9/16	1555	4		X	X	X	X	X	X	X	X	X		
-010		55	3/9/16	1600	4		X	X	X	X	X	X	X	X	X		
1B-030916-5N-001		55	3/9/16	0900	2		X										

SHIPMENT METHOD	NO. OF COOLERS	RELINQUISHED BY / AFFILIATION	DATE	TIME	RECEIVED BY / AFFILIATION	DATE	TIME
FedEx	2	Jeffrey M. Nichols / GHD	3/9/16	1700	[Signature]	3-10-16	1170
TOTAL NUMBER OF CONTAINERS: 1875							

Additional Comments:

Temp in C	
Received on Ice	Y/N
Sealed Cooler	Y/N
Samples Intact	Y/N

Sampler Name: Jeffrey M. Nichols  
 Sampler Signature: [Signature]  
 Date: 3/9/16

Client GHD Site Name \_\_\_\_\_ Cooler unpacked by: \_\_\_\_\_  
 Cooler Received on 5-10-16 Opened on 3-10-16  
 FedEx: 1<sup>st</sup> Grd ~~Exp~~ UPS FAS Stetson Client Drop Off TestAmerica Courier Other \_\_\_\_\_  
 Receipt After-hours: Drop-off Date/Time \_\_\_\_\_ Storage Location \_\_\_\_\_  
 TestAmerica Cooler # \_\_\_\_\_ Foam Box Client Cooler Box Other  
 Packing material used: Bubble Wrap Foam Plastic Bag None Other \_\_\_\_\_  
 COOLANT: Wet Ice Blue Ice Dry Ice Water None  
 1. Cooler temperature upon receipt  See Multiple Cooler Form  
 IR GUN# 48 (CF -1.9 °C) Observed Cooler Temp. \_\_\_\_\_ °C Corrected Cooler Temp. \_\_\_\_\_ °C  
 IR GUN# 36 (CF -1.5 °C) Observed Cooler Temp. \_\_\_\_\_ °C Corrected Cooler Temp. \_\_\_\_\_ °C  
 IR GUN# 18 (CF -0.5 °C) Observed Cooler Temp. \_\_\_\_\_ °C Corrected Cooler Temp. \_\_\_\_\_ °C  
 2. Were custody seals on the outside of the cooler(s)? If Yes Quantity \_\_\_\_\_ Yes NO  
 -Were custody seals on the outside of the cooler(s) signed & dated? Yes No NA  
 -Were custody seals on the bottle(s) or bottle kits (LLHg/MeHg)? Yes No  
 3. Shippers' packing slip attached to the cooler(s)? Yes No  
 4. Did custody papers accompany the sample(s)? Yes No  
 5. Were the custody papers relinquished & signed in the appropriate place? Yes No  
 6. Was/were the person(s) who collected the samples clearly identified on the COC? Yes No  
 7. Did all bottles arrive in good condition (Unbroken)? Yes No  
 8. Could all bottle labels be reconciled with the COC? Yes No  
 9. Were correct bottle(s) used for the test(s) indicated? Yes No  
 10. Sufficient quantity received to perform indicated analyses? Yes No  
 11. Are these work share samples? Yes No  
 If yes, Questions 12-16 have been checked at the originating laboratory.  
 12. Were sample(s) at the correct pH upon receipt? Yes No NA pH Strip Lot# HC559158  
 13. Were VOAs on the COC? Yes No  
 14. Were air bubbles >6 mm in any VOA vials? Yes NA  
 15. Was a VOA trip blank present in the cooler(s)? Trip Blank Lot # \_\_\_\_\_ Yes No  
 16. Was a LL Hg or Me Hg trip blank present? Yes NO  
 Contacted PM \_\_\_\_\_ Date \_\_\_\_\_ by \_\_\_\_\_ via Verbal Voice Mail Other \_\_\_\_\_  
 Concerning \_\_\_\_\_

17. CHAIN OF CUSTODY & SAMPLE DISCREPANCIES Samples processed by: \_\_\_\_\_  
 \_\_\_\_\_  
 \_\_\_\_\_  
 \_\_\_\_\_  
 \_\_\_\_\_  
 \_\_\_\_\_  
 \_\_\_\_\_

18. SAMPLE CONDITION  
 Sample(s) \_\_\_\_\_ were received after the recommended holding time had expired.  
 Sample(s) \_\_\_\_\_ were received in a broken container.  
 Sample(s) \_\_\_\_\_ were received with bubble >6 mm in diameter. (Notify PM)

19. SAMPLE PRESERVATION  
 Sample(s) \_\_\_\_\_ were further preserved in the laboratory.  
 Time preserved: \_\_\_\_\_ Preservative(s) added/Lot number(s): \_\_\_\_\_



## Login Sample Receipt Checklist

Client: GHD Services Inc.

Job Number: 240-61959-1

**Login Number: 61959**  
**List Number: 2**  
**Creator: Watson, Debbie**

**List Source: TestAmerica Pittsburgh**  
**List Creation: 03/11/16 02:10 PM**

Question	Answer	Comment
Radioactivity wasn't checked or is <math>\leq</math> background as measured by a survey meter.	True	
The cooler's custody seal, if present, is intact.	True	
Sample custody seals, if present, are intact.	True	
The cooler or samples do not appear to have been compromised or tampered with.	True	
Samples were received on ice.	True	
Cooler Temperature is acceptable.	True	
Cooler Temperature is recorded.	True	
COC is present.	True	
COC is filled out in ink and legible.	True	
COC is filled out with all pertinent information.	True	
Is the Field Sampler's name present on COC?	True	
There are no discrepancies between the containers received and the COC.	True	
Samples are received within Holding Time (excluding tests with immediate HTs)	True	
Sample containers have legible labels.	True	
Containers are not broken or leaking.	True	
Sample collection date/times are provided.	True	
Appropriate sample containers are used.	True	
Sample bottles are completely filled.	True	
Sample Preservation Verified.	True	
There is sufficient vol. for all requested analyses, incl. any requested MS/MSDs	True	
Containers requiring zero headspace have no headspace or bubble is <math><6\text{mm}</math> (1/4").	True	
Multiphasic samples are not present.	True	
Samples do not require splitting or compositing.	True	
Residual Chlorine Checked.	N/A	



# TestAmerica

THE LEADER IN ENVIRONMENTAL TESTING

## ANALYTICAL REPORT

TestAmerica Laboratories, Inc.

TestAmerica Canton

4101 Shuffel Street NW

North Canton, OH 44720

Tel: (330)497-9396

TestAmerica Job ID: 240-62022-1

Client Project/Site: 58505, Janesville WI, SSOW 108014

Revision: 1

For:

GHD Services Inc.

45 Farmington Valley Drive

Plainville, Connecticut 06062

Attn: Ms. Kathy Shaw



---

Authorized for release by:

4/15/2016 4:40:32 PM

Nathan Pietras, Project Manager II

(330)966-8296

[nathan.pietras@testamericainc.com](mailto:nathan.pietras@testamericainc.com)

Designee for

Denise Heckler, Project Manager II

(330)966-9477

[denise.heckler@testamericainc.com](mailto:denise.heckler@testamericainc.com)

### LINKS

Review your project  
results through

TotalAccess

Have a Question?



Visit us at:

[www.testamericainc.com](http://www.testamericainc.com)

*This report has been electronically signed and authorized by the signatory. Electronic signature is intended to be the legally binding equivalent of a traditionally handwritten signature.*

*Results relate only to the items tested and the sample(s) as received by the laboratory.*

1

2

3

4

5

6

7

8

9

10

11

12

13

14

15



# Table of Contents

Cover Page . . . . .	1
Table of Contents . . . . .	2
Definitions/Glossary . . . . .	3
Case Narrative . . . . .	5
Method Summary . . . . .	8
Sample Summary . . . . .	9
Detection Summary . . . . .	10
Client Sample Results . . . . .	26
Surrogate Summary . . . . .	101
QC Sample Results . . . . .	105
QC Association Summary . . . . .	158
Lab Chronicle . . . . .	171
Certification Summary . . . . .	185
Chain of Custody . . . . .	186
Receipt Checklists . . . . .	190

# Definitions/Glossary

Client: GHD Services Inc.  
Project/Site: 58505, Janesville WI, SSOW 108014

TestAmerica Job ID: 240-62022-1

## Qualifiers

### GC/MS VOA

Qualifier	Qualifier Description
J	Reported value was between the limit of detection and the limit of quantitation.
B	Compound was found in the blank and sample.
F1	MS and/or MSD Recovery is outside acceptance limits.
F2	MS/MSD RPD exceeds control limits
4	MS, MSD: The analyte present in the original sample is greater than 4 times the matrix spike concentration; therefore, control limits are not applicable.
X	Surrogate is outside control limits

### GC/MS Semi VOA

Qualifier	Qualifier Description
X	Surrogate is outside control limits
J	Reported value was between the limit of detection and the limit of quantitation.
B	Compound was found in the blank and sample.
F1	MS and/or MSD Recovery is outside acceptance limits.
F2	MS/MSD RPD exceeds control limits
4	MS, MSD: The analyte present in the original sample is greater than 4 times the matrix spike concentration; therefore, control limits are not applicable.

### GC Semi VOA

Qualifier	Qualifier Description
J	Reported value was between the limit of detection and the limit of quantitation.
X	Surrogate is outside control limits
^c	CCV Recovery is outside acceptance limits.
F1	MS and/or MSD Recovery is outside acceptance limits.
p	The %RPD between the primary and confirmation column/detector is >40%. The lower value has been reported.
F2	MS/MSD RPD exceeds control limits

### Metals

Qualifier	Qualifier Description
B	Compound was found in the blank and sample.
J	Reported value was between the limit of detection and the limit of quantitation.
F1	MS and/or MSD Recovery is outside acceptance limits.
4	MS, MSD: The analyte present in the original sample is greater than 4 times the matrix spike concentration; therefore, control limits are not applicable.
F2	MS/MSD RPD exceeds control limits

### General Chemistry

Qualifier	Qualifier Description
F1	MS and/or MSD Recovery is outside acceptance limits.

## Glossary

Abbreviation	These commonly used abbreviations may or may not be present in this report.
α	Listed under the "D" column to designate that the result is reported on a dry weight basis
%R	Percent Recovery
CFL	Contains Free Liquid
CNF	Contains no Free Liquid
DER	Duplicate error ratio (normalized absolute difference)
Dil Fac	Dilution Factor
DL, RA, RE, IN	Indicates a Dilution, Re-analysis, Re-extraction, or additional Initial metals/anion analysis of the sample
DLC	Decision level concentration
MDA	Minimum detectable activity
EDL	Estimated Detection Limit
MDC	Minimum detectable concentration

TestAmerica Canton



# Definitions/Glossary

Client: GHD Services Inc.  
Project/Site: 58505, Janesville WI, SSOW 108014

TestAmerica Job ID: 240-62022-1

## Glossary (Continued)

Abbreviation	These commonly used abbreviations may or may not be present in this report.
MDL	Method Detection Limit
ML	Minimum Level (Dioxin)
NC	Not Calculated
ND	Not detected at the reporting limit (or MDL or EDL if shown)
PQL	Practical Quantitation Limit
QC	Quality Control
RER	Relative error ratio
RL	Reporting Limit or Requested Limit (Radiochemistry)
RPD	Relative Percent Difference, a measure of the relative difference between two points
TEF	Toxicity Equivalent Factor (Dioxin)
TEQ	Toxicity Equivalent Quotient (Dioxin)

1

2

3

4

5

6

7

8

9

10

11

12

13

14

15

# Case Narrative

Client: GHD Services Inc.  
Project/Site: 58505, Janesville WI, SSOW 108014

TestAmerica Job ID: 240-62022-1

**Job ID: 240-62022-1**

**Laboratory: TestAmerica Canton**

## Narrative

### Job Narrative 240-62022-1

#### REVISION

PAH's added to method 8270. April 15, 2016

#### Comments

The alkylated PAH were sent to another lab by GHD.

#### Receipt

The samples were received on 3/11/2016 10:40 AM; the samples arrived in good condition, properly preserved and, where required, on ice. The temperatures of the 3 coolers at receipt time were 0.9° C, 2.1° C and 2.9° C.

#### GC/MS VOA

Method(s) 8260B: Surrogate recovery for the following sample was outside control limits: SE-031016-JN-018 (240-62022-8). Evidence of matrix interference is present; therefore, re-extraction and/or re-analysis was not performed.

Method(s) 8260B: The following sample was diluted due to the abundance of non-target analytes: SE-031016-JN-025 (240-62022-15). Elevated reporting limits (RLs) are provided.

Method(s) 8260B: Method 8260 stipulates a 12 hour sequence for the analysis of samples. Due to an instrument error, the MSD for sample (240-62029-B-1 MSD) exceeded the 12 hour time limit. The MSD was reported for batch QC.

No additional analytical or quality issues were noted, other than those described above or in the Definitions/Glossary page.

#### GC/MS Semi VOA

Method(s) 8270C: The following sample was diluted due to the nature of the sample matrix: SE-031016-JN-027 (240-62022-17). Elevated reporting limits (RLs) are provided.

Method(s) 8270C: The following samples were diluted due to the nature of the sample matrix: SE-031016-JN-012 (240-62022-2) and SE-031016-JN-021 (240-62022-11). Elevated reporting limits (RLs) are provided.

Method(s) 8270C: The following samples were diluted due to the nature of the sample matrix: SE-031016-JN-013 (240-62022-3), SE-031016-JN-013 (240-62022-3[MS]), SE-031016-JN-013 (240-62022-3[MSD]), SE-031016-JN-014 (240-62022-4), SE-031016-JN-016 (240-62022-6), SE-031016-JN-018 (240-62022-8), SE-031016-JN-020 (240-62022-10), SE-031016-JN-024 (240-62022-14), SE-031016-JN-025 (240-62022-15) and SE-031016-JN-026 (240-62022-16). Elevated reporting limits (RLs) are provided.

No additional analytical or quality issues were noted, other than those described above or in the Definitions/Glossary page.

#### GC Semi VOA

Method(s) 8082: The method blank for preparation batch 240-221356 contained Aroclor 1260 above the reporting limit (RL). None of the samples associated with this method blank contained the target compound; therefore, re-extraction and/or re-analysis of samples were not performed.

Method(s) 8082: The continuing calibration verification (CCV) associated with batch 240-221858 recovered above the upper control limit for Aroclor 1016 and Aroclor 1260. The samples associated with this CCV were non-detects for the affected analytes; therefore, the data have been reported.

Method(s) 8082: The following sample required a tetrabutylammonium sulfite (TBA) clean-up to reduce matrix interferences caused by sulfur: SE-031016-JN-014 (240-62022-4), SE-031016-JN-016 (240-62022-6), SE-031016-JN-017 (240-62022-7), SE-031016-JN-018 (240-62022-8), SE-031016-JN-019 (240-62022-9), SE-031016-JN-020 (240-62022-10), SE-031016-JN-021 (240-62022-11), SE-031016-JN-022 (240-62022-12), SE-031016-JN-023 (240-62022-13), SE-031016-JN-023 (240-62022-13[MS]), SE-031016-JN-023 (240-62022-13[MSD]), SE-031016-JN-024 (240-62022-14), SE-031016-JN-025 (240-62022-15), SE-031016-JN-026 (240-62022-16) and SE-031016-JN-027 (240-62022-17). 2427271, 2103100, 2283703.

# Case Narrative

Client: GHD Services Inc.  
Project/Site: 58505, Janesville WI, SSOW 108014

TestAmerica Job ID: 240-62022-1

## Job ID: 240-62022-1 (Continued)

### Laboratory: TestAmerica Canton (Continued)

Method(s) 8082: The following samples required a tetrabutylammonium sulfite (TBA) clean-up to reduce matrix interferences caused by sulfur: SE-031016-JN-011 (240-62022-1), SE-031016-JN-012 (240-62022-2), SE-031016-JN-013 (240-62022-3), SE-031016-JN-013 (240-62022-3[MS]), SE-031016-JN-013 (240-62022-3[MSD]) and SE-031016-JN-015 (240-62022-5). 2427271, 2103100, 2283703.

Method(s) 8082: Two surrogates are used for this analysis. The laboratory's SOP allows one of these surrogates to be outside acceptance criteria without performing re-extraction/re-analysis. The following samples contained an allowable number of surrogate compounds outside limits: SE-031016-JN-012 (240-62022-2), SE-031016-JN-018 (240-62022-8), SE-031016-JN-024 (240-62022-14), SE-031016-JN-026 (240-62022-16) and SE-031016-JN-027 (240-62022-17). These results have been reported and qualified.

Method(s) 8082: The following samples required a tetrabutylammonium sulfite (TBA) clean-up to reduce matrix interferences caused by sulfur: SE-031016-JN-011 (240-62022-1), SE-031016-JN-012 (240-62022-2), SE-031016-JN-013 (240-62022-3), SE-031016-JN-013 (240-62022-3[MS]), SE-031016-JN-013 (240-62022-3[MSD]), SE-031016-JN-014 (240-62022-4), SE-031016-JN-015 (240-62022-5), SE-031016-JN-017 (240-62022-7), SE-031016-JN-018 (240-62022-8), SE-031016-JN-019 (240-62022-9), SE-031016-JN-021 (240-62022-11), SE-031016-JN-023 (240-62022-13), SE-031016-JN-023 (240-62022-13[MS]), SE-031016-JN-023 (240-62022-13[MSD]), SE-031016-JN-024 (240-62022-14), SE-031016-JN-026 (240-62022-16) and SE-031016-JN-027 (240-62022-17). 2438204, 2103100, 2283703.

Method(s) 8082: The following sample was diluted due to the nature of the sample matrix: SE-031016-JN-023 (240-62022-13). Elevated reporting limits (RLs) are provided.

Method(s) Lloyd Kahn: The matrix spike duplicate (MSD) recovery for 171546 were outside control limits. Sample matrix interference is suspected because the associated laboratory control sample (LCS) recovery was within acceptance limits.

Method(s) Lloyd Kahn: The reporting limit for Lloyd Kahn TOC analysis is a nominal value and does not reflect adjustments in sample mass processed on an individual basis.

No additional analytical or quality issues were noted, other than those described above or in the Definitions/Glossary page.

### Metals

Method(s) 6010B: The serial dilution performed for the following sample associated with batch 170984 was outside the control limits for zinc: SE-031016-JN-024 (240-62022-23).

Method(s) 6010B: The matrix spike / matrix spike duplicate (MS/MSD) recoveries for 170984 were outside the control limits for silver and copper. Sample matrix interference and/or non-homogeneity are suspected because the associated laboratory control sample (LCS) recovery was within acceptance limits. A post digestion spike (PDS) was analyzed as per the 6010C method and it passed for these analytes.

Method(s) 6010B: Due to sample matrix effect on the internal standard (ISTD), a dilution was required for the following sample: SE-031016-JN-018 (240-62022-21). All analytes referencing the indium internal standard required dilution due to the indium counts being low and outside the 70%-130% control limits.

Method(s) 6010B: The following samples were diluted to bring the concentration of lead within the linear range of the instrument: SE-031016-JN-011 (240-62022-19), SE-031016-JN-024 (240-62022-23), (240-62022-A-23-G MS), (240-62022-A-23-H MSD) and (240-62022-A-23-A SD). Elevated reporting limits (RLs) are provided.

Method(s) 6010B: The following sample was diluted to bring the concentration of zinc within the linear range of the instrument: SE-031016-JN-011 (240-62022-19). Elevated reporting limits (RLs) are provided.

No additional analytical or quality issues were noted, other than those described above or in the Definitions/Glossary page.

### General Chemistry

No analytical or quality issues were noted, other than those described in the Definitions/Glossary page.

### Organic Prep

Method(s) 3540C: Due to the matrix, the following samples could not be concentrated to the final method required volume:

# Case Narrative

Client: GHD Services Inc.  
Project/Site: 58505, Janesville WI, SSOW 108014

TestAmerica Job ID: 240-62022-1

---

## Job ID: 240-62022-1 (Continued)

---

### Laboratory: TestAmerica Canton (Continued)

SE-031016-JN-012 (240-62022-2), SE-031016-JN-013 (240-62022-3), SE-031016-JN-023 (240-62022-13[MSJ]) and SE-031016-JN-023 (240-62022-13[MSD]). The reporting limits (RLs) are elevated proportionately.

No additional analytical or quality issues were noted, other than those described above or in the Definitions/Glossary page.

### VOA Prep

No analytical or quality issues were noted, other than those described in the Definitions/Glossary page.

1

2

3

4

5

6

7

8

9

10

11

12

13

14

15

# Method Summary

Client: GHD Services Inc.  
Project/Site: 58505, Janesville WI, SSOW 108014

TestAmerica Job ID: 240-62022-1

Method	Method Description	Protocol	Laboratory
8260B	Volatile Organic Compounds (GC/MS)	SW846	TAL CAN
8270C	Semivolatile Organic Compounds (GC/MS)	SW846	TAL CAN
1630	Methyl Mercury (GC)	EPA	TAL CAN
8082	Polychlorinated Biphenyls (PCBs) by Gas Chromatography	SW846	TAL CAN
6010B	Metals (ICP)	SW846	TAL PIT
6010B	Metals (ICP)	SW846	TAL CAN
6020	Metals (ICP/MS)	SW846	TAL CAN
7470A	Mercury (CVAA)	SW846	TAL PIT
7470A	Mercury (CVAA)	SW846	TAL CAN
7471A	Mercury (CVAA)	SW846	TAL CAN
SEM	Metals, Simultaneously Extracted Metals (SEM)	EPA	TAL PIT
2540G	SM 2540G	SM22	TAL PIT
9034	Sulfide, Acid soluble and Insoluble (Titrimetric)	SW846	TAL PIT
Lloyd Kahn	Organic Carbon, Total (TOC)	EPA	TAL PIT
Moisture	Percent Moisture	EPA	TAL CAN

#### Protocol References:

EPA = US Environmental Protection Agency

SM22 = SM22

SW846 = "Test Methods For Evaluating Solid Waste, Physical/Chemical Methods", Third Edition, November 1986 And Its Updates.

#### Laboratory References:

TAL CAN = TestAmerica Canton, 4101 Shuffel Street NW, North Canton, OH 44720, TEL (330)497-9396

TAL PIT = TestAmerica Pittsburgh, 301 Alpha Drive, RIDC Park, Pittsburgh, PA 15238, TEL (412)963-7058

# Sample Summary

Client: GHD Services Inc.  
Project/Site: 58505, Janesville WI, SSOW 108014

TestAmerica Job ID: 240-62022-1

Lab Sample ID	Client Sample ID	Matrix	Collected	Received
240-62022-1	SE-031016-JN-011	Solid	03/10/16 09:35	03/11/16 10:40
240-62022-2	SE-031016-JN-012	Solid	03/10/16 09:40	03/11/16 10:40
240-62022-3	SE-031016-JN-013	Solid	03/10/16 09:45	03/11/16 10:40
240-62022-4	SE-031016-JN-014	Solid	03/10/16 10:35	03/11/16 10:40
240-62022-5	SE-031016-JN-015	Solid	03/10/16 10:40	03/11/16 10:40
240-62022-6	SE-031016-JN-016	Solid	03/10/16 10:45	03/11/16 10:40
240-62022-7	SE-031016-JN-017	Solid	03/10/16 10:50	03/11/16 10:40
240-62022-8	SE-031016-JN-018	Solid	03/10/16 11:40	03/11/16 10:40
240-62022-9	SE-031016-JN-019	Solid	03/10/16 11:45	03/11/16 10:40
240-62022-10	SE-031016-JN-020	Solid	03/10/16 11:50	03/11/16 10:40
240-62022-11	SE-031016-JN-021	Solid	03/10/16 12:50	03/11/16 10:40
240-62022-12	SE-031016-JN-022	Solid	03/10/16 12:55	03/11/16 10:40
240-62022-13	SE-031016-JN-023	Solid	03/10/16 13:00	03/11/16 10:40
240-62022-14	SE-031016-JN-024	Solid	03/10/16 14:05	03/11/16 10:40
240-62022-15	SE-031016-JN-025	Solid	03/10/16 14:10	03/11/16 10:40
240-62022-16	SE-031016-JN-026	Solid	03/10/16 14:15	03/11/16 10:40
240-62022-17	SE-031016-JN-027	Solid	03/10/16 14:20	03/11/16 10:40
240-62022-18	TB-031016-JN-001	Water	03/10/16 08:00	03/11/16 10:40
240-62022-19	SE-031016-JN-011	Sediment	03/10/16 09:35	03/11/16 10:40
240-62022-20	SE-031016-JN-014	Sediment	03/10/16 10:35	03/11/16 10:40
240-62022-21	SE-031016-JN-018	Sediment	03/10/16 11:40	03/11/16 10:40
240-62022-22	SE-031016-JN-021	Sediment	03/10/16 12:50	03/11/16 10:40
240-62022-23	SE-031016-JN-024	Sediment	03/10/16 14:05	03/11/16 10:40

# Detection Summary

Client: GHD Services Inc.  
Project/Site: 58505, Janesville WI, SSOW 108014

TestAmerica Job ID: 240-62022-1

**Client Sample ID: SE-031016-JN-011**

**Lab Sample ID: 240-62022-1**

Analyte	Result	Qualifier	LOQ	LOD	Unit	Dil Fac	D	Method	Prep Type
Acetone	130	J	240	67	ug/Kg	1	☼	8260B	Total/NA
2-Butanone (MEK)	23	J	240	13	ug/Kg	1	☼	8260B	Total/NA
1,2,4-Trimethylbenzene	600		59	6.9	ug/Kg	1	☼	8260B	Total/NA
Methylene Chloride	40	J B	59	8.7	ug/Kg	1	☼	8260B	Total/NA
1,3,5-Trimethylbenzene	250		59	3.4	ug/Kg	1	☼	8260B	Total/NA
Xylenes, Total	53	J	120	6.4	ug/Kg	1	☼	8260B	Total/NA
Cyclohexane	84	J	120	5.7	ug/Kg	1	☼	8260B	Total/NA
Isopropylbenzene	140		59	2.4	ug/Kg	1	☼	8260B	Total/NA
Methylcyclohexane	390		120	6.9	ug/Kg	1	☼	8260B	Total/NA
2-Methylnaphthalene	1300	J	1700	130	ug/Kg	200	☼	8270C	Total/NA
Bis(2-ethylhexyl) phthalate	13000	J B	18000	4800	ug/Kg	200	☼	8270C	Total/NA
Butyl benzyl phthalate	290000		18000	2500	ug/Kg	200	☼	8270C	Total/NA
Di-n-butyl phthalate	13000	J	18000	3800	ug/Kg	200	☼	8270C	Total/NA
Methyl Mercury	0.22		0.12	0.035	ug/Kg	1	☼	1630	Total/NA
Aroclor-1254	140	J	210	88	ug/Kg	5	☼	8082	Total/NA
Aroclor-1268	330		210	81	ug/Kg	5	☼	8082	Total/NA
Silver	0.21	J	0.22	0.0015	mg/Kg	2	☼	6020	Total/NA
Arsenic	7.1		1.1	0.028	mg/Kg	2	☼	6020	Total/NA
Beryllium	0.17	J	0.22	0.012	mg/Kg	2	☼	6020	Total/NA
Cadmium	8.0		0.22	0.0040	mg/Kg	2	☼	6020	Total/NA
Cobalt	3.8	B	0.22	0.0018	mg/Kg	2	☼	6020	Total/NA
Chromium	176	B	0.43	0.065	mg/Kg	2	☼	6020	Total/NA
Copper	40.3	B	0.43	0.10	mg/Kg	2	☼	6020	Total/NA
Manganese	371		1.1	0.13	mg/Kg	2	☼	6020	Total/NA
Nickel	29.2	B	0.43	0.042	mg/Kg	2	☼	6020	Total/NA
Lead	1470	B	2.2	0.49	mg/Kg	20	☼	6020	Total/NA
Antimony	32.0		0.43	0.015	mg/Kg	2	☼	6020	Total/NA
Selenium	2.0		1.1	0.043	mg/Kg	2	☼	6020	Total/NA
Thallium	0.10	J	0.43	0.021	mg/Kg	2	☼	6020	Total/NA
Zinc	1970		4.3	0.54	mg/Kg	2	☼	6020	Total/NA
Barium	1120	B	1.1	0.24	mg/Kg	2	☼	6020	Total/NA
Mercury	0.27	B	0.15	0.021	mg/Kg	1	☼	7471A	Total/NA
Total Organic Carbon	78800		1250	626	mg/Kg	1	☼	Lloyd Kahn	Total/NA

**Client Sample ID: SE-031016-JN-012**

**Lab Sample ID: 240-62022-2**

Analyte	Result	Qualifier	LOQ	LOD	Unit	Dil Fac	D	Method	Prep Type
1,2,4-Trimethylbenzene	7700		710	37	ug/Kg	1	☼	8260B	Total/NA
Methylene Chloride	300	J	710	240	ug/Kg	1	☼	8260B	Total/NA
Toluene	67	J B	710	28	ug/Kg	1	☼	8260B	Total/NA
1,3,5-Trimethylbenzene	3200		710	43	ug/Kg	1	☼	8260B	Total/NA
Xylenes, Total	1500		1400	91	ug/Kg	1	☼	8260B	Total/NA
Isopropylbenzene	630	J	710	37	ug/Kg	1	☼	8260B	Total/NA
1,2,4-Trichlorobenzene	130	J	710	85	ug/Kg	1	☼	8260B	Total/NA
Methylcyclohexane	800	J	1400	110	ug/Kg	1	☼	8260B	Total/NA
2-Methylnaphthalene	3500		1000	77	ug/Kg	50	☼	8270C	Total/NA
Bis(2-ethylhexyl) phthalate	18000	B	11000	2900	ug/Kg	50	☼	8270C	Total/NA
Butyl benzyl phthalate	3100	J	11000	1500	ug/Kg	50	☼	8270C	Total/NA
Carbazole	8800		7700	4100	ug/Kg	50	☼	8270C	Total/NA
Dibenzofuran	3800	J	7700	100	ug/Kg	50	☼	8270C	Total/NA

This Detection Summary does not include radiochemical test results.

TestAmerica Canton

# Detection Summary

Client: GHD Services Inc.  
Project/Site: 58505, Janesville WI, SSOW 108014

TestAmerica Job ID: 240-62022-1

**Client Sample ID: SE-031016-JN-012 (Continued)**

**Lab Sample ID: 240-62022-2**

Analyte	Result	Qualifier	LOQ	LOD	Unit	Dil Fac	D	Method	Prep Type
Di-n-butyl phthalate	13000		11000	2300	ug/Kg	50	☼	8270C	Total/NA
Fluorene	7800		1000	81	ug/Kg	50	☼	8270C	Total/NA
Benzo[g,h,i]perylene	9000		1000	54	ug/Kg	50	☼	8270C	Total/NA
Phenanthrene	59000		1000	110	ug/Kg	50	☼	8270C	Total/NA
Benzo[k]fluoranthene	9100		1000	100	ug/Kg	50	☼	8270C	Total/NA
Benzo[a]pyrene	15000		1000	98	ug/Kg	50	☼	8270C	Total/NA
Anthracene	12000		1000	120	ug/Kg	50	☼	8270C	Total/NA
Pyrene	44000		1000	68	ug/Kg	50	☼	8270C	Total/NA
Dibenz(a,h)anthracene	2600		1000	100	ug/Kg	50	☼	8270C	Total/NA
Naphthalene	5200		1000	130	ug/Kg	50	☼	8270C	Total/NA
Fluoranthene	60000		1000	84	ug/Kg	50	☼	8270C	Total/NA
Benzo[a]anthracene	20000		1000	97	ug/Kg	50	☼	8270C	Total/NA
Indeno[1,2,3-cd]pyrene	8200		1000	54	ug/Kg	50	☼	8270C	Total/NA
Chrysene	23000		1000	170	ug/Kg	50	☼	8270C	Total/NA
Acenaphthene	7100		1000	120	ug/Kg	50	☼	8270C	Total/NA
Benzo[b]fluoranthene	23000		1000	91	ug/Kg	50	☼	8270C	Total/NA
Aroclor-1254	270		69	29	ug/Kg	1	☼	8082	Total/NA
Aroclor-1268	560		69	27	ug/Kg	1	☼	8082	Total/NA
Silver	0.40		0.38	0.0027	mg/Kg	2	☼	6020	Total/NA
Arsenic	14.7		1.9	0.050	mg/Kg	2	☼	6020	Total/NA
Beryllium	0.39		0.38	0.021	mg/Kg	2	☼	6020	Total/NA
Cadmium	19.4		0.38	0.0071	mg/Kg	2	☼	6020	Total/NA
Cobalt	10.6	B	0.38	0.0033	mg/Kg	2	☼	6020	Total/NA
Chromium	272	B	0.77	0.11	mg/Kg	2	☼	6020	Total/NA
Copper	113	B	0.77	0.19	mg/Kg	2	☼	6020	Total/NA
Manganese	641		1.9	0.23	mg/Kg	2	☼	6020	Total/NA
Nickel	21.0	B	0.77	0.075	mg/Kg	2	☼	6020	Total/NA
Lead	2660	B	3.8	0.86	mg/Kg	20	☼	6020	Total/NA
Antimony	48.3		0.77	0.027	mg/Kg	2	☼	6020	Total/NA
Selenium	4.7		1.9	0.077	mg/Kg	2	☼	6020	Total/NA
Thallium	0.18	J	0.77	0.036	mg/Kg	2	☼	6020	Total/NA
Vanadium	5.6		1.9	0.071	mg/Kg	2	☼	6020	Total/NA
Zinc	2780		7.7	0.96	mg/Kg	2	☼	6020	Total/NA
Barium	2340	B	1.9	0.42	mg/Kg	2	☼	6020	Total/NA
Mercury	0.61	B	0.20	0.028	mg/Kg	1	☼	7471A	Total/NA
Total Organic Carbon	101000		2070	1030	mg/Kg	1	☼	Lloyd Kahn	Total/NA

**Client Sample ID: SE-031016-JN-013**

**Lab Sample ID: 240-62022-3**

Analyte	Result	Qualifier	LOQ	LOD	Unit	Dil Fac	D	Method	Prep Type
1,2,4-Trimethylbenzene	16000		970	50	ug/Kg	1	☼	8260B	Total/NA
Methylene Chloride	380	J	970	330	ug/Kg	1	☼	8260B	Total/NA
Toluene	83	J B	970	39	ug/Kg	1	☼	8260B	Total/NA
1,3,5-Trimethylbenzene	5900		970	58	ug/Kg	1	☼	8260B	Total/NA
Xylenes, Total	2400		1900	120	ug/Kg	1	☼	8260B	Total/NA
Isopropylbenzene	1000		970	50	ug/Kg	1	☼	8260B	Total/NA
Methylcyclohexane	2000	F1	1900	150	ug/Kg	1	☼	8260B	Total/NA
2-Methylnaphthalene	3300	F1	1500	110	ug/Kg	20	☼	8270C	Total/NA
Bis(2-ethylhexyl) phthalate	27000	B	15000	4200	ug/Kg	20	☼	8270C	Total/NA
Butyl benzyl phthalate	56000		15000	2200	ug/Kg	20	☼	8270C	Total/NA

This Detection Summary does not include radiochemical test results.

TestAmerica Canton



# Detection Summary

Client: GHD Services Inc.  
Project/Site: 58505, Janesville WI, SSOW 108014

TestAmerica Job ID: 240-62022-1

**Client Sample ID: SE-031016-JN-013 (Continued)**

**Lab Sample ID: 240-62022-3**

Analyte	Result	Qualifier	LOQ	LOD	Unit	Dil Fac	D	Method	Prep Type
Di-n-butyl phthalate	5300	J F1	15000	3300	ug/Kg	20	☼	8270C	Total/NA
Fluorene	2500	F1	1500	120	ug/Kg	20	☼	8270C	Total/NA
Benzo[g,h,i]perylene	6400	F1	1500	77	ug/Kg	20	☼	8270C	Total/NA
Phenanthrene	22000		1500	160	ug/Kg	20	☼	8270C	Total/NA
Benzo[k]fluoranthene	4500	F1	1500	150	ug/Kg	20	☼	8270C	Total/NA
Benzo[a]pyrene	7600		1500	140	ug/Kg	20	☼	8270C	Total/NA
Anthracene	4600	F1	1500	170	ug/Kg	20	☼	8270C	Total/NA
Pyrene	21000		1500	97	ug/Kg	20	☼	8270C	Total/NA
Naphthalene	4800	F1	1500	180	ug/Kg	20	☼	8270C	Total/NA
Fluoranthene	27000		1500	120	ug/Kg	20	☼	8270C	Total/NA
Benzo[a]anthracene	11000		1500	140	ug/Kg	20	☼	8270C	Total/NA
Indeno[1,2,3-cd]pyrene	4300	F1	1500	77	ug/Kg	20	☼	8270C	Total/NA
Chrysene	12000		1500	240	ug/Kg	20	☼	8270C	Total/NA
Acenaphthene	2300	F1	1500	170	ug/Kg	20	☼	8270C	Total/NA
Benzo[b]fluoranthene	12000		1500	130	ug/Kg	20	☼	8270C	Total/NA
Aroclor-1254	200	J	400	170	ug/Kg	5	☼	8082	Total/NA
Aroclor-1268	670		400	160	ug/Kg	5	☼	8082	Total/NA
Arsenic	0.027	J	0.50	0.0029	mg/L	1		6010B	TCLP
Barium	0.17	J B	10.0	0.0010	mg/L	1		6010B	TCLP
Cadmium	0.0016	J	0.10	0.00014	mg/L	1		6010B	TCLP
Chromium	0.013	J B	0.50	0.00055	mg/L	1		6010B	TCLP
Lead	0.19	J	0.50	0.0019	mg/L	1		6010B	TCLP
Silver	0.0013	J	0.50	0.00092	mg/L	1		6010B	TCLP
Silver	1.3		0.44	0.0031	mg/Kg	2	☼	6020	Total/NA
Arsenic	40.4		2.2	0.057	mg/Kg	2	☼	6020	Total/NA
Beryllium	0.38	J	0.44	0.024	mg/Kg	2	☼	6020	Total/NA
Cadmium	31.9		0.44	0.0081	mg/Kg	2	☼	6020	Total/NA
Cobalt	9.3	B	0.44	0.0037	mg/Kg	2	☼	6020	Total/NA
Chromium	746	B F1	0.87	0.13	mg/Kg	2	☼	6020	Total/NA
Copper	159	B	0.87	0.21	mg/Kg	2	☼	6020	Total/NA
Manganese	678	F1	2.2	0.26	mg/Kg	2	☼	6020	Total/NA
Nickel	103	B	0.87	0.085	mg/Kg	2	☼	6020	Total/NA
Lead	8570	B	4.4	0.98	mg/Kg	20	☼	6020	Total/NA
Antimony	511		8.7	0.31	mg/Kg	20	☼	6020	Total/NA
Selenium	5.4		2.2	0.087	mg/Kg	2	☼	6020	Total/NA
Thallium	0.24	J	0.87	0.041	mg/Kg	2	☼	6020	Total/NA
Vanadium	11.3		2.2	0.081	mg/Kg	2	☼	6020	Total/NA
Zinc	5590		87.3	10.9	mg/Kg	20	☼	6020	Total/NA
Barium	3880	B	2.2	0.48	mg/Kg	2	☼	6020	Total/NA
Mercury	1.7	B	0.24	0.034	mg/Kg	1	☼	7471A	Total/NA
Total Organic Carbon	176000	F1	2490	1240	mg/Kg	1	☼	Lloyd Kahn	Total/NA

**Client Sample ID: SE-031016-JN-014**

**Lab Sample ID: 240-62022-4**

Analyte	Result	Qualifier	LOQ	LOD	Unit	Dil Fac	D	Method	Prep Type
Acetone	39	B	38	11	ug/Kg	1	☼	8260B	Total/NA
2-Butanone (MEK)	10	J B	38	2.1	ug/Kg	1	☼	8260B	Total/NA
Methylene Chloride	2.0	J B	9.6	1.4	ug/Kg	1	☼	8260B	Total/NA
Methylcyclohexane	2.8	J	19	1.1	ug/Kg	1	☼	8260B	Total/NA
Methyl Mercury	0.97		0.19	0.058	ug/Kg	1	☼	1630	Total/NA

This Detection Summary does not include radiochemical test results.

TestAmerica Canton

# Detection Summary

Client: GHD Services Inc.  
Project/Site: 58505, Janesville WI, SSOW 108014

TestAmerica Job ID: 240-62022-1

## Client Sample ID: SE-031016-JN-014 (Continued)

## Lab Sample ID: 240-62022-4

Analyte	Result	Qualifier	LOQ	LOD	Unit	Dil Fac	D	Method	Prep Type
Silver	0.15	J	0.34	0.0024	mg/Kg	2	☼	6020	Total/NA
Arsenic	6.2		1.7	0.045	mg/Kg	2	☼	6020	Total/NA
Beryllium	0.53		0.34	0.019	mg/Kg	2	☼	6020	Total/NA
Cadmium	0.62		0.34	0.0064	mg/Kg	2	☼	6020	Total/NA
Cobalt	5.7	B	0.34	0.0029	mg/Kg	2	☼	6020	Total/NA
Chromium	20.4	B	0.69	0.10	mg/Kg	2	☼	6020	Total/NA
Copper	26.4	B	0.69	0.17	mg/Kg	2	☼	6020	Total/NA
Manganese	355		1.7	0.21	mg/Kg	2	☼	6020	Total/NA
Nickel	13.7	B	0.69	0.067	mg/Kg	2	☼	6020	Total/NA
Lead	137	B	0.34	0.077	mg/Kg	2	☼	6020	Total/NA
Antimony	0.27	J	0.69	0.024	mg/Kg	2	☼	6020	Total/NA
Selenium	1.5	J	1.7	0.069	mg/Kg	2	☼	6020	Total/NA
Thallium	0.21	J	0.69	0.033	mg/Kg	2	☼	6020	Total/NA
Vanadium	21.5		1.7	0.064	mg/Kg	2	☼	6020	Total/NA
Zinc	213		6.9	0.86	mg/Kg	2	☼	6020	Total/NA
Barium	153	B	1.7	0.38	mg/Kg	2	☼	6020	Total/NA
Mercury	27.5	B	2.2	0.31	mg/Kg	10	☼	7471A	Total/NA
Total Organic Carbon	71900		2030	1020	mg/Kg	1	☼	Lloyd Kahn	Total/NA

## Client Sample ID: SE-031016-JN-015

## Lab Sample ID: 240-62022-5

Analyte	Result	Qualifier	LOQ	LOD	Unit	Dil Fac	D	Method	Prep Type
Acetone	36	B	36	10	ug/Kg	1	☼	8260B	Total/NA
2-Butanone (MEK)	11	J B	36	2.0	ug/Kg	1	☼	8260B	Total/NA
Methylene Chloride	2.1	J B	9.1	1.3	ug/Kg	1	☼	8260B	Total/NA
Bis(2-ethylhexyl) phthalate	43	J B	140	39	ug/Kg	1	☼	8270C	Total/NA
Phenol	26	J	100	15	ug/Kg	1	☼	8270C	Total/NA
Benzo[g,h,i]perylene	10	J	14	0.71	ug/Kg	1	☼	8270C	Total/NA
Phenanthrene	36		14	1.5	ug/Kg	1	☼	8270C	Total/NA
Benzo[a]pyrene	19		14	1.3	ug/Kg	1	☼	8270C	Total/NA
Anthracene	8.3	J	14	1.6	ug/Kg	1	☼	8270C	Total/NA
Pyrene	49		14	0.90	ug/Kg	1	☼	8270C	Total/NA
Fluoranthene	45		14	1.1	ug/Kg	1	☼	8270C	Total/NA
Benzo[a]anthracene	24		14	1.3	ug/Kg	1	☼	8270C	Total/NA
Indeno[1,2,3-cd]pyrene	12	J	14	0.71	ug/Kg	1	☼	8270C	Total/NA
Chrysene	28		14	2.2	ug/Kg	1	☼	8270C	Total/NA
Benzo[b]fluoranthene	25		14	1.2	ug/Kg	1	☼	8270C	Total/NA
Silver	0.080	J	0.32	0.0023	mg/Kg	2	☼	6020	Total/NA
Arsenic	3.9		1.6	0.042	mg/Kg	2	☼	6020	Total/NA
Beryllium	0.57		0.32	0.018	mg/Kg	2	☼	6020	Total/NA
Cadmium	0.29	J	0.32	0.0060	mg/Kg	2	☼	6020	Total/NA
Cobalt	5.9	B	0.32	0.0027	mg/Kg	2	☼	6020	Total/NA
Chromium	17.0	B	0.65	0.097	mg/Kg	2	☼	6020	Total/NA
Copper	15.4	B	0.65	0.16	mg/Kg	2	☼	6020	Total/NA
Manganese	343		1.6	0.19	mg/Kg	2	☼	6020	Total/NA
Nickel	13.5	B	0.65	0.063	mg/Kg	2	☼	6020	Total/NA
Lead	21.4	B	0.32	0.073	mg/Kg	2	☼	6020	Total/NA
Antimony	0.078	J	0.65	0.023	mg/Kg	2	☼	6020	Total/NA
Selenium	1.4	J	1.6	0.065	mg/Kg	2	☼	6020	Total/NA
Thallium	0.16	J	0.65	0.031	mg/Kg	2	☼	6020	Total/NA

This Detection Summary does not include radiochemical test results.

TestAmerica Canton

# Detection Summary

Client: GHD Services Inc.  
Project/Site: 58505, Janesville WI, SSOW 108014

TestAmerica Job ID: 240-62022-1

## Client Sample ID: SE-031016-JN-015 (Continued)

## Lab Sample ID: 240-62022-5

Analyte	Result	Qualifier	LOQ	LOD	Unit	Dil Fac	D	Method	Prep Type
Vanadium	22.4		1.6	0.060	mg/Kg	2	☼	6020	Total/NA
Zinc	68.1		6.5	0.81	mg/Kg	2	☼	6020	Total/NA
Barium	142	B	1.6	0.35	mg/Kg	2	☼	6020	Total/NA
Mercury	0.93	B	0.17	0.024	mg/Kg	1	☼	7471A	Total/NA
Total Organic Carbon	51000		2030	1020	mg/Kg	1	☼	Lloyd Kahn	Total/NA

## Client Sample ID: SE-031016-JN-016

## Lab Sample ID: 240-62022-6

Analyte	Result	Qualifier	LOQ	LOD	Unit	Dil Fac	D	Method	Prep Type
Acetone	37	J B	43	12	ug/Kg	1	☼	8260B	Total/NA
2-Butanone (MEK)	10	J B	43	2.4	ug/Kg	1	☼	8260B	Total/NA
Methylene Chloride	2.3	J B	11	1.6	ug/Kg	1	☼	8260B	Total/NA
2-Methylnaphthalene	40	J	58	4.4	ug/Kg	4	☼	8270C	Total/NA
Acenaphthylene	35	J	58	3.0	ug/Kg	4	☼	8270C	Total/NA
Benzo[g,h,i]perylene	150		58	3.0	ug/Kg	4	☼	8270C	Total/NA
Phenanthrene	360		58	6.4	ug/Kg	4	☼	8270C	Total/NA
Benzo[k]fluoranthene	170		58	5.9	ug/Kg	4	☼	8270C	Total/NA
Benzo[a]pyrene	240		58	5.6	ug/Kg	4	☼	8270C	Total/NA
Anthracene	76		58	6.8	ug/Kg	4	☼	8270C	Total/NA
Pyrene	580		58	3.8	ug/Kg	4	☼	8270C	Total/NA
Naphthalene	59		58	7.1	ug/Kg	4	☼	8270C	Total/NA
Fluoranthene	600		58	4.8	ug/Kg	4	☼	8270C	Total/NA
Benzo[a]anthracene	260		58	5.5	ug/Kg	4	☼	8270C	Total/NA
Indeno[1,2,3-cd]pyrene	140		58	3.0	ug/Kg	4	☼	8270C	Total/NA
Chrysene	330		58	9.6	ug/Kg	4	☼	8270C	Total/NA
Benzo[b]fluoranthene	270		58	5.1	ug/Kg	4	☼	8270C	Total/NA
Arsenic	0.030	J	0.50	0.0029	mg/L	1		6010B	TCLP
Barium	1.2	J B	10.0	0.0010	mg/L	1		6010B	TCLP
Cadmium	0.0031	J	0.10	0.00014	mg/L	1		6010B	TCLP
Chromium	0.0044	J B	0.50	0.00055	mg/L	1		6010B	TCLP
Lead	0.078	J	0.50	0.0019	mg/L	1		6010B	TCLP
Silver	0.0010	J	0.50	0.00092	mg/L	1		6010B	TCLP
Silver	0.097	J	0.37	0.0026	mg/Kg	2	☼	6020	Total/NA
Arsenic	5.2		1.8	0.048	mg/Kg	2	☼	6020	Total/NA
Beryllium	0.68		0.37	0.020	mg/Kg	2	☼	6020	Total/NA
Cadmium	0.39		0.37	0.0068	mg/Kg	2	☼	6020	Total/NA
Cobalt	6.1	B	0.37	0.0031	mg/Kg	2	☼	6020	Total/NA
Chromium	16.8	B	0.73	0.11	mg/Kg	2	☼	6020	Total/NA
Copper	18.0	B	0.73	0.18	mg/Kg	2	☼	6020	Total/NA
Manganese	352		1.8	0.22	mg/Kg	2	☼	6020	Total/NA
Nickel	12.7	B	0.73	0.071	mg/Kg	2	☼	6020	Total/NA
Lead	54.5	B	0.37	0.082	mg/Kg	2	☼	6020	Total/NA
Antimony	0.17	J	0.73	0.026	mg/Kg	2	☼	6020	Total/NA
Selenium	1.4	J	1.8	0.073	mg/Kg	2	☼	6020	Total/NA
Thallium	0.16	J	0.73	0.035	mg/Kg	2	☼	6020	Total/NA
Vanadium	19.5		1.8	0.068	mg/Kg	2	☼	6020	Total/NA
Zinc	101		7.3	0.92	mg/Kg	2	☼	6020	Total/NA
Barium	136	B	1.8	0.40	mg/Kg	2	☼	6020	Total/NA
Mercury	2.8	B	0.23	0.032	mg/Kg	1	☼	7471A	Total/NA
Total Organic Carbon	64100		2200	1100	mg/Kg	1	☼	Lloyd Kahn	Total/NA

This Detection Summary does not include radiochemical test results.

TestAmerica Canton

# Detection Summary

Client: GHD Services Inc.  
Project/Site: 58505, Janesville WI, SSOW 108014

TestAmerica Job ID: 240-62022-1

**Client Sample ID: SE-031016-JN-017**

**Lab Sample ID: 240-62022-7**

Analyte	Result	Qualifier	LOQ	LOD	Unit	Dil Fac	D	Method	Prep Type
Acetone	44	B	39	11	ug/Kg	1	☼	8260B	Total/NA
2-Butanone (MEK)	13	J B	39	2.2	ug/Kg	1	☼	8260B	Total/NA
Methylene Chloride	2.0	J B	9.8	1.5	ug/Kg	1	☼	8260B	Total/NA
2-Methylnaphthalene	22		15	1.1	ug/Kg	1	☼	8270C	Total/NA
Benzaldehyde	38	J	220	27	ug/Kg	1	☼	8270C	Total/NA
Dibenzofuran	19	J	110	1.5	ug/Kg	1	☼	8270C	Total/NA
Di-n-butyl phtalate	34	J	150	33	ug/Kg	1	☼	8270C	Total/NA
Phenol	32	J	110	16	ug/Kg	1	☼	8270C	Total/NA
3 & 4 Methylphenol	77	J	880	44	ug/Kg	1	☼	8270C	Total/NA
Fluorene	28		15	1.2	ug/Kg	1	☼	8270C	Total/NA
Acenaphthylene	20		15	0.77	ug/Kg	1	☼	8270C	Total/NA
Benzo[g,h,i]perylene	95		15	0.77	ug/Kg	1	☼	8270C	Total/NA
Phenanthrene	250		15	1.6	ug/Kg	1	☼	8270C	Total/NA
Benzo[k]fluoranthene	53		15	1.5	ug/Kg	1	☼	8270C	Total/NA
Benzo[a]pyrene	130		15	1.4	ug/Kg	1	☼	8270C	Total/NA
Anthracene	53		15	1.7	ug/Kg	1	☼	8270C	Total/NA
Pyrene	360		15	0.97	ug/Kg	1	☼	8270C	Total/NA
Naphthalene	33		15	1.8	ug/Kg	1	☼	8270C	Total/NA
Fluoranthene	350		15	1.2	ug/Kg	1	☼	8270C	Total/NA
Benzo[a]anthracene	150		15	1.4	ug/Kg	1	☼	8270C	Total/NA
Indeno[1,2,3-cd]pyrene	79		15	0.77	ug/Kg	1	☼	8270C	Total/NA
Chrysene	190		15	2.4	ug/Kg	1	☼	8270C	Total/NA
Acenaphthene	13	J	15	1.7	ug/Kg	1	☼	8270C	Total/NA
Benzo[b]fluoranthene	180		15	1.3	ug/Kg	1	☼	8270C	Total/NA
Arsenic	0.025	J	0.50	0.0029	mg/L	1		6010B	TCLP
Barium	1.1	J B	10.0	0.0010	mg/L	1		6010B	TCLP
Cadmium	0.0033	J	0.10	0.00014	mg/L	1		6010B	TCLP
Chromium	0.0046	J B	0.50	0.00055	mg/L	1		6010B	TCLP
Lead	0.046	J	0.50	0.0019	mg/L	1		6010B	TCLP
Silver	0.0015	J	0.50	0.00092	mg/L	1		6010B	TCLP
Silver	0.14	J	0.36	0.0025	mg/Kg	2	☼	6020	Total/NA
Arsenic	5.6		1.8	0.047	mg/Kg	2	☼	6020	Total/NA
Beryllium	0.49		0.36	0.020	mg/Kg	2	☼	6020	Total/NA
Cadmium	0.56		0.36	0.0067	mg/Kg	2	☼	6020	Total/NA
Cobalt	7.3	B	0.36	0.0031	mg/Kg	2	☼	6020	Total/NA
Chromium	17.6	B	0.72	0.11	mg/Kg	2	☼	6020	Total/NA
Copper	20.8	B	0.72	0.17	mg/Kg	2	☼	6020	Total/NA
Manganese	363		1.8	0.22	mg/Kg	2	☼	6020	Total/NA
Nickel	13.3	B	0.72	0.070	mg/Kg	2	☼	6020	Total/NA
Lead	99.2	B	0.36	0.081	mg/Kg	2	☼	6020	Total/NA
Antimony	0.89		0.72	0.025	mg/Kg	2	☼	6020	Total/NA
Selenium	1.6	J	1.8	0.072	mg/Kg	2	☼	6020	Total/NA
Thallium	0.20	J	0.72	0.034	mg/Kg	2	☼	6020	Total/NA
Vanadium	20.3		1.8	0.067	mg/Kg	2	☼	6020	Total/NA
Zinc	118		7.2	0.90	mg/Kg	2	☼	6020	Total/NA
Barium	128	B	1.8	0.40	mg/Kg	2	☼	6020	Total/NA
Mercury	13.6	B	2.2	0.31	mg/Kg	10	☼	7471A	Total/NA
Total Organic Carbon	53400		2180	1090	mg/Kg	1	☼	Lloyd Kahn	Total/NA

**Client Sample ID: SE-031016-JN-018**

**Lab Sample ID: 240-62022-8**

This Detection Summary does not include radiochemical test results.

TestAmerica Canton

# Detection Summary

Client: GHD Services Inc.  
Project/Site: 58505, Janesville WI, SSOW 108014

TestAmerica Job ID: 240-62022-1

**Client Sample ID: SE-031016-JN-018 (Continued)**

**Lab Sample ID: 240-62022-8**

Analyte	Result	Qualifier	LOQ	LOD	Unit	Dil Fac	D	Method	Prep Type
Acetone	69	B	66	19	ug/Kg	1	☼	8260B	Total/NA
2-Butanone (MEK)	22	J B	66	3.7	ug/Kg	1	☼	8260B	Total/NA
Methylene Chloride	6.3	J B	17	2.5	ug/Kg	1	☼	8260B	Total/NA
Methylcyclohexane	39		33	1.9	ug/Kg	1	☼	8260B	Total/NA
2-Methylnaphthalene	100		54	4.1	ug/Kg	4	☼	8270C	Total/NA
Bis(2-ethylhexyl) phthalate	360	J B	570	160	ug/Kg	4	☼	8270C	Total/NA
Butyl benzyl phthalate	130	J	570	82	ug/Kg	4	☼	8270C	Total/NA
Dibenzofuran	62	J	410	5.4	ug/Kg	4	☼	8270C	Total/NA
Di-n-butyl phthalate	130	J	570	120	ug/Kg	4	☼	8270C	Total/NA
Methyl Mercury	1.2		0.19	0.058	ug/Kg	1	☼	1630	Total/NA
Aroclor-1254	180		66	28	ug/Kg	1	☼	8082	Total/NA
Silver	0.19	J	0.35	0.0025	mg/Kg	2	☼	6020	Total/NA
Arsenic	6.2		1.8	0.046	mg/Kg	2	☼	6020	Total/NA
Beryllium	0.31	J	0.35	0.019	mg/Kg	2	☼	6020	Total/NA
Cadmium	0.96		0.35	0.0065	mg/Kg	2	☼	6020	Total/NA
Cobalt	3.9	B	0.35	0.0030	mg/Kg	2	☼	6020	Total/NA
Chromium	20.0	B	0.70	0.11	mg/Kg	2	☼	6020	Total/NA
Copper	27.1	B	0.70	0.17	mg/Kg	2	☼	6020	Total/NA
Manganese	324		1.8	0.21	mg/Kg	2	☼	6020	Total/NA
Nickel	8.5	B	0.70	0.068	mg/Kg	2	☼	6020	Total/NA
Lead	294	B	0.35	0.079	mg/Kg	2	☼	6020	Total/NA
Antimony	0.35	J	0.70	0.025	mg/Kg	2	☼	6020	Total/NA
Selenium	1.2	J	1.8	0.070	mg/Kg	2	☼	6020	Total/NA
Thallium	0.12	J	0.70	0.033	mg/Kg	2	☼	6020	Total/NA
Vanadium	12.8		1.8	0.065	mg/Kg	2	☼	6020	Total/NA
Zinc	289		7.0	0.88	mg/Kg	2	☼	6020	Total/NA
Barium	171	B	1.8	0.39	mg/Kg	2	☼	6020	Total/NA
Mercury	2.4	B	0.19	0.027	mg/Kg	1	☼	7471A	Total/NA
Total Organic Carbon	46100		2020	1010	mg/Kg	1	☼	Lloyd Kahn	Total/NA

**Client Sample ID: SE-031016-JN-019**

**Lab Sample ID: 240-62022-9**

Analyte	Result	Qualifier	LOQ	LOD	Unit	Dil Fac	D	Method	Prep Type
Acetone	31	J B	39	11	ug/Kg	1	☼	8260B	Total/NA
2-Butanone (MEK)	8.3	J B	39	2.2	ug/Kg	1	☼	8260B	Total/NA
Methylene Chloride	3.1	J B	9.8	1.5	ug/Kg	1	☼	8260B	Total/NA
Bis(2-ethylhexyl) phthalate	52	J B	140	39	ug/Kg	1	☼	8270C	Total/NA
Phenol	24	J	100	15	ug/Kg	1	☼	8270C	Total/NA
Fluorene	14		14	1.1	ug/Kg	1	☼	8270C	Total/NA
Acenaphthylene	8.5	J	14	0.72	ug/Kg	1	☼	8270C	Total/NA
Benzo[g,h,i]perylene	30		14	0.72	ug/Kg	1	☼	8270C	Total/NA
Phenanthrene	98		14	1.5	ug/Kg	1	☼	8270C	Total/NA
Benzo[k]fluoranthene	31		14	1.4	ug/Kg	1	☼	8270C	Total/NA
Benzo[a]pyrene	49		14	1.3	ug/Kg	1	☼	8270C	Total/NA
Anthracene	24		14	1.6	ug/Kg	1	☼	8270C	Total/NA
Pyrene	120		14	0.90	ug/Kg	1	☼	8270C	Total/NA
Naphthalene	9.1	J	14	1.7	ug/Kg	1	☼	8270C	Total/NA
Fluoranthene	120		14	1.1	ug/Kg	1	☼	8270C	Total/NA
Benzo[a]anthracene	56		14	1.3	ug/Kg	1	☼	8270C	Total/NA
Indeno[1,2,3-cd]pyrene	23		14	0.72	ug/Kg	1	☼	8270C	Total/NA

This Detection Summary does not include radiochemical test results.

TestAmerica Canton

# Detection Summary

Client: GHD Services Inc.  
Project/Site: 58505, Janesville WI, SSOW 108014

TestAmerica Job ID: 240-62022-1

## Client Sample ID: SE-031016-JN-019 (Continued)

## Lab Sample ID: 240-62022-9

Analyte	Result	Qualifier	LOQ	LOD	Unit	Dil Fac	D	Method	Prep Type
Chrysene	64		14	2.3	ug/Kg	1	☼	8270C	Total/NA
Benzo[b]fluoranthene	49		14	1.2	ug/Kg	1	☼	8270C	Total/NA
Silver	0.077	J	0.31	0.0022	mg/Kg	2	☼	6020	Total/NA
Arsenic	3.8		1.6	0.040	mg/Kg	2	☼	6020	Total/NA
Beryllium	0.44		0.31	0.017	mg/Kg	2	☼	6020	Total/NA
Cadmium	0.43		0.31	0.0058	mg/Kg	2	☼	6020	Total/NA
Cobalt	5.6	B	0.31	0.0026	mg/Kg	2	☼	6020	Total/NA
Chromium	15.1	B	0.62	0.093	mg/Kg	2	☼	6020	Total/NA
Copper	15.2	B	0.62	0.15	mg/Kg	2	☼	6020	Total/NA
Manganese	384		1.6	0.19	mg/Kg	2	☼	6020	Total/NA
Nickel	11.4	B	0.62	0.061	mg/Kg	2	☼	6020	Total/NA
Lead	37.6	B	0.31	0.070	mg/Kg	2	☼	6020	Total/NA
Antimony	0.082	J	0.62	0.022	mg/Kg	2	☼	6020	Total/NA
Selenium	1.5	J	1.6	0.062	mg/Kg	2	☼	6020	Total/NA
Thallium	0.13	J	0.62	0.030	mg/Kg	2	☼	6020	Total/NA
Vanadium	17.6		1.6	0.058	mg/Kg	2	☼	6020	Total/NA
Zinc	75.2		6.2	0.78	mg/Kg	2	☼	6020	Total/NA
Barium	116	B	1.6	0.34	mg/Kg	2	☼	6020	Total/NA
Mercury	1.5	B	0.22	0.031	mg/Kg	1	☼	7471A	Total/NA
Total Organic Carbon	60300		2050	1030	mg/Kg	1	☼	Lloyd Kahn	Total/NA

## Client Sample ID: SE-031016-JN-020

## Lab Sample ID: 240-62022-10

Analyte	Result	Qualifier	LOQ	LOD	Unit	Dil Fac	D	Method	Prep Type
Acetone	75	B	35	10	ug/Kg	1	☼	8260B	Total/NA
2-Butanone (MEK)	22	J B	35	2.0	ug/Kg	1	☼	8260B	Total/NA
Methylene Chloride	3.2	J B	8.7	1.3	ug/Kg	1	☼	8260B	Total/NA
Methylcyclohexane	3.5	J	17	1.0	ug/Kg	1	☼	8260B	Total/NA
2-Methylnaphthalene	100		64	4.8	ug/Kg	5	☼	8270C	Total/NA
Di-n-butyl phthalate	170	J	670	140	ug/Kg	5	☼	8270C	Total/NA
Fluorene	52	J	64	5.1	ug/Kg	5	☼	8270C	Total/NA
Benzo[g,h,i]perylene	170		64	3.4	ug/Kg	5	☼	8270C	Total/NA
Phenanthrene	540		64	7.0	ug/Kg	5	☼	8270C	Total/NA
Benzo[k]fluoranthene	150		64	6.5	ug/Kg	5	☼	8270C	Total/NA
Benzo[a]pyrene	260		64	6.2	ug/Kg	5	☼	8270C	Total/NA
Anthracene	140		64	7.5	ug/Kg	5	☼	8270C	Total/NA
Pyrene	660		64	4.2	ug/Kg	5	☼	8270C	Total/NA
Naphthalene	150		64	7.9	ug/Kg	5	☼	8270C	Total/NA
Fluoranthene	700		64	5.3	ug/Kg	5	☼	8270C	Total/NA
Benzo[a]anthracene	300		64	6.1	ug/Kg	5	☼	8270C	Total/NA
Indeno[1,2,3-cd]pyrene	140		64	3.4	ug/Kg	5	☼	8270C	Total/NA
Chrysene	400		64	11	ug/Kg	5	☼	8270C	Total/NA
Acenaphthene	57	J	64	7.3	ug/Kg	5	☼	8270C	Total/NA
Benzo[b]fluoranthene	290		64	5.7	ug/Kg	5	☼	8270C	Total/NA
Arsenic	0.036	J	0.50	0.0029	mg/L	1		6010B	TCLP
Barium	1.2	J B	10.0	0.0010	mg/L	1		6010B	TCLP
Cadmium	0.0049	J	0.10	0.00014	mg/L	1		6010B	TCLP
Chromium	0.0060	J B	0.50	0.00055	mg/L	1		6010B	TCLP
Lead	0.18	J	0.50	0.0019	mg/L	1		6010B	TCLP
Silver	0.0014	J	0.50	0.00092	mg/L	1		6010B	TCLP

This Detection Summary does not include radiochemical test results.

TestAmerica Canton

# Detection Summary

Client: GHD Services Inc.  
 Project/Site: 58505, Janesville WI, SSOW 108014

TestAmerica Job ID: 240-62022-1

## Client Sample ID: SE-031016-JN-020 (Continued)

## Lab Sample ID: 240-62022-10

Analyte	Result	Qualifier	LOQ	LOD	Unit	Dil Fac	D	Method	Prep Type
Silver	0.18	J B	0.34	0.0024	mg/Kg	2	☼	6020	Total/NA
Arsenic	6.2	B	1.7	0.044	mg/Kg	2	☼	6020	Total/NA
Beryllium	0.58		0.34	0.018	mg/Kg	2	☼	6020	Total/NA
Cadmium	0.77		0.34	0.0062	mg/Kg	2	☼	6020	Total/NA
Cobalt	5.1	B	0.34	0.0029	mg/Kg	2	☼	6020	Total/NA
Chromium	19.0	B	0.67	0.10	mg/Kg	2	☼	6020	Total/NA
Copper	25.0	B	0.67	0.16	mg/Kg	2	☼	6020	Total/NA
Manganese	409	B	1.7	0.20	mg/Kg	2	☼	6020	Total/NA
Nickel	10.6		0.67	0.066	mg/Kg	2	☼	6020	Total/NA
Lead	213	B	0.34	0.076	mg/Kg	2	☼	6020	Total/NA
Antimony	0.57	J	0.67	0.024	mg/Kg	2	☼	6020	Total/NA
Selenium	1.6	J B	1.7	0.067	mg/Kg	2	☼	6020	Total/NA
Thallium	0.19	J	0.67	0.032	mg/Kg	2	☼	6020	Total/NA
Vanadium	17.8		1.7	0.062	mg/Kg	2	☼	6020	Total/NA
Zinc	203	B	6.7	0.84	mg/Kg	2	☼	6020	Total/NA
Barium	156		1.7	0.37	mg/Kg	2	☼	6020	Total/NA
Mercury	3.1		0.50	0.070	mg/Kg	3	☼	7471A	Total/NA
Total Organic Carbon	43800		1920	958	mg/Kg	1	☼	Lloyd Kahn	Total/NA

## Client Sample ID: SE-031016-JN-021

## Lab Sample ID: 240-62022-11

Analyte	Result	Qualifier	LOQ	LOD	Unit	Dil Fac	D	Method	Prep Type
Methylene Chloride	3.0	J B	9.2	1.4	ug/Kg	1	☼	8260B	Total/NA
2-Methylnaphthalene	23	J	28	2.1	ug/Kg	2	☼	8270C	Total/NA
Bis(2-ethylhexyl) phthalate	250	J B	290	79	ug/Kg	2	☼	8270C	Total/NA
Butyl benzyl phthalate	2300		290	42	ug/Kg	2	☼	8270C	Total/NA
Di-n-butyl phthalate	150	J	290	62	ug/Kg	2	☼	8270C	Total/NA
Methyl Mercury	1.5		0.20	0.060	ug/Kg	1	☼	1630	Total/NA
Aroclor-1254	47	J	70	30	ug/Kg	1	☼	8082	Total/NA
Silver	0.24	J B	0.34	0.0024	mg/Kg	2	☼	6020	Total/NA
Arsenic	4.6	B	1.7	0.044	mg/Kg	2	☼	6020	Total/NA
Beryllium	0.38		0.34	0.019	mg/Kg	2	☼	6020	Total/NA
Cadmium	0.88		0.34	0.0063	mg/Kg	2	☼	6020	Total/NA
Cobalt	5.0	B	0.34	0.0029	mg/Kg	2	☼	6020	Total/NA
Chromium	20.5	B	0.68	0.10	mg/Kg	2	☼	6020	Total/NA
Copper	16.7	B	0.68	0.16	mg/Kg	2	☼	6020	Total/NA
Manganese	239	B	1.7	0.20	mg/Kg	2	☼	6020	Total/NA
Nickel	11.6		0.68	0.066	mg/Kg	2	☼	6020	Total/NA
Lead	99.9	B	0.34	0.077	mg/Kg	2	☼	6020	Total/NA
Antimony	0.44	J	0.68	0.024	mg/Kg	2	☼	6020	Total/NA
Selenium	1.5	J B	1.7	0.068	mg/Kg	2	☼	6020	Total/NA
Thallium	0.14	J	0.68	0.032	mg/Kg	2	☼	6020	Total/NA
Vanadium	14.9		1.7	0.063	mg/Kg	2	☼	6020	Total/NA
Zinc	101	B	6.8	0.85	mg/Kg	2	☼	6020	Total/NA
Barium	89.5		1.7	0.37	mg/Kg	2	☼	6020	Total/NA
Mercury	4.9		1.1	0.15	mg/Kg	5	☼	7471A	Total/NA
Total Organic Carbon	46300		2090	1050	mg/Kg	1	☼	Lloyd Kahn	Total/NA

## Client Sample ID: SE-031016-JN-022

## Lab Sample ID: 240-62022-12

This Detection Summary does not include radiochemical test results.

TestAmerica Canton

# Detection Summary

Client: GHD Services Inc.  
Project/Site: 58505, Janesville WI, SSOW 108014

TestAmerica Job ID: 240-62022-1

**Client Sample ID: SE-031016-JN-022 (Continued)**

**Lab Sample ID: 240-62022-12**

Analyte	Result	Qualifier	LOQ	LOD	Unit	Dil Fac	D	Method	Prep Type
Methylene Chloride	3.8	J B	11	1.6	ug/Kg	1	☼	8260B	Total/NA
2-Methylnaphthalene	30		15	1.1	ug/Kg	1	☼	8270C	Total/NA
Dibenzofuran	39	J	110	1.5	ug/Kg	1	☼	8270C	Total/NA
Isophorone	31	J	110	29	ug/Kg	1	☼	8270C	Total/NA
Fluorene	81		15	1.2	ug/Kg	1	☼	8270C	Total/NA
Acenaphthylene	32		15	0.79	ug/Kg	1	☼	8270C	Total/NA
Benzo[g,h,i]perylene	150		15	0.79	ug/Kg	1	☼	8270C	Total/NA
Phenanthrene	550		15	1.6	ug/Kg	1	☼	8270C	Total/NA
Benzo[k]fluoranthene	170		15	1.5	ug/Kg	1	☼	8270C	Total/NA
Benzo[a]pyrene	240		15	1.4	ug/Kg	1	☼	8270C	Total/NA
Anthracene	150		15	1.8	ug/Kg	1	☼	8270C	Total/NA
Pyrene	670		15	0.99	ug/Kg	1	☼	8270C	Total/NA
Dibenz(a,h)anthracene	35		15	1.5	ug/Kg	1	☼	8270C	Total/NA
Naphthalene	33		15	1.8	ug/Kg	1	☼	8270C	Total/NA
Fluoranthene	690		15	1.2	ug/Kg	1	☼	8270C	Total/NA
Benzo[a]anthracene	310		15	1.4	ug/Kg	1	☼	8270C	Total/NA
Indeno[1,2,3-cd]pyrene	120		15	0.79	ug/Kg	1	☼	8270C	Total/NA
Chrysene	320		15	2.5	ug/Kg	1	☼	8270C	Total/NA
Acenaphthene	51		15	1.7	ug/Kg	1	☼	8270C	Total/NA
Benzo[b]fluoranthene	270		15	1.3	ug/Kg	1	☼	8270C	Total/NA
Silver	0.15	J B	0.40	0.0028	mg/Kg	2	☼	6020	Total/NA
Arsenic	4.5	B	2.0	0.052	mg/Kg	2	☼	6020	Total/NA
Beryllium	0.57		0.40	0.022	mg/Kg	2	☼	6020	Total/NA
Cadmium	0.52		0.40	0.0074	mg/Kg	2	☼	6020	Total/NA
Cobalt	6.0	B	0.40	0.0034	mg/Kg	2	☼	6020	Total/NA
Chromium	15.7	B	0.81	0.12	mg/Kg	2	☼	6020	Total/NA
Copper	18.3	B	0.81	0.20	mg/Kg	2	☼	6020	Total/NA
Manganese	246	B	2.0	0.24	mg/Kg	2	☼	6020	Total/NA
Nickel	12.8		0.81	0.079	mg/Kg	2	☼	6020	Total/NA
Lead	43.7	B	0.40	0.091	mg/Kg	2	☼	6020	Total/NA
Antimony	0.13	J	0.81	0.028	mg/Kg	2	☼	6020	Total/NA
Selenium	1.8	J B	2.0	0.081	mg/Kg	2	☼	6020	Total/NA
Thallium	0.21	J	0.81	0.038	mg/Kg	2	☼	6020	Total/NA
Vanadium	20.5		2.0	0.074	mg/Kg	2	☼	6020	Total/NA
Zinc	91.1	B	8.1	1.0	mg/Kg	2	☼	6020	Total/NA
Barium	113		2.0	0.44	mg/Kg	2	☼	6020	Total/NA
Mercury	12.3		2.2	0.30	mg/Kg	10	☼	7471A	Total/NA
Total Organic Carbon	49100		2230	1120	mg/Kg	1	☼	Lloyd Kahn	Total/NA

**Client Sample ID: SE-031016-JN-023**

**Lab Sample ID: 240-62022-13**

Analyte	Result	Qualifier	LOQ	LOD	Unit	Dil Fac	D	Method	Prep Type
Methylene Chloride	4.8	J B	11	1.6	ug/Kg	1	☼	8260B	Total/NA
2-Methylnaphthalene	8.7	J	15	1.1	ug/Kg	1	☼	8270C	Total/NA
Butyl benzyl phthalate	38	J F1	160	22	ug/Kg	1	☼	8270C	Total/NA
Fluorene	14	J	15	1.2	ug/Kg	1	☼	8270C	Total/NA
Acenaphthylene	11	J	15	0.78	ug/Kg	1	☼	8270C	Total/NA
Benzo[g,h,i]perylene	60		15	0.78	ug/Kg	1	☼	8270C	Total/NA
Phenanthrene	110		15	1.6	ug/Kg	1	☼	8270C	Total/NA
Benzo[k]fluoranthene	33		15	1.5	ug/Kg	1	☼	8270C	Total/NA

This Detection Summary does not include radiochemical test results.

TestAmerica Canton



# Detection Summary

Client: GHD Services Inc.  
Project/Site: 58505, Janesville WI, SSOW 108014

TestAmerica Job ID: 240-62022-1

**Client Sample ID: SE-031016-JN-023 (Continued)**

**Lab Sample ID: 240-62022-13**

Analyte	Result	Qualifier	LOQ	LOD	Unit	Dil Fac	D	Method	Prep Type
Benzo[a]pyrene	82		15	1.4	ug/Kg	1	☼	8270C	Total/NA
Anthracene	25		15	1.7	ug/Kg	1	☼	8270C	Total/NA
Pyrene	190		15	0.98	ug/Kg	1	☼	8270C	Total/NA
Naphthalene	12	J	15	1.8	ug/Kg	1	☼	8270C	Total/NA
Fluoranthene	190		15	1.2	ug/Kg	1	☼	8270C	Total/NA
Benzo[a]anthracene	86		15	1.4	ug/Kg	1	☼	8270C	Total/NA
Indeno[1,2,3-cd]pyrene	52		15	0.78	ug/Kg	1	☼	8270C	Total/NA
Chrysene	100		15	2.5	ug/Kg	1	☼	8270C	Total/NA
Benzo[b]fluoranthene	100		15	1.3	ug/Kg	1	☼	8270C	Total/NA
Arsenic	0.0076	J B	0.50	0.0029	mg/L	1		6010B	TCLP
Barium	0.75	J B	10.0	0.0010	mg/L	1		6010B	TCLP
Cadmium	0.00061	J	0.10	0.00014	mg/L	1		6010B	TCLP
Chromium	0.0035	J B	0.50	0.00055	mg/L	1		6010B	TCLP
Silver	0.11	J B	0.41	0.0029	mg/Kg	2	☼	6020	Total/NA
Arsenic	3.5	B	2.1	0.053	mg/Kg	2	☼	6020	Total/NA
Beryllium	0.64	F1	0.41	0.023	mg/Kg	2	☼	6020	Total/NA
Cadmium	0.42		0.41	0.0076	mg/Kg	2	☼	6020	Total/NA
Cobalt	5.4	B	0.41	0.0035	mg/Kg	2	☼	6020	Total/NA
Chromium	16.3	B	0.82	0.12	mg/Kg	2	☼	6020	Total/NA
Copper	13.7	B	0.82	0.20	mg/Kg	2	☼	6020	Total/NA
Manganese	242	B F1	2.1	0.25	mg/Kg	2	☼	6020	Total/NA
Nickel	11.8		0.82	0.080	mg/Kg	2	☼	6020	Total/NA
Lead	26.1	B	0.41	0.092	mg/Kg	2	☼	6020	Total/NA
Antimony	0.12	J F1	0.82	0.029	mg/Kg	2	☼	6020	Total/NA
Selenium	1.7	J B	2.1	0.082	mg/Kg	2	☼	6020	Total/NA
Thallium	0.20	J	0.82	0.039	mg/Kg	2	☼	6020	Total/NA
Vanadium	20.2		2.1	0.076	mg/Kg	2	☼	6020	Total/NA
Zinc	61.9	B	8.2	1.0	mg/Kg	2	☼	6020	Total/NA
Barium	101		2.1	0.45	mg/Kg	2	☼	6020	Total/NA
Mercury	3.1		1.0	0.14	mg/Kg	5	☼	7471A	Total/NA
Total Organic Carbon	66800		2240	1120	mg/Kg	1	☼	Lloyd Kahn	Total/NA

**Client Sample ID: SE-031016-JN-024**

**Lab Sample ID: 240-62022-14**

Analyte	Result	Qualifier	LOQ	LOD	Unit	Dil Fac	D	Method	Prep Type
Acetone	16	J B	41	12	ug/Kg	1	☼	8260B	Total/NA
2-Butanone (MEK)	4.8	J B	41	2.3	ug/Kg	1	☼	8260B	Total/NA
Methylene Chloride	3.4	J B	10	1.5	ug/Kg	1	☼	8260B	Total/NA
2-Methylnaphthalene	360		280	21	ug/Kg	20	☼	8270C	Total/NA
Bis(2-ethylhexyl) phthalate	3900	B	2900	790	ug/Kg	20	☼	8270C	Total/NA
Butyl benzyl phthalate	3200		2900	420	ug/Kg	20	☼	8270C	Total/NA
Di-n-butyl phthalate	1700	J	2900	630	ug/Kg	20	☼	8270C	Total/NA
Methyl Mercury	0.48		0.20	0.061	ug/Kg	1	☼	1630	Total/NA
Aroclor-1254	66	J	70	30	ug/Kg	1	☼	8082	Total/NA
Aroclor-1268	380		70	28	ug/Kg	1	☼	8082	Total/NA
Silver	0.25	J B	0.35	0.0025	mg/Kg	2	☼	6020	Total/NA
Arsenic	8.1	B	1.8	0.046	mg/Kg	2	☼	6020	Total/NA
Beryllium	0.36		0.35	0.019	mg/Kg	2	☼	6020	Total/NA
Cadmium	14.1		0.35	0.0065	mg/Kg	2	☼	6020	Total/NA
Cobalt	6.1	B	0.35	0.0030	mg/Kg	2	☼	6020	Total/NA

This Detection Summary does not include radiochemical test results.

TestAmerica Canton

# Detection Summary

Client: GHD Services Inc.  
Project/Site: 58505, Janesville WI, SSOW 108014

TestAmerica Job ID: 240-62022-1

## Client Sample ID: SE-031016-JN-024 (Continued)

## Lab Sample ID: 240-62022-14

Analyte	Result	Qualifier	LOQ	LOD	Unit	Dil Fac	D	Method	Prep Type
Chromium	183	B	0.71	0.11	mg/Kg	2	☼	6020	Total/NA
Copper	78.7	B	0.71	0.17	mg/Kg	2	☼	6020	Total/NA
Manganese	218	B	1.8	0.21	mg/Kg	2	☼	6020	Total/NA
Nickel	14.7		0.71	0.069	mg/Kg	2	☼	6020	Total/NA
Lead	1390	B	0.35	0.079	mg/Kg	2	☼	6020	Total/NA
Antimony	23.0		0.71	0.025	mg/Kg	2	☼	6020	Total/NA
Selenium	4.3	B	1.8	0.071	mg/Kg	2	☼	6020	Total/NA
Thallium	0.15	J	0.71	0.034	mg/Kg	2	☼	6020	Total/NA
Vanadium	14.1		1.8	0.065	mg/Kg	2	☼	6020	Total/NA
Zinc	2040	B	7.1	0.88	mg/Kg	2	☼	6020	Total/NA
Barium	1340		1.8	0.39	mg/Kg	2	☼	6020	Total/NA
Mercury	0.62		0.22	0.030	mg/Kg	1	☼	7471A	Total/NA
Total Organic Carbon	131000		2100	1050	mg/Kg	1	☼	Lloyd Kahn	Total/NA

## Client Sample ID: SE-031016-JN-025

## Lab Sample ID: 240-62022-15

Analyte	Result	Qualifier	LOQ	LOD	Unit	Dil Fac	D	Method	Prep Type
Acetone	130	J B	210	59	ug/Kg	1	☼	8260B	Total/NA
2-Butanone (MEK)	32	J B	210	12	ug/Kg	1	☼	8260B	Total/NA
Carbon disulfide	25	J	52	6.1	ug/Kg	1	☼	8260B	Total/NA
Methylene Chloride	23	J B	52	7.7	ug/Kg	1	☼	8260B	Total/NA
2-Methylnaphthalene	230	J	300	23	ug/Kg	20	☼	8270C	Total/NA
Bis(2-ethylhexyl) phthalate	1100	J B	3200	860	ug/Kg	20	☼	8270C	Total/NA
Benzo[g,h,i]perylene	450		300	16	ug/Kg	20	☼	8270C	Total/NA
Phenanthrene	500		300	33	ug/Kg	20	☼	8270C	Total/NA
Benzo[k]fluoranthene	300		300	31	ug/Kg	20	☼	8270C	Total/NA
Benzo[a]pyrene	440		300	29	ug/Kg	20	☼	8270C	Total/NA
Anthracene	260	J	300	35	ug/Kg	20	☼	8270C	Total/NA
Pyrene	2000		300	20	ug/Kg	20	☼	8270C	Total/NA
Naphthalene	180	J	300	37	ug/Kg	20	☼	8270C	Total/NA
Fluoranthene	1700		300	25	ug/Kg	20	☼	8270C	Total/NA
Benzo[a]anthracene	740		300	29	ug/Kg	20	☼	8270C	Total/NA
Chrysene	920		300	50	ug/Kg	20	☼	8270C	Total/NA
Benzo[b]fluoranthene	770		300	27	ug/Kg	20	☼	8270C	Total/NA
Silver	0.25	J B	0.42	0.0029	mg/Kg	2	☼	6020	Total/NA
Arsenic	12.0	B	2.1	0.054	mg/Kg	2	☼	6020	Total/NA
Beryllium	0.56		0.42	0.023	mg/Kg	2	☼	6020	Total/NA
Cadmium	1.1		0.42	0.0077	mg/Kg	2	☼	6020	Total/NA
Cobalt	5.9	B	0.42	0.0036	mg/Kg	2	☼	6020	Total/NA
Chromium	31.0	B	0.84	0.13	mg/Kg	2	☼	6020	Total/NA
Copper	33.9	B	0.84	0.20	mg/Kg	2	☼	6020	Total/NA
Manganese	180	B	2.1	0.25	mg/Kg	2	☼	6020	Total/NA
Nickel	14.4		0.84	0.082	mg/Kg	2	☼	6020	Total/NA
Lead	370	B	0.42	0.094	mg/Kg	2	☼	6020	Total/NA
Antimony	2.5		0.84	0.029	mg/Kg	2	☼	6020	Total/NA
Selenium	2.2	B	2.1	0.084	mg/Kg	2	☼	6020	Total/NA
Thallium	0.23	J	0.84	0.040	mg/Kg	2	☼	6020	Total/NA
Vanadium	23.8		2.1	0.077	mg/Kg	2	☼	6020	Total/NA
Zinc	338	B	8.4	1.0	mg/Kg	2	☼	6020	Total/NA
Barium	175		2.1	0.46	mg/Kg	2	☼	6020	Total/NA

This Detection Summary does not include radiochemical test results.

TestAmerica Canton

# Detection Summary

Client: GHD Services Inc.  
Project/Site: 58505, Janesville WI, SSOW 108014

TestAmerica Job ID: 240-62022-1

## Client Sample ID: SE-031016-JN-025 (Continued)

## Lab Sample ID: 240-62022-15

Analyte	Result	Qualifier	LOQ	LOD	Unit	Dil Fac	D	Method	Prep Type
Mercury	2.6		0.24	0.034	mg/Kg	1	☼	7471A	Total/NA
Total Organic Carbon	66500		2240	1120	mg/Kg	1	☼	Lloyd Kahn	Total/NA

## Client Sample ID: SE-031016-JN-026

## Lab Sample ID: 240-62022-16

Analyte	Result	Qualifier	LOQ	LOD	Unit	Dil Fac	D	Method	Prep Type
Acetone	50	B	42	12	ug/Kg	1	☼	8260B	Total/NA
2-Butanone (MEK)	9.3	J B	42	2.3	ug/Kg	1	☼	8260B	Total/NA
Carbon disulfide	3.8	J	10	1.2	ug/Kg	1	☼	8260B	Total/NA
Methylene Chloride	3.5	J B	10	1.5	ug/Kg	1	☼	8260B	Total/NA
2-Methylnaphthalene	400		300	22	ug/Kg	20	☼	8270C	Total/NA
Di-n-butyl phthalate	1200	J	3100	670	ug/Kg	20	☼	8270C	Total/NA
Benzo[g,h,i]perylene	610		300	16	ug/Kg	20	☼	8270C	Total/NA
Phenanthrene	700		300	33	ug/Kg	20	☼	8270C	Total/NA
Benzo[k]fluoranthene	700		300	30	ug/Kg	20	☼	8270C	Total/NA
Benzo[a]pyrene	1000		300	29	ug/Kg	20	☼	8270C	Total/NA
Anthracene	360		300	35	ug/Kg	20	☼	8270C	Total/NA
Pyrene	2600		300	20	ug/Kg	20	☼	8270C	Total/NA
Naphthalene	300		300	37	ug/Kg	20	☼	8270C	Total/NA
Fluoranthene	2900		300	25	ug/Kg	20	☼	8270C	Total/NA
Benzo[a]anthracene	1200		300	28	ug/Kg	20	☼	8270C	Total/NA
Chrysene	1400		300	49	ug/Kg	20	☼	8270C	Total/NA
Benzo[b]fluoranthene	1200		300	26	ug/Kg	20	☼	8270C	Total/NA
Aroclor-1268	28	J	72	28	ug/Kg	1	☼	8082	Total/NA
Silver	0.25	J B	0.42	0.0029	mg/Kg	2	☼	6020	Total/NA
Arsenic	6.7	B	2.1	0.054	mg/Kg	2	☼	6020	Total/NA
Beryllium	0.48		0.42	0.023	mg/Kg	2	☼	6020	Total/NA
Cadmium	1.9		0.42	0.0077	mg/Kg	2	☼	6020	Total/NA
Cobalt	5.2	B	0.42	0.0035	mg/Kg	2	☼	6020	Total/NA
Chromium	65.1	B	0.83	0.12	mg/Kg	2	☼	6020	Total/NA
Copper	47.3	B	0.83	0.20	mg/Kg	2	☼	6020	Total/NA
Manganese	185	B	2.1	0.25	mg/Kg	2	☼	6020	Total/NA
Nickel	12.9		0.83	0.081	mg/Kg	2	☼	6020	Total/NA
Lead	602	B	0.42	0.094	mg/Kg	2	☼	6020	Total/NA
Antimony	13.8		0.83	0.029	mg/Kg	2	☼	6020	Total/NA
Selenium	2.1	B	2.1	0.083	mg/Kg	2	☼	6020	Total/NA
Thallium	0.20	J	0.83	0.040	mg/Kg	2	☼	6020	Total/NA
Vanadium	16.5		2.1	0.077	mg/Kg	2	☼	6020	Total/NA
Zinc	530	B	8.3	1.0	mg/Kg	2	☼	6020	Total/NA
Barium	317		2.1	0.46	mg/Kg	2	☼	6020	Total/NA
Mercury	2.1		0.20	0.028	mg/Kg	1	☼	7471A	Total/NA
Total Organic Carbon	90800		2200	1100	mg/Kg	1	☼	Lloyd Kahn	Total/NA

## Client Sample ID: SE-031016-JN-027

## Lab Sample ID: 240-62022-17

Analyte	Result	Qualifier	LOQ	LOD	Unit	Dil Fac	D	Method	Prep Type
Acetone	27	J B	38	11	ug/Kg	1	☼	8260B	Total/NA
2-Butanone (MEK)	6.7	J B	38	2.1	ug/Kg	1	☼	8260B	Total/NA
Carbon disulfide	2.3	J	9.5	1.1	ug/Kg	1	☼	8260B	Total/NA
Methylene Chloride	3.6	J B	9.5	1.4	ug/Kg	1	☼	8260B	Total/NA

This Detection Summary does not include radiochemical test results.

TestAmerica Canton

# Detection Summary

Client: GHD Services Inc.  
Project/Site: 58505, Janesville WI, SSOW 108014

TestAmerica Job ID: 240-62022-1

## Client Sample ID: SE-031016-JN-027 (Continued)

## Lab Sample ID: 240-62022-17

Analyte	Result	Qualifier	LOQ	LOD	Unit	Dil Fac	D	Method	Prep Type
Methylcyclohexane	2.7	J F1	19	1.1	ug/Kg	1	☼	8260B	Total/NA
Bis(2-ethylhexyl) phthalate	1900	J B	3700	1000	ug/Kg	25	☼	8270C	Total/NA
Butyl benzyl phthalate	2700	J	3700	520	ug/Kg	25	☼	8270C	Total/NA
Di-n-butyl phthalate	2900	J B	3700	790	ug/Kg	25	☼	8270C	Total/NA
Fluorene	260	J	350	28	ug/Kg	25	☼	8270C	Total/NA
Benzo[g,h,i]perylene	590		350	18	ug/Kg	25	☼	8270C	Total/NA
Phenanthrene	1200		350	38	ug/Kg	25	☼	8270C	Total/NA
Benzo[k]fluoranthene	360		350	36	ug/Kg	25	☼	8270C	Total/NA
Benzo[a]pyrene	760		350	34	ug/Kg	25	☼	8270C	Total/NA
Anthracene	430		350	41	ug/Kg	25	☼	8270C	Total/NA
Pyrene	2300		350	23	ug/Kg	25	☼	8270C	Total/NA
Naphthalene	230	J	350	43	ug/Kg	25	☼	8270C	Total/NA
Fluoranthene	4500		350	29	ug/Kg	25	☼	8270C	Total/NA
Benzo[a]anthracene	880		350	33	ug/Kg	25	☼	8270C	Total/NA
Indeno[1,2,3-cd]pyrene	510		350	18	ug/Kg	25	☼	8270C	Total/NA
Chrysene	1400		350	58	ug/Kg	25	☼	8270C	Total/NA
Acenaphthene	210	J	350	40	ug/Kg	25	☼	8270C	Total/NA
Benzo[b]fluoranthene	1100		350	31	ug/Kg	25	☼	8270C	Total/NA
Aroclor-1268	59	J	68	27	ug/Kg	1	☼	8082	Total/NA
Arsenic	0.012	J B	0.50	0.0029	mg/L	1		6010B	TCLP
Barium	0.86	J B	10.0	0.0010	mg/L	1		6010B	TCLP
Cadmium	0.00016	J	0.10	0.00014	mg/L	1		6010B	TCLP
Chromium	0.0038	J B	0.50	0.00055	mg/L	1		6010B	TCLP
Lead	0.055	J	0.50	0.0019	mg/L	1		6010B	TCLP
Silver	0.26	J B	0.38	0.0027	mg/Kg	2	☼	6020	Total/NA
Arsenic	10	B	1.9	0.050	mg/Kg	2	☼	6020	Total/NA
Beryllium	0.49		0.38	0.021	mg/Kg	2	☼	6020	Total/NA
Cadmium	4.8		0.38	0.0071	mg/Kg	2	☼	6020	Total/NA
Cobalt	4.9	B	0.38	0.0033	mg/Kg	2	☼	6020	Total/NA
Chromium	40.4	B	0.77	0.12	mg/Kg	2	☼	6020	Total/NA
Copper	61.9	B	0.77	0.19	mg/Kg	2	☼	6020	Total/NA
Manganese	200	B	1.9	0.23	mg/Kg	2	☼	6020	Total/NA
Nickel	12.9		0.77	0.075	mg/Kg	2	☼	6020	Total/NA
Lead	607	B	0.38	0.086	mg/Kg	2	☼	6020	Total/NA
Antimony	1.7		0.77	0.027	mg/Kg	2	☼	6020	Total/NA
Selenium	3.3	B	1.9	0.077	mg/Kg	2	☼	6020	Total/NA
Thallium	0.22	J	0.77	0.037	mg/Kg	2	☼	6020	Total/NA
Vanadium	17.6		1.9	0.071	mg/Kg	2	☼	6020	Total/NA
Zinc	437	B	7.7	0.96	mg/Kg	2	☼	6020	Total/NA
Barium	250		1.9	0.42	mg/Kg	2	☼	6020	Total/NA
Mercury	5.9		1.1	0.16	mg/Kg	5	☼	7471A	Total/NA
Total Organic Carbon	72000		2090	1050	mg/Kg	1	☼	Lloyd Kahn	Total/NA

## Client Sample ID: TB-031016-JN-001

## Lab Sample ID: 240-62022-18

Analyte	Result	Qualifier	LOQ	LOD	Unit	Dil Fac	D	Method	Prep Type
Methylene Chloride	1.6		1.0	0.33	ug/L	1		8260B	Total/NA

## Client Sample ID: SE-031016-JN-011

## Lab Sample ID: 240-62022-19

This Detection Summary does not include radiochemical test results.

TestAmerica Canton

# Detection Summary

Client: GHD Services Inc.  
Project/Site: 58505, Janesville WI, SSOW 108014

TestAmerica Job ID: 240-62022-1

## Client Sample ID: SE-031016-JN-011 (Continued)

## Lab Sample ID: 240-62022-19

Analyte	Result	Qualifier	LOQ	LOD	Unit	Dil Fac	D	Method	Prep Type
Cadmium SEM	4.6		0.20	0.010	mg/Kg	1	☒	6010B	SEM/AVS
Copper SEM	11.6		0.98	0.038	mg/Kg	1	☒	6010B	SEM/AVS
Lead SEM	3560		3.9	0.82	mg/Kg	10	☒	6010B	SEM/AVS
Nickel SEM	58.8	B	1.6	0.035	mg/Kg	1	☒	6010B	SEM/AVS
Zinc SEM	2690	B	19.6	0.57	mg/Kg	5	☒	6010B	SEM/AVS
Mercury SEM	0.0047	J	0.0078	0.0020	mg/Kg	1	☒	7470A	SEM/AVS
SEM/AVS Ratio	3.48		0.00100	0.00100	NONE	1		SEM	SEM/AVS
Acid Volatile Sulfides (AVS)	549		23.5	4.7	mg/Kg	1	☒	9034	SEM/AVS

## Client Sample ID: SE-031016-JN-014

## Lab Sample ID: 240-62022-20

Analyte	Result	Qualifier	LOQ	LOD	Unit	Dil Fac	D	Method	Prep Type
Cadmium SEM	0.64		0.28	0.014	mg/Kg	1	☒	6010B	SEM/AVS
Copper SEM	12.6		1.4	0.054	mg/Kg	1	☒	6010B	SEM/AVS
Lead SEM	101		0.55	0.12	mg/Kg	1	☒	6010B	SEM/AVS
Nickel SEM	7.6	B	2.2	0.049	mg/Kg	1	☒	6010B	SEM/AVS
Zinc SEM	123	B	5.5	0.16	mg/Kg	1	☒	6010B	SEM/AVS
SEM/AVS Ratio	0.220		0.00100	0.00100	NONE	1		SEM	SEM/AVS
Acid Volatile Sulfides (AVS)	393		33.2	6.6	mg/Kg	1	☒	9034	SEM/AVS

## Client Sample ID: SE-031016-JN-018

## Lab Sample ID: 240-62022-21

Analyte	Result	Qualifier	LOQ	LOD	Unit	Dil Fac	D	Method	Prep Type
Cadmium SEM	0.80		0.22	0.011	mg/Kg	1	☒	6010B	SEM/AVS
Copper SEM	10		1.1	0.043	mg/Kg	1	☒	6010B	SEM/AVS
Lead SEM	120		0.88	0.19	mg/Kg	2	☒	6010B	SEM/AVS
Nickel SEM	4.5	B	3.5	0.078	mg/Kg	2	☒	6010B	SEM/AVS
Zinc SEM	115	B	4.4	0.13	mg/Kg	1	☒	6010B	SEM/AVS
Mercury SEM	0.0023	J	0.0088	0.0023	mg/Kg	1	☒	7470A	SEM/AVS
SEM/AVS Ratio	0.243		0.00100	0.00100	NONE	1		SEM	SEM/AVS
Acid Volatile Sulfides (AVS)	340		26.5	5.3	mg/Kg	1	☒	9034	SEM/AVS

## Client Sample ID: SE-031016-JN-021

## Lab Sample ID: 240-62022-22

Analyte	Result	Qualifier	LOQ	LOD	Unit	Dil Fac	D	Method	Prep Type
Cadmium SEM	0.94		0.30	0.015	mg/Kg	1	☒	6010B	SEM/AVS
Copper SEM	17.0		1.5	0.058	mg/Kg	1	☒	6010B	SEM/AVS
Lead SEM	83.5		0.59	0.12	mg/Kg	1	☒	6010B	SEM/AVS
Nickel SEM	7.9	B	2.4	0.053	mg/Kg	1	☒	6010B	SEM/AVS
Zinc SEM	91.0	B	5.9	0.17	mg/Kg	1	☒	6010B	SEM/AVS
Mercury SEM	0.033		0.012	0.0031	mg/Kg	1	☒	7470A	SEM/AVS
SEM/AVS Ratio	NC		0.00100	0.00100	NONE	1		SEM	SEM/AVS

## Client Sample ID: SE-031016-JN-024

## Lab Sample ID: 240-62022-23

Analyte	Result	Qualifier	LOQ	LOD	Unit	Dil Fac	D	Method	Prep Type
Cadmium SEM	12.5		0.24	0.012	mg/Kg	1	☒	6010B	SEM/AVS
Copper SEM	46.9	F1	1.2	0.046	mg/Kg	1	☒	6010B	SEM/AVS
Lead SEM	1230		2.4	0.50	mg/Kg	5	☒	6010B	SEM/AVS
Nickel SEM	5.7	B	1.9	0.042	mg/Kg	1	☒	6010B	SEM/AVS

This Detection Summary does not include radiochemical test results.

TestAmerica Canton

# Detection Summary

Client: GHD Services Inc.  
Project/Site: 58505, Janesville WI, SSOW 108014

TestAmerica Job ID: 240-62022-1

**Client Sample ID: SE-031016-JN-024 (Continued)**

**Lab Sample ID: 240-62022-23**

Analyte	Result	Qualifier	LOQ	LOD	Unit	Dil Fac	D	Method	Prep Type
Zinc SEM	1060	B	4.7	0.14	mg/Kg	1	☼	6010B	SEM/AVS
SEM/AVS Ratio	3.13		0.00100	0.00100	NONE	1		SEM	SEM/AVS
Acid Volatile Sulfides (AVS)	237		28.3	5.7	mg/Kg	1	☼	9034	SEM/AVS

This Detection Summary does not include radiochemical test results.

TestAmerica Canton



# Client Sample Results

Client: GHD Services Inc.  
Project/Site: 58505, Janesville WI, SSOW 108014

TestAmerica Job ID: 240-62022-1

**Client Sample ID: SE-031016-JN-011**

**Lab Sample ID: 240-62022-1**

**Date Collected: 03/10/16 09:35**

**Matrix: Solid**

**Date Received: 03/11/16 10:40**

**Percent Solids: 79.9**

**Method: 8260B - Volatile Organic Compounds (GC/MS)**

Analyte	Result	Qualifier	LOQ	LOD	Unit	D	Prepared	Analyzed	Dil Fac
<b>Acetone</b>	<b>130</b>	<b>J</b>	240	67	ug/Kg	☼	03/16/16 02:01	03/16/16 11:55	1
Benzene	<11		59	11	ug/Kg	☼	03/16/16 02:01	03/16/16 11:55	1
Dichlorobromomethane	<3.4		59	3.4	ug/Kg	☼	03/16/16 02:01	03/16/16 11:55	1
Bromoform	<2.8		59	2.8	ug/Kg	☼	03/16/16 02:01	03/16/16 11:55	1
Bromomethane	<5.0		59	5.0	ug/Kg	☼	03/16/16 02:01	03/16/16 11:55	1
<b>2-Butanone (MEK)</b>	<b>23</b>	<b>J</b>	240	13	ug/Kg	☼	03/16/16 02:01	03/16/16 11:55	1
Carbon disulfide	<7.0		59	7.0	ug/Kg	☼	03/16/16 02:01	03/16/16 11:55	1
Carbon tetrachloride	<7.7		59	7.7	ug/Kg	☼	03/16/16 02:01	03/16/16 11:55	1
Chlorobenzene	<6.3		59	6.3	ug/Kg	☼	03/16/16 02:01	03/16/16 11:55	1
Chloroethane	<5.2		59	5.2	ug/Kg	☼	03/16/16 02:01	03/16/16 11:55	1
Chloroform	<4.3		59	4.3	ug/Kg	☼	03/16/16 02:01	03/16/16 11:55	1
Chloromethane	<9.3		59	9.3	ug/Kg	☼	03/16/16 02:01	03/16/16 11:55	1
1,1-Dichloroethane	<4.0		59	4.0	ug/Kg	☼	03/16/16 02:01	03/16/16 11:55	1
1,2-Dichloroethane	<5.4		59	5.4	ug/Kg	☼	03/16/16 02:01	03/16/16 11:55	1
1,1-Dichloroethene	<9.5		59	9.5	ug/Kg	☼	03/16/16 02:01	03/16/16 11:55	1
1,2-Dichloropropane	<1.7		59	1.7	ug/Kg	☼	03/16/16 02:01	03/16/16 11:55	1
<b>1,2,4-Trimethylbenzene</b>	<b>600</b>		59	6.9	ug/Kg	☼	03/16/16 02:01	03/16/16 11:55	1
cis-1,3-Dichloropropene	<8.4		59	8.4	ug/Kg	☼	03/16/16 02:01	03/16/16 11:55	1
trans-1,3-Dichloropropene	<3.4		59	3.4	ug/Kg	☼	03/16/16 02:01	03/16/16 11:55	1
Ethylbenzene	<3.8		59	3.8	ug/Kg	☼	03/16/16 02:01	03/16/16 11:55	1
2-Hexanone	<8.0		240	8.0	ug/Kg	☼	03/16/16 02:01	03/16/16 11:55	1
<b>Methylene Chloride</b>	<b>40</b>	<b>J B</b>	59	8.7	ug/Kg	☼	03/16/16 02:01	03/16/16 11:55	1
4-Methyl-2-pentanone (MIBK)	<14		240	14	ug/Kg	☼	03/16/16 02:01	03/16/16 11:55	1
Styrene	<4.7		59	4.7	ug/Kg	☼	03/16/16 02:01	03/16/16 11:55	1
1,1,1,2-Tetrachloroethane	<3.7		59	3.7	ug/Kg	☼	03/16/16 02:01	03/16/16 11:55	1
Tetrachloroethene	<9.5		59	9.5	ug/Kg	☼	03/16/16 02:01	03/16/16 11:55	1
Toluene	<3.2		59	3.2	ug/Kg	☼	03/16/16 02:01	03/16/16 11:55	1
Trichloroethene	<4.5		59	4.5	ug/Kg	☼	03/16/16 02:01	03/16/16 11:55	1
<b>1,3,5-Trimethylbenzene</b>	<b>250</b>		59	3.4	ug/Kg	☼	03/16/16 02:01	03/16/16 11:55	1
Vinyl chloride	<3.5		59	3.5	ug/Kg	☼	03/16/16 02:01	03/16/16 11:55	1
<b>Xylenes, Total</b>	<b>53</b>	<b>J</b>	120	6.4	ug/Kg	☼	03/16/16 02:01	03/16/16 11:55	1
1,1,1-Trichloroethane	<7.7		59	7.7	ug/Kg	☼	03/16/16 02:01	03/16/16 11:55	1
1,1,2-Trichloroethane	<4.4		59	4.4	ug/Kg	☼	03/16/16 02:01	03/16/16 11:55	1
<b>Cyclohexane</b>	<b>84</b>	<b>J</b>	120	5.7	ug/Kg	☼	03/16/16 02:01	03/16/16 11:55	1
1,2-Dibromo-3-Chloropropane	<32		120	32	ug/Kg	☼	03/16/16 02:01	03/16/16 11:55	1
Ethylene Dibromide	<6.3		59	6.3	ug/Kg	☼	03/16/16 02:01	03/16/16 11:55	1
Dichlorodifluoromethane	<3.3		59	3.3	ug/Kg	☼	03/16/16 02:01	03/16/16 11:55	1
cis-1,2-Dichloroethene	<3.3		59	3.3	ug/Kg	☼	03/16/16 02:01	03/16/16 11:55	1
trans-1,2-Dichloroethene	<3.8		59	3.8	ug/Kg	☼	03/16/16 02:01	03/16/16 11:55	1
<b>Isopropylbenzene</b>	<b>140</b>		59	2.4	ug/Kg	☼	03/16/16 02:01	03/16/16 11:55	1
Methyl acetate	<24		120	24	ug/Kg	☼	03/16/16 02:01	03/16/16 11:55	1
Methyl tert-butyl ether	<5.1		59	5.1	ug/Kg	☼	03/16/16 02:01	03/16/16 11:55	1
1,1,2-Trichloro-1,2,2-trifluoroethane	<5.0		59	5.0	ug/Kg	☼	03/16/16 02:01	03/16/16 11:55	1
1,2,4-Trichlorobenzene	<4.5		59	4.5	ug/Kg	☼	03/16/16 02:01	03/16/16 11:55	1
1,2-Dichlorobenzene	<4.0		59	4.0	ug/Kg	☼	03/16/16 02:01	03/16/16 11:55	1
1,3-Dichlorobenzene	<8.2		59	8.2	ug/Kg	☼	03/16/16 02:01	03/16/16 11:55	1
1,4-Dichlorobenzene	<3.3		59	3.3	ug/Kg	☼	03/16/16 02:01	03/16/16 11:55	1
Trichlorofluoromethane	<3.4		59	3.4	ug/Kg	☼	03/16/16 02:01	03/16/16 11:55	1
Chlorodibromomethane	<4.4		59	4.4	ug/Kg	☼	03/16/16 02:01	03/16/16 11:55	1

TestAmerica Canton

# Client Sample Results

Client: GHD Services Inc.  
Project/Site: 58505, Janesville WI, SSOW 108014

TestAmerica Job ID: 240-62022-1

**Client Sample ID: SE-031016-JN-011**

**Lab Sample ID: 240-62022-1**

**Date Collected: 03/10/16 09:35**

**Matrix: Solid**

**Date Received: 03/11/16 10:40**

**Percent Solids: 79.9**

## Method: 8260B - Volatile Organic Compounds (GC/MS) (Continued)

Analyte	Result	Qualifier	LOQ	LOD	Unit	D	Prepared	Analyzed	Dil Fac
<b>Methylcyclohexane</b>	<b>390</b>		120	6.9	ug/Kg	☼	03/16/16 02:01	03/16/16 11:55	1
Surrogate	%Recovery	Qualifier	Limits				Prepared	Analyzed	Dil Fac
1,2-Dichloroethane-d4 (Surr)	83		58 - 123				03/16/16 02:01	03/16/16 11:55	1
4-Bromofluorobenzene (Surr)	86		52 - 136				03/16/16 02:01	03/16/16 11:55	1
Toluene-d8 (Surr)	109		67 - 125				03/16/16 02:01	03/16/16 11:55	1
Dibromofluoromethane (Surr)	87		37 - 132				03/16/16 02:01	03/16/16 11:55	1

## Method: 8270C - Semivolatile Organic Compounds (GC/MS)

Analyte	Result	Qualifier	LOQ	LOD	Unit	D	Prepared	Analyzed	Dil Fac
1,1'-Biphenyl	<890		13000	890	ug/Kg	☼	03/14/16 07:06	03/17/16 18:28	200
bis (2-chloroisopropyl) ether	<2400		25000	2400	ug/Kg	☼	03/14/16 07:06	03/17/16 18:28	200
2,4,5-Trichlorophenol	<6400		38000	6400	ug/Kg	☼	03/14/16 07:06	03/17/16 18:28	200
2,4,6-Trichlorophenol	<2300		38000	2300	ug/Kg	☼	03/14/16 07:06	03/17/16 18:28	200
2,4-Dichlorophenol	<5100		38000	5100	ug/Kg	☼	03/14/16 07:06	03/17/16 18:28	200
2,4-Dimethylphenol	<5100		38000	5100	ug/Kg	☼	03/14/16 07:06	03/17/16 18:28	200
2,4-Dinitrophenol	<5300		84000	5300	ug/Kg	☼	03/14/16 07:06	03/17/16 18:28	200
2,4-Dinitrotoluene	<4300		51000	4300	ug/Kg	☼	03/14/16 07:06	03/17/16 18:28	200
2,6-Dinitrotoluene	<5300		51000	5300	ug/Kg	☼	03/14/16 07:06	03/17/16 18:28	200
2-Chloronaphthalene	<110		13000	110	ug/Kg	☼	03/14/16 07:06	03/17/16 18:28	200
2-Chlorophenol	<2100		13000	2100	ug/Kg	☼	03/14/16 07:06	03/17/16 18:28	200
<b>2-Methylnaphthalene</b>	<b>1300 J</b>		1700	130	ug/Kg	☼	03/14/16 07:06	03/17/16 18:28	200
2-Methylphenol	<2800		51000	2800	ug/Kg	☼	03/14/16 07:06	03/17/16 18:28	200
2-Nitroaniline	<2300		51000	2300	ug/Kg	☼	03/14/16 07:06	03/17/16 18:28	200
2-Nitrophenol	<2100		13000	2100	ug/Kg	☼	03/14/16 07:06	03/17/16 18:28	200
3,3'-Dichlorobenzidine	<4600		25000	4600	ug/Kg	☼	03/14/16 07:06	03/17/16 18:28	200
3-Nitroaniline	<4100		51000	4100	ug/Kg	☼	03/14/16 07:06	03/17/16 18:28	200
4,6-Dinitro-2-methylphenol	<2300		38000	2300	ug/Kg	☼	03/14/16 07:06	03/17/16 18:28	200
4-Bromophenyl phenyl ether	<3300		13000	3300	ug/Kg	☼	03/14/16 07:06	03/17/16 18:28	200
4-Chloro-3-methylphenol	<5300		38000	5300	ug/Kg	☼	03/14/16 07:06	03/17/16 18:28	200
4-Chloroaniline	<4300		38000	4300	ug/Kg	☼	03/14/16 07:06	03/17/16 18:28	200
4-Chlorophenyl phenyl ether	<3300		13000	3300	ug/Kg	☼	03/14/16 07:06	03/17/16 18:28	200
4-Nitroaniline	<6600		51000	6600	ug/Kg	☼	03/14/16 07:06	03/17/16 18:28	200
4-Nitrophenol	<4300		84000	4300	ug/Kg	☼	03/14/16 07:06	03/17/16 18:28	200
Acetophenone	<2300		25000	2300	ug/Kg	☼	03/14/16 07:06	03/17/16 18:28	200
Atrazine	<2300		51000	2300	ug/Kg	☼	03/14/16 07:06	03/17/16 18:28	200
Benzaldehyde	<3100		25000	3100	ug/Kg	☼	03/14/16 07:06	03/17/16 18:28	200
Bis(2-chloroethoxy)methane	<5600		25000	5600	ug/Kg	☼	03/14/16 07:06	03/17/16 18:28	200
Bis(2-chloroethyl)ether	<510		25000	510	ug/Kg	☼	03/14/16 07:06	03/17/16 18:28	200
<b>Bis(2-ethylhexyl) phthalate</b>	<b>13000 J B</b>		18000	4800	ug/Kg	☼	03/14/16 07:06	03/17/16 18:28	200
<b>Butyl benzyl phthalate</b>	<b>290000</b>		18000	2500	ug/Kg	☼	03/14/16 07:06	03/17/16 18:28	200
Caprolactam	<9400		84000	9400	ug/Kg	☼	03/14/16 07:06	03/17/16 18:28	200
Carbazole	<6900		13000	6900	ug/Kg	☼	03/14/16 07:06	03/17/16 18:28	200
Dibenzofuran	<170		13000	170	ug/Kg	☼	03/14/16 07:06	03/17/16 18:28	200
Diethyl phthalate	<4100		18000	4100	ug/Kg	☼	03/14/16 07:06	03/17/16 18:28	200
Dimethyl phthalate	<4300		18000	4300	ug/Kg	☼	03/14/16 07:06	03/17/16 18:28	200
<b>Di-n-butyl phthalate</b>	<b>13000 J</b>		18000	3800	ug/Kg	☼	03/14/16 07:06	03/17/16 18:28	200
Di-n-octyl phthalate	<2000		18000	2000	ug/Kg	☼	03/14/16 07:06	03/17/16 18:28	200
Hexachlorobenzene	<530		1700	530	ug/Kg	☼	03/14/16 07:06	03/17/16 18:28	200
Hexachlorobutadiene	<1400		13000	1400	ug/Kg	☼	03/14/16 07:06	03/17/16 18:28	200

TestAmerica Canton



# Client Sample Results

Client: GHD Services Inc.  
Project/Site: 58505, Janesville WI, SSOW 108014

TestAmerica Job ID: 240-62022-1

**Client Sample ID: SE-031016-JN-011**

**Lab Sample ID: 240-62022-1**

**Date Collected: 03/10/16 09:35**

**Matrix: Solid**

**Date Received: 03/11/16 10:40**

**Percent Solids: 79.9**

## Method: 8270C - Semivolatile Organic Compounds (GC/MS) (Continued)

Analyte	Result	Qualifier	LOQ	LOD	Unit	D	Prepared	Analyzed	Dil Fac
Hexachlorocyclopentadiene	<2100		84000	2100	ug/Kg	☼	03/14/16 07:06	03/17/16 18:28	200
Hexachloroethane	<2300		13000	2300	ug/Kg	☼	03/14/16 07:06	03/17/16 18:28	200
Isophorone	<3300		13000	3300	ug/Kg	☼	03/14/16 07:06	03/17/16 18:28	200
Nitrobenzene	<560		25000	560	ug/Kg	☼	03/14/16 07:06	03/17/16 18:28	200
N-Nitrosodi-n-propylamine	<1600		13000	1600	ug/Kg	☼	03/14/16 07:06	03/17/16 18:28	200
N-Nitrosodiphenylamine	<5300		13000	5300	ug/Kg	☼	03/14/16 07:06	03/17/16 18:28	200
Pentachlorophenol	<2300		38000	2300	ug/Kg	☼	03/14/16 07:06	03/17/16 18:28	200
Phenol	<1900		13000	1900	ug/Kg	☼	03/14/16 07:06	03/17/16 18:28	200
3 & 4 Methylphenol	<5100		100000	5100	ug/Kg	☼	03/14/16 07:06	03/17/16 18:28	200

Surrogate	%Recovery	Qualifier	Limits	Prepared	Analyzed	Dil Fac
2-Fluorobiphenyl (Surr)	0	X	24 - 110	03/14/16 07:06	03/17/16 18:28	200
2-Fluorophenol (Surr)	0	X	24 - 110	03/14/16 07:06	03/17/16 18:28	200
2,4,6-Tribromophenol (Surr)	0	X	10 - 110	03/14/16 07:06	03/17/16 18:28	200
Nitrobenzene-d5 (Surr)	0	X	20 - 110	03/14/16 07:06	03/17/16 18:28	200
Phenol-d5 (Surr)	0	X	26 - 110	03/14/16 07:06	03/17/16 18:28	200
Terphenyl-d14 (Surr)	0	X	36 - 110	03/14/16 07:06	03/17/16 18:28	200

## Method: 1630 - Methyl Mercury (GC)

Analyte	Result	Qualifier	LOQ	LOD	Unit	D	Prepared	Analyzed	Dil Fac
Methyl Mercury	0.22		0.12	0.035	ug/Kg	☼	03/14/16 11:58	03/18/16 22:29	1

Surrogate	%Recovery	Qualifier	Limits	Prepared	Analyzed	Dil Fac
n-Propyl Mercury Chloride	37		10 - 149	03/14/16 11:58	03/18/16 22:29	1

## Method: 8082 - Polychlorinated Biphenyls (PCBs) by Gas Chromatography

Analyte	Result	Qualifier	LOQ	LOD	Unit	D	Prepared	Analyzed	Dil Fac
Aroclor-1016	<75		210	75	ug/Kg	☼	03/18/16 08:15	03/23/16 19:56	5
Aroclor-1221	<100		210	100	ug/Kg	☼	03/18/16 08:15	03/23/16 19:56	5
Aroclor-1232	<130		210	130	ug/Kg	☼	03/18/16 08:15	03/23/16 19:56	5
Aroclor-1242	<69		210	69	ug/Kg	☼	03/18/16 08:15	03/23/16 19:56	5
Aroclor-1248	<50		210	50	ug/Kg	☼	03/18/16 08:15	03/23/16 19:56	5
Aroclor-1254	140	J	210	88	ug/Kg	☼	03/18/16 08:15	03/23/16 19:56	5
Aroclor-1260	<56		210	56	ug/Kg	☼	03/18/16 08:15	03/23/16 19:56	5
Aroclor-1262	<63		210	63	ug/Kg	☼	03/18/16 08:15	03/23/16 19:56	5
Aroclor-1268	330		210	81	ug/Kg	☼	03/18/16 08:15	03/23/16 19:56	5

Surrogate	%Recovery	Qualifier	Limits	Prepared	Analyzed	Dil Fac
Tetrachloro-m-xylene	92		13 - 134	03/18/16 08:15	03/23/16 19:56	5
DCB Decachlorobiphenyl	3151	X	10 - 155	03/18/16 08:15	03/23/16 19:56	5

## Method: 6020 - Metals (ICP/MS)

Analyte	Result	Qualifier	LOQ	LOD	Unit	D	Prepared	Analyzed	Dil Fac
Silver	0.21	J	0.22	0.0015	mg/Kg	☼	03/14/16 10:54	03/21/16 20:44	2
Arsenic	7.1		1.1	0.028	mg/Kg	☼	03/14/16 10:54	03/23/16 00:31	2
Beryllium	0.17	J	0.22	0.012	mg/Kg	☼	03/14/16 10:54	03/23/16 00:31	2
Cadmium	8.0		0.22	0.0040	mg/Kg	☼	03/14/16 10:54	03/21/16 20:44	2
Cobalt	3.8	B	0.22	0.0018	mg/Kg	☼	03/14/16 10:54	03/21/16 20:44	2
Chromium	176	B	0.43	0.065	mg/Kg	☼	03/14/16 10:54	03/21/16 20:44	2
Copper	40.3	B	0.43	0.10	mg/Kg	☼	03/14/16 10:54	03/21/16 20:44	2
Manganese	371		1.1	0.13	mg/Kg	☼	03/14/16 10:54	03/21/16 20:44	2

TestAmerica Canton

# Client Sample Results

Client: GHD Services Inc.  
 Project/Site: 58505, Janesville WI, SSOW 108014

TestAmerica Job ID: 240-62022-1

**Client Sample ID: SE-031016-JN-011**

**Lab Sample ID: 240-62022-1**

**Date Collected: 03/10/16 09:35**

**Matrix: Solid**

**Date Received: 03/11/16 10:40**

**Percent Solids: 79.9**

**Method: 6020 - Metals (ICP/MS) (Continued)**

Analyte	Result	Qualifier	LOQ	LOD	Unit	D	Prepared	Analyzed	Dil Fac
Nickel	29.2	B	0.43	0.042	mg/Kg	☼	03/14/16 10:54	03/21/16 20:44	2
Lead	1470	B	2.2	0.49	mg/Kg	☼	03/14/16 10:54	03/23/16 13:08	20
Antimony	32.0		0.43	0.015	mg/Kg	☼	03/14/16 10:54	03/23/16 00:31	2
Selenium	2.0		1.1	0.043	mg/Kg	☼	03/14/16 10:54	03/21/16 20:44	2
Thallium	0.10	J	0.43	0.021	mg/Kg	☼	03/14/16 10:54	03/21/16 20:44	2
Vanadium	<0.040		1.1	0.040	mg/Kg	☼	03/14/16 10:54	03/21/16 20:44	2
Zinc	1970		4.3	0.54	mg/Kg	☼	03/14/16 10:54	03/23/16 00:31	2
Barium	1120	B	1.1	0.24	mg/Kg	☼	03/14/16 10:54	03/23/16 00:31	2

**Method: 7471A - Mercury (CVAA)**

Analyte	Result	Qualifier	LOQ	LOD	Unit	D	Prepared	Analyzed	Dil Fac
Mercury	0.27	B	0.15	0.021	mg/Kg	☼	03/14/16 15:00	03/15/16 08:52	1

**General Chemistry**

Analyte	Result	Qualifier	LOQ	LOD	Unit	D	Prepared	Analyzed	Dil Fac
Total Organic Carbon	78800		1250	626	mg/Kg	☼		03/22/16 09:14	1
Percent Solids	79.9		0.1	0.1	%			03/14/16 16:52	1
Percent Moisture	20.1		0.1	0.1	%			03/14/16 16:52	1

# Client Sample Results

Client: GHD Services Inc.  
Project/Site: 58505, Janesville WI, SSOW 108014

TestAmerica Job ID: 240-62022-1

**Client Sample ID: SE-031016-JN-012**

**Lab Sample ID: 240-62022-2**

**Date Collected: 03/10/16 09:40**

**Matrix: Solid**

**Date Received: 03/11/16 10:40**

**Percent Solids: 48.4**

**Method: 8260B - Volatile Organic Compounds (GC/MS)**

Analyte	Result	Qualifier	LOQ	LOD	Unit	D	Prepared	Analyzed	Dil Fac
Acetone	<640		2800	640	ug/Kg	☼	03/14/16 18:21	03/16/16 16:21	1
Benzene	<26		710	26	ug/Kg	☼	03/14/16 18:21	03/16/16 16:21	1
Dichlorobromomethane	<110		710	110	ug/Kg	☼	03/14/16 18:21	03/16/16 16:21	1
Bromoform	<170		710	170	ug/Kg	☼	03/14/16 18:21	03/16/16 16:21	1
Bromomethane	<140		710	140	ug/Kg	☼	03/14/16 18:21	03/16/16 16:21	1
2-Butanone (MEK)	<210		2800	210	ug/Kg	☼	03/14/16 18:21	03/16/16 16:21	1
Carbon disulfide	<160		710	160	ug/Kg	☼	03/14/16 18:21	03/16/16 16:21	1
Carbon tetrachloride	<51		710	51	ug/Kg	☼	03/14/16 18:21	03/16/16 16:21	1
Chlorobenzene	<37		710	37	ug/Kg	☼	03/14/16 18:21	03/16/16 16:21	1
Chloroethane	<140		710	140	ug/Kg	☼	03/14/16 18:21	03/16/16 16:21	1
Chloroform	<100		710	100	ug/Kg	☼	03/14/16 18:21	03/16/16 16:21	1
Chloromethane	<140		710	140	ug/Kg	☼	03/14/16 18:21	03/16/16 16:21	1
1,1-Dichloroethane	<99		710	99	ug/Kg	☼	03/14/16 18:21	03/16/16 16:21	1
1,2-Dichloroethane	<28		710	28	ug/Kg	☼	03/14/16 18:21	03/16/16 16:21	1
1,1-Dichloroethene	<85		710	85	ug/Kg	☼	03/14/16 18:21	03/16/16 16:21	1
1,2-Dichloropropane	<91		710	91	ug/Kg	☼	03/14/16 18:21	03/16/16 16:21	1
<b>1,2,4-Trimethylbenzene</b>	<b>7700</b>		710	37	ug/Kg	☼	03/14/16 18:21	03/16/16 16:21	1
cis-1,3-Dichloropropene	<62		710	62	ug/Kg	☼	03/14/16 18:21	03/16/16 16:21	1
trans-1,3-Dichloropropene	<74		710	74	ug/Kg	☼	03/14/16 18:21	03/16/16 16:21	1
Ethylbenzene	<99		710	99	ug/Kg	☼	03/14/16 18:21	03/16/16 16:21	1
2-Hexanone	<240		2800	240	ug/Kg	☼	03/14/16 18:21	03/16/16 16:21	1
<b>Methylene Chloride</b>	<b>300</b>	<b>J</b>	710	240	ug/Kg	☼	03/14/16 18:21	03/16/16 16:21	1
4-Methyl-2-pentanone (MIBK)	<160		2800	160	ug/Kg	☼	03/14/16 18:21	03/16/16 16:21	1
Styrene	<77		710	77	ug/Kg	☼	03/14/16 18:21	03/16/16 16:21	1
1,1,2,2-Tetrachloroethane	<71		710	71	ug/Kg	☼	03/14/16 18:21	03/16/16 16:21	1
Tetrachloroethene	<77		710	77	ug/Kg	☼	03/14/16 18:21	03/16/16 16:21	1
<b>Toluene</b>	<b>67</b>	<b>J B</b>	710	28	ug/Kg	☼	03/14/16 18:21	03/16/16 16:21	1
Trichloroethene	<110		710	110	ug/Kg	☼	03/14/16 18:21	03/16/16 16:21	1
<b>1,3,5-Trimethylbenzene</b>	<b>3200</b>		710	43	ug/Kg	☼	03/14/16 18:21	03/16/16 16:21	1
Vinyl chloride	<48		710	48	ug/Kg	☼	03/14/16 18:21	03/16/16 16:21	1
<b>Xylenes, Total</b>	<b>1500</b>		1400	91	ug/Kg	☼	03/14/16 18:21	03/16/16 16:21	1
1,1,1-Trichloroethane	<77		710	77	ug/Kg	☼	03/14/16 18:21	03/16/16 16:21	1
1,1,2-Trichloroethane	<54		710	54	ug/Kg	☼	03/14/16 18:21	03/16/16 16:21	1
Cyclohexane	<85		1400	85	ug/Kg	☼	03/14/16 18:21	03/16/16 16:21	1
1,2-Dibromo-3-Chloropropane	<200		1400	200	ug/Kg	☼	03/14/16 18:21	03/16/16 16:21	1
Ethylene Dibromide	<91		710	91	ug/Kg	☼	03/14/16 18:21	03/16/16 16:21	1
Dichlorodifluoromethane	<170		710	170	ug/Kg	☼	03/14/16 18:21	03/16/16 16:21	1
cis-1,2-Dichloroethene	<110		710	110	ug/Kg	☼	03/14/16 18:21	03/16/16 16:21	1
trans-1,2-Dichloroethene	<74		710	74	ug/Kg	☼	03/14/16 18:21	03/16/16 16:21	1
<b>Isopropylbenzene</b>	<b>630</b>	<b>J</b>	710	37	ug/Kg	☼	03/14/16 18:21	03/16/16 16:21	1
Methyl acetate	<160		1400	160	ug/Kg	☼	03/14/16 18:21	03/16/16 16:21	1
Methyl tert-butyl ether	<85		710	85	ug/Kg	☼	03/14/16 18:21	03/16/16 16:21	1
1,1,2-Trichloro-1,2,2-trifluoroethane	<120		710	120	ug/Kg	☼	03/14/16 18:21	03/16/16 16:21	1
<b>1,2,4-Trichlorobenzene</b>	<b>130</b>	<b>J</b>	710	85	ug/Kg	☼	03/14/16 18:21	03/16/16 16:21	1
1,2-Dichlorobenzene	<54		710	54	ug/Kg	☼	03/14/16 18:21	03/16/16 16:21	1
1,3-Dichlorobenzene	<85		710	85	ug/Kg	☼	03/14/16 18:21	03/16/16 16:21	1
1,4-Dichlorobenzene	<120		710	120	ug/Kg	☼	03/14/16 18:21	03/16/16 16:21	1
Trichlorofluoromethane	<99		710	99	ug/Kg	☼	03/14/16 18:21	03/16/16 16:21	1
Chlorodibromomethane	<57		710	57	ug/Kg	☼	03/14/16 18:21	03/16/16 16:21	1

TestAmerica Canton

# Client Sample Results

Client: GHD Services Inc.  
Project/Site: 58505, Janesville WI, SSOW 108014

TestAmerica Job ID: 240-62022-1

**Client Sample ID: SE-031016-JN-012**

**Lab Sample ID: 240-62022-2**

**Date Collected: 03/10/16 09:40**

**Matrix: Solid**

**Date Received: 03/11/16 10:40**

**Percent Solids: 48.4**

## Method: 8260B - Volatile Organic Compounds (GC/MS) (Continued)

Analyte	Result	Qualifier	LOQ	LOD	Unit	D	Prepared	Analyzed	Dil Fac
<b>Methylcyclohexane</b>	<b>800</b>	<b>J</b>	1400	110	ug/Kg	☼	03/14/16 18:21	03/16/16 16:21	1
Surrogate	%Recovery	Qualifier	Limits				Prepared	Analyzed	Dil Fac
1,2-Dichloroethane-d4 (Surr)	79		39 - 128				03/14/16 18:21	03/16/16 16:21	1
4-Bromofluorobenzene (Surr)	58		26 - 141				03/14/16 18:21	03/16/16 16:21	1
Toluene-d8 (Surr)	62		33 - 134				03/14/16 18:21	03/16/16 16:21	1
Dibromofluoromethane (Surr)	75		30 - 122				03/14/16 18:21	03/16/16 16:21	1

## Method: 8270C - Semivolatile Organic Compounds (GC/MS)

Analyte	Result	Qualifier	LOQ	LOD	Unit	D	Prepared	Analyzed	Dil Fac
1,1'-Biphenyl	<540		7700	540	ug/Kg	☼	03/14/16 07:06	03/17/16 18:53	50
bis (2-chloroisopropyl) ether	<1500		15000	1500	ug/Kg	☼	03/14/16 07:06	03/17/16 18:53	50
2,4,5-Trichlorophenol	<3800		23000	3800	ug/Kg	☼	03/14/16 07:06	03/17/16 18:53	50
2,4,6-Trichlorophenol	<1400		23000	1400	ug/Kg	☼	03/14/16 07:06	03/17/16 18:53	50
2,4-Dichlorophenol	<3100		23000	3100	ug/Kg	☼	03/14/16 07:06	03/17/16 18:53	50
2,4-Dimethylphenol	<3100		23000	3100	ug/Kg	☼	03/14/16 07:06	03/17/16 18:53	50
2,4-Dinitrophenol	<3200		51000	3200	ug/Kg	☼	03/14/16 07:06	03/17/16 18:53	50
2,4-Dinitrotoluene	<2600		31000	2600	ug/Kg	☼	03/14/16 07:06	03/17/16 18:53	50
2,6-Dinitrotoluene	<3200		31000	3200	ug/Kg	☼	03/14/16 07:06	03/17/16 18:53	50
2-Chloronaphthalene	<69		7700	69	ug/Kg	☼	03/14/16 07:06	03/17/16 18:53	50
2-Chlorophenol	<1300		7700	1300	ug/Kg	☼	03/14/16 07:06	03/17/16 18:53	50
<b>2-Methylnaphthalene</b>	<b>3500</b>		1000	77	ug/Kg	☼	03/14/16 07:06	03/17/16 18:53	50
2-Methylphenol	<1700		31000	1700	ug/Kg	☼	03/14/16 07:06	03/17/16 18:53	50
2-Nitroaniline	<1400		31000	1400	ug/Kg	☼	03/14/16 07:06	03/17/16 18:53	50
2-Nitrophenol	<1300		7700	1300	ug/Kg	☼	03/14/16 07:06	03/17/16 18:53	50
3,3'-Dichlorobenzidine	<2800		15000	2800	ug/Kg	☼	03/14/16 07:06	03/17/16 18:53	50
3-Nitroaniline	<2500		31000	2500	ug/Kg	☼	03/14/16 07:06	03/17/16 18:53	50
4,6-Dinitro-2-methylphenol	<1400		23000	1400	ug/Kg	☼	03/14/16 07:06	03/17/16 18:53	50
4-Bromophenyl phenyl ether	<2000		7700	2000	ug/Kg	☼	03/14/16 07:06	03/17/16 18:53	50
4-Chloro-3-methylphenol	<3200		23000	3200	ug/Kg	☼	03/14/16 07:06	03/17/16 18:53	50
4-Chloroaniline	<2600		23000	2600	ug/Kg	☼	03/14/16 07:06	03/17/16 18:53	50
4-Chlorophenyl phenyl ether	<2000		7700	2000	ug/Kg	☼	03/14/16 07:06	03/17/16 18:53	50
4-Nitroaniline	<4000		31000	4000	ug/Kg	☼	03/14/16 07:06	03/17/16 18:53	50
4-Nitrophenol	<2600		51000	2600	ug/Kg	☼	03/14/16 07:06	03/17/16 18:53	50
Acetophenone	<1400		15000	1400	ug/Kg	☼	03/14/16 07:06	03/17/16 18:53	50
Atrazine	<1400		31000	1400	ug/Kg	☼	03/14/16 07:06	03/17/16 18:53	50
Benzaldehyde	<1800		15000	1800	ug/Kg	☼	03/14/16 07:06	03/17/16 18:53	50
Bis(2-chloroethoxy)methane	<3400		15000	3400	ug/Kg	☼	03/14/16 07:06	03/17/16 18:53	50
Bis(2-chloroethyl)ether	<310		15000	310	ug/Kg	☼	03/14/16 07:06	03/17/16 18:53	50
<b>Bis(2-ethylhexyl) phthalate</b>	<b>18000</b>	<b>B</b>	11000	2900	ug/Kg	☼	03/14/16 07:06	03/17/16 18:53	50
<b>Butyl benzyl phthalate</b>	<b>3100</b>	<b>J</b>	11000	1500	ug/Kg	☼	03/14/16 07:06	03/17/16 18:53	50
Caprolactam	<5700		51000	5700	ug/Kg	☼	03/14/16 07:06	03/17/16 18:53	50
<b>Carbazole</b>	<b>8800</b>		7700	4100	ug/Kg	☼	03/14/16 07:06	03/17/16 18:53	50
<b>Dibenzofuran</b>	<b>3800</b>	<b>J</b>	7700	100	ug/Kg	☼	03/14/16 07:06	03/17/16 18:53	50
Diethyl phthalate	<2500		11000	2500	ug/Kg	☼	03/14/16 07:06	03/17/16 18:53	50
Dimethyl phthalate	<2600		11000	2600	ug/Kg	☼	03/14/16 07:06	03/17/16 18:53	50
<b>Di-n-butyl phthalate</b>	<b>13000</b>		11000	2300	ug/Kg	☼	03/14/16 07:06	03/17/16 18:53	50
Di-n-octyl phthalate	<1200		11000	1200	ug/Kg	☼	03/14/16 07:06	03/17/16 18:53	50
Hexachlorobenzene	<320		1000	320	ug/Kg	☼	03/14/16 07:06	03/17/16 18:53	50
Hexachlorobutadiene	<860		7700	860	ug/Kg	☼	03/14/16 07:06	03/17/16 18:53	50

TestAmerica Canton

# Client Sample Results

Client: GHD Services Inc.  
Project/Site: 58505, Janesville WI, SSOW 108014

TestAmerica Job ID: 240-62022-1

**Client Sample ID: SE-031016-JN-012**

**Lab Sample ID: 240-62022-2**

**Date Collected: 03/10/16 09:40**

**Matrix: Solid**

**Date Received: 03/11/16 10:40**

**Percent Solids: 48.4**

## Method: 8270C - Semivolatile Organic Compounds (GC/MS) (Continued)

Analyte	Result	Qualifier	LOQ	LOD	Unit	D	Prepared	Analyzed	Dil Fac
Hexachlorocyclopentadiene	<1200		51000	1200	ug/Kg	☼	03/14/16 07:06	03/17/16 18:53	50
Hexachloroethane	<1400		7700	1400	ug/Kg	☼	03/14/16 07:06	03/17/16 18:53	50
Isophorone	<2000		7700	2000	ug/Kg	☼	03/14/16 07:06	03/17/16 18:53	50
Nitrobenzene	<340		15000	340	ug/Kg	☼	03/14/16 07:06	03/17/16 18:53	50
N-Nitrosodi-n-propylamine	<970		7700	970	ug/Kg	☼	03/14/16 07:06	03/17/16 18:53	50
N-Nitrosodiphenylamine	<3200		7700	3200	ug/Kg	☼	03/14/16 07:06	03/17/16 18:53	50
Pentachlorophenol	<1400		23000	1400	ug/Kg	☼	03/14/16 07:06	03/17/16 18:53	50
Phenol	<1100		7700	1100	ug/Kg	☼	03/14/16 07:06	03/17/16 18:53	50
3 & 4 Methylphenol	<3100		61000	3100	ug/Kg	☼	03/14/16 07:06	03/17/16 18:53	50
<b>Fluorene</b>	<b>7800</b>		1000	81	ug/Kg	☼	03/14/16 07:06	03/17/16 18:53	50
Acenaphthylene	<54		1000	54	ug/Kg	☼	03/14/16 07:06	03/17/16 18:53	50
<b>Benzo[g,h,i]perylene</b>	<b>9000</b>		1000	54	ug/Kg	☼	03/14/16 07:06	03/17/16 18:53	50
<b>Phenanthrene</b>	<b>59000</b>		1000	110	ug/Kg	☼	03/14/16 07:06	03/17/16 18:53	50
<b>Benzo[k]fluoranthene</b>	<b>9100</b>		1000	100	ug/Kg	☼	03/14/16 07:06	03/17/16 18:53	50
<b>Benzo[a]pyrene</b>	<b>15000</b>		1000	98	ug/Kg	☼	03/14/16 07:06	03/17/16 18:53	50
<b>Anthracene</b>	<b>12000</b>		1000	120	ug/Kg	☼	03/14/16 07:06	03/17/16 18:53	50
<b>Pyrene</b>	<b>44000</b>		1000	68	ug/Kg	☼	03/14/16 07:06	03/17/16 18:53	50
<b>Dibenz(a,h)anthracene</b>	<b>2600</b>		1000	100	ug/Kg	☼	03/14/16 07:06	03/17/16 18:53	50
<b>Naphthalene</b>	<b>5200</b>		1000	130	ug/Kg	☼	03/14/16 07:06	03/17/16 18:53	50
<b>Fluoranthene</b>	<b>60000</b>		1000	84	ug/Kg	☼	03/14/16 07:06	03/17/16 18:53	50
<b>Benzo[a]anthracene</b>	<b>20000</b>		1000	97	ug/Kg	☼	03/14/16 07:06	03/17/16 18:53	50
<b>Indeno[1,2,3-cd]pyrene</b>	<b>8200</b>		1000	54	ug/Kg	☼	03/14/16 07:06	03/17/16 18:53	50
<b>Chrysene</b>	<b>23000</b>		1000	170	ug/Kg	☼	03/14/16 07:06	03/17/16 18:53	50
<b>Acenaphthene</b>	<b>7100</b>		1000	120	ug/Kg	☼	03/14/16 07:06	03/17/16 18:53	50
<b>Benzo[b]fluoranthene</b>	<b>23000</b>		1000	91	ug/Kg	☼	03/14/16 07:06	03/17/16 18:53	50

Surrogate	%Recovery	Qualifier	Limits	Prepared	Analyzed	Dil Fac
2-Fluorobiphenyl (Surr)	76		24 - 110	03/14/16 07:06	03/17/16 18:53	50
2-Fluorophenol (Surr)	87		24 - 110	03/14/16 07:06	03/17/16 18:53	50
2,4,6-Tribromophenol (Surr)	39		10 - 110	03/14/16 07:06	03/17/16 18:53	50
Nitrobenzene-d5 (Surr)	155	X	20 - 110	03/14/16 07:06	03/17/16 18:53	50
Phenol-d5 (Surr)	89		26 - 110	03/14/16 07:06	03/17/16 18:53	50
Terphenyl-d14 (Surr)	79		36 - 110	03/14/16 07:06	03/17/16 18:53	50

## Method: 8082 - Polychlorinated Biphenyls (PCBs) by Gas Chromatography

Analyte	Result	Qualifier	LOQ	LOD	Unit	D	Prepared	Analyzed	Dil Fac
Aroclor-1016	<25		69	25	ug/Kg	☼	03/18/16 08:15	03/23/16 20:13	1
Aroclor-1221	<34		69	34	ug/Kg	☼	03/18/16 08:15	03/23/16 20:13	1
Aroclor-1232	<42		69	42	ug/Kg	☼	03/18/16 08:15	03/23/16 20:13	1
Aroclor-1242	<23		69	23	ug/Kg	☼	03/18/16 08:15	03/23/16 20:13	1
Aroclor-1248	<17		69	17	ug/Kg	☼	03/18/16 08:15	03/23/16 20:13	1
<b>Aroclor-1254</b>	<b>270</b>		69	29	ug/Kg	☼	03/18/16 08:15	03/23/16 20:13	1
Aroclor-1260	<19		69	19	ug/Kg	☼	03/18/16 08:15	03/23/16 20:13	1
Aroclor-1262	<21		69	21	ug/Kg	☼	03/18/16 08:15	03/23/16 20:13	1
<b>Aroclor-1268</b>	<b>560</b>		69	27	ug/Kg	☼	03/18/16 08:15	03/23/16 20:13	1

Surrogate	%Recovery	Qualifier	Limits	Prepared	Analyzed	Dil Fac
Tetrachloro-m-xylene	60		13 - 134	03/18/16 08:15	03/23/16 20:13	1
DCB Decachlorobiphenyl	583	X	10 - 155	03/18/16 08:15	03/23/16 20:13	1

TestAmerica Canton

# Client Sample Results

Client: GHD Services Inc.  
 Project/Site: 58505, Janesville WI, SSOW 108014

TestAmerica Job ID: 240-62022-1

**Client Sample ID: SE-031016-JN-012**

**Lab Sample ID: 240-62022-2**

**Date Collected: 03/10/16 09:40**

**Matrix: Solid**

**Date Received: 03/11/16 10:40**

**Percent Solids: 48.4**

## Method: 6020 - Metals (ICP/MS)

Analyte	Result	Qualifier	LOQ	LOD	Unit	D	Prepared	Analyzed	Dil Fac
Silver	0.40		0.38	0.0027	mg/Kg	☼	03/14/16 10:54	03/21/16 20:49	2
Arsenic	14.7		1.9	0.050	mg/Kg	☼	03/14/16 10:54	03/23/16 00:39	2
Beryllium	0.39		0.38	0.021	mg/Kg	☼	03/14/16 10:54	03/23/16 00:39	2
Cadmium	19.4		0.38	0.0071	mg/Kg	☼	03/14/16 10:54	03/21/16 20:49	2
Cobalt	10.6	B	0.38	0.0033	mg/Kg	☼	03/14/16 10:54	03/21/16 20:49	2
Chromium	272	B	0.77	0.11	mg/Kg	☼	03/14/16 10:54	03/21/16 20:49	2
Copper	113	B	0.77	0.19	mg/Kg	☼	03/14/16 10:54	03/21/16 20:49	2
Manganese	641		1.9	0.23	mg/Kg	☼	03/14/16 10:54	03/21/16 20:49	2
Nickel	21.0	B	0.77	0.075	mg/Kg	☼	03/14/16 10:54	03/21/16 20:49	2
Lead	2660	B	3.8	0.86	mg/Kg	☼	03/14/16 10:54	03/23/16 13:20	20
Antimony	48.3		0.77	0.027	mg/Kg	☼	03/14/16 10:54	03/23/16 00:39	2
Selenium	4.7		1.9	0.077	mg/Kg	☼	03/14/16 10:54	03/21/16 20:49	2
Thallium	0.18	J	0.77	0.036	mg/Kg	☼	03/14/16 10:54	03/21/16 20:49	2
Vanadium	5.6		1.9	0.071	mg/Kg	☼	03/14/16 10:54	03/21/16 20:49	2
Zinc	2780		7.7	0.96	mg/Kg	☼	03/14/16 10:54	03/23/16 00:39	2
Barium	2340	B	1.9	0.42	mg/Kg	☼	03/14/16 10:54	03/23/16 00:39	2

## Method: 7471A - Mercury (CVAA)

Analyte	Result	Qualifier	LOQ	LOD	Unit	D	Prepared	Analyzed	Dil Fac
Mercury	0.61	B	0.20	0.028	mg/Kg	☼	03/14/16 15:00	03/15/16 08:53	1

## General Chemistry

Analyte	Result	Qualifier	LOQ	LOD	Unit	D	Prepared	Analyzed	Dil Fac
Total Organic Carbon	101000		2070	1030	mg/Kg	☼		03/22/16 09:40	1
Percent Solids	48.4		0.1	0.1	%			03/14/16 16:52	1
Percent Moisture	51.6		0.1	0.1	%			03/14/16 16:52	1

# Client Sample Results

Client: GHD Services Inc.  
 Project/Site: 58505, Janesville WI, SSOW 108014

TestAmerica Job ID: 240-62022-1

**Client Sample ID: SE-031016-JN-013**

**Lab Sample ID: 240-62022-3**

**Date Collected: 03/10/16 09:45**

**Matrix: Solid**

**Date Received: 03/11/16 10:40**

**Percent Solids: 40.2**

**Method: 8260B - Volatile Organic Compounds (GC/MS)**

Analyte	Result	Qualifier	LOQ	LOD	Unit	D	Prepared	Analyzed	Dil Fac
Acetone	<870		3900	870	ug/Kg	☼	03/14/16 18:21	03/16/16 16:43	1
Benzene	<35		970	35	ug/Kg	☼	03/14/16 18:21	03/16/16 16:43	1
Dichlorobromomethane	<150		970	150	ug/Kg	☼	03/14/16 18:21	03/16/16 16:43	1
Bromoform	<240		970	240	ug/Kg	☼	03/14/16 18:21	03/16/16 16:43	1
Bromomethane	<200		970	200	ug/Kg	☼	03/14/16 18:21	03/16/16 16:43	1
2-Butanone (MEK)	<280		3900	280	ug/Kg	☼	03/14/16 18:21	03/16/16 16:43	1
Carbon disulfide	<220		970	220	ug/Kg	☼	03/14/16 18:21	03/16/16 16:43	1
Carbon tetrachloride	<70		970	70	ug/Kg	☼	03/14/16 18:21	03/16/16 16:43	1
Chlorobenzene	<50		970	50	ug/Kg	☼	03/14/16 18:21	03/16/16 16:43	1
Chloroethane	<200		970	200	ug/Kg	☼	03/14/16 18:21	03/16/16 16:43	1
Chloroform	<140		970	140	ug/Kg	☼	03/14/16 18:21	03/16/16 16:43	1
Chloromethane	<190		970	190	ug/Kg	☼	03/14/16 18:21	03/16/16 16:43	1
1,1-Dichloroethane	<140		970	140	ug/Kg	☼	03/14/16 18:21	03/16/16 16:43	1
1,2-Dichloroethane	<39		970	39	ug/Kg	☼	03/14/16 18:21	03/16/16 16:43	1
1,1-Dichloroethene	<120		970	120	ug/Kg	☼	03/14/16 18:21	03/16/16 16:43	1
1,2-Dichloropropane	<120		970	120	ug/Kg	☼	03/14/16 18:21	03/16/16 16:43	1
<b>1,2,4-Trimethylbenzene</b>	<b>16000</b>		970	50	ug/Kg	☼	03/14/16 18:21	03/16/16 16:43	1
cis-1,3-Dichloropropene	<85		970	85	ug/Kg	☼	03/14/16 18:21	03/16/16 16:43	1
trans-1,3-Dichloropropene	<100		970	100	ug/Kg	☼	03/14/16 18:21	03/16/16 16:43	1
Ethylbenzene	<140		970	140	ug/Kg	☼	03/14/16 18:21	03/16/16 16:43	1
2-Hexanone	<320		3900	320	ug/Kg	☼	03/14/16 18:21	03/16/16 16:43	1
<b>Methylene Chloride</b>	<b>380</b>	<b>J</b>	970	330	ug/Kg	☼	03/14/16 18:21	03/16/16 16:43	1
4-Methyl-2-pentanone (MIBK)	<220		3900	220	ug/Kg	☼	03/14/16 18:21	03/16/16 16:43	1
Styrene	<100		970	100	ug/Kg	☼	03/14/16 18:21	03/16/16 16:43	1
1,1,2,2-Tetrachloroethane	<97		970	97	ug/Kg	☼	03/14/16 18:21	03/16/16 16:43	1
Tetrachloroethene	<100		970	100	ug/Kg	☼	03/14/16 18:21	03/16/16 16:43	1
<b>Toluene</b>	<b>83</b>	<b>J B</b>	970	39	ug/Kg	☼	03/14/16 18:21	03/16/16 16:43	1
Trichloroethene	<150		970	150	ug/Kg	☼	03/14/16 18:21	03/16/16 16:43	1
<b>1,3,5-Trimethylbenzene</b>	<b>5900</b>		970	58	ug/Kg	☼	03/14/16 18:21	03/16/16 16:43	1
Vinyl chloride	<66		970	66	ug/Kg	☼	03/14/16 18:21	03/16/16 16:43	1
<b>Xylenes, Total</b>	<b>2400</b>		1900	120	ug/Kg	☼	03/14/16 18:21	03/16/16 16:43	1
1,1,1-Trichloroethane	<100		970	100	ug/Kg	☼	03/14/16 18:21	03/16/16 16:43	1
1,1,2-Trichloroethane	<73		970	73	ug/Kg	☼	03/14/16 18:21	03/16/16 16:43	1
Cyclohexane	<120		1900	120	ug/Kg	☼	03/14/16 18:21	03/16/16 16:43	1
1,2-Dibromo-3-Chloropropane	<270		1900	270	ug/Kg	☼	03/14/16 18:21	03/16/16 16:43	1
Ethylene Dibromide	<120		970	120	ug/Kg	☼	03/14/16 18:21	03/16/16 16:43	1
Dichlorodifluoromethane	<240		970	240	ug/Kg	☼	03/14/16 18:21	03/16/16 16:43	1
cis-1,2-Dichloroethene	<150		970	150	ug/Kg	☼	03/14/16 18:21	03/16/16 16:43	1
trans-1,2-Dichloroethene	<100		970	100	ug/Kg	☼	03/14/16 18:21	03/16/16 16:43	1
<b>Isopropylbenzene</b>	<b>1000</b>		970	50	ug/Kg	☼	03/14/16 18:21	03/16/16 16:43	1
Methyl acetate	<210		1900	210	ug/Kg	☼	03/14/16 18:21	03/16/16 16:43	1
Methyl tert-butyl ether	<120		970	120	ug/Kg	☼	03/14/16 18:21	03/16/16 16:43	1
1,1,2-Trichloro-1,2,2-trifluoroethane	<160		970	160	ug/Kg	☼	03/14/16 18:21	03/16/16 16:43	1
1,2,4-Trichlorobenzene	<120		970	120	ug/Kg	☼	03/14/16 18:21	03/16/16 16:43	1
1,2-Dichlorobenzene	<73		970	73	ug/Kg	☼	03/14/16 18:21	03/16/16 16:43	1
1,3-Dichlorobenzene	<120		970	120	ug/Kg	☼	03/14/16 18:21	03/16/16 16:43	1
1,4-Dichlorobenzene	<160		970	160	ug/Kg	☼	03/14/16 18:21	03/16/16 16:43	1
Trichlorofluoromethane	<140		970	140	ug/Kg	☼	03/14/16 18:21	03/16/16 16:43	1
Chlorodibromomethane	<77		970	77	ug/Kg	☼	03/14/16 18:21	03/16/16 16:43	1

TestAmerica Canton

# Client Sample Results

Client: GHD Services Inc.  
Project/Site: 58505, Janesville WI, SSOW 108014

TestAmerica Job ID: 240-62022-1

**Client Sample ID: SE-031016-JN-013**

**Lab Sample ID: 240-62022-3**

**Date Collected: 03/10/16 09:45**

**Matrix: Solid**

**Date Received: 03/11/16 10:40**

**Percent Solids: 40.2**

**Method: 8260B - Volatile Organic Compounds (GC/MS) (Continued)**

Analyte	Result	Qualifier	LOQ	LOD	Unit	D	Prepared	Analyzed	Dil Fac
<b>Methylcyclohexane</b>	<b>2000</b>	<b>F1</b>	1900	150	ug/Kg	☼	03/14/16 18:21	03/16/16 16:43	1
<b>Surrogate</b>	<b>%Recovery</b>	<b>Qualifier</b>	<b>Limits</b>				<b>Prepared</b>	<b>Analyzed</b>	<b>Dil Fac</b>
1,2-Dichloroethane-d4 (Surr)	91		39 - 128				03/14/16 18:21	03/16/16 16:43	1
4-Bromofluorobenzene (Surr)	86		26 - 141				03/14/16 18:21	03/16/16 16:43	1
Toluene-d8 (Surr)	85		33 - 134				03/14/16 18:21	03/16/16 16:43	1
Dibromofluoromethane (Surr)	89		30 - 122				03/14/16 18:21	03/16/16 16:43	1

**Method: 8270C - Semivolatile Organic Compounds (GC/MS)**

Analyte	Result	Qualifier	LOQ	LOD	Unit	D	Prepared	Analyzed	Dil Fac
1,1'-Biphenyl	<770	F1	11000	770	ug/Kg	☼	03/14/16 07:06	03/19/16 16:42	20
bis (2-chloroisopropyl) ether	<2100	F1	22000	2100	ug/Kg	☼	03/14/16 07:06	03/19/16 16:42	20
2,4,5-Trichlorophenol	<5500	F1	33000	5500	ug/Kg	☼	03/14/16 07:06	03/19/16 16:42	20
2,4,6-Trichlorophenol	<2000	F1	33000	2000	ug/Kg	☼	03/14/16 07:06	03/19/16 16:42	20
2,4-Dichlorophenol	<4400	F1	33000	4400	ug/Kg	☼	03/14/16 07:06	03/19/16 16:42	20
2,4-Dimethylphenol	<4400	F1	33000	4400	ug/Kg	☼	03/14/16 07:06	03/19/16 16:42	20
2,4-Dinitrophenol	<4600	F1	73000	4600	ug/Kg	☼	03/14/16 07:06	03/19/16 16:42	20
2,4-Dinitrotoluene	<3800	F1	44000	3800	ug/Kg	☼	03/14/16 07:06	03/19/16 16:42	20
2,6-Dinitrotoluene	<4600	F1	44000	4600	ug/Kg	☼	03/14/16 07:06	03/19/16 16:42	20
2-Chloronaphthalene	<100	F1	11000	100	ug/Kg	☼	03/14/16 07:06	03/19/16 16:42	20
2-Chlorophenol	<1800	F1	11000	1800	ug/Kg	☼	03/14/16 07:06	03/19/16 16:42	20
<b>2-Methylnaphthalene</b>	<b>3300</b>	<b>F1</b>	1500	110	ug/Kg	☼	03/14/16 07:06	03/19/16 16:42	20
2-Methylphenol	<2400	F1	44000	2400	ug/Kg	☼	03/14/16 07:06	03/19/16 16:42	20
2-Nitroaniline	<2000	F1	44000	2000	ug/Kg	☼	03/14/16 07:06	03/19/16 16:42	20
2-Nitrophenol	<1800		11000	1800	ug/Kg	☼	03/14/16 07:06	03/19/16 16:42	20
3,3'-Dichlorobenzidine	<4000	F1	22000	4000	ug/Kg	☼	03/14/16 07:06	03/19/16 16:42	20
3-Nitroaniline	<3500	F1	44000	3500	ug/Kg	☼	03/14/16 07:06	03/19/16 16:42	20
4,6-Dinitro-2-methylphenol	<2000	F1	33000	2000	ug/Kg	☼	03/14/16 07:06	03/19/16 16:42	20
4-Bromophenyl phenyl ether	<2900	F1	11000	2900	ug/Kg	☼	03/14/16 07:06	03/19/16 16:42	20
4-Chloro-3-methylphenol	<4600	F1	33000	4600	ug/Kg	☼	03/14/16 07:06	03/19/16 16:42	20
4-Chloroaniline	<3800	F1	33000	3800	ug/Kg	☼	03/14/16 07:06	03/19/16 16:42	20
4-Chlorophenyl phenyl ether	<2900	F1	11000	2900	ug/Kg	☼	03/14/16 07:06	03/19/16 16:42	20
4-Nitroaniline	<5800	F1	44000	5800	ug/Kg	☼	03/14/16 07:06	03/19/16 16:42	20
4-Nitrophenol	<3800	F1	73000	3800	ug/Kg	☼	03/14/16 07:06	03/19/16 16:42	20
Acetophenone	<2000	F1	22000	2000	ug/Kg	☼	03/14/16 07:06	03/19/16 16:42	20
Atrazine	<2000	F1	44000	2000	ug/Kg	☼	03/14/16 07:06	03/19/16 16:42	20
Benzaldehyde	<2700		22000	2700	ug/Kg	☼	03/14/16 07:06	03/19/16 16:42	20
Bis(2-chloroethoxy)methane	<4900	F1	22000	4900	ug/Kg	☼	03/14/16 07:06	03/19/16 16:42	20
Bis(2-chloroethyl)ether	<440	F1	22000	440	ug/Kg	☼	03/14/16 07:06	03/19/16 16:42	20
<b>Bis(2-ethylhexyl) phthalate</b>	<b>27000</b>	<b>B</b>	15000	4200	ug/Kg	☼	03/14/16 07:06	03/19/16 16:42	20
<b>Butyl benzyl phthalate</b>	<b>56000</b>		15000	2200	ug/Kg	☼	03/14/16 07:06	03/19/16 16:42	20
Caprolactam	<8200	F1	73000	8200	ug/Kg	☼	03/14/16 07:06	03/19/16 16:42	20
Carbazole	<6000	F1	11000	6000	ug/Kg	☼	03/14/16 07:06	03/19/16 16:42	20
Dibenzofuran	<150		11000	150	ug/Kg	☼	03/14/16 07:06	03/19/16 16:42	20
Diethyl phthalate	<3500	F1	15000	3500	ug/Kg	☼	03/14/16 07:06	03/19/16 16:42	20
Dimethyl phthalate	<3800	F1	15000	3800	ug/Kg	☼	03/14/16 07:06	03/19/16 16:42	20
<b>Di-n-butyl phthalate</b>	<b>5300</b>	<b>J F1</b>	15000	3300	ug/Kg	☼	03/14/16 07:06	03/19/16 16:42	20
Di-n-octyl phthalate	<1700		15000	1700	ug/Kg	☼	03/14/16 07:06	03/19/16 16:42	20
Hexachlorobenzene	<460	F1	1500	460	ug/Kg	☼	03/14/16 07:06	03/19/16 16:42	20
Hexachlorobutadiene	<1200		11000	1200	ug/Kg	☼	03/14/16 07:06	03/19/16 16:42	20

TestAmerica Canton



# Client Sample Results

Client: GHD Services Inc.  
Project/Site: 58505, Janesville WI, SSOW 108014

TestAmerica Job ID: 240-62022-1

**Client Sample ID: SE-031016-JN-013**

**Lab Sample ID: 240-62022-3**

Date Collected: 03/10/16 09:45

Matrix: Solid

Date Received: 03/11/16 10:40

Percent Solids: 40.2

## Method: 8270C - Semivolatile Organic Compounds (GC/MS) (Continued)

Analyte	Result	Qualifier	LOQ	LOD	Unit	D	Prepared	Analyzed	Dil Fac
Hexachlorocyclopentadiene	<1800	F1	73000	1800	ug/Kg	☼	03/14/16 07:06	03/19/16 16:42	20
Hexachloroethane	<2000	F1	11000	2000	ug/Kg	☼	03/14/16 07:06	03/19/16 16:42	20
Isophorone	<2900	F1	11000	2900	ug/Kg	☼	03/14/16 07:06	03/19/16 16:42	20
Nitrobenzene	<490		22000	490	ug/Kg	☼	03/14/16 07:06	03/19/16 16:42	20
N-Nitrosodi-n-propylamine	<1400	F1	11000	1400	ug/Kg	☼	03/14/16 07:06	03/19/16 16:42	20
N-Nitrosodiphenylamine	<4600	F1	11000	4600	ug/Kg	☼	03/14/16 07:06	03/19/16 16:42	20
Pentachlorophenol	<2000	F1	33000	2000	ug/Kg	☼	03/14/16 07:06	03/19/16 16:42	20
Phenol	<1600		11000	1600	ug/Kg	☼	03/14/16 07:06	03/19/16 16:42	20
3 & 4 Methylphenol	<4400	F1	88000	4400	ug/Kg	☼	03/14/16 07:06	03/19/16 16:42	20
<b>Fluorene</b>	<b>2500</b>	<b>F1</b>	1500	120	ug/Kg	☼	03/14/16 07:06	03/19/16 16:42	20
Acenaphthylene	<77	F1	1500	77	ug/Kg	☼	03/14/16 07:06	03/19/16 16:42	20
<b>Benzo[g,h,i]perylene</b>	<b>6400</b>	<b>F1</b>	1500	77	ug/Kg	☼	03/14/16 07:06	03/19/16 16:42	20
<b>Phenanthrene</b>	<b>22000</b>		1500	160	ug/Kg	☼	03/14/16 07:06	03/19/16 16:42	20
<b>Benzo[k]fluoranthene</b>	<b>4500</b>	<b>F1</b>	1500	150	ug/Kg	☼	03/14/16 07:06	03/19/16 16:42	20
<b>Benzo[a]pyrene</b>	<b>7600</b>		1500	140	ug/Kg	☼	03/14/16 07:06	03/19/16 16:42	20
<b>Anthracene</b>	<b>4600</b>	<b>F1</b>	1500	170	ug/Kg	☼	03/14/16 07:06	03/19/16 16:42	20
<b>Pyrene</b>	<b>21000</b>		1500	97	ug/Kg	☼	03/14/16 07:06	03/19/16 16:42	20
Dibenz(a,h)anthracene	<150		1500	150	ug/Kg	☼	03/14/16 07:06	03/19/16 16:42	20
<b>Naphthalene</b>	<b>4800</b>	<b>F1</b>	1500	180	ug/Kg	☼	03/14/16 07:06	03/19/16 16:42	20
<b>Fluoranthene</b>	<b>27000</b>		1500	120	ug/Kg	☼	03/14/16 07:06	03/19/16 16:42	20
<b>Benzo[a]anthracene</b>	<b>11000</b>		1500	140	ug/Kg	☼	03/14/16 07:06	03/19/16 16:42	20
<b>Indeno[1,2,3-cd]pyrene</b>	<b>4300</b>	<b>F1</b>	1500	77	ug/Kg	☼	03/14/16 07:06	03/19/16 16:42	20
<b>Chrysene</b>	<b>12000</b>		1500	240	ug/Kg	☼	03/14/16 07:06	03/19/16 16:42	20
<b>Acenaphthene</b>	<b>2300</b>	<b>F1</b>	1500	170	ug/Kg	☼	03/14/16 07:06	03/19/16 16:42	20
<b>Benzo[b]fluoranthene</b>	<b>12000</b>		1500	130	ug/Kg	☼	03/14/16 07:06	03/19/16 16:42	20

Surrogate	%Recovery	Qualifier	Limits	Prepared	Analyzed	Dil Fac
2-Fluorobiphenyl (Surr)	89		24 - 110	03/14/16 07:06	03/19/16 16:42	20
2-Fluorophenol (Surr)	77		24 - 110	03/14/16 07:06	03/19/16 16:42	20
2,4,6-Tribromophenol (Surr)	0	X	10 - 110	03/14/16 07:06	03/19/16 16:42	20
Nitrobenzene-d5 (Surr)	59		20 - 110	03/14/16 07:06	03/19/16 16:42	20
Phenol-d5 (Surr)	53		26 - 110	03/14/16 07:06	03/19/16 16:42	20
Terphenyl-d14 (Surr)	105		36 - 110	03/14/16 07:06	03/19/16 16:42	20

## Method: 8082 - Polychlorinated Biphenyls (PCBs) by Gas Chromatography

Analyte	Result	Qualifier	LOQ	LOD	Unit	D	Prepared	Analyzed	Dil Fac
Aroclor-1016	<150	F1	400	150	ug/Kg	☼	03/18/16 08:15	03/23/16 20:49	5
Aroclor-1221	<200		400	200	ug/Kg	☼	03/18/16 08:15	03/23/16 20:49	5
Aroclor-1232	<250		400	250	ug/Kg	☼	03/18/16 08:15	03/23/16 20:49	5
Aroclor-1242	<130		400	130	ug/Kg	☼	03/18/16 08:15	03/23/16 20:49	5
Aroclor-1248	<98		400	98	ug/Kg	☼	03/18/16 08:15	03/23/16 20:49	5
<b>Aroclor-1254</b>	<b>200</b>	<b>J</b>	400	170	ug/Kg	☼	03/18/16 08:15	03/23/16 20:49	5
Aroclor-1260	<110		400	110	ug/Kg	☼	03/18/16 08:15	03/23/16 20:49	5
Aroclor-1262	<120		400	120	ug/Kg	☼	03/18/16 08:15	03/23/16 20:49	5
<b>Aroclor-1268</b>	<b>670</b>		400	160	ug/Kg	☼	03/18/16 08:15	03/23/16 20:49	5

Surrogate	%Recovery	Qualifier	Limits	Prepared	Analyzed	Dil Fac
Tetrachloro-m-xylene	65		13 - 134	03/18/16 08:15	03/23/16 20:49	5
DCB Decachlorobiphenyl	1841	X	10 - 155	03/18/16 08:15	03/23/16 20:49	5

TestAmerica Canton

# Client Sample Results

Client: GHD Services Inc.  
Project/Site: 58505, Janesville WI, SSOW 108014

TestAmerica Job ID: 240-62022-1

**Client Sample ID: SE-031016-JN-013**

**Lab Sample ID: 240-62022-3**

Date Collected: 03/10/16 09:45

Matrix: Solid

Date Received: 03/11/16 10:40

Percent Solids: 40.2

### Method: 6010B - Metals (ICP) - TCLP

Analyte	Result	Qualifier	LOQ	LOD	Unit	D	Prepared	Analyzed	Dil Fac
Arsenic	0.027	J	0.50	0.0029	mg/L		03/16/16 11:10	03/17/16 20:44	1
Barium	0.17	J B	10.0	0.0010	mg/L		03/16/16 11:10	03/17/16 20:44	1
Cadmium	0.0016	J	0.10	0.00014	mg/L		03/16/16 11:10	03/17/16 20:44	1
Chromium	0.013	J B	0.50	0.00055	mg/L		03/16/16 11:10	03/17/16 20:44	1
Lead	0.19	J	0.50	0.0019	mg/L		03/16/16 11:10	03/17/16 20:44	1
Selenium	<0.0040		0.25	0.0040	mg/L		03/16/16 11:10	03/17/16 20:44	1
Silver	0.0013	J	0.50	0.00092	mg/L		03/16/16 11:10	03/17/16 20:44	1

### Method: 6020 - Metals (ICP/MS)

Analyte	Result	Qualifier	LOQ	LOD	Unit	D	Prepared	Analyzed	Dil Fac
Silver	1.3		0.44	0.0031	mg/Kg	☼	03/14/16 10:54	03/21/16 20:16	2
Arsenic	40.4		2.2	0.057	mg/Kg	☼	03/14/16 10:54	03/22/16 23:42	2
Beryllium	0.38	J	0.44	0.024	mg/Kg	☼	03/14/16 10:54	03/22/16 23:42	2
Cadmium	31.9		0.44	0.0081	mg/Kg	☼	03/14/16 10:54	03/21/16 20:16	2
Cobalt	9.3	B	0.44	0.0037	mg/Kg	☼	03/14/16 10:54	03/21/16 20:16	2
Chromium	746	B F1	0.87	0.13	mg/Kg	☼	03/14/16 10:54	03/21/16 20:16	2
Copper	159	B	0.87	0.21	mg/Kg	☼	03/14/16 10:54	03/21/16 20:16	2
Manganese	678	F1	2.2	0.26	mg/Kg	☼	03/14/16 10:54	03/21/16 20:16	2
Nickel	103	B	0.87	0.085	mg/Kg	☼	03/14/16 10:54	03/21/16 20:16	2
Lead	8570	B	4.4	0.98	mg/Kg	☼	03/14/16 10:54	03/23/16 12:47	20
Antimony	511		8.7	0.31	mg/Kg	☼	03/14/16 10:54	03/22/16 23:46	20
Selenium	5.4		2.2	0.087	mg/Kg	☼	03/14/16 10:54	03/21/16 20:16	2
Thallium	0.24	J	0.87	0.041	mg/Kg	☼	03/14/16 10:54	03/21/16 20:16	2
Vanadium	11.3		2.2	0.081	mg/Kg	☼	03/14/16 10:54	03/21/16 20:16	2
Zinc	5590		87.3	10.9	mg/Kg	☼	03/14/16 10:54	03/22/16 23:46	20
Barium	3880	B	2.2	0.48	mg/Kg	☼	03/14/16 10:54	03/22/16 23:42	2

### Method: 7470A - Mercury (CVAA) - TCLP

Analyte	Result	Qualifier	LOQ	LOD	Unit	D	Prepared	Analyzed	Dil Fac
Mercury	<0.000090		0.0020	0.000090	mg/L		03/16/16 14:00	03/17/16 11:47	1

### Method: 7471A - Mercury (CVAA)

Analyte	Result	Qualifier	LOQ	LOD	Unit	D	Prepared	Analyzed	Dil Fac
Mercury	1.7	B	0.24	0.034	mg/Kg	☼	03/14/16 15:00	03/15/16 08:48	1

### General Chemistry

Analyte	Result	Qualifier	LOQ	LOD	Unit	D	Prepared	Analyzed	Dil Fac
Total Organic Carbon	176000	F1	2490	1240	mg/Kg	☼		03/22/16 09:51	1
Percent Solids	40.2		0.1	0.1	%			03/14/16 16:52	1
Percent Moisture	59.8		0.1	0.1	%			03/14/16 16:52	1

# Client Sample Results

Client: GHD Services Inc.  
 Project/Site: 58505, Janesville WI, SSOW 108014

TestAmerica Job ID: 240-62022-1

**Client Sample ID: SE-031016-JN-014**

**Lab Sample ID: 240-62022-4**

**Date Collected: 03/10/16 10:35**

**Matrix: Solid**

**Date Received: 03/11/16 10:40**

**Percent Solids: 49.2**

**Method: 8260B - Volatile Organic Compounds (GC/MS)**

Analyte	Result	Qualifier	LOQ	LOD	Unit	D	Prepared	Analyzed	Dil Fac
<b>Acetone</b>	<b>39</b>	<b>B</b>	38	11	ug/Kg	✱	03/14/16 13:31	03/14/16 16:24	1
Benzene	<1.7		9.6	1.7	ug/Kg	✱	03/14/16 13:31	03/14/16 16:24	1
Dichlorobromomethane	<0.56		9.6	0.56	ug/Kg	✱	03/14/16 13:31	03/14/16 16:24	1
Bromoform	<0.46		9.6	0.46	ug/Kg	✱	03/14/16 13:31	03/14/16 16:24	1
Bromomethane	<0.81		9.6	0.81	ug/Kg	✱	03/14/16 13:31	03/14/16 16:24	1
<b>2-Butanone (MEK)</b>	<b>10</b>	<b>J B</b>	38	2.1	ug/Kg	✱	03/14/16 13:31	03/14/16 16:24	1
Carbon disulfide	<1.1		9.6	1.1	ug/Kg	✱	03/14/16 13:31	03/14/16 16:24	1
Carbon tetrachloride	<1.2		9.6	1.2	ug/Kg	✱	03/14/16 13:31	03/14/16 16:24	1
Chlorobenzene	<1.0		9.6	1.0	ug/Kg	✱	03/14/16 13:31	03/14/16 16:24	1
Chloroethane	<0.84		9.6	0.84	ug/Kg	✱	03/14/16 13:31	03/14/16 16:24	1
Chloroform	<0.69		9.6	0.69	ug/Kg	✱	03/14/16 13:31	03/14/16 16:24	1
Chloromethane	<1.5		9.6	1.5	ug/Kg	✱	03/14/16 13:31	03/14/16 16:24	1
1,1-Dichloroethane	<0.65		9.6	0.65	ug/Kg	✱	03/14/16 13:31	03/14/16 16:24	1
1,2-Dichloroethane	<0.88		9.6	0.88	ug/Kg	✱	03/14/16 13:31	03/14/16 16:24	1
1,1-Dichloroethene	<1.5		9.6	1.5	ug/Kg	✱	03/14/16 13:31	03/14/16 16:24	1
1,2-Dichloropropane	<0.27		9.6	0.27	ug/Kg	✱	03/14/16 13:31	03/14/16 16:24	1
1,2,4-Trimethylbenzene	<1.1		9.6	1.1	ug/Kg	✱	03/14/16 13:31	03/14/16 16:24	1
cis-1,3-Dichloropropene	<1.4		9.6	1.4	ug/Kg	✱	03/14/16 13:31	03/14/16 16:24	1
trans-1,3-Dichloropropene	<0.56		9.6	0.56	ug/Kg	✱	03/14/16 13:31	03/14/16 16:24	1
Ethylbenzene	<0.61		9.6	0.61	ug/Kg	✱	03/14/16 13:31	03/14/16 16:24	1
2-Hexanone	<1.3		38	1.3	ug/Kg	✱	03/14/16 13:31	03/14/16 16:24	1
<b>Methylene Chloride</b>	<b>2.0</b>	<b>J B</b>	9.6	1.4	ug/Kg	✱	03/14/16 13:31	03/14/16 16:24	1
4-Methyl-2-pentanone (MIBK)	<2.3		38	2.3	ug/Kg	✱	03/14/16 13:31	03/14/16 16:24	1
Styrene	<0.77		9.6	0.77	ug/Kg	✱	03/14/16 13:31	03/14/16 16:24	1
1,1,2,2-Tetrachloroethane	<0.59		9.6	0.59	ug/Kg	✱	03/14/16 13:31	03/14/16 16:24	1
Tetrachloroethene	<1.5		9.6	1.5	ug/Kg	✱	03/14/16 13:31	03/14/16 16:24	1
Toluene	<0.52		9.6	0.52	ug/Kg	✱	03/14/16 13:31	03/14/16 16:24	1
Trichloroethene	<0.73		9.6	0.73	ug/Kg	✱	03/14/16 13:31	03/14/16 16:24	1
1,3,5-Trimethylbenzene	<0.56		9.6	0.56	ug/Kg	✱	03/14/16 13:31	03/14/16 16:24	1
Vinyl chloride	<0.58		9.6	0.58	ug/Kg	✱	03/14/16 13:31	03/14/16 16:24	1
Xylenes, Total	<1.0		19	1.0	ug/Kg	✱	03/14/16 13:31	03/14/16 16:24	1
1,1,1-Trichloroethane	<1.2		9.6	1.2	ug/Kg	✱	03/14/16 13:31	03/14/16 16:24	1
1,1,2-Trichloroethane	<0.71		9.6	0.71	ug/Kg	✱	03/14/16 13:31	03/14/16 16:24	1
Cyclohexane	<0.92		19	0.92	ug/Kg	✱	03/14/16 13:31	03/14/16 16:24	1
1,2-Dibromo-3-Chloropropane	<5.2		19	5.2	ug/Kg	✱	03/14/16 13:31	03/14/16 16:24	1
Ethylene Dibromide	<1.0		9.6	1.0	ug/Kg	✱	03/14/16 13:31	03/14/16 16:24	1
Dichlorodifluoromethane	<0.54		9.6	0.54	ug/Kg	✱	03/14/16 13:31	03/14/16 16:24	1
cis-1,2-Dichloroethene	<0.54		9.6	0.54	ug/Kg	✱	03/14/16 13:31	03/14/16 16:24	1
trans-1,2-Dichloroethene	<0.61		9.6	0.61	ug/Kg	✱	03/14/16 13:31	03/14/16 16:24	1
Isopropylbenzene	<0.38		9.6	0.38	ug/Kg	✱	03/14/16 13:31	03/14/16 16:24	1
Methyl acetate	<3.9		19	3.9	ug/Kg	✱	03/14/16 13:31	03/14/16 16:24	1
Methyl tert-butyl ether	<0.83		9.6	0.83	ug/Kg	✱	03/14/16 13:31	03/14/16 16:24	1
1,1,2-Trichloro-1,2,2-trifluoroethane	<0.81		9.6	0.81	ug/Kg	✱	03/14/16 13:31	03/14/16 16:24	1
1,2,4-Trichlorobenzene	<0.73		9.6	0.73	ug/Kg	✱	03/14/16 13:31	03/14/16 16:24	1
1,2-Dichlorobenzene	<0.65		9.6	0.65	ug/Kg	✱	03/14/16 13:31	03/14/16 16:24	1
1,3-Dichlorobenzene	<1.3		9.6	1.3	ug/Kg	✱	03/14/16 13:31	03/14/16 16:24	1
1,4-Dichlorobenzene	<0.54		9.6	0.54	ug/Kg	✱	03/14/16 13:31	03/14/16 16:24	1
Trichlorofluoromethane	<0.56		9.6	0.56	ug/Kg	✱	03/14/16 13:31	03/14/16 16:24	1
Chlorodibromomethane	<0.71		9.6	0.71	ug/Kg	✱	03/14/16 13:31	03/14/16 16:24	1

TestAmerica Canton

# Client Sample Results

Client: GHD Services Inc.  
Project/Site: 58505, Janesville WI, SSOW 108014

TestAmerica Job ID: 240-62022-1

**Client Sample ID: SE-031016-JN-014**

**Lab Sample ID: 240-62022-4**

**Date Collected: 03/10/16 10:35**

**Matrix: Solid**

**Date Received: 03/11/16 10:40**

**Percent Solids: 49.2**

## Method: 8260B - Volatile Organic Compounds (GC/MS) (Continued)

Analyte	Result	Qualifier	LOQ	LOD	Unit	D	Prepared	Analyzed	Dil Fac
Methylcyclohexane	2.8	J	19	1.1	ug/Kg	☼	03/14/16 13:31	03/14/16 16:24	1
Surrogate	%Recovery	Qualifier	Limits				Prepared	Analyzed	Dil Fac
1,2-Dichloroethane-d4 (Surr)	96		58 - 123				03/14/16 13:31	03/14/16 16:24	1
4-Bromofluorobenzene (Surr)	111		52 - 136				03/14/16 13:31	03/14/16 16:24	1
Toluene-d8 (Surr)	107		67 - 125				03/14/16 13:31	03/14/16 16:24	1
Dibromofluoromethane (Surr)	98		37 - 132				03/14/16 13:31	03/14/16 16:24	1

## Method: 8270C - Semivolatile Organic Compounds (GC/MS)

Analyte	Result	Qualifier	LOQ	LOD	Unit	D	Prepared	Analyzed	Dil Fac
1,1'-Biphenyl	<71		1000	71	ug/Kg	☼	03/14/16 07:06	03/19/16 19:14	10
bis (2-chloroisopropyl) ether	<190		2000	190	ug/Kg	☼	03/14/16 07:06	03/19/16 19:14	10
2,4,5-Trichlorophenol	<510		3000	510	ug/Kg	☼	03/14/16 07:06	03/19/16 19:14	10
2,4,6-Trichlorophenol	<180		3000	180	ug/Kg	☼	03/14/16 07:06	03/19/16 19:14	10
2,4-Dichlorophenol	<410		3000	410	ug/Kg	☼	03/14/16 07:06	03/19/16 19:14	10
2,4-Dimethylphenol	<410		3000	410	ug/Kg	☼	03/14/16 07:06	03/19/16 19:14	10
2,4-Dinitrophenol	<430		6700	430	ug/Kg	☼	03/14/16 07:06	03/19/16 19:14	10
2,4-Dinitrotoluene	<350		4100	350	ug/Kg	☼	03/14/16 07:06	03/19/16 19:14	10
2,6-Dinitrotoluene	<430		4100	430	ug/Kg	☼	03/14/16 07:06	03/19/16 19:14	10
2-Chloronaphthalene	<9.1		1000	9.1	ug/Kg	☼	03/14/16 07:06	03/19/16 19:14	10
2-Chlorophenol	<170		1000	170	ug/Kg	☼	03/14/16 07:06	03/19/16 19:14	10
2-Methylnaphthalene	<10		140	10	ug/Kg	☼	03/14/16 07:06	03/19/16 19:14	10
2-Methylphenol	<220		4100	220	ug/Kg	☼	03/14/16 07:06	03/19/16 19:14	10
2-Nitroaniline	<180		4100	180	ug/Kg	☼	03/14/16 07:06	03/19/16 19:14	10
2-Nitrophenol	<170		1000	170	ug/Kg	☼	03/14/16 07:06	03/19/16 19:14	10
3,3'-Dichlorobenzidine	<370		2000	370	ug/Kg	☼	03/14/16 07:06	03/19/16 19:14	10
3-Nitroaniline	<320		4100	320	ug/Kg	☼	03/14/16 07:06	03/19/16 19:14	10
4,6-Dinitro-2-methylphenol	<190		3000	190	ug/Kg	☼	03/14/16 07:06	03/19/16 19:14	10
4-Bromophenyl phenyl ether	<260		1000	260	ug/Kg	☼	03/14/16 07:06	03/19/16 19:14	10
4-Chloro-3-methylphenol	<430		3000	430	ug/Kg	☼	03/14/16 07:06	03/19/16 19:14	10
4-Chloroaniline	<350		3000	350	ug/Kg	☼	03/14/16 07:06	03/19/16 19:14	10
4-Chlorophenyl phenyl ether	<260		1000	260	ug/Kg	☼	03/14/16 07:06	03/19/16 19:14	10
4-Nitroaniline	<530		4100	530	ug/Kg	☼	03/14/16 07:06	03/19/16 19:14	10
4-Nitrophenol	<350		6700	350	ug/Kg	☼	03/14/16 07:06	03/19/16 19:14	10
Acetophenone	<190		2000	190	ug/Kg	☼	03/14/16 07:06	03/19/16 19:14	10
Atrazine	<180		4100	180	ug/Kg	☼	03/14/16 07:06	03/19/16 19:14	10
Benzaldehyde	<240		2000	240	ug/Kg	☼	03/14/16 07:06	03/19/16 19:14	10
Bis(2-chloroethoxy)methane	<450		2000	450	ug/Kg	☼	03/14/16 07:06	03/19/16 19:14	10
Bis(2-chloroethyl)ether	<41		2000	41	ug/Kg	☼	03/14/16 07:06	03/19/16 19:14	10
Bis(2-ethylhexyl) phthalate	<390		1400	390	ug/Kg	☼	03/14/16 07:06	03/19/16 19:14	10
Butyl benzyl phthalate	<200		1400	200	ug/Kg	☼	03/14/16 07:06	03/19/16 19:14	10
Caprolactam	<750		6700	750	ug/Kg	☼	03/14/16 07:06	03/19/16 19:14	10
Carbazole	<550		1000	550	ug/Kg	☼	03/14/16 07:06	03/19/16 19:14	10
Dibenzofuran	<13		1000	13	ug/Kg	☼	03/14/16 07:06	03/19/16 19:14	10
Diethyl phthalate	<320		1400	320	ug/Kg	☼	03/14/16 07:06	03/19/16 19:14	10
Dimethyl phthalate	<350		1400	350	ug/Kg	☼	03/14/16 07:06	03/19/16 19:14	10
Di-n-butyl phthalate	<300		1400	300	ug/Kg	☼	03/14/16 07:06	03/19/16 19:14	10
Di-n-octyl phthalate	<160		1400	160	ug/Kg	☼	03/14/16 07:06	03/19/16 19:14	10
Hexachlorobenzene	<43		140	43	ug/Kg	☼	03/14/16 07:06	03/19/16 19:14	10
Hexachlorobutadiene	<110		1000	110	ug/Kg	☼	03/14/16 07:06	03/19/16 19:14	10

TestAmerica Canton

# Client Sample Results

Client: GHD Services Inc.  
Project/Site: 58505, Janesville WI, SSOW 108014

TestAmerica Job ID: 240-62022-1

**Client Sample ID: SE-031016-JN-014**

**Lab Sample ID: 240-62022-4**

**Date Collected: 03/10/16 10:35**

**Matrix: Solid**

**Date Received: 03/11/16 10:40**

**Percent Solids: 49.2**

## Method: 8270C - Semivolatile Organic Compounds (GC/MS) (Continued)

Analyte	Result	Qualifier	LOQ	LOD	Unit	D	Prepared	Analyzed	Dil Fac
Hexachlorocyclopentadiene	<160		6700	160	ug/Kg	☼	03/14/16 07:06	03/19/16 19:14	10
Hexachloroethane	<180		1000	180	ug/Kg	☼	03/14/16 07:06	03/19/16 19:14	10
Isophorone	<260		1000	260	ug/Kg	☼	03/14/16 07:06	03/19/16 19:14	10
Nitrobenzene	<45		2000	45	ug/Kg	☼	03/14/16 07:06	03/19/16 19:14	10
N-Nitrosodi-n-propylamine	<130		1000	130	ug/Kg	☼	03/14/16 07:06	03/19/16 19:14	10
N-Nitrosodiphenylamine	<430		1000	430	ug/Kg	☼	03/14/16 07:06	03/19/16 19:14	10
Pentachlorophenol	<180		3000	180	ug/Kg	☼	03/14/16 07:06	03/19/16 19:14	10
Phenol	<150		1000	150	ug/Kg	☼	03/14/16 07:06	03/19/16 19:14	10
3 & 4 Methylphenol	<410		8100	410	ug/Kg	☼	03/14/16 07:06	03/19/16 19:14	10

Surrogate	%Recovery	Qualifier	Limits	Prepared	Analyzed	Dil Fac
2-Fluorobiphenyl (Surr)	69		24 - 110	03/14/16 07:06	03/19/16 19:14	10
2-Fluorophenol (Surr)	80		24 - 110	03/14/16 07:06	03/19/16 19:14	10
2,4,6-Tribromophenol (Surr)	52		10 - 110	03/14/16 07:06	03/19/16 19:14	10
Nitrobenzene-d5 (Surr)	84		20 - 110	03/14/16 07:06	03/19/16 19:14	10
Phenol-d5 (Surr)	82		26 - 110	03/14/16 07:06	03/19/16 19:14	10
Terphenyl-d14 (Surr)	71		36 - 110	03/14/16 07:06	03/19/16 19:14	10

## Method: 1630 - Methyl Mercury (GC)

Analyte	Result	Qualifier	LOQ	LOD	Unit	D	Prepared	Analyzed	Dil Fac
Methyl Mercury	0.97		0.19	0.058	ug/Kg	☼	03/14/16 11:58	03/18/16 22:50	1

Surrogate	%Recovery	Qualifier	Limits	Prepared	Analyzed	Dil Fac
n-Propyl Mercury Chloride	27		10 - 149	03/14/16 11:58	03/18/16 22:50	1

## Method: 8082 - Polychlorinated Biphenyls (PCBs) by Gas Chromatography

Analyte	Result	Qualifier	LOQ	LOD	Unit	D	Prepared	Analyzed	Dil Fac
Aroclor-1016	<24		66	24	ug/Kg	☼	03/18/16 08:15	03/23/16 21:59	1
Aroclor-1221	<32		66	32	ug/Kg	☼	03/18/16 08:15	03/23/16 21:59	1
Aroclor-1232	<40		66	40	ug/Kg	☼	03/18/16 08:15	03/23/16 21:59	1
Aroclor-1242	<22		66	22	ug/Kg	☼	03/18/16 08:15	03/23/16 21:59	1
Aroclor-1248	<16		66	16	ug/Kg	☼	03/18/16 08:15	03/23/16 21:59	1
Aroclor-1254	<28		66	28	ug/Kg	☼	03/18/16 08:15	03/23/16 21:59	1
Aroclor-1260	<18		66	18	ug/Kg	☼	03/18/16 08:15	03/23/16 21:59	1
Aroclor-1262	<20		66	20	ug/Kg	☼	03/18/16 08:15	03/23/16 21:59	1
Aroclor-1268	<26		66	26	ug/Kg	☼	03/18/16 08:15	03/23/16 21:59	1

Surrogate	%Recovery	Qualifier	Limits	Prepared	Analyzed	Dil Fac
Tetrachloro-m-xylene	18		13 - 134	03/18/16 08:15	03/23/16 21:59	1
DCB Decachlorobiphenyl	18		10 - 155	03/18/16 08:15	03/23/16 21:59	1

## Method: 6020 - Metals (ICP/MS)

Analyte	Result	Qualifier	LOQ	LOD	Unit	D	Prepared	Analyzed	Dil Fac
Silver	0.15	J	0.34	0.0024	mg/Kg	☼	03/14/16 10:54	03/21/16 20:53	2
Arsenic	6.2		1.7	0.045	mg/Kg	☼	03/14/16 10:54	03/23/16 00:47	2
Beryllium	0.53		0.34	0.019	mg/Kg	☼	03/14/16 10:54	03/23/16 00:47	2
Cadmium	0.62		0.34	0.0064	mg/Kg	☼	03/14/16 10:54	03/21/16 20:53	2
Cobalt	5.7	B	0.34	0.0029	mg/Kg	☼	03/14/16 10:54	03/21/16 20:53	2
Chromium	20.4	B	0.69	0.10	mg/Kg	☼	03/14/16 10:54	03/21/16 20:53	2
Copper	26.4	B	0.69	0.17	mg/Kg	☼	03/14/16 10:54	03/21/16 20:53	2
Manganese	355		1.7	0.21	mg/Kg	☼	03/14/16 10:54	03/21/16 20:53	2

TestAmerica Canton

# Client Sample Results

Client: GHD Services Inc.  
 Project/Site: 58505, Janesville WI, SSOW 108014

TestAmerica Job ID: 240-62022-1

**Client Sample ID: SE-031016-JN-014**

**Lab Sample ID: 240-62022-4**

**Date Collected: 03/10/16 10:35**

**Matrix: Solid**

**Date Received: 03/11/16 10:40**

**Percent Solids: 49.2**

**Method: 6020 - Metals (ICP/MS) (Continued)**

Analyte	Result	Qualifier	LOQ	LOD	Unit	D	Prepared	Analyzed	Dil Fac
Nickel	13.7	B	0.69	0.067	mg/Kg	☼	03/14/16 10:54	03/21/16 20:53	2
Lead	137	B	0.34	0.077	mg/Kg	☼	03/14/16 10:54	03/23/16 13:24	2
Antimony	0.27	J	0.69	0.024	mg/Kg	☼	03/14/16 10:54	03/23/16 00:47	2
Selenium	1.5	J	1.7	0.069	mg/Kg	☼	03/14/16 10:54	03/21/16 20:53	2
Thallium	0.21	J	0.69	0.033	mg/Kg	☼	03/14/16 10:54	03/21/16 20:53	2
Vanadium	21.5		1.7	0.064	mg/Kg	☼	03/14/16 10:54	03/21/16 20:53	2
Zinc	213		6.9	0.86	mg/Kg	☼	03/14/16 10:54	03/23/16 00:47	2
Barium	153	B	1.7	0.38	mg/Kg	☼	03/14/16 10:54	03/23/16 00:47	2

**Method: 7471A - Mercury (CVAA)**

Analyte	Result	Qualifier	LOQ	LOD	Unit	D	Prepared	Analyzed	Dil Fac
Mercury	27.5	B	2.2	0.31	mg/Kg	☼	03/14/16 15:00	03/15/16 09:10	10

**General Chemistry**

Analyte	Result	Qualifier	LOQ	LOD	Unit	D	Prepared	Analyzed	Dil Fac
Total Organic Carbon	71900		2030	1020	mg/Kg	☼		03/22/16 10:54	1
Percent Solids	49.3		0.1	0.1	%			03/14/16 16:52	1
Percent Moisture	50.7		0.1	0.1	%			03/14/16 16:52	1

# Client Sample Results

Client: GHD Services Inc.  
 Project/Site: 58505, Janesville WI, SSOW 108014

TestAmerica Job ID: 240-62022-1

**Client Sample ID: SE-031016-JN-015**

**Lab Sample ID: 240-62022-5**

**Date Collected: 03/10/16 10:40**

**Matrix: Solid**

**Date Received: 03/11/16 10:40**

**Percent Solids: 49.2**

**Method: 8260B - Volatile Organic Compounds (GC/MS)**

Analyte	Result	Qualifier	LOQ	LOD	Unit	D	Prepared	Analyzed	Dil Fac
<b>Acetone</b>	<b>36</b>	<b>B</b>	36	10	ug/Kg	☼	03/14/16 13:31	03/14/16 16:50	1
Benzene	<1.6		9.1	1.6	ug/Kg	☼	03/14/16 13:31	03/14/16 16:50	1
Dichlorobromomethane	<0.53		9.1	0.53	ug/Kg	☼	03/14/16 13:31	03/14/16 16:50	1
Bromoform	<0.44		9.1	0.44	ug/Kg	☼	03/14/16 13:31	03/14/16 16:50	1
Bromomethane	<0.77		9.1	0.77	ug/Kg	☼	03/14/16 13:31	03/14/16 16:50	1
<b>2-Butanone (MEK)</b>	<b>11</b>	<b>J B</b>	36	2.0	ug/Kg	☼	03/14/16 13:31	03/14/16 16:50	1
Carbon disulfide	<1.1		9.1	1.1	ug/Kg	☼	03/14/16 13:31	03/14/16 16:50	1
Carbon tetrachloride	<1.2		9.1	1.2	ug/Kg	☼	03/14/16 13:31	03/14/16 16:50	1
Chlorobenzene	<0.97		9.1	0.97	ug/Kg	☼	03/14/16 13:31	03/14/16 16:50	1
Chloroethane	<0.80		9.1	0.80	ug/Kg	☼	03/14/16 13:31	03/14/16 16:50	1
Chloroform	<0.66		9.1	0.66	ug/Kg	☼	03/14/16 13:31	03/14/16 16:50	1
Chloromethane	<1.4		9.1	1.4	ug/Kg	☼	03/14/16 13:31	03/14/16 16:50	1
1,1-Dichloroethane	<0.62		9.1	0.62	ug/Kg	☼	03/14/16 13:31	03/14/16 16:50	1
1,2-Dichloroethane	<0.84		9.1	0.84	ug/Kg	☼	03/14/16 13:31	03/14/16 16:50	1
1,1-Dichloroethene	<1.5		9.1	1.5	ug/Kg	☼	03/14/16 13:31	03/14/16 16:50	1
1,2-Dichloropropane	<0.26		9.1	0.26	ug/Kg	☼	03/14/16 13:31	03/14/16 16:50	1
1,2,4-Trimethylbenzene	<1.1		9.1	1.1	ug/Kg	☼	03/14/16 13:31	03/14/16 16:50	1
cis-1,3-Dichloropropene	<1.3		9.1	1.3	ug/Kg	☼	03/14/16 13:31	03/14/16 16:50	1
trans-1,3-Dichloropropene	<0.53		9.1	0.53	ug/Kg	☼	03/14/16 13:31	03/14/16 16:50	1
Ethylbenzene	<0.58		9.1	0.58	ug/Kg	☼	03/14/16 13:31	03/14/16 16:50	1
2-Hexanone	<1.2		36	1.2	ug/Kg	☼	03/14/16 13:31	03/14/16 16:50	1
<b>Methylene Chloride</b>	<b>2.1</b>	<b>J B</b>	9.1	1.3	ug/Kg	☼	03/14/16 13:31	03/14/16 16:50	1
4-Methyl-2-pentanone (MIBK)	<2.2		36	2.2	ug/Kg	☼	03/14/16 13:31	03/14/16 16:50	1
Styrene	<0.73		9.1	0.73	ug/Kg	☼	03/14/16 13:31	03/14/16 16:50	1
1,1,1,2-Tetrachloroethane	<0.57		9.1	0.57	ug/Kg	☼	03/14/16 13:31	03/14/16 16:50	1
Tetrachloroethene	<1.5		9.1	1.5	ug/Kg	☼	03/14/16 13:31	03/14/16 16:50	1
Toluene	<0.49		9.1	0.49	ug/Kg	☼	03/14/16 13:31	03/14/16 16:50	1
Trichloroethene	<0.69		9.1	0.69	ug/Kg	☼	03/14/16 13:31	03/14/16 16:50	1
1,3,5-Trimethylbenzene	<0.53		9.1	0.53	ug/Kg	☼	03/14/16 13:31	03/14/16 16:50	1
Vinyl chloride	<0.55		9.1	0.55	ug/Kg	☼	03/14/16 13:31	03/14/16 16:50	1
Xylenes, Total	<0.99		18	0.99	ug/Kg	☼	03/14/16 13:31	03/14/16 16:50	1
1,1,1-Trichloroethane	<1.2		9.1	1.2	ug/Kg	☼	03/14/16 13:31	03/14/16 16:50	1
1,1,2-Trichloroethane	<0.67		9.1	0.67	ug/Kg	☼	03/14/16 13:31	03/14/16 16:50	1
Cyclohexane	<0.88		18	0.88	ug/Kg	☼	03/14/16 13:31	03/14/16 16:50	1
1,2-Dibromo-3-Chloropropane	<4.9		18	4.9	ug/Kg	☼	03/14/16 13:31	03/14/16 16:50	1
Ethylene Dibromide	<0.97		9.1	0.97	ug/Kg	☼	03/14/16 13:31	03/14/16 16:50	1
Dichlorodifluoromethane	<0.51		9.1	0.51	ug/Kg	☼	03/14/16 13:31	03/14/16 16:50	1
cis-1,2-Dichloroethene	<0.51		9.1	0.51	ug/Kg	☼	03/14/16 13:31	03/14/16 16:50	1
trans-1,2-Dichloroethene	<0.58		9.1	0.58	ug/Kg	☼	03/14/16 13:31	03/14/16 16:50	1
Isopropylbenzene	<0.36		9.1	0.36	ug/Kg	☼	03/14/16 13:31	03/14/16 16:50	1
Methyl acetate	<3.7		18	3.7	ug/Kg	☼	03/14/16 13:31	03/14/16 16:50	1
Methyl tert-butyl ether	<0.78		9.1	0.78	ug/Kg	☼	03/14/16 13:31	03/14/16 16:50	1
1,1,2-Trichloro-1,2,2-trifluoroethane	<0.77		9.1	0.77	ug/Kg	☼	03/14/16 13:31	03/14/16 16:50	1
1,2,4-Trichlorobenzene	<0.69		9.1	0.69	ug/Kg	☼	03/14/16 13:31	03/14/16 16:50	1
1,2-Dichlorobenzene	<0.62		9.1	0.62	ug/Kg	☼	03/14/16 13:31	03/14/16 16:50	1
1,3-Dichlorobenzene	<1.3		9.1	1.3	ug/Kg	☼	03/14/16 13:31	03/14/16 16:50	1
1,4-Dichlorobenzene	<0.51		9.1	0.51	ug/Kg	☼	03/14/16 13:31	03/14/16 16:50	1
Trichlorofluoromethane	<0.53		9.1	0.53	ug/Kg	☼	03/14/16 13:31	03/14/16 16:50	1
Chlorodibromomethane	<0.67		9.1	0.67	ug/Kg	☼	03/14/16 13:31	03/14/16 16:50	1

TestAmerica Canton

# Client Sample Results

Client: GHD Services Inc.  
Project/Site: 58505, Janesville WI, SSOW 108014

TestAmerica Job ID: 240-62022-1

**Client Sample ID: SE-031016-JN-015**

**Lab Sample ID: 240-62022-5**

**Date Collected: 03/10/16 10:40**

**Matrix: Solid**

**Date Received: 03/11/16 10:40**

**Percent Solids: 49.2**

**Method: 8260B - Volatile Organic Compounds (GC/MS) (Continued)**

Analyte	Result	Qualifier	LOQ	LOD	Unit	D	Prepared	Analyzed	Dil Fac
Methylcyclohexane	<1.1		18	1.1	ug/Kg	☼	03/14/16 13:31	03/14/16 16:50	1
<b>Surrogate</b>	<b>%Recovery</b>	<b>Qualifier</b>	<b>Limits</b>				<b>Prepared</b>	<b>Analyzed</b>	<b>Dil Fac</b>
1,2-Dichloroethane-d4 (Surr)	96		58 - 123				03/14/16 13:31	03/14/16 16:50	1
4-Bromofluorobenzene (Surr)	104		52 - 136				03/14/16 13:31	03/14/16 16:50	1
Toluene-d8 (Surr)	105		67 - 125				03/14/16 13:31	03/14/16 16:50	1
Dibromofluoromethane (Surr)	102		37 - 132				03/14/16 13:31	03/14/16 16:50	1

**Method: 8270C - Semivolatile Organic Compounds (GC/MS)**

Analyte	Result	Qualifier	LOQ	LOD	Unit	D	Prepared	Analyzed	Dil Fac
1,1'-Biphenyl	<7.1		100	7.1	ug/Kg	☼	03/14/16 07:06	03/17/16 16:46	1
bis (2-chloroisopropyl) ether	<19		200	19	ug/Kg	☼	03/14/16 07:06	03/17/16 16:46	1
2,4,5-Trichlorophenol	<51		310	51	ug/Kg	☼	03/14/16 07:06	03/17/16 16:46	1
2,4,6-Trichlorophenol	<18		310	18	ug/Kg	☼	03/14/16 07:06	03/17/16 16:46	1
2,4-Dichlorophenol	<41		310	41	ug/Kg	☼	03/14/16 07:06	03/17/16 16:46	1
2,4-Dimethylphenol	<41		310	41	ug/Kg	☼	03/14/16 07:06	03/17/16 16:46	1
2,4-Dinitrophenol	<43		670	43	ug/Kg	☼	03/14/16 07:06	03/17/16 16:46	1
2,4-Dinitrotoluene	<35		410	35	ug/Kg	☼	03/14/16 07:06	03/17/16 16:46	1
2,6-Dinitrotoluene	<43		410	43	ug/Kg	☼	03/14/16 07:06	03/17/16 16:46	1
2-Chloronaphthalene	<0.92		100	0.92	ug/Kg	☼	03/14/16 07:06	03/17/16 16:46	1
2-Chlorophenol	<17		100	17	ug/Kg	☼	03/14/16 07:06	03/17/16 16:46	1
2-Methylnaphthalene	<1.0		14	1.0	ug/Kg	☼	03/14/16 07:06	03/17/16 16:46	1
2-Methylphenol	<22		410	22	ug/Kg	☼	03/14/16 07:06	03/17/16 16:46	1
2-Nitroaniline	<19		410	19	ug/Kg	☼	03/14/16 07:06	03/17/16 16:46	1
2-Nitrophenol	<17		100	17	ug/Kg	☼	03/14/16 07:06	03/17/16 16:46	1
3,3'-Dichlorobenzidine	<37		200	37	ug/Kg	☼	03/14/16 07:06	03/17/16 16:46	1
3-Nitroaniline	<33		410	33	ug/Kg	☼	03/14/16 07:06	03/17/16 16:46	1
4,6-Dinitro-2-methylphenol	<19		310	19	ug/Kg	☼	03/14/16 07:06	03/17/16 16:46	1
4-Bromophenyl phenyl ether	<26		100	26	ug/Kg	☼	03/14/16 07:06	03/17/16 16:46	1
4-Chloro-3-methylphenol	<43		310	43	ug/Kg	☼	03/14/16 07:06	03/17/16 16:46	1
4-Chloroaniline	<35		310	35	ug/Kg	☼	03/14/16 07:06	03/17/16 16:46	1
4-Chlorophenyl phenyl ether	<26		100	26	ug/Kg	☼	03/14/16 07:06	03/17/16 16:46	1
4-Nitroaniline	<53		410	53	ug/Kg	☼	03/14/16 07:06	03/17/16 16:46	1
4-Nitrophenol	<35		670	35	ug/Kg	☼	03/14/16 07:06	03/17/16 16:46	1
Acetophenone	<19		200	19	ug/Kg	☼	03/14/16 07:06	03/17/16 16:46	1
Atrazine	<19		410	19	ug/Kg	☼	03/14/16 07:06	03/17/16 16:46	1
Benzaldehyde	<24		200	24	ug/Kg	☼	03/14/16 07:06	03/17/16 16:46	1
Bis(2-chloroethoxy)methane	<45		200	45	ug/Kg	☼	03/14/16 07:06	03/17/16 16:46	1
Bis(2-chloroethyl)ether	<4.1		200	4.1	ug/Kg	☼	03/14/16 07:06	03/17/16 16:46	1
<b>Bis(2-ethylhexyl) phthalate</b>	<b>43</b>	<b>J B</b>	140	39	ug/Kg	☼	03/14/16 07:06	03/17/16 16:46	1
Butyl benzyl phthalate	<20		140	20	ug/Kg	☼	03/14/16 07:06	03/17/16 16:46	1
Caprolactam	<75		670	75	ug/Kg	☼	03/14/16 07:06	03/17/16 16:46	1
Carbazole	<55		100	55	ug/Kg	☼	03/14/16 07:06	03/17/16 16:46	1
Dibenzofuran	<1.3		100	1.3	ug/Kg	☼	03/14/16 07:06	03/17/16 16:46	1
Diethyl phthalate	<33		140	33	ug/Kg	☼	03/14/16 07:06	03/17/16 16:46	1
Dimethyl phthalate	<35		140	35	ug/Kg	☼	03/14/16 07:06	03/17/16 16:46	1
Di-n-butyl phthalate	<31		140	31	ug/Kg	☼	03/14/16 07:06	03/17/16 16:46	1
Di-n-octyl phthalate	<16		140	16	ug/Kg	☼	03/14/16 07:06	03/17/16 16:46	1
Hexachlorobenzene	<4.3		14	4.3	ug/Kg	☼	03/14/16 07:06	03/17/16 16:46	1
Hexachlorobutadiene	<11		100	11	ug/Kg	☼	03/14/16 07:06	03/17/16 16:46	1

TestAmerica Canton



# Client Sample Results

Client: GHD Services Inc.  
Project/Site: 58505, Janesville WI, SSOW 108014

TestAmerica Job ID: 240-62022-1

**Client Sample ID: SE-031016-JN-015**

**Lab Sample ID: 240-62022-5**

**Date Collected: 03/10/16 10:40**

**Matrix: Solid**

**Date Received: 03/11/16 10:40**

**Percent Solids: 49.2**

## Method: 8270C - Semivolatile Organic Compounds (GC/MS) (Continued)

Analyte	Result	Qualifier	LOQ	LOD	Unit	D	Prepared	Analyzed	Dil Fac
Hexachlorocyclopentadiene	<16		670	16	ug/Kg	☼	03/14/16 07:06	03/17/16 16:46	1
Hexachloroethane	<18		100	18	ug/Kg	☼	03/14/16 07:06	03/17/16 16:46	1
Isophorone	<26		100	26	ug/Kg	☼	03/14/16 07:06	03/17/16 16:46	1
Nitrobenzene	<4.5		200	4.5	ug/Kg	☼	03/14/16 07:06	03/17/16 16:46	1
N-Nitrosodi-n-propylamine	<13		100	13	ug/Kg	☼	03/14/16 07:06	03/17/16 16:46	1
N-Nitrosodiphenylamine	<43		100	43	ug/Kg	☼	03/14/16 07:06	03/17/16 16:46	1
Pentachlorophenol	<19		310	19	ug/Kg	☼	03/14/16 07:06	03/17/16 16:46	1
<b>Phenol</b>	<b>26</b>	<b>J</b>	100	15	ug/Kg	☼	03/14/16 07:06	03/17/16 16:46	1
3 & 4 Methylphenol	<41		810	41	ug/Kg	☼	03/14/16 07:06	03/17/16 16:46	1
Fluorene	<1.1		14	1.1	ug/Kg	☼	03/14/16 07:06	03/17/16 16:46	1
Acenaphthylene	<0.71		14	0.71	ug/Kg	☼	03/14/16 07:06	03/17/16 16:46	1
<b>Benzo[g,h,i]perylene</b>	<b>10</b>	<b>J</b>	14	0.71	ug/Kg	☼	03/14/16 07:06	03/17/16 16:46	1
<b>Phenanthrene</b>	<b>36</b>		14	1.5	ug/Kg	☼	03/14/16 07:06	03/17/16 16:46	1
Benzo[k]fluoranthene	<1.4		14	1.4	ug/Kg	☼	03/14/16 07:06	03/17/16 16:46	1
<b>Benzo[a]pyrene</b>	<b>19</b>		14	1.3	ug/Kg	☼	03/14/16 07:06	03/17/16 16:46	1
<b>Anthracene</b>	<b>8.3</b>	<b>J</b>	14	1.6	ug/Kg	☼	03/14/16 07:06	03/17/16 16:46	1
<b>Pyrene</b>	<b>49</b>		14	0.90	ug/Kg	☼	03/14/16 07:06	03/17/16 16:46	1
Dibenz(a,h)anthracene	<1.3		14	1.3	ug/Kg	☼	03/14/16 07:06	03/17/16 16:46	1
Naphthalene	<1.7		14	1.7	ug/Kg	☼	03/14/16 07:06	03/17/16 16:46	1
<b>Fluoranthene</b>	<b>45</b>		14	1.1	ug/Kg	☼	03/14/16 07:06	03/17/16 16:46	1
<b>Benzo[a]anthracene</b>	<b>24</b>		14	1.3	ug/Kg	☼	03/14/16 07:06	03/17/16 16:46	1
<b>Indeno[1,2,3-cd]pyrene</b>	<b>12</b>	<b>J</b>	14	0.71	ug/Kg	☼	03/14/16 07:06	03/17/16 16:46	1
<b>Chrysene</b>	<b>28</b>		14	2.2	ug/Kg	☼	03/14/16 07:06	03/17/16 16:46	1
Acenaphthene	<1.5		14	1.5	ug/Kg	☼	03/14/16 07:06	03/17/16 16:46	1
<b>Benzo[b]fluoranthene</b>	<b>25</b>		14	1.2	ug/Kg	☼	03/14/16 07:06	03/17/16 16:46	1

Surrogate	%Recovery	Qualifier	Limits	Prepared	Analyzed	Dil Fac
2-Fluorobiphenyl (Surr)	56		24 - 110	03/14/16 07:06	03/17/16 16:46	1
2-Fluorophenol (Surr)	59		24 - 110	03/14/16 07:06	03/17/16 16:46	1
2,4,6-Tribromophenol (Surr)	49		10 - 110	03/14/16 07:06	03/17/16 16:46	1
Nitrobenzene-d5 (Surr)	50		20 - 110	03/14/16 07:06	03/17/16 16:46	1
Phenol-d5 (Surr)	59		26 - 110	03/14/16 07:06	03/17/16 16:46	1
Terphenyl-d14 (Surr)	64		36 - 110	03/14/16 07:06	03/17/16 16:46	1

## Method: 8082 - Polychlorinated Biphenyls (PCBs) by Gas Chromatography

Analyte	Result	Qualifier	LOQ	LOD	Unit	D	Prepared	Analyzed	Dil Fac
Aroclor-1016	<24		67	24	ug/Kg	☼	03/18/16 08:15	03/23/16 22:17	1
Aroclor-1221	<32		67	32	ug/Kg	☼	03/18/16 08:15	03/23/16 22:17	1
Aroclor-1232	<41		67	41	ug/Kg	☼	03/18/16 08:15	03/23/16 22:17	1
Aroclor-1242	<22		67	22	ug/Kg	☼	03/18/16 08:15	03/23/16 22:17	1
Aroclor-1248	<16		67	16	ug/Kg	☼	03/18/16 08:15	03/23/16 22:17	1
Aroclor-1254	<28		67	28	ug/Kg	☼	03/18/16 08:15	03/23/16 22:17	1
Aroclor-1260	<18		67	18	ug/Kg	☼	03/18/16 08:15	03/23/16 22:17	1
Aroclor-1262	<20		67	20	ug/Kg	☼	03/18/16 08:15	03/23/16 22:17	1
Aroclor-1268	<26		67	26	ug/Kg	☼	03/18/16 08:15	03/23/16 22:17	1

Surrogate	%Recovery	Qualifier	Limits	Prepared	Analyzed	Dil Fac
Tetrachloro-m-xylene	54		13 - 134	03/18/16 08:15	03/23/16 22:17	1
DCB Decachlorobiphenyl	51		10 - 155	03/18/16 08:15	03/23/16 22:17	1

TestAmerica Canton

# Client Sample Results

Client: GHD Services Inc.  
 Project/Site: 58505, Janesville WI, SSOW 108014

TestAmerica Job ID: 240-62022-1

**Client Sample ID: SE-031016-JN-015**

**Lab Sample ID: 240-62022-5**

**Date Collected: 03/10/16 10:40**

**Matrix: Solid**

**Date Received: 03/11/16 10:40**

**Percent Solids: 49.2**

**Method: 6020 - Metals (ICP/MS)**

Analyte	Result	Qualifier	LOQ	LOD	Unit	D	Prepared	Analyzed	Dil Fac
Silver	0.080	J	0.32	0.0023	mg/Kg	☼	03/14/16 10:54	03/21/16 20:57	2
Arsenic	3.9		1.6	0.042	mg/Kg	☼	03/14/16 10:54	03/23/16 00:51	2
Beryllium	0.57		0.32	0.018	mg/Kg	☼	03/14/16 10:54	03/23/16 00:51	2
Cadmium	0.29	J	0.32	0.0060	mg/Kg	☼	03/14/16 10:54	03/21/16 20:57	2
Cobalt	5.9	B	0.32	0.0027	mg/Kg	☼	03/14/16 10:54	03/21/16 20:57	2
Chromium	17.0	B	0.65	0.097	mg/Kg	☼	03/14/16 10:54	03/21/16 20:57	2
Copper	15.4	B	0.65	0.16	mg/Kg	☼	03/14/16 10:54	03/21/16 20:57	2
Manganese	343		1.6	0.19	mg/Kg	☼	03/14/16 10:54	03/21/16 20:57	2
Nickel	13.5	B	0.65	0.063	mg/Kg	☼	03/14/16 10:54	03/21/16 20:57	2
Lead	21.4	B	0.32	0.073	mg/Kg	☼	03/14/16 10:54	03/23/16 13:28	2
Antimony	0.078	J	0.65	0.023	mg/Kg	☼	03/14/16 10:54	03/23/16 00:51	2
Selenium	1.4	J	1.6	0.065	mg/Kg	☼	03/14/16 10:54	03/21/16 20:57	2
Thallium	0.16	J	0.65	0.031	mg/Kg	☼	03/14/16 10:54	03/21/16 20:57	2
Vanadium	22.4		1.6	0.060	mg/Kg	☼	03/14/16 10:54	03/21/16 20:57	2
Zinc	68.1		6.5	0.81	mg/Kg	☼	03/14/16 10:54	03/23/16 00:51	2
Barium	142	B	1.6	0.35	mg/Kg	☼	03/14/16 10:54	03/23/16 00:51	2

**Method: 7471A - Mercury (CVAA)**

Analyte	Result	Qualifier	LOQ	LOD	Unit	D	Prepared	Analyzed	Dil Fac
Mercury	0.93	B	0.17	0.024	mg/Kg	☼	03/14/16 15:00	03/15/16 08:58	1

**General Chemistry**

Analyte	Result	Qualifier	LOQ	LOD	Unit	D	Prepared	Analyzed	Dil Fac
Total Organic Carbon	51000		2030	1020	mg/Kg	☼		03/22/16 11:04	1
Percent Solids	49.2		0.1	0.1	%			03/14/16 16:52	1
Percent Moisture	50.8		0.1	0.1	%			03/14/16 16:52	1

# Client Sample Results

Client: GHD Services Inc.  
 Project/Site: 58505, Janesville WI, SSOW 108014

TestAmerica Job ID: 240-62022-1

**Client Sample ID: SE-031016-JN-016**

**Lab Sample ID: 240-62022-6**

**Date Collected: 03/10/16 10:45**

**Matrix: Solid**

**Date Received: 03/11/16 10:40**

**Percent Solids: 45.5**

**Method: 8260B - Volatile Organic Compounds (GC/MS)**

Analyte	Result	Qualifier	LOQ	LOD	Unit	D	Prepared	Analyzed	Dil Fac
<b>Acetone</b>	<b>37</b>	<b>J B</b>	43	12	ug/Kg	☼	03/14/16 13:31	03/14/16 17:16	1
Benzene	<1.9		11	1.9	ug/Kg	☼	03/14/16 13:31	03/14/16 17:16	1
Dichlorobromomethane	<0.62		11	0.62	ug/Kg	☼	03/14/16 13:31	03/14/16 17:16	1
Bromoform	<0.52		11	0.52	ug/Kg	☼	03/14/16 13:31	03/14/16 17:16	1
Bromomethane	<0.90		11	0.90	ug/Kg	☼	03/14/16 13:31	03/14/16 17:16	1
<b>2-Butanone (MEK)</b>	<b>10</b>	<b>J B</b>	43	2.4	ug/Kg	☼	03/14/16 13:31	03/14/16 17:16	1
Carbon disulfide	<1.3		11	1.3	ug/Kg	☼	03/14/16 13:31	03/14/16 17:16	1
Carbon tetrachloride	<1.4		11	1.4	ug/Kg	☼	03/14/16 13:31	03/14/16 17:16	1
Chlorobenzene	<1.1		11	1.1	ug/Kg	☼	03/14/16 13:31	03/14/16 17:16	1
Chloroethane	<0.95		11	0.95	ug/Kg	☼	03/14/16 13:31	03/14/16 17:16	1
Chloroform	<0.78		11	0.78	ug/Kg	☼	03/14/16 13:31	03/14/16 17:16	1
Chloromethane	<1.7		11	1.7	ug/Kg	☼	03/14/16 13:31	03/14/16 17:16	1
1,1-Dichloroethane	<0.73		11	0.73	ug/Kg	☼	03/14/16 13:31	03/14/16 17:16	1
1,2-Dichloroethane	<0.99		11	0.99	ug/Kg	☼	03/14/16 13:31	03/14/16 17:16	1
1,1-Dichloroethene	<1.7		11	1.7	ug/Kg	☼	03/14/16 13:31	03/14/16 17:16	1
1,2-Dichloropropane	<0.30		11	0.30	ug/Kg	☼	03/14/16 13:31	03/14/16 17:16	1
1,2,4-Trimethylbenzene	<1.2		11	1.2	ug/Kg	☼	03/14/16 13:31	03/14/16 17:16	1
cis-1,3-Dichloropropene	<1.5		11	1.5	ug/Kg	☼	03/14/16 13:31	03/14/16 17:16	1
trans-1,3-Dichloropropene	<0.62		11	0.62	ug/Kg	☼	03/14/16 13:31	03/14/16 17:16	1
Ethylbenzene	<0.69		11	0.69	ug/Kg	☼	03/14/16 13:31	03/14/16 17:16	1
2-Hexanone	<1.5		43	1.5	ug/Kg	☼	03/14/16 13:31	03/14/16 17:16	1
<b>Methylene Chloride</b>	<b>2.3</b>	<b>J B</b>	11	1.6	ug/Kg	☼	03/14/16 13:31	03/14/16 17:16	1
4-Methyl-2-pentanone (MIBK)	<2.6		43	2.6	ug/Kg	☼	03/14/16 13:31	03/14/16 17:16	1
Styrene	<0.86		11	0.86	ug/Kg	☼	03/14/16 13:31	03/14/16 17:16	1
1,1,2,2-Tetrachloroethane	<0.67		11	0.67	ug/Kg	☼	03/14/16 13:31	03/14/16 17:16	1
Tetrachloroethene	<1.7		11	1.7	ug/Kg	☼	03/14/16 13:31	03/14/16 17:16	1
Toluene	<0.58		11	0.58	ug/Kg	☼	03/14/16 13:31	03/14/16 17:16	1
Trichloroethene	<0.82		11	0.82	ug/Kg	☼	03/14/16 13:31	03/14/16 17:16	1
1,3,5-Trimethylbenzene	<0.62		11	0.62	ug/Kg	☼	03/14/16 13:31	03/14/16 17:16	1
Vinyl chloride	<0.65		11	0.65	ug/Kg	☼	03/14/16 13:31	03/14/16 17:16	1
Xylenes, Total	<1.2		22	1.2	ug/Kg	☼	03/14/16 13:31	03/14/16 17:16	1
1,1,1-Trichloroethane	<1.4		11	1.4	ug/Kg	☼	03/14/16 13:31	03/14/16 17:16	1
1,1,2-Trichloroethane	<0.80		11	0.80	ug/Kg	☼	03/14/16 13:31	03/14/16 17:16	1
Cyclohexane	<1.0		22	1.0	ug/Kg	☼	03/14/16 13:31	03/14/16 17:16	1
1,2-Dibromo-3-Chloropropane	<5.8		22	5.8	ug/Kg	☼	03/14/16 13:31	03/14/16 17:16	1
Ethylene Dibromide	<1.1		11	1.1	ug/Kg	☼	03/14/16 13:31	03/14/16 17:16	1
Dichlorodifluoromethane	<0.60		11	0.60	ug/Kg	☼	03/14/16 13:31	03/14/16 17:16	1
cis-1,2-Dichloroethene	<0.60		11	0.60	ug/Kg	☼	03/14/16 13:31	03/14/16 17:16	1
trans-1,2-Dichloroethene	<0.69		11	0.69	ug/Kg	☼	03/14/16 13:31	03/14/16 17:16	1
Isopropylbenzene	<0.43		11	0.43	ug/Kg	☼	03/14/16 13:31	03/14/16 17:16	1
Methyl acetate	<4.3		22	4.3	ug/Kg	☼	03/14/16 13:31	03/14/16 17:16	1
Methyl tert-butyl ether	<0.93		11	0.93	ug/Kg	☼	03/14/16 13:31	03/14/16 17:16	1
1,1,2-Trichloro-1,2,2-trifluoroethane	<0.90		11	0.90	ug/Kg	☼	03/14/16 13:31	03/14/16 17:16	1
1,2,4-Trichlorobenzene	<0.82		11	0.82	ug/Kg	☼	03/14/16 13:31	03/14/16 17:16	1
1,2-Dichlorobenzene	<0.73		11	0.73	ug/Kg	☼	03/14/16 13:31	03/14/16 17:16	1
1,3-Dichlorobenzene	<1.5		11	1.5	ug/Kg	☼	03/14/16 13:31	03/14/16 17:16	1
1,4-Dichlorobenzene	<0.60		11	0.60	ug/Kg	☼	03/14/16 13:31	03/14/16 17:16	1
Trichlorofluoromethane	<0.62		11	0.62	ug/Kg	☼	03/14/16 13:31	03/14/16 17:16	1
Chlorodibromomethane	<0.80		11	0.80	ug/Kg	☼	03/14/16 13:31	03/14/16 17:16	1

TestAmerica Canton

# Client Sample Results

Client: GHD Services Inc.  
Project/Site: 58505, Janesville WI, SSOW 108014

TestAmerica Job ID: 240-62022-1

**Client Sample ID: SE-031016-JN-016**

**Lab Sample ID: 240-62022-6**

**Date Collected: 03/10/16 10:45**

**Matrix: Solid**

**Date Received: 03/11/16 10:40**

**Percent Solids: 45.5**

## Method: 8260B - Volatile Organic Compounds (GC/MS) (Continued)

Analyte	Result	Qualifier	LOQ	LOD	Unit	D	Prepared	Analyzed	Dil Fac
Methylcyclohexane	<1.2		22	1.2	ug/Kg	☼	03/14/16 13:31	03/14/16 17:16	1
Surrogate	%Recovery	Qualifier	Limits				Prepared	Analyzed	Dil Fac
1,2-Dichloroethane-d4 (Surr)	93		58 - 123				03/14/16 13:31	03/14/16 17:16	1
4-Bromofluorobenzene (Surr)	106		52 - 136				03/14/16 13:31	03/14/16 17:16	1
Toluene-d8 (Surr)	105		67 - 125				03/14/16 13:31	03/14/16 17:16	1
Dibromofluoromethane (Surr)	99		37 - 132				03/14/16 13:31	03/14/16 17:16	1

## Method: 8270C - Semivolatile Organic Compounds (GC/MS)

Analyte	Result	Qualifier	LOQ	LOD	Unit	D	Prepared	Analyzed	Dil Fac
1,1'-Biphenyl	<30		440	30	ug/Kg	☼	03/14/16 07:06	03/19/16 20:30	4
bis (2-chloroisopropyl) ether	<83		870	83	ug/Kg	☼	03/14/16 07:06	03/19/16 20:30	4
2,4,5-Trichlorophenol	<220		1300	220	ug/Kg	☼	03/14/16 07:06	03/19/16 20:30	4
2,4,6-Trichlorophenol	<78		1300	78	ug/Kg	☼	03/14/16 07:06	03/19/16 20:30	4
2,4-Dichlorophenol	<170		1300	170	ug/Kg	☼	03/14/16 07:06	03/19/16 20:30	4
2,4-Dimethylphenol	<170		1300	170	ug/Kg	☼	03/14/16 07:06	03/19/16 20:30	4
2,4-Dinitrophenol	<180		2900	180	ug/Kg	☼	03/14/16 07:06	03/19/16 20:30	4
2,4-Dinitrotoluene	<150		1700	150	ug/Kg	☼	03/14/16 07:06	03/19/16 20:30	4
2,6-Dinitrotoluene	<180		1700	180	ug/Kg	☼	03/14/16 07:06	03/19/16 20:30	4
2-Chloronaphthalene	<3.9		440	3.9	ug/Kg	☼	03/14/16 07:06	03/19/16 20:30	4
2-Chlorophenol	<71		440	71	ug/Kg	☼	03/14/16 07:06	03/19/16 20:30	4
<b>2-Methylnaphthalene</b>	<b>40 J</b>		58	4.4	ug/Kg	☼	03/14/16 07:06	03/19/16 20:30	4
2-Methylphenol	<96		1700	96	ug/Kg	☼	03/14/16 07:06	03/19/16 20:30	4
2-Nitroaniline	<79		1700	79	ug/Kg	☼	03/14/16 07:06	03/19/16 20:30	4
2-Nitrophenol	<72		440	72	ug/Kg	☼	03/14/16 07:06	03/19/16 20:30	4
3,3'-Dichlorobenzidine	<160		870	160	ug/Kg	☼	03/14/16 07:06	03/19/16 20:30	4
3-Nitroaniline	<140		1700	140	ug/Kg	☼	03/14/16 07:06	03/19/16 20:30	4
4,6-Dinitro-2-methylphenol	<80		1300	80	ug/Kg	☼	03/14/16 07:06	03/19/16 20:30	4
4-Bromophenyl phenyl ether	<110		440	110	ug/Kg	☼	03/14/16 07:06	03/19/16 20:30	4
4-Chloro-3-methylphenol	<180		1300	180	ug/Kg	☼	03/14/16 07:06	03/19/16 20:30	4
4-Chloroaniline	<150		1300	150	ug/Kg	☼	03/14/16 07:06	03/19/16 20:30	4
4-Chlorophenyl phenyl ether	<110		440	110	ug/Kg	☼	03/14/16 07:06	03/19/16 20:30	4
4-Nitroaniline	<230		1700	230	ug/Kg	☼	03/14/16 07:06	03/19/16 20:30	4
4-Nitrophenol	<150		2900	150	ug/Kg	☼	03/14/16 07:06	03/19/16 20:30	4
Acetophenone	<80		870	80	ug/Kg	☼	03/14/16 07:06	03/19/16 20:30	4
Atrazine	<79		1700	79	ug/Kg	☼	03/14/16 07:06	03/19/16 20:30	4
Benzaldehyde	<100		870	100	ug/Kg	☼	03/14/16 07:06	03/19/16 20:30	4
Bis(2-chloroethoxy)methane	<190		870	190	ug/Kg	☼	03/14/16 07:06	03/19/16 20:30	4
Bis(2-chloroethyl)ether	<17		870	17	ug/Kg	☼	03/14/16 07:06	03/19/16 20:30	4
Bis(2-ethylhexyl) phthalate	<170		610	170	ug/Kg	☼	03/14/16 07:06	03/19/16 20:30	4
Butyl benzyl phthalate	<87		610	87	ug/Kg	☼	03/14/16 07:06	03/19/16 20:30	4
Caprolactam	<320		2900	320	ug/Kg	☼	03/14/16 07:06	03/19/16 20:30	4
Carbazole	<240		440	240	ug/Kg	☼	03/14/16 07:06	03/19/16 20:30	4
Dibenzofuran	<5.7		440	5.7	ug/Kg	☼	03/14/16 07:06	03/19/16 20:30	4
Diethyl phthalate	<140		610	140	ug/Kg	☼	03/14/16 07:06	03/19/16 20:30	4
Dimethyl phthalate	<150		610	150	ug/Kg	☼	03/14/16 07:06	03/19/16 20:30	4
Di-n-butyl phthalate	<130		610	130	ug/Kg	☼	03/14/16 07:06	03/19/16 20:30	4
Di-n-octyl phthalate	<69		610	69	ug/Kg	☼	03/14/16 07:06	03/19/16 20:30	4
Hexachlorobenzene	<18		58	18	ug/Kg	☼	03/14/16 07:06	03/19/16 20:30	4
Hexachlorobutadiene	<49		440	49	ug/Kg	☼	03/14/16 07:06	03/19/16 20:30	4

TestAmerica Canton

# Client Sample Results

Client: GHD Services Inc.  
Project/Site: 58505, Janesville WI, SSOW 108014

TestAmerica Job ID: 240-62022-1

**Client Sample ID: SE-031016-JN-016**

**Lab Sample ID: 240-62022-6**

**Date Collected: 03/10/16 10:45**

**Matrix: Solid**

**Date Received: 03/11/16 10:40**

**Percent Solids: 45.5**

## Method: 8270C - Semivolatile Organic Compounds (GC/MS) (Continued)

Analyte	Result	Qualifier	LOQ	LOD	Unit	D	Prepared	Analyzed	Dil Fac
Hexachlorocyclopentadiene	<71		2900	71	ug/Kg	☼	03/14/16 07:06	03/19/16 20:30	4
Hexachloroethane	<78		440	78	ug/Kg	☼	03/14/16 07:06	03/19/16 20:30	4
Isophorone	<110		440	110	ug/Kg	☼	03/14/16 07:06	03/19/16 20:30	4
Nitrobenzene	<19		870	19	ug/Kg	☼	03/14/16 07:06	03/19/16 20:30	4
N-Nitrosodi-n-propylamine	<55		440	55	ug/Kg	☼	03/14/16 07:06	03/19/16 20:30	4
N-Nitrosodiphenylamine	<180		440	180	ug/Kg	☼	03/14/16 07:06	03/19/16 20:30	4
Pentachlorophenol	<79		1300	79	ug/Kg	☼	03/14/16 07:06	03/19/16 20:30	4
Phenol	<64		440	64	ug/Kg	☼	03/14/16 07:06	03/19/16 20:30	4
3 & 4 Methylphenol	<170		3500	170	ug/Kg	☼	03/14/16 07:06	03/19/16 20:30	4
Fluorene	<4.6		58	4.6	ug/Kg	☼	03/14/16 07:06	03/19/16 20:30	4
<b>Acenaphthylene</b>	<b>35</b>	<b>J</b>	58	3.0	ug/Kg	☼	03/14/16 07:06	03/19/16 20:30	4
<b>Benzo[g,h,i]perylene</b>	<b>150</b>		58	3.0	ug/Kg	☼	03/14/16 07:06	03/19/16 20:30	4
<b>Phenanthrene</b>	<b>360</b>		58	6.4	ug/Kg	☼	03/14/16 07:06	03/19/16 20:30	4
<b>Benzo[k]fluoranthene</b>	<b>170</b>		58	5.9	ug/Kg	☼	03/14/16 07:06	03/19/16 20:30	4
<b>Benzo[a]pyrene</b>	<b>240</b>		58	5.6	ug/Kg	☼	03/14/16 07:06	03/19/16 20:30	4
<b>Anthracene</b>	<b>76</b>		58	6.8	ug/Kg	☼	03/14/16 07:06	03/19/16 20:30	4
<b>Pyrene</b>	<b>580</b>		58	3.8	ug/Kg	☼	03/14/16 07:06	03/19/16 20:30	4
Dibenz(a,h)anthracene	<5.7		58	5.7	ug/Kg	☼	03/14/16 07:06	03/19/16 20:30	4
<b>Naphthalene</b>	<b>59</b>		58	7.1	ug/Kg	☼	03/14/16 07:06	03/19/16 20:30	4
<b>Fluoranthene</b>	<b>600</b>		58	4.8	ug/Kg	☼	03/14/16 07:06	03/19/16 20:30	4
<b>Benzo[a]anthracene</b>	<b>260</b>		58	5.5	ug/Kg	☼	03/14/16 07:06	03/19/16 20:30	4
<b>Indeno[1,2,3-cd]pyrene</b>	<b>140</b>		58	3.0	ug/Kg	☼	03/14/16 07:06	03/19/16 20:30	4
<b>Chrysene</b>	<b>330</b>		58	9.6	ug/Kg	☼	03/14/16 07:06	03/19/16 20:30	4
Acenaphthene	<6.6		58	6.6	ug/Kg	☼	03/14/16 07:06	03/19/16 20:30	4
<b>Benzo[b]fluoranthene</b>	<b>270</b>		58	5.1	ug/Kg	☼	03/14/16 07:06	03/19/16 20:30	4

Surrogate	%Recovery	Qualifier	Limits	Prepared	Analyzed	Dil Fac
2-Fluorobiphenyl (Surr)	51		24 - 110	03/14/16 07:06	03/19/16 20:30	4
2-Fluorophenol (Surr)	57		24 - 110	03/14/16 07:06	03/19/16 20:30	4
2,4,6-Tribromophenol (Surr)	55		10 - 110	03/14/16 07:06	03/19/16 20:30	4
Nitrobenzene-d5 (Surr)	55		20 - 110	03/14/16 07:06	03/19/16 20:30	4
Phenol-d5 (Surr)	56		26 - 110	03/14/16 07:06	03/19/16 20:30	4
Terphenyl-d14 (Surr)	57		36 - 110	03/14/16 07:06	03/19/16 20:30	4

## Method: 8082 - Polychlorinated Biphenyls (PCBs) by Gas Chromatography

Analyte	Result	Qualifier	LOQ	LOD	Unit	D	Prepared	Analyzed	Dil Fac
Aroclor-1016	<27	^c	74	27	ug/Kg	☼	03/14/16 06:37	03/16/16 23:16	1
Aroclor-1221	<36		74	36	ug/Kg	☼	03/14/16 06:37	03/16/16 23:16	1
Aroclor-1232	<45		74	45	ug/Kg	☼	03/14/16 06:37	03/16/16 23:16	1
Aroclor-1242	<25		74	25	ug/Kg	☼	03/14/16 06:37	03/16/16 23:16	1
Aroclor-1248	<18		74	18	ug/Kg	☼	03/14/16 06:37	03/16/16 23:16	1
Aroclor-1254	<31		74	31	ug/Kg	☼	03/14/16 06:37	03/16/16 23:16	1
Aroclor-1260	<20	^c	74	20	ug/Kg	☼	03/14/16 06:37	03/16/16 23:16	1
Aroclor-1262	<22		74	22	ug/Kg	☼	03/14/16 06:37	03/16/16 23:16	1
Aroclor-1268	<29		74	29	ug/Kg	☼	03/14/16 06:37	03/16/16 23:16	1

Surrogate	%Recovery	Qualifier	Limits	Prepared	Analyzed	Dil Fac
Tetrachloro-m-xylene	14	^c	13 - 134	03/14/16 06:37	03/16/16 23:16	1
DCB Decachlorobiphenyl	15	^c	10 - 155	03/14/16 06:37	03/16/16 23:16	1

TestAmerica Canton

# Client Sample Results

Client: GHD Services Inc.  
Project/Site: 58505, Janesville WI, SSOW 108014

TestAmerica Job ID: 240-62022-1

**Client Sample ID: SE-031016-JN-016**

**Lab Sample ID: 240-62022-6**

**Date Collected: 03/10/16 10:45**

**Matrix: Solid**

**Date Received: 03/11/16 10:40**

**Percent Solids: 45.5**

**Method: 6010B - Metals (ICP) - TCLP**

Analyte	Result	Qualifier	LOQ	LOD	Unit	D	Prepared	Analyzed	Dil Fac
Arsenic	0.030	J	0.50	0.0029	mg/L		03/16/16 11:10	03/17/16 21:05	1
Barium	1.2	J B	10.0	0.0010	mg/L		03/16/16 11:10	03/17/16 21:05	1
Cadmium	0.0031	J	0.10	0.00014	mg/L		03/16/16 11:10	03/17/16 21:05	1
Chromium	0.0044	J B	0.50	0.00055	mg/L		03/16/16 11:10	03/17/16 21:05	1
Lead	0.078	J	0.50	0.0019	mg/L		03/16/16 11:10	03/17/16 21:05	1
Selenium	<0.0040		0.25	0.0040	mg/L		03/16/16 11:10	03/17/16 21:05	1
Silver	0.0010	J	0.50	0.00092	mg/L		03/16/16 11:10	03/17/16 21:05	1

**Method: 6020 - Metals (ICP/MS)**

Analyte	Result	Qualifier	LOQ	LOD	Unit	D	Prepared	Analyzed	Dil Fac
Silver	0.097	J	0.37	0.0026	mg/Kg	☼	03/14/16 10:54	03/21/16 21:01	2
Arsenic	5.2		1.8	0.048	mg/Kg	☼	03/14/16 10:54	03/23/16 01:04	2
Beryllium	0.68		0.37	0.020	mg/Kg	☼	03/14/16 10:54	03/23/16 01:04	2
Cadmium	0.39		0.37	0.0068	mg/Kg	☼	03/14/16 10:54	03/21/16 21:01	2
Cobalt	6.1	B	0.37	0.0031	mg/Kg	☼	03/14/16 10:54	03/21/16 21:01	2
Chromium	16.8	B	0.73	0.11	mg/Kg	☼	03/14/16 10:54	03/21/16 21:01	2
Copper	18.0	B	0.73	0.18	mg/Kg	☼	03/14/16 10:54	03/21/16 21:01	2
Manganese	352		1.8	0.22	mg/Kg	☼	03/14/16 10:54	03/21/16 21:01	2
Nickel	12.7	B	0.73	0.071	mg/Kg	☼	03/14/16 10:54	03/21/16 21:01	2
Lead	54.5	B	0.37	0.082	mg/Kg	☼	03/14/16 10:54	03/23/16 13:33	2
Antimony	0.17	J	0.73	0.026	mg/Kg	☼	03/14/16 10:54	03/23/16 01:04	2
Selenium	1.4	J	1.8	0.073	mg/Kg	☼	03/14/16 10:54	03/21/16 21:01	2
Thallium	0.16	J	0.73	0.035	mg/Kg	☼	03/14/16 10:54	03/21/16 21:01	2
Vanadium	19.5		1.8	0.068	mg/Kg	☼	03/14/16 10:54	03/21/16 21:01	2
Zinc	101		7.3	0.92	mg/Kg	☼	03/14/16 10:54	03/23/16 01:04	2
Barium	136	B	1.8	0.40	mg/Kg	☼	03/14/16 10:54	03/23/16 01:04	2

**Method: 7470A - Mercury (CVAA) - TCLP**

Analyte	Result	Qualifier	LOQ	LOD	Unit	D	Prepared	Analyzed	Dil Fac
Mercury	<0.000090		0.0020	0.000090	mg/L		03/16/16 14:00	03/17/16 11:53	1

**Method: 7471A - Mercury (CVAA)**

Analyte	Result	Qualifier	LOQ	LOD	Unit	D	Prepared	Analyzed	Dil Fac
Mercury	2.8	B	0.23	0.032	mg/Kg	☼	03/14/16 15:00	03/15/16 08:59	1

**General Chemistry**

Analyte	Result	Qualifier	LOQ	LOD	Unit	D	Prepared	Analyzed	Dil Fac
Total Organic Carbon	64100		2200	1100	mg/Kg	☼		03/22/16 11:15	1
Percent Solids	45.5		0.1	0.1	%			03/14/16 16:52	1
Percent Moisture	54.5		0.1	0.1	%			03/14/16 16:52	1

# Client Sample Results

Client: GHD Services Inc.  
Project/Site: 58505, Janesville WI, SSOW 108014

TestAmerica Job ID: 240-62022-1

**Client Sample ID: SE-031016-JN-017**

**Lab Sample ID: 240-62022-7**

**Date Collected: 03/10/16 10:50**

**Matrix: Solid**

**Date Received: 03/11/16 10:40**

**Percent Solids: 45.9**

**Method: 8260B - Volatile Organic Compounds (GC/MS)**

Analyte	Result	Qualifier	LOQ	LOD	Unit	D	Prepared	Analyzed	Dil Fac
<b>Acetone</b>	<b>44</b>	<b>B</b>	39	11	ug/Kg	☼	03/14/16 13:31	03/14/16 17:42	1
Benzene	<1.8		9.8	1.8	ug/Kg	☼	03/14/16 13:31	03/14/16 17:42	1
Dichlorobromomethane	<0.57		9.8	0.57	ug/Kg	☼	03/14/16 13:31	03/14/16 17:42	1
Bromoform	<0.47		9.8	0.47	ug/Kg	☼	03/14/16 13:31	03/14/16 17:42	1
Bromomethane	<0.82		9.8	0.82	ug/Kg	☼	03/14/16 13:31	03/14/16 17:42	1
<b>2-Butanone (MEK)</b>	<b>13</b>	<b>J B</b>	39	2.2	ug/Kg	☼	03/14/16 13:31	03/14/16 17:42	1
Carbon disulfide	<1.2		9.8	1.2	ug/Kg	☼	03/14/16 13:31	03/14/16 17:42	1
Carbon tetrachloride	<1.3		9.8	1.3	ug/Kg	☼	03/14/16 13:31	03/14/16 17:42	1
Chlorobenzene	<1.0		9.8	1.0	ug/Kg	☼	03/14/16 13:31	03/14/16 17:42	1
Chloroethane	<0.86		9.8	0.86	ug/Kg	☼	03/14/16 13:31	03/14/16 17:42	1
Chloroform	<0.71		9.8	0.71	ug/Kg	☼	03/14/16 13:31	03/14/16 17:42	1
Chloromethane	<1.5		9.8	1.5	ug/Kg	☼	03/14/16 13:31	03/14/16 17:42	1
1,1-Dichloroethane	<0.67		9.8	0.67	ug/Kg	☼	03/14/16 13:31	03/14/16 17:42	1
1,2-Dichloroethane	<0.90		9.8	0.90	ug/Kg	☼	03/14/16 13:31	03/14/16 17:42	1
1,1-Dichloroethene	<1.6		9.8	1.6	ug/Kg	☼	03/14/16 13:31	03/14/16 17:42	1
1,2-Dichloropropane	<0.27		9.8	0.27	ug/Kg	☼	03/14/16 13:31	03/14/16 17:42	1
1,2,4-Trimethylbenzene	<1.1		9.8	1.1	ug/Kg	☼	03/14/16 13:31	03/14/16 17:42	1
cis-1,3-Dichloropropene	<1.4		9.8	1.4	ug/Kg	☼	03/14/16 13:31	03/14/16 17:42	1
trans-1,3-Dichloropropene	<0.57		9.8	0.57	ug/Kg	☼	03/14/16 13:31	03/14/16 17:42	1
Ethylbenzene	<0.63		9.8	0.63	ug/Kg	☼	03/14/16 13:31	03/14/16 17:42	1
2-Hexanone	<1.3		39	1.3	ug/Kg	☼	03/14/16 13:31	03/14/16 17:42	1
<b>Methylene Chloride</b>	<b>2.0</b>	<b>J B</b>	9.8	1.5	ug/Kg	☼	03/14/16 13:31	03/14/16 17:42	1
4-Methyl-2-pentanone (MIBK)	<2.4		39	2.4	ug/Kg	☼	03/14/16 13:31	03/14/16 17:42	1
Styrene	<0.78		9.8	0.78	ug/Kg	☼	03/14/16 13:31	03/14/16 17:42	1
1,1,2,2-Tetrachloroethane	<0.61		9.8	0.61	ug/Kg	☼	03/14/16 13:31	03/14/16 17:42	1
Tetrachloroethene	<1.6		9.8	1.6	ug/Kg	☼	03/14/16 13:31	03/14/16 17:42	1
Toluene	<0.53		9.8	0.53	ug/Kg	☼	03/14/16 13:31	03/14/16 17:42	1
Trichloroethene	<0.75		9.8	0.75	ug/Kg	☼	03/14/16 13:31	03/14/16 17:42	1
1,3,5-Trimethylbenzene	<0.57		9.8	0.57	ug/Kg	☼	03/14/16 13:31	03/14/16 17:42	1
Vinyl chloride	<0.59		9.8	0.59	ug/Kg	☼	03/14/16 13:31	03/14/16 17:42	1
Xylenes, Total	<1.1		20	1.1	ug/Kg	☼	03/14/16 13:31	03/14/16 17:42	1
1,1,1-Trichloroethane	<1.3		9.8	1.3	ug/Kg	☼	03/14/16 13:31	03/14/16 17:42	1
1,1,2-Trichloroethane	<0.73		9.8	0.73	ug/Kg	☼	03/14/16 13:31	03/14/16 17:42	1
Cyclohexane	<0.94		20	0.94	ug/Kg	☼	03/14/16 13:31	03/14/16 17:42	1
1,2-Dibromo-3-Chloropropane	<5.3		20	5.3	ug/Kg	☼	03/14/16 13:31	03/14/16 17:42	1
Ethylene Dibromide	<1.0		9.8	1.0	ug/Kg	☼	03/14/16 13:31	03/14/16 17:42	1
Dichlorodifluoromethane	<0.55		9.8	0.55	ug/Kg	☼	03/14/16 13:31	03/14/16 17:42	1
cis-1,2-Dichloroethene	<0.55		9.8	0.55	ug/Kg	☼	03/14/16 13:31	03/14/16 17:42	1
trans-1,2-Dichloroethene	<0.63		9.8	0.63	ug/Kg	☼	03/14/16 13:31	03/14/16 17:42	1
Isopropylbenzene	<0.39		9.8	0.39	ug/Kg	☼	03/14/16 13:31	03/14/16 17:42	1
Methyl acetate	<3.9		20	3.9	ug/Kg	☼	03/14/16 13:31	03/14/16 17:42	1
Methyl tert-butyl ether	<0.84		9.8	0.84	ug/Kg	☼	03/14/16 13:31	03/14/16 17:42	1
1,1,2-Trichloro-1,2,2-trifluoroethane	<0.82		9.8	0.82	ug/Kg	☼	03/14/16 13:31	03/14/16 17:42	1
1,2,4-Trichlorobenzene	<0.75		9.8	0.75	ug/Kg	☼	03/14/16 13:31	03/14/16 17:42	1
1,2-Dichlorobenzene	<0.67		9.8	0.67	ug/Kg	☼	03/14/16 13:31	03/14/16 17:42	1
1,3-Dichlorobenzene	<1.4		9.8	1.4	ug/Kg	☼	03/14/16 13:31	03/14/16 17:42	1
1,4-Dichlorobenzene	<0.55		9.8	0.55	ug/Kg	☼	03/14/16 13:31	03/14/16 17:42	1
Trichlorofluoromethane	<0.57		9.8	0.57	ug/Kg	☼	03/14/16 13:31	03/14/16 17:42	1
Chlorodibromomethane	<0.73		9.8	0.73	ug/Kg	☼	03/14/16 13:31	03/14/16 17:42	1

TestAmerica Canton

# Client Sample Results

Client: GHD Services Inc.  
Project/Site: 58505, Janesville WI, SSOW 108014

TestAmerica Job ID: 240-62022-1

**Client Sample ID: SE-031016-JN-017**

**Lab Sample ID: 240-62022-7**

**Date Collected: 03/10/16 10:50**

**Matrix: Solid**

**Date Received: 03/11/16 10:40**

**Percent Solids: 45.9**

## Method: 8260B - Volatile Organic Compounds (GC/MS) (Continued)

Analyte	Result	Qualifier	LOQ	LOD	Unit	D	Prepared	Analyzed	Dil Fac
Methylcyclohexane	<1.1		20	1.1	ug/Kg	☼	03/14/16 13:31	03/14/16 17:42	1
Surrogate	%Recovery	Qualifier	Limits				Prepared	Analyzed	Dil Fac
1,2-Dichloroethane-d4 (Surr)	96		58 - 123				03/14/16 13:31	03/14/16 17:42	1
4-Bromofluorobenzene (Surr)	105		52 - 136				03/14/16 13:31	03/14/16 17:42	1
Toluene-d8 (Surr)	103		67 - 125				03/14/16 13:31	03/14/16 17:42	1
Dibromofluoromethane (Surr)	100		37 - 132				03/14/16 13:31	03/14/16 17:42	1

## Method: 8270C - Semivolatile Organic Compounds (GC/MS)

Analyte	Result	Qualifier	LOQ	LOD	Unit	D	Prepared	Analyzed	Dil Fac
1,1'-Biphenyl	<7.7		110	7.7	ug/Kg	☼	03/14/16 07:06	03/17/16 17:11	1
bis (2-chloroisopropyl) ether	<21		220	21	ug/Kg	☼	03/14/16 07:06	03/17/16 17:11	1
2,4,5-Trichlorophenol	<55		330	55	ug/Kg	☼	03/14/16 07:06	03/17/16 17:11	1
2,4,6-Trichlorophenol	<20		330	20	ug/Kg	☼	03/14/16 07:06	03/17/16 17:11	1
2,4-Dichlorophenol	<44		330	44	ug/Kg	☼	03/14/16 07:06	03/17/16 17:11	1
2,4-Dimethylphenol	<44		330	44	ug/Kg	☼	03/14/16 07:06	03/17/16 17:11	1
2,4-Dinitrophenol	<46		730	46	ug/Kg	☼	03/14/16 07:06	03/17/16 17:11	1
2,4-Dinitrotoluene	<38		440	38	ug/Kg	☼	03/14/16 07:06	03/17/16 17:11	1
2,6-Dinitrotoluene	<46		440	46	ug/Kg	☼	03/14/16 07:06	03/17/16 17:11	1
2-Chloronaphthalene	<0.99		110	0.99	ug/Kg	☼	03/14/16 07:06	03/17/16 17:11	1
2-Chlorophenol	<18		110	18	ug/Kg	☼	03/14/16 07:06	03/17/16 17:11	1
<b>2-Methylnaphthalene</b>	<b>22</b>		15	1.1	ug/Kg	☼	03/14/16 07:06	03/17/16 17:11	1
2-Methylphenol	<24		440	24	ug/Kg	☼	03/14/16 07:06	03/17/16 17:11	1
2-Nitroaniline	<20		440	20	ug/Kg	☼	03/14/16 07:06	03/17/16 17:11	1
2-Nitrophenol	<18		110	18	ug/Kg	☼	03/14/16 07:06	03/17/16 17:11	1
3,3'-Dichlorobenzidine	<40		220	40	ug/Kg	☼	03/14/16 07:06	03/17/16 17:11	1
3-Nitroaniline	<35		440	35	ug/Kg	☼	03/14/16 07:06	03/17/16 17:11	1
4,6-Dinitro-2-methylphenol	<20		330	20	ug/Kg	☼	03/14/16 07:06	03/17/16 17:11	1
4-Bromophenyl phenyl ether	<29		110	29	ug/Kg	☼	03/14/16 07:06	03/17/16 17:11	1
4-Chloro-3-methylphenol	<46		330	46	ug/Kg	☼	03/14/16 07:06	03/17/16 17:11	1
4-Chloroaniline	<38		330	38	ug/Kg	☼	03/14/16 07:06	03/17/16 17:11	1
4-Chlorophenyl phenyl ether	<29		110	29	ug/Kg	☼	03/14/16 07:06	03/17/16 17:11	1
4-Nitroaniline	<57		440	57	ug/Kg	☼	03/14/16 07:06	03/17/16 17:11	1
4-Nitrophenol	<38		730	38	ug/Kg	☼	03/14/16 07:06	03/17/16 17:11	1
Acetophenone	<20		220	20	ug/Kg	☼	03/14/16 07:06	03/17/16 17:11	1
Atrazine	<20		440	20	ug/Kg	☼	03/14/16 07:06	03/17/16 17:11	1
<b>Benzaldehyde</b>	<b>38 J</b>		220	27	ug/Kg	☼	03/14/16 07:06	03/17/16 17:11	1
Bis(2-chloroethoxy)methane	<49		220	49	ug/Kg	☼	03/14/16 07:06	03/17/16 17:11	1
Bis(2-chloroethyl)ether	<4.4		220	4.4	ug/Kg	☼	03/14/16 07:06	03/17/16 17:11	1
Bis(2-ethylhexyl) phthalate	<42		150	42	ug/Kg	☼	03/14/16 07:06	03/17/16 17:11	1
Butyl benzyl phthalate	<22		150	22	ug/Kg	☼	03/14/16 07:06	03/17/16 17:11	1
Caprolactam	<82		730	82	ug/Kg	☼	03/14/16 07:06	03/17/16 17:11	1
Carbazole	<60		110	60	ug/Kg	☼	03/14/16 07:06	03/17/16 17:11	1
<b>Dibenzofuran</b>	<b>19 J</b>		110	1.5	ug/Kg	☼	03/14/16 07:06	03/17/16 17:11	1
Diethyl phthalate	<35		150	35	ug/Kg	☼	03/14/16 07:06	03/17/16 17:11	1
Dimethyl phthalate	<38		150	38	ug/Kg	☼	03/14/16 07:06	03/17/16 17:11	1
<b>Di-n-butyl phthalate</b>	<b>34 J</b>		150	33	ug/Kg	☼	03/14/16 07:06	03/17/16 17:11	1
Di-n-octyl phthalate	<17		150	17	ug/Kg	☼	03/14/16 07:06	03/17/16 17:11	1
Hexachlorobenzene	<4.6		15	4.6	ug/Kg	☼	03/14/16 07:06	03/17/16 17:11	1
Hexachlorobutadiene	<12		110	12	ug/Kg	☼	03/14/16 07:06	03/17/16 17:11	1

TestAmerica Canton



# Client Sample Results

Client: GHD Services Inc.  
Project/Site: 58505, Janesville WI, SSOW 108014

TestAmerica Job ID: 240-62022-1

**Client Sample ID: SE-031016-JN-017**

**Lab Sample ID: 240-62022-7**

**Date Collected: 03/10/16 10:50**

**Matrix: Solid**

**Date Received: 03/11/16 10:40**

**Percent Solids: 45.9**

## Method: 8270C - Semivolatile Organic Compounds (GC/MS) (Continued)

Analyte	Result	Qualifier	LOQ	LOD	Unit	D	Prepared	Analyzed	Dil Fac
Hexachlorocyclopentadiene	<18		730	18	ug/Kg	☼	03/14/16 07:06	03/17/16 17:11	1
Hexachloroethane	<20		110	20	ug/Kg	☼	03/14/16 07:06	03/17/16 17:11	1
Isophorone	<29		110	29	ug/Kg	☼	03/14/16 07:06	03/17/16 17:11	1
Nitrobenzene	<4.9		220	4.9	ug/Kg	☼	03/14/16 07:06	03/17/16 17:11	1
N-Nitrosodi-n-propylamine	<14		110	14	ug/Kg	☼	03/14/16 07:06	03/17/16 17:11	1
N-Nitrosodiphenylamine	<46		110	46	ug/Kg	☼	03/14/16 07:06	03/17/16 17:11	1
Pentachlorophenol	<20		330	20	ug/Kg	☼	03/14/16 07:06	03/17/16 17:11	1
<b>Phenol</b>	<b>32</b>	<b>J</b>	110	16	ug/Kg	☼	03/14/16 07:06	03/17/16 17:11	1
<b>3 &amp; 4 Methylphenol</b>	<b>77</b>	<b>J</b>	880	44	ug/Kg	☼	03/14/16 07:06	03/17/16 17:11	1
<b>Fluorene</b>	<b>28</b>		15	1.2	ug/Kg	☼	03/14/16 07:06	03/17/16 17:11	1
<b>Acenaphthylene</b>	<b>20</b>		15	0.77	ug/Kg	☼	03/14/16 07:06	03/17/16 17:11	1
<b>Benzo[g,h,i]perylene</b>	<b>95</b>		15	0.77	ug/Kg	☼	03/14/16 07:06	03/17/16 17:11	1
<b>Phenanthrene</b>	<b>250</b>		15	1.6	ug/Kg	☼	03/14/16 07:06	03/17/16 17:11	1
<b>Benzo[k]fluoranthene</b>	<b>53</b>		15	1.5	ug/Kg	☼	03/14/16 07:06	03/17/16 17:11	1
<b>Benzo[a]pyrene</b>	<b>130</b>		15	1.4	ug/Kg	☼	03/14/16 07:06	03/17/16 17:11	1
<b>Anthracene</b>	<b>53</b>		15	1.7	ug/Kg	☼	03/14/16 07:06	03/17/16 17:11	1
<b>Pyrene</b>	<b>360</b>		15	0.97	ug/Kg	☼	03/14/16 07:06	03/17/16 17:11	1
Dibenz(a,h)anthracene	<1.5		15	1.5	ug/Kg	☼	03/14/16 07:06	03/17/16 17:11	1
<b>Naphthalene</b>	<b>33</b>		15	1.8	ug/Kg	☼	03/14/16 07:06	03/17/16 17:11	1
<b>Fluoranthene</b>	<b>350</b>		15	1.2	ug/Kg	☼	03/14/16 07:06	03/17/16 17:11	1
<b>Benzo[a]anthracene</b>	<b>150</b>		15	1.4	ug/Kg	☼	03/14/16 07:06	03/17/16 17:11	1
<b>Indeno[1,2,3-cd]pyrene</b>	<b>79</b>		15	0.77	ug/Kg	☼	03/14/16 07:06	03/17/16 17:11	1
<b>Chrysene</b>	<b>190</b>		15	2.4	ug/Kg	☼	03/14/16 07:06	03/17/16 17:11	1
<b>Acenaphthene</b>	<b>13</b>	<b>J</b>	15	1.7	ug/Kg	☼	03/14/16 07:06	03/17/16 17:11	1
<b>Benzo[b]fluoranthene</b>	<b>180</b>		15	1.3	ug/Kg	☼	03/14/16 07:06	03/17/16 17:11	1

Surrogate	%Recovery	Qualifier	Limits	Prepared	Analyzed	Dil Fac
2-Fluorobiphenyl (Surr)	70		24 - 110	03/14/16 07:06	03/17/16 17:11	1
2-Fluorophenol (Surr)	84		24 - 110	03/14/16 07:06	03/17/16 17:11	1
2,4,6-Tribromophenol (Surr)	74		10 - 110	03/14/16 07:06	03/17/16 17:11	1
Nitrobenzene-d5 (Surr)	68		20 - 110	03/14/16 07:06	03/17/16 17:11	1
Phenol-d5 (Surr)	82		26 - 110	03/14/16 07:06	03/17/16 17:11	1
Terphenyl-d14 (Surr)	73		36 - 110	03/14/16 07:06	03/17/16 17:11	1

## Method: 8082 - Polychlorinated Biphenyls (PCBs) by Gas Chromatography

Analyte	Result	Qualifier	LOQ	LOD	Unit	D	Prepared	Analyzed	Dil Fac
Aroclor-1016	<26		72	26	ug/Kg	☼	03/18/16 08:15	03/23/16 22:35	1
Aroclor-1221	<35		72	35	ug/Kg	☼	03/18/16 08:15	03/23/16 22:35	1
Aroclor-1232	<43		72	43	ug/Kg	☼	03/18/16 08:15	03/23/16 22:35	1
Aroclor-1242	<24		72	24	ug/Kg	☼	03/18/16 08:15	03/23/16 22:35	1
Aroclor-1248	<17		72	17	ug/Kg	☼	03/18/16 08:15	03/23/16 22:35	1
Aroclor-1254	<30		72	30	ug/Kg	☼	03/18/16 08:15	03/23/16 22:35	1
Aroclor-1260	<20		72	20	ug/Kg	☼	03/18/16 08:15	03/23/16 22:35	1
Aroclor-1262	<22		72	22	ug/Kg	☼	03/18/16 08:15	03/23/16 22:35	1
Aroclor-1268	<28		72	28	ug/Kg	☼	03/18/16 08:15	03/23/16 22:35	1

Surrogate	%Recovery	Qualifier	Limits	Prepared	Analyzed	Dil Fac
Tetrachloro-m-xylene	65		13 - 134	03/18/16 08:15	03/23/16 22:35	1
DCB Decachlorobiphenyl	73		10 - 155	03/18/16 08:15	03/23/16 22:35	1

TestAmerica Canton

# Client Sample Results

Client: GHD Services Inc.  
Project/Site: 58505, Janesville WI, SSOW 108014

TestAmerica Job ID: 240-62022-1

**Client Sample ID: SE-031016-JN-017**

**Lab Sample ID: 240-62022-7**

**Date Collected: 03/10/16 10:50**

**Matrix: Solid**

**Date Received: 03/11/16 10:40**

**Percent Solids: 45.9**

**Method: 6010B - Metals (ICP) - TCLP**

Analyte	Result	Qualifier	LOQ	LOD	Unit	D	Prepared	Analyzed	Dil Fac
Arsenic	0.025	J	0.50	0.0029	mg/L		03/16/16 11:10	03/17/16 21:09	1
Barium	1.1	J B	10.0	0.0010	mg/L		03/16/16 11:10	03/17/16 21:09	1
Cadmium	0.0033	J	0.10	0.00014	mg/L		03/16/16 11:10	03/17/16 21:09	1
Chromium	0.0046	J B	0.50	0.00055	mg/L		03/16/16 11:10	03/17/16 21:09	1
Lead	0.046	J	0.50	0.0019	mg/L		03/16/16 11:10	03/17/16 21:09	1
Selenium	<0.0040		0.25	0.0040	mg/L		03/16/16 11:10	03/17/16 21:09	1
Silver	0.0015	J	0.50	0.00092	mg/L		03/16/16 11:10	03/17/16 21:09	1

**Method: 6020 - Metals (ICP/MS)**

Analyte	Result	Qualifier	LOQ	LOD	Unit	D	Prepared	Analyzed	Dil Fac
Silver	0.14	J	0.36	0.0025	mg/Kg	☼	03/14/16 10:54	03/21/16 21:05	2
Arsenic	5.6		1.8	0.047	mg/Kg	☼	03/14/16 10:54	03/23/16 01:08	2
Beryllium	0.49		0.36	0.020	mg/Kg	☼	03/14/16 10:54	03/23/16 01:08	2
Cadmium	0.56		0.36	0.0067	mg/Kg	☼	03/14/16 10:54	03/21/16 21:05	2
Cobalt	7.3	B	0.36	0.0031	mg/Kg	☼	03/14/16 10:54	03/21/16 21:05	2
Chromium	17.6	B	0.72	0.11	mg/Kg	☼	03/14/16 10:54	03/21/16 21:05	2
Copper	20.8	B	0.72	0.17	mg/Kg	☼	03/14/16 10:54	03/21/16 21:05	2
Manganese	363		1.8	0.22	mg/Kg	☼	03/14/16 10:54	03/21/16 21:05	2
Nickel	13.3	B	0.72	0.070	mg/Kg	☼	03/14/16 10:54	03/21/16 21:05	2
Lead	99.2	B	0.36	0.081	mg/Kg	☼	03/14/16 10:54	03/23/16 13:37	2
Antimony	0.89		0.72	0.025	mg/Kg	☼	03/14/16 10:54	03/23/16 01:08	2
Selenium	1.6	J	1.8	0.072	mg/Kg	☼	03/14/16 10:54	03/21/16 21:05	2
Thallium	0.20	J	0.72	0.034	mg/Kg	☼	03/14/16 10:54	03/21/16 21:05	2
Vanadium	20.3		1.8	0.067	mg/Kg	☼	03/14/16 10:54	03/21/16 21:05	2
Zinc	118		7.2	0.90	mg/Kg	☼	03/14/16 10:54	03/23/16 01:08	2
Barium	128	B	1.8	0.40	mg/Kg	☼	03/14/16 10:54	03/23/16 01:08	2

**Method: 7470A - Mercury (CVAA) - TCLP**

Analyte	Result	Qualifier	LOQ	LOD	Unit	D	Prepared	Analyzed	Dil Fac
Mercury	<0.000090		0.0020	0.000090	mg/L		03/16/16 14:00	03/17/16 11:55	1

**Method: 7471A - Mercury (CVAA)**

Analyte	Result	Qualifier	LOQ	LOD	Unit	D	Prepared	Analyzed	Dil Fac
Mercury	13.6	B	2.2	0.31	mg/Kg	☼	03/14/16 15:00	03/15/16 09:11	10

**General Chemistry**

Analyte	Result	Qualifier	LOQ	LOD	Unit	D	Prepared	Analyzed	Dil Fac
Total Organic Carbon	53400		2180	1090	mg/Kg	☼		03/22/16 11:25	1
Percent Solids	45.9		0.1	0.1	%			03/14/16 16:52	1
Percent Moisture	54.1		0.1	0.1	%			03/14/16 16:52	1

# Client Sample Results

Client: GHD Services Inc.  
Project/Site: 58505, Janesville WI, SSOW 108014

TestAmerica Job ID: 240-62022-1

**Client Sample ID: SE-031016-JN-018**

**Lab Sample ID: 240-62022-8**

**Date Collected: 03/10/16 11:40**

**Matrix: Solid**

**Date Received: 03/11/16 10:40**

**Percent Solids: 49.5**

**Method: 8260B - Volatile Organic Compounds (GC/MS)**

Analyte	Result	Qualifier	LOQ	LOD	Unit	D	Prepared	Analyzed	Dil Fac
<b>Acetone</b>	<b>69</b>	<b>B</b>	66	19	ug/Kg	☼	03/14/16 13:31	03/14/16 19:25	1
Benzene	<3.0		17	3.0	ug/Kg	☼	03/14/16 13:31	03/14/16 19:25	1
Dichlorobromomethane	<0.96		17	0.96	ug/Kg	☼	03/14/16 13:31	03/14/16 19:25	1
Bromoform	<0.80		17	0.80	ug/Kg	☼	03/14/16 13:31	03/14/16 19:25	1
Bromomethane	<1.4		17	1.4	ug/Kg	☼	03/14/16 13:31	03/14/16 19:25	1
<b>2-Butanone (MEK)</b>	<b>22</b>	<b>J B</b>	66	3.7	ug/Kg	☼	03/14/16 13:31	03/14/16 19:25	1
Carbon disulfide	<2.0		17	2.0	ug/Kg	☼	03/14/16 13:31	03/14/16 19:25	1
Carbon tetrachloride	<2.2		17	2.2	ug/Kg	☼	03/14/16 13:31	03/14/16 19:25	1
Chlorobenzene	<1.8		17	1.8	ug/Kg	☼	03/14/16 13:31	03/14/16 19:25	1
Chloroethane	<1.5		17	1.5	ug/Kg	☼	03/14/16 13:31	03/14/16 19:25	1
Chloroform	<1.2		17	1.2	ug/Kg	☼	03/14/16 13:31	03/14/16 19:25	1
Chloromethane	<2.6		17	2.6	ug/Kg	☼	03/14/16 13:31	03/14/16 19:25	1
1,1-Dichloroethane	<1.1		17	1.1	ug/Kg	☼	03/14/16 13:31	03/14/16 19:25	1
1,2-Dichloroethane	<1.5		17	1.5	ug/Kg	☼	03/14/16 13:31	03/14/16 19:25	1
1,1-Dichloroethene	<2.7		17	2.7	ug/Kg	☼	03/14/16 13:31	03/14/16 19:25	1
1,2-Dichloropropane	<0.46		17	0.46	ug/Kg	☼	03/14/16 13:31	03/14/16 19:25	1
1,2,4-Trimethylbenzene	<1.9		17	1.9	ug/Kg	☼	03/14/16 13:31	03/14/16 19:25	1
cis-1,3-Dichloropropene	<2.4		17	2.4	ug/Kg	☼	03/14/16 13:31	03/14/16 19:25	1
trans-1,3-Dichloropropene	<0.96		17	0.96	ug/Kg	☼	03/14/16 13:31	03/14/16 19:25	1
Ethylbenzene	<1.1		17	1.1	ug/Kg	☼	03/14/16 13:31	03/14/16 19:25	1
2-Hexanone	<2.3		66	2.3	ug/Kg	☼	03/14/16 13:31	03/14/16 19:25	1
<b>Methylene Chloride</b>	<b>6.3</b>	<b>J B</b>	17	2.5	ug/Kg	☼	03/14/16 13:31	03/14/16 19:25	1
4-Methyl-2-pentanone (MIBK)	<4.1		66	4.1	ug/Kg	☼	03/14/16 13:31	03/14/16 19:25	1
Styrene	<1.3		17	1.3	ug/Kg	☼	03/14/16 13:31	03/14/16 19:25	1
1,1,2,2-Tetrachloroethane	<1.0		17	1.0	ug/Kg	☼	03/14/16 13:31	03/14/16 19:25	1
Tetrachloroethene	<2.7		17	2.7	ug/Kg	☼	03/14/16 13:31	03/14/16 19:25	1
Toluene	<0.90		17	0.90	ug/Kg	☼	03/14/16 13:31	03/14/16 19:25	1
Trichloroethene	<1.3		17	1.3	ug/Kg	☼	03/14/16 13:31	03/14/16 19:25	1
1,3,5-Trimethylbenzene	<0.96		17	0.96	ug/Kg	☼	03/14/16 13:31	03/14/16 19:25	1
Vinyl chloride	<1.0		17	1.0	ug/Kg	☼	03/14/16 13:31	03/14/16 19:25	1
Xylenes, Total	<1.8		33	1.8	ug/Kg	☼	03/14/16 13:31	03/14/16 19:25	1
1,1,1-Trichloroethane	<2.2		17	2.2	ug/Kg	☼	03/14/16 13:31	03/14/16 19:25	1
1,1,2-Trichloroethane	<1.2		17	1.2	ug/Kg	☼	03/14/16 13:31	03/14/16 19:25	1
Cyclohexane	<1.6		33	1.6	ug/Kg	☼	03/14/16 13:31	03/14/16 19:25	1
1,2-Dibromo-3-Chloropropane	<9.0		33	9.0	ug/Kg	☼	03/14/16 13:31	03/14/16 19:25	1
Ethylene Dibromide	<1.8		17	1.8	ug/Kg	☼	03/14/16 13:31	03/14/16 19:25	1
Dichlorodifluoromethane	<0.93		17	0.93	ug/Kg	☼	03/14/16 13:31	03/14/16 19:25	1
cis-1,2-Dichloroethene	<0.93		17	0.93	ug/Kg	☼	03/14/16 13:31	03/14/16 19:25	1
trans-1,2-Dichloroethene	<1.1		17	1.1	ug/Kg	☼	03/14/16 13:31	03/14/16 19:25	1
Isopropylbenzene	<0.66		17	0.66	ug/Kg	☼	03/14/16 13:31	03/14/16 19:25	1
Methyl acetate	<6.7		33	6.7	ug/Kg	☼	03/14/16 13:31	03/14/16 19:25	1
Methyl tert-butyl ether	<1.4		17	1.4	ug/Kg	☼	03/14/16 13:31	03/14/16 19:25	1
1,1,2-Trichloro-1,2,2-trifluoroethane	<1.4		17	1.4	ug/Kg	☼	03/14/16 13:31	03/14/16 19:25	1
1,2,4-Trichlorobenzene	<1.3		17	1.3	ug/Kg	☼	03/14/16 13:31	03/14/16 19:25	1
1,2-Dichlorobenzene	<1.1		17	1.1	ug/Kg	☼	03/14/16 13:31	03/14/16 19:25	1
1,3-Dichlorobenzene	<2.3		17	2.3	ug/Kg	☼	03/14/16 13:31	03/14/16 19:25	1
1,4-Dichlorobenzene	<0.93		17	0.93	ug/Kg	☼	03/14/16 13:31	03/14/16 19:25	1
Trichlorofluoromethane	<0.96		17	0.96	ug/Kg	☼	03/14/16 13:31	03/14/16 19:25	1
Chlorodibromomethane	<1.2		17	1.2	ug/Kg	☼	03/14/16 13:31	03/14/16 19:25	1

TestAmerica Canton

# Client Sample Results

Client: GHD Services Inc.  
Project/Site: 58505, Janesville WI, SSOW 108014

TestAmerica Job ID: 240-62022-1

**Client Sample ID: SE-031016-JN-018**

**Lab Sample ID: 240-62022-8**

**Date Collected: 03/10/16 11:40**

**Matrix: Solid**

**Date Received: 03/11/16 10:40**

**Percent Solids: 49.5**

## Method: 8260B - Volatile Organic Compounds (GC/MS) (Continued)

Analyte	Result	Qualifier	LOQ	LOD	Unit	D	Prepared	Analyzed	Dil Fac
<b>Methylcyclohexane</b>	<b>39</b>		33	1.9	ug/Kg	☼	03/14/16 13:31	03/14/16 19:25	1
Surrogate	%Recovery	Qualifier	Limits				Prepared	Analyzed	Dil Fac
1,2-Dichloroethane-d4 (Surr)	89		58 - 123				03/14/16 13:31	03/14/16 19:25	1
4-Bromofluorobenzene (Surr)	207	X	52 - 136				03/14/16 13:31	03/14/16 19:25	1
Toluene-d8 (Surr)	129	X	67 - 125				03/14/16 13:31	03/14/16 19:25	1
Dibromofluoromethane (Surr)	95		37 - 132				03/14/16 13:31	03/14/16 19:25	1

## Method: 8270C - Semivolatile Organic Compounds (GC/MS)

Analyte	Result	Qualifier	LOQ	LOD	Unit	D	Prepared	Analyzed	Dil Fac
1,1'-Biphenyl	<29		410	29	ug/Kg	☼	03/14/16 07:06	03/19/16 20:05	4
bis (2-chloroisopropyl) ether	<78		820	78	ug/Kg	☼	03/14/16 07:06	03/19/16 20:05	4
2,4,5-Trichlorophenol	<200		1200	200	ug/Kg	☼	03/14/16 07:06	03/19/16 20:05	4
2,4,6-Trichlorophenol	<73		1200	73	ug/Kg	☼	03/14/16 07:06	03/19/16 20:05	4
2,4-Dichlorophenol	<160		1200	160	ug/Kg	☼	03/14/16 07:06	03/19/16 20:05	4
2,4-Dimethylphenol	<160		1200	160	ug/Kg	☼	03/14/16 07:06	03/19/16 20:05	4
2,4-Dinitrophenol	<170		2700	170	ug/Kg	☼	03/14/16 07:06	03/19/16 20:05	4
2,4-Dinitrotoluene	<140		1600	140	ug/Kg	☼	03/14/16 07:06	03/19/16 20:05	4
2,6-Dinitrotoluene	<170		1600	170	ug/Kg	☼	03/14/16 07:06	03/19/16 20:05	4
2-Chloronaphthalene	<3.7		410	3.7	ug/Kg	☼	03/14/16 07:06	03/19/16 20:05	4
2-Chlorophenol	<67		410	67	ug/Kg	☼	03/14/16 07:06	03/19/16 20:05	4
<b>2-Methylnaphthalene</b>	<b>100</b>		54	4.1	ug/Kg	☼	03/14/16 07:06	03/19/16 20:05	4
2-Methylphenol	<90		1600	90	ug/Kg	☼	03/14/16 07:06	03/19/16 20:05	4
2-Nitroaniline	<74		1600	74	ug/Kg	☼	03/14/16 07:06	03/19/16 20:05	4
2-Nitrophenol	<68		410	68	ug/Kg	☼	03/14/16 07:06	03/19/16 20:05	4
3,3'-Dichlorobenzidine	<150		820	150	ug/Kg	☼	03/14/16 07:06	03/19/16 20:05	4
3-Nitroaniline	<130		1600	130	ug/Kg	☼	03/14/16 07:06	03/19/16 20:05	4
4,6-Dinitro-2-methylphenol	<75		1200	75	ug/Kg	☼	03/14/16 07:06	03/19/16 20:05	4
4-Bromophenyl phenyl ether	<110		410	110	ug/Kg	☼	03/14/16 07:06	03/19/16 20:05	4
4-Chloro-3-methylphenol	<170		1200	170	ug/Kg	☼	03/14/16 07:06	03/19/16 20:05	4
4-Chloroaniline	<140		1200	140	ug/Kg	☼	03/14/16 07:06	03/19/16 20:05	4
4-Chlorophenyl phenyl ether	<110		410	110	ug/Kg	☼	03/14/16 07:06	03/19/16 20:05	4
4-Nitroaniline	<210		1600	210	ug/Kg	☼	03/14/16 07:06	03/19/16 20:05	4
4-Nitrophenol	<140		2700	140	ug/Kg	☼	03/14/16 07:06	03/19/16 20:05	4
Acetophenone	<75		820	75	ug/Kg	☼	03/14/16 07:06	03/19/16 20:05	4
Atrazine	<74		1600	74	ug/Kg	☼	03/14/16 07:06	03/19/16 20:05	4
Benzaldehyde	<98		820	98	ug/Kg	☼	03/14/16 07:06	03/19/16 20:05	4
Bis(2-chloroethoxy)methane	<180		820	180	ug/Kg	☼	03/14/16 07:06	03/19/16 20:05	4
Bis(2-chloroethyl)ether	<16		820	16	ug/Kg	☼	03/14/16 07:06	03/19/16 20:05	4
<b>Bis(2-ethylhexyl) phthalate</b>	<b>360</b>	<b>J B</b>	570	160	ug/Kg	☼	03/14/16 07:06	03/19/16 20:05	4
<b>Butyl benzyl phthalate</b>	<b>130</b>	<b>J</b>	570	82	ug/Kg	☼	03/14/16 07:06	03/19/16 20:05	4
Caprolactam	<300		2700	300	ug/Kg	☼	03/14/16 07:06	03/19/16 20:05	4
Carbazole	<220		410	220	ug/Kg	☼	03/14/16 07:06	03/19/16 20:05	4
<b>Dibenzofuran</b>	<b>62</b>	<b>J</b>	410	5.4	ug/Kg	☼	03/14/16 07:06	03/19/16 20:05	4
Diethyl phthalate	<130		570	130	ug/Kg	☼	03/14/16 07:06	03/19/16 20:05	4
Dimethyl phthalate	<140		570	140	ug/Kg	☼	03/14/16 07:06	03/19/16 20:05	4
<b>Di-n-butyl phthalate</b>	<b>130</b>	<b>J</b>	570	120	ug/Kg	☼	03/14/16 07:06	03/19/16 20:05	4
Di-n-octyl phthalate	<64		570	64	ug/Kg	☼	03/14/16 07:06	03/19/16 20:05	4
Hexachlorobenzene	<17		54	17	ug/Kg	☼	03/14/16 07:06	03/19/16 20:05	4
Hexachlorobutadiene	<46		410	46	ug/Kg	☼	03/14/16 07:06	03/19/16 20:05	4

TestAmerica Canton

# Client Sample Results

Client: GHD Services Inc.  
Project/Site: 58505, Janesville WI, SSOW 108014

TestAmerica Job ID: 240-62022-1

**Client Sample ID: SE-031016-JN-018**

**Lab Sample ID: 240-62022-8**

**Date Collected: 03/10/16 11:40**

**Matrix: Solid**

**Date Received: 03/11/16 10:40**

**Percent Solids: 49.5**

## Method: 8270C - Semivolatile Organic Compounds (GC/MS) (Continued)

Analyte	Result	Qualifier	LOQ	LOD	Unit	D	Prepared	Analyzed	Dil Fac
Hexachlorocyclopentadiene	<66		2700	66	ug/Kg	☼	03/14/16 07:06	03/19/16 20:05	4
Hexachloroethane	<73		410	73	ug/Kg	☼	03/14/16 07:06	03/19/16 20:05	4
Isophorone	<110		410	110	ug/Kg	☼	03/14/16 07:06	03/19/16 20:05	4
Nitrobenzene	<18		820	18	ug/Kg	☼	03/14/16 07:06	03/19/16 20:05	4
N-Nitrosodi-n-propylamine	<51		410	51	ug/Kg	☼	03/14/16 07:06	03/19/16 20:05	4
N-Nitrosodiphenylamine	<170		410	170	ug/Kg	☼	03/14/16 07:06	03/19/16 20:05	4
Pentachlorophenol	<74		1200	74	ug/Kg	☼	03/14/16 07:06	03/19/16 20:05	4
Phenol	<60		410	60	ug/Kg	☼	03/14/16 07:06	03/19/16 20:05	4
3 & 4 Methylphenol	<160		3300	160	ug/Kg	☼	03/14/16 07:06	03/19/16 20:05	4

Surrogate	%Recovery	Qualifier	Limits	Prepared	Analyzed	Dil Fac
2-Fluorobiphenyl (Surr)	53		24 - 110	03/14/16 07:06	03/19/16 20:05	4
2-Fluorophenol (Surr)	59		24 - 110	03/14/16 07:06	03/19/16 20:05	4
2,4,6-Tribromophenol (Surr)	57		10 - 110	03/14/16 07:06	03/19/16 20:05	4
Nitrobenzene-d5 (Surr)	61		20 - 110	03/14/16 07:06	03/19/16 20:05	4
Phenol-d5 (Surr)	59		26 - 110	03/14/16 07:06	03/19/16 20:05	4
Terphenyl-d14 (Surr)	60		36 - 110	03/14/16 07:06	03/19/16 20:05	4

## Method: 1630 - Methyl Mercury (GC)

Analyte	Result	Qualifier	LOQ	LOD	Unit	D	Prepared	Analyzed	Dil Fac
Methyl Mercury	1.2		0.19	0.058	ug/Kg	☼	03/14/16 11:58	03/18/16 23:11	1

Surrogate	%Recovery	Qualifier	Limits	Prepared	Analyzed	Dil Fac
n-Propyl Mercury Chloride	28		10 - 149	03/14/16 11:58	03/18/16 23:11	1

## Method: 8082 - Polychlorinated Biphenyls (PCBs) by Gas Chromatography

Analyte	Result	Qualifier	LOQ	LOD	Unit	D	Prepared	Analyzed	Dil Fac
Aroclor-1016	<24		66	24	ug/Kg	☼	03/18/16 08:15	03/23/16 22:52	1
Aroclor-1221	<32		66	32	ug/Kg	☼	03/18/16 08:15	03/23/16 22:52	1
Aroclor-1232	<40		66	40	ug/Kg	☼	03/18/16 08:15	03/23/16 22:52	1
Aroclor-1242	<22		66	22	ug/Kg	☼	03/18/16 08:15	03/23/16 22:52	1
Aroclor-1248	<16		66	16	ug/Kg	☼	03/18/16 08:15	03/23/16 22:52	1
<b>Aroclor-1254</b>	<b>180</b>		66	28	ug/Kg	☼	03/18/16 08:15	03/23/16 22:52	1
Aroclor-1260	<18		66	18	ug/Kg	☼	03/18/16 08:15	03/23/16 22:52	1
Aroclor-1262	<20		66	20	ug/Kg	☼	03/18/16 08:15	03/23/16 22:52	1
Aroclor-1268	<26		66	26	ug/Kg	☼	03/18/16 08:15	03/23/16 22:52	1

Surrogate	%Recovery	Qualifier	Limits	Prepared	Analyzed	Dil Fac
Tetrachloro-m-xylene	73		13 - 134	03/18/16 08:15	03/23/16 22:52	1
DCB Decachlorobiphenyl	382	X	10 - 155	03/18/16 08:15	03/23/16 22:52	1

## Method: 6020 - Metals (ICP/MS)

Analyte	Result	Qualifier	LOQ	LOD	Unit	D	Prepared	Analyzed	Dil Fac
Silver	0.19	J	0.35	0.0025	mg/Kg	☼	03/14/16 10:54	03/21/16 21:18	2
Arsenic	6.2		1.8	0.046	mg/Kg	☼	03/14/16 10:54	03/23/16 01:12	2
Beryllium	0.31	J	0.35	0.019	mg/Kg	☼	03/14/16 10:54	03/23/16 01:12	2
Cadmium	0.96		0.35	0.0065	mg/Kg	☼	03/14/16 10:54	03/21/16 21:18	2
Cobalt	3.9	B	0.35	0.0030	mg/Kg	☼	03/14/16 10:54	03/21/16 21:18	2
Chromium	20.0	B	0.70	0.11	mg/Kg	☼	03/14/16 10:54	03/21/16 21:18	2
Copper	27.1	B	0.70	0.17	mg/Kg	☼	03/14/16 10:54	03/21/16 21:18	2
Manganese	324		1.8	0.21	mg/Kg	☼	03/14/16 10:54	03/21/16 21:18	2

TestAmerica Canton

# Client Sample Results

Client: GHD Services Inc.  
 Project/Site: 58505, Janesville WI, SSOW 108014

TestAmerica Job ID: 240-62022-1

**Client Sample ID: SE-031016-JN-018**

**Lab Sample ID: 240-62022-8**

**Date Collected: 03/10/16 11:40**

**Matrix: Solid**

**Date Received: 03/11/16 10:40**

**Percent Solids: 49.5**

**Method: 6020 - Metals (ICP/MS) (Continued)**

Analyte	Result	Qualifier	LOQ	LOD	Unit	D	Prepared	Analyzed	Dil Fac
Nickel	8.5	B	0.70	0.068	mg/Kg	☼	03/14/16 10:54	03/21/16 21:18	2
Lead	294	B	0.35	0.079	mg/Kg	☼	03/14/16 10:54	03/23/16 13:41	2
Antimony	0.35	J	0.70	0.025	mg/Kg	☼	03/14/16 10:54	03/23/16 01:12	2
Selenium	1.2	J	1.8	0.070	mg/Kg	☼	03/14/16 10:54	03/21/16 21:18	2
Thallium	0.12	J	0.70	0.033	mg/Kg	☼	03/14/16 10:54	03/21/16 21:18	2
Vanadium	12.8		1.8	0.065	mg/Kg	☼	03/14/16 10:54	03/21/16 21:18	2
Zinc	289		7.0	0.88	mg/Kg	☼	03/14/16 10:54	03/23/16 01:12	2
Barium	171	B	1.8	0.39	mg/Kg	☼	03/14/16 10:54	03/23/16 01:12	2

**Method: 7471A - Mercury (CVAA)**

Analyte	Result	Qualifier	LOQ	LOD	Unit	D	Prepared	Analyzed	Dil Fac
Mercury	2.4	B	0.19	0.027	mg/Kg	☼	03/14/16 15:00	03/15/16 09:02	1

**General Chemistry**

Analyte	Result	Qualifier	LOQ	LOD	Unit	D	Prepared	Analyzed	Dil Fac
Total Organic Carbon	46100		2020	1010	mg/Kg	☼		03/22/16 11:36	1
Percent Solids	49.5		0.1	0.1	%			03/14/16 16:52	1
Percent Moisture	50.5		0.1	0.1	%			03/14/16 16:52	1

# Client Sample Results

Client: GHD Services Inc.  
Project/Site: 58505, Janesville WI, SSOW 108014

TestAmerica Job ID: 240-62022-1

**Client Sample ID: SE-031016-JN-019**

**Lab Sample ID: 240-62022-9**

**Date Collected: 03/10/16 11:45**

**Matrix: Solid**

**Date Received: 03/11/16 10:40**

**Percent Solids: 48.7**

**Method: 8260B - Volatile Organic Compounds (GC/MS)**

Analyte	Result	Qualifier	LOQ	LOD	Unit	D	Prepared	Analyzed	Dil Fac
<b>Acetone</b>	<b>31</b>	<b>J B</b>	39	11	ug/Kg	☼	03/14/16 13:31	03/14/16 19:51	1
Benzene	<1.8		9.8	1.8	ug/Kg	☼	03/14/16 13:31	03/14/16 19:51	1
Dichlorobromomethane	<0.57		9.8	0.57	ug/Kg	☼	03/14/16 13:31	03/14/16 19:51	1
Bromoform	<0.47		9.8	0.47	ug/Kg	☼	03/14/16 13:31	03/14/16 19:51	1
Bromomethane	<0.83		9.8	0.83	ug/Kg	☼	03/14/16 13:31	03/14/16 19:51	1
<b>2-Butanone (MEK)</b>	<b>8.3</b>	<b>J B</b>	39	2.2	ug/Kg	☼	03/14/16 13:31	03/14/16 19:51	1
Carbon disulfide	<1.2		9.8	1.2	ug/Kg	☼	03/14/16 13:31	03/14/16 19:51	1
Carbon tetrachloride	<1.3		9.8	1.3	ug/Kg	☼	03/14/16 13:31	03/14/16 19:51	1
Chlorobenzene	<1.0		9.8	1.0	ug/Kg	☼	03/14/16 13:31	03/14/16 19:51	1
Chloroethane	<0.86		9.8	0.86	ug/Kg	☼	03/14/16 13:31	03/14/16 19:51	1
Chloroform	<0.71		9.8	0.71	ug/Kg	☼	03/14/16 13:31	03/14/16 19:51	1
Chloromethane	<1.6		9.8	1.6	ug/Kg	☼	03/14/16 13:31	03/14/16 19:51	1
1,1-Dichloroethane	<0.67		9.8	0.67	ug/Kg	☼	03/14/16 13:31	03/14/16 19:51	1
1,2-Dichloroethane	<0.90		9.8	0.90	ug/Kg	☼	03/14/16 13:31	03/14/16 19:51	1
1,1-Dichloroethene	<1.6		9.8	1.6	ug/Kg	☼	03/14/16 13:31	03/14/16 19:51	1
1,2-Dichloropropane	<0.28		9.8	0.28	ug/Kg	☼	03/14/16 13:31	03/14/16 19:51	1
1,2,4-Trimethylbenzene	<1.1		9.8	1.1	ug/Kg	☼	03/14/16 13:31	03/14/16 19:51	1
cis-1,3-Dichloropropene	<1.4		9.8	1.4	ug/Kg	☼	03/14/16 13:31	03/14/16 19:51	1
trans-1,3-Dichloropropene	<0.57		9.8	0.57	ug/Kg	☼	03/14/16 13:31	03/14/16 19:51	1
Ethylbenzene	<0.63		9.8	0.63	ug/Kg	☼	03/14/16 13:31	03/14/16 19:51	1
2-Hexanone	<1.3		39	1.3	ug/Kg	☼	03/14/16 13:31	03/14/16 19:51	1
<b>Methylene Chloride</b>	<b>3.1</b>	<b>J B</b>	9.8	1.5	ug/Kg	☼	03/14/16 13:31	03/14/16 19:51	1
4-Methyl-2-pentanone (MIBK)	<2.4		39	2.4	ug/Kg	☼	03/14/16 13:31	03/14/16 19:51	1
Styrene	<0.79		9.8	0.79	ug/Kg	☼	03/14/16 13:31	03/14/16 19:51	1
1,1,2,2-Tetrachloroethane	<0.61		9.8	0.61	ug/Kg	☼	03/14/16 13:31	03/14/16 19:51	1
Tetrachloroethene	<1.6		9.8	1.6	ug/Kg	☼	03/14/16 13:31	03/14/16 19:51	1
Toluene	<0.53		9.8	0.53	ug/Kg	☼	03/14/16 13:31	03/14/16 19:51	1
Trichloroethene	<0.75		9.8	0.75	ug/Kg	☼	03/14/16 13:31	03/14/16 19:51	1
1,3,5-Trimethylbenzene	<0.57		9.8	0.57	ug/Kg	☼	03/14/16 13:31	03/14/16 19:51	1
Vinyl chloride	<0.59		9.8	0.59	ug/Kg	☼	03/14/16 13:31	03/14/16 19:51	1
Xylenes, Total	<1.1		20	1.1	ug/Kg	☼	03/14/16 13:31	03/14/16 19:51	1
1,1,1-Trichloroethane	<1.3		9.8	1.3	ug/Kg	☼	03/14/16 13:31	03/14/16 19:51	1
1,1,2-Trichloroethane	<0.73		9.8	0.73	ug/Kg	☼	03/14/16 13:31	03/14/16 19:51	1
Cyclohexane	<0.94		20	0.94	ug/Kg	☼	03/14/16 13:31	03/14/16 19:51	1
1,2-Dibromo-3-Chloropropane	<5.3		20	5.3	ug/Kg	☼	03/14/16 13:31	03/14/16 19:51	1
Ethylene Dibromide	<1.0		9.8	1.0	ug/Kg	☼	03/14/16 13:31	03/14/16 19:51	1
Dichlorodifluoromethane	<0.55		9.8	0.55	ug/Kg	☼	03/14/16 13:31	03/14/16 19:51	1
cis-1,2-Dichloroethene	<0.55		9.8	0.55	ug/Kg	☼	03/14/16 13:31	03/14/16 19:51	1
trans-1,2-Dichloroethene	<0.63		9.8	0.63	ug/Kg	☼	03/14/16 13:31	03/14/16 19:51	1
Isopropylbenzene	<0.39		9.8	0.39	ug/Kg	☼	03/14/16 13:31	03/14/16 19:51	1
Methyl acetate	<4.0		20	4.0	ug/Kg	☼	03/14/16 13:31	03/14/16 19:51	1
Methyl tert-butyl ether	<0.85		9.8	0.85	ug/Kg	☼	03/14/16 13:31	03/14/16 19:51	1
1,1,2-Trichloro-1,2,2-trifluoroethane	<0.83		9.8	0.83	ug/Kg	☼	03/14/16 13:31	03/14/16 19:51	1
1,2,4-Trichlorobenzene	<0.75		9.8	0.75	ug/Kg	☼	03/14/16 13:31	03/14/16 19:51	1
1,2-Dichlorobenzene	<0.67		9.8	0.67	ug/Kg	☼	03/14/16 13:31	03/14/16 19:51	1
1,3-Dichlorobenzene	<1.4		9.8	1.4	ug/Kg	☼	03/14/16 13:31	03/14/16 19:51	1
1,4-Dichlorobenzene	<0.55		9.8	0.55	ug/Kg	☼	03/14/16 13:31	03/14/16 19:51	1
Trichlorofluoromethane	<0.57		9.8	0.57	ug/Kg	☼	03/14/16 13:31	03/14/16 19:51	1
Chlorodibromomethane	<0.73		9.8	0.73	ug/Kg	☼	03/14/16 13:31	03/14/16 19:51	1

TestAmerica Canton

# Client Sample Results

Client: GHD Services Inc.  
Project/Site: 58505, Janesville WI, SSOW 108014

TestAmerica Job ID: 240-62022-1

**Client Sample ID: SE-031016-JN-019**

**Lab Sample ID: 240-62022-9**

**Date Collected: 03/10/16 11:45**

**Matrix: Solid**

**Date Received: 03/11/16 10:40**

**Percent Solids: 48.7**

**Method: 8260B - Volatile Organic Compounds (GC/MS) (Continued)**

Analyte	Result	Qualifier	LOQ	LOD	Unit	D	Prepared	Analyzed	Dil Fac
Methylcyclohexane	<1.1		20	1.1	ug/Kg	☼	03/14/16 13:31	03/14/16 19:51	1
Surrogate	%Recovery	Qualifier	Limits				Prepared	Analyzed	Dil Fac
1,2-Dichloroethane-d4 (Surr)	90		58 - 123				03/14/16 13:31	03/14/16 19:51	1
4-Bromofluorobenzene (Surr)	103		52 - 136				03/14/16 13:31	03/14/16 19:51	1
Toluene-d8 (Surr)	102		67 - 125				03/14/16 13:31	03/14/16 19:51	1
Dibromofluoromethane (Surr)	94		37 - 132				03/14/16 13:31	03/14/16 19:51	1

**Method: 8270C - Semivolatile Organic Compounds (GC/MS)**

Analyte	Result	Qualifier	LOQ	LOD	Unit	D	Prepared	Analyzed	Dil Fac
1,1'-Biphenyl	<7.2		100	7.2	ug/Kg	☼	03/14/16 07:06	03/17/16 17:37	1
bis (2-chloroisopropyl) ether	<19		210	19	ug/Kg	☼	03/14/16 07:06	03/17/16 17:37	1
2,4,5-Trichlorophenol	<51		310	51	ug/Kg	☼	03/14/16 07:06	03/17/16 17:37	1
2,4,6-Trichlorophenol	<18		310	18	ug/Kg	☼	03/14/16 07:06	03/17/16 17:37	1
2,4-Dichlorophenol	<41		310	41	ug/Kg	☼	03/14/16 07:06	03/17/16 17:37	1
2,4-Dimethylphenol	<41		310	41	ug/Kg	☼	03/14/16 07:06	03/17/16 17:37	1
2,4-Dinitrophenol	<43		680	43	ug/Kg	☼	03/14/16 07:06	03/17/16 17:37	1
2,4-Dinitrotoluene	<35		410	35	ug/Kg	☼	03/14/16 07:06	03/17/16 17:37	1
2,6-Dinitrotoluene	<43		410	43	ug/Kg	☼	03/14/16 07:06	03/17/16 17:37	1
2-Chloronaphthalene	<0.92		100	0.92	ug/Kg	☼	03/14/16 07:06	03/17/16 17:37	1
2-Chlorophenol	<17		100	17	ug/Kg	☼	03/14/16 07:06	03/17/16 17:37	1
2-Methylnaphthalene	<1.0		14	1.0	ug/Kg	☼	03/14/16 07:06	03/17/16 17:37	1
2-Methylphenol	<23		410	23	ug/Kg	☼	03/14/16 07:06	03/17/16 17:37	1
2-Nitroaniline	<19		410	19	ug/Kg	☼	03/14/16 07:06	03/17/16 17:37	1
2-Nitrophenol	<17		100	17	ug/Kg	☼	03/14/16 07:06	03/17/16 17:37	1
3,3'-Dichlorobenzidine	<37		210	37	ug/Kg	☼	03/14/16 07:06	03/17/16 17:37	1
3-Nitroaniline	<33		410	33	ug/Kg	☼	03/14/16 07:06	03/17/16 17:37	1
4,6-Dinitro-2-methylphenol	<19		310	19	ug/Kg	☼	03/14/16 07:06	03/17/16 17:37	1
4-Bromophenyl phenyl ether	<27		100	27	ug/Kg	☼	03/14/16 07:06	03/17/16 17:37	1
4-Chloro-3-methylphenol	<43		310	43	ug/Kg	☼	03/14/16 07:06	03/17/16 17:37	1
4-Chloroaniline	<35		310	35	ug/Kg	☼	03/14/16 07:06	03/17/16 17:37	1
4-Chlorophenyl phenyl ether	<27		100	27	ug/Kg	☼	03/14/16 07:06	03/17/16 17:37	1
4-Nitroaniline	<53		410	53	ug/Kg	☼	03/14/16 07:06	03/17/16 17:37	1
4-Nitrophenol	<35		680	35	ug/Kg	☼	03/14/16 07:06	03/17/16 17:37	1
Acetophenone	<19		210	19	ug/Kg	☼	03/14/16 07:06	03/17/16 17:37	1
Atrazine	<19		410	19	ug/Kg	☼	03/14/16 07:06	03/17/16 17:37	1
Benzaldehyde	<25		210	25	ug/Kg	☼	03/14/16 07:06	03/17/16 17:37	1
Bis(2-chloroethoxy)methane	<45		210	45	ug/Kg	☼	03/14/16 07:06	03/17/16 17:37	1
Bis(2-chloroethyl)ether	<4.1		210	4.1	ug/Kg	☼	03/14/16 07:06	03/17/16 17:37	1
<b>Bis(2-ethylhexyl) phthalate</b>	<b>52</b>	<b>J B</b>	140	39	ug/Kg	☼	03/14/16 07:06	03/17/16 17:37	1
Butyl benzyl phthalate	<21		140	21	ug/Kg	☼	03/14/16 07:06	03/17/16 17:37	1
Caprolactam	<76		680	76	ug/Kg	☼	03/14/16 07:06	03/17/16 17:37	1
Carbazole	<55		100	55	ug/Kg	☼	03/14/16 07:06	03/17/16 17:37	1
Dibenzofuran	<1.4		100	1.4	ug/Kg	☼	03/14/16 07:06	03/17/16 17:37	1
Diethyl phthalate	<33		140	33	ug/Kg	☼	03/14/16 07:06	03/17/16 17:37	1
Dimethyl phthalate	<35		140	35	ug/Kg	☼	03/14/16 07:06	03/17/16 17:37	1
Di-n-butyl phthalate	<31		140	31	ug/Kg	☼	03/14/16 07:06	03/17/16 17:37	1
Di-n-octyl phthalate	<16		140	16	ug/Kg	☼	03/14/16 07:06	03/17/16 17:37	1
Hexachlorobenzene	<4.3		14	4.3	ug/Kg	☼	03/14/16 07:06	03/17/16 17:37	1
Hexachlorobutadiene	<11		100	11	ug/Kg	☼	03/14/16 07:06	03/17/16 17:37	1

TestAmerica Canton



# Client Sample Results

Client: GHD Services Inc.  
Project/Site: 58505, Janesville WI, SSOW 108014

TestAmerica Job ID: 240-62022-1

**Client Sample ID: SE-031016-JN-019**

**Lab Sample ID: 240-62022-9**

**Date Collected: 03/10/16 11:45**

**Matrix: Solid**

**Date Received: 03/11/16 10:40**

**Percent Solids: 48.7**

**Method: 8270C - Semivolatile Organic Compounds (GC/MS) (Continued)**

Analyte	Result	Qualifier	LOQ	LOD	Unit	D	Prepared	Analyzed	Dil Fac
Hexachlorocyclopentadiene	<17		680	17	ug/Kg	☼	03/14/16 07:06	03/17/16 17:37	1
Hexachloroethane	<18		100	18	ug/Kg	☼	03/14/16 07:06	03/17/16 17:37	1
Isophorone	<27		100	27	ug/Kg	☼	03/14/16 07:06	03/17/16 17:37	1
Nitrobenzene	<4.5		210	4.5	ug/Kg	☼	03/14/16 07:06	03/17/16 17:37	1
N-Nitrosodi-n-propylamine	<13		100	13	ug/Kg	☼	03/14/16 07:06	03/17/16 17:37	1
N-Nitrosodiphenylamine	<43		100	43	ug/Kg	☼	03/14/16 07:06	03/17/16 17:37	1
Pentachlorophenol	<19		310	19	ug/Kg	☼	03/14/16 07:06	03/17/16 17:37	1
<b>Phenol</b>	<b>24</b>	<b>J</b>	100	15	ug/Kg	☼	03/14/16 07:06	03/17/16 17:37	1
3 & 4 Methylphenol	<41		820	41	ug/Kg	☼	03/14/16 07:06	03/17/16 17:37	1
<b>Fluorene</b>	<b>14</b>		14	1.1	ug/Kg	☼	03/14/16 07:06	03/17/16 17:37	1
<b>Acenaphthylene</b>	<b>8.5</b>	<b>J</b>	14	0.72	ug/Kg	☼	03/14/16 07:06	03/17/16 17:37	1
<b>Benzo[g,h,i]perylene</b>	<b>30</b>		14	0.72	ug/Kg	☼	03/14/16 07:06	03/17/16 17:37	1
<b>Phenanthrene</b>	<b>98</b>		14	1.5	ug/Kg	☼	03/14/16 07:06	03/17/16 17:37	1
<b>Benzo[k]fluoranthene</b>	<b>31</b>		14	1.4	ug/Kg	☼	03/14/16 07:06	03/17/16 17:37	1
<b>Benzo[a]pyrene</b>	<b>49</b>		14	1.3	ug/Kg	☼	03/14/16 07:06	03/17/16 17:37	1
<b>Anthracene</b>	<b>24</b>		14	1.6	ug/Kg	☼	03/14/16 07:06	03/17/16 17:37	1
<b>Pyrene</b>	<b>120</b>		14	0.90	ug/Kg	☼	03/14/16 07:06	03/17/16 17:37	1
Dibenz(a,h)anthracene	<1.4		14	1.4	ug/Kg	☼	03/14/16 07:06	03/17/16 17:37	1
<b>Naphthalene</b>	<b>9.1</b>	<b>J</b>	14	1.7	ug/Kg	☼	03/14/16 07:06	03/17/16 17:37	1
<b>Fluoranthene</b>	<b>120</b>		14	1.1	ug/Kg	☼	03/14/16 07:06	03/17/16 17:37	1
<b>Benzo[a]anthracene</b>	<b>56</b>		14	1.3	ug/Kg	☼	03/14/16 07:06	03/17/16 17:37	1
<b>Indeno[1,2,3-cd]pyrene</b>	<b>23</b>		14	0.72	ug/Kg	☼	03/14/16 07:06	03/17/16 17:37	1
<b>Chrysene</b>	<b>64</b>		14	2.3	ug/Kg	☼	03/14/16 07:06	03/17/16 17:37	1
Acenaphthene	<1.6		14	1.6	ug/Kg	☼	03/14/16 07:06	03/17/16 17:37	1
<b>Benzo[b]fluoranthene</b>	<b>49</b>		14	1.2	ug/Kg	☼	03/14/16 07:06	03/17/16 17:37	1

Surrogate	%Recovery	Qualifier	Limits	Prepared	Analyzed	Dil Fac
2-Fluorobiphenyl (Surr)	71		24 - 110	03/14/16 07:06	03/17/16 17:37	1
2-Fluorophenol (Surr)	80		24 - 110	03/14/16 07:06	03/17/16 17:37	1
2,4,6-Tribromophenol (Surr)	72		10 - 110	03/14/16 07:06	03/17/16 17:37	1
Nitrobenzene-d5 (Surr)	61		20 - 110	03/14/16 07:06	03/17/16 17:37	1
Phenol-d5 (Surr)	81		26 - 110	03/14/16 07:06	03/17/16 17:37	1
Terphenyl-d14 (Surr)	85		36 - 110	03/14/16 07:06	03/17/16 17:37	1

**Method: 8082 - Polychlorinated Biphenyls (PCBs) by Gas Chromatography**

Analyte	Result	Qualifier	LOQ	LOD	Unit	D	Prepared	Analyzed	Dil Fac
Aroclor-1016	<24		67	24	ug/Kg	☼	03/18/16 08:15	03/23/16 23:10	1
Aroclor-1221	<32		67	32	ug/Kg	☼	03/18/16 08:15	03/23/16 23:10	1
Aroclor-1232	<40		67	40	ug/Kg	☼	03/18/16 08:15	03/23/16 23:10	1
Aroclor-1242	<22		67	22	ug/Kg	☼	03/18/16 08:15	03/23/16 23:10	1
Aroclor-1248	<16		67	16	ug/Kg	☼	03/18/16 08:15	03/23/16 23:10	1
Aroclor-1254	<28		67	28	ug/Kg	☼	03/18/16 08:15	03/23/16 23:10	1
Aroclor-1260	<18		67	18	ug/Kg	☼	03/18/16 08:15	03/23/16 23:10	1
Aroclor-1262	<20		67	20	ug/Kg	☼	03/18/16 08:15	03/23/16 23:10	1
Aroclor-1268	<26		67	26	ug/Kg	☼	03/18/16 08:15	03/23/16 23:10	1

Surrogate	%Recovery	Qualifier	Limits	Prepared	Analyzed	Dil Fac
Tetrachloro-m-xylene	30		13 - 134	03/18/16 08:15	03/23/16 23:10	1
DCB Decachlorobiphenyl	54	p	10 - 155	03/18/16 08:15	03/23/16 23:10	1

TestAmerica Canton

# Client Sample Results

Client: GHD Services Inc.  
 Project/Site: 58505, Janesville WI, SSOW 108014

TestAmerica Job ID: 240-62022-1

**Client Sample ID: SE-031016-JN-019**

**Lab Sample ID: 240-62022-9**

**Date Collected: 03/10/16 11:45**

**Matrix: Solid**

**Date Received: 03/11/16 10:40**

**Percent Solids: 48.7**

**Method: 6020 - Metals (ICP/MS)**

Analyte	Result	Qualifier	LOQ	LOD	Unit	D	Prepared	Analyzed	Dil Fac
Silver	0.077	J	0.31	0.0022	mg/Kg	☼	03/14/16 10:54	03/21/16 21:22	2
Arsenic	3.8		1.6	0.040	mg/Kg	☼	03/14/16 10:54	03/23/16 01:17	2
Beryllium	0.44		0.31	0.017	mg/Kg	☼	03/14/16 10:54	03/23/16 01:17	2
Cadmium	0.43		0.31	0.0058	mg/Kg	☼	03/14/16 10:54	03/21/16 21:22	2
Cobalt	5.6	B	0.31	0.0026	mg/Kg	☼	03/14/16 10:54	03/21/16 21:22	2
Chromium	15.1	B	0.62	0.093	mg/Kg	☼	03/14/16 10:54	03/21/16 21:22	2
Copper	15.2	B	0.62	0.15	mg/Kg	☼	03/14/16 10:54	03/21/16 21:22	2
Manganese	384		1.6	0.19	mg/Kg	☼	03/14/16 10:54	03/21/16 21:22	2
Nickel	11.4	B	0.62	0.061	mg/Kg	☼	03/14/16 10:54	03/21/16 21:22	2
Lead	37.6	B	0.31	0.070	mg/Kg	☼	03/14/16 10:54	03/23/16 13:45	2
Antimony	0.082	J	0.62	0.022	mg/Kg	☼	03/14/16 10:54	03/23/16 01:17	2
Selenium	1.5	J	1.6	0.062	mg/Kg	☼	03/14/16 10:54	03/21/16 21:22	2
Thallium	0.13	J	0.62	0.030	mg/Kg	☼	03/14/16 10:54	03/21/16 21:22	2
Vanadium	17.6		1.6	0.058	mg/Kg	☼	03/14/16 10:54	03/21/16 21:22	2
Zinc	75.2		6.2	0.78	mg/Kg	☼	03/14/16 10:54	03/23/16 01:17	2
Barium	116	B	1.6	0.34	mg/Kg	☼	03/14/16 10:54	03/23/16 01:17	2

**Method: 7471A - Mercury (CVAA)**

Analyte	Result	Qualifier	LOQ	LOD	Unit	D	Prepared	Analyzed	Dil Fac
Mercury	1.5	B	0.22	0.031	mg/Kg	☼	03/14/16 15:00	03/15/16 09:03	1

**General Chemistry**

Analyte	Result	Qualifier	LOQ	LOD	Unit	D	Prepared	Analyzed	Dil Fac
Total Organic Carbon	60300		2050	1030	mg/Kg	☼		03/22/16 11:46	1
Percent Solids	48.7		0.1	0.1	%			03/14/16 16:52	1
Percent Moisture	51.3		0.1	0.1	%			03/14/16 16:52	1

# Client Sample Results

Client: GHD Services Inc.  
Project/Site: 58505, Janesville WI, SSOW 108014

TestAmerica Job ID: 240-62022-1

**Client Sample ID: SE-031016-JN-020**

**Lab Sample ID: 240-62022-10**

**Date Collected: 03/10/16 11:50**

**Matrix: Solid**

**Date Received: 03/11/16 10:40**

**Percent Solids: 52.2**

**Method: 8260B - Volatile Organic Compounds (GC/MS)**

Analyte	Result	Qualifier	LOQ	LOD	Unit	D	Prepared	Analyzed	Dil Fac
<b>Acetone</b>	<b>75</b>	<b>B</b>	35	10	ug/Kg	☼	03/14/16 13:31	03/14/16 20:16	1
Benzene	<1.6		8.7	1.6	ug/Kg	☼	03/14/16 13:31	03/14/16 20:16	1
Dichlorobromomethane	<0.51		8.7	0.51	ug/Kg	☼	03/14/16 13:31	03/14/16 20:16	1
Bromoform	<0.42		8.7	0.42	ug/Kg	☼	03/14/16 13:31	03/14/16 20:16	1
Bromomethane	<0.73		8.7	0.73	ug/Kg	☼	03/14/16 13:31	03/14/16 20:16	1
<b>2-Butanone (MEK)</b>	<b>22</b>	<b>J B</b>	35	2.0	ug/Kg	☼	03/14/16 13:31	03/14/16 20:16	1
Carbon disulfide	<1.0		8.7	1.0	ug/Kg	☼	03/14/16 13:31	03/14/16 20:16	1
Carbon tetrachloride	<1.1		8.7	1.1	ug/Kg	☼	03/14/16 13:31	03/14/16 20:16	1
Chlorobenzene	<0.93		8.7	0.93	ug/Kg	☼	03/14/16 13:31	03/14/16 20:16	1
Chloroethane	<0.77		8.7	0.77	ug/Kg	☼	03/14/16 13:31	03/14/16 20:16	1
Chloroform	<0.63		8.7	0.63	ug/Kg	☼	03/14/16 13:31	03/14/16 20:16	1
Chloromethane	<1.4		8.7	1.4	ug/Kg	☼	03/14/16 13:31	03/14/16 20:16	1
1,1-Dichloroethane	<0.59		8.7	0.59	ug/Kg	☼	03/14/16 13:31	03/14/16 20:16	1
1,2-Dichloroethane	<0.80		8.7	0.80	ug/Kg	☼	03/14/16 13:31	03/14/16 20:16	1
1,1-Dichloroethene	<1.4		8.7	1.4	ug/Kg	☼	03/14/16 13:31	03/14/16 20:16	1
1,2-Dichloropropane	<0.24		8.7	0.24	ug/Kg	☼	03/14/16 13:31	03/14/16 20:16	1
1,2,4-Trimethylbenzene	<1.0		8.7	1.0	ug/Kg	☼	03/14/16 13:31	03/14/16 20:16	1
cis-1,3-Dichloropropene	<1.2		8.7	1.2	ug/Kg	☼	03/14/16 13:31	03/14/16 20:16	1
trans-1,3-Dichloropropene	<0.51		8.7	0.51	ug/Kg	☼	03/14/16 13:31	03/14/16 20:16	1
Ethylbenzene	<0.56		8.7	0.56	ug/Kg	☼	03/14/16 13:31	03/14/16 20:16	1
2-Hexanone	<1.2		35	1.2	ug/Kg	☼	03/14/16 13:31	03/14/16 20:16	1
<b>Methylene Chloride</b>	<b>3.2</b>	<b>J B</b>	8.7	1.3	ug/Kg	☼	03/14/16 13:31	03/14/16 20:16	1
4-Methyl-2-pentanone (MIBK)	<2.1		35	2.1	ug/Kg	☼	03/14/16 13:31	03/14/16 20:16	1
Styrene	<0.70		8.7	0.70	ug/Kg	☼	03/14/16 13:31	03/14/16 20:16	1
1,1,2,2-Tetrachloroethane	<0.54		8.7	0.54	ug/Kg	☼	03/14/16 13:31	03/14/16 20:16	1
Tetrachloroethene	<1.4		8.7	1.4	ug/Kg	☼	03/14/16 13:31	03/14/16 20:16	1
Toluene	<0.47		8.7	0.47	ug/Kg	☼	03/14/16 13:31	03/14/16 20:16	1
Trichloroethene	<0.66		8.7	0.66	ug/Kg	☼	03/14/16 13:31	03/14/16 20:16	1
1,3,5-Trimethylbenzene	<0.51		8.7	0.51	ug/Kg	☼	03/14/16 13:31	03/14/16 20:16	1
Vinyl chloride	<0.52		8.7	0.52	ug/Kg	☼	03/14/16 13:31	03/14/16 20:16	1
Xylenes, Total	<0.94		17	0.94	ug/Kg	☼	03/14/16 13:31	03/14/16 20:16	1
1,1,1-Trichloroethane	<1.1		8.7	1.1	ug/Kg	☼	03/14/16 13:31	03/14/16 20:16	1
1,1,2-Trichloroethane	<0.65		8.7	0.65	ug/Kg	☼	03/14/16 13:31	03/14/16 20:16	1
Cyclohexane	<0.84		17	0.84	ug/Kg	☼	03/14/16 13:31	03/14/16 20:16	1
1,2-Dibromo-3-Chloropropane	<4.7		17	4.7	ug/Kg	☼	03/14/16 13:31	03/14/16 20:16	1
Ethylene Dibromide	<0.93		8.7	0.93	ug/Kg	☼	03/14/16 13:31	03/14/16 20:16	1
Dichlorodifluoromethane	<0.49		8.7	0.49	ug/Kg	☼	03/14/16 13:31	03/14/16 20:16	1
cis-1,2-Dichloroethene	<0.49		8.7	0.49	ug/Kg	☼	03/14/16 13:31	03/14/16 20:16	1
trans-1,2-Dichloroethene	<0.56		8.7	0.56	ug/Kg	☼	03/14/16 13:31	03/14/16 20:16	1
Isopropylbenzene	<0.35		8.7	0.35	ug/Kg	☼	03/14/16 13:31	03/14/16 20:16	1
Methyl acetate	<3.5		17	3.5	ug/Kg	☼	03/14/16 13:31	03/14/16 20:16	1
Methyl tert-butyl ether	<0.75		8.7	0.75	ug/Kg	☼	03/14/16 13:31	03/14/16 20:16	1
1,1,2-Trichloro-1,2,2-trifluoroethane	<0.73		8.7	0.73	ug/Kg	☼	03/14/16 13:31	03/14/16 20:16	1
1,2,4-Trichlorobenzene	<0.66		8.7	0.66	ug/Kg	☼	03/14/16 13:31	03/14/16 20:16	1
1,2-Dichlorobenzene	<0.59		8.7	0.59	ug/Kg	☼	03/14/16 13:31	03/14/16 20:16	1
1,3-Dichlorobenzene	<1.2		8.7	1.2	ug/Kg	☼	03/14/16 13:31	03/14/16 20:16	1
1,4-Dichlorobenzene	<0.49		8.7	0.49	ug/Kg	☼	03/14/16 13:31	03/14/16 20:16	1
Trichlorofluoromethane	<0.51		8.7	0.51	ug/Kg	☼	03/14/16 13:31	03/14/16 20:16	1
Chlorodibromomethane	<0.65		8.7	0.65	ug/Kg	☼	03/14/16 13:31	03/14/16 20:16	1

TestAmerica Canton

# Client Sample Results

Client: GHD Services Inc.  
Project/Site: 58505, Janesville WI, SSOW 108014

TestAmerica Job ID: 240-62022-1

**Client Sample ID: SE-031016-JN-020**

**Lab Sample ID: 240-62022-10**

**Date Collected: 03/10/16 11:50**

**Matrix: Solid**

**Date Received: 03/11/16 10:40**

**Percent Solids: 52.2**

**Method: 8260B - Volatile Organic Compounds (GC/MS) (Continued)**

Analyte	Result	Qualifier	LOQ	LOD	Unit	D	Prepared	Analyzed	Dil Fac
<b>Methylcyclohexane</b>	<b>3.5</b>	<b>J</b>	17	1.0	ug/Kg	☼	03/14/16 13:31	03/14/16 20:16	1
Surrogate	%Recovery	Qualifier	Limits				Prepared	Analyzed	Dil Fac
1,2-Dichloroethane-d4 (Surr)	92		58 - 123				03/14/16 13:31	03/14/16 20:16	1
4-Bromofluorobenzene (Surr)	119		52 - 136				03/14/16 13:31	03/14/16 20:16	1
Toluene-d8 (Surr)	107		67 - 125				03/14/16 13:31	03/14/16 20:16	1
Dibromofluoromethane (Surr)	96		37 - 132				03/14/16 13:31	03/14/16 20:16	1

**Method: 8270C - Semivolatile Organic Compounds (GC/MS)**

Analyte	Result	Qualifier	LOQ	LOD	Unit	D	Prepared	Analyzed	Dil Fac
1,1'-Biphenyl	<34		480	34	ug/Kg	☼	03/14/16 07:06	03/19/16 19:40	5
bis (2-chloroisopropyl) ether	<91		960	91	ug/Kg	☼	03/14/16 07:06	03/19/16 19:40	5
2,4,5-Trichlorophenol	<240		1400	240	ug/Kg	☼	03/14/16 07:06	03/19/16 19:40	5
2,4,6-Trichlorophenol	<86		1400	86	ug/Kg	☼	03/14/16 07:06	03/19/16 19:40	5
2,4-Dichlorophenol	<190		1400	190	ug/Kg	☼	03/14/16 07:06	03/19/16 19:40	5
2,4-Dimethylphenol	<190		1400	190	ug/Kg	☼	03/14/16 07:06	03/19/16 19:40	5
2,4-Dinitrophenol	<200		3200	200	ug/Kg	☼	03/14/16 07:06	03/19/16 19:40	5
2,4-Dinitrotoluene	<160		1900	160	ug/Kg	☼	03/14/16 07:06	03/19/16 19:40	5
2,6-Dinitrotoluene	<200		1900	200	ug/Kg	☼	03/14/16 07:06	03/19/16 19:40	5
2-Chloronaphthalene	<4.3		480	4.3	ug/Kg	☼	03/14/16 07:06	03/19/16 19:40	5
2-Chlorophenol	<79		480	79	ug/Kg	☼	03/14/16 07:06	03/19/16 19:40	5
<b>2-Methylnaphthalene</b>	<b>100</b>		64	4.8	ug/Kg	☼	03/14/16 07:06	03/19/16 19:40	5
2-Methylphenol	<110		1900	110	ug/Kg	☼	03/14/16 07:06	03/19/16 19:40	5
2-Nitroaniline	<88		1900	88	ug/Kg	☼	03/14/16 07:06	03/19/16 19:40	5
2-Nitrophenol	<80		480	80	ug/Kg	☼	03/14/16 07:06	03/19/16 19:40	5
3,3'-Dichlorobenzidine	<170		960	170	ug/Kg	☼	03/14/16 07:06	03/19/16 19:40	5
3-Nitroaniline	<150		1900	150	ug/Kg	☼	03/14/16 07:06	03/19/16 19:40	5
4,6-Dinitro-2-methylphenol	<89		1400	89	ug/Kg	☼	03/14/16 07:06	03/19/16 19:40	5
4-Bromophenyl phenyl ether	<130		480	130	ug/Kg	☼	03/14/16 07:06	03/19/16 19:40	5
4-Chloro-3-methylphenol	<200		1400	200	ug/Kg	☼	03/14/16 07:06	03/19/16 19:40	5
4-Chloroaniline	<160		1400	160	ug/Kg	☼	03/14/16 07:06	03/19/16 19:40	5
4-Chlorophenyl phenyl ether	<130		480	130	ug/Kg	☼	03/14/16 07:06	03/19/16 19:40	5
4-Nitroaniline	<250		1900	250	ug/Kg	☼	03/14/16 07:06	03/19/16 19:40	5
4-Nitrophenol	<160		3200	160	ug/Kg	☼	03/14/16 07:06	03/19/16 19:40	5
Acetophenone	<89		960	89	ug/Kg	☼	03/14/16 07:06	03/19/16 19:40	5
Atrazine	<88		1900	88	ug/Kg	☼	03/14/16 07:06	03/19/16 19:40	5
Benzaldehyde	<120		960	120	ug/Kg	☼	03/14/16 07:06	03/19/16 19:40	5
Bis(2-chloroethoxy)methane	<210		960	210	ug/Kg	☼	03/14/16 07:06	03/19/16 19:40	5
Bis(2-chloroethyl)ether	<19		960	19	ug/Kg	☼	03/14/16 07:06	03/19/16 19:40	5
Bis(2-ethylhexyl) phthalate	<180		670	180	ug/Kg	☼	03/14/16 07:06	03/19/16 19:40	5
Butyl benzyl phthalate	<96		670	96	ug/Kg	☼	03/14/16 07:06	03/19/16 19:40	5
Caprolactam	<360		3200	360	ug/Kg	☼	03/14/16 07:06	03/19/16 19:40	5
Carbazole	<260		480	260	ug/Kg	☼	03/14/16 07:06	03/19/16 19:40	5
Dibenzofuran	<6.4		480	6.4	ug/Kg	☼	03/14/16 07:06	03/19/16 19:40	5
Diethyl phthalate	<150		670	150	ug/Kg	☼	03/14/16 07:06	03/19/16 19:40	5
Dimethyl phthalate	<160		670	160	ug/Kg	☼	03/14/16 07:06	03/19/16 19:40	5
<b>Di-n-butyl phthalate</b>	<b>170</b>	<b>J</b>	670	140	ug/Kg	☼	03/14/16 07:06	03/19/16 19:40	5
Di-n-octyl phthalate	<76		670	76	ug/Kg	☼	03/14/16 07:06	03/19/16 19:40	5
Hexachlorobenzene	<20		64	20	ug/Kg	☼	03/14/16 07:06	03/19/16 19:40	5
Hexachlorobutadiene	<54		480	54	ug/Kg	☼	03/14/16 07:06	03/19/16 19:40	5

TestAmerica Canton

# Client Sample Results

Client: GHD Services Inc.  
Project/Site: 58505, Janesville WI, SSOW 108014

TestAmerica Job ID: 240-62022-1

**Client Sample ID: SE-031016-JN-020**

**Lab Sample ID: 240-62022-10**

**Date Collected: 03/10/16 11:50**

**Matrix: Solid**

**Date Received: 03/11/16 10:40**

**Percent Solids: 52.2**

## Method: 8270C - Semivolatile Organic Compounds (GC/MS) (Continued)

Analyte	Result	Qualifier	LOQ	LOD	Unit	D	Prepared	Analyzed	Dil Fac
Hexachlorocyclopentadiene	<78		3200	78	ug/Kg	☼	03/14/16 07:06	03/19/16 19:40	5
Hexachloroethane	<87		480	87	ug/Kg	☼	03/14/16 07:06	03/19/16 19:40	5
Isophorone	<130		480	130	ug/Kg	☼	03/14/16 07:06	03/19/16 19:40	5
Nitrobenzene	<21		960	21	ug/Kg	☼	03/14/16 07:06	03/19/16 19:40	5
N-Nitrosodi-n-propylamine	<61		480	61	ug/Kg	☼	03/14/16 07:06	03/19/16 19:40	5
N-Nitrosodiphenylamine	<200		480	200	ug/Kg	☼	03/14/16 07:06	03/19/16 19:40	5
Pentachlorophenol	<88		1400	88	ug/Kg	☼	03/14/16 07:06	03/19/16 19:40	5
Phenol	<70		480	70	ug/Kg	☼	03/14/16 07:06	03/19/16 19:40	5
3 & 4 Methylphenol	<190		3800	190	ug/Kg	☼	03/14/16 07:06	03/19/16 19:40	5
<b>Fluorene</b>	<b>52</b>	<b>J</b>	64	5.1	ug/Kg	☼	03/14/16 07:06	03/19/16 19:40	5
Acenaphthylene	<3.4		64	3.4	ug/Kg	☼	03/14/16 07:06	03/19/16 19:40	5
<b>Benzo[g,h,i]perylene</b>	<b>170</b>		64	3.4	ug/Kg	☼	03/14/16 07:06	03/19/16 19:40	5
<b>Phenanthrene</b>	<b>540</b>		64	7.0	ug/Kg	☼	03/14/16 07:06	03/19/16 19:40	5
<b>Benzo[k]fluoranthene</b>	<b>150</b>		64	6.5	ug/Kg	☼	03/14/16 07:06	03/19/16 19:40	5
<b>Benzo[a]pyrene</b>	<b>260</b>		64	6.2	ug/Kg	☼	03/14/16 07:06	03/19/16 19:40	5
<b>Anthracene</b>	<b>140</b>		64	7.5	ug/Kg	☼	03/14/16 07:06	03/19/16 19:40	5
<b>Pyrene</b>	<b>660</b>		64	4.2	ug/Kg	☼	03/14/16 07:06	03/19/16 19:40	5
Dibenz(a,h)anthracene	<6.4		64	6.4	ug/Kg	☼	03/14/16 07:06	03/19/16 19:40	5
<b>Naphthalene</b>	<b>150</b>		64	7.9	ug/Kg	☼	03/14/16 07:06	03/19/16 19:40	5
<b>Fluoranthene</b>	<b>700</b>		64	5.3	ug/Kg	☼	03/14/16 07:06	03/19/16 19:40	5
<b>Benzo[a]anthracene</b>	<b>300</b>		64	6.1	ug/Kg	☼	03/14/16 07:06	03/19/16 19:40	5
<b>Indeno[1,2,3-cd]pyrene</b>	<b>140</b>		64	3.4	ug/Kg	☼	03/14/16 07:06	03/19/16 19:40	5
<b>Chrysene</b>	<b>400</b>		64	11	ug/Kg	☼	03/14/16 07:06	03/19/16 19:40	5
<b>Acenaphthene</b>	<b>57</b>	<b>J</b>	64	7.3	ug/Kg	☼	03/14/16 07:06	03/19/16 19:40	5
<b>Benzo[b]fluoranthene</b>	<b>290</b>		64	5.7	ug/Kg	☼	03/14/16 07:06	03/19/16 19:40	5

Surrogate	%Recovery	Qualifier	Limits	Prepared	Analyzed	Dil Fac
2-Fluorobiphenyl (Surr)	61		24 - 110	03/14/16 07:06	03/19/16 19:40	5
2-Fluorophenol (Surr)	71		24 - 110	03/14/16 07:06	03/19/16 19:40	5
2,4,6-Tribromophenol (Surr)	66		10 - 110	03/14/16 07:06	03/19/16 19:40	5
Nitrobenzene-d5 (Surr)	89		20 - 110	03/14/16 07:06	03/19/16 19:40	5
Phenol-d5 (Surr)	72		26 - 110	03/14/16 07:06	03/19/16 19:40	5
Terphenyl-d14 (Surr)	66		36 - 110	03/14/16 07:06	03/19/16 19:40	5

## Method: 8082 - Polychlorinated Biphenyls (PCBs) by Gas Chromatography

Analyte	Result	Qualifier	LOQ	LOD	Unit	D	Prepared	Analyzed	Dil Fac
Aroclor-1016	<23	^c	63	23	ug/Kg	☼	03/14/16 06:37	03/17/16 00:29	1
Aroclor-1221	<31		63	31	ug/Kg	☼	03/14/16 06:37	03/17/16 00:29	1
Aroclor-1232	<38		63	38	ug/Kg	☼	03/14/16 06:37	03/17/16 00:29	1
Aroclor-1242	<21		63	21	ug/Kg	☼	03/14/16 06:37	03/17/16 00:29	1
Aroclor-1248	<15		63	15	ug/Kg	☼	03/14/16 06:37	03/17/16 00:29	1
Aroclor-1254	<27		63	27	ug/Kg	☼	03/14/16 06:37	03/17/16 00:29	1
Aroclor-1260	<17	^c	63	17	ug/Kg	☼	03/14/16 06:37	03/17/16 00:29	1
Aroclor-1262	<19		63	19	ug/Kg	☼	03/14/16 06:37	03/17/16 00:29	1
Aroclor-1268	<25		63	25	ug/Kg	☼	03/14/16 06:37	03/17/16 00:29	1

Surrogate	%Recovery	Qualifier	Limits	Prepared	Analyzed	Dil Fac
Tetrachloro-m-xylene	47	^c	13 - 134	03/14/16 06:37	03/17/16 00:29	1
DCB Decachlorobiphenyl	38	^c	10 - 155	03/14/16 06:37	03/17/16 00:29	1

TestAmerica Canton

# Client Sample Results

Client: GHD Services Inc.  
Project/Site: 58505, Janesville WI, SSOW 108014

TestAmerica Job ID: 240-62022-1

**Client Sample ID: SE-031016-JN-020**

**Lab Sample ID: 240-62022-10**

Date Collected: 03/10/16 11:50

Matrix: Solid

Date Received: 03/11/16 10:40

Percent Solids: 52.2

**Method: 6010B - Metals (ICP) - TCLP**

Analyte	Result	Qualifier	LOQ	LOD	Unit	D	Prepared	Analyzed	Dil Fac
Arsenic	0.036	J	0.50	0.0029	mg/L		03/16/16 11:10	03/17/16 21:14	1
Barium	1.2	J B	10.0	0.0010	mg/L		03/16/16 11:10	03/17/16 21:14	1
Cadmium	0.0049	J	0.10	0.00014	mg/L		03/16/16 11:10	03/17/16 21:14	1
Chromium	0.0060	J B	0.50	0.00055	mg/L		03/16/16 11:10	03/17/16 21:14	1
Lead	0.18	J	0.50	0.0019	mg/L		03/16/16 11:10	03/17/16 21:14	1
Selenium	<0.0040		0.25	0.0040	mg/L		03/16/16 11:10	03/17/16 21:14	1
Silver	0.0014	J	0.50	0.00092	mg/L		03/16/16 11:10	03/17/16 21:14	1

**Method: 6020 - Metals (ICP/MS)**

Analyte	Result	Qualifier	LOQ	LOD	Unit	D	Prepared	Analyzed	Dil Fac
Silver	0.18	J B	0.34	0.0024	mg/Kg	☼	03/15/16 11:27	03/19/16 23:04	2
Arsenic	6.2	B	1.7	0.044	mg/Kg	☼	03/15/16 11:27	03/19/16 23:04	2
Beryllium	0.58		0.34	0.018	mg/Kg	☼	03/15/16 11:27	03/19/16 23:04	2
Cadmium	0.77		0.34	0.0062	mg/Kg	☼	03/15/16 11:27	03/19/16 23:04	2
Cobalt	5.1	B	0.34	0.0029	mg/Kg	☼	03/15/16 11:27	03/19/16 23:04	2
Chromium	19.0	B	0.67	0.10	mg/Kg	☼	03/15/16 11:27	03/19/16 23:04	2
Copper	25.0	B	0.67	0.16	mg/Kg	☼	03/15/16 11:27	03/19/16 23:04	2
Manganese	409	B	1.7	0.20	mg/Kg	☼	03/15/16 11:27	03/19/16 23:04	2
Nickel	10.6		0.67	0.066	mg/Kg	☼	03/15/16 11:27	03/19/16 23:04	2
Lead	213	B	0.34	0.076	mg/Kg	☼	03/15/16 11:27	03/19/16 23:04	2
Antimony	0.57	J	0.67	0.024	mg/Kg	☼	03/15/16 11:27	03/19/16 23:04	2
Selenium	1.6	J B	1.7	0.067	mg/Kg	☼	03/15/16 11:27	03/19/16 23:04	2
Thallium	0.19	J	0.67	0.032	mg/Kg	☼	03/15/16 11:27	03/19/16 23:04	2
Vanadium	17.8		1.7	0.062	mg/Kg	☼	03/15/16 11:27	03/19/16 23:04	2
Zinc	203	B	6.7	0.84	mg/Kg	☼	03/15/16 11:27	03/19/16 23:04	2
Barium	156		1.7	0.37	mg/Kg	☼	03/15/16 11:27	03/19/16 23:04	2

**Method: 7470A - Mercury (CVAA) - TCLP**

Analyte	Result	Qualifier	LOQ	LOD	Unit	D	Prepared	Analyzed	Dil Fac
Mercury	<0.000090		0.0020	0.000090	mg/L		03/16/16 14:00	03/17/16 12:01	1

**Method: 7471A - Mercury (CVAA)**

Analyte	Result	Qualifier	LOQ	LOD	Unit	D	Prepared	Analyzed	Dil Fac
Mercury	3.1		0.50	0.070	mg/Kg	☼	03/15/16 15:00	03/17/16 14:22	3

**General Chemistry**

Analyte	Result	Qualifier	LOQ	LOD	Unit	D	Prepared	Analyzed	Dil Fac
Total Organic Carbon	43800		1920	958	mg/Kg	☼		03/22/16 11:57	1
Percent Solids	52.2		0.1	0.1	%			03/14/16 16:52	1
Percent Moisture	47.8		0.1	0.1	%			03/14/16 16:52	1

# Client Sample Results

Client: GHD Services Inc.  
 Project/Site: 58505, Janesville WI, SSOW 108014

TestAmerica Job ID: 240-62022-1

**Client Sample ID: SE-031016-JN-021**

**Lab Sample ID: 240-62022-11**

**Date Collected: 03/10/16 12:50**

**Matrix: Solid**

**Date Received: 03/11/16 10:40**

**Percent Solids: 47.8**

**Method: 8260B - Volatile Organic Compounds (GC/MS)**

Analyte	Result	Qualifier	LOQ	LOD	Unit	D	Prepared	Analyzed	Dil Fac
Acetone	<11		37	11	ug/Kg	☼	03/14/16 13:31	03/14/16 20:42	1
Benzene	<1.7		9.2	1.7	ug/Kg	☼	03/14/16 13:31	03/14/16 20:42	1
Dichlorobromomethane	<0.53		9.2	0.53	ug/Kg	☼	03/14/16 13:31	03/14/16 20:42	1
Bromoform	<0.44		9.2	0.44	ug/Kg	☼	03/14/16 13:31	03/14/16 20:42	1
Bromomethane	<0.77		9.2	0.77	ug/Kg	☼	03/14/16 13:31	03/14/16 20:42	1
2-Butanone (MEK)	<2.1		37	2.1	ug/Kg	☼	03/14/16 13:31	03/14/16 20:42	1
Carbon disulfide	<1.1		9.2	1.1	ug/Kg	☼	03/14/16 13:31	03/14/16 20:42	1
Carbon tetrachloride	<1.2		9.2	1.2	ug/Kg	☼	03/14/16 13:31	03/14/16 20:42	1
Chlorobenzene	<0.98		9.2	0.98	ug/Kg	☼	03/14/16 13:31	03/14/16 20:42	1
Chloroethane	<0.81		9.2	0.81	ug/Kg	☼	03/14/16 13:31	03/14/16 20:42	1
Chloroform	<0.66		9.2	0.66	ug/Kg	☼	03/14/16 13:31	03/14/16 20:42	1
Chloromethane	<1.5		9.2	1.5	ug/Kg	☼	03/14/16 13:31	03/14/16 20:42	1
1,1-Dichloroethane	<0.63		9.2	0.63	ug/Kg	☼	03/14/16 13:31	03/14/16 20:42	1
1,2-Dichloroethane	<0.85		9.2	0.85	ug/Kg	☼	03/14/16 13:31	03/14/16 20:42	1
1,1-Dichloroethene	<1.5		9.2	1.5	ug/Kg	☼	03/14/16 13:31	03/14/16 20:42	1
1,2-Dichloropropane	<0.26		9.2	0.26	ug/Kg	☼	03/14/16 13:31	03/14/16 20:42	1
1,2,4-Trimethylbenzene	<1.1		9.2	1.1	ug/Kg	☼	03/14/16 13:31	03/14/16 20:42	1
cis-1,3-Dichloropropene	<1.3		9.2	1.3	ug/Kg	☼	03/14/16 13:31	03/14/16 20:42	1
trans-1,3-Dichloropropene	<0.53		9.2	0.53	ug/Kg	☼	03/14/16 13:31	03/14/16 20:42	1
Ethylbenzene	<0.59		9.2	0.59	ug/Kg	☼	03/14/16 13:31	03/14/16 20:42	1
2-Hexanone	<1.3		37	1.3	ug/Kg	☼	03/14/16 13:31	03/14/16 20:42	1
<b>Methylene Chloride</b>	<b>3.0</b>	<b>J B</b>	9.2	1.4	ug/Kg	☼	03/14/16 13:31	03/14/16 20:42	1
4-Methyl-2-pentanone (MIBK)	<2.2		37	2.2	ug/Kg	☼	03/14/16 13:31	03/14/16 20:42	1
Styrene	<0.74		9.2	0.74	ug/Kg	☼	03/14/16 13:31	03/14/16 20:42	1
1,1,2,2-Tetrachloroethane	<0.57		9.2	0.57	ug/Kg	☼	03/14/16 13:31	03/14/16 20:42	1
Tetrachloroethene	<1.5		9.2	1.5	ug/Kg	☼	03/14/16 13:31	03/14/16 20:42	1
Toluene	<0.50		9.2	0.50	ug/Kg	☼	03/14/16 13:31	03/14/16 20:42	1
Trichloroethene	<0.70		9.2	0.70	ug/Kg	☼	03/14/16 13:31	03/14/16 20:42	1
1,3,5-Trimethylbenzene	<0.53		9.2	0.53	ug/Kg	☼	03/14/16 13:31	03/14/16 20:42	1
Vinyl chloride	<0.55		9.2	0.55	ug/Kg	☼	03/14/16 13:31	03/14/16 20:42	1
Xylenes, Total	<1.0		18	1.0	ug/Kg	☼	03/14/16 13:31	03/14/16 20:42	1
1,1,1-Trichloroethane	<1.2		9.2	1.2	ug/Kg	☼	03/14/16 13:31	03/14/16 20:42	1
1,1,2-Trichloroethane	<0.68		9.2	0.68	ug/Kg	☼	03/14/16 13:31	03/14/16 20:42	1
Cyclohexane	<0.89		18	0.89	ug/Kg	☼	03/14/16 13:31	03/14/16 20:42	1
1,2-Dibromo-3-Chloropropane	<5.0		18	5.0	ug/Kg	☼	03/14/16 13:31	03/14/16 20:42	1
Ethylene Dibromide	<0.98		9.2	0.98	ug/Kg	☼	03/14/16 13:31	03/14/16 20:42	1
Dichlorodifluoromethane	<0.52		9.2	0.52	ug/Kg	☼	03/14/16 13:31	03/14/16 20:42	1
cis-1,2-Dichloroethene	<0.52		9.2	0.52	ug/Kg	☼	03/14/16 13:31	03/14/16 20:42	1
trans-1,2-Dichloroethene	<0.59		9.2	0.59	ug/Kg	☼	03/14/16 13:31	03/14/16 20:42	1
Isopropylbenzene	<0.37		9.2	0.37	ug/Kg	☼	03/14/16 13:31	03/14/16 20:42	1
Methyl acetate	<3.7		18	3.7	ug/Kg	☼	03/14/16 13:31	03/14/16 20:42	1
Methyl tert-butyl ether	<0.79		9.2	0.79	ug/Kg	☼	03/14/16 13:31	03/14/16 20:42	1
1,1,2-Trichloro-1,2,2-trifluoroethane	<0.77		9.2	0.77	ug/Kg	☼	03/14/16 13:31	03/14/16 20:42	1
1,2,4-Trichlorobenzene	<0.70		9.2	0.70	ug/Kg	☼	03/14/16 13:31	03/14/16 20:42	1
1,2-Dichlorobenzene	<0.63		9.2	0.63	ug/Kg	☼	03/14/16 13:31	03/14/16 20:42	1
1,3-Dichlorobenzene	<1.3		9.2	1.3	ug/Kg	☼	03/14/16 13:31	03/14/16 20:42	1
1,4-Dichlorobenzene	<0.52		9.2	0.52	ug/Kg	☼	03/14/16 13:31	03/14/16 20:42	1
Trichlorofluoromethane	<0.53		9.2	0.53	ug/Kg	☼	03/14/16 13:31	03/14/16 20:42	1
Chlorodibromomethane	<0.68		9.2	0.68	ug/Kg	☼	03/14/16 13:31	03/14/16 20:42	1

TestAmerica Canton

# Client Sample Results

Client: GHD Services Inc.  
Project/Site: 58505, Janesville WI, SSOW 108014

TestAmerica Job ID: 240-62022-1

**Client Sample ID: SE-031016-JN-021**

**Lab Sample ID: 240-62022-11**

**Date Collected: 03/10/16 12:50**

**Matrix: Solid**

**Date Received: 03/11/16 10:40**

**Percent Solids: 47.8**

**Method: 8260B - Volatile Organic Compounds (GC/MS) (Continued)**

Analyte	Result	Qualifier	LOQ	LOD	Unit	D	Prepared	Analyzed	Dil Fac
Methylcyclohexane	<1.1		18	1.1	ug/Kg	☼	03/14/16 13:31	03/14/16 20:42	1
Surrogate	%Recovery	Qualifier	Limits				Prepared	Analyzed	Dil Fac
1,2-Dichloroethane-d4 (Surr)	92		58 - 123				03/14/16 13:31	03/14/16 20:42	1
4-Bromofluorobenzene (Surr)	104		52 - 136				03/14/16 13:31	03/14/16 20:42	1
Toluene-d8 (Surr)	102		67 - 125				03/14/16 13:31	03/14/16 20:42	1
Dibromofluoromethane (Surr)	98		37 - 132				03/14/16 13:31	03/14/16 20:42	1

**Method: 8270C - Semivolatile Organic Compounds (GC/MS)**

Analyte	Result	Qualifier	LOQ	LOD	Unit	D	Prepared	Analyzed	Dil Fac
1,1'-Biphenyl	<15		210	15	ug/Kg	☼	03/14/16 07:06	03/17/16 19:19	2
bis (2-chloroisopropyl) ether	<40		420	40	ug/Kg	☼	03/14/16 07:06	03/17/16 19:19	2
2,4,5-Trichlorophenol	<100		620	100	ug/Kg	☼	03/14/16 07:06	03/17/16 19:19	2
2,4,6-Trichlorophenol	<37		620	37	ug/Kg	☼	03/14/16 07:06	03/17/16 19:19	2
2,4-Dichlorophenol	<83		620	83	ug/Kg	☼	03/14/16 07:06	03/17/16 19:19	2
2,4-Dimethylphenol	<83		620	83	ug/Kg	☼	03/14/16 07:06	03/17/16 19:19	2
2,4-Dinitrophenol	<87		1400	87	ug/Kg	☼	03/14/16 07:06	03/17/16 19:19	2
2,4-Dinitrotoluene	<71		830	71	ug/Kg	☼	03/14/16 07:06	03/17/16 19:19	2
2,6-Dinitrotoluene	<87		830	87	ug/Kg	☼	03/14/16 07:06	03/17/16 19:19	2
2-Chloronaphthalene	<1.9		210	1.9	ug/Kg	☼	03/14/16 07:06	03/17/16 19:19	2
2-Chlorophenol	<34		210	34	ug/Kg	☼	03/14/16 07:06	03/17/16 19:19	2
<b>2-Methylnaphthalene</b>	<b>23</b>	<b>J</b>	28	2.1	ug/Kg	☼	03/14/16 07:06	03/17/16 19:19	2
2-Methylphenol	<46		830	46	ug/Kg	☼	03/14/16 07:06	03/17/16 19:19	2
2-Nitroaniline	<38		830	38	ug/Kg	☼	03/14/16 07:06	03/17/16 19:19	2
2-Nitrophenol	<35		210	35	ug/Kg	☼	03/14/16 07:06	03/17/16 19:19	2
3,3'-Dichlorobenzidine	<75		420	75	ug/Kg	☼	03/14/16 07:06	03/17/16 19:19	2
3-Nitroaniline	<67		830	67	ug/Kg	☼	03/14/16 07:06	03/17/16 19:19	2
4,6-Dinitro-2-methylphenol	<38		620	38	ug/Kg	☼	03/14/16 07:06	03/17/16 19:19	2
4-Bromophenyl phenyl ether	<54		210	54	ug/Kg	☼	03/14/16 07:06	03/17/16 19:19	2
4-Chloro-3-methylphenol	<87		620	87	ug/Kg	☼	03/14/16 07:06	03/17/16 19:19	2
4-Chloroaniline	<71		620	71	ug/Kg	☼	03/14/16 07:06	03/17/16 19:19	2
4-Chlorophenyl phenyl ether	<54		210	54	ug/Kg	☼	03/14/16 07:06	03/17/16 19:19	2
4-Nitroaniline	<110		830	110	ug/Kg	☼	03/14/16 07:06	03/17/16 19:19	2
4-Nitrophenol	<71		1400	71	ug/Kg	☼	03/14/16 07:06	03/17/16 19:19	2
Acetophenone	<38		420	38	ug/Kg	☼	03/14/16 07:06	03/17/16 19:19	2
Atrazine	<38		830	38	ug/Kg	☼	03/14/16 07:06	03/17/16 19:19	2
Benzaldehyde	<50		420	50	ug/Kg	☼	03/14/16 07:06	03/17/16 19:19	2
Bis(2-chloroethoxy)methane	<92		420	92	ug/Kg	☼	03/14/16 07:06	03/17/16 19:19	2
Bis(2-chloroethyl)ether	<8.3		420	8.3	ug/Kg	☼	03/14/16 07:06	03/17/16 19:19	2
<b>Bis(2-ethylhexyl) phthalate</b>	<b>250</b>	<b>J B</b>	290	79	ug/Kg	☼	03/14/16 07:06	03/17/16 19:19	2
<b>Butyl benzyl phthalate</b>	<b>2300</b>		290	42	ug/Kg	☼	03/14/16 07:06	03/17/16 19:19	2
Caprolactam	<150		1400	150	ug/Kg	☼	03/14/16 07:06	03/17/16 19:19	2
Carbazole	<110		210	110	ug/Kg	☼	03/14/16 07:06	03/17/16 19:19	2
Dibenzofuran	<2.7		210	2.7	ug/Kg	☼	03/14/16 07:06	03/17/16 19:19	2
Diethyl phthalate	<67		290	67	ug/Kg	☼	03/14/16 07:06	03/17/16 19:19	2
Dimethyl phthalate	<71		290	71	ug/Kg	☼	03/14/16 07:06	03/17/16 19:19	2
<b>Di-n-butyl phthalate</b>	<b>150</b>	<b>J</b>	290	62	ug/Kg	☼	03/14/16 07:06	03/17/16 19:19	2
Di-n-octyl phthalate	<33		290	33	ug/Kg	☼	03/14/16 07:06	03/17/16 19:19	2
Hexachlorobenzene	<8.7		28	8.7	ug/Kg	☼	03/14/16 07:06	03/17/16 19:19	2
Hexachlorobutadiene	<23		210	23	ug/Kg	☼	03/14/16 07:06	03/17/16 19:19	2

TestAmerica Canton



# Client Sample Results

Client: GHD Services Inc.  
Project/Site: 58505, Janesville WI, SSOW 108014

TestAmerica Job ID: 240-62022-1

**Client Sample ID: SE-031016-JN-021**

**Lab Sample ID: 240-62022-11**

**Date Collected: 03/10/16 12:50**

**Matrix: Solid**

**Date Received: 03/11/16 10:40**

**Percent Solids: 47.8**

## Method: 8270C - Semivolatile Organic Compounds (GC/MS) (Continued)

Analyte	Result	Qualifier	LOQ	LOD	Unit	D	Prepared	Analyzed	Dil Fac
Hexachlorocyclopentadiene	<34		1400	34	ug/Kg	☼	03/14/16 07:06	03/17/16 19:19	2
Hexachloroethane	<37		210	37	ug/Kg	☼	03/14/16 07:06	03/17/16 19:19	2
Isophorone	<54		210	54	ug/Kg	☼	03/14/16 07:06	03/17/16 19:19	2
Nitrobenzene	<9.2		420	9.2	ug/Kg	☼	03/14/16 07:06	03/17/16 19:19	2
N-Nitrosodi-n-propylamine	<26		210	26	ug/Kg	☼	03/14/16 07:06	03/17/16 19:19	2
N-Nitrosodiphenylamine	<87		210	87	ug/Kg	☼	03/14/16 07:06	03/17/16 19:19	2
Pentachlorophenol	<38		620	38	ug/Kg	☼	03/14/16 07:06	03/17/16 19:19	2
Phenol	<30		210	30	ug/Kg	☼	03/14/16 07:06	03/17/16 19:19	2
3 & 4 Methylphenol	<83		1700	83	ug/Kg	☼	03/14/16 07:06	03/17/16 19:19	2

Surrogate	%Recovery	Qualifier	Limits	Prepared	Analyzed	Dil Fac
2-Fluorobiphenyl (Surr)	51		24 - 110	03/14/16 07:06	03/17/16 19:19	2
2-Fluorophenol (Surr)	57		24 - 110	03/14/16 07:06	03/17/16 19:19	2
2,4,6-Tribromophenol (Surr)	51		10 - 110	03/14/16 07:06	03/17/16 19:19	2
Nitrobenzene-d5 (Surr)	45		20 - 110	03/14/16 07:06	03/17/16 19:19	2
Phenol-d5 (Surr)	55		26 - 110	03/14/16 07:06	03/17/16 19:19	2
Terphenyl-d14 (Surr)	61		36 - 110	03/14/16 07:06	03/17/16 19:19	2

## Method: 1630 - Methyl Mercury (GC)

Analyte	Result	Qualifier	LOQ	LOD	Unit	D	Prepared	Analyzed	Dil Fac
Methyl Mercury	1.5		0.20	0.060	ug/Kg	☼	03/14/16 11:58	03/18/16 23:33	1

Surrogate	%Recovery	Qualifier	Limits	Prepared	Analyzed	Dil Fac
n-Propyl Mercury Chloride	36		10 - 149	03/14/16 11:58	03/18/16 23:33	1

## Method: 8082 - Polychlorinated Biphenyls (PCBs) by Gas Chromatography

Analyte	Result	Qualifier	LOQ	LOD	Unit	D	Prepared	Analyzed	Dil Fac
Aroclor-1016	<25		70	25	ug/Kg	☼	03/18/16 08:15	03/23/16 23:28	1
Aroclor-1221	<34		70	34	ug/Kg	☼	03/18/16 08:15	03/23/16 23:28	1
Aroclor-1232	<42		70	42	ug/Kg	☼	03/18/16 08:15	03/23/16 23:28	1
Aroclor-1242	<23		70	23	ug/Kg	☼	03/18/16 08:15	03/23/16 23:28	1
Aroclor-1248	<17		70	17	ug/Kg	☼	03/18/16 08:15	03/23/16 23:28	1
<b>Aroclor-1254</b>	<b>47</b>	<b>J</b>	70	30	ug/Kg	☼	03/18/16 08:15	03/23/16 23:28	1
Aroclor-1260	<19		70	19	ug/Kg	☼	03/18/16 08:15	03/23/16 23:28	1
Aroclor-1262	<21		70	21	ug/Kg	☼	03/18/16 08:15	03/23/16 23:28	1
Aroclor-1268	<27		70	27	ug/Kg	☼	03/18/16 08:15	03/23/16 23:28	1

Surrogate	%Recovery	Qualifier	Limits	Prepared	Analyzed	Dil Fac
Tetrachloro-m-xylene	37		13 - 134	03/18/16 08:15	03/23/16 23:28	1
DCB Decachlorobiphenyl	48		10 - 155	03/18/16 08:15	03/23/16 23:28	1

## Method: 6020 - Metals (ICP/MS)

Analyte	Result	Qualifier	LOQ	LOD	Unit	D	Prepared	Analyzed	Dil Fac
Silver	0.24	J B	0.34	0.0024	mg/Kg	☼	03/15/16 11:27	03/19/16 23:08	2
Arsenic	4.6	B	1.7	0.044	mg/Kg	☼	03/15/16 11:27	03/19/16 23:08	2
Beryllium	0.38		0.34	0.019	mg/Kg	☼	03/15/16 11:27	03/19/16 23:08	2
Cadmium	0.88		0.34	0.0063	mg/Kg	☼	03/15/16 11:27	03/19/16 23:08	2
Cobalt	5.0	B	0.34	0.0029	mg/Kg	☼	03/15/16 11:27	03/19/16 23:08	2
Chromium	20.5	B	0.68	0.10	mg/Kg	☼	03/15/16 11:27	03/19/16 23:08	2
Copper	16.7	B	0.68	0.16	mg/Kg	☼	03/15/16 11:27	03/19/16 23:08	2
Manganese	239	B	1.7	0.20	mg/Kg	☼	03/15/16 11:27	03/19/16 23:08	2

TestAmerica Canton

# Client Sample Results

Client: GHD Services Inc.  
 Project/Site: 58505, Janesville WI, SSOW 108014

TestAmerica Job ID: 240-62022-1

**Client Sample ID: SE-031016-JN-021**

**Lab Sample ID: 240-62022-11**

**Date Collected: 03/10/16 12:50**

**Matrix: Solid**

**Date Received: 03/11/16 10:40**

**Percent Solids: 47.8**

**Method: 6020 - Metals (ICP/MS) (Continued)**

Analyte	Result	Qualifier	LOQ	LOD	Unit	D	Prepared	Analyzed	Dil Fac
Nickel	11.6		0.68	0.066	mg/Kg	☼	03/15/16 11:27	03/19/16 23:08	2
Lead	99.9	B	0.34	0.077	mg/Kg	☼	03/15/16 11:27	03/19/16 23:08	2
Antimony	0.44	J	0.68	0.024	mg/Kg	☼	03/15/16 11:27	03/19/16 23:08	2
Selenium	1.5	J B	1.7	0.068	mg/Kg	☼	03/15/16 11:27	03/19/16 23:08	2
Thallium	0.14	J	0.68	0.032	mg/Kg	☼	03/15/16 11:27	03/19/16 23:08	2
Vanadium	14.9		1.7	0.063	mg/Kg	☼	03/15/16 11:27	03/19/16 23:08	2
Zinc	101	B	6.8	0.85	mg/Kg	☼	03/15/16 11:27	03/19/16 23:08	2
Barium	89.5		1.7	0.37	mg/Kg	☼	03/15/16 11:27	03/19/16 23:08	2

**Method: 7471A - Mercury (CVAA)**

Analyte	Result	Qualifier	LOQ	LOD	Unit	D	Prepared	Analyzed	Dil Fac
Mercury	4.9		1.1	0.15	mg/Kg	☼	03/15/16 15:00	03/17/16 14:23	5

**General Chemistry**

Analyte	Result	Qualifier	LOQ	LOD	Unit	D	Prepared	Analyzed	Dil Fac
Total Organic Carbon	46300		2090	1050	mg/Kg	☼		03/22/16 12:07	1
Percent Solids	47.8		0.1	0.1	%			03/14/16 16:52	1
Percent Moisture	52.2		0.1	0.1	%			03/14/16 16:52	1

# Client Sample Results

Client: GHD Services Inc.  
Project/Site: 58505, Janesville WI, SSOW 108014

TestAmerica Job ID: 240-62022-1

**Client Sample ID: SE-031016-JN-022**

**Lab Sample ID: 240-62022-12**

**Date Collected: 03/10/16 12:55**

**Matrix: Solid**

**Date Received: 03/11/16 10:40**

**Percent Solids: 44.8**

**Method: 8260B - Volatile Organic Compounds (GC/MS)**

Analyte	Result	Qualifier	LOQ	LOD	Unit	D	Prepared	Analyzed	Dil Fac
Acetone	<12		43	12	ug/Kg	☼	03/14/16 13:31	03/14/16 21:08	1
Benzene	<1.9		11	1.9	ug/Kg	☼	03/14/16 13:31	03/14/16 21:08	1
Dichlorobromomethane	<0.62		11	0.62	ug/Kg	☼	03/14/16 13:31	03/14/16 21:08	1
Bromoform	<0.51		11	0.51	ug/Kg	☼	03/14/16 13:31	03/14/16 21:08	1
Bromomethane	<0.90		11	0.90	ug/Kg	☼	03/14/16 13:31	03/14/16 21:08	1
2-Butanone (MEK)	<2.4		43	2.4	ug/Kg	☼	03/14/16 13:31	03/14/16 21:08	1
Carbon disulfide	<1.3		11	1.3	ug/Kg	☼	03/14/16 13:31	03/14/16 21:08	1
Carbon tetrachloride	<1.4		11	1.4	ug/Kg	☼	03/14/16 13:31	03/14/16 21:08	1
Chlorobenzene	<1.1		11	1.1	ug/Kg	☼	03/14/16 13:31	03/14/16 21:08	1
Chloroethane	<0.94		11	0.94	ug/Kg	☼	03/14/16 13:31	03/14/16 21:08	1
Chloroform	<0.77		11	0.77	ug/Kg	☼	03/14/16 13:31	03/14/16 21:08	1
Chloromethane	<1.7		11	1.7	ug/Kg	☼	03/14/16 13:31	03/14/16 21:08	1
1,1-Dichloroethane	<0.73		11	0.73	ug/Kg	☼	03/14/16 13:31	03/14/16 21:08	1
1,2-Dichloroethane	<0.98		11	0.98	ug/Kg	☼	03/14/16 13:31	03/14/16 21:08	1
1,1-Dichloroethene	<1.7		11	1.7	ug/Kg	☼	03/14/16 13:31	03/14/16 21:08	1
1,2-Dichloropropane	<0.30		11	0.30	ug/Kg	☼	03/14/16 13:31	03/14/16 21:08	1
1,2,4-Trimethylbenzene	<1.2		11	1.2	ug/Kg	☼	03/14/16 13:31	03/14/16 21:08	1
cis-1,3-Dichloropropene	<1.5		11	1.5	ug/Kg	☼	03/14/16 13:31	03/14/16 21:08	1
trans-1,3-Dichloropropene	<0.62		11	0.62	ug/Kg	☼	03/14/16 13:31	03/14/16 21:08	1
Ethylbenzene	<0.68		11	0.68	ug/Kg	☼	03/14/16 13:31	03/14/16 21:08	1
2-Hexanone	<1.5		43	1.5	ug/Kg	☼	03/14/16 13:31	03/14/16 21:08	1
<b>Methylene Chloride</b>	<b>3.8</b>	<b>J B</b>	11	1.6	ug/Kg	☼	03/14/16 13:31	03/14/16 21:08	1
4-Methyl-2-pentanone (MIBK)	<2.6		43	2.6	ug/Kg	☼	03/14/16 13:31	03/14/16 21:08	1
Styrene	<0.85		11	0.85	ug/Kg	☼	03/14/16 13:31	03/14/16 21:08	1
1,1,2,2-Tetrachloroethane	<0.66		11	0.66	ug/Kg	☼	03/14/16 13:31	03/14/16 21:08	1
Tetrachloroethene	<1.7		11	1.7	ug/Kg	☼	03/14/16 13:31	03/14/16 21:08	1
Toluene	<0.58		11	0.58	ug/Kg	☼	03/14/16 13:31	03/14/16 21:08	1
Trichloroethene	<0.81		11	0.81	ug/Kg	☼	03/14/16 13:31	03/14/16 21:08	1
1,3,5-Trimethylbenzene	<0.62		11	0.62	ug/Kg	☼	03/14/16 13:31	03/14/16 21:08	1
Vinyl chloride	<0.64		11	0.64	ug/Kg	☼	03/14/16 13:31	03/14/16 21:08	1
Xylenes, Total	<1.2		21	1.2	ug/Kg	☼	03/14/16 13:31	03/14/16 21:08	1
1,1,1-Trichloroethane	<1.4		11	1.4	ug/Kg	☼	03/14/16 13:31	03/14/16 21:08	1
1,1,2-Trichloroethane	<0.79		11	0.79	ug/Kg	☼	03/14/16 13:31	03/14/16 21:08	1
Cyclohexane	<1.0		21	1.0	ug/Kg	☼	03/14/16 13:31	03/14/16 21:08	1
1,2-Dibromo-3-Chloropropane	<5.8		21	5.8	ug/Kg	☼	03/14/16 13:31	03/14/16 21:08	1
Ethylene Dibromide	<1.1		11	1.1	ug/Kg	☼	03/14/16 13:31	03/14/16 21:08	1
Dichlorodifluoromethane	<0.60		11	0.60	ug/Kg	☼	03/14/16 13:31	03/14/16 21:08	1
cis-1,2-Dichloroethene	<0.60		11	0.60	ug/Kg	☼	03/14/16 13:31	03/14/16 21:08	1
trans-1,2-Dichloroethene	<0.68		11	0.68	ug/Kg	☼	03/14/16 13:31	03/14/16 21:08	1
Isopropylbenzene	<0.43		11	0.43	ug/Kg	☼	03/14/16 13:31	03/14/16 21:08	1
Methyl acetate	<4.3		21	4.3	ug/Kg	☼	03/14/16 13:31	03/14/16 21:08	1
Methyl tert-butyl ether	<0.92		11	0.92	ug/Kg	☼	03/14/16 13:31	03/14/16 21:08	1
1,1,2-Trichloro-1,2,2-trifluoroethane	<0.90		11	0.90	ug/Kg	☼	03/14/16 13:31	03/14/16 21:08	1
1,2,4-Trichlorobenzene	<0.81		11	0.81	ug/Kg	☼	03/14/16 13:31	03/14/16 21:08	1
1,2-Dichlorobenzene	<0.73		11	0.73	ug/Kg	☼	03/14/16 13:31	03/14/16 21:08	1
1,3-Dichlorobenzene	<1.5		11	1.5	ug/Kg	☼	03/14/16 13:31	03/14/16 21:08	1
1,4-Dichlorobenzene	<0.60		11	0.60	ug/Kg	☼	03/14/16 13:31	03/14/16 21:08	1
Trichlorofluoromethane	<0.62		11	0.62	ug/Kg	☼	03/14/16 13:31	03/14/16 21:08	1
Chlorodibromomethane	<0.79		11	0.79	ug/Kg	☼	03/14/16 13:31	03/14/16 21:08	1

TestAmerica Canton

# Client Sample Results

Client: GHD Services Inc.  
Project/Site: 58505, Janesville WI, SSOW 108014

TestAmerica Job ID: 240-62022-1

**Client Sample ID: SE-031016-JN-022**

**Lab Sample ID: 240-62022-12**

**Date Collected: 03/10/16 12:55**

**Matrix: Solid**

**Date Received: 03/11/16 10:40**

**Percent Solids: 44.8**

## Method: 8260B - Volatile Organic Compounds (GC/MS) (Continued)

Analyte	Result	Qualifier	LOQ	LOD	Unit	D	Prepared	Analyzed	Dil Fac
Methylcyclohexane	<1.2		21	1.2	ug/Kg	☼	03/14/16 13:31	03/14/16 21:08	1
Surrogate	%Recovery	Qualifier	Limits				Prepared	Analyzed	Dil Fac
1,2-Dichloroethane-d4 (Surr)	97		58 - 123				03/14/16 13:31	03/14/16 21:08	1
4-Bromofluorobenzene (Surr)	105		52 - 136				03/14/16 13:31	03/14/16 21:08	1
Toluene-d8 (Surr)	106		67 - 125				03/14/16 13:31	03/14/16 21:08	1
Dibromofluoromethane (Surr)	103		37 - 132				03/14/16 13:31	03/14/16 21:08	1

## Method: 8270C - Semivolatile Organic Compounds (GC/MS)

Analyte	Result	Qualifier	LOQ	LOD	Unit	D	Prepared	Analyzed	Dil Fac
1,1'-Biphenyl	<7.9		110	7.9	ug/Kg	☼	03/14/16 07:06	03/17/16 18:02	1
bis (2-chloroisopropyl) ether	<21		230	21	ug/Kg	☼	03/14/16 07:06	03/17/16 18:02	1
2,4,5-Trichlorophenol	<56		340	56	ug/Kg	☼	03/14/16 07:06	03/17/16 18:02	1
2,4,6-Trichlorophenol	<20		340	20	ug/Kg	☼	03/14/16 07:06	03/17/16 18:02	1
2,4-Dichlorophenol	<45		340	45	ug/Kg	☼	03/14/16 07:06	03/17/16 18:02	1
2,4-Dimethylphenol	<45		340	45	ug/Kg	☼	03/14/16 07:06	03/17/16 18:02	1
2,4-Dinitrophenol	<47		740	47	ug/Kg	☼	03/14/16 07:06	03/17/16 18:02	1
2,4-Dinitrotoluene	<38		450	38	ug/Kg	☼	03/14/16 07:06	03/17/16 18:02	1
2,6-Dinitrotoluene	<47		450	47	ug/Kg	☼	03/14/16 07:06	03/17/16 18:02	1
2-Chloronaphthalene	<1.0		110	1.0	ug/Kg	☼	03/14/16 07:06	03/17/16 18:02	1
2-Chlorophenol	<18		110	18	ug/Kg	☼	03/14/16 07:06	03/17/16 18:02	1
<b>2-Methylnaphthalene</b>	<b>30</b>		15	1.1	ug/Kg	☼	03/14/16 07:06	03/17/16 18:02	1
2-Methylphenol	<25		450	25	ug/Kg	☼	03/14/16 07:06	03/17/16 18:02	1
2-Nitroaniline	<21		450	21	ug/Kg	☼	03/14/16 07:06	03/17/16 18:02	1
2-Nitrophenol	<19		110	19	ug/Kg	☼	03/14/16 07:06	03/17/16 18:02	1
3,3'-Dichlorobenzidine	<41		230	41	ug/Kg	☼	03/14/16 07:06	03/17/16 18:02	1
3-Nitroaniline	<36		450	36	ug/Kg	☼	03/14/16 07:06	03/17/16 18:02	1
4,6-Dinitro-2-methylphenol	<21		340	21	ug/Kg	☼	03/14/16 07:06	03/17/16 18:02	1
4-Bromophenyl phenyl ether	<29		110	29	ug/Kg	☼	03/14/16 07:06	03/17/16 18:02	1
4-Chloro-3-methylphenol	<47		340	47	ug/Kg	☼	03/14/16 07:06	03/17/16 18:02	1
4-Chloroaniline	<38		340	38	ug/Kg	☼	03/14/16 07:06	03/17/16 18:02	1
4-Chlorophenyl phenyl ether	<29		110	29	ug/Kg	☼	03/14/16 07:06	03/17/16 18:02	1
4-Nitroaniline	<59		450	59	ug/Kg	☼	03/14/16 07:06	03/17/16 18:02	1
4-Nitrophenol	<38		740	38	ug/Kg	☼	03/14/16 07:06	03/17/16 18:02	1
Acetophenone	<21		230	21	ug/Kg	☼	03/14/16 07:06	03/17/16 18:02	1
Atrazine	<21		450	21	ug/Kg	☼	03/14/16 07:06	03/17/16 18:02	1
Benzaldehyde	<27		230	27	ug/Kg	☼	03/14/16 07:06	03/17/16 18:02	1
Bis(2-chloroethoxy)methane	<50		230	50	ug/Kg	☼	03/14/16 07:06	03/17/16 18:02	1
Bis(2-chloroethyl)ether	<4.5		230	4.5	ug/Kg	☼	03/14/16 07:06	03/17/16 18:02	1
Bis(2-ethylhexyl) phthalate	<43		160	43	ug/Kg	☼	03/14/16 07:06	03/17/16 18:02	1
Butyl benzyl phthalate	<23		160	23	ug/Kg	☼	03/14/16 07:06	03/17/16 18:02	1
Caprolactam	<83		740	83	ug/Kg	☼	03/14/16 07:06	03/17/16 18:02	1
Carbazole	<61		110	61	ug/Kg	☼	03/14/16 07:06	03/17/16 18:02	1
<b>Dibenzofuran</b>	<b>39 J</b>		110	1.5	ug/Kg	☼	03/14/16 07:06	03/17/16 18:02	1
Diethyl phthalate	<36		160	36	ug/Kg	☼	03/14/16 07:06	03/17/16 18:02	1
Dimethyl phthalate	<38		160	38	ug/Kg	☼	03/14/16 07:06	03/17/16 18:02	1
Di-n-butyl phthalate	<34		160	34	ug/Kg	☼	03/14/16 07:06	03/17/16 18:02	1
Di-n-octyl phthalate	<18		160	18	ug/Kg	☼	03/14/16 07:06	03/17/16 18:02	1
Hexachlorobenzene	<4.7		15	4.7	ug/Kg	☼	03/14/16 07:06	03/17/16 18:02	1
Hexachlorobutadiene	<13		110	13	ug/Kg	☼	03/14/16 07:06	03/17/16 18:02	1

TestAmerica Canton

# Client Sample Results

Client: GHD Services Inc.  
Project/Site: 58505, Janesville WI, SSOW 108014

TestAmerica Job ID: 240-62022-1

**Client Sample ID: SE-031016-JN-022**

**Lab Sample ID: 240-62022-12**

**Date Collected: 03/10/16 12:55**

**Matrix: Solid**

**Date Received: 03/11/16 10:40**

**Percent Solids: 44.8**

## Method: 8270C - Semivolatile Organic Compounds (GC/MS) (Continued)

Analyte	Result	Qualifier	LOQ	LOD	Unit	D	Prepared	Analyzed	Dil Fac
Hexachlorocyclopentadiene	<18		740	18	ug/Kg	☼	03/14/16 07:06	03/17/16 18:02	1
Hexachloroethane	<20		110	20	ug/Kg	☼	03/14/16 07:06	03/17/16 18:02	1
<b>Isophorone</b>	<b>31</b>	<b>J</b>	110	29	ug/Kg	☼	03/14/16 07:06	03/17/16 18:02	1
Nitrobenzene	<5.0		230	5.0	ug/Kg	☼	03/14/16 07:06	03/17/16 18:02	1
N-Nitrosodi-n-propylamine	<14		110	14	ug/Kg	☼	03/14/16 07:06	03/17/16 18:02	1
N-Nitrosodiphenylamine	<47		110	47	ug/Kg	☼	03/14/16 07:06	03/17/16 18:02	1
Pentachlorophenol	<21		340	21	ug/Kg	☼	03/14/16 07:06	03/17/16 18:02	1
Phenol	<16		110	16	ug/Kg	☼	03/14/16 07:06	03/17/16 18:02	1
3 & 4 Methylphenol	<45		900	45	ug/Kg	☼	03/14/16 07:06	03/17/16 18:02	1
<b>Fluorene</b>	<b>81</b>		15	1.2	ug/Kg	☼	03/14/16 07:06	03/17/16 18:02	1
<b>Acenaphthylene</b>	<b>32</b>		15	0.79	ug/Kg	☼	03/14/16 07:06	03/17/16 18:02	1
<b>Benzo[g,h,i]perylene</b>	<b>150</b>		15	0.79	ug/Kg	☼	03/14/16 07:06	03/17/16 18:02	1
<b>Phenanthrene</b>	<b>550</b>		15	1.6	ug/Kg	☼	03/14/16 07:06	03/17/16 18:02	1
<b>Benzo[k]fluoranthene</b>	<b>170</b>		15	1.5	ug/Kg	☼	03/14/16 07:06	03/17/16 18:02	1
<b>Benzo[a]pyrene</b>	<b>240</b>		15	1.4	ug/Kg	☼	03/14/16 07:06	03/17/16 18:02	1
<b>Anthracene</b>	<b>150</b>		15	1.8	ug/Kg	☼	03/14/16 07:06	03/17/16 18:02	1
<b>Pyrene</b>	<b>670</b>		15	0.99	ug/Kg	☼	03/14/16 07:06	03/17/16 18:02	1
<b>Dibenz(a,h)anthracene</b>	<b>35</b>		15	1.5	ug/Kg	☼	03/14/16 07:06	03/17/16 18:02	1
<b>Naphthalene</b>	<b>33</b>		15	1.8	ug/Kg	☼	03/14/16 07:06	03/17/16 18:02	1
<b>Fluoranthene</b>	<b>690</b>		15	1.2	ug/Kg	☼	03/14/16 07:06	03/17/16 18:02	1
<b>Benzo[a]anthracene</b>	<b>310</b>		15	1.4	ug/Kg	☼	03/14/16 07:06	03/17/16 18:02	1
<b>Indeno[1,2,3-cd]pyrene</b>	<b>120</b>		15	0.79	ug/Kg	☼	03/14/16 07:06	03/17/16 18:02	1
<b>Chrysene</b>	<b>320</b>		15	2.5	ug/Kg	☼	03/14/16 07:06	03/17/16 18:02	1
<b>Acenaphthene</b>	<b>51</b>		15	1.7	ug/Kg	☼	03/14/16 07:06	03/17/16 18:02	1
<b>Benzo[b]fluoranthene</b>	<b>270</b>		15	1.3	ug/Kg	☼	03/14/16 07:06	03/17/16 18:02	1

Surrogate	%Recovery	Qualifier	Limits	Prepared	Analyzed	Dil Fac
2-Fluorobiphenyl (Surr)	65		24 - 110	03/14/16 07:06	03/17/16 18:02	1
2-Fluorophenol (Surr)	68		24 - 110	03/14/16 07:06	03/17/16 18:02	1
2,4,6-Tribromophenol (Surr)	44		10 - 110	03/14/16 07:06	03/17/16 18:02	1
Nitrobenzene-d5 (Surr)	57		20 - 110	03/14/16 07:06	03/17/16 18:02	1
Phenol-d5 (Surr)	65		26 - 110	03/14/16 07:06	03/17/16 18:02	1
Terphenyl-d14 (Surr)	69		36 - 110	03/14/16 07:06	03/17/16 18:02	1

## Method: 8082 - Polychlorinated Biphenyls (PCBs) by Gas Chromatography

Analyte	Result	Qualifier	LOQ	LOD	Unit	D	Prepared	Analyzed	Dil Fac
Aroclor-1016	<27	^c	73	27	ug/Kg	☼	03/14/16 06:37	03/17/16 01:06	1
Aroclor-1221	<35		73	35	ug/Kg	☼	03/14/16 06:37	03/17/16 01:06	1
Aroclor-1232	<44		73	44	ug/Kg	☼	03/14/16 06:37	03/17/16 01:06	1
Aroclor-1242	<24		73	24	ug/Kg	☼	03/14/16 06:37	03/17/16 01:06	1
Aroclor-1248	<18		73	18	ug/Kg	☼	03/14/16 06:37	03/17/16 01:06	1
Aroclor-1254	<31		73	31	ug/Kg	☼	03/14/16 06:37	03/17/16 01:06	1
Aroclor-1260	<20	^c	73	20	ug/Kg	☼	03/14/16 06:37	03/17/16 01:06	1
Aroclor-1262	<22		73	22	ug/Kg	☼	03/14/16 06:37	03/17/16 01:06	1
Aroclor-1268	<29		73	29	ug/Kg	☼	03/14/16 06:37	03/17/16 01:06	1

Surrogate	%Recovery	Qualifier	Limits	Prepared	Analyzed	Dil Fac
Tetrachloro-m-xylene	73	^c	13 - 134	03/14/16 06:37	03/17/16 01:06	1
DCB Decachlorobiphenyl	59	^c	10 - 155	03/14/16 06:37	03/17/16 01:06	1

TestAmerica Canton

# Client Sample Results

Client: GHD Services Inc.  
 Project/Site: 58505, Janesville WI, SSOW 108014

TestAmerica Job ID: 240-62022-1

**Client Sample ID: SE-031016-JN-022**

**Lab Sample ID: 240-62022-12**

**Date Collected: 03/10/16 12:55**

**Matrix: Solid**

**Date Received: 03/11/16 10:40**

**Percent Solids: 44.8**

**Method: 6020 - Metals (ICP/MS)**

Analyte	Result	Qualifier	LOQ	LOD	Unit	D	Prepared	Analyzed	Dil Fac
Silver	0.15	J B	0.40	0.0028	mg/Kg	☼	03/15/16 11:27	03/19/16 23:12	2
Arsenic	4.5	B	2.0	0.052	mg/Kg	☼	03/15/16 11:27	03/19/16 23:12	2
Beryllium	0.57		0.40	0.022	mg/Kg	☼	03/15/16 11:27	03/19/16 23:12	2
Cadmium	0.52		0.40	0.0074	mg/Kg	☼	03/15/16 11:27	03/19/16 23:12	2
Cobalt	6.0	B	0.40	0.0034	mg/Kg	☼	03/15/16 11:27	03/19/16 23:12	2
Chromium	15.7	B	0.81	0.12	mg/Kg	☼	03/15/16 11:27	03/19/16 23:12	2
Copper	18.3	B	0.81	0.20	mg/Kg	☼	03/15/16 11:27	03/19/16 23:12	2
Manganese	246	B	2.0	0.24	mg/Kg	☼	03/15/16 11:27	03/19/16 23:12	2
Nickel	12.8		0.81	0.079	mg/Kg	☼	03/15/16 11:27	03/19/16 23:12	2
Lead	43.7	B	0.40	0.091	mg/Kg	☼	03/15/16 11:27	03/19/16 23:12	2
Antimony	0.13	J	0.81	0.028	mg/Kg	☼	03/15/16 11:27	03/19/16 23:12	2
Selenium	1.8	J B	2.0	0.081	mg/Kg	☼	03/15/16 11:27	03/19/16 23:12	2
Thallium	0.21	J	0.81	0.038	mg/Kg	☼	03/15/16 11:27	03/19/16 23:12	2
Vanadium	20.5		2.0	0.074	mg/Kg	☼	03/15/16 11:27	03/19/16 23:12	2
Zinc	91.1	B	8.1	1.0	mg/Kg	☼	03/15/16 11:27	03/19/16 23:12	2
Barium	113		2.0	0.44	mg/Kg	☼	03/15/16 11:27	03/19/16 23:12	2

**Method: 7471A - Mercury (CVAA)**

Analyte	Result	Qualifier	LOQ	LOD	Unit	D	Prepared	Analyzed	Dil Fac
Mercury	12.3		2.2	0.30	mg/Kg	☼	03/15/16 15:00	03/17/16 14:25	10

**General Chemistry**

Analyte	Result	Qualifier	LOQ	LOD	Unit	D	Prepared	Analyzed	Dil Fac
Total Organic Carbon	49100		2230	1120	mg/Kg	☼		03/22/16 12:18	1
Percent Solids	44.8		0.1	0.1	%			03/14/16 16:52	1
Percent Moisture	55.2		0.1	0.1	%			03/14/16 16:52	1

# Client Sample Results

Client: GHD Services Inc.  
Project/Site: 58505, Janesville WI, SSOW 108014

TestAmerica Job ID: 240-62022-1

**Client Sample ID: SE-031016-JN-023**

**Lab Sample ID: 240-62022-13**

**Date Collected: 03/10/16 13:00**

**Matrix: Solid**

**Date Received: 03/11/16 10:40**

**Percent Solids: 44.6**

**Method: 8260B - Volatile Organic Compounds (GC/MS)**

Analyte	Result	Qualifier	LOQ	LOD	Unit	D	Prepared	Analyzed	Dil Fac
Acetone	<12		44	12	ug/Kg	☼	03/16/16 02:01	03/16/16 03:54	1
Benzene	<2.0		11	2.0	ug/Kg	☼	03/16/16 02:01	03/16/16 03:54	1
Dichlorobromomethane	<0.63		11	0.63	ug/Kg	☼	03/16/16 02:01	03/16/16 03:54	1
Bromoform	<0.52		11	0.52	ug/Kg	☼	03/16/16 02:01	03/16/16 03:54	1
Bromomethane	<0.92		11	0.92	ug/Kg	☼	03/16/16 02:01	03/16/16 03:54	1
2-Butanone (MEK)	<2.4		44	2.4	ug/Kg	☼	03/16/16 02:01	03/16/16 03:54	1
Carbon disulfide	<1.3		11	1.3	ug/Kg	☼	03/16/16 02:01	03/16/16 03:54	1
Carbon tetrachloride	<1.4		11	1.4	ug/Kg	☼	03/16/16 02:01	03/16/16 03:54	1
Chlorobenzene	<1.2		11	1.2	ug/Kg	☼	03/16/16 02:01	03/16/16 03:54	1
Chloroethane	<0.96		11	0.96	ug/Kg	☼	03/16/16 02:01	03/16/16 03:54	1
Chloroform	<0.78		11	0.78	ug/Kg	☼	03/16/16 02:01	03/16/16 03:54	1
Chloromethane	<1.7		11	1.7	ug/Kg	☼	03/16/16 02:01	03/16/16 03:54	1
1,1-Dichloroethane	<0.74		11	0.74	ug/Kg	☼	03/16/16 02:01	03/16/16 03:54	1
1,2-Dichloroethane	<1.0		11	1.0	ug/Kg	☼	03/16/16 02:01	03/16/16 03:54	1
1,1-Dichloroethene	<1.7		11	1.7	ug/Kg	☼	03/16/16 02:01	03/16/16 03:54	1
1,2-Dichloropropane	<0.31	F1	11	0.31	ug/Kg	☼	03/16/16 02:01	03/16/16 03:54	1
1,2,4-Trimethylbenzene	<1.3		11	1.3	ug/Kg	☼	03/16/16 02:01	03/16/16 03:54	1
cis-1,3-Dichloropropene	<1.5		11	1.5	ug/Kg	☼	03/16/16 02:01	03/16/16 03:54	1
trans-1,3-Dichloropropene	<0.63		11	0.63	ug/Kg	☼	03/16/16 02:01	03/16/16 03:54	1
Ethylbenzene	<0.70		11	0.70	ug/Kg	☼	03/16/16 02:01	03/16/16 03:54	1
2-Hexanone	<1.5		44	1.5	ug/Kg	☼	03/16/16 02:01	03/16/16 03:54	1
<b>Methylene Chloride</b>	<b>4.8</b>	<b>J B</b>	11	1.6	ug/Kg	☼	03/16/16 02:01	03/16/16 03:54	1
4-Methyl-2-pentanone (MIBK)	<2.7		44	2.7	ug/Kg	☼	03/16/16 02:01	03/16/16 03:54	1
Styrene	<0.87		11	0.87	ug/Kg	☼	03/16/16 02:01	03/16/16 03:54	1
1,1,2,2-Tetrachloroethane	<0.68		11	0.68	ug/Kg	☼	03/16/16 02:01	03/16/16 03:54	1
Tetrachloroethene	<1.7		11	1.7	ug/Kg	☼	03/16/16 02:01	03/16/16 03:54	1
Toluene	<0.59		11	0.59	ug/Kg	☼	03/16/16 02:01	03/16/16 03:54	1
Trichloroethene	<0.83		11	0.83	ug/Kg	☼	03/16/16 02:01	03/16/16 03:54	1
1,3,5-Trimethylbenzene	<0.63		11	0.63	ug/Kg	☼	03/16/16 02:01	03/16/16 03:54	1
Vinyl chloride	<0.65		11	0.65	ug/Kg	☼	03/16/16 02:01	03/16/16 03:54	1
Xylenes, Total	<1.2		22	1.2	ug/Kg	☼	03/16/16 02:01	03/16/16 03:54	1
1,1,1-Trichloroethane	<1.4		11	1.4	ug/Kg	☼	03/16/16 02:01	03/16/16 03:54	1
1,1,2-Trichloroethane	<0.81		11	0.81	ug/Kg	☼	03/16/16 02:01	03/16/16 03:54	1
Cyclohexane	<1.0		22	1.0	ug/Kg	☼	03/16/16 02:01	03/16/16 03:54	1
1,2-Dibromo-3-Chloropropane	<5.9		22	5.9	ug/Kg	☼	03/16/16 02:01	03/16/16 03:54	1
Ethylene Dibromide	<1.2		11	1.2	ug/Kg	☼	03/16/16 02:01	03/16/16 03:54	1
Dichlorodifluoromethane	<0.61		11	0.61	ug/Kg	☼	03/16/16 02:01	03/16/16 03:54	1
cis-1,2-Dichloroethene	<0.61		11	0.61	ug/Kg	☼	03/16/16 02:01	03/16/16 03:54	1
trans-1,2-Dichloroethene	<0.70		11	0.70	ug/Kg	☼	03/16/16 02:01	03/16/16 03:54	1
Isopropylbenzene	<0.44		11	0.44	ug/Kg	☼	03/16/16 02:01	03/16/16 03:54	1
Methyl acetate	<4.4		22	4.4	ug/Kg	☼	03/16/16 02:01	03/16/16 03:54	1
Methyl tert-butyl ether	<0.94		11	0.94	ug/Kg	☼	03/16/16 02:01	03/16/16 03:54	1
1,1,2-Trichloro-1,2,2-trifluoroethane	<0.92		11	0.92	ug/Kg	☼	03/16/16 02:01	03/16/16 03:54	1
1,2,4-Trichlorobenzene	<0.83		11	0.83	ug/Kg	☼	03/16/16 02:01	03/16/16 03:54	1
1,2-Dichlorobenzene	<0.74		11	0.74	ug/Kg	☼	03/16/16 02:01	03/16/16 03:54	1
1,3-Dichlorobenzene	<1.5		11	1.5	ug/Kg	☼	03/16/16 02:01	03/16/16 03:54	1
1,4-Dichlorobenzene	<0.61		11	0.61	ug/Kg	☼	03/16/16 02:01	03/16/16 03:54	1
Trichlorofluoromethane	<0.63		11	0.63	ug/Kg	☼	03/16/16 02:01	03/16/16 03:54	1
Chlorodibromomethane	<0.81		11	0.81	ug/Kg	☼	03/16/16 02:01	03/16/16 03:54	1

TestAmerica Canton

# Client Sample Results

Client: GHD Services Inc.  
Project/Site: 58505, Janesville WI, SSOW 108014

TestAmerica Job ID: 240-62022-1

**Client Sample ID: SE-031016-JN-023**

**Lab Sample ID: 240-62022-13**

**Date Collected: 03/10/16 13:00**

**Matrix: Solid**

**Date Received: 03/11/16 10:40**

**Percent Solids: 44.6**

**Method: 8260B - Volatile Organic Compounds (GC/MS) (Continued)**

Analyte	Result	Qualifier	LOQ	LOD	Unit	D	Prepared	Analyzed	Dil Fac
Methylcyclohexane	<1.3		22	1.3	ug/Kg	☼	03/16/16 02:01	03/16/16 03:54	1
Surrogate	%Recovery	Qualifier	Limits				Prepared	Analyzed	Dil Fac
1,2-Dichloroethane-d4 (Surr)	81		58 - 123				03/16/16 02:01	03/16/16 03:54	1
4-Bromofluorobenzene (Surr)	81		52 - 136				03/16/16 02:01	03/16/16 03:54	1
Toluene-d8 (Surr)	88		67 - 125				03/16/16 02:01	03/16/16 03:54	1
Dibromofluoromethane (Surr)	84		37 - 132				03/16/16 02:01	03/16/16 03:54	1

**Method: 8270C - Semivolatile Organic Compounds (GC/MS)**

Analyte	Result	Qualifier	LOQ	LOD	Unit	D	Prepared	Analyzed	Dil Fac
1,1'-Biphenyl	<7.8		110	7.8	ug/Kg	☼	03/14/16 07:06	03/17/16 15:29	1
bis (2-chloroisopropyl) ether	<21		220	21	ug/Kg	☼	03/14/16 07:06	03/17/16 15:29	1
2,4,5-Trichlorophenol	<56		330	56	ug/Kg	☼	03/14/16 07:06	03/17/16 15:29	1
2,4,6-Trichlorophenol	<20		330	20	ug/Kg	☼	03/14/16 07:06	03/17/16 15:29	1
2,4-Dichlorophenol	<45		330	45	ug/Kg	☼	03/14/16 07:06	03/17/16 15:29	1
2,4-Dimethylphenol	<45		330	45	ug/Kg	☼	03/14/16 07:06	03/17/16 15:29	1
2,4-Dinitrophenol	<47		740	47	ug/Kg	☼	03/14/16 07:06	03/17/16 15:29	1
2,4-Dinitrotoluene	<38		450	38	ug/Kg	☼	03/14/16 07:06	03/17/16 15:29	1
2,6-Dinitrotoluene	<47		450	47	ug/Kg	☼	03/14/16 07:06	03/17/16 15:29	1
2-Chloronaphthalene	<1.0		110	1.0	ug/Kg	☼	03/14/16 07:06	03/17/16 15:29	1
2-Chlorophenol	<18		110	18	ug/Kg	☼	03/14/16 07:06	03/17/16 15:29	1
<b>2-Methylnaphthalene</b>	<b>8.7</b>	<b>J</b>	15	1.1	ug/Kg	☼	03/14/16 07:06	03/17/16 15:29	1
2-Methylphenol	<25		450	25	ug/Kg	☼	03/14/16 07:06	03/17/16 15:29	1
2-Nitroaniline	<20		450	20	ug/Kg	☼	03/14/16 07:06	03/17/16 15:29	1
2-Nitrophenol	<19		110	19	ug/Kg	☼	03/14/16 07:06	03/17/16 15:29	1
3,3'-Dichlorobenzidine	<40		220	40	ug/Kg	☼	03/14/16 07:06	03/17/16 15:29	1
3-Nitroaniline	<36		450	36	ug/Kg	☼	03/14/16 07:06	03/17/16 15:29	1
4,6-Dinitro-2-methylphenol	<21		330	21	ug/Kg	☼	03/14/16 07:06	03/17/16 15:29	1
4-Bromophenyl phenyl ether	<29		110	29	ug/Kg	☼	03/14/16 07:06	03/17/16 15:29	1
4-Chloro-3-methylphenol	<47		330	47	ug/Kg	☼	03/14/16 07:06	03/17/16 15:29	1
4-Chloroaniline	<38		330	38	ug/Kg	☼	03/14/16 07:06	03/17/16 15:29	1
4-Chlorophenyl phenyl ether	<29		110	29	ug/Kg	☼	03/14/16 07:06	03/17/16 15:29	1
4-Nitroaniline	<58		450	58	ug/Kg	☼	03/14/16 07:06	03/17/16 15:29	1
4-Nitrophenol	<38		740	38	ug/Kg	☼	03/14/16 07:06	03/17/16 15:29	1
Acetophenone	<21		220	21	ug/Kg	☼	03/14/16 07:06	03/17/16 15:29	1
Atrazine	<20		450	20	ug/Kg	☼	03/14/16 07:06	03/17/16 15:29	1
Benzaldehyde	<27		220	27	ug/Kg	☼	03/14/16 07:06	03/17/16 15:29	1
Bis(2-chloroethoxy)methane	<49		220	49	ug/Kg	☼	03/14/16 07:06	03/17/16 15:29	1
Bis(2-chloroethyl)ether	<4.5		220	4.5	ug/Kg	☼	03/14/16 07:06	03/17/16 15:29	1
Bis(2-ethylhexyl) phthalate	<42		160	42	ug/Kg	☼	03/14/16 07:06	03/17/16 15:29	1
<b>Butyl benzyl phthalate</b>	<b>38</b>	<b>J F1</b>	160	22	ug/Kg	☼	03/14/16 07:06	03/17/16 15:29	1
Caprolactam	<83		740	83	ug/Kg	☼	03/14/16 07:06	03/17/16 15:29	1
Carbazole	<60		110	60	ug/Kg	☼	03/14/16 07:06	03/17/16 15:29	1
Dibenzofuran	<1.5		110	1.5	ug/Kg	☼	03/14/16 07:06	03/17/16 15:29	1
Diethyl phthalate	<36		160	36	ug/Kg	☼	03/14/16 07:06	03/17/16 15:29	1
Dimethyl phthalate	<38		160	38	ug/Kg	☼	03/14/16 07:06	03/17/16 15:29	1
Di-n-butyl phthalate	<33		160	33	ug/Kg	☼	03/14/16 07:06	03/17/16 15:29	1
Di-n-octyl phthalate	<18		160	18	ug/Kg	☼	03/14/16 07:06	03/17/16 15:29	1
Hexachlorobenzene	<4.7		15	4.7	ug/Kg	☼	03/14/16 07:06	03/17/16 15:29	1
Hexachlorobutadiene	<13		110	13	ug/Kg	☼	03/14/16 07:06	03/17/16 15:29	1

TestAmerica Canton



# Client Sample Results

Client: GHD Services Inc.  
Project/Site: 58505, Janesville WI, SSOW 108014

TestAmerica Job ID: 240-62022-1

**Client Sample ID: SE-031016-JN-023**

**Lab Sample ID: 240-62022-13**

**Date Collected: 03/10/16 13:00**

**Matrix: Solid**

**Date Received: 03/11/16 10:40**

**Percent Solids: 44.6**

**Method: 8270C - Semivolatile Organic Compounds (GC/MS) (Continued)**

Analyte	Result	Qualifier	LOQ	LOD	Unit	D	Prepared	Analyzed	Dil Fac
Hexachlorocyclopentadiene	<18	F1	740	18	ug/Kg	☼	03/14/16 07:06	03/17/16 15:29	1
Hexachloroethane	<20	F1	110	20	ug/Kg	☼	03/14/16 07:06	03/17/16 15:29	1
Isophorone	<29		110	29	ug/Kg	☼	03/14/16 07:06	03/17/16 15:29	1
Nitrobenzene	<4.9		220	4.9	ug/Kg	☼	03/14/16 07:06	03/17/16 15:29	1
N-Nitrosodi-n-propylamine	<14		110	14	ug/Kg	☼	03/14/16 07:06	03/17/16 15:29	1
N-Nitrosodiphenylamine	<47		110	47	ug/Kg	☼	03/14/16 07:06	03/17/16 15:29	1
Pentachlorophenol	<20		330	20	ug/Kg	☼	03/14/16 07:06	03/17/16 15:29	1
Phenol	<16		110	16	ug/Kg	☼	03/14/16 07:06	03/17/16 15:29	1
3 & 4 Methylphenol	<45		890	45	ug/Kg	☼	03/14/16 07:06	03/17/16 15:29	1
<b>Fluorene</b>	<b>14</b>	<b>J</b>	15	1.2	ug/Kg	☼	03/14/16 07:06	03/17/16 15:29	1
<b>Acenaphthylene</b>	<b>11</b>	<b>J</b>	15	0.78	ug/Kg	☼	03/14/16 07:06	03/17/16 15:29	1
<b>Benzo[g,h,i]perylene</b>	<b>60</b>		15	0.78	ug/Kg	☼	03/14/16 07:06	03/17/16 15:29	1
<b>Phenanthrene</b>	<b>110</b>		15	1.6	ug/Kg	☼	03/14/16 07:06	03/17/16 15:29	1
<b>Benzo[k]fluoranthene</b>	<b>33</b>		15	1.5	ug/Kg	☼	03/14/16 07:06	03/17/16 15:29	1
<b>Benzo[a]pyrene</b>	<b>82</b>		15	1.4	ug/Kg	☼	03/14/16 07:06	03/17/16 15:29	1
<b>Anthracene</b>	<b>25</b>		15	1.7	ug/Kg	☼	03/14/16 07:06	03/17/16 15:29	1
<b>Pyrene</b>	<b>190</b>		15	0.98	ug/Kg	☼	03/14/16 07:06	03/17/16 15:29	1
Dibenz(a,h)anthracene	<1.5		15	1.5	ug/Kg	☼	03/14/16 07:06	03/17/16 15:29	1
<b>Naphthalene</b>	<b>12</b>	<b>J</b>	15	1.8	ug/Kg	☼	03/14/16 07:06	03/17/16 15:29	1
<b>Fluoranthene</b>	<b>190</b>		15	1.2	ug/Kg	☼	03/14/16 07:06	03/17/16 15:29	1
<b>Benzo[a]anthracene</b>	<b>86</b>		15	1.4	ug/Kg	☼	03/14/16 07:06	03/17/16 15:29	1
<b>Indeno[1,2,3-cd]pyrene</b>	<b>52</b>		15	0.78	ug/Kg	☼	03/14/16 07:06	03/17/16 15:29	1
<b>Chrysene</b>	<b>100</b>		15	2.5	ug/Kg	☼	03/14/16 07:06	03/17/16 15:29	1
Acenaphthene	<1.7		15	1.7	ug/Kg	☼	03/14/16 07:06	03/17/16 15:29	1
<b>Benzo[b]fluoranthene</b>	<b>100</b>		15	1.3	ug/Kg	☼	03/14/16 07:06	03/17/16 15:29	1

Surrogate	%Recovery	Qualifier	Limits	Prepared	Analyzed	Dil Fac
2-Fluorobiphenyl (Surr)	48		24 - 110	03/14/16 07:06	03/17/16 15:29	1
2-Fluorophenol (Surr)	52		24 - 110	03/14/16 07:06	03/17/16 15:29	1
2,4,6-Tribromophenol (Surr)	40		10 - 110	03/14/16 07:06	03/17/16 15:29	1
Nitrobenzene-d5 (Surr)	43		20 - 110	03/14/16 07:06	03/17/16 15:29	1
Phenol-d5 (Surr)	51		26 - 110	03/14/16 07:06	03/17/16 15:29	1
Terphenyl-d14 (Surr)	54		36 - 110	03/14/16 07:06	03/17/16 15:29	1

**Method: 8082 - Polychlorinated Biphenyls (PCBs) by Gas Chromatography**

Analyte	Result	Qualifier	LOQ	LOD	Unit	D	Prepared	Analyzed	Dil Fac
Aroclor-1016	<140	F1	370	140	ug/Kg	☼	03/18/16 08:15	03/23/16 23:46	5
Aroclor-1221	<180		370	180	ug/Kg	☼	03/18/16 08:15	03/23/16 23:46	5
Aroclor-1232	<230		370	230	ug/Kg	☼	03/18/16 08:15	03/23/16 23:46	5
Aroclor-1242	<120		370	120	ug/Kg	☼	03/18/16 08:15	03/23/16 23:46	5
Aroclor-1248	<90		370	90	ug/Kg	☼	03/18/16 08:15	03/23/16 23:46	5
Aroclor-1254	<160		370	160	ug/Kg	☼	03/18/16 08:15	03/23/16 23:46	5
Aroclor-1260	<100	F1	370	100	ug/Kg	☼	03/18/16 08:15	03/23/16 23:46	5
Aroclor-1262	<110		370	110	ug/Kg	☼	03/18/16 08:15	03/23/16 23:46	5
Aroclor-1268	<150		370	150	ug/Kg	☼	03/18/16 08:15	03/23/16 23:46	5

Surrogate	%Recovery	Qualifier	Limits	Prepared	Analyzed	Dil Fac
Tetrachloro-m-xylene	45		13 - 134	03/18/16 08:15	03/23/16 23:46	5
DCB Decachlorobiphenyl	80	p	10 - 155	03/18/16 08:15	03/23/16 23:46	5

TestAmerica Canton

# Client Sample Results

Client: GHD Services Inc.  
Project/Site: 58505, Janesville WI, SSOW 108014

TestAmerica Job ID: 240-62022-1

**Client Sample ID: SE-031016-JN-023**

**Lab Sample ID: 240-62022-13**

**Date Collected: 03/10/16 13:00**

**Matrix: Solid**

**Date Received: 03/11/16 10:40**

**Percent Solids: 44.6**

**Method: 6010B - Metals (ICP) - TCLP**

Analyte	Result	Qualifier	LOQ	LOD	Unit	D	Prepared	Analyzed	Dil Fac
Arsenic	0.0076	J B	0.50	0.0029	mg/L		03/16/16 11:41	03/17/16 19:50	1
Barium	0.75	J B	10.0	0.0010	mg/L		03/16/16 11:41	03/17/16 19:50	1
Cadmium	0.00061	J	0.10	0.00014	mg/L		03/16/16 11:41	03/17/16 19:50	1
Chromium	0.0035	J B	0.50	0.00055	mg/L		03/16/16 11:41	03/17/16 19:50	1
Lead	<0.0019		0.50	0.0019	mg/L		03/16/16 11:41	03/17/16 19:50	1
Selenium	<0.0040		0.25	0.0040	mg/L		03/16/16 11:41	03/17/16 19:50	1
Silver	<0.00092		0.50	0.00092	mg/L		03/16/16 11:41	03/17/16 19:50	1

**Method: 6020 - Metals (ICP/MS)**

Analyte	Result	Qualifier	LOQ	LOD	Unit	D	Prepared	Analyzed	Dil Fac
Silver	0.11	J B	0.41	0.0029	mg/Kg	☼	03/15/16 11:27	03/19/16 22:35	2
Arsenic	3.5	B	2.1	0.053	mg/Kg	☼	03/15/16 11:27	03/19/16 22:35	2
Beryllium	0.64	F1	0.41	0.023	mg/Kg	☼	03/15/16 11:27	03/19/16 22:35	2
Cadmium	0.42		0.41	0.0076	mg/Kg	☼	03/15/16 11:27	03/19/16 22:35	2
Cobalt	5.4	B	0.41	0.0035	mg/Kg	☼	03/15/16 11:27	03/19/16 22:35	2
Chromium	16.3	B	0.82	0.12	mg/Kg	☼	03/15/16 11:27	03/19/16 22:35	2
Copper	13.7	B	0.82	0.20	mg/Kg	☼	03/15/16 11:27	03/19/16 22:35	2
Manganese	242	B F1	2.1	0.25	mg/Kg	☼	03/15/16 11:27	03/19/16 22:35	2
Nickel	11.8		0.82	0.080	mg/Kg	☼	03/15/16 11:27	03/19/16 22:35	2
Lead	26.1	B	0.41	0.092	mg/Kg	☼	03/15/16 11:27	03/19/16 22:35	2
Antimony	0.12	J F1	0.82	0.029	mg/Kg	☼	03/15/16 11:27	03/19/16 22:35	2
Selenium	1.7	J B	2.1	0.082	mg/Kg	☼	03/15/16 11:27	03/19/16 22:35	2
Thallium	0.20	J	0.82	0.039	mg/Kg	☼	03/15/16 11:27	03/19/16 22:35	2
Vanadium	20.2		2.1	0.076	mg/Kg	☼	03/15/16 11:27	03/19/16 22:35	2
Zinc	61.9	B	8.2	1.0	mg/Kg	☼	03/15/16 11:27	03/19/16 22:35	2
Barium	101		2.1	0.45	mg/Kg	☼	03/15/16 11:27	03/19/16 22:35	2

**Method: 7470A - Mercury (CVAA) - TCLP**

Analyte	Result	Qualifier	LOQ	LOD	Unit	D	Prepared	Analyzed	Dil Fac
Mercury	<0.000090		0.0020	0.000090	mg/L		03/16/16 14:00	03/17/16 12:33	1

**Method: 7471A - Mercury (CVAA)**

Analyte	Result	Qualifier	LOQ	LOD	Unit	D	Prepared	Analyzed	Dil Fac
Mercury	3.1		1.0	0.14	mg/Kg	☼	03/15/16 15:00	03/17/16 14:17	5

**General Chemistry**

Analyte	Result	Qualifier	LOQ	LOD	Unit	D	Prepared	Analyzed	Dil Fac
Total Organic Carbon	66800		2240	1120	mg/Kg	☼		03/22/16 12:49	1
Percent Solids	44.6		0.1	0.1	%			03/14/16 16:52	1
Percent Moisture	55.4		0.1	0.1	%			03/14/16 16:52	1

# Client Sample Results

Client: GHD Services Inc.  
Project/Site: 58505, Janesville WI, SSOW 108014

TestAmerica Job ID: 240-62022-1

**Client Sample ID: SE-031016-JN-024**

**Lab Sample ID: 240-62022-14**

**Date Collected: 03/10/16 14:05**

**Matrix: Solid**

**Date Received: 03/11/16 10:40**

**Percent Solids: 47.6**

**Method: 8260B - Volatile Organic Compounds (GC/MS)**

Analyte	Result	Qualifier	LOQ	LOD	Unit	D	Prepared	Analyzed	Dil Fac
<b>Acetone</b>	<b>16</b>	<b>J B</b>	41	12	ug/Kg	☼	03/14/16 13:31	03/14/16 22:25	1
Benzene	<1.8		10	1.8	ug/Kg	☼	03/14/16 13:31	03/14/16 22:25	1
Dichlorobromomethane	<0.59		10	0.59	ug/Kg	☼	03/14/16 13:31	03/14/16 22:25	1
Bromoform	<0.49		10	0.49	ug/Kg	☼	03/14/16 13:31	03/14/16 22:25	1
Bromomethane	<0.85		10	0.85	ug/Kg	☼	03/14/16 13:31	03/14/16 22:25	1
<b>2-Butanone (MEK)</b>	<b>4.8</b>	<b>J B</b>	41	2.3	ug/Kg	☼	03/14/16 13:31	03/14/16 22:25	1
Carbon disulfide	<1.2		10	1.2	ug/Kg	☼	03/14/16 13:31	03/14/16 22:25	1
Carbon tetrachloride	<1.3		10	1.3	ug/Kg	☼	03/14/16 13:31	03/14/16 22:25	1
Chlorobenzene	<1.1		10	1.1	ug/Kg	☼	03/14/16 13:31	03/14/16 22:25	1
Chloroethane	<0.90		10	0.90	ug/Kg	☼	03/14/16 13:31	03/14/16 22:25	1
Chloroform	<0.73		10	0.73	ug/Kg	☼	03/14/16 13:31	03/14/16 22:25	1
Chloromethane	<1.6		10	1.6	ug/Kg	☼	03/14/16 13:31	03/14/16 22:25	1
1,1-Dichloroethane	<0.69		10	0.69	ug/Kg	☼	03/14/16 13:31	03/14/16 22:25	1
1,2-Dichloroethane	<0.94		10	0.94	ug/Kg	☼	03/14/16 13:31	03/14/16 22:25	1
1,1-Dichloroethene	<1.6		10	1.6	ug/Kg	☼	03/14/16 13:31	03/14/16 22:25	1
1,2-Dichloropropane	<0.28		10	0.28	ug/Kg	☼	03/14/16 13:31	03/14/16 22:25	1
1,2,4-Trimethylbenzene	<1.2		10	1.2	ug/Kg	☼	03/14/16 13:31	03/14/16 22:25	1
cis-1,3-Dichloropropene	<1.4		10	1.4	ug/Kg	☼	03/14/16 13:31	03/14/16 22:25	1
trans-1,3-Dichloropropene	<0.59		10	0.59	ug/Kg	☼	03/14/16 13:31	03/14/16 22:25	1
Ethylbenzene	<0.65		10	0.65	ug/Kg	☼	03/14/16 13:31	03/14/16 22:25	1
2-Hexanone	<1.4		41	1.4	ug/Kg	☼	03/14/16 13:31	03/14/16 22:25	1
<b>Methylene Chloride</b>	<b>3.4</b>	<b>J B</b>	10	1.5	ug/Kg	☼	03/14/16 13:31	03/14/16 22:25	1
4-Methyl-2-pentanone (MIBK)	<2.5		41	2.5	ug/Kg	☼	03/14/16 13:31	03/14/16 22:25	1
Styrene	<0.81		10	0.81	ug/Kg	☼	03/14/16 13:31	03/14/16 22:25	1
1,1,2,2-Tetrachloroethane	<0.63		10	0.63	ug/Kg	☼	03/14/16 13:31	03/14/16 22:25	1
Tetrachloroethene	<1.6		10	1.6	ug/Kg	☼	03/14/16 13:31	03/14/16 22:25	1
Toluene	<0.55		10	0.55	ug/Kg	☼	03/14/16 13:31	03/14/16 22:25	1
Trichloroethene	<0.77		10	0.77	ug/Kg	☼	03/14/16 13:31	03/14/16 22:25	1
1,3,5-Trimethylbenzene	<0.59		10	0.59	ug/Kg	☼	03/14/16 13:31	03/14/16 22:25	1
Vinyl chloride	<0.61		10	0.61	ug/Kg	☼	03/14/16 13:31	03/14/16 22:25	1
Xylenes, Total	<1.1		20	1.1	ug/Kg	☼	03/14/16 13:31	03/14/16 22:25	1
1,1,1-Trichloroethane	<1.3		10	1.3	ug/Kg	☼	03/14/16 13:31	03/14/16 22:25	1
1,1,2-Trichloroethane	<0.75		10	0.75	ug/Kg	☼	03/14/16 13:31	03/14/16 22:25	1
Cyclohexane	<0.98		20	0.98	ug/Kg	☼	03/14/16 13:31	03/14/16 22:25	1
1,2-Dibromo-3-Chloropropane	<5.5		20	5.5	ug/Kg	☼	03/14/16 13:31	03/14/16 22:25	1
Ethylene Dibromide	<1.1		10	1.1	ug/Kg	☼	03/14/16 13:31	03/14/16 22:25	1
Dichlorodifluoromethane	<0.57		10	0.57	ug/Kg	☼	03/14/16 13:31	03/14/16 22:25	1
cis-1,2-Dichloroethene	<0.57		10	0.57	ug/Kg	☼	03/14/16 13:31	03/14/16 22:25	1
trans-1,2-Dichloroethene	<0.65		10	0.65	ug/Kg	☼	03/14/16 13:31	03/14/16 22:25	1
Isopropylbenzene	<0.41		10	0.41	ug/Kg	☼	03/14/16 13:31	03/14/16 22:25	1
Methyl acetate	<4.1		20	4.1	ug/Kg	☼	03/14/16 13:31	03/14/16 22:25	1
Methyl tert-butyl ether	<0.88		10	0.88	ug/Kg	☼	03/14/16 13:31	03/14/16 22:25	1
1,1,2-Trichloro-1,2,2-trifluoroethane	<0.85		10	0.85	ug/Kg	☼	03/14/16 13:31	03/14/16 22:25	1
1,2,4-Trichlorobenzene	<0.77		10	0.77	ug/Kg	☼	03/14/16 13:31	03/14/16 22:25	1
1,2-Dichlorobenzene	<0.69		10	0.69	ug/Kg	☼	03/14/16 13:31	03/14/16 22:25	1
1,3-Dichlorobenzene	<1.4		10	1.4	ug/Kg	☼	03/14/16 13:31	03/14/16 22:25	1
1,4-Dichlorobenzene	<0.57		10	0.57	ug/Kg	☼	03/14/16 13:31	03/14/16 22:25	1
Trichlorofluoromethane	<0.59		10	0.59	ug/Kg	☼	03/14/16 13:31	03/14/16 22:25	1
Chlorodibromomethane	<0.75		10	0.75	ug/Kg	☼	03/14/16 13:31	03/14/16 22:25	1

TestAmerica Canton

# Client Sample Results

Client: GHD Services Inc.  
 Project/Site: 58505, Janesville WI, SSOW 108014

TestAmerica Job ID: 240-62022-1

**Client Sample ID: SE-031016-JN-024**

**Lab Sample ID: 240-62022-14**

**Date Collected: 03/10/16 14:05**

**Matrix: Solid**

**Date Received: 03/11/16 10:40**

**Percent Solids: 47.6**

## Method: 8260B - Volatile Organic Compounds (GC/MS) (Continued)

Analyte	Result	Qualifier	LOQ	LOD	Unit	D	Prepared	Analyzed	Dil Fac
Methylcyclohexane	<1.2		20	1.2	ug/Kg	☼	03/14/16 13:31	03/14/16 22:25	1
Surrogate	%Recovery	Qualifier	Limits				Prepared	Analyzed	Dil Fac
1,2-Dichloroethane-d4 (Surr)	94		58 - 123				03/14/16 13:31	03/14/16 22:25	1
4-Bromofluorobenzene (Surr)	108		52 - 136				03/14/16 13:31	03/14/16 22:25	1
Toluene-d8 (Surr)	107		67 - 125				03/14/16 13:31	03/14/16 22:25	1
Dibromofluoromethane (Surr)	99		37 - 132				03/14/16 13:31	03/14/16 22:25	1

## Method: 8270C - Semivolatile Organic Compounds (GC/MS)

Analyte	Result	Qualifier	LOQ	LOD	Unit	D	Prepared	Analyzed	Dil Fac
1,1'-Biphenyl	<150		2100	150	ug/Kg	☼	03/14/16 07:06	03/19/16 17:58	20
bis (2-chloroisopropyl) ether	<400		4200	400	ug/Kg	☼	03/14/16 07:06	03/19/16 17:58	20
2,4,5-Trichlorophenol	<1000		6300	1000	ug/Kg	☼	03/14/16 07:06	03/19/16 17:58	20
2,4,6-Trichlorophenol	<370		6300	370	ug/Kg	☼	03/14/16 07:06	03/19/16 17:58	20
2,4-Dichlorophenol	<840		6300	840	ug/Kg	☼	03/14/16 07:06	03/19/16 17:58	20
2,4-Dimethylphenol	<840		6300	840	ug/Kg	☼	03/14/16 07:06	03/19/16 17:58	20
2,4-Dinitrophenol	<880		14000	880	ug/Kg	☼	03/14/16 07:06	03/19/16 17:58	20
2,4-Dinitrotoluene	<710		8400	710	ug/Kg	☼	03/14/16 07:06	03/19/16 17:58	20
2,6-Dinitrotoluene	<880		8400	880	ug/Kg	☼	03/14/16 07:06	03/19/16 17:58	20
2-Chloronaphthalene	<19		2100	19	ug/Kg	☼	03/14/16 07:06	03/19/16 17:58	20
2-Chlorophenol	<340		2100	340	ug/Kg	☼	03/14/16 07:06	03/19/16 17:58	20
<b>2-Methylnaphthalene</b>	<b>360</b>		280	21	ug/Kg	☼	03/14/16 07:06	03/19/16 17:58	20
2-Methylphenol	<460		8400	460	ug/Kg	☼	03/14/16 07:06	03/19/16 17:58	20
2-Nitroaniline	<380		8400	380	ug/Kg	☼	03/14/16 07:06	03/19/16 17:58	20
2-Nitrophenol	<350		2100	350	ug/Kg	☼	03/14/16 07:06	03/19/16 17:58	20
3,3'-Dichlorobenzidine	<750		4200	750	ug/Kg	☼	03/14/16 07:06	03/19/16 17:58	20
3-Nitroaniline	<670		8400	670	ug/Kg	☼	03/14/16 07:06	03/19/16 17:58	20
4,6-Dinitro-2-methylphenol	<380		6300	380	ug/Kg	☼	03/14/16 07:06	03/19/16 17:58	20
4-Bromophenyl phenyl ether	<540		2100	540	ug/Kg	☼	03/14/16 07:06	03/19/16 17:58	20
4-Chloro-3-methylphenol	<880		6300	880	ug/Kg	☼	03/14/16 07:06	03/19/16 17:58	20
4-Chloroaniline	<710		6300	710	ug/Kg	☼	03/14/16 07:06	03/19/16 17:58	20
4-Chlorophenyl phenyl ether	<540		2100	540	ug/Kg	☼	03/14/16 07:06	03/19/16 17:58	20
4-Nitroaniline	<1100		8400	1100	ug/Kg	☼	03/14/16 07:06	03/19/16 17:58	20
4-Nitrophenol	<710		14000	710	ug/Kg	☼	03/14/16 07:06	03/19/16 17:58	20
Acetophenone	<380		4200	380	ug/Kg	☼	03/14/16 07:06	03/19/16 17:58	20
Atrazine	<380		8400	380	ug/Kg	☼	03/14/16 07:06	03/19/16 17:58	20
Benzaldehyde	<500		4200	500	ug/Kg	☼	03/14/16 07:06	03/19/16 17:58	20
Bis(2-chloroethoxy)methane	<920		4200	920	ug/Kg	☼	03/14/16 07:06	03/19/16 17:58	20
Bis(2-chloroethyl)ether	<84		4200	84	ug/Kg	☼	03/14/16 07:06	03/19/16 17:58	20
<b>Bis(2-ethylhexyl) phthalate</b>	<b>3900 B</b>		2900	790	ug/Kg	☼	03/14/16 07:06	03/19/16 17:58	20
<b>Butyl benzyl phthalate</b>	<b>3200</b>		2900	420	ug/Kg	☼	03/14/16 07:06	03/19/16 17:58	20
Caprolactam	<1500		14000	1500	ug/Kg	☼	03/14/16 07:06	03/19/16 17:58	20
Carbazole	<1100		2100	1100	ug/Kg	☼	03/14/16 07:06	03/19/16 17:58	20
Dibenzofuran	<28		2100	28	ug/Kg	☼	03/14/16 07:06	03/19/16 17:58	20
Diethyl phthalate	<670		2900	670	ug/Kg	☼	03/14/16 07:06	03/19/16 17:58	20
Dimethyl phthalate	<710		2900	710	ug/Kg	☼	03/14/16 07:06	03/19/16 17:58	20
<b>Di-n-butyl phthalate</b>	<b>1700 J</b>		2900	630	ug/Kg	☼	03/14/16 07:06	03/19/16 17:58	20
Di-n-octyl phthalate	<330		2900	330	ug/Kg	☼	03/14/16 07:06	03/19/16 17:58	20
Hexachlorobenzene	<88		280	88	ug/Kg	☼	03/14/16 07:06	03/19/16 17:58	20
Hexachlorobutadiene	<230		2100	230	ug/Kg	☼	03/14/16 07:06	03/19/16 17:58	20

TestAmerica Canton

# Client Sample Results

Client: GHD Services Inc.  
 Project/Site: 58505, Janesville WI, SSOW 108014

TestAmerica Job ID: 240-62022-1

**Client Sample ID: SE-031016-JN-024**

**Lab Sample ID: 240-62022-14**

**Date Collected: 03/10/16 14:05**

**Matrix: Solid**

**Date Received: 03/11/16 10:40**

**Percent Solids: 47.6**

**Method: 8270C - Semivolatile Organic Compounds (GC/MS) (Continued)**

Analyte	Result	Qualifier	LOQ	LOD	Unit	D	Prepared	Analyzed	Dil Fac
Hexachlorocyclopentadiene	<340		14000	340	ug/Kg	☼	03/14/16 07:06	03/19/16 17:58	20
Hexachloroethane	<380		2100	380	ug/Kg	☼	03/14/16 07:06	03/19/16 17:58	20
Isophorone	<540		2100	540	ug/Kg	☼	03/14/16 07:06	03/19/16 17:58	20
Nitrobenzene	<92		4200	92	ug/Kg	☼	03/14/16 07:06	03/19/16 17:58	20
N-Nitrosodi-n-propylamine	<260		2100	260	ug/Kg	☼	03/14/16 07:06	03/19/16 17:58	20
N-Nitrosodiphenylamine	<880		2100	880	ug/Kg	☼	03/14/16 07:06	03/19/16 17:58	20
Pentachlorophenol	<380		6300	380	ug/Kg	☼	03/14/16 07:06	03/19/16 17:58	20
Phenol	<300		2100	300	ug/Kg	☼	03/14/16 07:06	03/19/16 17:58	20
3 & 4 Methylphenol	<840		17000	840	ug/Kg	☼	03/14/16 07:06	03/19/16 17:58	20
Surrogate	%Recovery	Qualifier	Limits				Prepared	Analyzed	Dil Fac
2-Fluorobiphenyl (Surr)	53		24 - 110				03/14/16 07:06	03/19/16 17:58	20
2-Fluorophenol (Surr)	66		24 - 110				03/14/16 07:06	03/19/16 17:58	20
2,4,6-Tribromophenol (Surr)	54		10 - 110				03/14/16 07:06	03/19/16 17:58	20
Nitrobenzene-d5 (Surr)	60		20 - 110				03/14/16 07:06	03/19/16 17:58	20
Phenol-d5 (Surr)	58		26 - 110				03/14/16 07:06	03/19/16 17:58	20
Terphenyl-d14 (Surr)	59		36 - 110				03/14/16 07:06	03/19/16 17:58	20

**Method: 1630 - Methyl Mercury (GC)**

Analyte	Result	Qualifier	LOQ	LOD	Unit	D	Prepared	Analyzed	Dil Fac
Methyl Mercury	<b>0.48</b>		0.20	0.061	ug/Kg	☼	03/14/16 11:58	03/18/16 23:54	1
Surrogate	%Recovery	Qualifier	Limits				Prepared	Analyzed	Dil Fac
n-Propyl Mercury Chloride	33		10 - 149				03/14/16 11:58	03/18/16 23:54	1

**Method: 8082 - Polychlorinated Biphenyls (PCBs) by Gas Chromatography**

Analyte	Result	Qualifier	LOQ	LOD	Unit	D	Prepared	Analyzed	Dil Fac
Aroclor-1016	<26		70	26	ug/Kg	☼	03/18/16 08:15	03/24/16 00:39	1
Aroclor-1221	<34		70	34	ug/Kg	☼	03/18/16 08:15	03/24/16 00:39	1
Aroclor-1232	<43		70	43	ug/Kg	☼	03/18/16 08:15	03/24/16 00:39	1
Aroclor-1242	<23		70	23	ug/Kg	☼	03/18/16 08:15	03/24/16 00:39	1
Aroclor-1248	<17		70	17	ug/Kg	☼	03/18/16 08:15	03/24/16 00:39	1
<b>Aroclor-1254</b>	<b>66</b>	<b>J</b>	70	30	ug/Kg	☼	03/18/16 08:15	03/24/16 00:39	1
Aroclor-1260	<19		70	19	ug/Kg	☼	03/18/16 08:15	03/24/16 00:39	1
Aroclor-1262	<21		70	21	ug/Kg	☼	03/18/16 08:15	03/24/16 00:39	1
<b>Aroclor-1268</b>	<b>380</b>		70	28	ug/Kg	☼	03/18/16 08:15	03/24/16 00:39	1
Surrogate	%Recovery	Qualifier	Limits				Prepared	Analyzed	Dil Fac
Tetrachloro-m-xylene	57		13 - 134				03/18/16 08:15	03/24/16 00:39	1
DCB Decachlorobiphenyl	1520	X	10 - 155				03/18/16 08:15	03/24/16 00:39	1

**Method: 6020 - Metals (ICP/MS)**

Analyte	Result	Qualifier	LOQ	LOD	Unit	D	Prepared	Analyzed	Dil Fac
Silver	<b>0.25</b>	<b>J B</b>	0.35	0.0025	mg/Kg	☼	03/15/16 11:27	03/19/16 23:16	2
Arsenic	<b>8.1</b>	<b>B</b>	1.8	0.046	mg/Kg	☼	03/15/16 11:27	03/19/16 23:16	2
Beryllium	<b>0.36</b>		0.35	0.019	mg/Kg	☼	03/15/16 11:27	03/19/16 23:16	2
Cadmium	<b>14.1</b>		0.35	0.0065	mg/Kg	☼	03/15/16 11:27	03/19/16 23:16	2
Cobalt	<b>6.1</b>	<b>B</b>	0.35	0.0030	mg/Kg	☼	03/15/16 11:27	03/19/16 23:16	2
Chromium	<b>183</b>	<b>B</b>	0.71	0.11	mg/Kg	☼	03/15/16 11:27	03/19/16 23:16	2
Copper	<b>78.7</b>	<b>B</b>	0.71	0.17	mg/Kg	☼	03/15/16 11:27	03/19/16 23:16	2
Manganese	<b>218</b>	<b>B</b>	1.8	0.21	mg/Kg	☼	03/15/16 11:27	03/19/16 23:16	2

TestAmerica Canton

# Client Sample Results

Client: GHD Services Inc.  
 Project/Site: 58505, Janesville WI, SSOW 108014

TestAmerica Job ID: 240-62022-1

**Client Sample ID: SE-031016-JN-024**

**Lab Sample ID: 240-62022-14**

**Date Collected: 03/10/16 14:05**

**Matrix: Solid**

**Date Received: 03/11/16 10:40**

**Percent Solids: 47.6**

**Method: 6020 - Metals (ICP/MS) (Continued)**

Analyte	Result	Qualifier	LOQ	LOD	Unit	D	Prepared	Analyzed	Dil Fac
Nickel	14.7		0.71	0.069	mg/Kg	☼	03/15/16 11:27	03/19/16 23:16	2
Lead	1390	B	0.35	0.079	mg/Kg	☼	03/15/16 11:27	03/19/16 23:16	2
Antimony	23.0		0.71	0.025	mg/Kg	☼	03/15/16 11:27	03/19/16 23:16	2
Selenium	4.3	B	1.8	0.071	mg/Kg	☼	03/15/16 11:27	03/19/16 23:16	2
Thallium	0.15	J	0.71	0.034	mg/Kg	☼	03/15/16 11:27	03/19/16 23:16	2
Vanadium	14.1		1.8	0.065	mg/Kg	☼	03/15/16 11:27	03/19/16 23:16	2
Zinc	2040	B	7.1	0.88	mg/Kg	☼	03/15/16 11:27	03/19/16 23:16	2
Barium	1340		1.8	0.39	mg/Kg	☼	03/15/16 11:27	03/19/16 23:16	2

**Method: 7471A - Mercury (CVAA)**

Analyte	Result	Qualifier	LOQ	LOD	Unit	D	Prepared	Analyzed	Dil Fac
Mercury	0.62		0.22	0.030	mg/Kg	☼	03/15/16 15:00	03/17/16 11:53	1

**General Chemistry**

Analyte	Result	Qualifier	LOQ	LOD	Unit	D	Prepared	Analyzed	Dil Fac
Total Organic Carbon	131000		2100	1050	mg/Kg	☼		03/22/16 12:28	1
Percent Solids	47.6		0.1	0.1	%			03/14/16 16:52	1
Percent Moisture	52.4		0.1	0.1	%			03/14/16 16:52	1

# Client Sample Results

Client: GHD Services Inc.  
Project/Site: 58505, Janesville WI, SSOW 108014

TestAmerica Job ID: 240-62022-1

**Client Sample ID: SE-031016-JN-025**

**Lab Sample ID: 240-62022-15**

**Date Collected: 03/10/16 14:10**

**Matrix: Solid**

**Date Received: 03/11/16 10:40**

**Percent Solids: 44.7**

**Method: 8260B - Volatile Organic Compounds (GC/MS)**

Analyte	Result	Qualifier	LOQ	LOD	Unit	D	Prepared	Analyzed	Dil Fac
<b>Acetone</b>	<b>130</b>	<b>J B</b>	210	59	ug/Kg	☼	03/16/16 13:22	03/16/16 22:23	1
Benzene	<9.3		52	9.3	ug/Kg	☼	03/16/16 13:22	03/16/16 22:23	1
Dichlorobromomethane	<3.0		52	3.0	ug/Kg	☼	03/16/16 13:22	03/16/16 22:23	1
Bromoform	<2.5		52	2.5	ug/Kg	☼	03/16/16 13:22	03/16/16 22:23	1
Bromomethane	<4.4		52	4.4	ug/Kg	☼	03/16/16 13:22	03/16/16 22:23	1
<b>2-Butanone (MEK)</b>	<b>32</b>	<b>J B</b>	210	12	ug/Kg	☼	03/16/16 13:22	03/16/16 22:23	1
<b>Carbon disulfide</b>	<b>25</b>	<b>J</b>	52	6.1	ug/Kg	☼	03/16/16 13:22	03/16/16 22:23	1
Carbon tetrachloride	<6.7		52	6.7	ug/Kg	☼	03/16/16 13:22	03/16/16 22:23	1
Chlorobenzene	<5.5		52	5.5	ug/Kg	☼	03/16/16 13:22	03/16/16 22:23	1
Chloroethane	<4.6		52	4.6	ug/Kg	☼	03/16/16 13:22	03/16/16 22:23	1
Chloroform	<3.7		52	3.7	ug/Kg	☼	03/16/16 13:22	03/16/16 22:23	1
Chloromethane	<8.2		52	8.2	ug/Kg	☼	03/16/16 13:22	03/16/16 22:23	1
1,1-Dichloroethane	<3.5		52	3.5	ug/Kg	☼	03/16/16 13:22	03/16/16 22:23	1
1,2-Dichloroethane	<4.8		52	4.8	ug/Kg	☼	03/16/16 13:22	03/16/16 22:23	1
1,1-Dichloroethene	<8.3		52	8.3	ug/Kg	☼	03/16/16 13:22	03/16/16 22:23	1
1,2-Dichloropropane	<1.5		52	1.5	ug/Kg	☼	03/16/16 13:22	03/16/16 22:23	1
1,2,4-Trimethylbenzene	<6.0		52	6.0	ug/Kg	☼	03/16/16 13:22	03/16/16 22:23	1
cis-1,3-Dichloropropene	<7.4		52	7.4	ug/Kg	☼	03/16/16 13:22	03/16/16 22:23	1
trans-1,3-Dichloropropene	<3.0		52	3.0	ug/Kg	☼	03/16/16 13:22	03/16/16 22:23	1
Ethylbenzene	<3.3		52	3.3	ug/Kg	☼	03/16/16 13:22	03/16/16 22:23	1
2-Hexanone	<7.0		210	7.0	ug/Kg	☼	03/16/16 13:22	03/16/16 22:23	1
<b>Methylene Chloride</b>	<b>23</b>	<b>J B</b>	52	7.7	ug/Kg	☼	03/16/16 13:22	03/16/16 22:23	1
4-Methyl-2-pentanone (MIBK)	<13		210	13	ug/Kg	☼	03/16/16 13:22	03/16/16 22:23	1
Styrene	<4.1		52	4.1	ug/Kg	☼	03/16/16 13:22	03/16/16 22:23	1
1,1,2,2-Tetrachloroethane	<3.2		52	3.2	ug/Kg	☼	03/16/16 13:22	03/16/16 22:23	1
Tetrachloroethene	<8.3		52	8.3	ug/Kg	☼	03/16/16 13:22	03/16/16 22:23	1
Toluene	<2.8		52	2.8	ug/Kg	☼	03/16/16 13:22	03/16/16 22:23	1
Trichloroethene	<3.9		52	3.9	ug/Kg	☼	03/16/16 13:22	03/16/16 22:23	1
1,3,5-Trimethylbenzene	<3.0		52	3.0	ug/Kg	☼	03/16/16 13:22	03/16/16 22:23	1
Vinyl chloride	<3.1		52	3.1	ug/Kg	☼	03/16/16 13:22	03/16/16 22:23	1
Xylenes, Total	<5.6		100	5.6	ug/Kg	☼	03/16/16 13:22	03/16/16 22:23	1
1,1,1-Trichloroethane	<6.7		52	6.7	ug/Kg	☼	03/16/16 13:22	03/16/16 22:23	1
1,1,2-Trichloroethane	<3.8		52	3.8	ug/Kg	☼	03/16/16 13:22	03/16/16 22:23	1
Cyclohexane	<5.0		100	5.0	ug/Kg	☼	03/16/16 13:22	03/16/16 22:23	1
1,2-Dibromo-3-Chloropropane	<28		100	28	ug/Kg	☼	03/16/16 13:22	03/16/16 22:23	1
Ethylene Dibromide	<5.5		52	5.5	ug/Kg	☼	03/16/16 13:22	03/16/16 22:23	1
Dichlorodifluoromethane	<2.9		52	2.9	ug/Kg	☼	03/16/16 13:22	03/16/16 22:23	1
cis-1,2-Dichloroethene	<2.9		52	2.9	ug/Kg	☼	03/16/16 13:22	03/16/16 22:23	1
trans-1,2-Dichloroethene	<3.3		52	3.3	ug/Kg	☼	03/16/16 13:22	03/16/16 22:23	1
Isopropylbenzene	<2.1		52	2.1	ug/Kg	☼	03/16/16 13:22	03/16/16 22:23	1
Methyl acetate	<21		100	21	ug/Kg	☼	03/16/16 13:22	03/16/16 22:23	1
Methyl tert-butyl ether	<4.5		52	4.5	ug/Kg	☼	03/16/16 13:22	03/16/16 22:23	1
1,1,2-Trichloro-1,2,2-trifluoroethane	<4.4		52	4.4	ug/Kg	☼	03/16/16 13:22	03/16/16 22:23	1
1,2,4-Trichlorobenzene	<3.9		52	3.9	ug/Kg	☼	03/16/16 13:22	03/16/16 22:23	1
1,2-Dichlorobenzene	<3.5		52	3.5	ug/Kg	☼	03/16/16 13:22	03/16/16 22:23	1
1,3-Dichlorobenzene	<7.1		52	7.1	ug/Kg	☼	03/16/16 13:22	03/16/16 22:23	1
1,4-Dichlorobenzene	<2.9		52	2.9	ug/Kg	☼	03/16/16 13:22	03/16/16 22:23	1
Trichlorofluoromethane	<3.0		52	3.0	ug/Kg	☼	03/16/16 13:22	03/16/16 22:23	1
Chlorodibromomethane	<3.8		52	3.8	ug/Kg	☼	03/16/16 13:22	03/16/16 22:23	1

TestAmerica Canton

# Client Sample Results

Client: GHD Services Inc.  
Project/Site: 58505, Janesville WI, SSOW 108014

TestAmerica Job ID: 240-62022-1

**Client Sample ID: SE-031016-JN-025**

**Lab Sample ID: 240-62022-15**

**Date Collected: 03/10/16 14:10**

**Matrix: Solid**

**Date Received: 03/11/16 10:40**

**Percent Solids: 44.7**

**Method: 8260B - Volatile Organic Compounds (GC/MS) (Continued)**

Analyte	Result	Qualifier	LOQ	LOD	Unit	D	Prepared	Analyzed	Dil Fac
Methylcyclohexane	<6.0		100	6.0	ug/Kg	☼	03/16/16 13:22	03/16/16 22:23	1
<b>Surrogate</b>	<b>%Recovery</b>	<b>Qualifier</b>	<b>Limits</b>				<b>Prepared</b>	<b>Analyzed</b>	<b>Dil Fac</b>
1,2-Dichloroethane-d4 (Surr)	85		58 - 123				03/16/16 13:22	03/16/16 22:23	1
4-Bromofluorobenzene (Surr)	121		52 - 136				03/16/16 13:22	03/16/16 22:23	1
Toluene-d8 (Surr)	110		67 - 125				03/16/16 13:22	03/16/16 22:23	1
Dibromofluoromethane (Surr)	97		37 - 132				03/16/16 13:22	03/16/16 22:23	1

**Method: 8270C - Semivolatile Organic Compounds (GC/MS)**

Analyte	Result	Qualifier	LOQ	LOD	Unit	D	Prepared	Analyzed	Dil Fac
1,1'-Biphenyl	<160		2300	160	ug/Kg	☼	03/14/16 07:06	03/19/16 18:23	20
bis (2-chloroisopropyl) ether	<430		4500	430	ug/Kg	☼	03/14/16 07:06	03/19/16 18:23	20
2,4,5-Trichlorophenol	<1100		6800	1100	ug/Kg	☼	03/14/16 07:06	03/19/16 18:23	20
2,4,6-Trichlorophenol	<400		6800	400	ug/Kg	☼	03/14/16 07:06	03/19/16 18:23	20
2,4-Dichlorophenol	<910		6800	910	ug/Kg	☼	03/14/16 07:06	03/19/16 18:23	20
2,4-Dimethylphenol	<910		6800	910	ug/Kg	☼	03/14/16 07:06	03/19/16 18:23	20
2,4-Dinitrophenol	<950		15000	950	ug/Kg	☼	03/14/16 07:06	03/19/16 18:23	20
2,4-Dinitrotoluene	<770		9100	770	ug/Kg	☼	03/14/16 07:06	03/19/16 18:23	20
2,6-Dinitrotoluene	<950		9100	950	ug/Kg	☼	03/14/16 07:06	03/19/16 18:23	20
2-Chloronaphthalene	<20		2300	20	ug/Kg	☼	03/14/16 07:06	03/19/16 18:23	20
2-Chlorophenol	<370		2300	370	ug/Kg	☼	03/14/16 07:06	03/19/16 18:23	20
<b>2-Methylnaphthalene</b>	<b>230 J</b>		300	23	ug/Kg	☼	03/14/16 07:06	03/19/16 18:23	20
2-Methylphenol	<500		9100	500	ug/Kg	☼	03/14/16 07:06	03/19/16 18:23	20
2-Nitroaniline	<410		9100	410	ug/Kg	☼	03/14/16 07:06	03/19/16 18:23	20
2-Nitrophenol	<380		2300	380	ug/Kg	☼	03/14/16 07:06	03/19/16 18:23	20
3,3'-Dichlorobenzidine	<820		4500	820	ug/Kg	☼	03/14/16 07:06	03/19/16 18:23	20
3-Nitroaniline	<730		9100	730	ug/Kg	☼	03/14/16 07:06	03/19/16 18:23	20
4,6-Dinitro-2-methylphenol	<420		6800	420	ug/Kg	☼	03/14/16 07:06	03/19/16 18:23	20
4-Bromophenyl phenyl ether	<590		2300	590	ug/Kg	☼	03/14/16 07:06	03/19/16 18:23	20
4-Chloro-3-methylphenol	<950		6800	950	ug/Kg	☼	03/14/16 07:06	03/19/16 18:23	20
4-Chloroaniline	<770		6800	770	ug/Kg	☼	03/14/16 07:06	03/19/16 18:23	20
4-Chlorophenyl phenyl ether	<590		2300	590	ug/Kg	☼	03/14/16 07:06	03/19/16 18:23	20
4-Nitroaniline	<1200		9100	1200	ug/Kg	☼	03/14/16 07:06	03/19/16 18:23	20
4-Nitrophenol	<770		15000	770	ug/Kg	☼	03/14/16 07:06	03/19/16 18:23	20
Acetophenone	<420		4500	420	ug/Kg	☼	03/14/16 07:06	03/19/16 18:23	20
Atrazine	<410		9100	410	ug/Kg	☼	03/14/16 07:06	03/19/16 18:23	20
Benzaldehyde	<540		4500	540	ug/Kg	☼	03/14/16 07:06	03/19/16 18:23	20
Bis(2-chloroethoxy)methane	<1000		4500	1000	ug/Kg	☼	03/14/16 07:06	03/19/16 18:23	20
Bis(2-chloroethyl)ether	<91		4500	91	ug/Kg	☼	03/14/16 07:06	03/19/16 18:23	20
<b>Bis(2-ethylhexyl) phthalate</b>	<b>1100 J B</b>		3200	860	ug/Kg	☼	03/14/16 07:06	03/19/16 18:23	20
Butyl benzyl phthalate	<450		3200	450	ug/Kg	☼	03/14/16 07:06	03/19/16 18:23	20
Caprolactam	<1700		15000	1700	ug/Kg	☼	03/14/16 07:06	03/19/16 18:23	20
Carbazole	<1200		2300	1200	ug/Kg	☼	03/14/16 07:06	03/19/16 18:23	20
Dibenzofuran	<30		2300	30	ug/Kg	☼	03/14/16 07:06	03/19/16 18:23	20
Diethyl phthalate	<730		3200	730	ug/Kg	☼	03/14/16 07:06	03/19/16 18:23	20
Dimethyl phthalate	<770		3200	770	ug/Kg	☼	03/14/16 07:06	03/19/16 18:23	20
Di-n-butyl phthalate	<680		3200	680	ug/Kg	☼	03/14/16 07:06	03/19/16 18:23	20
Di-n-octyl phthalate	<360		3200	360	ug/Kg	☼	03/14/16 07:06	03/19/16 18:23	20
Hexachlorobenzene	<95		300	95	ug/Kg	☼	03/14/16 07:06	03/19/16 18:23	20
Hexachlorobutadiene	<250		2300	250	ug/Kg	☼	03/14/16 07:06	03/19/16 18:23	20

TestAmerica Canton



# Client Sample Results

Client: GHD Services Inc.  
Project/Site: 58505, Janesville WI, SSOW 108014

TestAmerica Job ID: 240-62022-1

**Client Sample ID: SE-031016-JN-025**

**Lab Sample ID: 240-62022-15**

**Date Collected: 03/10/16 14:10**

**Matrix: Solid**

**Date Received: 03/11/16 10:40**

**Percent Solids: 44.7**

## Method: 8270C - Semivolatile Organic Compounds (GC/MS) (Continued)

Analyte	Result	Qualifier	LOQ	LOD	Unit	D	Prepared	Analyzed	Dil Fac
Hexachlorocyclopentadiene	<370		15000	370	ug/Kg	☼	03/14/16 07:06	03/19/16 18:23	20
Hexachloroethane	<410		2300	410	ug/Kg	☼	03/14/16 07:06	03/19/16 18:23	20
Isophorone	<590		2300	590	ug/Kg	☼	03/14/16 07:06	03/19/16 18:23	20
Nitrobenzene	<100		4500	100	ug/Kg	☼	03/14/16 07:06	03/19/16 18:23	20
N-Nitrosodi-n-propylamine	<290		2300	290	ug/Kg	☼	03/14/16 07:06	03/19/16 18:23	20
N-Nitrosodiphenylamine	<950		2300	950	ug/Kg	☼	03/14/16 07:06	03/19/16 18:23	20
Pentachlorophenol	<410		6800	410	ug/Kg	☼	03/14/16 07:06	03/19/16 18:23	20
Phenol	<330		2300	330	ug/Kg	☼	03/14/16 07:06	03/19/16 18:23	20
3 & 4 Methylphenol	<910		18000	910	ug/Kg	☼	03/14/16 07:06	03/19/16 18:23	20
Fluorene	<24		300	24	ug/Kg	☼	03/14/16 07:06	03/19/16 18:23	20
Acenaphthylene	<16		300	16	ug/Kg	☼	03/14/16 07:06	03/19/16 18:23	20
<b>Benzo[g,h,i]perylene</b>	<b>450</b>		300	16	ug/Kg	☼	03/14/16 07:06	03/19/16 18:23	20
<b>Phenanthrene</b>	<b>500</b>		300	33	ug/Kg	☼	03/14/16 07:06	03/19/16 18:23	20
<b>Benzo[k]fluoranthene</b>	<b>300</b>		300	31	ug/Kg	☼	03/14/16 07:06	03/19/16 18:23	20
<b>Benzo[a]pyrene</b>	<b>440</b>		300	29	ug/Kg	☼	03/14/16 07:06	03/19/16 18:23	20
<b>Anthracene</b>	<b>260 J</b>		300	35	ug/Kg	☼	03/14/16 07:06	03/19/16 18:23	20
<b>Pyrene</b>	<b>2000</b>		300	20	ug/Kg	☼	03/14/16 07:06	03/19/16 18:23	20
Dibenz(a,h)anthracene	<30		300	30	ug/Kg	☼	03/14/16 07:06	03/19/16 18:23	20
<b>Naphthalene</b>	<b>180 J</b>		300	37	ug/Kg	☼	03/14/16 07:06	03/19/16 18:23	20
<b>Fluoranthene</b>	<b>1700</b>		300	25	ug/Kg	☼	03/14/16 07:06	03/19/16 18:23	20
<b>Benzo[a]anthracene</b>	<b>740</b>		300	29	ug/Kg	☼	03/14/16 07:06	03/19/16 18:23	20
Indeno[1,2,3-cd]pyrene	<16		300	16	ug/Kg	☼	03/14/16 07:06	03/19/16 18:23	20
<b>Chrysene</b>	<b>920</b>		300	50	ug/Kg	☼	03/14/16 07:06	03/19/16 18:23	20
Acenaphthene	<34		300	34	ug/Kg	☼	03/14/16 07:06	03/19/16 18:23	20
<b>Benzo[b]fluoranthene</b>	<b>770</b>		300	27	ug/Kg	☼	03/14/16 07:06	03/19/16 18:23	20

Surrogate	%Recovery	Qualifier	Limits	Prepared	Analyzed	Dil Fac
2-Fluorobiphenyl (Surr)	69		24 - 110	03/14/16 07:06	03/19/16 18:23	20
2-Fluorophenol (Surr)	75		24 - 110	03/14/16 07:06	03/19/16 18:23	20
2,4,6-Tribromophenol (Surr)	53		10 - 110	03/14/16 07:06	03/19/16 18:23	20
Nitrobenzene-d5 (Surr)	89		20 - 110	03/14/16 07:06	03/19/16 18:23	20
Phenol-d5 (Surr)	74		26 - 110	03/14/16 07:06	03/19/16 18:23	20
Terphenyl-d14 (Surr)	76		36 - 110	03/14/16 07:06	03/19/16 18:23	20

## Method: 8082 - Polychlorinated Biphenyls (PCBs) by Gas Chromatography

Analyte	Result	Qualifier	LOQ	LOD	Unit	D	Prepared	Analyzed	Dil Fac
Aroclor-1016	<26		73	26	ug/Kg	☼	03/14/16 06:37	03/17/16 03:32	1
Aroclor-1221	<35		73	35	ug/Kg	☼	03/14/16 06:37	03/17/16 03:32	1
Aroclor-1232	<44		73	44	ug/Kg	☼	03/14/16 06:37	03/17/16 03:32	1
Aroclor-1242	<24		73	24	ug/Kg	☼	03/14/16 06:37	03/17/16 03:32	1
Aroclor-1248	<18		73	18	ug/Kg	☼	03/14/16 06:37	03/17/16 03:32	1
Aroclor-1254	<31		73	31	ug/Kg	☼	03/14/16 06:37	03/17/16 03:32	1
Aroclor-1260	<20		73	20	ug/Kg	☼	03/14/16 06:37	03/17/16 03:32	1
Aroclor-1262	<22		73	22	ug/Kg	☼	03/14/16 06:37	03/17/16 03:32	1
Aroclor-1268	<29		73	29	ug/Kg	☼	03/14/16 06:37	03/17/16 03:32	1

Surrogate	%Recovery	Qualifier	Limits	Prepared	Analyzed	Dil Fac
Tetrachloro-m-xylene	48		13 - 134	03/14/16 06:37	03/17/16 03:32	1
DCB Decachlorobiphenyl	48	^c	10 - 155	03/14/16 06:37	03/17/16 03:32	1

TestAmerica Canton

# Client Sample Results

Client: GHD Services Inc.  
 Project/Site: 58505, Janesville WI, SSOW 108014

TestAmerica Job ID: 240-62022-1

**Client Sample ID: SE-031016-JN-025**

**Lab Sample ID: 240-62022-15**

**Date Collected: 03/10/16 14:10**

**Matrix: Solid**

**Date Received: 03/11/16 10:40**

**Percent Solids: 44.7**

**Method: 6020 - Metals (ICP/MS)**

Analyte	Result	Qualifier	LOQ	LOD	Unit	D	Prepared	Analyzed	Dil Fac
Silver	0.25	J B	0.42	0.0029	mg/Kg	☼	03/15/16 11:27	03/19/16 23:20	2
Arsenic	12.0	B	2.1	0.054	mg/Kg	☼	03/15/16 11:27	03/19/16 23:20	2
Beryllium	0.56		0.42	0.023	mg/Kg	☼	03/15/16 11:27	03/19/16 23:20	2
Cadmium	1.1		0.42	0.0077	mg/Kg	☼	03/15/16 11:27	03/19/16 23:20	2
Cobalt	5.9	B	0.42	0.0036	mg/Kg	☼	03/15/16 11:27	03/19/16 23:20	2
Chromium	31.0	B	0.84	0.13	mg/Kg	☼	03/15/16 11:27	03/19/16 23:20	2
Copper	33.9	B	0.84	0.20	mg/Kg	☼	03/15/16 11:27	03/19/16 23:20	2
Manganese	180	B	2.1	0.25	mg/Kg	☼	03/15/16 11:27	03/19/16 23:20	2
Nickel	14.4		0.84	0.082	mg/Kg	☼	03/15/16 11:27	03/19/16 23:20	2
Lead	370	B	0.42	0.094	mg/Kg	☼	03/15/16 11:27	03/19/16 23:20	2
Antimony	2.5		0.84	0.029	mg/Kg	☼	03/15/16 11:27	03/19/16 23:20	2
Selenium	2.2	B	2.1	0.084	mg/Kg	☼	03/15/16 11:27	03/19/16 23:20	2
Thallium	0.23	J	0.84	0.040	mg/Kg	☼	03/15/16 11:27	03/19/16 23:20	2
Vanadium	23.8		2.1	0.077	mg/Kg	☼	03/15/16 11:27	03/19/16 23:20	2
Zinc	338	B	8.4	1.0	mg/Kg	☼	03/15/16 11:27	03/19/16 23:20	2
Barium	175		2.1	0.46	mg/Kg	☼	03/15/16 11:27	03/19/16 23:20	2

**Method: 7471A - Mercury (CVAA)**

Analyte	Result	Qualifier	LOQ	LOD	Unit	D	Prepared	Analyzed	Dil Fac
Mercury	2.6		0.24	0.034	mg/Kg	☼	03/15/16 15:00	03/17/16 11:55	1

**General Chemistry**

Analyte	Result	Qualifier	LOQ	LOD	Unit	D	Prepared	Analyzed	Dil Fac
Total Organic Carbon	66500		2240	1120	mg/Kg	☼		03/22/16 13:31	1
Percent Solids	44.7		0.1	0.1	%			03/14/16 16:52	1
Percent Moisture	55.3		0.1	0.1	%			03/14/16 16:52	1

# Client Sample Results

Client: GHD Services Inc.  
 Project/Site: 58505, Janesville WI, SSOW 108014

TestAmerica Job ID: 240-62022-1

**Client Sample ID: SE-031016-JN-026**

**Lab Sample ID: 240-62022-16**

**Date Collected: 03/10/16 14:15**

**Matrix: Solid**

**Date Received: 03/11/16 10:40**

**Percent Solids: 45.4**

**Method: 8260B - Volatile Organic Compounds (GC/MS)**

Analyte	Result	Qualifier	LOQ	LOD	Unit	D	Prepared	Analyzed	Dil Fac
<b>Acetone</b>	<b>50</b>	<b>B</b>	42	12	ug/Kg	☼	03/16/16 13:22	03/16/16 20:41	1
Benzene	<1.9		10	1.9	ug/Kg	☼	03/16/16 13:22	03/16/16 20:41	1
Dichlorobromomethane	<0.60		10	0.60	ug/Kg	☼	03/16/16 13:22	03/16/16 20:41	1
Bromoform	<0.50		10	0.50	ug/Kg	☼	03/16/16 13:22	03/16/16 20:41	1
Bromomethane	<0.87		10	0.87	ug/Kg	☼	03/16/16 13:22	03/16/16 20:41	1
<b>2-Butanone (MEK)</b>	<b>9.3</b>	<b>J B</b>	42	2.3	ug/Kg	☼	03/16/16 13:22	03/16/16 20:41	1
<b>Carbon disulfide</b>	<b>3.8</b>	<b>J</b>	10	1.2	ug/Kg	☼	03/16/16 13:22	03/16/16 20:41	1
Carbon tetrachloride	<1.3		10	1.3	ug/Kg	☼	03/16/16 13:22	03/16/16 20:41	1
Chlorobenzene	<1.1		10	1.1	ug/Kg	☼	03/16/16 13:22	03/16/16 20:41	1
Chloroethane	<0.91		10	0.91	ug/Kg	☼	03/16/16 13:22	03/16/16 20:41	1
Chloroform	<0.75		10	0.75	ug/Kg	☼	03/16/16 13:22	03/16/16 20:41	1
Chloromethane	<1.6		10	1.6	ug/Kg	☼	03/16/16 13:22	03/16/16 20:41	1
1,1-Dichloroethane	<0.71		10	0.71	ug/Kg	☼	03/16/16 13:22	03/16/16 20:41	1
1,2-Dichloroethane	<0.95		10	0.95	ug/Kg	☼	03/16/16 13:22	03/16/16 20:41	1
1,1-Dichloroethene	<1.7		10	1.7	ug/Kg	☼	03/16/16 13:22	03/16/16 20:41	1
1,2-Dichloropropane	<0.29		10	0.29	ug/Kg	☼	03/16/16 13:22	03/16/16 20:41	1
1,2,4-Trimethylbenzene	<1.2		10	1.2	ug/Kg	☼	03/16/16 13:22	03/16/16 20:41	1
cis-1,3-Dichloropropene	<1.5		10	1.5	ug/Kg	☼	03/16/16 13:22	03/16/16 20:41	1
trans-1,3-Dichloropropene	<0.60		10	0.60	ug/Kg	☼	03/16/16 13:22	03/16/16 20:41	1
Ethylbenzene	<0.66		10	0.66	ug/Kg	☼	03/16/16 13:22	03/16/16 20:41	1
2-Hexanone	<1.4		42	1.4	ug/Kg	☼	03/16/16 13:22	03/16/16 20:41	1
<b>Methylene Chloride</b>	<b>3.5</b>	<b>J B</b>	10	1.5	ug/Kg	☼	03/16/16 13:22	03/16/16 20:41	1
4-Methyl-2-pentanone (MIBK)	<2.5		42	2.5	ug/Kg	☼	03/16/16 13:22	03/16/16 20:41	1
Styrene	<0.83		10	0.83	ug/Kg	☼	03/16/16 13:22	03/16/16 20:41	1
1,1,2,2-Tetrachloroethane	<0.64		10	0.64	ug/Kg	☼	03/16/16 13:22	03/16/16 20:41	1
Tetrachloroethene	<1.7		10	1.7	ug/Kg	☼	03/16/16 13:22	03/16/16 20:41	1
Toluene	<0.56		10	0.56	ug/Kg	☼	03/16/16 13:22	03/16/16 20:41	1
Trichloroethene	<0.79		10	0.79	ug/Kg	☼	03/16/16 13:22	03/16/16 20:41	1
1,3,5-Trimethylbenzene	<0.60		10	0.60	ug/Kg	☼	03/16/16 13:22	03/16/16 20:41	1
Vinyl chloride	<0.62		10	0.62	ug/Kg	☼	03/16/16 13:22	03/16/16 20:41	1
Xylenes, Total	<1.1		21	1.1	ug/Kg	☼	03/16/16 13:22	03/16/16 20:41	1
1,1,1-Trichloroethane	<1.3		10	1.3	ug/Kg	☼	03/16/16 13:22	03/16/16 20:41	1
1,1,2-Trichloroethane	<0.77		10	0.77	ug/Kg	☼	03/16/16 13:22	03/16/16 20:41	1
Cyclohexane	<1.0		21	1.0	ug/Kg	☼	03/16/16 13:22	03/16/16 20:41	1
1,2-Dibromo-3-Chloropropane	<5.6		21	5.6	ug/Kg	☼	03/16/16 13:22	03/16/16 20:41	1
Ethylene Dibromide	<1.1		10	1.1	ug/Kg	☼	03/16/16 13:22	03/16/16 20:41	1
Dichlorodifluoromethane	<0.58		10	0.58	ug/Kg	☼	03/16/16 13:22	03/16/16 20:41	1
cis-1,2-Dichloroethene	<0.58		10	0.58	ug/Kg	☼	03/16/16 13:22	03/16/16 20:41	1
trans-1,2-Dichloroethene	<0.66		10	0.66	ug/Kg	☼	03/16/16 13:22	03/16/16 20:41	1
Isopropylbenzene	<0.42		10	0.42	ug/Kg	☼	03/16/16 13:22	03/16/16 20:41	1
Methyl acetate	<4.2		21	4.2	ug/Kg	☼	03/16/16 13:22	03/16/16 20:41	1
Methyl tert-butyl ether	<0.89		10	0.89	ug/Kg	☼	03/16/16 13:22	03/16/16 20:41	1
1,1,2-Trichloro-1,2,2-trifluoroethane	<0.87		10	0.87	ug/Kg	☼	03/16/16 13:22	03/16/16 20:41	1
1,2,4-Trichlorobenzene	<0.79		10	0.79	ug/Kg	☼	03/16/16 13:22	03/16/16 20:41	1
1,2-Dichlorobenzene	<0.71		10	0.71	ug/Kg	☼	03/16/16 13:22	03/16/16 20:41	1
1,3-Dichlorobenzene	<1.4		10	1.4	ug/Kg	☼	03/16/16 13:22	03/16/16 20:41	1
1,4-Dichlorobenzene	<0.58		10	0.58	ug/Kg	☼	03/16/16 13:22	03/16/16 20:41	1
Trichlorofluoromethane	<0.60		10	0.60	ug/Kg	☼	03/16/16 13:22	03/16/16 20:41	1
Chlorodibromomethane	<0.77		10	0.77	ug/Kg	☼	03/16/16 13:22	03/16/16 20:41	1

TestAmerica Canton

# Client Sample Results

Client: GHD Services Inc.  
Project/Site: 58505, Janesville WI, SSOW 108014

TestAmerica Job ID: 240-62022-1

**Client Sample ID: SE-031016-JN-026**

**Lab Sample ID: 240-62022-16**

**Date Collected: 03/10/16 14:15**

**Matrix: Solid**

**Date Received: 03/11/16 10:40**

**Percent Solids: 45.4**

## Method: 8260B - Volatile Organic Compounds (GC/MS) (Continued)

Analyte	Result	Qualifier	LOQ	LOD	Unit	D	Prepared	Analyzed	Dil Fac
Methylcyclohexane	<1.2		21	1.2	ug/Kg	☼	03/16/16 13:22	03/16/16 20:41	1
Surrogate	%Recovery	Qualifier	Limits				Prepared	Analyzed	Dil Fac
1,2-Dichloroethane-d4 (Surr)	96		58 - 123				03/16/16 13:22	03/16/16 20:41	1
4-Bromofluorobenzene (Surr)	105		52 - 136				03/16/16 13:22	03/16/16 20:41	1
Toluene-d8 (Surr)	106		67 - 125				03/16/16 13:22	03/16/16 20:41	1
Dibromofluoromethane (Surr)	101		37 - 132				03/16/16 13:22	03/16/16 20:41	1

## Method: 8270C - Semivolatile Organic Compounds (GC/MS)

Analyte	Result	Qualifier	LOQ	LOD	Unit	D	Prepared	Analyzed	Dil Fac
1,1'-Biphenyl	<160		2200	160	ug/Kg	☼	03/14/16 07:06	03/19/16 18:49	20
bis (2-chloroisopropyl) ether	<420		4500	420	ug/Kg	☼	03/14/16 07:06	03/19/16 18:49	20
2,4,5-Trichlorophenol	<1100		6700	1100	ug/Kg	☼	03/14/16 07:06	03/19/16 18:49	20
2,4,6-Trichlorophenol	<400		6700	400	ug/Kg	☼	03/14/16 07:06	03/19/16 18:49	20
2,4-Dichlorophenol	<890		6700	890	ug/Kg	☼	03/14/16 07:06	03/19/16 18:49	20
2,4-Dimethylphenol	<890		6700	890	ug/Kg	☼	03/14/16 07:06	03/19/16 18:49	20
2,4-Dinitrophenol	<940		15000	940	ug/Kg	☼	03/14/16 07:06	03/19/16 18:49	20
2,4-Dinitrotoluene	<760		8900	760	ug/Kg	☼	03/14/16 07:06	03/19/16 18:49	20
2,6-Dinitrotoluene	<940		8900	940	ug/Kg	☼	03/14/16 07:06	03/19/16 18:49	20
2-Chloronaphthalene	<20		2200	20	ug/Kg	☼	03/14/16 07:06	03/19/16 18:49	20
2-Chlorophenol	<370		2200	370	ug/Kg	☼	03/14/16 07:06	03/19/16 18:49	20
<b>2-Methylnaphthalene</b>	<b>400</b>		300	22	ug/Kg	☼	03/14/16 07:06	03/19/16 18:49	20
2-Methylphenol	<490		8900	490	ug/Kg	☼	03/14/16 07:06	03/19/16 18:49	20
2-Nitroaniline	<410		8900	410	ug/Kg	☼	03/14/16 07:06	03/19/16 18:49	20
2-Nitrophenol	<370		2200	370	ug/Kg	☼	03/14/16 07:06	03/19/16 18:49	20
3,3'-Dichlorobenzidine	<810		4500	810	ug/Kg	☼	03/14/16 07:06	03/19/16 18:49	20
3-Nitroaniline	<720		8900	720	ug/Kg	☼	03/14/16 07:06	03/19/16 18:49	20
4,6-Dinitro-2-methylphenol	<410		6700	410	ug/Kg	☼	03/14/16 07:06	03/19/16 18:49	20
4-Bromophenyl phenyl ether	<580		2200	580	ug/Kg	☼	03/14/16 07:06	03/19/16 18:49	20
4-Chloro-3-methylphenol	<940		6700	940	ug/Kg	☼	03/14/16 07:06	03/19/16 18:49	20
4-Chloroaniline	<760		6700	760	ug/Kg	☼	03/14/16 07:06	03/19/16 18:49	20
4-Chlorophenyl phenyl ether	<580		2200	580	ug/Kg	☼	03/14/16 07:06	03/19/16 18:49	20
4-Nitroaniline	<1200		8900	1200	ug/Kg	☼	03/14/16 07:06	03/19/16 18:49	20
4-Nitrophenol	<760		15000	760	ug/Kg	☼	03/14/16 07:06	03/19/16 18:49	20
Acetophenone	<410		4500	410	ug/Kg	☼	03/14/16 07:06	03/19/16 18:49	20
Atrazine	<410		8900	410	ug/Kg	☼	03/14/16 07:06	03/19/16 18:49	20
Benzaldehyde	<540		4500	540	ug/Kg	☼	03/14/16 07:06	03/19/16 18:49	20
Bis(2-chloroethoxy)methane	<980		4500	980	ug/Kg	☼	03/14/16 07:06	03/19/16 18:49	20
Bis(2-chloroethyl)ether	<89		4500	89	ug/Kg	☼	03/14/16 07:06	03/19/16 18:49	20
Bis(2-ethylhexyl) phthalate	<850		3100	850	ug/Kg	☼	03/14/16 07:06	03/19/16 18:49	20
Butyl benzyl phthalate	<450		3100	450	ug/Kg	☼	03/14/16 07:06	03/19/16 18:49	20
Caprolactam	<1700		15000	1700	ug/Kg	☼	03/14/16 07:06	03/19/16 18:49	20
Carbazole	<1200		2200	1200	ug/Kg	☼	03/14/16 07:06	03/19/16 18:49	20
Dibenzofuran	<30		2200	30	ug/Kg	☼	03/14/16 07:06	03/19/16 18:49	20
Diethyl phthalate	<720		3100	720	ug/Kg	☼	03/14/16 07:06	03/19/16 18:49	20
Dimethyl phthalate	<760		3100	760	ug/Kg	☼	03/14/16 07:06	03/19/16 18:49	20
<b>Di-n-butyl phthalate</b>	<b>1200 J</b>		3100	670	ug/Kg	☼	03/14/16 07:06	03/19/16 18:49	20
Di-n-octyl phthalate	<350		3100	350	ug/Kg	☼	03/14/16 07:06	03/19/16 18:49	20
Hexachlorobenzene	<94		300	94	ug/Kg	☼	03/14/16 07:06	03/19/16 18:49	20
Hexachlorobutadiene	<250		2200	250	ug/Kg	☼	03/14/16 07:06	03/19/16 18:49	20

TestAmerica Canton

# Client Sample Results

Client: GHD Services Inc.  
Project/Site: 58505, Janesville WI, SSOW 108014

TestAmerica Job ID: 240-62022-1

**Client Sample ID: SE-031016-JN-026**

**Lab Sample ID: 240-62022-16**

**Date Collected: 03/10/16 14:15**

**Matrix: Solid**

**Date Received: 03/11/16 10:40**

**Percent Solids: 45.4**

## Method: 8270C - Semivolatile Organic Compounds (GC/MS) (Continued)

Analyte	Result	Qualifier	LOQ	LOD	Unit	D	Prepared	Analyzed	Dil Fac
Hexachlorocyclopentadiene	<360		15000	360	ug/Kg	☼	03/14/16 07:06	03/19/16 18:49	20
Hexachloroethane	<400		2200	400	ug/Kg	☼	03/14/16 07:06	03/19/16 18:49	20
Isophorone	<580		2200	580	ug/Kg	☼	03/14/16 07:06	03/19/16 18:49	20
Nitrobenzene	<98		4500	98	ug/Kg	☼	03/14/16 07:06	03/19/16 18:49	20
N-Nitrosodi-n-propylamine	<280		2200	280	ug/Kg	☼	03/14/16 07:06	03/19/16 18:49	20
N-Nitrosodiphenylamine	<940		2200	940	ug/Kg	☼	03/14/16 07:06	03/19/16 18:49	20
Pentachlorophenol	<410		6700	410	ug/Kg	☼	03/14/16 07:06	03/19/16 18:49	20
Phenol	<330		2200	330	ug/Kg	☼	03/14/16 07:06	03/19/16 18:49	20
3 & 4 Methylphenol	<890		18000	890	ug/Kg	☼	03/14/16 07:06	03/19/16 18:49	20
Fluorene	<24		300	24	ug/Kg	☼	03/14/16 07:06	03/19/16 18:49	20
Acenaphthylene	<16		300	16	ug/Kg	☼	03/14/16 07:06	03/19/16 18:49	20
<b>Benzo[g,h,i]perylene</b>	<b>610</b>		300	16	ug/Kg	☼	03/14/16 07:06	03/19/16 18:49	20
<b>Phenanthrene</b>	<b>700</b>		300	33	ug/Kg	☼	03/14/16 07:06	03/19/16 18:49	20
<b>Benzo[k]fluoranthene</b>	<b>700</b>		300	30	ug/Kg	☼	03/14/16 07:06	03/19/16 18:49	20
<b>Benzo[a]pyrene</b>	<b>1000</b>		300	29	ug/Kg	☼	03/14/16 07:06	03/19/16 18:49	20
<b>Anthracene</b>	<b>360</b>		300	35	ug/Kg	☼	03/14/16 07:06	03/19/16 18:49	20
<b>Pyrene</b>	<b>2600</b>		300	20	ug/Kg	☼	03/14/16 07:06	03/19/16 18:49	20
Dibenz(a,h)anthracene	<30		300	30	ug/Kg	☼	03/14/16 07:06	03/19/16 18:49	20
<b>Naphthalene</b>	<b>300</b>		300	37	ug/Kg	☼	03/14/16 07:06	03/19/16 18:49	20
<b>Fluoranthene</b>	<b>2900</b>		300	25	ug/Kg	☼	03/14/16 07:06	03/19/16 18:49	20
<b>Benzo[a]anthracene</b>	<b>1200</b>		300	28	ug/Kg	☼	03/14/16 07:06	03/19/16 18:49	20
Indeno[1,2,3-cd]pyrene	<16		300	16	ug/Kg	☼	03/14/16 07:06	03/19/16 18:49	20
<b>Chrysene</b>	<b>1400</b>		300	49	ug/Kg	☼	03/14/16 07:06	03/19/16 18:49	20
Acenaphthene	<34		300	34	ug/Kg	☼	03/14/16 07:06	03/19/16 18:49	20
<b>Benzo[b]fluoranthene</b>	<b>1200</b>		300	26	ug/Kg	☼	03/14/16 07:06	03/19/16 18:49	20

Surrogate	%Recovery	Qualifier	Limits	Prepared	Analyzed	Dil Fac
2-Fluorobiphenyl (Surr)	72		24 - 110	03/14/16 07:06	03/19/16 18:49	20
2-Fluorophenol (Surr)	91		24 - 110	03/14/16 07:06	03/19/16 18:49	20
2,4,6-Tribromophenol (Surr)	76		10 - 110	03/14/16 07:06	03/19/16 18:49	20
Nitrobenzene-d5 (Surr)	73		20 - 110	03/14/16 07:06	03/19/16 18:49	20
Phenol-d5 (Surr)	91		26 - 110	03/14/16 07:06	03/19/16 18:49	20
Terphenyl-d14 (Surr)	82		36 - 110	03/14/16 07:06	03/19/16 18:49	20

## Method: 8082 - Polychlorinated Biphenyls (PCBs) by Gas Chromatography

Analyte	Result	Qualifier	LOQ	LOD	Unit	D	Prepared	Analyzed	Dil Fac
Aroclor-1016	<26		72	26	ug/Kg	☼	03/18/16 08:15	03/24/16 02:07	1
Aroclor-1221	<35		72	35	ug/Kg	☼	03/18/16 08:15	03/24/16 02:07	1
Aroclor-1232	<43		72	43	ug/Kg	☼	03/18/16 08:15	03/24/16 02:07	1
Aroclor-1242	<24		72	24	ug/Kg	☼	03/18/16 08:15	03/24/16 02:07	1
Aroclor-1248	<17		72	17	ug/Kg	☼	03/18/16 08:15	03/24/16 02:07	1
Aroclor-1254	<30		72	30	ug/Kg	☼	03/18/16 08:15	03/24/16 02:07	1
Aroclor-1260	<20		72	20	ug/Kg	☼	03/18/16 08:15	03/24/16 02:07	1
Aroclor-1262	<22		72	22	ug/Kg	☼	03/18/16 08:15	03/24/16 02:07	1
<b>Aroclor-1268</b>	<b>28 J</b>		72	28	ug/Kg	☼	03/18/16 08:15	03/24/16 02:07	1

Surrogate	%Recovery	Qualifier	Limits	Prepared	Analyzed	Dil Fac
Tetrachloro-m-xylene	49		13 - 134	03/18/16 08:15	03/24/16 02:07	1
DCB Decachlorobiphenyl	170 X		10 - 155	03/18/16 08:15	03/24/16 02:07	1

TestAmerica Canton

# Client Sample Results

Client: GHD Services Inc.  
 Project/Site: 58505, Janesville WI, SSOW 108014

TestAmerica Job ID: 240-62022-1

**Client Sample ID: SE-031016-JN-026**

**Lab Sample ID: 240-62022-16**

**Date Collected: 03/10/16 14:15**

**Matrix: Solid**

**Date Received: 03/11/16 10:40**

**Percent Solids: 45.4**

**Method: 6020 - Metals (ICP/MS)**

Analyte	Result	Qualifier	LOQ	LOD	Unit	D	Prepared	Analyzed	Dil Fac
Silver	0.25	J B	0.42	0.0029	mg/Kg	☼	03/15/16 11:27	03/19/16 23:25	2
Arsenic	6.7	B	2.1	0.054	mg/Kg	☼	03/15/16 11:27	03/19/16 23:25	2
Beryllium	0.48		0.42	0.023	mg/Kg	☼	03/15/16 11:27	03/19/16 23:25	2
Cadmium	1.9		0.42	0.0077	mg/Kg	☼	03/15/16 11:27	03/19/16 23:25	2
Cobalt	5.2	B	0.42	0.0035	mg/Kg	☼	03/15/16 11:27	03/19/16 23:25	2
Chromium	65.1	B	0.83	0.12	mg/Kg	☼	03/15/16 11:27	03/19/16 23:25	2
Copper	47.3	B	0.83	0.20	mg/Kg	☼	03/15/16 11:27	03/19/16 23:25	2
Manganese	185	B	2.1	0.25	mg/Kg	☼	03/15/16 11:27	03/19/16 23:25	2
Nickel	12.9		0.83	0.081	mg/Kg	☼	03/15/16 11:27	03/19/16 23:25	2
Lead	602	B	0.42	0.094	mg/Kg	☼	03/15/16 11:27	03/19/16 23:25	2
Antimony	13.8		0.83	0.029	mg/Kg	☼	03/15/16 11:27	03/19/16 23:25	2
Selenium	2.1	B	2.1	0.083	mg/Kg	☼	03/15/16 11:27	03/19/16 23:25	2
Thallium	0.20	J	0.83	0.040	mg/Kg	☼	03/15/16 11:27	03/19/16 23:25	2
Vanadium	16.5		2.1	0.077	mg/Kg	☼	03/15/16 11:27	03/19/16 23:25	2
Zinc	530	B	8.3	1.0	mg/Kg	☼	03/15/16 11:27	03/19/16 23:25	2
Barium	317		2.1	0.46	mg/Kg	☼	03/15/16 11:27	03/19/16 23:25	2

**Method: 7471A - Mercury (CVAA)**

Analyte	Result	Qualifier	LOQ	LOD	Unit	D	Prepared	Analyzed	Dil Fac
Mercury	2.1		0.20	0.028	mg/Kg	☼	03/15/16 15:00	03/17/16 11:56	1

**General Chemistry**

Analyte	Result	Qualifier	LOQ	LOD	Unit	D	Prepared	Analyzed	Dil Fac
Total Organic Carbon	90800		2200	1100	mg/Kg	☼		03/22/16 13:41	1
Percent Solids	45.4		0.1	0.1	%			03/14/16 16:52	1
Percent Moisture	54.6		0.1	0.1	%			03/14/16 16:52	1

# Client Sample Results

Client: GHD Services Inc.  
Project/Site: 58505, Janesville WI, SSOW 108014

TestAmerica Job ID: 240-62022-1

**Client Sample ID: SE-031016-JN-027**

**Lab Sample ID: 240-62022-17**

**Date Collected: 03/10/16 14:20**

**Matrix: Solid**

**Date Received: 03/11/16 10:40**

**Percent Solids: 47.8**

**Method: 8260B - Volatile Organic Compounds (GC/MS)**

Analyte	Result	Qualifier	LOQ	LOD	Unit	D	Prepared	Analyzed	Dil Fac
<b>Acetone</b>	<b>27</b>	<b>J B</b>	38	11	ug/Kg	☼	03/16/16 13:22	03/16/16 21:06	1
Benzene	<1.7	F1	9.5	1.7	ug/Kg	☼	03/16/16 13:22	03/16/16 21:06	1
Dichlorobromomethane	<0.55		9.5	0.55	ug/Kg	☼	03/16/16 13:22	03/16/16 21:06	1
Bromoform	<0.45		9.5	0.45	ug/Kg	☼	03/16/16 13:22	03/16/16 21:06	1
Bromomethane	<0.80		9.5	0.80	ug/Kg	☼	03/16/16 13:22	03/16/16 21:06	1
<b>2-Butanone (MEK)</b>	<b>6.7</b>	<b>J B</b>	38	2.1	ug/Kg	☼	03/16/16 13:22	03/16/16 21:06	1
<b>Carbon disulfide</b>	<b>2.3</b>	<b>J</b>	9.5	1.1	ug/Kg	☼	03/16/16 13:22	03/16/16 21:06	1
Carbon tetrachloride	<1.2	F1	9.5	1.2	ug/Kg	☼	03/16/16 13:22	03/16/16 21:06	1
Chlorobenzene	<1.0	F1	9.5	1.0	ug/Kg	☼	03/16/16 13:22	03/16/16 21:06	1
Chloroethane	<0.83		9.5	0.83	ug/Kg	☼	03/16/16 13:22	03/16/16 21:06	1
Chloroform	<0.68		9.5	0.68	ug/Kg	☼	03/16/16 13:22	03/16/16 21:06	1
Chloromethane	<1.5		9.5	1.5	ug/Kg	☼	03/16/16 13:22	03/16/16 21:06	1
1,1-Dichloroethane	<0.64		9.5	0.64	ug/Kg	☼	03/16/16 13:22	03/16/16 21:06	1
1,2-Dichloroethane	<0.87		9.5	0.87	ug/Kg	☼	03/16/16 13:22	03/16/16 21:06	1
1,1-Dichloroethene	<1.5		9.5	1.5	ug/Kg	☼	03/16/16 13:22	03/16/16 21:06	1
1,2-Dichloropropane	<0.27	F1	9.5	0.27	ug/Kg	☼	03/16/16 13:22	03/16/16 21:06	1
1,2,4-Trimethylbenzene	<1.1		9.5	1.1	ug/Kg	☼	03/16/16 13:22	03/16/16 21:06	1
cis-1,3-Dichloropropene	<1.3		9.5	1.3	ug/Kg	☼	03/16/16 13:22	03/16/16 21:06	1
trans-1,3-Dichloropropene	<0.55		9.5	0.55	ug/Kg	☼	03/16/16 13:22	03/16/16 21:06	1
Ethylbenzene	<0.61	F1	9.5	0.61	ug/Kg	☼	03/16/16 13:22	03/16/16 21:06	1
2-Hexanone	<1.3	F1	38	1.3	ug/Kg	☼	03/16/16 13:22	03/16/16 21:06	1
<b>Methylene Chloride</b>	<b>3.6</b>	<b>J B</b>	9.5	1.4	ug/Kg	☼	03/16/16 13:22	03/16/16 21:06	1
4-Methyl-2-pentanone (MIBK)	<2.3		38	2.3	ug/Kg	☼	03/16/16 13:22	03/16/16 21:06	1
Styrene	<0.76	F1	9.5	0.76	ug/Kg	☼	03/16/16 13:22	03/16/16 21:06	1
1,1,2,2-Tetrachloroethane	<0.59		9.5	0.59	ug/Kg	☼	03/16/16 13:22	03/16/16 21:06	1
Tetrachloroethene	<1.5	F1	9.5	1.5	ug/Kg	☼	03/16/16 13:22	03/16/16 21:06	1
Toluene	<0.51	F1	9.5	0.51	ug/Kg	☼	03/16/16 13:22	03/16/16 21:06	1
Trichloroethene	<0.72		9.5	0.72	ug/Kg	☼	03/16/16 13:22	03/16/16 21:06	1
1,3,5-Trimethylbenzene	<0.55		9.5	0.55	ug/Kg	☼	03/16/16 13:22	03/16/16 21:06	1
Vinyl chloride	<0.57		9.5	0.57	ug/Kg	☼	03/16/16 13:22	03/16/16 21:06	1
Xylenes, Total	<1.0	F1	19	1.0	ug/Kg	☼	03/16/16 13:22	03/16/16 21:06	1
1,1,1-Trichloroethane	<1.2	F1	9.5	1.2	ug/Kg	☼	03/16/16 13:22	03/16/16 21:06	1
1,1,2-Trichloroethane	<0.70		9.5	0.70	ug/Kg	☼	03/16/16 13:22	03/16/16 21:06	1
Cyclohexane	<0.91	F1	19	0.91	ug/Kg	☼	03/16/16 13:22	03/16/16 21:06	1
1,2-Dibromo-3-Chloropropane	<5.1		19	5.1	ug/Kg	☼	03/16/16 13:22	03/16/16 21:06	1
Ethylene Dibromide	<1.0		9.5	1.0	ug/Kg	☼	03/16/16 13:22	03/16/16 21:06	1
Dichlorodifluoromethane	<0.53		9.5	0.53	ug/Kg	☼	03/16/16 13:22	03/16/16 21:06	1
cis-1,2-Dichloroethene	<0.53		9.5	0.53	ug/Kg	☼	03/16/16 13:22	03/16/16 21:06	1
trans-1,2-Dichloroethene	<0.61	F1	9.5	0.61	ug/Kg	☼	03/16/16 13:22	03/16/16 21:06	1
Isopropylbenzene	<0.38	F1	9.5	0.38	ug/Kg	☼	03/16/16 13:22	03/16/16 21:06	1
Methyl acetate	<3.8		19	3.8	ug/Kg	☼	03/16/16 13:22	03/16/16 21:06	1
Methyl tert-butyl ether	<0.81		9.5	0.81	ug/Kg	☼	03/16/16 13:22	03/16/16 21:06	1
1,1,2-Trichloro-1,2,2-trifluoroethane	<0.80	F1	9.5	0.80	ug/Kg	☼	03/16/16 13:22	03/16/16 21:06	1
1,2,4-Trichlorobenzene	<0.72	F1	9.5	0.72	ug/Kg	☼	03/16/16 13:22	03/16/16 21:06	1
1,2-Dichlorobenzene	<0.64	F1	9.5	0.64	ug/Kg	☼	03/16/16 13:22	03/16/16 21:06	1
1,3-Dichlorobenzene	<1.3	F1	9.5	1.3	ug/Kg	☼	03/16/16 13:22	03/16/16 21:06	1
1,4-Dichlorobenzene	<0.53	F1	9.5	0.53	ug/Kg	☼	03/16/16 13:22	03/16/16 21:06	1
Trichlorofluoromethane	<0.55		9.5	0.55	ug/Kg	☼	03/16/16 13:22	03/16/16 21:06	1
Chlorodibromomethane	<0.70		9.5	0.70	ug/Kg	☼	03/16/16 13:22	03/16/16 21:06	1

TestAmerica Canton

# Client Sample Results

Client: GHD Services Inc.  
Project/Site: 58505, Janesville WI, SSOW 108014

TestAmerica Job ID: 240-62022-1

**Client Sample ID: SE-031016-JN-027**

**Lab Sample ID: 240-62022-17**

**Date Collected: 03/10/16 14:20**

**Matrix: Solid**

**Date Received: 03/11/16 10:40**

**Percent Solids: 47.8**

**Method: 8260B - Volatile Organic Compounds (GC/MS) (Continued)**

Analyte	Result	Qualifier	LOQ	LOD	Unit	D	Prepared	Analyzed	Dil Fac
Methylcyclohexane	2.7	J F1	19	1.1	ug/Kg	☼	03/16/16 13:22	03/16/16 21:06	1
<b>Surrogate</b>	<b>%Recovery</b>	<b>Qualifier</b>	<b>Limits</b>				<b>Prepared</b>	<b>Analyzed</b>	<b>Dil Fac</b>
1,2-Dichloroethane-d4 (Surr)	94		58 - 123				03/16/16 13:22	03/16/16 21:06	1
4-Bromofluorobenzene (Surr)	117		52 - 136				03/16/16 13:22	03/16/16 21:06	1
Toluene-d8 (Surr)	109		67 - 125				03/16/16 13:22	03/16/16 21:06	1
Dibromofluoromethane (Surr)	100		37 - 132				03/16/16 13:22	03/16/16 21:06	1

**Method: 8270C - Semivolatile Organic Compounds (GC/MS)**

Analyte	Result	Qualifier	LOQ	LOD	Unit	D	Prepared	Analyzed	Dil Fac
1,1'-Biphenyl	<180		2600	180	ug/Kg	☼	03/14/16 07:57	03/16/16 19:40	25
bis (2-chloroisopropyl) ether	<500		5200	500	ug/Kg	☼	03/14/16 07:57	03/16/16 19:40	25
2,4,5-Trichlorophenol	<1300		7900	1300	ug/Kg	☼	03/14/16 07:57	03/16/16 19:40	25
2,4,6-Trichlorophenol	<470		7900	470	ug/Kg	☼	03/14/16 07:57	03/16/16 19:40	25
2,4-Dichlorophenol	<1000		7900	1000	ug/Kg	☼	03/14/16 07:57	03/16/16 19:40	25
2,4-Dimethylphenol	<1000		7900	1000	ug/Kg	☼	03/14/16 07:57	03/16/16 19:40	25
2,4-Dinitrophenol	<1100		17000	1100	ug/Kg	☼	03/14/16 07:57	03/16/16 19:40	25
2,4-Dinitrotoluene	<890		10000	890	ug/Kg	☼	03/14/16 07:57	03/16/16 19:40	25
2,6-Dinitrotoluene	<1100		10000	1100	ug/Kg	☼	03/14/16 07:57	03/16/16 19:40	25
2-Chloronaphthalene	<24		2600	24	ug/Kg	☼	03/14/16 07:57	03/16/16 19:40	25
2-Chlorophenol	<430		2600	430	ug/Kg	☼	03/14/16 07:57	03/16/16 19:40	25
2-Methylnaphthalene	<26		350	26	ug/Kg	☼	03/14/16 07:57	03/16/16 19:40	25
2-Methylphenol	<580		10000	580	ug/Kg	☼	03/14/16 07:57	03/16/16 19:40	25
2-Nitroaniline	<480		10000	480	ug/Kg	☼	03/14/16 07:57	03/16/16 19:40	25
2-Nitrophenol	<440		2600	440	ug/Kg	☼	03/14/16 07:57	03/16/16 19:40	25
3,3'-Dichlorobenzidine	<940		5200	940	ug/Kg	☼	03/14/16 07:57	03/16/16 19:40	25
3-Nitroaniline	<840		10000	840	ug/Kg	☼	03/14/16 07:57	03/16/16 19:40	25
4,6-Dinitro-2-methylphenol	<480		7900	480	ug/Kg	☼	03/14/16 07:57	03/16/16 19:40	25
4-Bromophenyl phenyl ether	<680		2600	680	ug/Kg	☼	03/14/16 07:57	03/16/16 19:40	25
4-Chloro-3-methylphenol	<1100		7900	1100	ug/Kg	☼	03/14/16 07:57	03/16/16 19:40	25
4-Chloroaniline	<890		7900	890	ug/Kg	☼	03/14/16 07:57	03/16/16 19:40	25
4-Chlorophenyl phenyl ether	<680		2600	680	ug/Kg	☼	03/14/16 07:57	03/16/16 19:40	25
4-Nitroaniline	<1400		10000	1400	ug/Kg	☼	03/14/16 07:57	03/16/16 19:40	25
4-Nitrophenol	<890		17000	890	ug/Kg	☼	03/14/16 07:57	03/16/16 19:40	25
Acetophenone	<480		5200	480	ug/Kg	☼	03/14/16 07:57	03/16/16 19:40	25
Atrazine	<480		10000	480	ug/Kg	☼	03/14/16 07:57	03/16/16 19:40	25
Benzaldehyde	<630		5200	630	ug/Kg	☼	03/14/16 07:57	03/16/16 19:40	25
Bis(2-chloroethoxy)methane	<1200		5200	1200	ug/Kg	☼	03/14/16 07:57	03/16/16 19:40	25
Bis(2-chloroethyl)ether	<100		5200	100	ug/Kg	☼	03/14/16 07:57	03/16/16 19:40	25
<b>Bis(2-ethylhexyl) phthalate</b>	<b>1900</b>	<b>J B</b>	3700	1000	ug/Kg	☼	03/14/16 07:57	03/16/16 19:40	25
<b>Butyl benzyl phthalate</b>	<b>2700</b>	<b>J</b>	3700	520	ug/Kg	☼	03/14/16 07:57	03/16/16 19:40	25
Caprolactam	<1900		17000	1900	ug/Kg	☼	03/14/16 07:57	03/16/16 19:40	25
Carbazole	<1400		2600	1400	ug/Kg	☼	03/14/16 07:57	03/16/16 19:40	25
Dibenzofuran	<35		2600	35	ug/Kg	☼	03/14/16 07:57	03/16/16 19:40	25
Diethyl phthalate	<840		3700	840	ug/Kg	☼	03/14/16 07:57	03/16/16 19:40	25
Dimethyl phthalate	<890		3700	890	ug/Kg	☼	03/14/16 07:57	03/16/16 19:40	25
<b>Di-n-butyl phthalate</b>	<b>2900</b>	<b>J B</b>	3700	790	ug/Kg	☼	03/14/16 07:57	03/16/16 19:40	25
Di-n-octyl phthalate	<410		3700	410	ug/Kg	☼	03/14/16 07:57	03/16/16 19:40	25
Hexachlorobenzene	<110		350	110	ug/Kg	☼	03/14/16 07:57	03/16/16 19:40	25
Hexachlorobutadiene	<290		2600	290	ug/Kg	☼	03/14/16 07:57	03/16/16 19:40	25

TestAmerica Canton



# Client Sample Results

Client: GHD Services Inc.  
Project/Site: 58505, Janesville WI, SSOW 108014

TestAmerica Job ID: 240-62022-1

**Client Sample ID: SE-031016-JN-027**

**Lab Sample ID: 240-62022-17**

**Date Collected: 03/10/16 14:20**

**Matrix: Solid**

**Date Received: 03/11/16 10:40**

**Percent Solids: 47.8**

## Method: 8270C - Semivolatile Organic Compounds (GC/MS) (Continued)

Analyte	Result	Qualifier	LOQ	LOD	Unit	D	Prepared	Analyzed	Dil Fac
Hexachlorocyclopentadiene	<420		17000	420	ug/Kg	☼	03/14/16 07:57	03/16/16 19:40	25
Hexachloroethane	<470		2600	470	ug/Kg	☼	03/14/16 07:57	03/16/16 19:40	25
Isophorone	<680		2600	680	ug/Kg	☼	03/14/16 07:57	03/16/16 19:40	25
Nitrobenzene	<120		5200	120	ug/Kg	☼	03/14/16 07:57	03/16/16 19:40	25
N-Nitrosodi-n-propylamine	<330		2600	330	ug/Kg	☼	03/14/16 07:57	03/16/16 19:40	25
N-Nitrosodiphenylamine	<1100		2600	1100	ug/Kg	☼	03/14/16 07:57	03/16/16 19:40	25
Pentachlorophenol	<480		7900	480	ug/Kg	☼	03/14/16 07:57	03/16/16 19:40	25
Phenol	<380		2600	380	ug/Kg	☼	03/14/16 07:57	03/16/16 19:40	25
3 & 4 Methylphenol	<1000		21000	1000	ug/Kg	☼	03/14/16 07:57	03/16/16 19:40	25
<b>Fluorene</b>	<b>260</b>	<b>J</b>	350	28	ug/Kg	☼	03/14/16 07:57	03/16/16 19:40	25
Acenaphthylene	<18		350	18	ug/Kg	☼	03/14/16 07:57	03/16/16 19:40	25
<b>Benzo[g,h,i]perylene</b>	<b>590</b>		350	18	ug/Kg	☼	03/14/16 07:57	03/16/16 19:40	25
<b>Phenanthrene</b>	<b>1200</b>		350	38	ug/Kg	☼	03/14/16 07:57	03/16/16 19:40	25
<b>Benzo[k]fluoranthene</b>	<b>360</b>		350	36	ug/Kg	☼	03/14/16 07:57	03/16/16 19:40	25
<b>Benzo[a]pyrene</b>	<b>760</b>		350	34	ug/Kg	☼	03/14/16 07:57	03/16/16 19:40	25
<b>Anthracene</b>	<b>430</b>		350	41	ug/Kg	☼	03/14/16 07:57	03/16/16 19:40	25
<b>Pyrene</b>	<b>2300</b>		350	23	ug/Kg	☼	03/14/16 07:57	03/16/16 19:40	25
Dibenz(a,h)anthracene	<35		350	35	ug/Kg	☼	03/14/16 07:57	03/16/16 19:40	25
<b>Naphthalene</b>	<b>230</b>	<b>J</b>	350	43	ug/Kg	☼	03/14/16 07:57	03/16/16 19:40	25
<b>Fluoranthene</b>	<b>4500</b>		350	29	ug/Kg	☼	03/14/16 07:57	03/16/16 19:40	25
<b>Benzo[a]anthracene</b>	<b>880</b>		350	33	ug/Kg	☼	03/14/16 07:57	03/16/16 19:40	25
<b>Indeno[1,2,3-cd]pyrene</b>	<b>510</b>		350	18	ug/Kg	☼	03/14/16 07:57	03/16/16 19:40	25
<b>Chrysene</b>	<b>1400</b>		350	58	ug/Kg	☼	03/14/16 07:57	03/16/16 19:40	25
<b>Acenaphthene</b>	<b>210</b>	<b>J</b>	350	40	ug/Kg	☼	03/14/16 07:57	03/16/16 19:40	25
<b>Benzo[b]fluoranthene</b>	<b>1100</b>		350	31	ug/Kg	☼	03/14/16 07:57	03/16/16 19:40	25

Surrogate	%Recovery	Qualifier	Limits	Prepared	Analyzed	Dil Fac
2-Fluorobiphenyl (Surr)	52		24 - 110	03/14/16 07:57	03/16/16 19:40	25
2-Fluorophenol (Surr)	38		24 - 110	03/14/16 07:57	03/16/16 19:40	25
2,4,6-Tribromophenol (Surr)	31		10 - 110	03/14/16 07:57	03/16/16 19:40	25
Nitrobenzene-d5 (Surr)	58		20 - 110	03/14/16 07:57	03/16/16 19:40	25
Phenol-d5 (Surr)	57		26 - 110	03/14/16 07:57	03/16/16 19:40	25
Terphenyl-d14 (Surr)	59		36 - 110	03/14/16 07:57	03/16/16 19:40	25

## Method: 8082 - Polychlorinated Biphenyls (PCBs) by Gas Chromatography

Analyte	Result	Qualifier	LOQ	LOD	Unit	D	Prepared	Analyzed	Dil Fac
Aroclor-1016	<25		68	25	ug/Kg	☼	03/18/16 08:15	03/24/16 02:25	1
Aroclor-1221	<33		68	33	ug/Kg	☼	03/18/16 08:15	03/24/16 02:25	1
Aroclor-1232	<41		68	41	ug/Kg	☼	03/18/16 08:15	03/24/16 02:25	1
Aroclor-1242	<23		68	23	ug/Kg	☼	03/18/16 08:15	03/24/16 02:25	1
Aroclor-1248	<17		68	17	ug/Kg	☼	03/18/16 08:15	03/24/16 02:25	1
Aroclor-1254	<29		68	29	ug/Kg	☼	03/18/16 08:15	03/24/16 02:25	1
Aroclor-1260	<19		68	19	ug/Kg	☼	03/18/16 08:15	03/24/16 02:25	1
Aroclor-1262	<21		68	21	ug/Kg	☼	03/18/16 08:15	03/24/16 02:25	1
<b>Aroclor-1268</b>	<b>59</b>	<b>J</b>	68	27	ug/Kg	☼	03/18/16 08:15	03/24/16 02:25	1

Surrogate	%Recovery	Qualifier	Limits	Prepared	Analyzed	Dil Fac
Tetrachloro-m-xylene	52		13 - 134	03/18/16 08:15	03/24/16 02:25	1
DCB Decachlorobiphenyl	289	X	10 - 155	03/18/16 08:15	03/24/16 02:25	1

TestAmerica Canton

# Client Sample Results

Client: GHD Services Inc.  
Project/Site: 58505, Janesville WI, SSOW 108014

TestAmerica Job ID: 240-62022-1

**Client Sample ID: SE-031016-JN-027**

**Lab Sample ID: 240-62022-17**

**Date Collected: 03/10/16 14:20**

**Matrix: Solid**

**Date Received: 03/11/16 10:40**

**Percent Solids: 47.8**

**Method: 6010B - Metals (ICP) - TCLP**

Analyte	Result	Qualifier	LOQ	LOD	Unit	D	Prepared	Analyzed	Dil Fac
Arsenic	0.012	J B	0.50	0.0029	mg/L		03/16/16 11:41	03/17/16 20:11	1
Barium	0.86	J B	10.0	0.0010	mg/L		03/16/16 11:41	03/17/16 20:11	1
Cadmium	0.00016	J	0.10	0.00014	mg/L		03/16/16 11:41	03/17/16 20:11	1
Chromium	0.0038	J B	0.50	0.00055	mg/L		03/16/16 11:41	03/17/16 20:11	1
Lead	0.055	J	0.50	0.0019	mg/L		03/16/16 11:41	03/17/16 20:11	1
Selenium	<0.0040		0.25	0.0040	mg/L		03/16/16 11:41	03/17/16 20:11	1
Silver	<0.00092		0.50	0.00092	mg/L		03/16/16 11:41	03/17/16 20:11	1

**Method: 6020 - Metals (ICP/MS)**

Analyte	Result	Qualifier	LOQ	LOD	Unit	D	Prepared	Analyzed	Dil Fac
Silver	0.26	J B	0.38	0.0027	mg/Kg	☼	03/15/16 11:27	03/19/16 23:29	2
Arsenic	10	B	1.9	0.050	mg/Kg	☼	03/15/16 11:27	03/19/16 23:29	2
Beryllium	0.49		0.38	0.021	mg/Kg	☼	03/15/16 11:27	03/19/16 23:29	2
Cadmium	4.8		0.38	0.0071	mg/Kg	☼	03/15/16 11:27	03/19/16 23:29	2
Cobalt	4.9	B	0.38	0.0033	mg/Kg	☼	03/15/16 11:27	03/19/16 23:29	2
Chromium	40.4	B	0.77	0.12	mg/Kg	☼	03/15/16 11:27	03/19/16 23:29	2
Copper	61.9	B	0.77	0.19	mg/Kg	☼	03/15/16 11:27	03/19/16 23:29	2
Manganese	200	B	1.9	0.23	mg/Kg	☼	03/15/16 11:27	03/19/16 23:29	2
Nickel	12.9		0.77	0.075	mg/Kg	☼	03/15/16 11:27	03/19/16 23:29	2
Lead	607	B	0.38	0.086	mg/Kg	☼	03/15/16 11:27	03/19/16 23:29	2
Antimony	1.7		0.77	0.027	mg/Kg	☼	03/15/16 11:27	03/19/16 23:29	2
Selenium	3.3	B	1.9	0.077	mg/Kg	☼	03/15/16 11:27	03/19/16 23:29	2
Thallium	0.22	J	0.77	0.037	mg/Kg	☼	03/15/16 11:27	03/19/16 23:29	2
Vanadium	17.6		1.9	0.071	mg/Kg	☼	03/15/16 11:27	03/19/16 23:29	2
Zinc	437	B	7.7	0.96	mg/Kg	☼	03/15/16 11:27	03/19/16 23:29	2
Barium	250		1.9	0.42	mg/Kg	☼	03/15/16 11:27	03/19/16 23:29	2

**Method: 7470A - Mercury (CVAA) - TCLP**

Analyte	Result	Qualifier	LOQ	LOD	Unit	D	Prepared	Analyzed	Dil Fac
Mercury	<0.000090		0.0020	0.000090	mg/L		03/16/16 14:00	03/17/16 12:39	1

**Method: 7471A - Mercury (CVAA)**

Analyte	Result	Qualifier	LOQ	LOD	Unit	D	Prepared	Analyzed	Dil Fac
Mercury	5.9		1.1	0.16	mg/Kg	☼	03/15/16 15:00	03/17/16 14:26	5

**General Chemistry**

Analyte	Result	Qualifier	LOQ	LOD	Unit	D	Prepared	Analyzed	Dil Fac
Total Organic Carbon	72000		2090	1050	mg/Kg	☼		03/22/16 13:52	1
Percent Solids	47.8		0.1	0.1	%			03/14/16 16:52	1
Percent Moisture	52.2		0.1	0.1	%			03/14/16 16:52	1

# Client Sample Results

Client: GHD Services Inc.  
 Project/Site: 58505, Janesville WI, SSOW 108014

TestAmerica Job ID: 240-62022-1

**Client Sample ID: TB-031016-JN-001**

**Lab Sample ID: 240-62022-18**

**Date Collected: 03/10/16 08:00**

**Matrix: Water**

**Date Received: 03/11/16 10:40**

**Method: 8260B - Volatile Organic Compounds (GC/MS)**

Analyte	Result	Qualifier	LOQ	LOD	Unit	D	Prepared	Analyzed	Dil Fac
Acetone	<0.94		10	0.94	ug/L			03/16/16 15:23	1
Benzene	<0.35		1.0	0.35	ug/L			03/16/16 15:23	1
Dichlorobromomethane	<0.29		1.0	0.29	ug/L			03/16/16 15:23	1
Bromoform	<0.56		1.0	0.56	ug/L			03/16/16 15:23	1
Bromomethane	<0.44		1.0	0.44	ug/L			03/16/16 15:23	1
2-Butanone (MEK)	<0.53		10	0.53	ug/L			03/16/16 15:23	1
Carbon disulfide	<0.38		1.0	0.38	ug/L			03/16/16 15:23	1
Carbon tetrachloride	<0.43		1.0	0.43	ug/L			03/16/16 15:23	1
Chlorobenzene	<0.25		1.0	0.25	ug/L			03/16/16 15:23	1
Chloroethane	<0.32		1.0	0.32	ug/L			03/16/16 15:23	1
Chloroform	<0.25		1.0	0.25	ug/L			03/16/16 15:23	1
Chloromethane	<0.44		1.0	0.44	ug/L			03/16/16 15:23	1
1,1-Dichloroethane	<0.30		1.0	0.30	ug/L			03/16/16 15:23	1
1,2-Dichloroethane	<0.23		1.0	0.23	ug/L			03/16/16 15:23	1
1,1-Dichloroethene	<0.45		1.0	0.45	ug/L			03/16/16 15:23	1
1,2-Dichloropropane	<0.25		1.0	0.25	ug/L			03/16/16 15:23	1
1,2,4-Trimethylbenzene	<0.41		1.0	0.41	ug/L			03/16/16 15:23	1
cis-1,3-Dichloropropene	<0.46		1.0	0.46	ug/L			03/16/16 15:23	1
trans-1,3-Dichloropropene	<0.56		1.0	0.56	ug/L			03/16/16 15:23	1
Ethylbenzene	<0.25		1.0	0.25	ug/L			03/16/16 15:23	1
2-Hexanone	<0.48		10	0.48	ug/L			03/16/16 15:23	1
<b>Methylene Chloride</b>	<b>1.6</b>		1.0	0.33	ug/L			03/16/16 15:23	1
4-Methyl-2-pentanone (MIBK)	<0.99		10	0.99	ug/L			03/16/16 15:23	1
Styrene	<0.45		1.0	0.45	ug/L			03/16/16 15:23	1
1,1,2,2-Tetrachloroethane	<0.22		1.0	0.22	ug/L			03/16/16 15:23	1
Tetrachloroethene	<0.31		1.0	0.31	ug/L			03/16/16 15:23	1
Toluene	<0.23		1.0	0.23	ug/L			03/16/16 15:23	1
Trichloroethene	<0.22		1.0	0.22	ug/L			03/16/16 15:23	1
1,3,5-Trimethylbenzene	<0.48		1.0	0.48	ug/L			03/16/16 15:23	1
Vinyl chloride	<0.29		1.0	0.29	ug/L			03/16/16 15:23	1
Xylenes, Total	<0.52		2.0	0.52	ug/L			03/16/16 15:23	1
1,1,1-Trichloroethane	<0.44		1.0	0.44	ug/L			03/16/16 15:23	1
1,1,2-Trichloroethane	<0.24		1.0	0.24	ug/L			03/16/16 15:23	1
Cyclohexane	<0.45		1.0	0.45	ug/L			03/16/16 15:23	1
1,2-Dibromo-3-Chloropropane	<0.82		2.0	0.82	ug/L			03/16/16 15:23	1
Ethylene Dibromide	<0.32		1.0	0.32	ug/L			03/16/16 15:23	1
Dichlorodifluoromethane	<0.32		1.0	0.32	ug/L			03/16/16 15:23	1
cis-1,2-Dichloroethene	<0.26		1.0	0.26	ug/L			03/16/16 15:23	1
trans-1,2-Dichloroethene	<0.30		1.0	0.30	ug/L			03/16/16 15:23	1
Isopropylbenzene	<0.35		1.0	0.35	ug/L			03/16/16 15:23	1
Methyl acetate	<2.3		10	2.3	ug/L			03/16/16 15:23	1
Methyl tert-butyl ether	<0.20		1.0	0.20	ug/L			03/16/16 15:23	1
1,1,2-Trichloro-1,2,2-trifluoroethane	<0.45		1.0	0.45	ug/L			03/16/16 15:23	1
1,2,4-Trichlorobenzene	<0.32		1.0	0.32	ug/L			03/16/16 15:23	1
1,2-Dichlorobenzene	<0.25		1.0	0.25	ug/L			03/16/16 15:23	1
1,3-Dichlorobenzene	<0.19		1.0	0.19	ug/L			03/16/16 15:23	1
1,4-Dichlorobenzene	<0.27		1.0	0.27	ug/L			03/16/16 15:23	1
Trichlorofluoromethane	<0.49		1.0	0.49	ug/L			03/16/16 15:23	1
Chlorodibromomethane	<0.43		1.0	0.43	ug/L			03/16/16 15:23	1

TestAmerica Canton

# Client Sample Results

Client: GHD Services Inc.  
 Project/Site: 58505, Janesville WI, SSOW 108014

TestAmerica Job ID: 240-62022-1

**Client Sample ID: TB-031016-JN-001**

**Lab Sample ID: 240-62022-18**

**Date Collected: 03/10/16 08:00**

**Matrix: Water**

**Date Received: 03/11/16 10:40**

**Method: 8260B - Volatile Organic Compounds (GC/MS) (Continued)**

Analyte	Result	Qualifier	LOQ	LOD	Unit	D	Prepared	Analyzed	Dil Fac
Methylcyclohexane	<0.43		1.0	0.43	ug/L			03/16/16 15:23	1
Surrogate	%Recovery	Qualifier	Limits				Prepared	Analyzed	Dil Fac
1,2-Dichloroethane-d4 (Surr)	98		78 - 125					03/16/16 15:23	1
4-Bromofluorobenzene (Surr)	85		61 - 120					03/16/16 15:23	1
Toluene-d8 (Surr)	91		80 - 120					03/16/16 15:23	1
Dibromofluoromethane (Surr)	92		79 - 120					03/16/16 15:23	1

# Client Sample Results

Client: GHD Services Inc.  
 Project/Site: 58505, Janesville WI, SSOW 108014

TestAmerica Job ID: 240-62022-1

**Client Sample ID: SE-031016-JN-011**

**Lab Sample ID: 240-62022-19**

**Date Collected: 03/10/16 09:35**

**Matrix: Sediment**

**Date Received: 03/11/16 10:40**

**Percent Solids: 63.8**

**Method: 6010B - Metals (ICP) - SEM/AVS**

Analyte	Result	Qualifier	LOQ	LOD	Unit	D	Prepared	Analyzed	Dil Fac
<b>Cadmium SEM</b>	<b>4.6</b>		0.20	0.010	mg/Kg	☼	03/16/16 14:00	03/18/16 18:18	1
Silver SEM	<0.14		0.98	0.14	mg/Kg	☼	03/16/16 14:00	03/21/16 11:33	5
<b>Copper SEM</b>	<b>11.6</b>		0.98	0.038	mg/Kg	☼	03/16/16 14:00	03/18/16 18:18	1
<b>Lead SEM</b>	<b>3560</b>		3.9	0.82	mg/Kg	☼	03/16/16 14:00	03/21/16 11:38	10
<b>Nickel SEM</b>	<b>58.8</b>	<b>B</b>	1.6	0.035	mg/Kg	☼	03/16/16 14:00	03/18/16 18:18	1
<b>Zinc SEM</b>	<b>2690</b>	<b>B</b>	19.6	0.57	mg/Kg	☼	03/16/16 14:00	03/21/16 11:33	5

**Method: 7470A - Mercury (CVAA) - SEM/AVS**

Analyte	Result	Qualifier	LOQ	LOD	Unit	D	Prepared	Analyzed	Dil Fac
<b>Mercury SEM</b>	<b>0.0047</b>	<b>J</b>	0.0078	0.0020	mg/Kg	☼	03/16/16 14:00	03/18/16 12:03	1

**Method: SEM - Metals, Simultaneously Extracted Metals (SEM) - SEM/AVS**

Analyte	Result	Qualifier	LOQ	LOD	Unit	D	Prepared	Analyzed	Dil Fac
<b>SEM/AVS Ratio</b>	<b>3.48</b>		0.00100	0.00100	NONE			03/22/16 10:39	1

**General Chemistry**

Analyte	Result	Qualifier	LOQ	LOD	Unit	D	Prepared	Analyzed	Dil Fac
<b>Percent Moisture</b>	<b>36.2</b>		0.1	0.1	%			03/16/16 12:42	1
<b>Percent Solids</b>	<b>63.8</b>		0.1	0.1	%			03/16/16 12:42	1

**General Chemistry - SEM/AVS**

Analyte	Result	Qualifier	LOQ	LOD	Unit	D	Prepared	Analyzed	Dil Fac
<b>Acid Volatile Sulfides (AVS)</b>	<b>549</b>		23.5	4.7	mg/Kg	☼	03/16/16 14:00	03/16/16 17:59	1

# Client Sample Results

Client: GHD Services Inc.  
 Project/Site: 58505, Janesville WI, SSOW 108014

TestAmerica Job ID: 240-62022-1

**Client Sample ID: SE-031016-JN-014**

**Lab Sample ID: 240-62022-20**

**Date Collected: 03/10/16 10:35**

**Matrix: Sediment**

**Date Received: 03/11/16 10:40**

**Percent Solids: 45.1**

**Method: 6010B - Metals (ICP) - SEM/AVS**

Analyte	Result	Qualifier	LOQ	LOD	Unit	D	Prepared	Analyzed	Dil Fac
<b>Cadmium SEM</b>	<b>0.64</b>		0.28	0.014	mg/Kg	☼	03/16/16 14:00	03/18/16 18:02	1
Silver SEM	<0.038		0.28	0.038	mg/Kg	☼	03/16/16 14:00	03/18/16 18:02	1
<b>Copper SEM</b>	<b>12.6</b>		1.4	0.054	mg/Kg	☼	03/16/16 14:00	03/18/16 18:02	1
<b>Lead SEM</b>	<b>101</b>		0.55	0.12	mg/Kg	☼	03/16/16 14:00	03/18/16 18:02	1
<b>Nickel SEM</b>	<b>7.6 B</b>		2.2	0.049	mg/Kg	☼	03/16/16 14:00	03/18/16 18:02	1
<b>Zinc SEM</b>	<b>123 B</b>		5.5	0.16	mg/Kg	☼	03/16/16 14:00	03/18/16 18:02	1

**Method: 7470A - Mercury (CVAA) - SEM/AVS**

Analyte	Result	Qualifier	LOQ	LOD	Unit	D	Prepared	Analyzed	Dil Fac
Mercury SEM	<0.0029		0.011	0.0029	mg/Kg	☼	03/16/16 14:00	03/18/16 12:05	1

**Method: SEM - Metals, Simultaneously Extracted Metals (SEM) - SEM/AVS**

Analyte	Result	Qualifier	LOQ	LOD	Unit	D	Prepared	Analyzed	Dil Fac
<b>SEM/AVS Ratio</b>	<b>0.220</b>		0.00100	0.00100	NONE			03/22/16 10:39	1

**General Chemistry**

Analyte	Result	Qualifier	LOQ	LOD	Unit	D	Prepared	Analyzed	Dil Fac
<b>Percent Moisture</b>	<b>54.9</b>		0.1	0.1	%			03/16/16 12:42	1
<b>Percent Solids</b>	<b>45.1</b>		0.1	0.1	%			03/16/16 12:42	1

**General Chemistry - SEM/AVS**

Analyte	Result	Qualifier	LOQ	LOD	Unit	D	Prepared	Analyzed	Dil Fac
<b>Acid Volatile Sulfides (AVS)</b>	<b>393</b>		33.2	6.6	mg/Kg	☼	03/16/16 14:00	03/16/16 18:02	1

# Client Sample Results

Client: GHD Services Inc.  
 Project/Site: 58505, Janesville WI, SSOW 108014

TestAmerica Job ID: 240-62022-1

**Client Sample ID: SE-031016-JN-018**

**Lab Sample ID: 240-62022-21**

**Date Collected: 03/10/16 11:40**

**Matrix: Sediment**

**Date Received: 03/11/16 10:40**

**Percent Solids: 56.5**

**Method: 6010B - Metals (ICP) - SEM/AVS**

Analyte	Result	Qualifier	LOQ	LOD	Unit	D	Prepared	Analyzed	Dil Fac
<b>Cadmium SEM</b>	<b>0.80</b>		0.22	0.011	mg/Kg	☼	03/16/16 14:00	03/18/16 17:57	1
Silver SEM	<0.031		0.22	0.031	mg/Kg	☼	03/16/16 14:00	03/18/16 17:57	1
<b>Copper SEM</b>	<b>10</b>		1.1	0.043	mg/Kg	☼	03/16/16 14:00	03/18/16 17:57	1
<b>Lead SEM</b>	<b>120</b>		0.88	0.19	mg/Kg	☼	03/16/16 14:00	03/21/16 11:43	2
<b>Nickel SEM</b>	<b>4.5 B</b>		3.5	0.078	mg/Kg	☼	03/16/16 14:00	03/21/16 11:43	2
<b>Zinc SEM</b>	<b>115 B</b>		4.4	0.13	mg/Kg	☼	03/16/16 14:00	03/18/16 17:57	1

**Method: 7470A - Mercury (CVAA) - SEM/AVS**

Analyte	Result	Qualifier	LOQ	LOD	Unit	D	Prepared	Analyzed	Dil Fac
<b>Mercury SEM</b>	<b>0.0023</b>	<b>J</b>	0.0088	0.0023	mg/Kg	☼	03/16/16 14:00	03/18/16 12:07	1

**Method: SEM - Metals, Simultaneously Extracted Metals (SEM) - SEM/AVS**

Analyte	Result	Qualifier	LOQ	LOD	Unit	D	Prepared	Analyzed	Dil Fac
<b>SEM/AVS Ratio</b>	<b>0.243</b>		0.00100	0.00100	NONE			03/22/16 10:39	1

**General Chemistry**

Analyte	Result	Qualifier	LOQ	LOD	Unit	D	Prepared	Analyzed	Dil Fac
<b>Percent Moisture</b>	<b>43.5</b>		0.1	0.1	%			03/16/16 12:42	1
<b>Percent Solids</b>	<b>56.5</b>		0.1	0.1	%			03/16/16 12:42	1

**General Chemistry - SEM/AVS**

Analyte	Result	Qualifier	LOQ	LOD	Unit	D	Prepared	Analyzed	Dil Fac
<b>Acid Volatile Sulfides (AVS)</b>	<b>340</b>		26.5	5.3	mg/Kg	☼	03/16/16 14:00	03/16/16 18:04	1

# Client Sample Results

Client: GHD Services Inc.  
 Project/Site: 58505, Janesville WI, SSOW 108014

TestAmerica Job ID: 240-62022-1

**Client Sample ID: SE-031016-JN-021**

**Lab Sample ID: 240-62022-22**

**Date Collected: 03/10/16 12:50**

**Matrix: Sediment**

**Date Received: 03/11/16 10:40**

**Percent Solids: 42.0**

**Method: 6010B - Metals (ICP) - SEM/AVS**

Analyte	Result	Qualifier	LOQ	LOD	Unit	D	Prepared	Analyzed	Dil Fac
<b>Cadmium SEM</b>	<b>0.94</b>		0.30	0.015	mg/Kg	☼	03/16/16 14:00	03/18/16 17:52	1
Silver SEM	<0.041		0.30	0.041	mg/Kg	☼	03/16/16 14:00	03/18/16 17:52	1
<b>Copper SEM</b>	<b>17.0</b>		1.5	0.058	mg/Kg	☼	03/16/16 14:00	03/18/16 17:52	1
<b>Lead SEM</b>	<b>83.5</b>		0.59	0.12	mg/Kg	☼	03/16/16 14:00	03/18/16 17:52	1
<b>Nickel SEM</b>	<b>7.9 B</b>		2.4	0.053	mg/Kg	☼	03/16/16 14:00	03/18/16 17:52	1
<b>Zinc SEM</b>	<b>91.0 B</b>		5.9	0.17	mg/Kg	☼	03/16/16 14:00	03/18/16 17:52	1

**Method: 7470A - Mercury (CVAA) - SEM/AVS**

Analyte	Result	Qualifier	LOQ	LOD	Unit	D	Prepared	Analyzed	Dil Fac
<b>Mercury SEM</b>	<b>0.033</b>		0.012	0.0031	mg/Kg	☼	03/16/16 14:00	03/18/16 12:09	1

**Method: SEM - Metals, Simultaneously Extracted Metals (SEM) - SEM/AVS**

Analyte	Result	Qualifier	LOQ	LOD	Unit	D	Prepared	Analyzed	Dil Fac
<b>SEM/AVS Ratio</b>	<b>NC</b>		0.00100	0.00100	NONE			03/22/16 10:39	1

**General Chemistry**

Analyte	Result	Qualifier	LOQ	LOD	Unit	D	Prepared	Analyzed	Dil Fac
<b>Percent Moisture</b>	<b>58.0</b>		0.1	0.1	%			03/16/16 12:42	1
<b>Percent Solids</b>	<b>42.0</b>		0.1	0.1	%			03/16/16 12:42	1

**General Chemistry - SEM/AVS**

Analyte	Result	Qualifier	LOQ	LOD	Unit	D	Prepared	Analyzed	Dil Fac
Acid Volatile Sulfides (AVS)	<7.1		35.6	7.1	mg/Kg	☼	03/16/16 14:00	03/16/16 18:07	1



# Client Sample Results

Client: GHD Services Inc.  
 Project/Site: 58505, Janesville WI, SSOW 108014

TestAmerica Job ID: 240-62022-1

**Client Sample ID: SE-031016-JN-024**

**Lab Sample ID: 240-62022-23**

**Date Collected: 03/10/16 14:05**

**Matrix: Sediment**

**Date Received: 03/11/16 10:40**

**Percent Solids: 52.7**

**Method: 6010B - Metals (ICP) - SEM/AVS**

Analyte	Result	Qualifier	LOQ	LOD	Unit	D	Prepared	Analyzed	Dil Fac
<b>Cadmium SEM</b>	<b>12.5</b>		0.24	0.012	mg/Kg	☼	03/16/16 14:00	03/18/16 17:25	1
Silver SEM	<0.033	F1	0.24	0.033	mg/Kg	☼	03/16/16 14:00	03/18/16 17:25	1
<b>Copper SEM</b>	<b>46.9</b>	<b>F1</b>	1.2	0.046	mg/Kg	☼	03/16/16 14:00	03/18/16 17:25	1
<b>Lead SEM</b>	<b>1230</b>		2.4	0.50	mg/Kg	☼	03/16/16 14:00	03/21/16 11:48	5
<b>Nickel SEM</b>	<b>5.7</b>	<b>B</b>	1.9	0.042	mg/Kg	☼	03/16/16 14:00	03/18/16 17:25	1
<b>Zinc SEM</b>	<b>1060</b>	<b>B</b>	4.7	0.14	mg/Kg	☼	03/16/16 14:00	03/18/16 17:25	1

**Method: 7470A - Mercury (CVAA) - SEM/AVS**

Analyte	Result	Qualifier	LOQ	LOD	Unit	D	Prepared	Analyzed	Dil Fac
Mercury SEM	<0.0025		0.0094	0.0025	mg/Kg	☼	03/16/16 14:00	03/18/16 12:11	1

**Method: SEM - Metals, Simultaneously Extracted Metals (SEM) - SEM/AVS**

Analyte	Result	Qualifier	LOQ	LOD	Unit	D	Prepared	Analyzed	Dil Fac
<b>SEM/AVS Ratio</b>	<b>3.13</b>		0.00100	0.00100	NONE			03/22/16 10:39	1

**General Chemistry**

Analyte	Result	Qualifier	LOQ	LOD	Unit	D	Prepared	Analyzed	Dil Fac
<b>Percent Moisture</b>	<b>47.3</b>		0.1	0.1	%			03/16/16 12:42	1
<b>Percent Solids</b>	<b>52.7</b>		0.1	0.1	%			03/16/16 12:42	1

**General Chemistry - SEM/AVS**

Analyte	Result	Qualifier	LOQ	LOD	Unit	D	Prepared	Analyzed	Dil Fac
<b>Acid Volatile Sulfides (AVS)</b>	<b>237</b>		28.3	5.7	mg/Kg	☼	03/16/16 14:00	03/16/16 18:10	1

# Surrogate Summary

Client: GHD Services Inc.  
 Project/Site: 58505, Janesville WI, SSOW 108014

TestAmerica Job ID: 240-62022-1

## Method: 8260B - Volatile Organic Compounds (GC/MS)

Matrix: Solid

Prep Type: Total/NA

Lab Sample ID	Client Sample ID	Percent Surrogate Recovery (Acceptance Limits)			
		12DCE (58-123)	BFB (52-136)	TOL (67-125)	DBFM (37-132)
240-62022-1	SE-031016-JN-011	83	86	109	87
240-62022-4	SE-031016-JN-014	96	111	107	98
240-62022-5	SE-031016-JN-015	96	104	105	102
240-62022-6	SE-031016-JN-016	93	106	105	99
240-62022-7	SE-031016-JN-017	96	105	103	100
240-62022-7 MS	SE-031016-JN-017	93	105	103	104
240-62022-7 MSD	SE-031016-JN-017	91	108	103	98
240-62022-8	SE-031016-JN-018	89	207 X	129 X	95
240-62022-9	SE-031016-JN-019	90	103	102	94
240-62022-10	SE-031016-JN-020	92	119	107	96
240-62022-11	SE-031016-JN-021	92	104	102	98
240-62022-12	SE-031016-JN-022	97	105	106	103
240-62022-13	SE-031016-JN-023	81	81	88	84
240-62022-13 MS	SE-031016-JN-023	79	80	87	87
240-62022-13 MSD	SE-031016-JN-023	91	91	101	97
240-62022-14	SE-031016-JN-024	94	108	107	99
240-62022-15	SE-031016-JN-025	85	121	110	97
240-62022-16	SE-031016-JN-026	96	105	106	101
240-62022-17	SE-031016-JN-027	94	117	109	100
240-62022-17 MS	SE-031016-JN-027	90	118	107	101
240-62022-17 MSD	SE-031016-JN-027	89	118	114	99
LCS 240-221434/4	Lab Control Sample	95	103	105	105
LCS 240-221688/6	Lab Control Sample	95	101	108	108
LCS 240-221763/4	Lab Control Sample	91	102	105	102
MB 240-221434/5	Method Blank	97	103	106	104
MB 240-221688/8	Method Blank	73	80	84	80
MB 240-221763/5	Method Blank	93	103	108	101

**Surrogate Legend**

- 12DCE = 1,2-Dichloroethane-d4 (Surr)
- BFB = 4-Bromofluorobenzene (Surr)
- TOL = Toluene-d8 (Surr)
- DBFM = Dibromofluoromethane (Surr)

## Method: 8260B - Volatile Organic Compounds (GC/MS)

Matrix: Solid

Prep Type: Total/NA

Lab Sample ID	Client Sample ID	Percent Surrogate Recovery (Acceptance Limits)			
		12DCE (39-128)	BFB (26-141)	TOL (33-134)	DBFM (30-122)
240-62022-2	SE-031016-JN-012	79	58	62	75
240-62022-3	SE-031016-JN-013	91	86	85	89
240-62022-3 MS	SE-031016-JN-013	84	78	72	89
240-62022-3 MSD	SE-031016-JN-013	86	80	73	89
LCS 240-221497/2-A	Lab Control Sample	81	86	91	87
MB 240-221497/1-A	Method Blank	86	90	94	86

**Surrogate Legend**

- 12DCE = 1,2-Dichloroethane-d4 (Surr)
- BFB = 4-Bromofluorobenzene (Surr)

# Surrogate Summary

Client: GHD Services Inc.  
 Project/Site: 58505, Janesville WI, SSOW 108014

TestAmerica Job ID: 240-62022-1

TOL = Toluene-d8 (Surr)  
 DBFM = Dibromofluoromethane (Surr)

## Method: 8260B - Volatile Organic Compounds (GC/MS)

Matrix: Water

Prep Type: Total/NA

Lab Sample ID	Client Sample ID	Percent Surrogate Recovery (Acceptance Limits)			
		12DCE (78-125)	BFB (61-120)	TOL (80-120)	DBFM (79-120)
240-62022-18	TB-031016-JN-001	98	85	91	92
LCS 240-221822/4	Lab Control Sample	93	93	98	96
MB 240-221822/6	Method Blank	99	88	94	95

### Surrogate Legend

12DCE = 1,2-Dichloroethane-d4 (Surr)  
 BFB = 4-Bromofluorobenzene (Surr)  
 TOL = Toluene-d8 (Surr)  
 DBFM = Dibromofluoromethane (Surr)

## Method: 8270C - Semivolatile Organic Compounds (GC/MS)

Matrix: Solid

Prep Type: Total/NA

Lab Sample ID	Client Sample ID	Percent Surrogate Recovery (Acceptance Limits)					
		FBP (24-110)	2FP (24-110)	TBP (10-110)	NBZ (20-110)	PHL (26-110)	TPH (36-110)
240-62022-1	SE-031016-JN-011	0 X	0 X	0 X	0 X	0 X	0 X
240-62022-2	SE-031016-JN-012	76	87	39	155 X	89	79
240-62022-3	SE-031016-JN-013	89	77	0 X	59	53	105
240-62022-3 MS	SE-031016-JN-013	15 X	29	18	57	44	22 X
240-62022-3 MSD	SE-031016-JN-013	33	66	33	57	75	40
240-62022-4	SE-031016-JN-014	69	80	52	84	82	71
240-62022-5	SE-031016-JN-015	56	59	49	50	59	64
240-62022-6	SE-031016-JN-016	51	57	55	55	56	57
240-62022-7	SE-031016-JN-017	70	84	74	68	82	73
240-62022-8	SE-031016-JN-018	53	59	57	61	59	60
240-62022-9	SE-031016-JN-019	71	80	72	61	81	85
240-62022-10	SE-031016-JN-020	61	71	66	89	72	66
240-62022-11	SE-031016-JN-021	51	57	51	45	55	61
240-62022-12	SE-031016-JN-022	65	68	44	57	65	69
240-62022-13	SE-031016-JN-023	48	52	40	43	51	54
240-62022-13 MS	SE-031016-JN-023	81	84	68	72	87	86
240-62022-13 MSD	SE-031016-JN-023	77	81	72	70	76	81
240-62022-14	SE-031016-JN-024	53	66	54	60	58	59
240-62022-15	SE-031016-JN-025	69	75	53	89	74	76
240-62022-16	SE-031016-JN-026	72	91	76	73	91	82
240-62022-17	SE-031016-JN-027	52	38	31	58	57	59
LCS 240-221358/24-A	Lab Control Sample	69	71	43	69	71	83
LCS 240-221375/24-A	Lab Control Sample	66	62	40	59	67	74
MB 240-221358/23-A	Method Blank	68	66	29	61	70	81
MB 240-221375/23-A	Method Blank	61	57	40	56	60	68

### Surrogate Legend

FBP = 2-Fluorobiphenyl (Surr)  
 2FP = 2-Fluorophenol (Surr)  
 TBP = 2,4,6-Tribromophenol (Surr)  
 NBZ = Nitrobenzene-d5 (Surr)

TestAmerica Canton

# Surrogate Summary

Client: GHD Services Inc.  
Project/Site: 58505, Janesville WI, SSOW 108014

TestAmerica Job ID: 240-62022-1

PHL = Phenol-d5 (Surr)  
TPH = Terphenyl-d14 (Surr)

## Method: 1630 - Methyl Mercury (GC)

Matrix: Solid

Prep Type: Total/NA

### Percent Surrogate Recovery (Acceptance Limits)

Lab Sample ID	Client Sample ID	nPMC (10-149)
240-62022-1	SE-031016-JN-011	37
240-62022-4	SE-031016-JN-014	27
240-62022-8	SE-031016-JN-018	28
240-62022-11	SE-031016-JN-021	36
240-62022-14	SE-031016-JN-024	33
LCS 240-221445/2-A	Lab Control Sample	19
MB 240-221445/1-A	Method Blank	22

### Surrogate Legend

nPMC = n-Propyl Mercury Chloride

## Method: 8082 - Polychlorinated Biphenyls (PCBs) by Gas Chromatography

Matrix: Solid

Prep Type: Total/NA

### Percent Surrogate Recovery (Acceptance Limits)

Lab Sample ID	Client Sample ID	TCX1 (13-134)	DCB1 (10-155)
240-62022-1	SE-031016-JN-011	92	3151 X
240-62022-2	SE-031016-JN-012	60	583 X
240-62022-3	SE-031016-JN-013	65	1841 X
240-62022-3 MS	SE-031016-JN-013	67	1330 X
240-62022-3 MSD	SE-031016-JN-013	20	335 X
240-62022-4	SE-031016-JN-014	18	18
240-62022-5	SE-031016-JN-015	54	51
240-62022-7	SE-031016-JN-017	65	73
240-62022-8	SE-031016-JN-018	73	382 X
240-62022-9	SE-031016-JN-019	30	54 p
240-62022-11	SE-031016-JN-021	37	48
240-62022-13	SE-031016-JN-023	45	80 p
240-62022-13 MS	SE-031016-JN-023	23	25
240-62022-13 MSD	SE-031016-JN-023	32	14
240-62022-14	SE-031016-JN-024	57	1520 X
240-62022-16	SE-031016-JN-026	49	170 X
240-62022-17	SE-031016-JN-027	52	289 X
LCS 240-222138/20-A	Lab Control Sample	54	60
MB 240-222138/19-A	Method Blank	45	56

### Surrogate Legend

TCX = Tetrachloro-m-xylene

DCB = DCB Decachlorobiphenyl

# Surrogate Summary

Client: GHD Services Inc.  
Project/Site: 58505, Janesville WI, SSOW 108014

TestAmerica Job ID: 240-62022-1

## Method: 8082 - Polychlorinated Biphenyls (PCBs) by Gas Chromatography

Matrix: Solid

Prep Type: Total/NA

### Percent Surrogate Recovery (Acceptance Limits)

Lab Sample ID	Client Sample ID	TCX2 (13-134)	DCB2 (10-155)
240-62022-6	SE-031016-JN-016	14 ^c	15 ^c
240-62022-10	SE-031016-JN-020	47 ^c	38 ^c
240-62022-12	SE-031016-JN-022	73 ^c	59 ^c
240-62022-15	SE-031016-JN-025	48	48 ^c
LCS 240-221356/24-A	Lab Control Sample	77	64
MB 240-221356/23-A	Method Blank	55	53

### Surrogate Legend

TCX = Tetrachloro-m-xylene

DCB = DCB Decachlorobiphenyl

# QC Sample Results

Client: GHD Services Inc.  
 Project/Site: 58505, Janesville WI, SSOW 108014

TestAmerica Job ID: 240-62022-1

## Method: 8260B - Volatile Organic Compounds (GC/MS)

**Lab Sample ID: MB 240-221434/5**

**Matrix: Solid**

**Analysis Batch: 221434**

**Client Sample ID: Method Blank**

**Prep Type: Total/NA**

Analyte	MB Result	MB Qualifier	LOQ	LOD	Unit	D	Prepared	Analyzed	Dil Fac
Acetone	9.67	J	20	5.7	ug/Kg			03/14/16 13:24	1
Benzene	<0.90		5.0	0.90	ug/Kg			03/14/16 13:24	1
Dichlorobromomethane	<0.29		5.0	0.29	ug/Kg			03/14/16 13:24	1
Bromoform	<0.24		5.0	0.24	ug/Kg			03/14/16 13:24	1
Bromomethane	<0.42		5.0	0.42	ug/Kg			03/14/16 13:24	1
2-Butanone (MEK)	1.40	J	20	1.1	ug/Kg			03/14/16 13:24	1
Carbon disulfide	<0.59		5.0	0.59	ug/Kg			03/14/16 13:24	1
Carbon tetrachloride	<0.65		5.0	0.65	ug/Kg			03/14/16 13:24	1
Chlorobenzene	<0.53		5.0	0.53	ug/Kg			03/14/16 13:24	1
Chloroethane	<0.44		5.0	0.44	ug/Kg			03/14/16 13:24	1
Chloroform	<0.36		5.0	0.36	ug/Kg			03/14/16 13:24	1
Chloromethane	<0.79		5.0	0.79	ug/Kg			03/14/16 13:24	1
1,1-Dichloroethane	<0.34		5.0	0.34	ug/Kg			03/14/16 13:24	1
1,2-Dichloroethane	<0.46		5.0	0.46	ug/Kg			03/14/16 13:24	1
1,1-Dichloroethene	<0.80		5.0	0.80	ug/Kg			03/14/16 13:24	1
1,2-Dichloropropane	<0.14		5.0	0.14	ug/Kg			03/14/16 13:24	1
1,2,4-Trimethylbenzene	<0.58		5.0	0.58	ug/Kg			03/14/16 13:24	1
cis-1,3-Dichloropropene	<0.71		5.0	0.71	ug/Kg			03/14/16 13:24	1
trans-1,3-Dichloropropene	<0.29		5.0	0.29	ug/Kg			03/14/16 13:24	1
Ethylbenzene	<0.32		5.0	0.32	ug/Kg			03/14/16 13:24	1
2-Hexanone	<0.68		20	0.68	ug/Kg			03/14/16 13:24	1
Methylene Chloride	1.32	J	5.0	0.74	ug/Kg			03/14/16 13:24	1
4-Methyl-2-pentanone (MIBK)	<1.2		20	1.2	ug/Kg			03/14/16 13:24	1
Styrene	<0.40		5.0	0.40	ug/Kg			03/14/16 13:24	1
1,1,2,2-Tetrachloroethane	<0.31		5.0	0.31	ug/Kg			03/14/16 13:24	1
Tetrachloroethene	<0.80		5.0	0.80	ug/Kg			03/14/16 13:24	1
Toluene	<0.27		5.0	0.27	ug/Kg			03/14/16 13:24	1
Trichloroethene	<0.38		5.0	0.38	ug/Kg			03/14/16 13:24	1
1,3,5-Trimethylbenzene	<0.29		5.0	0.29	ug/Kg			03/14/16 13:24	1
Vinyl chloride	<0.30		5.0	0.30	ug/Kg			03/14/16 13:24	1
Xylenes, Total	<0.54		10	0.54	ug/Kg			03/14/16 13:24	1
1,1,1-Trichloroethane	<0.65		5.0	0.65	ug/Kg			03/14/16 13:24	1
1,1,2-Trichloroethane	<0.37		5.0	0.37	ug/Kg			03/14/16 13:24	1
Cyclohexane	<0.48		10	0.48	ug/Kg			03/14/16 13:24	1
1,2-Dibromo-3-Chloropropane	<2.7		10	2.7	ug/Kg			03/14/16 13:24	1
Ethylene Dibromide	<0.53		5.0	0.53	ug/Kg			03/14/16 13:24	1
Dichlorodifluoromethane	<0.28		5.0	0.28	ug/Kg			03/14/16 13:24	1
cis-1,2-Dichloroethene	<0.28		5.0	0.28	ug/Kg			03/14/16 13:24	1
trans-1,2-Dichloroethene	<0.32		5.0	0.32	ug/Kg			03/14/16 13:24	1
Isopropylbenzene	<0.20		5.0	0.20	ug/Kg			03/14/16 13:24	1
Methyl acetate	<2.0		10	2.0	ug/Kg			03/14/16 13:24	1
Methyl tert-butyl ether	<0.43		5.0	0.43	ug/Kg			03/14/16 13:24	1
1,1,2-Trichloro-1,2,2-trifluoroethane	<0.42		5.0	0.42	ug/Kg			03/14/16 13:24	1
1,2,4-Trichlorobenzene	<0.38		5.0	0.38	ug/Kg			03/14/16 13:24	1
1,2-Dichlorobenzene	<0.34		5.0	0.34	ug/Kg			03/14/16 13:24	1
1,3-Dichlorobenzene	<0.69		5.0	0.69	ug/Kg			03/14/16 13:24	1
1,4-Dichlorobenzene	<0.28		5.0	0.28	ug/Kg			03/14/16 13:24	1
Trichlorofluoromethane	<0.29		5.0	0.29	ug/Kg			03/14/16 13:24	1

TestAmerica Canton

# QC Sample Results

Client: GHD Services Inc.  
Project/Site: 58505, Janesville WI, SSOW 108014

TestAmerica Job ID: 240-62022-1

## Method: 8260B - Volatile Organic Compounds (GC/MS) (Continued)

**Lab Sample ID: MB 240-221434/5**

**Matrix: Solid**

**Analysis Batch: 221434**

**Client Sample ID: Method Blank**

**Prep Type: Total/NA**

Analyte	MB Result	MB Qualifier	LOQ	LOD	Unit	D	Prepared	Analyzed	Dil Fac
Chlorodibromomethane	<0.37		5.0	0.37	ug/Kg			03/14/16 13:24	1
Methylcyclohexane	<0.58		10	0.58	ug/Kg			03/14/16 13:24	1

Surrogate	MB %Recovery	MB Qualifier	Limits	Prepared	Analyzed	Dil Fac
1,2-Dichloroethane-d4 (Surr)	97		58 - 123		03/14/16 13:24	1
4-Bromofluorobenzene (Surr)	103		52 - 136		03/14/16 13:24	1
Toluene-d8 (Surr)	106		67 - 125		03/14/16 13:24	1
Dibromofluoromethane (Surr)	104		37 - 132		03/14/16 13:24	1

**Lab Sample ID: LCS 240-221434/4**

**Matrix: Solid**

**Analysis Batch: 221434**

**Client Sample ID: Lab Control Sample**

**Prep Type: Total/NA**

Analyte	Spike Added	LCS Result	LCS Qualifier	Unit	D	%Rec	%Rec. Limits
Acetone	100	110		ug/Kg		110	41 - 137
Benzene	50.0	49.7		ug/Kg		99	79 - 120
Dichlorobromomethane	50.0	52.3		ug/Kg		105	80 - 122
Bromoform	50.0	51.4		ug/Kg		103	62 - 133
Bromomethane	20.0	15.5		ug/Kg		78	42 - 136
2-Butanone (MEK)	100	116		ug/Kg		116	52 - 131
Carbon disulfide	50.0	51.1		ug/Kg		102	62 - 146
Carbon tetrachloride	50.0	51.1		ug/Kg		102	71 - 129
Chlorobenzene	50.0	48.4		ug/Kg		97	78 - 120
Chloroethane	20.0	16.6		ug/Kg		83	58 - 120
Chloroform	50.0	50.4		ug/Kg		101	77 - 120
Chloromethane	20.0	13.9		ug/Kg		70	50 - 120
1,1-Dichloroethane	50.0	48.3		ug/Kg		97	76 - 120
1,2-Dichloroethane	50.0	49.5		ug/Kg		99	72 - 120
1,1-Dichloroethene	50.0	49.7		ug/Kg		99	75 - 135
1,2-Dichloropropane	50.0	50.4		ug/Kg		101	80 - 120
1,2,4-Trimethylbenzene	50.0	52.2		ug/Kg		104	80 - 129
cis-1,3-Dichloropropene	50.0	55.0		ug/Kg		110	74 - 128
trans-1,3-Dichloropropene	50.0	49.2		ug/Kg		98	73 - 131
Ethylbenzene	50.0	50.3		ug/Kg		101	79 - 120
2-Hexanone	100	113		ug/Kg		113	64 - 136
Methylene Chloride	50.0	46.2		ug/Kg		92	75 - 120
4-Methyl-2-pentanone (MIBK)	100	111		ug/Kg		111	67 - 135
Styrene	50.0	50.6		ug/Kg		101	80 - 120
1,1,2,2-Tetrachloroethane	50.0	53.1		ug/Kg		106	77 - 123
Tetrachloroethene	50.0	51.3		ug/Kg		103	79 - 120
Toluene	50.0	49.5		ug/Kg		99	75 - 120
Trichloroethene	50.0	54.0		ug/Kg		108	79 - 120
1,3,5-Trimethylbenzene	50.0	52.7		ug/Kg		105	78 - 128
Vinyl chloride	20.0	15.6		ug/Kg		78	57 - 120
Xylenes, Total	100	100		ug/Kg		100	80 - 120
1,1,1-Trichloroethane	50.0	50.2		ug/Kg		100	77 - 126
1,1,2-Trichloroethane	50.0	50.3		ug/Kg		101	80 - 120
Cyclohexane	50.0	46.0		ug/Kg		92	66 - 120

TestAmerica Canton

# QC Sample Results

Client: GHD Services Inc.  
Project/Site: 58505, Janesville WI, SSOW 108014

TestAmerica Job ID: 240-62022-1

## Method: 8260B - Volatile Organic Compounds (GC/MS) (Continued)

**Lab Sample ID: LCS 240-221434/4**  
**Matrix: Solid**  
**Analysis Batch: 221434**

**Client Sample ID: Lab Control Sample**  
**Prep Type: Total/NA**

Analyte	Spike Added	LCS Result	LCS Qualifier	Unit	D	%Rec	%Rec. Limits
1,2-Dibromo-3-Chloropropane	50.0	62.0		ug/Kg		124	61 - 132
Ethylene Dibromide	50.0	54.3		ug/Kg		109	80 - 120
Dichlorodifluoromethane	20.0	10.0		ug/Kg		50	26 - 120
cis-1,2-Dichloroethene	50.0	51.6		ug/Kg		103	76 - 120
trans-1,2-Dichloroethene	50.0	52.7		ug/Kg		105	78 - 120
Isopropylbenzene	50.0	52.5		ug/Kg		105	76 - 122
Methyl acetate	250	276		ug/Kg		111	57 - 130
Methyl tert-butyl ether	50.0	53.9		ug/Kg		108	49 - 165
1,1,2-Trichloro-1,2,2-trifluoroethane	50.0	46.3		ug/Kg		93	80 - 138
1,2,4-Trichlorobenzene	50.0	49.7		ug/Kg		99	64 - 124
1,2-Dichlorobenzene	50.0	49.6		ug/Kg		99	76 - 120
1,3-Dichlorobenzene	50.0	49.3		ug/Kg		99	78 - 120
1,4-Dichlorobenzene	50.0	49.9		ug/Kg		100	75 - 120
Trichlorofluoromethane	20.0	17.7		ug/Kg		88	57 - 146
Methylcyclohexane	50.0	48.6		ug/Kg		97	70 - 126
m-Xylene & p-Xylene	50.0	50.9		ug/Kg		102	80 - 120
o-Xylene	50.0	49.2		ug/Kg		98	80 - 120

Surrogate	LCS %Recovery	LCS Qualifier	Limits
1,2-Dichloroethane-d4 (Surr)	95		58 - 123
4-Bromofluorobenzene (Surr)	103		52 - 136
Toluene-d8 (Surr)	105		67 - 125
Dibromofluoromethane (Surr)	105		37 - 132

**Lab Sample ID: 240-62022-7 MS**  
**Matrix: Solid**  
**Analysis Batch: 221434**

**Client Sample ID: SE-031016-JN-017**  
**Prep Type: Total/NA**  
**Prep Batch: 221461**

Analyte	Sample Result	Sample Qualifier	Spike Added	MS Result	MS Qualifier	Unit	D	%Rec	%Rec. Limits
Acetone	44	B	193	171		ug/Kg	☼	66	24 - 140
Benzene	<1.8		96.6	58.0		ug/Kg	☼	60	53 - 120
Dichlorobromomethane	<0.57		96.6	37.9		ug/Kg	☼	39	35 - 132
Bromoform	<0.47		96.6	23.3		ug/Kg	☼	24	18 - 129
Bromomethane	<0.82		38.7	15.1		ug/Kg	☼	39	33 - 130
2-Butanone (MEK)	13	J B	193	151		ug/Kg	☼	71	30 - 143
Carbon disulfide	<1.2		96.6	49.4		ug/Kg	☼	51	20 - 151
Carbon tetrachloride	<1.3		96.6	36.2		ug/Kg	☼	37	32 - 137
Chlorobenzene	<1.0		96.6	44.4		ug/Kg	☼	46	37 - 120
Chloroethane	<0.86		38.7	19.8		ug/Kg	☼	51	45 - 120
Chloroform	<0.71		96.6	60.8		ug/Kg	☼	63	53 - 120
Chloromethane	<1.5		38.7	17.4		ug/Kg	☼	45	34 - 120
1,1-Dichloroethane	<0.67		96.6	58.2		ug/Kg	☼	60	54 - 122
1,2-Dichloroethane	<0.90		96.6	59.0		ug/Kg	☼	61	49 - 123
1,1-Dichloroethene	<1.6		96.6	59.6		ug/Kg	☼	62	49 - 157
1,2-Dichloropropane	<0.27		96.6	59.7		ug/Kg	☼	62	61 - 120
1,2,4-Trimethylbenzene	<1.1		96.6	39.0		ug/Kg	☼	40	10 - 173
cis-1,3-Dichloropropene	<1.4		96.6	35.7		ug/Kg	☼	37	27 - 133

TestAmerica Canton



# QC Sample Results

Client: GHD Services Inc.  
Project/Site: 58505, Janesville WI, SSOW 108014

TestAmerica Job ID: 240-62022-1

## Method: 8260B - Volatile Organic Compounds (GC/MS) (Continued)

**Lab Sample ID: 240-62022-7 MS**

**Matrix: Solid**

**Analysis Batch: 221434**

**Client Sample ID: SE-031016-JN-017**

**Prep Type: Total/NA**

**Prep Batch: 221461**

Analyte	Sample	Sample	Spike	MS	MS	Unit	D	%Rec	Limits
	Result	Qualifier	Added	Result	Qualifier				
trans-1,3-Dichloropropene	<0.57		96.6	31.8		ug/Kg	☼	33	28 - 137
Ethylbenzene	<0.63		96.6	47.2		ug/Kg	☼	49	30 - 131
2-Hexanone	<1.3		193	126		ug/Kg	☼	65	37 - 147
Methylene Chloride	2.0	J B	96.6	59.3		ug/Kg	☼	59	54 - 120
4-Methyl-2-pentanone (MIBK)	<2.4		193	129		ug/Kg	☼	66	43 - 147
Styrene	<0.78		96.6	30.2		ug/Kg	☼	31	27 - 127
1,1,2,2-Tetrachloroethane	<0.61		96.6	56.8		ug/Kg	☼	59	16 - 179
Tetrachloroethene	<1.6		96.6	47.8		ug/Kg	☼	50	31 - 135
Toluene	<0.53		96.6	52.6		ug/Kg	☼	54	39 - 129
Trichloroethene	<0.75		96.6	55.8		ug/Kg	☼	58	10 - 177
1,3,5-Trimethylbenzene	<0.57		96.6	41.3		ug/Kg	☼	43	10 - 171
Vinyl chloride	<0.59		38.7	18.6		ug/Kg	☼	48	42 - 120
Xylenes, Total	<1.1		193	90.9		ug/Kg	☼	47	30 - 131
1,1,1-Trichloroethane	<1.3		96.6	52.9		ug/Kg	☼	55	51 - 128
1,1,2-Trichloroethane	<0.73		96.6	60.0		ug/Kg	☼	62	10 - 166
Cyclohexane	<0.94		96.6	47.6		ug/Kg	☼	49	28 - 120
1,2-Dibromo-3-Chloropropane	<5.3		96.6	43.2		ug/Kg	☼	45	10 - 153
Ethylene Dibromide	<1.0		96.6	53.9		ug/Kg	☼	56	45 - 127
Dichlorodifluoromethane	<0.55		38.7	11.6		ug/Kg	☼	30	17 - 120
cis-1,2-Dichloroethene	<0.55		96.6	58.1		ug/Kg	☼	60	50 - 120
trans-1,2-Dichloroethene	<0.63		96.6	55.4		ug/Kg	☼	57	50 - 123
Isopropylbenzene	<0.39		96.6	45.4		ug/Kg	☼	47	21 - 134
Methyl acetate	<3.9		483	306		ug/Kg	☼	63	33 - 165
Methyl tert-butyl ether	<0.84		96.6	65.5		ug/Kg	☼	68	51 - 157
1,1,2-Trichloro-1,2,2-trifluoroethane	<0.82		96.6	51.3		ug/Kg	☼	53	50 - 147
1,2,4-Trichlorobenzene	<0.75		96.6	16.4		ug/Kg	☼	17	10 - 120
1,2-Dichlorobenzene	<0.67		96.6	28.0		ug/Kg	☼	29	17 - 122
1,3-Dichlorobenzene	<1.4		96.6	29.0		ug/Kg	☼	30	16 - 126
1,4-Dichlorobenzene	<0.55		96.6	28.8		ug/Kg	☼	30	15 - 121
Trichlorofluoromethane	<0.57		38.7	18.8		ug/Kg	☼	49	36 - 142
Methylcyclohexane	<1.1		96.6	45.4		ug/Kg	☼	47	20 - 132
m-Xylene & p-Xylene	<0.82		96.6	45.2		ug/Kg	☼	47	29 - 131
o-Xylene	<1.1		96.6	45.7		ug/Kg	☼	47	29 - 134
<b>MS MS</b>									
Surrogate	%Recovery	Qualifier	Limits						
1,2-Dichloroethane-d4 (Surr)	93		58 - 123						
4-Bromofluorobenzene (Surr)	105		52 - 136						
Toluene-d8 (Surr)	103		67 - 125						
Dibromofluoromethane (Surr)	104		37 - 132						

**Lab Sample ID: 240-62022-7 MSD**

**Matrix: Solid**

**Analysis Batch: 221434**

**Client Sample ID: SE-031016-JN-017**

**Prep Type: Total/NA**

**Prep Batch: 221461**

Analyte	Sample	Sample	Spike	MSD	MSD	Unit	D	%Rec	Limits	RPD	Limit
	Result	Qualifier	Added	Result	Qualifier						
Acetone	44	B	214	210		ug/Kg	☼	77	24 - 140	20	30
Benzene	<1.8		107	64.2		ug/Kg	☼	60	53 - 120	10	30

TestAmerica Canton

# QC Sample Results

Client: GHD Services Inc.  
 Project/Site: 58505, Janesville WI, SSOW 108014

TestAmerica Job ID: 240-62022-1

## Method: 8260B - Volatile Organic Compounds (GC/MS) (Continued)

**Lab Sample ID: 240-62022-7 MSD**  
**Matrix: Solid**  
**Analysis Batch: 221434**

**Client Sample ID: SE-031016-JN-017**  
**Prep Type: Total/NA**  
**Prep Batch: 221461**

Analyte	Sample	Sample	Spike	MSD	MSD	Unit	D	%Rec	%Rec.	RPD	Limit
	Result	Qualifier	Added	Result	Qualifier				Limits		
Dichlorobromomethane	<0.57		107	43.6		ug/Kg	☼	41	35 - 132	14	30
Bromoform	<0.47		107	27.7		ug/Kg	☼	26	18 - 129	17	30
Bromomethane	<0.82		42.8	16.6		ug/Kg	☼	39	33 - 130	9	30
2-Butanone (MEK)	13	J B	214	172		ug/Kg	☼	74	30 - 143	13	30
Carbon disulfide	<1.2		107	55.4		ug/Kg	☼	52	20 - 151	11	30
Carbon tetrachloride	<1.3		107	39.8		ug/Kg	☼	37	32 - 137	9	30
Chlorobenzene	<1.0		107	49.0		ug/Kg	☼	46	37 - 120	10	30
Chloroethane	<0.86		42.8	22.9		ug/Kg	☼	53	45 - 120	15	30
Chloroform	<0.71		107	67.9		ug/Kg	☼	63	53 - 120	11	30
Chloromethane	<1.5		42.8	19.6		ug/Kg	☼	46	34 - 120	12	30
1,1-Dichloroethane	<0.67		107	64.4		ug/Kg	☼	60	54 - 122	10	30
1,2-Dichloroethane	<0.90		107	66.1		ug/Kg	☼	62	49 - 123	11	30
1,1-Dichloroethene	<1.6		107	67.9		ug/Kg	☼	63	49 - 157	13	30
1,2-Dichloropropane	<0.27		107	68.6		ug/Kg	☼	64	61 - 120	14	30
1,2,4-Trimethylbenzene	<1.1		107	44.0		ug/Kg	☼	41	10 - 173	12	30
cis-1,3-Dichloropropene	<1.4		107	40.2		ug/Kg	☼	38	27 - 133	12	30
trans-1,3-Dichloropropene	<0.57		107	35.9		ug/Kg	☼	34	28 - 137	12	30
Ethylbenzene	<0.63		107	51.4		ug/Kg	☼	48	30 - 131	9	30
2-Hexanone	<1.3		214	142		ug/Kg	☼	66	37 - 147	12	30
Methylene Chloride	2.0	J B	107	64.7		ug/Kg	☼	59	54 - 120	9	30
4-Methyl-2-pentanone (MIBK)	<2.4		214	146		ug/Kg	☼	68	43 - 147	13	30
Styrene	<0.78		107	33.0		ug/Kg	☼	31	27 - 127	9	30
1,1,2,2-Tetrachloroethane	<0.61		107	68.1		ug/Kg	☼	64	16 - 179	18	30
Tetrachloroethene	<1.6		107	52.0		ug/Kg	☼	49	31 - 135	8	30
Toluene	<0.53		107	57.9		ug/Kg	☼	54	39 - 129	10	30
Trichloroethene	<0.75		107	61.3		ug/Kg	☼	57	10 - 177	9	30
1,3,5-Trimethylbenzene	<0.57		107	46.5		ug/Kg	☼	43	10 - 171	12	30
Vinyl chloride	<0.59		42.8	20.4		ug/Kg	☼	48	42 - 120	9	30
Xylenes, Total	<1.1		214	99.9		ug/Kg	☼	47	30 - 131	9	30
1,1,1-Trichloroethane	<1.3		107	58.7		ug/Kg	☼	55	51 - 128	10	30
1,1,2-Trichloroethane	<0.73		107	69.4		ug/Kg	☼	65	10 - 166	15	30
Cyclohexane	<0.94		107	52.2		ug/Kg	☼	49	28 - 120	9	30
1,2-Dibromo-3-Chloropropane	<5.3		107	52.9		ug/Kg	☼	49	10 - 153	20	30
Ethylene Dibromide	<1.0		107	63.0		ug/Kg	☼	59	45 - 127	16	30
Dichlorodifluoromethane	<0.55		42.8	13.5		ug/Kg	☼	32	17 - 120	16	30
cis-1,2-Dichloroethene	<0.55		107	65.9		ug/Kg	☼	61	50 - 120	13	30
trans-1,2-Dichloroethene	<0.63		107	63.1		ug/Kg	☼	59	50 - 123	13	30
Isopropylbenzene	<0.39		107	49.1		ug/Kg	☼	46	21 - 134	8	30
Methyl acetate	<3.9		536	341		ug/Kg	☼	64	33 - 165	11	30
Methyl tert-butyl ether	<0.84		107	74.2		ug/Kg	☼	69	51 - 157	13	30
1,1,2-Trichloro-1,2,2-trifluoroethane	<0.82		107	58.5		ug/Kg	☼	55	50 - 147	13	30
1,2,4-Trichlorobenzene	<0.75		107	19.8		ug/Kg	☼	19	10 - 120	19	30
1,2-Dichlorobenzene	<0.67		107	34.8		ug/Kg	☼	32	17 - 122	22	30
1,3-Dichlorobenzene	<1.4		107	34.3		ug/Kg	☼	32	16 - 126	17	30
1,4-Dichlorobenzene	<0.55		107	33.9		ug/Kg	☼	32	15 - 121	16	30
Trichlorofluoromethane	<0.57		42.8	20.6		ug/Kg	☼	48	36 - 142	9	30
Methylcyclohexane	<1.1		107	50.8		ug/Kg	☼	47	20 - 132	11	30

TestAmerica Canton

# QC Sample Results

Client: GHD Services Inc.  
Project/Site: 58505, Janesville WI, SSOW 108014

TestAmerica Job ID: 240-62022-1

## Method: 8260B - Volatile Organic Compounds (GC/MS) (Continued)

**Lab Sample ID: 240-62022-7 MSD**  
**Matrix: Solid**  
**Analysis Batch: 221434**

**Client Sample ID: SE-031016-JN-017**  
**Prep Type: Total/NA**  
**Prep Batch: 221461**

Analyte	Sample Result	Sample Qualifier	Spike Added	MSD Result	MSD Qualifier	Unit	D	%Rec	%Rec. Limits	RPD	RPD Limit
m-Xylene & p-Xylene	<0.82		107	49.8		ug/Kg	☼	47	29 - 131	10	30
o-Xylene	<1.1		107	50.1		ug/Kg	☼	47	29 - 134	9	30
<b>Surrogate</b>	<b>%Recovery</b>	<b>MSD Qualifier</b>	<b>MSD Limits</b>								
1,2-Dichloroethane-d4 (Surr)	91		58 - 123								
4-Bromofluorobenzene (Surr)	108		52 - 136								
Toluene-d8 (Surr)	103		67 - 125								
Dibromofluoromethane (Surr)	98		37 - 132								

**Lab Sample ID: MB 240-221497/1-A**  
**Matrix: Solid**  
**Analysis Batch: 221767**

**Client Sample ID: Method Blank**  
**Prep Type: Total/NA**  
**Prep Batch: 221497**

Analyte	MB Result	MB Qualifier	LOQ	LOD	Unit	D	Prepared	Analyzed	Dil Fac
Acetone	<230		1000	230	ug/Kg		03/14/16 18:21	03/16/16 15:17	1
Benzene	<9.0		250	9.0	ug/Kg		03/14/16 18:21	03/16/16 15:17	1
Dichlorobromomethane	<38		250	38	ug/Kg		03/14/16 18:21	03/16/16 15:17	1
Bromoform	<61		250	61	ug/Kg		03/14/16 18:21	03/16/16 15:17	1
Bromomethane	<51		250	51	ug/Kg		03/14/16 18:21	03/16/16 15:17	1
2-Butanone (MEK)	<73		1000	73	ug/Kg		03/14/16 18:21	03/16/16 15:17	1
Carbon disulfide	<56		250	56	ug/Kg		03/14/16 18:21	03/16/16 15:17	1
Carbon tetrachloride	<18		250	18	ug/Kg		03/14/16 18:21	03/16/16 15:17	1
Chlorobenzene	<13		250	13	ug/Kg		03/14/16 18:21	03/16/16 15:17	1
Chloroethane	<51		250	51	ug/Kg		03/14/16 18:21	03/16/16 15:17	1
Chloroform	<36		250	36	ug/Kg		03/14/16 18:21	03/16/16 15:17	1
Chloromethane	<48		250	48	ug/Kg		03/14/16 18:21	03/16/16 15:17	1
1,1-Dichloroethane	<35		250	35	ug/Kg		03/14/16 18:21	03/16/16 15:17	1
1,2-Dichloroethane	<10		250	10	ug/Kg		03/14/16 18:21	03/16/16 15:17	1
1,1-Dichloroethene	<30		250	30	ug/Kg		03/14/16 18:21	03/16/16 15:17	1
1,2-Dichloropropane	<32		250	32	ug/Kg		03/14/16 18:21	03/16/16 15:17	1
1,2,4-Trimethylbenzene	<13		250	13	ug/Kg		03/14/16 18:21	03/16/16 15:17	1
cis-1,3-Dichloropropene	<22		250	22	ug/Kg		03/14/16 18:21	03/16/16 15:17	1
trans-1,3-Dichloropropene	<26		250	26	ug/Kg		03/14/16 18:21	03/16/16 15:17	1
Ethylbenzene	<35		250	35	ug/Kg		03/14/16 18:21	03/16/16 15:17	1
2-Hexanone	<84		1000	84	ug/Kg		03/14/16 18:21	03/16/16 15:17	1
Methylene Chloride	<85		250	85	ug/Kg		03/14/16 18:21	03/16/16 15:17	1
4-Methyl-2-pentanone (MIBK)	<56		1000	56	ug/Kg		03/14/16 18:21	03/16/16 15:17	1
Styrene	<27		250	27	ug/Kg		03/14/16 18:21	03/16/16 15:17	1
1,1,2,2-Tetrachloroethane	<25		250	25	ug/Kg		03/14/16 18:21	03/16/16 15:17	1
Tetrachloroethene	<27		250	27	ug/Kg		03/14/16 18:21	03/16/16 15:17	1
Toluene	13.8	J	250	10	ug/Kg		03/14/16 18:21	03/16/16 15:17	1
Trichloroethene	<39		250	39	ug/Kg		03/14/16 18:21	03/16/16 15:17	1
1,3,5-Trimethylbenzene	<15		250	15	ug/Kg		03/14/16 18:21	03/16/16 15:17	1
Vinyl chloride	<17		250	17	ug/Kg		03/14/16 18:21	03/16/16 15:17	1
Xylenes, Total	<32		500	32	ug/Kg		03/14/16 18:21	03/16/16 15:17	1
1,1,1-Trichloroethane	<27		250	27	ug/Kg		03/14/16 18:21	03/16/16 15:17	1
1,1,2-Trichloroethane	<19		250	19	ug/Kg		03/14/16 18:21	03/16/16 15:17	1
Cyclohexane	<30		500	30	ug/Kg		03/14/16 18:21	03/16/16 15:17	1

TestAmerica Canton

# QC Sample Results

Client: GHD Services Inc.  
Project/Site: 58505, Janesville WI, SSOW 108014

TestAmerica Job ID: 240-62022-1

## Method: 8260B - Volatile Organic Compounds (GC/MS) (Continued)

**Lab Sample ID: MB 240-221497/1-A**  
**Matrix: Solid**  
**Analysis Batch: 221767**

**Client Sample ID: Method Blank**  
**Prep Type: Total/NA**  
**Prep Batch: 221497**

Analyte	MB Result	MB Qualifier	LOQ	LOD	Unit	D	Prepared	Analyzed	Dil Fac
1,2-Dibromo-3-Chloropropane	<71		500	71	ug/Kg		03/14/16 18:21	03/16/16 15:17	1
Ethylene Dibromide	<32		250	32	ug/Kg		03/14/16 18:21	03/16/16 15:17	1
Dichlorodifluoromethane	<61		250	61	ug/Kg		03/14/16 18:21	03/16/16 15:17	1
cis-1,2-Dichloroethene	<38		250	38	ug/Kg		03/14/16 18:21	03/16/16 15:17	1
trans-1,2-Dichloroethene	<26		250	26	ug/Kg		03/14/16 18:21	03/16/16 15:17	1
Isopropylbenzene	<13		250	13	ug/Kg		03/14/16 18:21	03/16/16 15:17	1
Methyl acetate	<55		500	55	ug/Kg		03/14/16 18:21	03/16/16 15:17	1
Methyl tert-butyl ether	<30		250	30	ug/Kg		03/14/16 18:21	03/16/16 15:17	1
1,1,2-Trichloro-1,2,2-trifluoroethane	<42		250	42	ug/Kg		03/14/16 18:21	03/16/16 15:17	1
1,2,4-Trichlorobenzene	<30		250	30	ug/Kg		03/14/16 18:21	03/16/16 15:17	1
1,2-Dichlorobenzene	<19		250	19	ug/Kg		03/14/16 18:21	03/16/16 15:17	1
1,3-Dichlorobenzene	<30		250	30	ug/Kg		03/14/16 18:21	03/16/16 15:17	1
1,4-Dichlorobenzene	<41		250	41	ug/Kg		03/14/16 18:21	03/16/16 15:17	1
Trichlorofluoromethane	<35		250	35	ug/Kg		03/14/16 18:21	03/16/16 15:17	1
Chlorodibromomethane	<20		250	20	ug/Kg		03/14/16 18:21	03/16/16 15:17	1
Methylcyclohexane	<38		500	38	ug/Kg		03/14/16 18:21	03/16/16 15:17	1

Surrogate	MB %Recovery	MB Qualifier	Limits	Prepared	Analyzed	Dil Fac
1,2-Dichloroethane-d4 (Surr)	86		39 - 128	03/14/16 18:21	03/16/16 15:17	1
4-Bromofluorobenzene (Surr)	90		26 - 141	03/14/16 18:21	03/16/16 15:17	1
Toluene-d8 (Surr)	94		33 - 134	03/14/16 18:21	03/16/16 15:17	1
Dibromofluoromethane (Surr)	86		30 - 122	03/14/16 18:21	03/16/16 15:17	1

**Lab Sample ID: LCS 240-221497/2-A**  
**Matrix: Solid**  
**Analysis Batch: 221767**

**Client Sample ID: Lab Control Sample**  
**Prep Type: Total/NA**  
**Prep Batch: 221497**

Analyte	Spike Added	LCS Result	LCS Qualifier	Unit	D	%Rec	Limits
Acetone	2000	995	J	ug/Kg		50	16 - 156
Benzene	1000	901		ug/Kg		90	70 - 120
Dichlorobromomethane	1000	771		ug/Kg		77	28 - 123
Bromoform	1000	720		ug/Kg		72	10 - 120
Bromomethane	1000	381		ug/Kg		38	10 - 120
2-Butanone (MEK)	2000	1480		ug/Kg		74	10 - 199
Carbon disulfide	1000	569		ug/Kg		57	10 - 132
Carbon tetrachloride	1000	748		ug/Kg		75	29 - 120
Chlorobenzene	1000	919		ug/Kg		92	71 - 120
Chloroethane	1000	362		ug/Kg		36	10 - 120
Chloroform	1000	889		ug/Kg		89	63 - 120
Chloromethane	1000	689		ug/Kg		69	25 - 120
1,1-Dichloroethane	1000	838		ug/Kg		84	63 - 120
1,2-Dichloroethane	1000	836		ug/Kg		84	68 - 120
1,1-Dichloroethene	1000	718		ug/Kg		72	44 - 143
1,2-Dichloropropane	1000	950		ug/Kg		95	73 - 120
1,2,4-Trimethylbenzene	1000	873		ug/Kg		87	62 - 133
cis-1,3-Dichloropropene	1000	844		ug/Kg		84	25 - 120
trans-1,3-Dichloropropene	1000	801		ug/Kg		80	22 - 122
Ethylbenzene	1000	940		ug/Kg		94	66 - 120

TestAmerica Canton

# QC Sample Results

Client: GHD Services Inc.  
Project/Site: 58505, Janesville WI, SSOW 108014

TestAmerica Job ID: 240-62022-1

## Method: 8260B - Volatile Organic Compounds (GC/MS) (Continued)

**Lab Sample ID: LCS 240-221497/2-A**  
**Matrix: Solid**  
**Analysis Batch: 221767**

**Client Sample ID: Lab Control Sample**  
**Prep Type: Total/NA**  
**Prep Batch: 221497**

Analyte	Spike Added	LCS Result	LCS Qualifier	Unit	D	%Rec	Limits
2-Hexanone	2000	1680		ug/Kg		84	43 - 130
Methylene Chloride	1000	876		ug/Kg		88	27 - 172
4-Methyl-2-pentanone (MIBK)	2000	1850		ug/Kg		92	49 - 121
Styrene	1000	959		ug/Kg		96	60 - 120
1,1,2,2-Tetrachloroethane	1000	941		ug/Kg		94	54 - 121
Tetrachloroethene	1000	938		ug/Kg		94	58 - 131
Toluene	1000	955		ug/Kg		96	66 - 123
Trichloroethene	1000	963		ug/Kg		96	59 - 124
1,3,5-Trimethylbenzene	1000	891		ug/Kg		89	60 - 130
Vinyl chloride	1000	720		ug/Kg		72	33 - 120
Xylenes, Total	2000	1920		ug/Kg		96	68 - 120
1,1,1-Trichloroethane	1000	770		ug/Kg		77	38 - 122
1,1,2-Trichloroethane	1000	933		ug/Kg		93	74 - 120
Cyclohexane	1000	805		ug/Kg		81	40 - 120
1,2-Dibromo-3-Chloropropane	1000	796		ug/Kg		80	10 - 129
Ethylene Dibromide	1000	985		ug/Kg		99	47 - 123
Dichlorodifluoromethane	1000	431		ug/Kg		43	10 - 120
cis-1,2-Dichloroethene	1000	878		ug/Kg		88	60 - 125
trans-1,2-Dichloroethene	1000	856		ug/Kg		86	58 - 121
Isopropylbenzene	1000	1010		ug/Kg		101	61 - 123
Methyl acetate	5000	4340		ug/Kg		87	44 - 173
Methyl tert-butyl ether	1000	869		ug/Kg		87	34 - 157
1,1,2-Trichloro-1,2,2-trifluoroethane	1000	770		ug/Kg		77	48 - 151
1,2,4-Trichlorobenzene	1000	954		ug/Kg		95	41 - 135
1,2-Dichlorobenzene	1000	930		ug/Kg		93	68 - 120
1,3-Dichlorobenzene	1000	919		ug/Kg		92	66 - 121
1,4-Dichlorobenzene	1000	921		ug/Kg		92	65 - 120
Trichlorofluoromethane	1000	729		ug/Kg		73	17 - 145
Methylcyclohexane	1000	817		ug/Kg		82	41 - 133
m-Xylene & p-Xylene	1000	951		ug/Kg		95	67 - 120
o-Xylene	1000	968		ug/Kg		97	68 - 120

Surrogate	LCS %Recovery	LCS Qualifier	Limits
1,2-Dichloroethane-d4 (Surr)	81		39 - 128
4-Bromofluorobenzene (Surr)	86		26 - 141
Toluene-d8 (Surr)	91		33 - 134
Dibromofluoromethane (Surr)	87		30 - 122

**Lab Sample ID: 240-62022-3 MS**  
**Matrix: Solid**  
**Analysis Batch: 221767**

**Client Sample ID: SE-031016-JN-013**  
**Prep Type: Total/NA**  
**Prep Batch: 221497**

Analyte	Sample Result	Sample Qualifier	Spike Added	MS Result	MS Qualifier	Unit	D	%Rec	Limits
Acetone	<870		4520	3570	J	ug/Kg	☼	79	10 - 142
Benzene	<35		2260	1680		ug/Kg	☼	74	10 - 199
Dichlorobromomethane	<150		2260	1500		ug/Kg	☼	66	18 - 133
Bromoform	<240		2260	1430		ug/Kg	☼	63	10 - 147

TestAmerica Canton

# QC Sample Results

Client: GHD Services Inc.  
 Project/Site: 58505, Janesville WI, SSOW 108014

TestAmerica Job ID: 240-62022-1

## Method: 8260B - Volatile Organic Compounds (GC/MS) (Continued)

**Lab Sample ID: 240-62022-3 MS**

**Matrix: Solid**

**Analysis Batch: 221767**

**Client Sample ID: SE-031016-JN-013**

**Prep Type: Total/NA**

**Prep Batch: 221497**

Analyte	Sample	Sample	Spike	MS	MS	Unit	D	%Rec	Limits
	Result	Qualifier	Added	Result	Qualifier				
Bromomethane	<200		2260	768	J	ug/Kg	*	34	10 - 151
2-Butanone (MEK)	<280		4520	4020		ug/Kg	*	89	10 - 172
Carbon disulfide	<220		2260	646	J	ug/Kg	*	29	10 - 155
Carbon tetrachloride	<70		2260	1030		ug/Kg	*	46	12 - 135
Chlorobenzene	<50		2260	1590		ug/Kg	*	70	47 - 120
Chloroethane	<200		2260	784	J	ug/Kg	*	35	10 - 168
Chloroform	<140		2260	1900		ug/Kg	*	84	51 - 120
Chloromethane	<190		2260	1260		ug/Kg	*	55	16 - 120
1,1-Dichloroethane	<140		2260	1710		ug/Kg	*	76	18 - 160
1,2-Dichloroethane	<39		2260	1780		ug/Kg	*	78	25 - 150
1,1-Dichloroethene	<120		2260	1100		ug/Kg	*	49	10 - 179
1,2-Dichloropropane	<120		2260	1950		ug/Kg	*	86	58 - 120
1,2,4-Trimethylbenzene	16000		2260	21600	4	ug/Kg	*	255	10 - 199
cis-1,3-Dichloropropene	<85		2260	1520		ug/Kg	*	67	19 - 121
trans-1,3-Dichloropropene	<100		2260	1400		ug/Kg	*	62	10 - 136
Ethylbenzene	<140		2260	1450		ug/Kg	*	64	27 - 143
2-Hexanone	<320		4520	5140		ug/Kg	*	114	21 - 141
Methylene Chloride	380	J	2260	2040		ug/Kg	*	74	10 - 148
4-Methyl-2-pentanone (MIBK)	<220		4520	5080		ug/Kg	*	112	19 - 151
Styrene	<100		2260	1500		ug/Kg	*	66	31 - 137
1,1,2,2-Tetrachloroethane	<97		2260	2300		ug/Kg	*	102	16 - 158
Tetrachloroethene	<100		2260	1040		ug/Kg	*	46	19 - 153
Toluene	83	J B	2260	1660		ug/Kg	*	70	10 - 168
Trichloroethene	<150		2260	1590		ug/Kg	*	70	10 - 193
1,3,5-Trimethylbenzene	5900		2260	8510		ug/Kg	*	115	10 - 173
Vinyl chloride	<66		2260	1200		ug/Kg	*	53	15 - 123
Xylenes, Total	2400		4520	5310		ug/Kg	*	64	16 - 150
1,1,1-Trichloroethane	<100		2260	1300		ug/Kg	*	57	10 - 159
1,1,2-Trichloroethane	<73		2260	2180		ug/Kg	*	96	34 - 152
Cyclohexane	<120		2260	712	J	ug/Kg	*	31	10 - 154
1,2-Dibromo-3-Chloropropane	<270		2260	1600	J	ug/Kg	*	71	10 - 153
Ethylene Dibromide	<120		2260	1880		ug/Kg	*	83	32 - 127
Dichlorodifluoromethane	<240		2260	420	J	ug/Kg	*	19	10 - 120
cis-1,2-Dichloroethene	<150		2260	1810		ug/Kg	*	80	34 - 137
trans-1,2-Dichloroethene	<100		2260	1440		ug/Kg	*	64	40 - 126
Isopropylbenzene	1000		2260	2220		ug/Kg	*	52	39 - 126
Methyl acetate	<210		11300	12700		ug/Kg	*	112	10 - 175
Methyl tert-butyl ether	<120		2260	2170		ug/Kg	*	96	26 - 159
1,1,2-Trichloro-1,2,2-trifluoroethane	<160		2260	904	J	ug/Kg	*	40	23 - 168
1,2,4-Trichlorobenzene	<120		2260	935	J	ug/Kg	*	41	10 - 136
1,2-Dichlorobenzene	<73		2260	1490		ug/Kg	*	66	27 - 126
1,3-Dichlorobenzene	<120		2260	1270		ug/Kg	*	56	29 - 124
1,4-Dichlorobenzene	<160		2260	1310		ug/Kg	*	58	30 - 123
Trichlorofluoromethane	<140		2260	1040		ug/Kg	*	46	10 - 157
Methylcyclohexane	2000	F1	2260	1470	J F1	ug/Kg	*	-22	11 - 156
m-Xylene & p-Xylene	2400		2260	3890		ug/Kg	*	66	14 - 151
o-Xylene	<66		2260	1420		ug/Kg	*	63	18 - 151

TestAmerica Canton

# QC Sample Results

Client: GHD Services Inc.  
 Project/Site: 58505, Janesville WI, SSOW 108014

TestAmerica Job ID: 240-62022-1

## Method: 8260B - Volatile Organic Compounds (GC/MS) (Continued)

**Lab Sample ID: 240-62022-3 MS**  
**Matrix: Solid**  
**Analysis Batch: 221767**

**Client Sample ID: SE-031016-JN-013**  
**Prep Type: Total/NA**  
**Prep Batch: 221497**

Surrogate	MS %Recovery	MS Qualifier	Limits
1,2-Dichloroethane-d4 (Surr)	84		39 - 128
4-Bromofluorobenzene (Surr)	78		26 - 141
Toluene-d8 (Surr)	72		33 - 134
Dibromofluoromethane (Surr)	89		30 - 122

**Lab Sample ID: 240-62022-3 MSD**  
**Matrix: Solid**  
**Analysis Batch: 221767**

**Client Sample ID: SE-031016-JN-013**  
**Prep Type: Total/NA**  
**Prep Batch: 221497**

Analyte	Sample Result	Sample Qualifier	Spike Added	MSD Result	MSD Qualifier	Unit	D	%Rec	%Rec. Limits	RPD	RPD Limit
Acetone	<870		4630	3600	J	ug/Kg	☼	78	10 - 142	1	30
Benzene	<35		2310	1670		ug/Kg	☼	72	10 - 199	0	30
Dichlorobromomethane	<150		2310	1530		ug/Kg	☼	66	18 - 133	2	30
Bromoform	<240		2310	1390		ug/Kg	☼	60	10 - 147	3	30
Bromomethane	<200		2310	755	J	ug/Kg	☼	33	10 - 151	2	30
2-Butanone (MEK)	<280		4630	4260		ug/Kg	☼	92	10 - 172	6	30
Carbon disulfide	<220		2310	662	J	ug/Kg	☼	29	10 - 155	2	30
Carbon tetrachloride	<70		2310	1090		ug/Kg	☼	47	12 - 135	5	30
Chlorobenzene	<50		2310	1660		ug/Kg	☼	72	47 - 120	5	30
Chloroethane	<200		2310	748	J	ug/Kg	☼	32	10 - 168	5	30
Chloroform	<140		2310	1880		ug/Kg	☼	81	51 - 120	1	30
Chloromethane	<190		2310	1320		ug/Kg	☼	57	16 - 120	5	30
1,1-Dichloroethane	<140		2310	1740		ug/Kg	☼	75	18 - 160	2	30
1,2-Dichloroethane	<39		2310	1910		ug/Kg	☼	82	25 - 150	7	30
1,1-Dichloroethene	<120		2310	1140		ug/Kg	☼	49	10 - 179	4	30
1,2-Dichloropropane	<120		2310	1980		ug/Kg	☼	86	58 - 120	2	30
1,2,4-Trimethylbenzene	16000		2310	19800	4	ug/Kg	☼	171	10 - 199	9	30
cis-1,3-Dichloropropene	<85		2310	1580		ug/Kg	☼	68	19 - 121	4	30
trans-1,3-Dichloropropene	<100		2310	1540		ug/Kg	☼	66	10 - 136	9	30
Ethylbenzene	<140		2310	1500		ug/Kg	☼	65	27 - 143	4	30
2-Hexanone	<320		4630	5490		ug/Kg	☼	119	21 - 141	7	30
Methylene Chloride	380	J	2310	2020		ug/Kg	☼	71	10 - 148	1	30
4-Methyl-2-pentanone (MIBK)	<220		4630	5330		ug/Kg	☼	115	19 - 151	5	30
Styrene	<100		2310	1520		ug/Kg	☼	66	31 - 137	1	30
1,1,2,2-Tetrachloroethane	<97		2310	2400		ug/Kg	☼	104	16 - 158	4	30
Tetrachloroethene	<100		2310	1080		ug/Kg	☼	47	19 - 153	4	30
Toluene	83	J B	2310	1660		ug/Kg	☼	68	10 - 168	0	30
Trichloroethene	<150		2310	1610		ug/Kg	☼	70	10 - 193	2	30
1,3,5-Trimethylbenzene	5900		2310	7790		ug/Kg	☼	82	10 - 173	9	30
Vinyl chloride	<66		2310	1200		ug/Kg	☼	52	15 - 123	0	30
Xylenes, Total	2400		4630	5180		ug/Kg	☼	60	16 - 150	2	30
1,1,1-Trichloroethane	<100		2310	1250		ug/Kg	☼	54	10 - 159	4	30
1,1,2-Trichloroethane	<73		2310	2110		ug/Kg	☼	91	34 - 152	3	30
Cyclohexane	<120		2310	742	J	ug/Kg	☼	32	10 - 154	4	30
1,2-Dibromo-3-Chloropropane	<270		2310	1710	J	ug/Kg	☼	74	10 - 153	7	30
Ethylene Dibromide	<120		2310	1920		ug/Kg	☼	83	32 - 127	2	30
Dichlorodifluoromethane	<240		2310	383	J	ug/Kg	☼	17	10 - 120	9	30
cis-1,2-Dichloroethene	<150		2310	1860		ug/Kg	☼	81	34 - 137	3	30

TestAmerica Canton

# QC Sample Results

Client: GHD Services Inc.  
 Project/Site: 58505, Janesville WI, SSOW 108014

TestAmerica Job ID: 240-62022-1

## Method: 8260B - Volatile Organic Compounds (GC/MS) (Continued)

**Lab Sample ID: 240-62022-3 MSD**  
**Matrix: Solid**  
**Analysis Batch: 221767**

**Client Sample ID: SE-031016-JN-013**  
**Prep Type: Total/NA**  
**Prep Batch: 221497**

Analyte	Sample	Sample	Spike	MSD	MSD	Unit	D	%Rec	Limits	RPD	Limit
	Result	Qualifier	Added	Result	Qualifier						
trans-1,2-Dichloroethene	<100		2310	1510		ug/Kg	☼	65	40 - 126	5	30
Isopropylbenzene	1000		2310	2210		ug/Kg	☼	51	39 - 126	0	30
Methyl acetate	<210		11600	13000		ug/Kg	☼	112	10 - 175	2	30
Methyl tert-butyl ether	<120		2310	2240		ug/Kg	☼	97	26 - 159	3	30
1,1,2-Trichloro-1,2,2-trifluoroethane	<160		2310	976		ug/Kg	☼	42	23 - 168	8	30
1,2,4-Trichlorobenzene	<120		2310	929	J	ug/Kg	☼	40	10 - 136	1	30
1,2-Dichlorobenzene	<73		2310	1430		ug/Kg	☼	62	27 - 126	4	30
1,3-Dichlorobenzene	<120		2310	1280		ug/Kg	☼	55	29 - 124	1	30
1,4-Dichlorobenzene	<160		2310	1320		ug/Kg	☼	57	30 - 123	1	30
Trichlorofluoromethane	<140		2310	1050		ug/Kg	☼	46	10 - 157	1	30
Methylcyclohexane	2000	F1	2310	1510	J F1	ug/Kg	☼	-20	11 - 156	3	30
m-Xylene & p-Xylene	2400		2310	3730		ug/Kg	☼	57	14 - 151	4	30
o-Xylene	<66		2310	1450		ug/Kg	☼	63	18 - 151	2	30

Surrogate	MSD	MSD	Limits
	%Recovery	Qualifier	
1,2-Dichloroethane-d4 (Surr)	86		39 - 128
4-Bromofluorobenzene (Surr)	80		26 - 141
Toluene-d8 (Surr)	73		33 - 134
Dibromofluoromethane (Surr)	89		30 - 122

**Lab Sample ID: MB 240-221688/8**  
**Matrix: Solid**  
**Analysis Batch: 221688**

**Client Sample ID: Method Blank**  
**Prep Type: Total/NA**

Analyte	MB	MB	LOQ	LOD	Unit	D	Prepared	Analyzed	Dil Fac
	Result	Qualifier							
Acetone	<5.7		20	5.7	ug/Kg			03/16/16 02:27	1
Benzene	<0.90		5.0	0.90	ug/Kg			03/16/16 02:27	1
Dichlorobromomethane	<0.29		5.0	0.29	ug/Kg			03/16/16 02:27	1
Bromoform	<0.24		5.0	0.24	ug/Kg			03/16/16 02:27	1
Bromomethane	<0.42		5.0	0.42	ug/Kg			03/16/16 02:27	1
2-Butanone (MEK)	<1.1		20	1.1	ug/Kg			03/16/16 02:27	1
Carbon disulfide	<0.59		5.0	0.59	ug/Kg			03/16/16 02:27	1
Carbon tetrachloride	<0.65		5.0	0.65	ug/Kg			03/16/16 02:27	1
Chlorobenzene	<0.53		5.0	0.53	ug/Kg			03/16/16 02:27	1
Chloroethane	<0.44		5.0	0.44	ug/Kg			03/16/16 02:27	1
Chloroform	<0.36		5.0	0.36	ug/Kg			03/16/16 02:27	1
Chloromethane	<0.79		5.0	0.79	ug/Kg			03/16/16 02:27	1
1,1-Dichloroethane	<0.34		5.0	0.34	ug/Kg			03/16/16 02:27	1
1,2-Dichloroethane	<0.46		5.0	0.46	ug/Kg			03/16/16 02:27	1
1,1-Dichloroethene	<0.80		5.0	0.80	ug/Kg			03/16/16 02:27	1
1,2-Dichloropropane	<0.14		5.0	0.14	ug/Kg			03/16/16 02:27	1
1,2,4-Trimethylbenzene	<0.58		5.0	0.58	ug/Kg			03/16/16 02:27	1
cis-1,3-Dichloropropene	<0.71		5.0	0.71	ug/Kg			03/16/16 02:27	1
trans-1,3-Dichloropropene	<0.29		5.0	0.29	ug/Kg			03/16/16 02:27	1
Ethylbenzene	<0.32		5.0	0.32	ug/Kg			03/16/16 02:27	1
2-Hexanone	<0.68		20	0.68	ug/Kg			03/16/16 02:27	1
Methylene Chloride	1.54	J	5.0	0.74	ug/Kg			03/16/16 02:27	1

TestAmerica Canton



# QC Sample Results

Client: GHD Services Inc.  
Project/Site: 58505, Janesville WI, SSOW 108014

TestAmerica Job ID: 240-62022-1

## Method: 8260B - Volatile Organic Compounds (GC/MS) (Continued)

**Lab Sample ID: MB 240-221688/8**  
**Matrix: Solid**  
**Analysis Batch: 221688**

**Client Sample ID: Method Blank**  
**Prep Type: Total/NA**

Analyte	MB Result	MB Qualifier	LOQ	LOD	Unit	D	Prepared	Analyzed	Dil Fac
4-Methyl-2-pentanone (MIBK)	<1.2		20	1.2	ug/Kg			03/16/16 02:27	1
Styrene	<0.40		5.0	0.40	ug/Kg			03/16/16 02:27	1
1,1,2,2-Tetrachloroethane	<0.31		5.0	0.31	ug/Kg			03/16/16 02:27	1
Tetrachloroethene	<0.80		5.0	0.80	ug/Kg			03/16/16 02:27	1
Toluene	<0.27		5.0	0.27	ug/Kg			03/16/16 02:27	1
Trichloroethene	<0.38		5.0	0.38	ug/Kg			03/16/16 02:27	1
1,3,5-Trimethylbenzene	<0.29		5.0	0.29	ug/Kg			03/16/16 02:27	1
Vinyl chloride	<0.30		5.0	0.30	ug/Kg			03/16/16 02:27	1
Xylenes, Total	<0.54		10	0.54	ug/Kg			03/16/16 02:27	1
1,1,1-Trichloroethane	<0.65		5.0	0.65	ug/Kg			03/16/16 02:27	1
1,1,2-Trichloroethane	<0.37		5.0	0.37	ug/Kg			03/16/16 02:27	1
Cyclohexane	<0.48		10	0.48	ug/Kg			03/16/16 02:27	1
1,2-Dibromo-3-Chloropropane	<2.7		10	2.7	ug/Kg			03/16/16 02:27	1
Ethylene Dibromide	<0.53		5.0	0.53	ug/Kg			03/16/16 02:27	1
Dichlorodifluoromethane	<0.28		5.0	0.28	ug/Kg			03/16/16 02:27	1
cis-1,2-Dichloroethene	<0.28		5.0	0.28	ug/Kg			03/16/16 02:27	1
trans-1,2-Dichloroethene	<0.32		5.0	0.32	ug/Kg			03/16/16 02:27	1
Isopropylbenzene	<0.20		5.0	0.20	ug/Kg			03/16/16 02:27	1
Methyl acetate	<2.0		10	2.0	ug/Kg			03/16/16 02:27	1
Methyl tert-butyl ether	<0.43		5.0	0.43	ug/Kg			03/16/16 02:27	1
1,1,2-Trichloro-1,2,2-trifluoroethane	<0.42		5.0	0.42	ug/Kg			03/16/16 02:27	1
1,2,4-Trichlorobenzene	<0.38		5.0	0.38	ug/Kg			03/16/16 02:27	1
1,2-Dichlorobenzene	<0.34		5.0	0.34	ug/Kg			03/16/16 02:27	1
1,3-Dichlorobenzene	<0.69		5.0	0.69	ug/Kg			03/16/16 02:27	1
1,4-Dichlorobenzene	<0.28		5.0	0.28	ug/Kg			03/16/16 02:27	1
Trichlorofluoromethane	<0.29		5.0	0.29	ug/Kg			03/16/16 02:27	1
Chlorodibromomethane	<0.37		5.0	0.37	ug/Kg			03/16/16 02:27	1
Methylcyclohexane	<0.58		10	0.58	ug/Kg			03/16/16 02:27	1

Surrogate	MB %Recovery	MB Qualifier	Limits	Prepared	Analyzed	Dil Fac
1,2-Dichloroethane-d4 (Surr)	73		58 - 123		03/16/16 02:27	1
4-Bromofluorobenzene (Surr)	80		52 - 136		03/16/16 02:27	1
Toluene-d8 (Surr)	84		67 - 125		03/16/16 02:27	1
Dibromofluoromethane (Surr)	80		37 - 132		03/16/16 02:27	1

**Lab Sample ID: LCS 240-221688/6**  
**Matrix: Solid**  
**Analysis Batch: 221688**

**Client Sample ID: Lab Control Sample**  
**Prep Type: Total/NA**

Analyte	Spike Added	LCS Result	LCS Qualifier	Unit	D	%Rec	%Rec. Limits
Acetone	100	81.2		ug/Kg		81	41 - 137
Benzene	50.0	47.1		ug/Kg		94	79 - 120
Dichlorobromomethane	50.0	51.7		ug/Kg		103	80 - 122
Bromoform	50.0	58.3		ug/Kg		117	62 - 133
Bromomethane	50.0	45.4		ug/Kg		91	42 - 136
2-Butanone (MEK)	100	88.9		ug/Kg		89	52 - 131
Carbon disulfide	50.0	60.4		ug/Kg		121	62 - 146
Carbon tetrachloride	50.0	55.8		ug/Kg		112	71 - 129

TestAmerica Canton

# QC Sample Results

Client: GHD Services Inc.  
 Project/Site: 58505, Janesville WI, SSOW 108014

TestAmerica Job ID: 240-62022-1

## Method: 8260B - Volatile Organic Compounds (GC/MS) (Continued)

**Lab Sample ID: LCS 240-221688/6**  
**Matrix: Solid**  
**Analysis Batch: 221688**

**Client Sample ID: Lab Control Sample**  
**Prep Type: Total/NA**

Analyte	Spike Added	LCS Result	LCS Qualifier	Unit	D	%Rec	%Rec. Limits
Chlorobenzene	50.0	45.4		ug/Kg		91	78 - 120
Chloroethane	50.0	42.4		ug/Kg		85	58 - 120
Chloroform	50.0	48.2		ug/Kg		96	77 - 120
Chloromethane	50.0	45.3		ug/Kg		91	50 - 120
1,1-Dichloroethane	50.0	47.7		ug/Kg		95	76 - 120
1,2-Dichloroethane	50.0	47.4		ug/Kg		95	72 - 120
1,1-Dichloroethene	50.0	53.6		ug/Kg		107	75 - 135
1,2-Dichloropropane	50.0	50.2		ug/Kg		100	80 - 120
1,2,4-Trimethylbenzene	50.0	50.5		ug/Kg		101	80 - 129
cis-1,3-Dichloropropene	50.0	48.9		ug/Kg		98	74 - 128
trans-1,3-Dichloropropene	50.0	41.7		ug/Kg		83	73 - 131
Ethylbenzene	50.0	47.4		ug/Kg		95	79 - 120
2-Hexanone	100	89.0		ug/Kg		89	64 - 136
Methylene Chloride	50.0	53.8		ug/Kg		108	75 - 120
4-Methyl-2-pentanone (MIBK)	100	107		ug/Kg		107	67 - 135
Styrene	50.0	51.8		ug/Kg		104	80 - 120
1,1,2,2-Tetrachloroethane	50.0	48.8		ug/Kg		98	77 - 123
Tetrachloroethene	50.0	49.1		ug/Kg		98	79 - 120
Toluene	50.0	47.1		ug/Kg		94	75 - 120
Trichloroethene	50.0	51.4		ug/Kg		103	79 - 120
1,3,5-Trimethylbenzene	50.0	50.5		ug/Kg		101	78 - 128
Vinyl chloride	50.0	47.5		ug/Kg		95	57 - 120
Xylenes, Total	100	96.3		ug/Kg		96	80 - 120
1,1,1-Trichloroethane	50.0	51.7		ug/Kg		103	77 - 126
1,1,2-Trichloroethane	50.0	49.5		ug/Kg		99	80 - 120
Cyclohexane	50.0	49.5		ug/Kg		99	66 - 120
1,2-Dibromo-3-Chloropropane	50.0	51.2		ug/Kg		102	61 - 132
Ethylene Dibromide	50.0	51.3		ug/Kg		103	80 - 120
Dichlorodifluoromethane	50.0	38.8		ug/Kg		78	26 - 120
cis-1,2-Dichloroethene	50.0	48.1		ug/Kg		96	76 - 120
trans-1,2-Dichloroethene	50.0	49.2		ug/Kg		98	78 - 120
Isopropylbenzene	50.0	50.7		ug/Kg		101	76 - 122
Methyl acetate	250	273		ug/Kg		109	57 - 130
Methyl tert-butyl ether	50.0	46.5		ug/Kg		93	49 - 165
1,1,2-Trichloro-1,2,2-trifluoroethane	50.0	53.3		ug/Kg		107	80 - 138
1,2,4-Trichlorobenzene	50.0	49.3		ug/Kg		99	64 - 124
1,2-Dichlorobenzene	50.0	46.6		ug/Kg		93	76 - 120
1,3-Dichlorobenzene	50.0	47.5		ug/Kg		95	78 - 120
1,4-Dichlorobenzene	50.0	46.8		ug/Kg		94	75 - 120
Trichlorofluoromethane	50.0	54.8		ug/Kg		110	57 - 146
Methylcyclohexane	50.0	48.1		ug/Kg		96	70 - 126
m-Xylene & p-Xylene	50.0	48.8		ug/Kg		98	80 - 120
o-Xylene	50.0	47.5		ug/Kg		95	80 - 120

Surrogate	LCS %Recovery	LCS Qualifier	Limits
1,2-Dichloroethane-d4 (Surr)	95		58 - 123
4-Bromofluorobenzene (Surr)	101		52 - 136

TestAmerica Canton

# QC Sample Results

Client: GHD Services Inc.  
Project/Site: 58505, Janesville WI, SSOW 108014

TestAmerica Job ID: 240-62022-1

## Method: 8260B - Volatile Organic Compounds (GC/MS) (Continued)

**Lab Sample ID: LCS 240-221688/6**  
**Matrix: Solid**  
**Analysis Batch: 221688**

**Client Sample ID: Lab Control Sample**  
**Prep Type: Total/NA**

Surrogate	LCS %Recovery	LCS Qualifier	Limits
Toluene-d8 (Surr)	108		67 - 125
Dibromofluoromethane (Surr)	108		37 - 132

**Lab Sample ID: 240-62022-13 MS**  
**Matrix: Solid**  
**Analysis Batch: 221688**

**Client Sample ID: SE-031016-JN-023**  
**Prep Type: Total/NA**  
**Prep Batch: 221689**

Analyte	Sample Result	Sample Qualifier	Spike Added	MS Result	MS Qualifier	Unit	D	%Rec	Limits
Acetone	<12		107	66.9		ug/Kg	☼	63	24 - 140
Benzene	<2.0		53.4	30.8		ug/Kg	☼	58	53 - 120
Dichlorobromomethane	<0.63		53.4	27.7		ug/Kg	☼	52	35 - 132
Bromoform	<0.52		53.4	21.3		ug/Kg	☼	40	18 - 129
Bromomethane	<0.92		53.4	30.8		ug/Kg	☼	58	33 - 130
2-Butanone (MEK)	<2.4		107	55.3		ug/Kg	☼	52	30 - 143
Carbon disulfide	<1.3		53.4	33.4		ug/Kg	☼	62	20 - 151
Carbon tetrachloride	<1.4		53.4	34.0		ug/Kg	☼	64	32 - 137
Chlorobenzene	<1.2		53.4	23.3		ug/Kg	☼	44	37 - 120
Chloroethane	<0.96		53.4	29.5		ug/Kg	☼	55	45 - 120
Chloroform	<0.78		53.4	31.1		ug/Kg	☼	58	53 - 120
Chloromethane	<1.7		53.4	28.9		ug/Kg	☼	54	34 - 120
1,1-Dichloroethane	<0.74		53.4	31.5		ug/Kg	☼	59	54 - 122
1,2-Dichloroethane	<1.0		53.4	28.3		ug/Kg	☼	53	49 - 123
1,1-Dichloroethene	<1.7		53.4	37.6		ug/Kg	☼	70	49 - 157
1,2-Dichloropropane	<0.31	F1	53.4	30.5	F1	ug/Kg	☼	57	61 - 120
1,2,4-Trimethylbenzene	<1.3		53.4	22.4		ug/Kg	☼	42	10 - 173
cis-1,3-Dichloropropene	<1.5		53.4	23.3		ug/Kg	☼	44	27 - 133
trans-1,3-Dichloropropene	<0.63		53.4	21.4		ug/Kg	☼	40	28 - 137
Ethylbenzene	<0.70		53.4	26.8		ug/Kg	☼	50	30 - 131
2-Hexanone	<1.5		107	48.2		ug/Kg	☼	45	37 - 147
Methylene Chloride	4.8	J B	53.4	39.0		ug/Kg	☼	64	54 - 120
4-Methyl-2-pentanone (MIBK)	<2.7		107	62.8		ug/Kg	☼	59	43 - 147
Styrene	<0.87		53.4	22.0		ug/Kg	☼	41	27 - 127
1,1,2,2-Tetrachloroethane	<0.68		53.4	25.0		ug/Kg	☼	47	16 - 179
Tetrachloroethene	<1.7		53.4	29.7		ug/Kg	☼	56	31 - 135
Toluene	<0.59		53.4	28.1		ug/Kg	☼	53	39 - 129
Trichloroethene	<0.83		53.4	30.2		ug/Kg	☼	56	10 - 177
1,3,5-Trimethylbenzene	<0.63		53.4	24.7		ug/Kg	☼	46	10 - 171
Vinyl chloride	<0.65		53.4	31.0		ug/Kg	☼	58	42 - 120
Xylenes, Total	<1.2		107	52.0		ug/Kg	☼	49	30 - 131
1,1,1-Trichloroethane	<1.4		53.4	34.0		ug/Kg	☼	64	51 - 128
1,1,2-Trichloroethane	<0.81		53.4	27.9		ug/Kg	☼	52	10 - 166
Cyclohexane	<1.0		53.4	32.9		ug/Kg	☼	62	28 - 120
1,2-Dibromo-3-Chloropropane	<5.9		53.4	14.7	J	ug/Kg	☼	28	10 - 153
Ethylene Dibromide	<1.2		53.4	26.9		ug/Kg	☼	50	45 - 127
Dichlorodifluoromethane	<0.61		53.4	25.9		ug/Kg	☼	49	17 - 120
cis-1,2-Dichloroethene	<0.61		53.4	31.0		ug/Kg	☼	58	50 - 120
trans-1,2-Dichloroethene	<0.70		53.4	33.2		ug/Kg	☼	62	50 - 123
Isopropylbenzene	<0.44		53.4	27.1		ug/Kg	☼	51	21 - 134

TestAmerica Canton

# QC Sample Results

Client: GHD Services Inc.  
Project/Site: 58505, Janesville WI, SSOW 108014

TestAmerica Job ID: 240-62022-1

## Method: 8260B - Volatile Organic Compounds (GC/MS) (Continued)

**Lab Sample ID: 240-62022-13 MS**

**Matrix: Solid**

**Analysis Batch: 221688**

**Client Sample ID: SE-031016-JN-023**

**Prep Type: Total/NA**

**Prep Batch: 221689**

Analyte	Sample	Sample	Spike	MS	MS	Unit	D	%Rec	Limits	
	Result	Qualifier	Added	Result	Qualifier					
Methyl acetate	<4.4		267	151		ug/Kg	☼	57	33 - 165	
Methyl tert-butyl ether	<0.94		53.4	29.1		ug/Kg	☼	55	51 - 157	
1,1,2-Trichloro-1,2,2-trifluoroethane	<0.92		53.4	37.9		ug/Kg	☼	71	50 - 147	
1,2,4-Trichlorobenzene	<0.83		53.4	8.08	J	ug/Kg	☼	15	10 - 120	
1,2-Dichlorobenzene	<0.74		53.4	15.3		ug/Kg	☼	29	17 - 122	
1,3-Dichlorobenzene	<1.5		53.4	17.4		ug/Kg	☼	33	16 - 126	
1,4-Dichlorobenzene	<0.61		53.4	16.8		ug/Kg	☼	31	15 - 121	
Trichlorofluoromethane	<0.63		53.4	34.3		ug/Kg	☼	64	36 - 142	
Methylcyclohexane	<1.3		53.4	28.7		ug/Kg	☼	54	20 - 132	
m-Xylene & p-Xylene	<0.92		53.4	26.3		ug/Kg	☼	49	29 - 131	
o-Xylene	<1.2		53.4	25.7		ug/Kg	☼	48	29 - 134	
<b>MS MS</b>										
Surrogate	%Recovery	Qualifier	Limits							
1,2-Dichloroethane-d4 (Surr)	79		58 - 123							
4-Bromofluorobenzene (Surr)	80		52 - 136							
Toluene-d8 (Surr)	87		67 - 125							
Dibromofluoromethane (Surr)	87		37 - 132							

**Lab Sample ID: 240-62022-13 MSD**

**Matrix: Solid**

**Analysis Batch: 221688**

**Client Sample ID: SE-031016-JN-023**

**Prep Type: Total/NA**

**Prep Batch: 221689**

Analyte	Sample	Sample	Spike	MSD	MSD	Unit	D	%Rec	Limits	RPD	Limit
	Result	Qualifier	Added	Result	Qualifier						
Acetone	<12		108	63.9		ug/Kg	☼	59	24 - 140	4	30
Benzene	<2.0		54.0	30.6		ug/Kg	☼	57	53 - 120	1	30
Dichlorobromomethane	<0.63		54.0	27.8		ug/Kg	☼	52	35 - 132	0	30
Bromoform	<0.52		54.0	21.0		ug/Kg	☼	39	18 - 129	1	30
Bromomethane	<0.92		54.0	35.9		ug/Kg	☼	66	33 - 130	15	30
2-Butanone (MEK)	<2.4		108	56.6		ug/Kg	☼	52	30 - 143	2	30
Carbon disulfide	<1.3		54.0	31.5		ug/Kg	☼	58	20 - 151	6	30
Carbon tetrachloride	<1.4		54.0	34.6		ug/Kg	☼	64	32 - 137	2	30
Chlorobenzene	<1.2		54.0	22.5		ug/Kg	☼	42	37 - 120	3	30
Chloroethane	<0.96		54.0	33.6		ug/Kg	☼	62	45 - 120	13	30
Chloroform	<0.78		54.0	31.7		ug/Kg	☼	59	53 - 120	2	30
Chloromethane	<1.7		54.0	32.4		ug/Kg	☼	60	34 - 120	12	30
1,1-Dichloroethane	<0.74		54.0	32.2		ug/Kg	☼	60	54 - 122	2	30
1,2-Dichloroethane	<1.0		54.0	29.9		ug/Kg	☼	55	49 - 123	6	30
1,1-Dichloroethene	<1.7		54.0	37.7		ug/Kg	☼	70	49 - 157	0	30
1,2-Dichloropropane	<0.31	F1	54.0	31.0	F1	ug/Kg	☼	57	61 - 120	2	30
1,2,4-Trimethylbenzene	<1.3		54.0	21.1		ug/Kg	☼	39	10 - 173	6	30
cis-1,3-Dichloropropene	<1.5		54.0	23.1		ug/Kg	☼	43	27 - 133	1	30
trans-1,3-Dichloropropene	<0.63		54.0	22.1		ug/Kg	☼	41	28 - 137	3	30
Ethylbenzene	<0.70		54.0	25.6		ug/Kg	☼	48	30 - 131	5	30
2-Hexanone	<1.5		108	48.8		ug/Kg	☼	45	37 - 147	1	30
Methylene Chloride	4.8	J B	54.0	40.2		ug/Kg	☼	66	54 - 120	3	30
4-Methyl-2-pentanone (MIBK)	<2.7		108	63.7		ug/Kg	☼	59	43 - 147	1	30
Styrene	<0.87		54.0	20.4		ug/Kg	☼	38	27 - 127	7	30

TestAmerica Canton

# QC Sample Results

Client: GHD Services Inc.  
 Project/Site: 58505, Janesville WI, SSOW 108014

TestAmerica Job ID: 240-62022-1

## Method: 8260B - Volatile Organic Compounds (GC/MS) (Continued)

**Lab Sample ID: 240-62022-13 MSD**  
**Matrix: Solid**  
**Analysis Batch: 221688**

**Client Sample ID: SE-031016-JN-023**  
**Prep Type: Total/NA**  
**Prep Batch: 221689**

Analyte	Sample	Sample	Spike	MSD	MSD	Unit	D	%Rec	%Rec.	RPD	Limit
	Result	Qualifier	Added	Result	Qualifier				Limits		
1,1,2,2-Tetrachloroethane	<0.68		54.0	24.9		ug/Kg	☼	46	16 - 179	1	30
Tetrachloroethene	<1.7		54.0	27.8		ug/Kg	☼	52	31 - 135	7	30
Toluene	<0.59		54.0	28.3		ug/Kg	☼	52	39 - 129	1	30
Trichloroethene	<0.83		54.0	29.1		ug/Kg	☼	54	10 - 177	4	30
1,3,5-Trimethylbenzene	<0.63		54.0	23.1		ug/Kg	☼	43	10 - 171	7	30
Vinyl chloride	<0.65		54.0	33.4		ug/Kg	☼	62	42 - 120	7	30
Xylenes, Total	<1.2		108	48.9		ug/Kg	☼	45	30 - 131	6	30
1,1,1-Trichloroethane	<1.4		54.0	33.6		ug/Kg	☼	62	51 - 128	1	30
1,1,2-Trichloroethane	<0.81		54.0	28.5		ug/Kg	☼	53	10 - 166	2	30
Cyclohexane	<1.0		54.0	33.6		ug/Kg	☼	62	28 - 120	2	30
1,2-Dibromo-3-Chloropropane	<5.9		54.0	14.6	J	ug/Kg	☼	27	10 - 153	1	30
Ethylene Dibromide	<1.2		54.0	27.3		ug/Kg	☼	51	45 - 127	1	30
Dichlorodifluoromethane	<0.61		54.0	28.6		ug/Kg	☼	53	17 - 120	10	30
cis-1,2-Dichloroethene	<0.61		54.0	30.8		ug/Kg	☼	57	50 - 120	1	30
trans-1,2-Dichloroethene	<0.70		54.0	32.3		ug/Kg	☼	60	50 - 123	3	30
Isopropylbenzene	<0.44		54.0	24.8		ug/Kg	☼	46	21 - 134	9	30
Methyl acetate	<4.4		270	143		ug/Kg	☼	53	33 - 165	5	30
Methyl tert-butyl ether	<0.94		54.0	31.0		ug/Kg	☼	57	51 - 157	6	30
1,1,2-Trichloro-1,2,2-trifluoroethane	<0.92		54.0	36.5		ug/Kg	☼	68	50 - 147	4	30
1,2,4-Trichlorobenzene	<0.83		54.0	7.35	J	ug/Kg	☼	14	10 - 120	9	30
1,2-Dichlorobenzene	<0.74		54.0	14.1		ug/Kg	☼	26	17 - 122	8	30
1,3-Dichlorobenzene	<1.5		54.0	15.3		ug/Kg	☼	28	16 - 126	13	30
1,4-Dichlorobenzene	<0.61		54.0	15.2		ug/Kg	☼	28	15 - 121	10	30
Trichlorofluoromethane	<0.63		54.0	38.5		ug/Kg	☼	71	36 - 142	12	30
Methylcyclohexane	<1.3		54.0	30.2		ug/Kg	☼	56	20 - 132	5	30
m-Xylene & p-Xylene	<0.92		54.0	24.8		ug/Kg	☼	46	29 - 131	6	30
o-Xylene	<1.2		54.0	24.1		ug/Kg	☼	45	29 - 134	6	30

Surrogate	MSD	MSD	Limits
	%Recovery	Qualifier	
1,2-Dichloroethane-d4 (Surr)	91		58 - 123
4-Bromofluorobenzene (Surr)	91		52 - 136
Toluene-d8 (Surr)	101		67 - 125
Dibromofluoromethane (Surr)	97		37 - 132

**Lab Sample ID: MB 240-221763/5**  
**Matrix: Solid**  
**Analysis Batch: 221763**

**Client Sample ID: Method Blank**  
**Prep Type: Total/NA**

Analyte	MB	MB	LOQ	LOD	Unit	D	Prepared	Analyzed	Dil Fac
	Result	Qualifier							
Acetone	10.0	J	20	5.7	ug/Kg			03/16/16 12:09	1
Benzene	<0.90		5.0	0.90	ug/Kg			03/16/16 12:09	1
Dichlorobromomethane	<0.29		5.0	0.29	ug/Kg			03/16/16 12:09	1
Bromoform	<0.24		5.0	0.24	ug/Kg			03/16/16 12:09	1
Bromomethane	<0.42		5.0	0.42	ug/Kg			03/16/16 12:09	1
2-Butanone (MEK)	1.17	J	20	1.1	ug/Kg			03/16/16 12:09	1
Carbon disulfide	<0.59		5.0	0.59	ug/Kg			03/16/16 12:09	1
Carbon tetrachloride	<0.65		5.0	0.65	ug/Kg			03/16/16 12:09	1

TestAmerica Canton

# QC Sample Results

Client: GHD Services Inc.  
 Project/Site: 58505, Janesville WI, SSOW 108014

TestAmerica Job ID: 240-62022-1

## Method: 8260B - Volatile Organic Compounds (GC/MS) (Continued)

**Lab Sample ID: MB 240-221763/5**  
**Matrix: Solid**  
**Analysis Batch: 221763**

**Client Sample ID: Method Blank**  
**Prep Type: Total/NA**

Analyte	MB Result	MB Qualifier	LOQ	LOD	Unit	D	Prepared	Analyzed	Dil Fac
Chlorobenzene	<0.53		5.0	0.53	ug/Kg			03/16/16 12:09	1
Chloroethane	<0.44		5.0	0.44	ug/Kg			03/16/16 12:09	1
Chloroform	<0.36		5.0	0.36	ug/Kg			03/16/16 12:09	1
Chloromethane	<0.79		5.0	0.79	ug/Kg			03/16/16 12:09	1
1,1-Dichloroethane	<0.34		5.0	0.34	ug/Kg			03/16/16 12:09	1
1,2-Dichloroethane	<0.46		5.0	0.46	ug/Kg			03/16/16 12:09	1
1,1-Dichloroethene	<0.80		5.0	0.80	ug/Kg			03/16/16 12:09	1
1,2-Dichloropropane	<0.14		5.0	0.14	ug/Kg			03/16/16 12:09	1
1,2,4-Trimethylbenzene	<0.58		5.0	0.58	ug/Kg			03/16/16 12:09	1
cis-1,3-Dichloropropene	<0.71		5.0	0.71	ug/Kg			03/16/16 12:09	1
trans-1,3-Dichloropropene	<0.29		5.0	0.29	ug/Kg			03/16/16 12:09	1
Ethylbenzene	<0.32		5.0	0.32	ug/Kg			03/16/16 12:09	1
2-Hexanone	<0.68		20	0.68	ug/Kg			03/16/16 12:09	1
Methylene Chloride	3.67	J	5.0	0.74	ug/Kg			03/16/16 12:09	1
4-Methyl-2-pentanone (MIBK)	<1.2		20	1.2	ug/Kg			03/16/16 12:09	1
Styrene	<0.40		5.0	0.40	ug/Kg			03/16/16 12:09	1
1,1,2,2-Tetrachloroethane	<0.31		5.0	0.31	ug/Kg			03/16/16 12:09	1
Tetrachloroethene	<0.80		5.0	0.80	ug/Kg			03/16/16 12:09	1
Toluene	<0.27		5.0	0.27	ug/Kg			03/16/16 12:09	1
Trichloroethene	<0.38		5.0	0.38	ug/Kg			03/16/16 12:09	1
1,3,5-Trimethylbenzene	<0.29		5.0	0.29	ug/Kg			03/16/16 12:09	1
Vinyl chloride	<0.30		5.0	0.30	ug/Kg			03/16/16 12:09	1
Xylenes, Total	<0.54		10	0.54	ug/Kg			03/16/16 12:09	1
1,1,1-Trichloroethane	<0.65		5.0	0.65	ug/Kg			03/16/16 12:09	1
1,1,2-Trichloroethane	<0.37		5.0	0.37	ug/Kg			03/16/16 12:09	1
Cyclohexane	<0.48		10	0.48	ug/Kg			03/16/16 12:09	1
1,2-Dibromo-3-Chloropropane	<2.7		10	2.7	ug/Kg			03/16/16 12:09	1
Ethylene Dibromide	<0.53		5.0	0.53	ug/Kg			03/16/16 12:09	1
Dichlorodifluoromethane	<0.28		5.0	0.28	ug/Kg			03/16/16 12:09	1
cis-1,2-Dichloroethene	<0.28		5.0	0.28	ug/Kg			03/16/16 12:09	1
trans-1,2-Dichloroethene	<0.32		5.0	0.32	ug/Kg			03/16/16 12:09	1
Isopropylbenzene	<0.20		5.0	0.20	ug/Kg			03/16/16 12:09	1
Methyl acetate	<2.0		10	2.0	ug/Kg			03/16/16 12:09	1
Methyl tert-butyl ether	<0.43		5.0	0.43	ug/Kg			03/16/16 12:09	1
1,1,2-Trichloro-1,2,2-trifluoroethane	<0.42		5.0	0.42	ug/Kg			03/16/16 12:09	1
1,2,4-Trichlorobenzene	<0.38		5.0	0.38	ug/Kg			03/16/16 12:09	1
1,2-Dichlorobenzene	<0.34		5.0	0.34	ug/Kg			03/16/16 12:09	1
1,3-Dichlorobenzene	<0.69		5.0	0.69	ug/Kg			03/16/16 12:09	1
1,4-Dichlorobenzene	<0.28		5.0	0.28	ug/Kg			03/16/16 12:09	1
Trichlorofluoromethane	<0.29		5.0	0.29	ug/Kg			03/16/16 12:09	1
Chlorodibromomethane	<0.37		5.0	0.37	ug/Kg			03/16/16 12:09	1
Methylcyclohexane	<0.58		10	0.58	ug/Kg			03/16/16 12:09	1

Surrogate	MB %Recovery	MB Qualifier	Limits	Prepared	Analyzed	Dil Fac
1,2-Dichloroethane-d4 (Surr)	93		58 - 123		03/16/16 12:09	1
4-Bromofluorobenzene (Surr)	103		52 - 136		03/16/16 12:09	1
Toluene-d8 (Surr)	108		67 - 125		03/16/16 12:09	1
Dibromofluoromethane (Surr)	101		37 - 132		03/16/16 12:09	1

TestAmerica Canton

# QC Sample Results

Client: GHD Services Inc.  
Project/Site: 58505, Janesville WI, SSOW 108014

TestAmerica Job ID: 240-62022-1

Lab Sample ID: LCS 240-221763/4  
Matrix: Solid  
Analysis Batch: 221763

Client Sample ID: Lab Control Sample  
Prep Type: Total/NA

Analyte	Spike Added	LCS Result	LCS Qualifier	Unit	D	%Rec	%Rec. Limits
Acetone	100	105		ug/Kg		105	41 - 137
Benzene	50.0	48.4		ug/Kg		97	79 - 120
Dichlorobromomethane	50.0	52.1		ug/Kg		104	80 - 122
Bromoform	50.0	50.5		ug/Kg		101	62 - 133
Bromomethane	20.0	17.6		ug/Kg		88	42 - 136
2-Butanone (MEK)	100	109		ug/Kg		109	52 - 131
Carbon disulfide	50.0	53.7		ug/Kg		107	62 - 146
Carbon tetrachloride	50.0	52.2		ug/Kg		104	71 - 129
Chlorobenzene	50.0	48.4		ug/Kg		97	78 - 120
Chloroethane	20.0	18.5		ug/Kg		92	58 - 120
Chloroform	50.0	49.5		ug/Kg		99	77 - 120
Chloromethane	20.0	18.4		ug/Kg		92	50 - 120
1,1-Dichloroethane	50.0	47.3		ug/Kg		95	76 - 120
1,2-Dichloroethane	50.0	48.9		ug/Kg		98	72 - 120
1,1-Dichloroethene	50.0	51.7		ug/Kg		103	75 - 135
1,2-Dichloropropane	50.0	49.0		ug/Kg		98	80 - 120
1,2,4-Trimethylbenzene	50.0	53.1		ug/Kg		106	80 - 129
cis-1,3-Dichloropropene	50.0	52.9		ug/Kg		106	74 - 128
trans-1,3-Dichloropropene	50.0	48.9		ug/Kg		98	73 - 131
Ethylbenzene	50.0	50.9		ug/Kg		102	79 - 120
2-Hexanone	100	112		ug/Kg		112	64 - 136
Methylene Chloride	50.0	48.9		ug/Kg		98	75 - 120
4-Methyl-2-pentanone (MIBK)	100	107		ug/Kg		107	67 - 135
Styrene	50.0	51.3		ug/Kg		103	80 - 120
1,1,2,2-Tetrachloroethane	50.0	52.9		ug/Kg		106	77 - 123
Tetrachloroethene	50.0	51.9		ug/Kg		104	79 - 120
Toluene	50.0	49.2		ug/Kg		98	75 - 120
Trichloroethene	50.0	53.6		ug/Kg		107	79 - 120
1,3,5-Trimethylbenzene	50.0	53.4		ug/Kg		107	78 - 128
Vinyl chloride	20.0	18.8		ug/Kg		94	57 - 120
Xylenes, Total	100	101		ug/Kg		101	80 - 120
1,1,1-Trichloroethane	50.0	51.0		ug/Kg		102	77 - 126
1,1,2-Trichloroethane	50.0	50.2		ug/Kg		100	80 - 120
Cyclohexane	50.0	47.3		ug/Kg		95	66 - 120
1,2-Dibromo-3-Chloropropane	50.0	61.5		ug/Kg		123	61 - 132
Ethylene Dibromide	50.0	53.7		ug/Kg		107	80 - 120
Dichlorodifluoromethane	20.0	14.8		ug/Kg		74	26 - 120
cis-1,2-Dichloroethene	50.0	50.8		ug/Kg		102	76 - 120
trans-1,2-Dichloroethene	50.0	51.7		ug/Kg		103	78 - 120
Isopropylbenzene	50.0	53.6		ug/Kg		107	76 - 122
Methyl acetate	250	264		ug/Kg		106	57 - 130
Methyl tert-butyl ether	50.0	50.5		ug/Kg		101	49 - 165
1,1,2-Trichloro-1,2,2-trifluoroethane	50.0	48.4		ug/Kg		97	80 - 138
1,2,4-Trichlorobenzene	50.0	50.5		ug/Kg		101	64 - 124
1,2-Dichlorobenzene	50.0	49.6		ug/Kg		99	76 - 120
1,3-Dichlorobenzene	50.0	49.3		ug/Kg		99	78 - 120
1,4-Dichlorobenzene	50.0	50.0		ug/Kg		100	75 - 120
Trichlorofluoromethane	20.0	19.1		ug/Kg		95	57 - 146
Methylcyclohexane	50.0	49.2		ug/Kg		98	70 - 126

TestAmerica Canton

# QC Sample Results

Client: GHD Services Inc.  
Project/Site: 58505, Janesville WI, SSOW 108014

TestAmerica Job ID: 240-62022-1

## Method: 8260B - Volatile Organic Compounds (GC/MS) (Continued)

**Lab Sample ID: LCS 240-221763/4**  
**Matrix: Solid**  
**Analysis Batch: 221763**

**Client Sample ID: Lab Control Sample**  
**Prep Type: Total/NA**

Analyte	Spike Added	LCS Result	LCS Qualifier	Unit	D	%Rec	%Rec. Limits
m-Xylene & p-Xylene	50.0	50.8		ug/Kg		102	80 - 120
o-Xylene	50.0	50.5		ug/Kg		101	80 - 120

Surrogate	LCS %Recovery	LCS Qualifier	Limits
1,2-Dichloroethane-d4 (Surr)	91		58 - 123
4-Bromofluorobenzene (Surr)	102		52 - 136
Toluene-d8 (Surr)	105		67 - 125
Dibromofluoromethane (Surr)	102		37 - 132

**Lab Sample ID: MB 240-221822/6**  
**Matrix: Water**  
**Analysis Batch: 221822**

**Client Sample ID: Method Blank**  
**Prep Type: Total/NA**

Analyte	MB Result	MB Qualifier	LOQ	LOD	Unit	D	Prepared	Analyzed	Dil Fac
Acetone	<0.94		10	0.94	ug/L			03/16/16 14:31	1
Benzene	<0.35		1.0	0.35	ug/L			03/16/16 14:31	1
Dichlorobromomethane	<0.29		1.0	0.29	ug/L			03/16/16 14:31	1
Bromoform	<0.56		1.0	0.56	ug/L			03/16/16 14:31	1
Bromomethane	<0.44		1.0	0.44	ug/L			03/16/16 14:31	1
2-Butanone (MEK)	<0.53		10	0.53	ug/L			03/16/16 14:31	1
Carbon disulfide	<0.38		1.0	0.38	ug/L			03/16/16 14:31	1
Carbon tetrachloride	<0.43		1.0	0.43	ug/L			03/16/16 14:31	1
Chlorobenzene	<0.25		1.0	0.25	ug/L			03/16/16 14:31	1
Chloroethane	<0.32		1.0	0.32	ug/L			03/16/16 14:31	1
Chloroform	<0.25		1.0	0.25	ug/L			03/16/16 14:31	1
Chloromethane	<0.44		1.0	0.44	ug/L			03/16/16 14:31	1
1,1-Dichloroethane	<0.30		1.0	0.30	ug/L			03/16/16 14:31	1
1,2-Dichloroethane	<0.23		1.0	0.23	ug/L			03/16/16 14:31	1
1,1-Dichloroethene	<0.45		1.0	0.45	ug/L			03/16/16 14:31	1
1,2-Dichloropropane	<0.25		1.0	0.25	ug/L			03/16/16 14:31	1
1,2,4-Trimethylbenzene	<0.41		1.0	0.41	ug/L			03/16/16 14:31	1
cis-1,3-Dichloropropene	<0.46		1.0	0.46	ug/L			03/16/16 14:31	1
trans-1,3-Dichloropropene	<0.56		1.0	0.56	ug/L			03/16/16 14:31	1
Ethylbenzene	<0.25		1.0	0.25	ug/L			03/16/16 14:31	1
2-Hexanone	<0.48		10	0.48	ug/L			03/16/16 14:31	1
Methylene Chloride	<0.33		1.0	0.33	ug/L			03/16/16 14:31	1
4-Methyl-2-pentanone (MIBK)	<0.99		10	0.99	ug/L			03/16/16 14:31	1
Styrene	<0.45		1.0	0.45	ug/L			03/16/16 14:31	1
1,1,2,2-Tetrachloroethane	<0.22		1.0	0.22	ug/L			03/16/16 14:31	1
Tetrachloroethene	<0.31		1.0	0.31	ug/L			03/16/16 14:31	1
Toluene	<0.23		1.0	0.23	ug/L			03/16/16 14:31	1
Trichloroethene	<0.22		1.0	0.22	ug/L			03/16/16 14:31	1
1,3,5-Trimethylbenzene	<0.48		1.0	0.48	ug/L			03/16/16 14:31	1
Vinyl chloride	<0.29		1.0	0.29	ug/L			03/16/16 14:31	1
Xylenes, Total	<0.52		2.0	0.52	ug/L			03/16/16 14:31	1
1,1,1-Trichloroethane	<0.44		1.0	0.44	ug/L			03/16/16 14:31	1
1,1,2-Trichloroethane	<0.24		1.0	0.24	ug/L			03/16/16 14:31	1
Cyclohexane	<0.45		1.0	0.45	ug/L			03/16/16 14:31	1

TestAmerica Canton



# QC Sample Results

Client: GHD Services Inc.  
Project/Site: 58505, Janesville WI, SSOW 108014

TestAmerica Job ID: 240-62022-1

## Method: 8260B - Volatile Organic Compounds (GC/MS) (Continued)

**Lab Sample ID: MB 240-221822/6**  
**Matrix: Water**  
**Analysis Batch: 221822**

**Client Sample ID: Method Blank**  
**Prep Type: Total/NA**

Analyte	MB Result	MB Qualifier	LOQ	LOD	Unit	D	Prepared	Analyzed	Dil Fac
1,2-Dibromo-3-Chloropropane	<0.82		2.0	0.82	ug/L			03/16/16 14:31	1
Ethylene Dibromide	<0.32		1.0	0.32	ug/L			03/16/16 14:31	1
Dichlorodifluoromethane	<0.32		1.0	0.32	ug/L			03/16/16 14:31	1
cis-1,2-Dichloroethene	<0.26		1.0	0.26	ug/L			03/16/16 14:31	1
trans-1,2-Dichloroethene	<0.30		1.0	0.30	ug/L			03/16/16 14:31	1
Isopropylbenzene	<0.35		1.0	0.35	ug/L			03/16/16 14:31	1
Methyl acetate	<2.3		10	2.3	ug/L			03/16/16 14:31	1
Methyl tert-butyl ether	<0.20		1.0	0.20	ug/L			03/16/16 14:31	1
1,1,2-Trichloro-1,2,2-trifluoroethane	<0.45		1.0	0.45	ug/L			03/16/16 14:31	1
1,2,4-Trichlorobenzene	<0.32		1.0	0.32	ug/L			03/16/16 14:31	1
1,2-Dichlorobenzene	<0.25		1.0	0.25	ug/L			03/16/16 14:31	1
1,3-Dichlorobenzene	<0.19		1.0	0.19	ug/L			03/16/16 14:31	1
1,4-Dichlorobenzene	<0.27		1.0	0.27	ug/L			03/16/16 14:31	1
Trichlorofluoromethane	<0.49		1.0	0.49	ug/L			03/16/16 14:31	1
Chlorodibromomethane	<0.43		1.0	0.43	ug/L			03/16/16 14:31	1
Methylcyclohexane	<0.43		1.0	0.43	ug/L			03/16/16 14:31	1

Surrogate	MB %Recovery	MB Qualifier	Limits	Prepared	Analyzed	Dil Fac
1,2-Dichloroethane-d4 (Surr)	99		78 - 125		03/16/16 14:31	1
4-Bromofluorobenzene (Surr)	88		61 - 120		03/16/16 14:31	1
Toluene-d8 (Surr)	94		80 - 120		03/16/16 14:31	1
Dibromofluoromethane (Surr)	95		79 - 120		03/16/16 14:31	1

**Lab Sample ID: LCS 240-221822/4**  
**Matrix: Water**  
**Analysis Batch: 221822**

**Client Sample ID: Lab Control Sample**  
**Prep Type: Total/NA**

Analyte	Spike Added	LCS Result	LCS Qualifier	Unit	D	%Rec	%Rec. Limits
Acetone	20.0	20.6		ug/L		103	34 - 148
Benzene	10.0	10.3		ug/L		103	80 - 120
Dichlorobromomethane	10.0	9.99		ug/L		100	80 - 120
Bromoform	10.0	9.64		ug/L		96	56 - 122
Bromomethane	10.0	6.73		ug/L		67	38 - 132
2-Butanone (MEK)	20.0	23.6		ug/L		118	56 - 138
Carbon disulfide	10.0	10.7		ug/L		107	65 - 144
Carbon tetrachloride	10.0	10.4		ug/L		104	77 - 131
Chlorobenzene	10.0	10.2		ug/L		102	80 - 120
Chloroethane	10.0	8.22		ug/L		82	36 - 126
Chloroform	10.0	10.3		ug/L		103	80 - 120
Chloromethane	10.0	9.49		ug/L		95	48 - 133
1,1-Dichloroethane	10.0	9.78		ug/L		98	79 - 125
1,2-Dichloroethane	10.0	10.4		ug/L		104	80 - 120
1,1-Dichloroethene	10.0	11.0		ug/L		110	76 - 124
1,2-Dichloropropane	10.0	10.5		ug/L		105	78 - 124
1,2,4-Trimethylbenzene	10.0	10.2		ug/L		102	76 - 120
cis-1,3-Dichloropropene	10.0	9.41		ug/L		94	74 - 126
trans-1,3-Dichloropropene	10.0	8.32		ug/L		83	75 - 131
Ethylbenzene	10.0	10.3		ug/L		103	80 - 120

TestAmerica Canton

# QC Sample Results

Client: GHD Services Inc.  
Project/Site: 58505, Janesville WI, SSOW 108014

TestAmerica Job ID: 240-62022-1

## Method: 8260B - Volatile Organic Compounds (GC/MS) (Continued)

**Lab Sample ID: LCS 240-221822/4**

**Matrix: Water**

**Analysis Batch: 221822**

**Client Sample ID: Lab Control Sample**

**Prep Type: Total/NA**

Analyte	Spike Added	LCS Result	LCS Qualifier	Unit	D	%Rec	%Rec. Limits
2-Hexanone	20.0	22.1		ug/L		111	55 - 141
Methylene Chloride	10.0	10.6		ug/L		106	77 - 129
4-Methyl-2-pentanone (MIBK)	20.0	20.3		ug/L		101	64 - 135
Styrene	10.0	10.6		ug/L		106	76 - 122
1,1,2,2-Tetrachloroethane	10.0	11.3		ug/L		113	71 - 123
Tetrachloroethene	10.0	10.7		ug/L		107	78 - 121
Toluene	10.0	10.4		ug/L		104	80 - 120
Trichloroethene	10.0	10.4		ug/L		104	80 - 121
1,3,5-Trimethylbenzene	10.0	10.3		ug/L		103	77 - 120
Vinyl chloride	10.0	10.0		ug/L		100	52 - 121
Xylenes, Total	20.0	20.6		ug/L		103	80 - 120
1,1,1-Trichloroethane	10.0	9.60		ug/L		96	77 - 123
1,1,2-Trichloroethane	10.0	10.7		ug/L		107	80 - 120
Cyclohexane	10.0	10.4		ug/L		104	60 - 140
1,2-Dibromo-3-Chloropropane	10.0	9.05		ug/L		90	50 - 132
Ethylene Dibromide	10.0	11.0		ug/L		110	80 - 120
Dichlorodifluoromethane	10.0	8.61		ug/L		86	23 - 136
cis-1,2-Dichloroethene	10.0	10.2		ug/L		102	79 - 120
trans-1,2-Dichloroethene	10.0	10.8		ug/L		108	80 - 124
Isopropylbenzene	10.0	10.3		ug/L		103	77 - 120
Methyl acetate	50.0	54.6		ug/L		109	67 - 131
Methyl tert-butyl ether	10.0	9.12		ug/L		91	69 - 121
1,1,2-Trichloro-1,2,2-trifluoroethane	10.0	11.1		ug/L		111	67 - 138
1,2,4-Trichlorobenzene	10.0	7.38		ug/L		74	61 - 120
1,2-Dichlorobenzene	10.0	9.98		ug/L		100	79 - 120
1,3-Dichlorobenzene	10.0	10.2		ug/L		102	79 - 120
1,4-Dichlorobenzene	10.0	10.3		ug/L		103	79 - 120
Trichlorofluoromethane	10.0	10.8		ug/L		108	61 - 133
Methylcyclohexane	10.0	10.3		ug/L		103	61 - 134
m-Xylene & p-Xylene	10.0	10.4		ug/L		104	80 - 120
o-Xylene	10.0	10.2		ug/L		102	80 - 120

Surrogate	LCS LCS		Limits
	%Recovery	Qualifier	
1,2-Dichloroethane-d4 (Surr)	93		78 - 125
4-Bromofluorobenzene (Surr)	93		61 - 120
Toluene-d8 (Surr)	98		80 - 120
Dibromofluoromethane (Surr)	96		79 - 120

**Lab Sample ID: 240-62022-17 MS**

**Matrix: Solid**

**Analysis Batch: 221763**

**Client Sample ID: SE-031016-JN-027**

**Prep Type: Total/NA**

**Prep Batch: 221853**

Analyte	Sample Result	Sample Qualifier	Spike Added	MS MS		Unit	D	%Rec	%Rec. Limits
				Result	Qualifier				
Acetone	27	J B	207	161		ug/Kg	☼	65	24 - 140
Benzene	<1.7	F1	104	48.1	F1	ug/Kg	☼	46	53 - 120
Dichlorobromomethane	<0.55		104	43.6		ug/Kg	☼	42	35 - 132
Bromoform	<0.45		104	27.0		ug/Kg	☼	26	18 - 129

TestAmerica Canton

# QC Sample Results

Client: GHD Services Inc.  
 Project/Site: 58505, Janesville WI, SSOW 108014

TestAmerica Job ID: 240-62022-1

## Method: 8260B - Volatile Organic Compounds (GC/MS) (Continued)

Lab Sample ID: 240-62022-17 MS

Matrix: Solid

Analysis Batch: 221763

Client Sample ID: SE-031016-JN-027

Prep Type: Total/NA

Prep Batch: 221853

Analyte	Sample Result	Sample Qualifier	Spike Added	MS Result	MS Qualifier	Unit	D	%Rec	Limits
Bromomethane	<0.80		41.5	16.0		ug/Kg	☼	39	33 - 130
2-Butanone (MEK)	6.7	J B	207	144		ug/Kg	☼	66	30 - 143
Carbon disulfide	2.3	J	104	38.4		ug/Kg	☼	35	20 - 151
Carbon tetrachloride	<1.2	F1	104	28.3	F1	ug/Kg	☼	27	32 - 137
Chlorobenzene	<1.0	F1	104	25.5	F1	ug/Kg	☼	25	37 - 120
Chloroethane	<0.83		41.5	22.8		ug/Kg	☼	55	45 - 120
Chloroform	<0.68		104	57.2		ug/Kg	☼	55	53 - 120
Chloromethane	<1.5		41.5	24.2		ug/Kg	☼	58	34 - 120
1,1-Dichloroethane	<0.64		104	56.1		ug/Kg	☼	54	54 - 122
1,2-Dichloroethane	<0.87		104	57.3		ug/Kg	☼	55	49 - 123
1,1-Dichloroethene	<1.5		104	50.4		ug/Kg	☼	49	49 - 157
1,2-Dichloropropane	<0.27	F1	104	50.7	F1	ug/Kg	☼	49	61 - 120
1,2,4-Trimethylbenzene	<1.1		104	14.8		ug/Kg	☼	14	10 - 173
cis-1,3-Dichloropropene	<1.3		104	31.5		ug/Kg	☼	30	27 - 133
trans-1,3-Dichloropropene	<0.55		104	29.3		ug/Kg	☼	28	28 - 137
Ethylbenzene	<0.61	F1	104	21.1	F1	ug/Kg	☼	20	30 - 131
2-Hexanone	<1.3	F1	207	132		ug/Kg	☼	64	37 - 147
Methylene Chloride	3.6	J B	104	60.7		ug/Kg	☼	55	54 - 120
4-Methyl-2-pentanone (MIBK)	<2.3		207	130		ug/Kg	☼	63	43 - 147
Styrene	<0.76	F1	104	19.3	F1	ug/Kg	☼	19	27 - 127
1,1,2,2-Tetrachloroethane	<0.59		104	44.2		ug/Kg	☼	43	16 - 179
Tetrachloroethene	<1.5	F1	104	21.5	F1	ug/Kg	☼	21	31 - 135
Toluene	<0.51	F1	104	33.6	F1	ug/Kg	☼	32	39 - 129
Trichloroethene	<0.72		104	38.7		ug/Kg	☼	37	10 - 177
1,3,5-Trimethylbenzene	<0.55		104	15.2		ug/Kg	☼	15	10 - 171
Vinyl chloride	<0.57		41.5	21.5		ug/Kg	☼	52	42 - 120
Xylenes, Total	<1.0	F1	207	40.4	F1	ug/Kg	☼	19	30 - 131
1,1,1-Trichloroethane	<1.2	F1	104	40.0	F1	ug/Kg	☼	39	51 - 128
1,1,2-Trichloroethane	<0.70		104	55.6		ug/Kg	☼	54	10 - 166
Cyclohexane	<0.91	F1	104	18.8	J F1	ug/Kg	☼	18	28 - 120
1,2-Dibromo-3-Chloropropane	<5.1		104	27.0		ug/Kg	☼	26	10 - 153
Ethylene Dibromide	<1.0		104	47.5		ug/Kg	☼	46	45 - 127
Dichlorodifluoromethane	<0.53		41.5	16.5		ug/Kg	☼	40	17 - 120
cis-1,2-Dichloroethene	<0.53		104	52.5		ug/Kg	☼	51	50 - 120
trans-1,2-Dichloroethene	<0.61	F1	104	46.0	F1	ug/Kg	☼	44	50 - 123
Isopropylbenzene	<0.38	F1	104	16.7	F1	ug/Kg	☼	16	21 - 134
Methyl acetate	<3.8		518	312		ug/Kg	☼	60	33 - 165
Methyl tert-butyl ether	<0.81		104	68.8		ug/Kg	☼	66	51 - 157
1,1,2-Trichloro-1,2,2-trifluoroethane	<0.80	F1	104	29.2	F1	ug/Kg	☼	28	50 - 147
1,2,4-Trichlorobenzene	<0.72	F1	104	7.10	J F1	ug/Kg	☼	7	10 - 120
1,2-Dichlorobenzene	<0.64	F1	104	12.5	F1	ug/Kg	☼	12	17 - 122
1,3-Dichlorobenzene	<1.3	F1	104	13.0	F1	ug/Kg	☼	13	16 - 126
1,4-Dichlorobenzene	<0.53	F1	104	13.3	F1	ug/Kg	☼	13	15 - 121
Trichlorofluoromethane	<0.55		41.5	16.0		ug/Kg	☼	39	36 - 142
Methylcyclohexane	2.7	J F1	104	18.7	J F1	ug/Kg	☼	15	20 - 132
m-Xylene & p-Xylene	<0.80	F1	104	20.6	J F1	ug/Kg	☼	20	29 - 131
o-Xylene	<1.1	F1	104	19.8	F1	ug/Kg	☼	19	29 - 134

TestAmerica Canton

# QC Sample Results

Client: GHD Services Inc.  
Project/Site: 58505, Janesville WI, SSOW 108014

TestAmerica Job ID: 240-62022-1

## Method: 8260B - Volatile Organic Compounds (GC/MS) (Continued)

**Lab Sample ID: 240-62022-17 MS**  
**Matrix: Solid**  
**Analysis Batch: 221763**

**Client Sample ID: SE-031016-JN-027**  
**Prep Type: Total/NA**  
**Prep Batch: 221853**

Surrogate	MS %Recovery	MS Qualifier	Limits
1,2-Dichloroethane-d4 (Surr)	90		58 - 123
4-Bromofluorobenzene (Surr)	118		52 - 136
Toluene-d8 (Surr)	107		67 - 125
Dibromofluoromethane (Surr)	101		37 - 132

**Lab Sample ID: 240-62022-17 MSD**  
**Matrix: Solid**  
**Analysis Batch: 221763**

**Client Sample ID: SE-031016-JN-027**  
**Prep Type: Total/NA**  
**Prep Batch: 221853**

Analyte	Sample Result	Sample Qualifier	Spike Added	MSD Result	MSD Qualifier	Unit	D	%Rec	Limit	RPD	Limit
Acetone	27	J B	194	143		ug/Kg	*	60	24 - 140	12	30
Benzene	<1.7	F1	96.8	58.9		ug/Kg	*	61	53 - 120	20	30
Dichlorobromomethane	<0.55		96.8	49.2		ug/Kg	*	51	35 - 132	12	30
Bromoform	<0.45		96.8	29.1		ug/Kg	*	30	18 - 129	8	30
Bromomethane	<0.80		38.7	15.6		ug/Kg	*	40	33 - 130	2	30
2-Butanone (MEK)	6.7	J B	194	139		ug/Kg	*	68	30 - 143	3	30
Carbon disulfide	2.3	J	96.8	41.5		ug/Kg	*	41	20 - 151	8	30
Carbon tetrachloride	<1.2	F1	96.8	40.3	F2	ug/Kg	*	42	32 - 137	35	30
Chlorobenzene	<1.0	F1	96.8	37.9	F2	ug/Kg	*	39	37 - 120	39	30
Chloroethane	<0.83		38.7	29.6		ug/Kg	*	76	45 - 120	26	30
Chloroform	<0.68		96.8	65.9		ug/Kg	*	68	53 - 120	14	30
Chloromethane	<1.5		38.7	26.4		ug/Kg	*	68	34 - 120	9	30
1,1-Dichloroethane	<0.64		96.8	65.8		ug/Kg	*	68	54 - 122	16	30
1,2-Dichloroethane	<0.87		96.8	62.5		ug/Kg	*	65	49 - 123	9	30
1,1-Dichloroethene	<1.5		96.8	62.8		ug/Kg	*	65	49 - 157	22	30
1,2-Dichloropropane	<0.27	F1	96.8	59.8		ug/Kg	*	62	61 - 120	17	30
1,2,4-Trimethylbenzene	<1.1		96.8	21.5	F2	ug/Kg	*	22	10 - 173	37	30
cis-1,3-Dichloropropene	<1.3		96.8	36.8		ug/Kg	*	38	27 - 133	16	30
trans-1,3-Dichloropropene	<0.55		96.8	33.8		ug/Kg	*	35	28 - 137	14	30
Ethylbenzene	<0.61	F1	96.8	34.8	F2	ug/Kg	*	36	30 - 131	49	30
2-Hexanone	<1.3	F1	194	538	F1 F2	ug/Kg	*	278	37 - 147	121	30
Methylene Chloride	3.6	J B	96.8	68.7		ug/Kg	*	67	54 - 120	13	30
4-Methyl-2-pentanone (MIBK)	<2.3		194	136		ug/Kg	*	70	43 - 147	4	30
Styrene	<0.76	F1	96.8	30.3	F2	ug/Kg	*	31	27 - 127	44	30
1,1,2,2-Tetrachloroethane	<0.59		96.8	64.8	F2	ug/Kg	*	67	16 - 179	38	30
Tetrachloroethene	<1.5	F1	96.8	35.8	F2	ug/Kg	*	37	31 - 135	50	30
Toluene	<0.51	F1	96.8	50.2	F2	ug/Kg	*	52	39 - 129	40	30
Trichloroethene	<0.72		96.8	50.6		ug/Kg	*	52	10 - 177	27	30
1,3,5-Trimethylbenzene	<0.55		96.8	23.1	F2	ug/Kg	*	24	10 - 171	42	30
Vinyl chloride	<0.57		38.7	26.0		ug/Kg	*	67	42 - 120	19	30
Xylenes, Total	<1.0	F1	194	63.6	F2	ug/Kg	*	33	30 - 131	45	30
1,1,1-Trichloroethane	<1.2	F1	96.8	54.4		ug/Kg	*	56	51 - 128	30	30
1,1,2-Trichloroethane	<0.70		96.8	99.6	F2	ug/Kg	*	103	10 - 166	57	30
Cyclohexane	<0.91	F1	96.8	31.4	F2	ug/Kg	*	32	28 - 120	50	30
1,2-Dibromo-3-Chloropropane	<5.1		96.8	30.1		ug/Kg	*	31	10 - 153	11	30
Ethylene Dibromide	<1.0		96.8	55.2		ug/Kg	*	57	45 - 127	15	30
Dichlorodifluoromethane	<0.53		38.7	20.8		ug/Kg	*	54	17 - 120	23	30
cis-1,2-Dichloroethene	<0.53		96.8	61.6		ug/Kg	*	64	50 - 120	16	30

TestAmerica Canton

# QC Sample Results

Client: GHD Services Inc.  
Project/Site: 58505, Janesville WI, SSOW 108014

TestAmerica Job ID: 240-62022-1

## Method: 8260B - Volatile Organic Compounds (GC/MS) (Continued)

**Lab Sample ID: 240-62022-17 MSD**

**Matrix: Solid**

**Analysis Batch: 221763**

**Client Sample ID: SE-031016-JN-027**

**Prep Type: Total/NA**

**Prep Batch: 221853**

Analyte	Sample	Sample	Spike	MSD		Unit	D	%Rec	%Rec.	Limits	RPD	Limit
	Result	Qualifier		Result	Qualifier							
trans-1,2-Dichloroethene	<0.61	F1	96.8	57.8		ug/Kg	☼	60	50 - 123	23	30	
Isopropylbenzene	<0.38	F1	96.8	29.0	F2	ug/Kg	☼	30	21 - 134	53	30	
Methyl acetate	<3.8		484	300		ug/Kg	☼	62	33 - 165	4	30	
Methyl tert-butyl ether	<0.81		96.8	72.1		ug/Kg	☼	74	51 - 157	5	30	
1,1,2-Trichloro-1,2,2-trifluoroethane	<0.80	F1	96.8	43.9	F1 F2	ug/Kg	☼	45	50 - 147	40	30	
1,2,4-Trichlorobenzene	<0.72	F1	96.8	8.00	J F1	ug/Kg	☼	8	10 - 120	12	30	
1,2-Dichlorobenzene	<0.64	F1	96.8	18.0	F2	ug/Kg	☼	19	17 - 122	36	30	
1,3-Dichlorobenzene	<1.3	F1	96.8	19.6	F2	ug/Kg	☼	20	16 - 126	40	30	
1,4-Dichlorobenzene	<0.53	F1	96.8	19.4	F2	ug/Kg	☼	20	15 - 121	37	30	
Trichlorofluoromethane	<0.55		38.7	22.5	F2	ug/Kg	☼	58	36 - 142	34	30	
Methylcyclohexane	2.7	J F1	96.8	43.7	F2	ug/Kg	☼	42	20 - 132	80	30	
m-Xylene & p-Xylene	<0.80	F1	96.8	31.7	F2	ug/Kg	☼	33	29 - 131	42	30	
o-Xylene	<1.1	F1	96.8	31.9	F2	ug/Kg	☼	33	29 - 134	47	30	

Surrogate	MSD %Recovery	MSD Qualifier	MSD Limits
1,2-Dichloroethane-d4 (Surr)	89		58 - 123
4-Bromofluorobenzene (Surr)	118		52 - 136
Toluene-d8 (Surr)	114		67 - 125
Dibromofluoromethane (Surr)	99		37 - 132

## Method: 8270C - Semivolatile Organic Compounds (GC/MS)

**Lab Sample ID: MB 240-221358/23-A**

**Matrix: Solid**

**Analysis Batch: 221725**

**Client Sample ID: Method Blank**

**Prep Type: Total/NA**

**Prep Batch: 221358**

Analyte	MB	MB	LOQ	LOD	Unit	D	Prepared	Analyzed	Dil Fac
	Result	Qualifier							
1,1'-Biphenyl	<3.5		50	3.5	ug/Kg		03/14/16 07:06	03/16/16 08:14	1
bis (2-chloroisopropyl) ether	<9.5		100	9.5	ug/Kg		03/14/16 07:06	03/16/16 08:14	1
2,4,5-Trichlorophenol	<25		150	25	ug/Kg		03/14/16 07:06	03/16/16 08:14	1
2,4,6-Trichlorophenol	<8.9		150	8.9	ug/Kg		03/14/16 07:06	03/16/16 08:14	1
2,4-Dichlorophenol	<20		150	20	ug/Kg		03/14/16 07:06	03/16/16 08:14	1
2,4-Dimethylphenol	<20		150	20	ug/Kg		03/14/16 07:06	03/16/16 08:14	1
2,4-Dinitrophenol	<21		330	21	ug/Kg		03/14/16 07:06	03/16/16 08:14	1
2,4-Dinitrotoluene	<17		200	17	ug/Kg		03/14/16 07:06	03/16/16 08:14	1
2,6-Dinitrotoluene	<21		200	21	ug/Kg		03/14/16 07:06	03/16/16 08:14	1
2-Chloronaphthalene	<0.45		50	0.45	ug/Kg		03/14/16 07:06	03/16/16 08:14	1
2-Chlorophenol	<8.2		50	8.2	ug/Kg		03/14/16 07:06	03/16/16 08:14	1
2-Methylnaphthalene	<0.50		6.7	0.50	ug/Kg		03/14/16 07:06	03/16/16 08:14	1
2-Methylphenol	<11		200	11	ug/Kg		03/14/16 07:06	03/16/16 08:14	1
2-Nitroaniline	<9.1		200	9.1	ug/Kg		03/14/16 07:06	03/16/16 08:14	1
2-Nitrophenol	<8.3		50	8.3	ug/Kg		03/14/16 07:06	03/16/16 08:14	1
3,3'-Dichlorobenzidine	<18		100	18	ug/Kg		03/14/16 07:06	03/16/16 08:14	1
3-Nitroaniline	<16		200	16	ug/Kg		03/14/16 07:06	03/16/16 08:14	1
4,6-Dinitro-2-methylphenol	<9.2		150	9.2	ug/Kg		03/14/16 07:06	03/16/16 08:14	1
4-Bromophenyl phenyl ether	<13		50	13	ug/Kg		03/14/16 07:06	03/16/16 08:14	1
4-Chloro-3-methylphenol	<21		150	21	ug/Kg		03/14/16 07:06	03/16/16 08:14	1

TestAmerica Canton

# QC Sample Results

Client: GHD Services Inc.  
Project/Site: 58505, Janesville WI, SSOW 108014

TestAmerica Job ID: 240-62022-1

## Method: 8270C - Semivolatile Organic Compounds (GC/MS) (Continued)

**Lab Sample ID: MB 240-221358/23-A**  
**Matrix: Solid**  
**Analysis Batch: 221725**

**Client Sample ID: Method Blank**  
**Prep Type: Total/NA**  
**Prep Batch: 221358**

Analyte	MB	MB	LOQ	LOD	Unit	D	Prepared	Analyzed	Dil Fac
	Result	Qualifier							
4-Chloroaniline	<17		150	17	ug/Kg		03/14/16 07:06	03/16/16 08:14	1
4-Chlorophenyl phenyl ether	<13		50	13	ug/Kg		03/14/16 07:06	03/16/16 08:14	1
4-Nitroaniline	<26		200	26	ug/Kg		03/14/16 07:06	03/16/16 08:14	1
4-Nitrophenol	<17		330	17	ug/Kg		03/14/16 07:06	03/16/16 08:14	1
Acetophenone	<9.2		100	9.2	ug/Kg		03/14/16 07:06	03/16/16 08:14	1
Atrazine	<9.1		200	9.1	ug/Kg		03/14/16 07:06	03/16/16 08:14	1
Benzaldehyde	<12		100	12	ug/Kg		03/14/16 07:06	03/16/16 08:14	1
Bis(2-chloroethoxy)methane	<22		100	22	ug/Kg		03/14/16 07:06	03/16/16 08:14	1
Bis(2-chloroethyl)ether	<2.0		100	2.0	ug/Kg		03/14/16 07:06	03/16/16 08:14	1
Bis(2-ethylhexyl) phthalate	36.1	J	70	19	ug/Kg		03/14/16 07:06	03/16/16 08:14	1
Butyl benzyl phthalate	<10		70	10	ug/Kg		03/14/16 07:06	03/16/16 08:14	1
Caprolactam	<37		330	37	ug/Kg		03/14/16 07:06	03/16/16 08:14	1
Carbazole	<27		50	27	ug/Kg		03/14/16 07:06	03/16/16 08:14	1
Dibenzofuran	<0.66		50	0.66	ug/Kg		03/14/16 07:06	03/16/16 08:14	1
Diethyl phthalate	<16		70	16	ug/Kg		03/14/16 07:06	03/16/16 08:14	1
Dimethyl phthalate	<17		70	17	ug/Kg		03/14/16 07:06	03/16/16 08:14	1
Di-n-butyl phthalate	<15		70	15	ug/Kg		03/14/16 07:06	03/16/16 08:14	1
Di-n-octyl phthalate	<7.9		70	7.9	ug/Kg		03/14/16 07:06	03/16/16 08:14	1
Hexachlorobenzene	<2.1		6.7	2.1	ug/Kg		03/14/16 07:06	03/16/16 08:14	1
Hexachlorobutadiene	<5.6		50	5.6	ug/Kg		03/14/16 07:06	03/16/16 08:14	1
Hexachlorocyclopentadiene	<8.1		330	8.1	ug/Kg		03/14/16 07:06	03/16/16 08:14	1
Hexachloroethane	<9.0		50	9.0	ug/Kg		03/14/16 07:06	03/16/16 08:14	1
Isophorone	<13		50	13	ug/Kg		03/14/16 07:06	03/16/16 08:14	1
Nitrobenzene	<2.2		100	2.2	ug/Kg		03/14/16 07:06	03/16/16 08:14	1
N-Nitrosodi-n-propylamine	<6.3		50	6.3	ug/Kg		03/14/16 07:06	03/16/16 08:14	1
N-Nitrosodiphenylamine	<21		50	21	ug/Kg		03/14/16 07:06	03/16/16 08:14	1
Pentachlorophenol	<9.1		150	9.1	ug/Kg		03/14/16 07:06	03/16/16 08:14	1
Phenol	<7.3		50	7.3	ug/Kg		03/14/16 07:06	03/16/16 08:14	1
3 & 4 Methylphenol	<20		400	20	ug/Kg		03/14/16 07:06	03/16/16 08:14	1
Fluorene	<0.53		6.7	0.53	ug/Kg		03/14/16 07:06	03/16/16 08:14	1
Acenaphthylene	<0.35		6.7	0.35	ug/Kg		03/14/16 07:06	03/16/16 08:14	1
Benzo[g,h,i]perylene	<0.35		6.7	0.35	ug/Kg		03/14/16 07:06	03/16/16 08:14	1
Phenanthrene	<0.73		6.7	0.73	ug/Kg		03/14/16 07:06	03/16/16 08:14	1
Benzo[k]fluoranthene	<0.68		6.7	0.68	ug/Kg		03/14/16 07:06	03/16/16 08:14	1
Benzo[a]pyrene	<0.64		6.7	0.64	ug/Kg		03/14/16 07:06	03/16/16 08:14	1
Anthracene	<0.78		6.7	0.78	ug/Kg		03/14/16 07:06	03/16/16 08:14	1
Pyrene	<0.44		6.7	0.44	ug/Kg		03/14/16 07:06	03/16/16 08:14	1
Dibenz(a,h)anthracene	<0.66		6.7	0.66	ug/Kg		03/14/16 07:06	03/16/16 08:14	1
Naphthalene	<0.82		6.7	0.82	ug/Kg		03/14/16 07:06	03/16/16 08:14	1
Fluoranthene	<0.55		6.7	0.55	ug/Kg		03/14/16 07:06	03/16/16 08:14	1
Benzo[a]anthracene	<0.63		6.7	0.63	ug/Kg		03/14/16 07:06	03/16/16 08:14	1
Indeno[1,2,3-cd]pyrene	<0.35		6.7	0.35	ug/Kg		03/14/16 07:06	03/16/16 08:14	1
Chrysene	<1.1		6.7	1.1	ug/Kg		03/14/16 07:06	03/16/16 08:14	1
Acenaphthene	<0.76		6.7	0.76	ug/Kg		03/14/16 07:06	03/16/16 08:14	1
Benzo[b]fluoranthene	<0.59		6.7	0.59	ug/Kg		03/14/16 07:06	03/16/16 08:14	1

Surrogate	MB	MB	Limits	Prepared	Analyzed	Dil Fac
	%Recovery	Qualifier				
2-Fluorobiphenyl (Surr)	68		24 - 110	03/14/16 07:06	03/16/16 08:14	1

TestAmerica Canton

# QC Sample Results

Client: GHD Services Inc.  
Project/Site: 58505, Janesville WI, SSOW 108014

TestAmerica Job ID: 240-62022-1

## Method: 8270C - Semivolatile Organic Compounds (GC/MS) (Continued)

**Lab Sample ID: MB 240-221358/23-A**  
**Matrix: Solid**  
**Analysis Batch: 221725**

**Client Sample ID: Method Blank**  
**Prep Type: Total/NA**  
**Prep Batch: 221358**

Surrogate	MB MB		Limits	Prepared	Analyzed	Dil Fac
	%Recovery	Qualifier				
2-Fluorophenol (Surr)	66		24 - 110	03/14/16 07:06	03/16/16 08:14	1
2,4,6-Tribromophenol (Surr)	29		10 - 110	03/14/16 07:06	03/16/16 08:14	1
Nitrobenzene-d5 (Surr)	61		20 - 110	03/14/16 07:06	03/16/16 08:14	1
Phenol-d5 (Surr)	70		26 - 110	03/14/16 07:06	03/16/16 08:14	1
Terphenyl-d14 (Surr)	81		36 - 110	03/14/16 07:06	03/16/16 08:14	1

**Lab Sample ID: LCS 240-221358/24-A**  
**Matrix: Solid**  
**Analysis Batch: 221725**

**Client Sample ID: Lab Control Sample**  
**Prep Type: Total/NA**  
**Prep Batch: 221358**

Analyte	Spike Added	LCS Result	LCS Qualifier	Unit	D	%Rec	Limits
1,1'-Biphenyl	667	463		ug/Kg		69	35 - 110
bis (2-chloroisopropyl) ether	667	474		ug/Kg		71	29 - 110
2,4,5-Trichlorophenol	667	378		ug/Kg		57	25 - 110
2,4,6-Trichlorophenol	667	273		ug/Kg		41	12 - 110
2,4-Dichlorophenol	667	443		ug/Kg		66	39 - 110
2,4-Dimethylphenol	667	428		ug/Kg		64	29 - 110
2,4-Dinitrophenol	1330	761		ug/Kg		57	10 - 110
2,4-Dinitrotoluene	667	521		ug/Kg		78	48 - 110
2,6-Dinitrotoluene	667	477		ug/Kg		72	45 - 110
2-Chloronaphthalene	667	461		ug/Kg		69	32 - 110
2-Chlorophenol	667	456		ug/Kg		68	37 - 110
2-Methylnaphthalene	667	441		ug/Kg		66	36 - 110
2-Methylphenol	667	478		ug/Kg		72	41 - 110
2-Nitroaniline	667	494		ug/Kg		74	45 - 110
2-Nitrophenol	667	450		ug/Kg		68	34 - 110
3,3'-Dichlorobenzidine	1330	900		ug/Kg		68	28 - 110
3-Nitroaniline	667	490		ug/Kg		73	44 - 110
4,6-Dinitro-2-methylphenol	1330	844		ug/Kg		63	10 - 110
4-Bromophenyl phenyl ether	667	486		ug/Kg		73	39 - 110
4-Chloro-3-methylphenol	667	469		ug/Kg		70	48 - 110
4-Chloroaniline	667	400		ug/Kg		60	30 - 110
4-Chlorophenyl phenyl ether	667	463		ug/Kg		69	40 - 110
4-Nitroaniline	667	514		ug/Kg		77	48 - 110
4-Nitrophenol	1330	982		ug/Kg		74	28 - 110
Acetophenone	667	450		ug/Kg		68	40 - 110
Atrazine	1330	1150		ug/Kg		86	54 - 120
Benzaldehyde	1330	879		ug/Kg		66	32 - 110
Bis(2-chloroethoxy)methane	667	463		ug/Kg		70	32 - 110
Bis(2-chloroethyl)ether	667	436		ug/Kg		65	34 - 110
Bis(2-ethylhexyl) phthalate	667	544		ug/Kg		82	50 - 110
Butyl benzyl phthalate	667	507		ug/Kg		76	51 - 110
Caprolactam	1330	1020		ug/Kg		77	44 - 114
Carbazole	667	534		ug/Kg		80	50 - 110
Dibenzofuran	667	466		ug/Kg		70	43 - 110
Diethyl phthalate	667	493		ug/Kg		74	52 - 110
Dimethyl phthalate	667	476		ug/Kg		71	50 - 110
Di-n-butyl phthalate	667	575		ug/Kg		86	51 - 110

TestAmerica Canton

# QC Sample Results

Client: GHD Services Inc.  
Project/Site: 58505, Janesville WI, SSOW 108014

TestAmerica Job ID: 240-62022-1

## Method: 8270C - Semivolatile Organic Compounds (GC/MS) (Continued)

**Lab Sample ID: LCS 240-221358/24-A**  
**Matrix: Solid**  
**Analysis Batch: 221725**

**Client Sample ID: Lab Control Sample**  
**Prep Type: Total/NA**  
**Prep Batch: 221358**

Analyte	Spike Added	LCS Result	LCS Qualifier	Unit	D	%Rec	Limits
Di-n-octyl phthalate	667	505		ug/Kg		76	48 - 110
Hexachlorobenzene	667	479		ug/Kg		72	43 - 110
Hexachlorobutadiene	667	431		ug/Kg		65	29 - 110
Hexachlorocyclopentadiene	667	377		ug/Kg		56	12 - 110
Hexachloroethane	667	418		ug/Kg		63	30 - 110
Isophorone	667	467		ug/Kg		70	36 - 110
Nitrobenzene	667	464		ug/Kg		70	32 - 110
N-Nitrosodi-n-propylamine	667	472		ug/Kg		71	38 - 110
N-Nitrosodiphenylamine	667	485		ug/Kg		73	46 - 110
Pentachlorophenol	1330	773		ug/Kg		58	10 - 110
Phenol	667	471		ug/Kg		71	38 - 110
3 & 4 Methylphenol	667	467		ug/Kg		70	40 - 110
Fluorene	667	459		ug/Kg		69	46 - 110
Acenaphthylene	667	475		ug/Kg		71	40 - 110
Benzo[g,h,i]perylene	667	543		ug/Kg		81	51 - 110
Phenanthrene	667	492		ug/Kg		74	49 - 110
Benzo[k]fluoranthene	667	538		ug/Kg		81	38 - 105
Benzo[a]pyrene	667	512		ug/Kg		77	44 - 110
Anthracene	667	497		ug/Kg		75	48 - 110
Pyrene	667	536		ug/Kg		80	49 - 110
Dibenz(a,h)anthracene	667	527		ug/Kg		79	51 - 110
Naphthalene	667	441		ug/Kg		66	36 - 110
Fluoranthene	667	530		ug/Kg		80	51 - 110
Benzo[a]anthracene	667	487		ug/Kg		73	50 - 110
Indeno[1,2,3-cd]pyrene	667	540		ug/Kg		81	50 - 110
Chrysene	667	499		ug/Kg		75	50 - 110
Acenaphthene	667	459		ug/Kg		69	38 - 110
Benzo[b]fluoranthene	667	503		ug/Kg		76	43 - 110

Surrogate	LCS %Recovery	LCS Qualifier	Limits
2-Fluorobiphenyl (Surr)	69		24 - 110
2-Fluorophenol (Surr)	71		24 - 110
2,4,6-Tribromophenol (Surr)	43		10 - 110
Nitrobenzene-d5 (Surr)	69		20 - 110
Phenol-d5 (Surr)	71		26 - 110
Terphenyl-d14 (Surr)	83		36 - 110

**Lab Sample ID: 240-62022-3 MS**  
**Matrix: Solid**  
**Analysis Batch: 222298**

**Client Sample ID: SE-031016-JN-013**  
**Prep Type: Total/NA**  
**Prep Batch: 221358**

Analyte	Sample Result	Sample Qualifier	Spike Added	MS Result	MS Qualifier	Unit	D	%Rec	Limits
1,1'-Biphenyl	<770	F1	1680	479	J F1	ug/Kg	☼	29	32 - 110
bis (2-chloroisopropyl) ether	<2100	F1	1680	<480	F1	ug/Kg	☼	0	11 - 110
2,4,5-Trichlorophenol	<5500	F1	1680	<1300	F1	ug/Kg	☼	0	10 - 117
2,4,6-Trichlorophenol	<2000	F1	1680	<450	F1	ug/Kg	☼	0	10 - 110
2,4-Dichlorophenol	<4400	F1	1680	<1000	F1	ug/Kg	☼	0	10 - 110
2,4-Dimethylphenol	<4400	F1	1680	<1000	F1	ug/Kg	☼	0	10 - 110

TestAmerica Canton



# QC Sample Results

Client: GHD Services Inc.  
Project/Site: 58505, Janesville WI, SSOW 108014

TestAmerica Job ID: 240-62022-1

## Method: 8270C - Semivolatile Organic Compounds (GC/MS) (Continued)

**Lab Sample ID: 240-62022-3 MS**

**Matrix: Solid**

**Analysis Batch: 222298**

**Client Sample ID: SE-031016-JN-013**

**Prep Type: Total/NA**

**Prep Batch: 221358**

Analyte	Sample	Sample	Spike	MS	MS	Unit	D	%Rec	Limits
	Result	Qualifier	Added	Result	Qualifier				
2,4-Dinitrophenol	<4600	F1	3360	<1100	F1	ug/Kg	*	0	10 - 110
2,4-Dinitrotoluene	<3800	F1	1680	<860	F1	ug/Kg	*	0	32 - 110
2,6-Dinitrotoluene	<4600	F1	1680	<1100	F1	ug/Kg	*	0	35 - 110
2-Chloronaphthalene	<100	F1	1680	312	J F1	ug/Kg	*	19	28 - 110
2-Chlorophenol	<1800	F1	1680	<410	F1	ug/Kg	*	0	10 - 110
2-Methylnaphthalene	3300	F1	1680	1110	F1	ug/Kg	*	-131	10 - 133
2-Methylphenol	<2400	F1	1680	<550	F1	ug/Kg	*	0	24 - 110
2-Nitroaniline	<2000	F1	1680	549	J F1	ug/Kg	*	33	39 - 110
2-Nitrophenol	<1800		1680	528	J	ug/Kg	*	31	10 - 110
3,3'-Dichlorobenzidine	<4000	F1	3360	<910	F1	ug/Kg	*	0	10 - 110
3-Nitroaniline	<3500	F1	1680	<810	F1	ug/Kg	*	0	10 - 110
4,6-Dinitro-2-methylphenol	<2000	F1	3360	<460	F1	ug/Kg	*	0	10 - 110
4-Bromophenyl phenyl ether	<2900	F1	1680	<650	F1	ug/Kg	*	0	33 - 110
4-Chloro-3-methylphenol	<4600	F1	1680	<1100	F1	ug/Kg	*	0	25 - 110
4-Chloroaniline	<3800	F1	1680	<860	F1	ug/Kg	*	0	10 - 110
4-Chlorophenyl phenyl ether	<2900	F1	1680	<650	F1	ug/Kg	*	0	32 - 110
4-Nitroaniline	<5800	F1	1680	<1300	F1	ug/Kg	*	0	10 - 110
4-Nitrophenol	<3800	F1	3360	<860	F1	ug/Kg	*	0	10 - 113
Acetophenone	<2000	F1	1680	<460	F1	ug/Kg	*	0	31 - 110
Atrazine	<2000	F1	3360	862	J F1	ug/Kg	*	26	45 - 118
Benzaldehyde	<2700		3360	1310	J	ug/Kg	*	39	23 - 110
Bis(2-chloroethoxy)methane	<4900	F1	1680	<1100	F1	ug/Kg	*	0	26 - 110
Bis(2-chloroethyl)ether	<440	F1	1680	304	J F1	ug/Kg	*	18	21 - 110
Bis(2-ethylhexyl) phthalate	27000	B	1680	9560	4 B	ug/Kg	*	-1018	40 - 110
Butyl benzyl phthalate	56000		1680	9170	4	ug/Kg	*	-2809	44 - 110
Caprolactam	<8200	F1	3360	<1900	F1	ug/Kg	*	0	10 - 134
Carbazole	<6000	F1	1680	<1400	F1	ug/Kg	*	0	34 - 110
Dibenzofuran	<150		1680	595	J	ug/Kg	*	35	29 - 110
Diethyl phthalate	<3500	F1	1680	<810	F1	ug/Kg	*	0	42 - 110
Dimethyl phthalate	<3800	F1	1680	<860	F1	ug/Kg	*	0	41 - 110
Di-n-butyl phthalate	5300	J F1	1680	1830	J F1	ug/Kg	*	-205	43 - 110
Di-n-octyl phthalate	<1700		1680	436	J	ug/Kg	*	26	24 - 119
Hexachlorobenzene	<460	F1	1680	483	F1	ug/Kg	*	29	34 - 110
Hexachlorobutadiene	<1200		1680	432	J	ug/Kg	*	26	25 - 110
Hexachlorocyclopentadiene	<1800	F1	1680	<410	F1	ug/Kg	*	0	10 - 110
Hexachloroethane	<2000	F1	1680	<450	F1	ug/Kg	*	0	12 - 110
Isophorone	<2900	F1	1680	<650	F1	ug/Kg	*	0	29 - 110
Nitrobenzene	<490		1680	430	J	ug/Kg	*	26	23 - 110
N-Nitrosodi-n-propylamine	<1400	F1	1680	<320	F1	ug/Kg	*	0	26 - 110
N-Nitrosodiphenylamine	<4600	F1	1680	<1100	F1	ug/Kg	*	0	22 - 110
Pentachlorophenol	<2000	F1	3360	<460	F1	ug/Kg	*	0	10 - 110
Phenol	<1600		1680	646	J	ug/Kg	*	38	17 - 110
3 & 4 Methylphenol	<4400	F1	1680	<1000	F1	ug/Kg	*	0	25 - 110
Fluorene	2500	F1	1680	1050	F1	ug/Kg	*	-87	23 - 110
Acenaphthylene	<77	F1	1680	391	F1	ug/Kg	*	23	24 - 110
Benzo[g,h,i]perylene	6400	F1	1680	1700	F1	ug/Kg	*	-278	10 - 117
Phenanthrene	22000		1680	5610	4	ug/Kg	*	-1003	10 - 166
Benzo[k]fluoranthene	4500	F1	1680	1550	F1	ug/Kg	*	-175	10 - 121

TestAmerica Canton

# QC Sample Results

Client: GHD Services Inc.  
Project/Site: 58505, Janesville WI, SSOW 108014

TestAmerica Job ID: 240-62022-1

## Method: 8270C - Semivolatile Organic Compounds (GC/MS) (Continued)

**Lab Sample ID: 240-62022-3 MS**

**Matrix: Solid**

**Analysis Batch: 222298**

**Client Sample ID: SE-031016-JN-013**

**Prep Type: Total/NA**

**Prep Batch: 221358**

Analyte	Sample	Sample Qualifier	Spike Added	MS MS		Unit	D	%Rec	Limits
	Result			Result	Qualifier				
Benzo[a]pyrene	7600		1680	2540	4	ug/Kg	☼	-301	10 - 110
Anthracene	4600	F1	1680	1400	F1	ug/Kg	☼	-192	20 - 110
Pyrene	21000		1680	5510	4	ug/Kg	☼	-903	10 - 147
Dibenz(a,h)anthracene	<150		1680	699		ug/Kg	☼	42	14 - 113
Naphthalene	4800	F1	1680	1310	F1	ug/Kg	☼	-206	10 - 111
Fluoranthene	27000		1680	6970	4	ug/Kg	☼	-1167	10 - 110
Benzo[a]anthracene	11000		1680	2580	4	ug/Kg	☼	-484	10 - 122
Indeno[1,2,3-cd]pyrene	4300	F1	1680	1450	F1	ug/Kg	☼	-170	10 - 114
Chrysene	12000		1680	3210	4	ug/Kg	☼	-508	10 - 125
Acenaphthene	2300	F1	1680	910	F1	ug/Kg	☼	-81	22 - 110
Benzo[b]fluoranthene	12000		1680	2860	4	ug/Kg	☼	-547	12 - 118

Surrogate	MS MS		Limits
	%Recovery	Qualifier	
2-Fluorobiphenyl (Surr)	15	X	24 - 110
2-Fluorophenol (Surr)	29		24 - 110
2,4,6-Tribromophenol (Surr)	18		10 - 110
Nitrobenzene-d5 (Surr)	57		20 - 110
Phenol-d5 (Surr)	44		26 - 110
Terphenyl-d14 (Surr)	22	X	36 - 110

**Lab Sample ID: 240-62022-3 MSD**

**Matrix: Solid**

**Analysis Batch: 222298**

**Client Sample ID: SE-031016-JN-013**

**Prep Type: Total/NA**

**Prep Batch: 221358**

Analyte	Sample	Sample Qualifier	Spike Added	MSD MSD		Unit	D	%Rec	Limits	RPD	Limit
	Result			Result	Qualifier						
1,1'-Biphenyl	<770	F1	1690	898	J F2	ug/Kg	☼	53	32 - 110	61	32
bis (2-chloroisopropyl) ether	<2100	F1	1690	780	J	ug/Kg	☼	46	11 - 110	NC	42
2,4,5-Trichlorophenol	<5500	F1	1690	<1300	F1	ug/Kg	☼	0	10 - 117	NC	99
2,4,6-Trichlorophenol	<2000	F1	1690	775	J	ug/Kg	☼	46	10 - 110	NC	38
2,4-Dichlorophenol	<4400	F1	1690	<1000	F1	ug/Kg	☼	0	10 - 110	NC	34
2,4-Dimethylphenol	<4400	F1	1690	1130	J	ug/Kg	☼	67	10 - 110	NC	31
2,4-Dinitrophenol	<4600	F1	3370	<1100	F1	ug/Kg	☼	0	10 - 110	NC	99
2,4-Dinitrotoluene	<3800	F1	1690	<860	F1	ug/Kg	☼	0	32 - 110	NC	30
2,6-Dinitrotoluene	<4600	F1	1690	<1100	F1	ug/Kg	☼	0	35 - 110	NC	30
2-Chloronaphthalene	<100	F1	1690	615	J F2	ug/Kg	☼	36	28 - 110	65	30
2-Chlorophenol	<1800	F1	1690	989	J	ug/Kg	☼	59	10 - 110	NC	47
2-Methylnaphthalene	3300	F1	1690	2050	F1 F2	ug/Kg	☼	-75	10 - 133	59	42
2-Methylphenol	<2400	F1	1690	1170	J	ug/Kg	☼	70	24 - 110	NC	51
2-Nitroaniline	<2000	F1	1690	743	J	ug/Kg	☼	44	39 - 110	30	31
2-Nitrophenol	<1800		1690	1380	J F2	ug/Kg	☼	82	10 - 110	90	49
3,3'-Dichlorobenzidine	<4000	F1	3370	<910	F1	ug/Kg	☼	0	10 - 110	NC	56
3-Nitroaniline	<3500	F1	1690	<810	F1	ug/Kg	☼	0	10 - 110	NC	30
4,6-Dinitro-2-methylphenol	<2000	F1	3370	<470	F1	ug/Kg	☼	0	10 - 110	NC	55
4-Bromophenyl phenyl ether	<2900	F1	1690	832	J	ug/Kg	☼	49	33 - 110	NC	30
4-Chloro-3-methylphenol	<4600	F1	1690	<1100	F1	ug/Kg	☼	0	25 - 110	NC	54
4-Chloroaniline	<3800	F1	1690	<860	F1	ug/Kg	☼	0	10 - 110	NC	36
4-Chlorophenyl phenyl ether	<2900	F1	1690	674	J	ug/Kg	☼	40	32 - 110	NC	30
4-Nitroaniline	<5800	F1	1690	<1300	F1	ug/Kg	☼	0	10 - 110	NC	48

TestAmerica Canton

# QC Sample Results

Client: GHD Services Inc.  
Project/Site: 58505, Janesville WI, SSOW 108014

TestAmerica Job ID: 240-62022-1

## Method: 8270C - Semivolatile Organic Compounds (GC/MS) (Continued)

Lab Sample ID: 240-62022-3 MSD

Matrix: Solid

Analysis Batch: 222298

Client Sample ID: SE-031016-JN-013

Prep Type: Total/NA

Prep Batch: 221358

Analyte	Sample Result	Sample Qualifier	Spike Added	MSD Result	MSD Qualifier	Unit	D	%Rec	Limits	RPD	Limit
4-Nitrophenol	<3800	F1	3370	2090	J	ug/Kg	*	62	10 - 113	NC	49
Acetophenone	<2000	F1	1690	<470	F1	ug/Kg	*	0	31 - 110	NC	43
Atrazine	<2000	F1	3370	2010	J F2	ug/Kg	*	60	45 - 118	80	30
Benzaldehyde	<2700		3370	3310	J F2	ug/Kg	*	98	23 - 110	87	42
Bis(2-chloroethoxy)methane	<4900	F1	1690	<1100	F1	ug/Kg	*	0	26 - 110	NC	37
Bis(2-chloroethyl)ether	<440	F1	1690	720	J F2	ug/Kg	*	43	21 - 110	81	55
Bis(2-ethylhexyl) phthalate	27000	B	1690	20000	4 F2 B	ug/Kg	*	-397	40 - 110	70	30
Butyl benzyl phthalate	56000		1690	66500	4 F2	ug/Kg	*	601	44 - 110	151	30
Caprolactam	<8200	F1	3370	<1900	F1	ug/Kg	*	0	10 - 134	NC	32
Carbazole	<6000	F1	1690	1520	J	ug/Kg	*	90	34 - 110	NC	30
Dibenzofuran	<150		1690	1170	J F2	ug/Kg	*	69	29 - 110	65	30
Diethyl phthalate	<3500	F1	1690	<810	F1	ug/Kg	*	0	42 - 110	NC	30
Dimethyl phthalate	<3800	F1	1690	950	J	ug/Kg	*	56	41 - 110	NC	30
Di-n-butyl phthalate	5300	J F1	1690	4860	F1 F2	ug/Kg	*	-24	43 - 110	91	30
Di-n-octyl phthalate	<1700		1690	1340	J F2	ug/Kg	*	79	24 - 119	102	30
Hexachlorobenzene	<460	F1	1690	801	F2	ug/Kg	*	47	34 - 110	50	30
Hexachlorobutadiene	<1200		1690	770	J F2	ug/Kg	*	46	25 - 110	56	34
Hexachlorocyclopentadiene	<1800	F1	1690	<410	F1	ug/Kg	*	0	10 - 110	NC	79
Hexachloroethane	<2000	F1	1690	<460	F1	ug/Kg	*	0	12 - 110	NC	50
Isophorone	<2900	F1	1690	1030	J	ug/Kg	*	61	29 - 110	NC	38
Nitrobenzene	<490		1690	1050	J F2	ug/Kg	*	62	23 - 110	84	41
N-Nitrosodi-n-propylamine	<1400	F1	1690	<320	F1	ug/Kg	*	0	26 - 110	NC	42
N-Nitrosodiphenylamine	<4600	F1	1690	1280	J	ug/Kg	*	76	22 - 110	NC	30
Pentachlorophenol	<2000	F1	3370	<460	F1	ug/Kg	*	0	10 - 110	NC	50
Phenol	<1600		1690	1320	J F2	ug/Kg	*	78	17 - 110	68	53
3 & 4 Methylphenol	<4400	F1	1690	1390	J	ug/Kg	*	83	25 - 110	NC	50
Fluorene	2500	F1	1690	2050	F1	ug/Kg	*	-28	23 - 110	64	99
Acenaphthylene	<77	F1	1690	609		ug/Kg	*	36	24 - 110	44	99
Benzo[g,h,i]perylene	6400	F1	1690	3400	F1	ug/Kg	*	-176	10 - 117	67	99
Phenanthrene	22000		1690	11000	4	ug/Kg	*	-678	10 - 166	65	99
Benzo[k]fluoranthene	4500	F1	1690	3450	F1	ug/Kg	*	-61	10 - 121	76	99
Benzo[a]pyrene	7600		1690	5010	4	ug/Kg	*	-154	10 - 110	65	99
Anthracene	4600	F1	1690	2610	F1	ug/Kg	*	-120	20 - 110	60	99
Pyrene	21000		1690	11200	4	ug/Kg	*	-564	10 - 147	68	99
Dibenz(a,h)anthracene	<150		1690	1060		ug/Kg	*	63	14 - 113	41	99
Naphthalene	4800	F1	1690	2700	F1	ug/Kg	*	-122	10 - 111	69	99
Fluoranthene	27000		1690	14800	4	ug/Kg	*	-699	10 - 110	72	99
Benzo[a]anthracene	11000		1690	4850	4	ug/Kg	*	-347	10 - 122	61	99
Indeno[1,2,3-cd]pyrene	4300	F1	1690	2900	F1	ug/Kg	*	-83	10 - 114	66	99
Chrysene	12000		1690	6290	4	ug/Kg	*	-323	10 - 125	65	99
Acenaphthene	2300	F1	1690	1870	F1	ug/Kg	*	-24	22 - 110	69	99
Benzo[b]fluoranthene	12000		1690	6280	4	ug/Kg	*	-342	12 - 118	75	99

Surrogate	MSD %Recovery	MSD Qualifier	Limits
2-Fluorobiphenyl (Surr)	33		24 - 110
2-Fluorophenol (Surr)	66		24 - 110
2,4,6-Tribromophenol (Surr)	33		10 - 110
Nitrobenzene-d5 (Surr)	57		20 - 110

TestAmerica Canton

# QC Sample Results

Client: GHD Services Inc.  
 Project/Site: 58505, Janesville WI, SSOW 108014

TestAmerica Job ID: 240-62022-1

## Method: 8270C - Semivolatile Organic Compounds (GC/MS) (Continued)

**Lab Sample ID: 240-62022-3 MSD**  
**Matrix: Solid**  
**Analysis Batch: 222298**

**Client Sample ID: SE-031016-JN-013**  
**Prep Type: Total/NA**  
**Prep Batch: 221358**

Surrogate	MSD %Recovery	MSD Qualifier	Limits
Phenol-d5 (Surr)	75		26 - 110
Terphenyl-d14 (Surr)	40		36 - 110

**Lab Sample ID: 240-62022-13 MS**  
**Matrix: Solid**  
**Analysis Batch: 221929**

**Client Sample ID: SE-031016-JN-023**  
**Prep Type: Total/NA**  
**Prep Batch: 221358**

Analyte	Sample Result	Sample Qualifier	Spike Added	MS Result	MS Qualifier	Unit	D	%Rec	Limits
1,1'-Biphenyl	<7.8		1490	1230		ug/Kg	☼	83	32 - 110
bis (2-chloroisopropyl) ether	<21		1490	1150		ug/Kg	☼	77	11 - 110
2,4,5-Trichlorophenol	<56		1490	1190		ug/Kg	☼	80	10 - 117
2,4,6-Trichlorophenol	<20		1490	946		ug/Kg	☼	64	10 - 110
2,4-Dichlorophenol	<45		1490	1260		ug/Kg	☼	85	10 - 110
2,4-Dimethylphenol	<45		1490	1240		ug/Kg	☼	83	10 - 110
2,4-Dinitrophenol	<47		2970	772	J	ug/Kg	☼	26	10 - 110
2,4-Dinitrotoluene	<38		1490	1080		ug/Kg	☼	72	32 - 110
2,6-Dinitrotoluene	<47		1490	1180		ug/Kg	☼	79	35 - 110
2-Chloronaphthalene	<1.0		1490	1240		ug/Kg	☼	83	28 - 110
2-Chlorophenol	<18		1490	1310		ug/Kg	☼	88	10 - 110
2-Methylnaphthalene	8.7	J	1490	1190		ug/Kg	☼	80	10 - 133
2-Methylphenol	<25		1490	1320		ug/Kg	☼	89	24 - 110
2-Nitroaniline	<20		1490	716	J	ug/Kg	☼	48	39 - 110
2-Nitrophenol	<19		1490	1110		ug/Kg	☼	75	10 - 110
3,3'-Dichlorobenzidine	<40		2970	1520		ug/Kg	☼	51	10 - 110
3-Nitroaniline	<36		1490	600	J	ug/Kg	☼	40	10 - 110
4,6-Dinitro-2-methylphenol	<21		2970	1030		ug/Kg	☼	35	10 - 110
4-Bromophenyl phenyl ether	<29		1490	1180		ug/Kg	☼	79	33 - 110
4-Chloro-3-methylphenol	<47		1490	1220		ug/Kg	☼	82	25 - 110
4-Chloroaniline	<38		1490	937		ug/Kg	☼	63	10 - 110
4-Chlorophenyl phenyl ether	<29		1490	1230		ug/Kg	☼	83	32 - 110
4-Nitroaniline	<58		1490	961		ug/Kg	☼	65	10 - 110
4-Nitrophenol	<38		2970	2340		ug/Kg	☼	79	10 - 113
Acetophenone	<21		1490	1220		ug/Kg	☼	82	31 - 110
Atrazine	<20		2970	2540		ug/Kg	☼	85	45 - 118
Benzaldehyde	<27		2970	2240		ug/Kg	☼	75	23 - 110
Bis(2-chloroethoxy)methane	<49		1490	1230		ug/Kg	☼	83	26 - 110
Bis(2-chloroethyl)ether	<4.5		1490	1340		ug/Kg	☼	90	21 - 110
Bis(2-ethylhexyl) phthalate	<42		1490	1210	B	ug/Kg	☼	81	40 - 110
Butyl benzyl phthalate	38	J F1	1490	1480		ug/Kg	☼	97	44 - 110
Caprolactam	<83		2970	1520		ug/Kg	☼	51	10 - 134
Carbazole	<60		1490	1250		ug/Kg	☼	84	34 - 110
Dibenzofuran	<1.5		1490	1240		ug/Kg	☼	83	29 - 110
Diethyl phthalate	<36		1490	1190		ug/Kg	☼	80	42 - 110
Dimethyl phthalate	<38		1490	969		ug/Kg	☼	65	41 - 110
Di-n-butyl phthalate	<33		1490	1330		ug/Kg	☼	90	43 - 110
Di-n-octyl phthalate	<18		1490	962		ug/Kg	☼	65	24 - 119
Hexachlorobenzene	<4.7		1490	954		ug/Kg	☼	64	34 - 110
Hexachlorobutadiene	<13		1490	761		ug/Kg	☼	51	25 - 110

TestAmerica Canton

# QC Sample Results

Client: GHD Services Inc.  
Project/Site: 58505, Janesville WI, SSOW 108014

TestAmerica Job ID: 240-62022-1

## Method: 8270C - Semivolatile Organic Compounds (GC/MS) (Continued)

**Lab Sample ID: 240-62022-13 MS**

**Matrix: Solid**

**Analysis Batch: 221929**

**Client Sample ID: SE-031016-JN-023**

**Prep Type: Total/NA**

**Prep Batch: 221358**

Analyte	Sample	Sample	Spike	MS	MS	Unit	D	%Rec	Limits
	Result	Qualifier	Added	Result	Qualifier				
Hexachlorocyclopentadiene	<18	F1	1490	<36	F1	ug/Kg	☼	0	10 - 110
Hexachloroethane	<20	F1	1490	149	J F1	ug/Kg	☼	10	12 - 110
Isophorone	<29		1490	1250		ug/Kg	☼	84	29 - 110
Nitrobenzene	<4.9		1490	1170		ug/Kg	☼	79	23 - 110
N-Nitrosodi-n-propylamine	<14		1490	1280		ug/Kg	☼	86	26 - 110
N-Nitrosodiphenylamine	<47		1490	1270		ug/Kg	☼	85	22 - 110
Pentachlorophenol	<20		2970	1760		ug/Kg	☼	59	10 - 110
Phenol	<16		1490	1350		ug/Kg	☼	91	17 - 110
3 & 4 Methylphenol	<45		1490	1220	J	ug/Kg	☼	82	25 - 110
Fluorene	14	J	1490	1280		ug/Kg	☼	85	23 - 110
Acenaphthylene	11	J	1490	1290		ug/Kg	☼	86	24 - 110
Benzo[g,h,i]perylene	60		1490	1290		ug/Kg	☼	83	10 - 117
Phenanthrene	110		1490	1390		ug/Kg	☼	87	10 - 166
Benzo[k]fluoranthene	33		1490	1230		ug/Kg	☼	80	10 - 121
Benzo[a]pyrene	82		1490	1240		ug/Kg	☼	78	10 - 110
Anthracene	25		1490	1280		ug/Kg	☼	84	20 - 110
Pyrene	190		1490	1700		ug/Kg	☼	102	10 - 147
Dibenz(a,h)anthracene	<1.5		1490	1230		ug/Kg	☼	83	14 - 113
Naphthalene	12	J	1490	1140		ug/Kg	☼	76	10 - 111
Fluoranthene	190		1490	1540		ug/Kg	☼	91	10 - 110
Benzo[a]anthracene	86		1490	1300		ug/Kg	☼	82	10 - 122
Indeno[1,2,3-cd]pyrene	52		1490	1260		ug/Kg	☼	81	10 - 114
Chrysene	100		1490	1380		ug/Kg	☼	86	10 - 125
Acenaphthene	<1.7		1490	1230		ug/Kg	☼	83	22 - 110
Benzo[b]fluoranthene	100		1490	1230		ug/Kg	☼	76	12 - 118

Surrogate	MS	MS	Limits
	%Recovery	Qualifier	
2-Fluorobiphenyl (Surr)	81		24 - 110
2-Fluorophenol (Surr)	84		24 - 110
2,4,6-Tribromophenol (Surr)	68		10 - 110
Nitrobenzene-d5 (Surr)	72		20 - 110
Phenol-d5 (Surr)	87		26 - 110
Terphenyl-d14 (Surr)	86		36 - 110

**Lab Sample ID: 240-62022-13 MSD**

**Matrix: Solid**

**Analysis Batch: 221929**

**Client Sample ID: SE-031016-JN-023**

**Prep Type: Total/NA**

**Prep Batch: 221358**

Analyte	Sample	Sample	Spike	MSD	MSD	Unit	D	%Rec	Limits	RPD	Limit
	Result	Qualifier	Added	Result	Qualifier						
1,1'-Biphenyl	<7.8		1490	1190		ug/Kg	☼	80	32 - 110	3	32
bis (2-chloroisopropyl) ether	<21		1490	1130		ug/Kg	☼	76	11 - 110	2	42
2,4,5-Trichlorophenol	<56		1490	1240		ug/Kg	☼	83	10 - 117	4	99
2,4,6-Trichlorophenol	<20		1490	1100		ug/Kg	☼	74	10 - 110	15	38
2,4-Dichlorophenol	<45		1490	1280		ug/Kg	☼	86	10 - 110	2	34
2,4-Dimethylphenol	<45		1490	1220		ug/Kg	☼	82	10 - 110	1	31
2,4-Dinitrophenol	<47		2970	483	J	ug/Kg	☼	16	10 - 110	46	99
2,4-Dinitrotoluene	<38		1490	1200		ug/Kg	☼	81	32 - 110	11	30
2,6-Dinitrotoluene	<47		1490	1250		ug/Kg	☼	84	35 - 110	6	30

TestAmerica Canton

# QC Sample Results

Client: GHD Services Inc.  
 Project/Site: 58505, Janesville WI, SSOW 108014

TestAmerica Job ID: 240-62022-1

## Method: 8270C - Semivolatile Organic Compounds (GC/MS) (Continued)

**Lab Sample ID: 240-62022-13 MSD**

**Client Sample ID: SE-031016-JN-023**

**Matrix: Solid**

**Prep Type: Total/NA**

**Analysis Batch: 221929**

**Prep Batch: 221358**

Analyte	Sample	Sample	Spike	MSD	MSD	Unit	D	%Rec	%Rec.	RPD	Limit
	Result	Qualifier	Added	Result	Qualifier				Limits		
2-Chloronaphthalene	<1.0		1490	1170		ug/Kg	☼	78	28 - 110	6	30
2-Chlorophenol	<18		1490	1270		ug/Kg	☼	86	10 - 110	3	47
2-Methylnaphthalene	8.7	J	1490	1150		ug/Kg	☼	77	10 - 133	4	42
2-Methylphenol	<25		1490	1270		ug/Kg	☼	86	24 - 110	4	51
2-Nitroaniline	<20		1490	890		ug/Kg	☼	60	39 - 110	22	31
2-Nitrophenol	<19		1490	1100		ug/Kg	☼	74	10 - 110	1	49
3,3'-Dichlorobenzidine	<40		2970	1770		ug/Kg	☼	59	10 - 110	15	56
3-Nitroaniline	<36		1490	720		ug/Kg	☼	48	10 - 110	18	30
4,6-Dinitro-2-methylphenol	<21		2970	698		ug/Kg	☼	23	10 - 110	38	55
4-Bromophenyl phenyl ether	<29		1490	1210		ug/Kg	☼	81	33 - 110	2	30
4-Chloro-3-methylphenol	<47		1490	1270		ug/Kg	☼	85	25 - 110	4	54
4-Chloroaniline	<38		1490	1110		ug/Kg	☼	75	10 - 110	17	36
4-Chlorophenyl phenyl ether	<29		1490	1210		ug/Kg	☼	81	32 - 110	2	30
4-Nitroaniline	<58		1490	1070		ug/Kg	☼	72	10 - 110	11	48
4-Nitrophenol	<38		2970	2600		ug/Kg	☼	87	10 - 113	10	49
Acetophenone	<21		1490	1160		ug/Kg	☼	78	31 - 110	5	43
Atrazine	<20		2970	2670		ug/Kg	☼	90	45 - 118	5	30
Benzaldehyde	<27		2970	2220		ug/Kg	☼	75	23 - 110	1	42
Bis(2-chloroethoxy)methane	<49		1490	1260		ug/Kg	☼	85	26 - 110	2	37
Bis(2-chloroethyl)ether	<4.5		1490	1350		ug/Kg	☼	91	21 - 110	1	55
Bis(2-ethylhexyl) phthalate	<42		1490	1300	B	ug/Kg	☼	88	40 - 110	8	30
Butyl benzyl phthalate	38	J F1	1490	2580	F1 F2	ug/Kg	☼	171	44 - 110	54	30
Caprolactam	<83		2970	1960		ug/Kg	☼	66	10 - 134	25	32
Carbazole	<60		1490	1350		ug/Kg	☼	91	34 - 110	8	30
Dibenzofuran	<1.5		1490	1210		ug/Kg	☼	81	29 - 110	2	30
Diethyl phthalate	<36		1490	1270		ug/Kg	☼	86	42 - 110	7	30
Dimethyl phthalate	<38		1490	1080		ug/Kg	☼	72	41 - 110	11	30
Di-n-butyl phthalate	<33		1490	1370		ug/Kg	☼	92	43 - 110	3	30
Di-n-octyl phthalate	<18		1490	969		ug/Kg	☼	65	24 - 119	1	30
Hexachlorobenzene	<4.7		1490	869		ug/Kg	☼	58	34 - 110	9	30
Hexachlorobutadiene	<13		1490	695		ug/Kg	☼	47	25 - 110	9	34
Hexachlorocyclopentadiene	<18	F1	1490	<27	F1	ug/Kg	☼	0	10 - 110	NC	79
Hexachloroethane	<20	F1	1490	219		ug/Kg	☼	15	12 - 110	38	50
Isophorone	<29		1490	1240		ug/Kg	☼	83	29 - 110	1	38
Nitrobenzene	<4.9		1490	1140		ug/Kg	☼	77	23 - 110	2	41
N-Nitrosodi-n-propylamine	<14		1490	1270		ug/Kg	☼	85	26 - 110	1	42
N-Nitrosodiphenylamine	<47		1490	1290		ug/Kg	☼	87	22 - 110	2	30
Pentachlorophenol	<20		2970	1620		ug/Kg	☼	55	10 - 110	8	50
Phenol	<16		1490	1290		ug/Kg	☼	86	17 - 110	5	53
3 & 4 Methylphenol	<45		1490	1240	J	ug/Kg	☼	84	25 - 110	2	50
Fluorene	14	J	1490	1210		ug/Kg	☼	80	23 - 110	6	99
Acenaphthylene	11	J	1490	1230		ug/Kg	☼	82	24 - 110	5	99
Benzo[g,h,i]perylene	60		1490	1140		ug/Kg	☼	73	10 - 117	12	99
Phenanthrene	110		1490	1450		ug/Kg	☼	91	10 - 166	4	99
Benzo[k]fluoranthene	33		1490	1250		ug/Kg	☼	82	10 - 121	2	99
Benzo[a]pyrene	82		1490	1220		ug/Kg	☼	76	10 - 110	2	99
Anthracene	25		1490	1270		ug/Kg	☼	84	20 - 110	0	99
Pyrene	190		1490	1660		ug/Kg	☼	99	10 - 147	3	99

TestAmerica Canton

# QC Sample Results

Client: GHD Services Inc.  
 Project/Site: 58505, Janesville WI, SSOW 108014

TestAmerica Job ID: 240-62022-1

## Method: 8270C - Semivolatile Organic Compounds (GC/MS) (Continued)

**Lab Sample ID: 240-62022-13 MSD**

**Matrix: Solid**

**Analysis Batch: 221929**

**Client Sample ID: SE-031016-JN-023**

**Prep Type: Total/NA**

**Prep Batch: 221358**

Analyte	Sample Result	Sample Qualifier	Spike Added	MSD Result	MSD Qualifier	Unit	D	%Rec	%Rec. Limits	RPD	RPD Limit
Dibenz(a,h)anthracene	<1.5		1490	1130		ug/Kg	☼	76	14 - 113	9	99
Naphthalene	12	J	1490	1080		ug/Kg	☼	72	10 - 111	5	99
Fluoranthene	190		1490	1670		ug/Kg	☼	99	10 - 110	8	99
Benzo[a]anthracene	86		1490	1330		ug/Kg	☼	83	10 - 122	2	99
Indeno[1,2,3-cd]pyrene	52		1490	1150		ug/Kg	☼	74	10 - 114	9	99
Chrysene	100		1490	1390		ug/Kg	☼	86	10 - 125	1	99
Acenaphthene	<1.7		1490	1180		ug/Kg	☼	79	22 - 110	4	99
Benzo[b]fluoranthene	100		1490	1310		ug/Kg	☼	81	12 - 118	6	99

Surrogate	MSD %Recovery	MSD Qualifier	MSD Limits
2-Fluorobiphenyl (Surr)	77		24 - 110
2-Fluorophenol (Surr)	81		24 - 110
2,4,6-Tribromophenol (Surr)	72		10 - 110
Nitrobenzene-d5 (Surr)	70		20 - 110
Phenol-d5 (Surr)	76		26 - 110
Terphenyl-d14 (Surr)	81		36 - 110

**Lab Sample ID: MB 240-221375/23-A**

**Matrix: Solid**

**Analysis Batch: 221760**

**Client Sample ID: Method Blank**

**Prep Type: Total/NA**

**Prep Batch: 221375**

Analyte	MB Result	MB Qualifier	LOQ	LOD	Unit	D	Prepared	Analyzed	Dil Fac
1,1'-Biphenyl	<3.5		50	3.5	ug/Kg		03/14/16 07:57	03/16/16 10:05	1
bis (2-chloroisopropyl) ether	<9.5		100	9.5	ug/Kg		03/14/16 07:57	03/16/16 10:05	1
2,4,5-Trichlorophenol	<25		150	25	ug/Kg		03/14/16 07:57	03/16/16 10:05	1
2,4,6-Trichlorophenol	<8.9		150	8.9	ug/Kg		03/14/16 07:57	03/16/16 10:05	1
2,4-Dichlorophenol	<20		150	20	ug/Kg		03/14/16 07:57	03/16/16 10:05	1
2,4-Dimethylphenol	<20		150	20	ug/Kg		03/14/16 07:57	03/16/16 10:05	1
2,4-Dinitrophenol	<21		330	21	ug/Kg		03/14/16 07:57	03/16/16 10:05	1
2,4-Dinitrotoluene	<17		200	17	ug/Kg		03/14/16 07:57	03/16/16 10:05	1
2,6-Dinitrotoluene	<21		200	21	ug/Kg		03/14/16 07:57	03/16/16 10:05	1
2-Chloronaphthalene	<0.45		50	0.45	ug/Kg		03/14/16 07:57	03/16/16 10:05	1
2-Chlorophenol	<8.2		50	8.2	ug/Kg		03/14/16 07:57	03/16/16 10:05	1
2-Methylnaphthalene	<0.50		6.7	0.50	ug/Kg		03/14/16 07:57	03/16/16 10:05	1
2-Methylphenol	<11		200	11	ug/Kg		03/14/16 07:57	03/16/16 10:05	1
2-Nitroaniline	<9.1		200	9.1	ug/Kg		03/14/16 07:57	03/16/16 10:05	1
2-Nitrophenol	<8.3		50	8.3	ug/Kg		03/14/16 07:57	03/16/16 10:05	1
3,3'-Dichlorobenzidine	<18		100	18	ug/Kg		03/14/16 07:57	03/16/16 10:05	1
3-Nitroaniline	<16		200	16	ug/Kg		03/14/16 07:57	03/16/16 10:05	1
4,6-Dinitro-2-methylphenol	<9.2		150	9.2	ug/Kg		03/14/16 07:57	03/16/16 10:05	1
4-Bromophenyl phenyl ether	<13		50	13	ug/Kg		03/14/16 07:57	03/16/16 10:05	1
4-Chloro-3-methylphenol	<21		150	21	ug/Kg		03/14/16 07:57	03/16/16 10:05	1
4-Chloroaniline	<17		150	17	ug/Kg		03/14/16 07:57	03/16/16 10:05	1
4-Chlorophenyl phenyl ether	<13		50	13	ug/Kg		03/14/16 07:57	03/16/16 10:05	1
4-Nitroaniline	<26		200	26	ug/Kg		03/14/16 07:57	03/16/16 10:05	1
4-Nitrophenol	<17		330	17	ug/Kg		03/14/16 07:57	03/16/16 10:05	1
Acetophenone	<9.2		100	9.2	ug/Kg		03/14/16 07:57	03/16/16 10:05	1
Atrazine	<9.1		200	9.1	ug/Kg		03/14/16 07:57	03/16/16 10:05	1

TestAmerica Canton

# QC Sample Results

Client: GHD Services Inc.  
Project/Site: 58505, Janesville WI, SSOW 108014

TestAmerica Job ID: 240-62022-1

## Method: 8270C - Semivolatile Organic Compounds (GC/MS) (Continued)

**Lab Sample ID: MB 240-221375/23-A**  
**Matrix: Solid**  
**Analysis Batch: 221760**

**Client Sample ID: Method Blank**  
**Prep Type: Total/NA**  
**Prep Batch: 221375**

Analyte	MB	MB	LOQ	LOD	Unit	D	Prepared	Analyzed	Dil Fac
	Result	Qualifier							
Benzaldehyde	<12		100	12	ug/Kg		03/14/16 07:57	03/16/16 10:05	1
Bis(2-chloroethoxy)methane	<22		100	22	ug/Kg		03/14/16 07:57	03/16/16 10:05	1
Bis(2-chloroethyl)ether	<2.0		100	2.0	ug/Kg		03/14/16 07:57	03/16/16 10:05	1
Bis(2-ethylhexyl) phthalate	28.5	J	70	19	ug/Kg		03/14/16 07:57	03/16/16 10:05	1
Butyl benzyl phthalate	<10		70	10	ug/Kg		03/14/16 07:57	03/16/16 10:05	1
Caprolactam	<37		330	37	ug/Kg		03/14/16 07:57	03/16/16 10:05	1
Carbazole	<27		50	27	ug/Kg		03/14/16 07:57	03/16/16 10:05	1
Dibenzofuran	<0.66		50	0.66	ug/Kg		03/14/16 07:57	03/16/16 10:05	1
Diethyl phthalate	<16		70	16	ug/Kg		03/14/16 07:57	03/16/16 10:05	1
Dimethyl phthalate	<17		70	17	ug/Kg		03/14/16 07:57	03/16/16 10:05	1
Di-n-butyl phthalate	62.4	J	70	15	ug/Kg		03/14/16 07:57	03/16/16 10:05	1
Di-n-octyl phthalate	<7.9		70	7.9	ug/Kg		03/14/16 07:57	03/16/16 10:05	1
Hexachlorobenzene	<2.1		6.7	2.1	ug/Kg		03/14/16 07:57	03/16/16 10:05	1
Hexachlorobutadiene	<5.6		50	5.6	ug/Kg		03/14/16 07:57	03/16/16 10:05	1
Hexachlorocyclopentadiene	<8.1		330	8.1	ug/Kg		03/14/16 07:57	03/16/16 10:05	1
Hexachloroethane	<9.0		50	9.0	ug/Kg		03/14/16 07:57	03/16/16 10:05	1
Isophorone	<13		50	13	ug/Kg		03/14/16 07:57	03/16/16 10:05	1
Nitrobenzene	<2.2		100	2.2	ug/Kg		03/14/16 07:57	03/16/16 10:05	1
N-Nitrosodi-n-propylamine	<6.3		50	6.3	ug/Kg		03/14/16 07:57	03/16/16 10:05	1
N-Nitrosodiphenylamine	<21		50	21	ug/Kg		03/14/16 07:57	03/16/16 10:05	1
Pentachlorophenol	<9.1		150	9.1	ug/Kg		03/14/16 07:57	03/16/16 10:05	1
Phenol	<7.3		50	7.3	ug/Kg		03/14/16 07:57	03/16/16 10:05	1
3 & 4 Methylphenol	<20		400	20	ug/Kg		03/14/16 07:57	03/16/16 10:05	1
Fluorene	<0.53		6.7	0.53	ug/Kg		03/14/16 07:57	03/16/16 10:05	1
Acenaphthylene	<0.35		6.7	0.35	ug/Kg		03/14/16 07:57	03/16/16 10:05	1
Benzo[g,h,i]perylene	<0.35		6.7	0.35	ug/Kg		03/14/16 07:57	03/16/16 10:05	1
Phenanthrene	<0.73		6.7	0.73	ug/Kg		03/14/16 07:57	03/16/16 10:05	1
Benzo[k]fluoranthene	<0.68		6.7	0.68	ug/Kg		03/14/16 07:57	03/16/16 10:05	1
Benzo[a]pyrene	<0.64		6.7	0.64	ug/Kg		03/14/16 07:57	03/16/16 10:05	1
Anthracene	<0.78		6.7	0.78	ug/Kg		03/14/16 07:57	03/16/16 10:05	1
Pyrene	<0.44		6.7	0.44	ug/Kg		03/14/16 07:57	03/16/16 10:05	1
Dibenz(a,h)anthracene	<0.66		6.7	0.66	ug/Kg		03/14/16 07:57	03/16/16 10:05	1
Naphthalene	<0.82		6.7	0.82	ug/Kg		03/14/16 07:57	03/16/16 10:05	1
Fluoranthene	<0.55		6.7	0.55	ug/Kg		03/14/16 07:57	03/16/16 10:05	1
Benzo[a]anthracene	<0.63		6.7	0.63	ug/Kg		03/14/16 07:57	03/16/16 10:05	1
Indeno[1,2,3-cd]pyrene	<0.35		6.7	0.35	ug/Kg		03/14/16 07:57	03/16/16 10:05	1
Chrysene	<1.1		6.7	1.1	ug/Kg		03/14/16 07:57	03/16/16 10:05	1
Acenaphthene	<0.76		6.7	0.76	ug/Kg		03/14/16 07:57	03/16/16 10:05	1
Benzo[b]fluoranthene	<0.59		6.7	0.59	ug/Kg		03/14/16 07:57	03/16/16 10:05	1

Surrogate	MB	MB	Limits	Prepared	Analyzed	Dil Fac
	%Recovery	Qualifier				
2-Fluorobiphenyl (Surr)	61		24 - 110	03/14/16 07:57	03/16/16 10:05	1
2-Fluorophenol (Surr)	57		24 - 110	03/14/16 07:57	03/16/16 10:05	1
2,4,6-Tribromophenol (Surr)	40		10 - 110	03/14/16 07:57	03/16/16 10:05	1
Nitrobenzene-d5 (Surr)	56		20 - 110	03/14/16 07:57	03/16/16 10:05	1
Phenol-d5 (Surr)	60		26 - 110	03/14/16 07:57	03/16/16 10:05	1
Terphenyl-d14 (Surr)	68		36 - 110	03/14/16 07:57	03/16/16 10:05	1

TestAmerica Canton



# QC Sample Results

Client: GHD Services Inc.  
 Project/Site: 58505, Janesville WI, SSOW 108014

TestAmerica Job ID: 240-62022-1

## Method: 8270C - Semivolatile Organic Compounds (GC/MS) (Continued)

**Lab Sample ID: LCS 240-221375/24-A**

**Matrix: Solid**

**Analysis Batch: 221760**

**Client Sample ID: Lab Control Sample**

**Prep Type: Total/NA**

**Prep Batch: 221375**

Analyte	Spike Added	LCS Result	LCS Qualifier	Unit	D	%Rec	Limits
1,1'-Biphenyl	667	414		ug/Kg		62	35 - 110
bis (2-chloroisopropyl) ether	667	398		ug/Kg		60	29 - 110
2,4,5-Trichlorophenol	667	248		ug/Kg		37	25 - 110
2,4,6-Trichlorophenol	667	257		ug/Kg		38	12 - 110
2,4-Dichlorophenol	667	417		ug/Kg		63	39 - 110
2,4-Dimethylphenol	667	375		ug/Kg		56	29 - 110
2,4-Dinitrophenol	1330	487		ug/Kg		37	10 - 110
2,4-Dinitrotoluene	667	457		ug/Kg		69	48 - 110
2,6-Dinitrotoluene	667	407		ug/Kg		61	45 - 110
2-Chloronaphthalene	667	407		ug/Kg		61	32 - 110
2-Chlorophenol	667	408		ug/Kg		61	37 - 110
2-Methylnaphthalene	667	405		ug/Kg		61	36 - 110
2-Methylphenol	667	419		ug/Kg		63	41 - 110
2-Nitroaniline	667	399		ug/Kg		60	45 - 110
2-Nitrophenol	667	404		ug/Kg		61	34 - 110
3,3'-Dichlorobenzidine	1330	803		ug/Kg		60	28 - 110
3-Nitroaniline	667	414		ug/Kg		62	44 - 110
4,6-Dinitro-2-methylphenol	1330	630		ug/Kg		47	10 - 110
4-Bromophenyl phenyl ether	667	368		ug/Kg		55	39 - 110
4-Chloro-3-methylphenol	667	368		ug/Kg		55	48 - 110
4-Chloroaniline	667	320		ug/Kg		48	30 - 110
4-Chlorophenyl phenyl ether	667	406		ug/Kg		61	40 - 110
4-Nitroaniline	667	439		ug/Kg		66	48 - 110
4-Nitrophenol	1330	735		ug/Kg		55	28 - 110
Acetophenone	667	383		ug/Kg		58	40 - 110
Atrazine	1330	977		ug/Kg		73	54 - 120
Benzaldehyde	1330	811		ug/Kg		61	32 - 110
Bis(2-chloroethoxy)methane	667	409		ug/Kg		61	32 - 110
Bis(2-chloroethyl)ether	667	428		ug/Kg		64	34 - 110
Bis(2-ethylhexyl) phthalate	667	466		ug/Kg		70	50 - 110
Butyl benzyl phthalate	667	482		ug/Kg		72	51 - 110
Caprolactam	1330	1030		ug/Kg		78	44 - 114
Carbazole	667	447		ug/Kg		67	50 - 110
Dibenzofuran	667	405		ug/Kg		61	43 - 110
Diethyl phthalate	667	413		ug/Kg		62	52 - 110
Dimethyl phthalate	667	419		ug/Kg		63	50 - 110
Di-n-butyl phthalate	667	450		ug/Kg		67	51 - 110
Di-n-octyl phthalate	667	445		ug/Kg		67	48 - 110
Hexachlorobenzene	667	351		ug/Kg		53	43 - 110
Hexachlorobutadiene	667	396		ug/Kg		59	29 - 110
Hexachlorocyclopentadiene	667	258	J	ug/Kg		39	12 - 110
Hexachloroethane	667	353		ug/Kg		53	30 - 110
Isophorone	667	409		ug/Kg		61	36 - 110
Nitrobenzene	667	378		ug/Kg		57	32 - 110
N-Nitrosodi-n-propylamine	667	395		ug/Kg		59	38 - 110
N-Nitrosodiphenylamine	667	407		ug/Kg		61	46 - 110
Pentachlorophenol	1330	703		ug/Kg		53	10 - 110
Phenol	667	404		ug/Kg		61	38 - 110

TestAmerica Canton

# QC Sample Results

Client: GHD Services Inc.  
Project/Site: 58505, Janesville WI, SSOW 108014

TestAmerica Job ID: 240-62022-1

## Method: 8270C - Semivolatile Organic Compounds (GC/MS) (Continued)

**Lab Sample ID: LCS 240-221375/24-A**  
**Matrix: Solid**  
**Analysis Batch: 221760**

**Client Sample ID: Lab Control Sample**  
**Prep Type: Total/NA**  
**Prep Batch: 221375**

Analyte	Spike Added	LCS Result	LCS Qualifier	Unit	D	%Rec	%Rec. Limits
3 & 4 Methylphenol	667	434		ug/Kg		65	40 - 110
Fluorene	667	401		ug/Kg		60	46 - 110
Acenaphthylene	667	403		ug/Kg		60	40 - 110
Benzo[g,h,i]perylene	667	524		ug/Kg		79	51 - 110
Phenanthrene	667	443		ug/Kg		66	49 - 110
Benzo[k]fluoranthene	667	458		ug/Kg		69	38 - 105
Benzo[a]pyrene	667	475		ug/Kg		71	44 - 110
Anthracene	667	464		ug/Kg		70	48 - 110
Pyrene	667	520		ug/Kg		78	49 - 110
Dibenz(a,h)anthracene	667	524		ug/Kg		79	51 - 110
Naphthalene	667	404		ug/Kg		61	36 - 110
Fluoranthene	667	462		ug/Kg		69	51 - 110
Benzo[a]anthracene	667	474		ug/Kg		71	50 - 110
Indeno[1,2,3-cd]pyrene	667	519		ug/Kg		78	50 - 110
Chrysene	667	493		ug/Kg		74	50 - 110
Acenaphthene	667	387		ug/Kg		58	38 - 110
Benzo[b]fluoranthene	667	481		ug/Kg		72	43 - 110

Surrogate	LCS %Recovery	LCS Qualifier	Limits
2-Fluorobiphenyl (Surr)	66		24 - 110
2-Fluorophenol (Surr)	62		24 - 110
2,4,6-Tribromophenol (Surr)	40		10 - 110
Nitrobenzene-d5 (Surr)	59		20 - 110
Phenol-d5 (Surr)	67		26 - 110
Terphenyl-d14 (Surr)	74		36 - 110

## Method: 1630 - Methyl Mercury (GC)

**Lab Sample ID: MB 240-221445/1-A**  
**Matrix: Solid**  
**Analysis Batch: 222277**

**Client Sample ID: Method Blank**  
**Prep Type: Total/NA**  
**Prep Batch: 221445**

Analyte	MB Result	MB Qualifier	LOQ	LOD	Unit	D	Prepared	Analyzed	Dil Fac
Methyl Mercury	<0.030		0.10	0.030	ug/Kg		03/14/16 11:58	03/18/16 19:59	1

Surrogate	MB %Recovery	MB Qualifier	Limits	Prepared	Analyzed	Dil Fac
n-Propyl Mercury Chloride	22		10 - 149	03/14/16 11:58	03/18/16 19:59	1

**Lab Sample ID: LCS 240-221445/2-A**  
**Matrix: Solid**  
**Analysis Batch: 222277**

**Client Sample ID: Lab Control Sample**  
**Prep Type: Total/NA**  
**Prep Batch: 221445**

Analyte	Spike Added	LCS Result	LCS Qualifier	Unit	D	%Rec	%Rec. Limits
Methyl Mercury	1.00	0.694		ug/Kg		69	41 - 135

Surrogate	LCS %Recovery	LCS Qualifier	Limits
n-Propyl Mercury Chloride	19		10 - 149

TestAmerica Canton

# QC Sample Results

Client: GHD Services Inc.  
 Project/Site: 58505, Janesville WI, SSOW 108014

TestAmerica Job ID: 240-62022-1

## Method: 8082 - Polychlorinated Biphenyls (PCBs) by Gas Chromatography

**Lab Sample ID: MB 240-221356/23-A**  
**Matrix: Solid**  
**Analysis Batch: 221858**

**Client Sample ID: Method Blank**  
**Prep Type: Total/NA**  
**Prep Batch: 221356**

Analyte	MB Result	MB Qualifier	LOQ	LOD	Unit	D	Prepared	Analyzed	Dil Fac
Aroclor-1016	<12		33	12	ug/Kg		03/14/16 06:37	03/17/16 01:24	1
Aroclor-1221	<16		33	16	ug/Kg		03/14/16 06:37	03/17/16 01:24	1
Aroclor-1232	<20		33	20	ug/Kg		03/14/16 06:37	03/17/16 01:24	1
Aroclor-1242	<11		33	11	ug/Kg		03/14/16 06:37	03/17/16 01:24	1
Aroclor-1248	<8.0		33	8.0	ug/Kg		03/14/16 06:37	03/17/16 01:24	1
Aroclor-1254	<14		33	14	ug/Kg		03/14/16 06:37	03/17/16 01:24	1
Aroclor-1260	14.7	J	33	9.0	ug/Kg		03/14/16 06:37	03/17/16 01:24	1
Aroclor-1262	<10		33	10	ug/Kg		03/14/16 06:37	03/17/16 01:24	1
Aroclor-1268	<13		33	13	ug/Kg		03/14/16 06:37	03/17/16 01:24	1

Surrogate	MB %Recovery	MB Qualifier	Limits	Prepared	Analyzed	Dil Fac
Tetrachloro-m-xylene	55		13 - 134	03/14/16 06:37	03/17/16 01:24	1
DCB Decachlorobiphenyl	53		10 - 155	03/14/16 06:37	03/17/16 01:24	1

**Lab Sample ID: LCS 240-221356/24-A**  
**Matrix: Solid**  
**Analysis Batch: 221858**

**Client Sample ID: Lab Control Sample**  
**Prep Type: Total/NA**  
**Prep Batch: 221356**

Analyte	Spike Added	LCS Result	LCS Qualifier	Unit	D	%Rec	Limits
Aroclor-1016	333	253		ug/Kg		76	51 - 120
Aroclor-1260	333	227		ug/Kg		68	48 - 120

Surrogate	LCS %Recovery	LCS Qualifier	Limits
Tetrachloro-m-xylene	77		13 - 134
DCB Decachlorobiphenyl	64		10 - 155

**Lab Sample ID: MB 240-222138/19-A**  
**Matrix: Solid**  
**Analysis Batch: 222863**

**Client Sample ID: Method Blank**  
**Prep Type: Total/NA**  
**Prep Batch: 222138**

Analyte	MB Result	MB Qualifier	LOQ	LOD	Unit	D	Prepared	Analyzed	Dil Fac
Aroclor-1016	<12		33	12	ug/Kg		03/18/16 08:15	03/24/16 01:14	1
Aroclor-1221	<16		33	16	ug/Kg		03/18/16 08:15	03/24/16 01:14	1
Aroclor-1232	<20		33	20	ug/Kg		03/18/16 08:15	03/24/16 01:14	1
Aroclor-1242	<11		33	11	ug/Kg		03/18/16 08:15	03/24/16 01:14	1
Aroclor-1248	<8.0		33	8.0	ug/Kg		03/18/16 08:15	03/24/16 01:14	1
Aroclor-1254	<14		33	14	ug/Kg		03/18/16 08:15	03/24/16 01:14	1
Aroclor-1260	<9.0		33	9.0	ug/Kg		03/18/16 08:15	03/24/16 01:14	1
Aroclor-1262	<10		33	10	ug/Kg		03/18/16 08:15	03/24/16 01:14	1
Aroclor-1268	<13		33	13	ug/Kg		03/18/16 08:15	03/24/16 01:14	1

Surrogate	MB %Recovery	MB Qualifier	Limits	Prepared	Analyzed	Dil Fac
Tetrachloro-m-xylene	45		13 - 134	03/18/16 08:15	03/24/16 01:14	1
DCB Decachlorobiphenyl	56		10 - 155	03/18/16 08:15	03/24/16 01:14	1

TestAmerica Canton

# QC Sample Results

Client: GHD Services Inc.  
Project/Site: 58505, Janesville WI, SSOW 108014

TestAmerica Job ID: 240-62022-1

## Method: 8082 - Polychlorinated Biphenyls (PCBs) by Gas Chromatography (Continued)

**Lab Sample ID: LCS 240-222138/20-A**

**Matrix: Solid**

**Analysis Batch: 222863**

**Client Sample ID: Lab Control Sample**

**Prep Type: Total/NA**

**Prep Batch: 222138**

Analyte	Spike Added	LCS Result	LCS Qualifier	Unit	D	%Rec	Limits
Aroclor-1016	333	179		ug/Kg		54	51 - 120
Aroclor-1260	333	194		ug/Kg		58	48 - 120
<b>LCS LCS</b>							
<b>Surrogate</b>	<b>%Recovery</b>	<b>Qualifier</b>	<b>Limits</b>				
Tetrachloro-m-xylene	54		13 - 134				
DCB Decachlorobiphenyl	60		10 - 155				

**Lab Sample ID: 240-62022-3 MS**

**Matrix: Solid**

**Analysis Batch: 222863**

**Client Sample ID: SE-031016-JN-013**

**Prep Type: Total/NA**

**Prep Batch: 222138**

Analyte	Sample Result	Sample Qualifier	Spike Added	MS Result	MS Qualifier	Unit	D	%Rec	Limits
Aroclor-1016	<150	F1	825	466		ug/Kg	☼	56	17 - 141
Aroclor-1260	<110	F1	825	536		ug/Kg	☼	65	19 - 137
<b>MS MS</b>									
<b>Surrogate</b>	<b>%Recovery</b>	<b>Qualifier</b>	<b>Limits</b>						
Tetrachloro-m-xylene	67		13 - 134						
DCB Decachlorobiphenyl	1330	X	10 - 155						

**Lab Sample ID: 240-62022-3 MSD**

**Matrix: Solid**

**Analysis Batch: 222863**

**Client Sample ID: SE-031016-JN-013**

**Prep Type: Total/NA**

**Prep Batch: 222138**

Analyte	Sample Result	Sample Qualifier	Spike Added	MSD Result	MSD Qualifier	Unit	D	%Rec	Limits	RPD	Limit
Aroclor-1016	<150	F1	821	<150	F1	ug/Kg	☼	0	17 - 141	NC	56
Aroclor-1260	<110		821	164	J F2	ug/Kg	☼	20	19 - 137	90	55
<b>MSD MSD</b>											
<b>Surrogate</b>	<b>%Recovery</b>	<b>Qualifier</b>	<b>Limits</b>								
Tetrachloro-m-xylene	20		13 - 134								
DCB Decachlorobiphenyl	335	X	10 - 155								

**Lab Sample ID: 240-62022-13 MS**

**Matrix: Solid**

**Analysis Batch: 222863**

**Client Sample ID: SE-031016-JN-023**

**Prep Type: Total/NA**

**Prep Batch: 222138**

Analyte	Sample Result	Sample Qualifier	Spike Added	MS Result	MS Qualifier	Unit	D	%Rec	Limits
Aroclor-1016	<140		745	<130	F1	ug/Kg	☼	0	17 - 141
Aroclor-1260	<100	F1	745	132	J F1	ug/Kg	☼	18	19 - 137
<b>MS MS</b>									
<b>Surrogate</b>	<b>%Recovery</b>	<b>Qualifier</b>	<b>Limits</b>						
Tetrachloro-m-xylene	23		13 - 134						
DCB Decachlorobiphenyl	25		10 - 155						

TestAmerica Canton

# QC Sample Results

Client: GHD Services Inc.  
Project/Site: 58505, Janesville WI, SSOW 108014

TestAmerica Job ID: 240-62022-1

## Method: 8082 - Polychlorinated Biphenyls (PCBs) by Gas Chromatography (Continued)

**Lab Sample ID: 240-62022-13 MSD**

**Matrix: Solid**

**Analysis Batch: 222863**

**Client Sample ID: SE-031016-JN-023**

**Prep Type: Total/NA**

**Prep Batch: 222138**

Analyte	Sample	Sample	Spike	MSD	MSD	Unit	D	%Rec	%Rec.	Limits	RPD	RPD	Limit
	Result	Qualifier	Added	Result	Qualifier								
Aroclor-1016	<140	F1	751	211	J	ug/Kg	☼	28		17 - 141	26		56
Aroclor-1260	<100	F1	751	<100	F1	ug/Kg	☼	0		19 - 137	NC		55
<b>MSD MSD</b>													
Surrogate	%Recovery	Qualifier	Limits										
Tetrachloro-m-xylene	32		13 - 134										
DCB Decachlorobiphenyl	14		10 - 155										

## Method: 6010B - Metals (ICP)

**Lab Sample ID: MB 240-221797/2-A**

**Matrix: Solid**

**Analysis Batch: 222033**

**Client Sample ID: Method Blank**

**Prep Type: Total/NA**

**Prep Batch: 221797**

Analyte	MB	MB	LOQ	LOD	Unit	D	Prepared	Analyzed	Dil Fac
	Result	Qualifier							
Arsenic	<0.0029		0.50	0.0029	mg/L		03/16/16 11:10	03/17/16 20:36	1
Barium	<0.0010		10.0	0.0010	mg/L		03/16/16 11:10	03/17/16 20:36	1
Cadmium	<0.00014		0.10	0.00014	mg/L		03/16/16 11:10	03/17/16 20:36	1
Chromium	<0.00055		0.50	0.00055	mg/L		03/16/16 11:10	03/17/16 20:36	1
Lead	<0.0019		0.50	0.0019	mg/L		03/16/16 11:10	03/17/16 20:36	1
Selenium	<0.0040		0.25	0.0040	mg/L		03/16/16 11:10	03/17/16 20:36	1
Silver	<0.00092		0.50	0.00092	mg/L		03/16/16 11:10	03/17/16 20:36	1

**Lab Sample ID: LCS 240-221797/3-A**

**Matrix: Solid**

**Analysis Batch: 222033**

**Client Sample ID: Lab Control Sample**

**Prep Type: Total/NA**

**Prep Batch: 221797**

Analyte	Spike Added	LCS	LCS	Unit	D	%Rec	%Rec.	Limits
		Result	Qualifier					
Arsenic	2.00	2.07		mg/L		104		50 - 150
Barium	2.00	1.94	J	mg/L		97		50 - 150
Cadmium	0.0500	0.0504	J	mg/L		101		50 - 150
Chromium	0.200	0.200	J	mg/L		100		50 - 150
Lead	0.500	0.483	J	mg/L		97		50 - 150
Selenium	2.00	2.17		mg/L		108		50 - 150
Silver	0.0500	0.0384	J	mg/L		77		50 - 150

**Lab Sample ID: MB 240-221808/2-A**

**Matrix: Solid**

**Analysis Batch: 222033**

**Client Sample ID: Method Blank**

**Prep Type: Total/NA**

**Prep Batch: 221808**

Analyte	MB	MB	LOQ	LOD	Unit	D	Prepared	Analyzed	Dil Fac
	Result	Qualifier							
Arsenic	<0.0029		0.50	0.0029	mg/L		03/16/16 11:41	03/17/16 19:33	1
Barium	0.00160	J	10.0	0.0010	mg/L		03/16/16 11:41	03/17/16 19:33	1
Cadmium	<0.00014		0.10	0.00014	mg/L		03/16/16 11:41	03/17/16 19:33	1
Chromium	0.000591	J	0.50	0.00055	mg/L		03/16/16 11:41	03/17/16 19:33	1
Lead	<0.0019		0.50	0.0019	mg/L		03/16/16 11:41	03/17/16 19:33	1
Selenium	<0.0040		0.25	0.0040	mg/L		03/16/16 11:41	03/17/16 19:33	1
Silver	<0.00092		0.50	0.00092	mg/L		03/16/16 11:41	03/17/16 19:33	1

TestAmerica Canton

# QC Sample Results

Client: GHD Services Inc.  
 Project/Site: 58505, Janesville WI, SSOW 108014

TestAmerica Job ID: 240-62022-1

## Method: 6010B - Metals (ICP) (Continued)

**Lab Sample ID: LCS 240-221808/3-A**  
**Matrix: Solid**  
**Analysis Batch: 222033**

**Client Sample ID: Lab Control Sample**  
**Prep Type: Total/NA**  
**Prep Batch: 221808**

Analyte	Spike Added	LCS Result	LCS Qualifier	Unit	D	%Rec	Limits
Arsenic	2.00	2.09		mg/L		105	50 - 150
Barium	2.00	1.88	J	mg/L		94	50 - 150
Cadmium	0.0500	0.0502	J	mg/L		100	50 - 150
Chromium	0.200	0.203	J	mg/L		101	50 - 150
Lead	0.500	0.447	J	mg/L		89	50 - 150
Selenium	2.00	2.16		mg/L		108	50 - 150
Silver	0.0500	0.0535	J	mg/L		107	50 - 150

**Lab Sample ID: LB 240-221748/1-B**  
**Matrix: Solid**  
**Analysis Batch: 222033**

**Client Sample ID: Method Blank**  
**Prep Type: TCLP**  
**Prep Batch: 221797**

Analyte	LB Result	LB Qualifier	LOQ	LOD	Unit	D	Prepared	Analyzed	Dil Fac
Arsenic	<0.0029		0.50	0.0029	mg/L		03/16/16 11:10	03/17/16 20:24	1
Barium	0.00199	J	10.0	0.0010	mg/L		03/16/16 11:10	03/17/16 20:24	1
Cadmium	<0.00014		0.10	0.00014	mg/L		03/16/16 11:10	03/17/16 20:24	1
Chromium	0.00121	J	0.50	0.00055	mg/L		03/16/16 11:10	03/17/16 20:24	1
Lead	<0.0019		0.50	0.0019	mg/L		03/16/16 11:10	03/17/16 20:24	1
Selenium	<0.0040		0.25	0.0040	mg/L		03/16/16 11:10	03/17/16 20:24	1
Silver	<0.00092		0.50	0.00092	mg/L		03/16/16 11:10	03/17/16 20:24	1

**Lab Sample ID: 240-62022-3 MS**  
**Matrix: Solid**  
**Analysis Batch: 222033**

**Client Sample ID: SE-031016-JN-013**  
**Prep Type: TCLP**  
**Prep Batch: 221797**

Analyte	Sample Result	Sample Qualifier	Spike Added	MS Result	MS Qualifier	Unit	D	%Rec	Limits
Arsenic	0.027	J	5.00	5.28		mg/L		105	75 - 125
Barium	0.17	J B	50.0	49.41	J	mg/L		98	75 - 125
Cadmium	0.0016	J	1.00	1.04		mg/L		103	75 - 125
Chromium	0.013	J B	5.00	5.04		mg/L		100	75 - 125
Lead	0.19	J	5.00	5.18		mg/L		100	75 - 125
Selenium	<0.0040		1.00	1.06	J	mg/L		106	75 - 125
Silver	0.0013	J	1.00	1.03	J	mg/L		103	75 - 125

**Lab Sample ID: 240-62022-3 MSD**  
**Matrix: Solid**  
**Analysis Batch: 222033**

**Client Sample ID: SE-031016-JN-013**  
**Prep Type: TCLP**  
**Prep Batch: 221797**

Analyte	Sample Result	Sample Qualifier	Spike Added	MSD Result	MSD Qualifier	Unit	D	%Rec	Limits	RPD	RPD Limit
Arsenic	0.027	J	5.00	5.24		mg/L		104	75 - 125	1	20
Barium	0.17	J B	50.0	49.41	J	mg/L		98	75 - 125	0	20
Cadmium	0.0016	J	1.00	1.03		mg/L		103	75 - 125	0	20
Chromium	0.013	J B	5.00	5.00		mg/L		100	75 - 125	1	20
Lead	0.19	J	5.00	5.15		mg/L		99	75 - 125	1	20
Selenium	<0.0040		1.00	1.05	J	mg/L		105	75 - 125	2	20
Silver	0.0013	J	1.00	1.03	J	mg/L		103	75 - 125	0	20

TestAmerica Canton

# QC Sample Results

Client: GHD Services Inc.  
Project/Site: 58505, Janesville WI, SSOW 108014

TestAmerica Job ID: 240-62022-1

## Method: 6010B - Metals (ICP) (Continued)

**Lab Sample ID: LB 240-221744/1-B**  
**Matrix: Solid**  
**Analysis Batch: 222033**

**Client Sample ID: Method Blank**  
**Prep Type: TCLP**  
**Prep Batch: 221808**

Analyte	LB Result	LB Qualifier	LOQ	LOD	Unit	D	Prepared	Analyzed	Dil Fac
Arsenic	0.00410	J	0.50	0.0029	mg/L		03/16/16 11:41	03/17/16 19:29	1
Barium	0.00363	J	10.0	0.0010	mg/L		03/16/16 11:41	03/17/16 19:29	1
Cadmium	<0.00014		0.10	0.00014	mg/L		03/16/16 11:41	03/17/16 19:29	1
Chromium	0.00193	J	0.50	0.00055	mg/L		03/16/16 11:41	03/17/16 19:29	1
Lead	<0.0019		0.50	0.0019	mg/L		03/16/16 11:41	03/17/16 19:29	1
Selenium	<0.0040		0.25	0.0040	mg/L		03/16/16 11:41	03/17/16 19:29	1
Silver	<0.00092		0.50	0.00092	mg/L		03/16/16 11:41	03/17/16 19:29	1

**Lab Sample ID: 240-62022-13 MS**  
**Matrix: Solid**  
**Analysis Batch: 222033**

**Client Sample ID: SE-031016-JN-023**  
**Prep Type: TCLP**  
**Prep Batch: 221808**

Analyte	Sample Result	Sample Qualifier	Spike Added	MS Result	MS Qualifier	Unit	D	%Rec	Limits
Arsenic	0.0076	J B	5.00	5.36		mg/L		107	75 - 125
Barium	0.75	J B	50.0	50.67		mg/L		100	75 - 125
Cadmium	0.00061	J	1.00	1.05		mg/L		105	75 - 125
Chromium	0.0035	J B	5.00	5.12		mg/L		102	75 - 125
Lead	<0.0019		5.00	4.93		mg/L		99	75 - 125
Selenium	<0.0040		1.00	1.08	J	mg/L		108	75 - 125
Silver	<0.00092		1.00	1.07	J	mg/L		107	75 - 125

**Lab Sample ID: 240-62022-13 MSD**  
**Matrix: Solid**  
**Analysis Batch: 222033**

**Client Sample ID: SE-031016-JN-023**  
**Prep Type: TCLP**  
**Prep Batch: 221808**

Analyte	Sample Result	Sample Qualifier	Spike Added	MSD Result	MSD Qualifier	Unit	D	%Rec	Limits	RPD	RPD Limit
Arsenic	0.0076	J B	5.00	5.18		mg/L		104	75 - 125	3	20
Barium	0.75	J B	50.0	48.84	J	mg/L		96	75 - 125	4	20
Cadmium	0.00061	J	1.00	1.01		mg/L		101	75 - 125	4	20
Chromium	0.0035	J B	5.00	4.98		mg/L		100	75 - 125	3	20
Lead	<0.0019		5.00	4.79		mg/L		96	75 - 125	3	20
Selenium	<0.0040		1.00	1.04	J	mg/L		104	75 - 125	4	20
Silver	<0.00092		1.00	1.04	J	mg/L		104	75 - 125	3	20

**Lab Sample ID: MB 180-170984/1-A**  
**Matrix: Sediment**  
**Analysis Batch: 171287**

**Client Sample ID: Method Blank**  
**Prep Type: SEM/AVS**  
**Prep Batch: 170984**

Analyte	MB Result	MB Qualifier	LOQ	LOD	Unit	D	Prepared	Analyzed	Dil Fac
Cadmium SEM	<0.0064		0.13	0.0064	mg/Kg		03/16/16 14:00	03/18/16 17:15	1
Silver SEM	<0.017		0.13	0.017	mg/Kg		03/16/16 14:00	03/18/16 17:15	1
Copper SEM	<0.024		0.63	0.024	mg/Kg		03/16/16 14:00	03/18/16 17:15	1
Lead SEM	<0.053		0.25	0.053	mg/Kg		03/16/16 14:00	03/18/16 17:15	1
Nickel SEM	0.0935	J	1.0	0.022	mg/Kg		03/16/16 14:00	03/18/16 17:15	1
Zinc SEM	0.123	J	2.5	0.073	mg/Kg		03/16/16 14:00	03/18/16 17:15	1

TestAmerica Canton

# QC Sample Results

Client: GHD Services Inc.  
 Project/Site: 58505, Janesville WI, SSOW 108014

TestAmerica Job ID: 240-62022-1

## Method: 6010B - Metals (ICP) (Continued)

**Lab Sample ID: LCS 180-170984/2-A**  
**Matrix: Sediment**  
**Analysis Batch: 171287**

**Client Sample ID: Lab Control Sample**  
**Prep Type: SEM/AVS**  
**Prep Batch: 170984**

Analyte	Spike Added	LCS Result	LCS Qualifier	Unit	D	%Rec	Limits
Cadmium SEM	1.25	1.21		mg/Kg		96	80 - 120
Silver SEM	1.25	1.19		mg/Kg		95	80 - 120
Copper SEM	6.25	6.05		mg/Kg		97	80 - 120
Lead SEM	12.5	11.69		mg/Kg		93	80 - 120
Nickel SEM	12.5	11.69		mg/Kg		94	80 - 120
Zinc SEM	12.5	12.31		mg/Kg		99	80 - 120

**Lab Sample ID: 240-62022-23 MS**  
**Matrix: Sediment**  
**Analysis Batch: 171287**

**Client Sample ID: SE-031016-JN-024**  
**Prep Type: SEM/AVS**  
**Prep Batch: 170984**

Analyte	Sample Result	Sample Qualifier	Spike Added	MS Result	MS Qualifier	Unit	D	%Rec	Limits
Cadmium SEM	12.5		2.36	6.48	4	mg/Kg	☼	-255	75 - 125
Silver SEM	<0.033	F1	2.36	0.611	F1	mg/Kg	☼	26	75 - 125
Copper SEM	46.9	F1	11.8	70.37	F1	mg/Kg	☼	199	75 - 125
Nickel SEM	5.7	B	23.6	28.72		mg/Kg	☼	97	75 - 125
Zinc SEM	1060	B	23.6	1020	4	mg/Kg	☼	-185	75 - 125

**Lab Sample ID: 240-62022-23 MS**  
**Matrix: Sediment**  
**Analysis Batch: 171363**

**Client Sample ID: SE-031016-JN-024**  
**Prep Type: SEM/AVS**  
**Prep Batch: 170984**

Analyte	Sample Result	Sample Qualifier	Spike Added	MS Result	MS Qualifier	Unit	D	%Rec	Limits
Lead SEM	1230		23.6	1147	4	mg/Kg	☼	-346	75 - 125

**Lab Sample ID: 240-62022-23 MSD**  
**Matrix: Sediment**  
**Analysis Batch: 171287**

**Client Sample ID: SE-031016-JN-024**  
**Prep Type: SEM/AVS**  
**Prep Batch: 170984**

Analyte	Sample Result	Sample Qualifier	Spike Added	MSD Result	MSD Qualifier	Unit	D	%Rec	Limits	RPD	Limit
Cadmium SEM	12.5		2.37	6.48	4	mg/Kg	☼	-254	75 - 125	0	20
Silver SEM	<0.033	F1	2.37	0.430	F1 F2	mg/Kg	☼	18	75 - 125	35	20
Copper SEM	46.9	F1	11.8	55.63	F1 F2	mg/Kg	☼	74	75 - 125	23	20
Nickel SEM	5.7	B	23.7	28.95		mg/Kg	☼	98	75 - 125	1	20
Zinc SEM	1060	B	23.7	1126	4	mg/Kg	☼	266	75 - 125	10	20

**Lab Sample ID: 240-62022-23 MSD**  
**Matrix: Sediment**  
**Analysis Batch: 171363**

**Client Sample ID: SE-031016-JN-024**  
**Prep Type: SEM/AVS**  
**Prep Batch: 170984**

Analyte	Sample Result	Sample Qualifier	Spike Added	MSD Result	MSD Qualifier	Unit	D	%Rec	Limits	RPD	Limit
Lead SEM	1230		23.7	1225	4	mg/Kg	☼	-14	75 - 125	7	20

TestAmerica Canton



# QC Sample Results

Client: GHD Services Inc.  
 Project/Site: 58505, Janesville WI, SSOW 108014

TestAmerica Job ID: 240-62022-1

## Method: 6020 - Metals (ICP/MS)

**Lab Sample ID: MB 240-221427/1-A ^2**  
**Matrix: Solid**  
**Analysis Batch: 222513**

**Client Sample ID: Method Blank**  
**Prep Type: Total/NA**  
**Prep Batch: 221427**

Analyte	MB Result	MB Qualifier	LOQ	LOD	Unit	D	Prepared	Analyzed	Dil Fac
Silver	<0.0014		0.20	0.0014	mg/Kg		03/14/16 10:54	03/21/16 20:07	2
Cadmium	<0.0037		0.20	0.0037	mg/Kg		03/14/16 10:54	03/21/16 20:07	2
Cobalt	0.00200	J	0.20	0.0017	mg/Kg		03/14/16 10:54	03/21/16 20:07	2
Chromium	0.118	J	0.40	0.060	mg/Kg		03/14/16 10:54	03/21/16 20:07	2
Copper	0.274	J	0.40	0.097	mg/Kg		03/14/16 10:54	03/21/16 20:07	2
Manganese	<0.12		1.0	0.12	mg/Kg		03/14/16 10:54	03/21/16 20:07	2
Nickel	0.0404	J	0.40	0.039	mg/Kg		03/14/16 10:54	03/21/16 20:07	2
Selenium	<0.040		1.0	0.040	mg/Kg		03/14/16 10:54	03/21/16 20:07	2
Thallium	<0.019		0.40	0.019	mg/Kg		03/14/16 10:54	03/21/16 20:07	2
Vanadium	<0.037		1.0	0.037	mg/Kg		03/14/16 10:54	03/21/16 20:07	2

**Lab Sample ID: MB 240-221427/1-A ^2**  
**Matrix: Solid**  
**Analysis Batch: 222788**

**Client Sample ID: Method Blank**  
**Prep Type: Total/NA**  
**Prep Batch: 221427**

Analyte	MB Result	MB Qualifier	LOQ	LOD	Unit	D	Prepared	Analyzed	Dil Fac
Arsenic	<0.026		1.0	0.026	mg/Kg		03/14/16 10:54	03/22/16 23:34	2
Beryllium	<0.011		0.20	0.011	mg/Kg		03/14/16 10:54	03/22/16 23:34	2
Antimony	<0.014		0.40	0.014	mg/Kg		03/14/16 10:54	03/22/16 23:34	2
Zinc	<0.50		4.0	0.50	mg/Kg		03/14/16 10:54	03/22/16 23:34	2
Barium	0.224	J	1.0	0.22	mg/Kg		03/14/16 10:54	03/22/16 23:34	2

**Lab Sample ID: MB 240-221427/1-A ^2**  
**Matrix: Solid**  
**Analysis Batch: 222891**

**Client Sample ID: Method Blank**  
**Prep Type: Total/NA**  
**Prep Batch: 221427**

Analyte	MB Result	MB Qualifier	LOQ	LOD	Unit	D	Prepared	Analyzed	Dil Fac
Lead	0.147	J	0.20	0.045	mg/Kg		03/14/16 10:54	03/23/16 12:39	2

**Lab Sample ID: LCS 240-221427/3-A ^2**  
**Matrix: Solid**  
**Analysis Batch: 222513**

**Client Sample ID: Lab Control Sample**  
**Prep Type: Total/NA**  
**Prep Batch: 221427**

Analyte	Spike Added	LCS Result	LCS Qualifier	Unit	D	%Rec	%Rec. Limits
Silver	10.0	9.63		mg/Kg		96	60 - 114
Cadmium	100	93.35		mg/Kg		93	74 - 110
Cobalt	100	97.79		mg/Kg		98	74 - 110
Chromium	100	93.82		mg/Kg		94	70 - 110
Copper	100	98.09		mg/Kg		98	73 - 110
Manganese	100	99.62		mg/Kg		100	80 - 120
Nickel	100	97.56		mg/Kg		98	75 - 110
Selenium	100	81.32		mg/Kg		81	65 - 110
Thallium	25.0	23.73		mg/Kg		95	71 - 110
Vanadium	100	94.68		mg/Kg		95	72 - 110

# QC Sample Results

Client: GHD Services Inc.  
 Project/Site: 58505, Janesville WI, SSOW 108014

TestAmerica Job ID: 240-62022-1

## Method: 6020 - Metals (ICP/MS) (Continued)

**Lab Sample ID: LCS 240-221427/3-A ^2**  
**Matrix: Solid**  
**Analysis Batch: 222788**

**Client Sample ID: Lab Control Sample**  
**Prep Type: Total/NA**  
**Prep Batch: 221427**

Analyte	Spike Added	LCS Result	LCS Qualifier	Unit	D	%Rec	Limits
Arsenic	100	93.15		mg/Kg		93	73 - 110
Beryllium	100	93.75		mg/Kg		94	79 - 110
Antimony	10.0	9.54		mg/Kg		95	68 - 113
Zinc	100	93.49		mg/Kg		93	72 - 113
Barium	100	96.92		mg/Kg		97	70 - 110

**Lab Sample ID: LCS 240-221427/3-A ^2**  
**Matrix: Solid**  
**Analysis Batch: 222891**

**Client Sample ID: Lab Control Sample**  
**Prep Type: Total/NA**  
**Prep Batch: 221427**

Analyte	Spike Added	LCS Result	LCS Qualifier	Unit	D	%Rec	Limits
Lead	100	94.56		mg/Kg		95	75 - 110

**Lab Sample ID: 240-62022-3 MS**  
**Matrix: Solid**  
**Analysis Batch: 222513**

**Client Sample ID: SE-031016-JN-013**  
**Prep Type: Total/NA**  
**Prep Batch: 221427**

Analyte	Sample Result	Sample Qualifier	Spike Added	MS Result	MS Qualifier	Unit	D	%Rec	Limits
Silver	1.3		19.6	19.83		mg/Kg	☼	94	75 - 125
Cadmium	31.9		196	216.6		mg/Kg	☼	94	75 - 125
Cobalt	9.3	B	196	195.4		mg/Kg	☼	95	75 - 125
Chromium	746	B F1	196	927.9		mg/Kg	☼	93	75 - 125
Copper	159	B	196	358.4		mg/Kg	☼	102	75 - 125
Manganese	678	F1	196	941.0	F1	mg/Kg	☼	134	75 - 125
Nickel	103	B	196	309.9		mg/Kg	☼	106	75 - 125
Selenium	5.4		196	167.2		mg/Kg	☼	83	75 - 125
Thallium	0.24	J	49.0	44.76		mg/Kg	☼	91	75 - 125
Vanadium	11.3		196	211.1		mg/Kg	☼	102	75 - 125

**Lab Sample ID: 240-62022-3 MS**  
**Matrix: Solid**  
**Analysis Batch: 222788**

**Client Sample ID: SE-031016-JN-013**  
**Prep Type: Total/NA**  
**Prep Batch: 221427**

Analyte	Sample Result	Sample Qualifier	Spike Added	MS Result	MS Qualifier	Unit	D	%Rec	Limits
Arsenic	40.4		196	222.9		mg/Kg	☼	93	75 - 125
Beryllium	0.38	J	196	191.7		mg/Kg	☼	98	75 - 125

**Lab Sample ID: 240-62022-3 MS**  
**Matrix: Solid**  
**Analysis Batch: 222788**

**Client Sample ID: SE-031016-JN-013**  
**Prep Type: Total/NA**  
**Prep Batch: 221427**

Analyte	Sample Result	Sample Qualifier	Spike Added	MS Result	MS Qualifier	Unit	D	%Rec	Limits
Antimony	511		19.6	451.2	4	mg/Kg	☼	-305	75 - 125
Zinc	5590		196	5731	4	mg/Kg	☼	70	75 - 125
Barium	3740	B	196	3942	4	mg/Kg	☼	105	75 - 125

TestAmerica Canton

# QC Sample Results

Client: GHD Services Inc.  
Project/Site: 58505, Janesville WI, SSOW 108014

TestAmerica Job ID: 240-62022-1

## Method: 6020 - Metals (ICP/MS) (Continued)

**Lab Sample ID: 240-62022-3 MS**  
**Matrix: Solid**  
**Analysis Batch: 222891**

**Client Sample ID: SE-031016-JN-013**  
**Prep Type: Total/NA**  
**Prep Batch: 221427**  
**%Rec.**

Analyte	Sample Result	Sample Qualifier	Spike Added	MS Result	MS Qualifier	Unit	D	%Rec	Limits
Lead	8570	B	196	10050	4	mg/Kg	☼	753	75 - 125

**Lab Sample ID: 240-62022-3 MSD**  
**Matrix: Solid**  
**Analysis Batch: 222513**

**Client Sample ID: SE-031016-JN-013**  
**Prep Type: Total/NA**  
**Prep Batch: 221427**  
**%Rec.**

Analyte	Sample Result	Sample Qualifier	Spike Added	MSD Result	MSD Qualifier	Unit	D	%Rec	Limits	RPD	Limit
Silver	1.3		19.6	21.32		mg/Kg	☼	102	75 - 125	7	20
Cadmium	31.9		196	225.8		mg/Kg	☼	99	75 - 125	4	20
Cobalt	9.3	B	196	196.8		mg/Kg	☼	96	75 - 125	1	20
Chromium	746	B F1	196	836.7	F1	mg/Kg	☼	46	75 - 125	10	20
Copper	159	B	196	349.0		mg/Kg	☼	97	75 - 125	3	20
Manganese	678	F1	196	895.0		mg/Kg	☼	111	75 - 125	5	20
Nickel	103	B	196	256.2		mg/Kg	☼	78	75 - 125	19	20
Selenium	5.4		196	172.5		mg/Kg	☼	85	75 - 125	3	20
Thallium	0.24	J	49.0	45.80		mg/Kg	☼	93	75 - 125	2	20
Vanadium	11.3		196	215.1		mg/Kg	☼	104	75 - 125	2	20

**Lab Sample ID: 240-62022-3 MSD**  
**Matrix: Solid**  
**Analysis Batch: 222788**

**Client Sample ID: SE-031016-JN-013**  
**Prep Type: Total/NA**  
**Prep Batch: 221427**  
**%Rec.**

Analyte	Sample Result	Sample Qualifier	Spike Added	MSD Result	MSD Qualifier	Unit	D	%Rec	Limits	RPD	Limit
Arsenic	40.4		196	218.9		mg/Kg	☼	91	75 - 125	2	20
Beryllium	0.38	J	196	186.6		mg/Kg	☼	95	75 - 125	3	20

**Lab Sample ID: 240-62022-3 MSD**  
**Matrix: Solid**  
**Analysis Batch: 222788**

**Client Sample ID: SE-031016-JN-013**  
**Prep Type: Total/NA**  
**Prep Batch: 221427**  
**%Rec.**

Analyte	Sample Result	Sample Qualifier	Spike Added	MSD Result	MSD Qualifier	Unit	D	%Rec	Limits	RPD	Limit
Antimony	511		19.6	383.6	4	mg/Kg	☼	-650	75 - 125	16	20
Zinc	5590		196	6488	4	mg/Kg	☼	457	75 - 125	12	20
Barium	3740	B	196	4207	4	mg/Kg	☼	240	75 - 125	6	20

**Lab Sample ID: 240-62022-3 MSD**  
**Matrix: Solid**  
**Analysis Batch: 222891**

**Client Sample ID: SE-031016-JN-013**  
**Prep Type: Total/NA**  
**Prep Batch: 221427**  
**%Rec.**

Analyte	Sample Result	Sample Qualifier	Spike Added	MSD Result	MSD Qualifier	Unit	D	%Rec	Limits	RPD	Limit
Lead	8570	B	196	9976	4	mg/Kg	☼	717	75 - 125	1	20

**Lab Sample ID: MB 240-221602/1-A ^2**  
**Matrix: Solid**  
**Analysis Batch: 222405**

**Client Sample ID: Method Blank**  
**Prep Type: Total/NA**  
**Prep Batch: 221602**

Analyte	MB Result	MB Qualifier	LOQ	LOD	Unit	D	Prepared	Analyzed	Dil Fac
Silver	0.00180	J	0.20	0.0014	mg/Kg		03/15/16 11:27	03/19/16 22:27	2
Arsenic	0.0262	J	1.0	0.026	mg/Kg		03/15/16 11:27	03/19/16 22:27	2

TestAmerica Canton

# QC Sample Results

Client: GHD Services Inc.  
Project/Site: 58505, Janesville WI, SSOW 108014

TestAmerica Job ID: 240-62022-1

## Method: 6020 - Metals (ICP/MS) (Continued)

**Lab Sample ID: MB 240-221602/1-A ^2**  
**Matrix: Solid**  
**Analysis Batch: 222405**

**Client Sample ID: Method Blank**  
**Prep Type: Total/NA**  
**Prep Batch: 221602**

Analyte	MB	MB	LOQ	LOD	Unit	D	Prepared	Analyzed	Dil Fac
	Result	Qualifier							
Beryllium	<0.011		0.20	0.011	mg/Kg		03/15/16 11:27	03/19/16 22:27	2
Cadmium	<0.0037		0.20	0.0037	mg/Kg		03/15/16 11:27	03/19/16 22:27	2
Cobalt	0.00240	J	0.20	0.0017	mg/Kg		03/15/16 11:27	03/19/16 22:27	2
Chromium	0.170	J	0.40	0.060	mg/Kg		03/15/16 11:27	03/19/16 22:27	2
Copper	0.116	J	0.40	0.097	mg/Kg		03/15/16 11:27	03/19/16 22:27	2
Manganese	0.315	J	1.0	0.12	mg/Kg		03/15/16 11:27	03/19/16 22:27	2
Nickel	<0.039		0.40	0.039	mg/Kg		03/15/16 11:27	03/19/16 22:27	2
Lead	0.0768	J	0.20	0.045	mg/Kg		03/15/16 11:27	03/19/16 22:27	2
Antimony	<0.014		0.40	0.014	mg/Kg		03/15/16 11:27	03/19/16 22:27	2
Selenium	0.0806	J	1.0	0.040	mg/Kg		03/15/16 11:27	03/19/16 22:27	2
Thallium	<0.019		0.40	0.019	mg/Kg		03/15/16 11:27	03/19/16 22:27	2
Vanadium	<0.037		1.0	0.037	mg/Kg		03/15/16 11:27	03/19/16 22:27	2
Zinc	0.934	J	4.0	0.50	mg/Kg		03/15/16 11:27	03/19/16 22:27	2
Barium	<0.22		1.0	0.22	mg/Kg		03/15/16 11:27	03/19/16 22:27	2

**Lab Sample ID: LCS 240-221602/3-A ^2**  
**Matrix: Solid**  
**Analysis Batch: 222405**

**Client Sample ID: Lab Control Sample**  
**Prep Type: Total/NA**  
**Prep Batch: 221602**

Analyte	Spike Added	LCS	LCS	Unit	D	%Rec	Limits
		Result	Qualifier				
Silver	10.0	9.34		mg/Kg		93	60 - 114
Arsenic	100	93.80		mg/Kg		94	73 - 110
Beryllium	100	96.10		mg/Kg		96	79 - 110
Cadmium	100	94.02		mg/Kg		94	74 - 110
Cobalt	100	103.9		mg/Kg		104	74 - 110
Chromium	100	93.21		mg/Kg		93	70 - 110
Copper	100	93.86		mg/Kg		94	73 - 110
Manganese	100	93.45		mg/Kg		93	80 - 120
Nickel	100	93.29		mg/Kg		93	75 - 110
Lead	100	99.29		mg/Kg		99	75 - 110
Antimony	10.0	9.61		mg/Kg		96	68 - 113
Selenium	100	92.08		mg/Kg		92	65 - 110
Thallium	25.0	22.93		mg/Kg		92	71 - 110
Vanadium	100	92.34		mg/Kg		92	72 - 110
Zinc	100	92.60		mg/Kg		93	72 - 113
Barium	100	93.60		mg/Kg		94	70 - 110

**Lab Sample ID: 240-62022-13 MS**  
**Matrix: Solid**  
**Analysis Batch: 222405**

**Client Sample ID: SE-031016-JN-023**  
**Prep Type: Total/NA**  
**Prep Batch: 221602**

Analyte	Sample	Sample	Spike Added	MS	MS	Unit	D	%Rec	Limits
	Result	Qualifier		Result	Qualifier				
Silver	0.11	J B	19.0	17.17		mg/Kg	☼	90	75 - 125
Arsenic	3.5	B	190	178.6		mg/Kg	☼	92	75 - 125
Beryllium	0.64	F1	190	111.5	F1	mg/Kg	☼	58	75 - 125
Cadmium	0.42		190	171.5		mg/Kg	☼	90	75 - 125
Cobalt	5.4	B	190	185.7		mg/Kg	☼	95	75 - 125
Chromium	16.3	B	190	194.8		mg/Kg	☼	94	75 - 125
Copper	13.7	B	190	173.1		mg/Kg	☼	84	75 - 125

TestAmerica Canton

# QC Sample Results

Client: GHD Services Inc.  
Project/Site: 58505, Janesville WI, SSOW 108014

TestAmerica Job ID: 240-62022-1

## Method: 6020 - Metals (ICP/MS) (Continued)

**Lab Sample ID: 240-62022-13 MS**

**Matrix: Solid**

**Analysis Batch: 222405**

**Client Sample ID: SE-031016-JN-023**

**Prep Type: Total/NA**

**Prep Batch: 221602**

Analyte	Sample	Sample	Spike	MS	MS	Unit	D	%Rec	%Rec.	Limits
	Result	Qualifier		Result	Qualifier					
Manganese	242	B F1	190	478.3		mg/Kg	☼	125		75 - 125
Nickel	11.8		190	171.4		mg/Kg	☼	84		75 - 125
Lead	26.1	B	190	208.8		mg/Kg	☼	96		75 - 125
Antimony	0.12	J F1	19.0	8.90	F1	mg/Kg	☼	46		75 - 125
Selenium	1.7	J B	190	173.1		mg/Kg	☼	90		75 - 125
Thallium	0.20	J	47.5	42.60		mg/Kg	☼	89		75 - 125
Vanadium	20.2		190	189.5		mg/Kg	☼	89		75 - 125
Zinc	61.9	B	190	223.9		mg/Kg	☼	85		75 - 125
Barium	101		190	277.1		mg/Kg	☼	93		75 - 125

**Lab Sample ID: 240-62022-13 MSD**

**Matrix: Solid**

**Analysis Batch: 222405**

**Client Sample ID: SE-031016-JN-023**

**Prep Type: Total/NA**

**Prep Batch: 221602**

Analyte	Sample	Sample	Spike	MSD	MSD	Unit	D	%Rec	%Rec.	Limits	RPD	Limit
	Result	Qualifier		Result	Qualifier							
Silver	0.11	J B	19.0	16.94		mg/Kg	☼	89		75 - 125	1	20
Arsenic	3.5	B	190	181.0		mg/Kg	☼	93		75 - 125	1	20
Beryllium	0.64	F1	190	182.9	F2	mg/Kg	☼	96		75 - 125	49	20
Cadmium	0.42		190	171.8		mg/Kg	☼	90		75 - 125	0	20
Cobalt	5.4	B	190	183.3		mg/Kg	☼	94		75 - 125	1	20
Chromium	16.3	B	190	201.4		mg/Kg	☼	98		75 - 125	3	20
Copper	13.7	B	190	174.8		mg/Kg	☼	85		75 - 125	1	20
Manganese	242	B F1	190	480.4	F1	mg/Kg	☼	126		75 - 125	0	20
Nickel	11.8		190	173.7		mg/Kg	☼	85		75 - 125	1	20
Lead	26.1	B	190	209.2		mg/Kg	☼	96		75 - 125	0	20
Antimony	0.12	J F1	19.0	8.47	F1	mg/Kg	☼	44		75 - 125	5	20
Selenium	1.7	J B	190	172.7		mg/Kg	☼	90		75 - 125	0	20
Thallium	0.20	J	47.5	42.61		mg/Kg	☼	89		75 - 125	0	20
Vanadium	20.2		190	202.2		mg/Kg	☼	96		75 - 125	6	20
Zinc	61.9	B	190	228.0		mg/Kg	☼	88		75 - 125	2	20
Barium	101		190	285.2		mg/Kg	☼	97		75 - 125	3	20

## Method: 7470A - Mercury (CVAA)

**Lab Sample ID: MB 240-221801/2-A**

**Matrix: Solid**

**Analysis Batch: 222045**

**Client Sample ID: Method Blank**

**Prep Type: Total/NA**

**Prep Batch: 221801**

Analyte	MB	MB	LOQ	LOD	Unit	D	Prepared	Analyzed	Dil Fac
	Result	Qualifier							
Mercury	<0.000090		0.0020	0.000090	mg/L		03/16/16 14:00	03/17/16 11:42	1

**Lab Sample ID: LCS 240-221801/3-A**

**Matrix: Solid**

**Analysis Batch: 222045**

**Client Sample ID: Lab Control Sample**

**Prep Type: Total/NA**

**Prep Batch: 221801**

Analyte	Spike	LCS	LCS	Unit	D	%Rec	%Rec.	Limits
Mercury	0.00500	0.00491		mg/L		98		80 - 120

TestAmerica Canton

# QC Sample Results

Client: GHD Services Inc.  
Project/Site: 58505, Janesville WI, SSOW 108014

TestAmerica Job ID: 240-62022-1

## Method: 7470A - Mercury (CVAA) (Continued)

**Lab Sample ID: MB 240-221812/2-A**  
**Matrix: Solid**  
**Analysis Batch: 222045**

**Client Sample ID: Method Blank**  
**Prep Type: Total/NA**  
**Prep Batch: 221812**

Analyte	MB Result	MB Qualifier	LOQ	LOD	Unit	D	Prepared	Analyzed	Dil Fac
Mercury	<0.000090		0.0020	0.000090	mg/L		03/16/16 14:00	03/17/16 12:28	1

**Lab Sample ID: LCS 240-221812/3-A**  
**Matrix: Solid**  
**Analysis Batch: 222045**

**Client Sample ID: Lab Control Sample**  
**Prep Type: Total/NA**  
**Prep Batch: 221812**

Analyte	Spike Added	LCS Result	LCS Qualifier	Unit	D	%Rec	Limits
Mercury	0.00500	0.00499		mg/L		100	80 - 120

**Lab Sample ID: LB 240-221748/1-C**  
**Matrix: Solid**  
**Analysis Batch: 222045**

**Client Sample ID: Method Blank**  
**Prep Type: TCLP**  
**Prep Batch: 221801**

Analyte	LB Result	LB Qualifier	LOQ	LOD	Unit	D	Prepared	Analyzed	Dil Fac
Mercury	<0.000090		0.0020	0.000090	mg/L		03/16/16 14:00	03/17/16 11:40	1

**Lab Sample ID: 240-62022-3 MS**  
**Matrix: Solid**  
**Analysis Batch: 222045**

**Client Sample ID: SE-031016-JN-013**  
**Prep Type: TCLP**  
**Prep Batch: 221801**

Analyte	Sample Result	Sample Qualifier	Spike Added	MS Result	MS Qualifier	Unit	D	%Rec	Limits
Mercury	<0.000090		0.00500	0.00516		mg/L		103	80 - 120

**Lab Sample ID: 240-62022-3 MSD**  
**Matrix: Solid**  
**Analysis Batch: 222045**

**Client Sample ID: SE-031016-JN-013**  
**Prep Type: TCLP**  
**Prep Batch: 221801**

Analyte	Sample Result	Sample Qualifier	Spike Added	MSD Result	MSD Qualifier	Unit	D	%Rec	Limits	RPD	Limit
Mercury	<0.000090		0.00500	0.00506		mg/L		101	80 - 120	2	20

**Lab Sample ID: LB 240-221744/1-C**  
**Matrix: Solid**  
**Analysis Batch: 222045**

**Client Sample ID: Method Blank**  
**Prep Type: TCLP**  
**Prep Batch: 221812**

Analyte	LB Result	LB Qualifier	LOQ	LOD	Unit	D	Prepared	Analyzed	Dil Fac
Mercury	<0.000090		0.0020	0.000090	mg/L		03/16/16 14:00	03/17/16 12:26	1

**Lab Sample ID: 240-62022-13 MS**  
**Matrix: Solid**  
**Analysis Batch: 222045**

**Client Sample ID: SE-031016-JN-023**  
**Prep Type: TCLP**  
**Prep Batch: 221812**

Analyte	Sample Result	Sample Qualifier	Spike Added	MS Result	MS Qualifier	Unit	D	%Rec	Limits
Mercury	<0.000090		0.00500	0.00506		mg/L		101	80 - 120

**Lab Sample ID: 240-62022-13 MSD**  
**Matrix: Solid**  
**Analysis Batch: 222045**

**Client Sample ID: SE-031016-JN-023**  
**Prep Type: TCLP**  
**Prep Batch: 221812**

Analyte	Sample Result	Sample Qualifier	Spike Added	MSD Result	MSD Qualifier	Unit	D	%Rec	Limits	RPD	Limit
Mercury	<0.000090		0.00500	0.00507		mg/L		101	80 - 120	0	20

TestAmerica Canton

# QC Sample Results

Client: GHD Services Inc.  
 Project/Site: 58505, Janesville WI, SSOW 108014

TestAmerica Job ID: 240-62022-1

**Lab Sample ID: MB 180-170984/1-B**  
**Matrix: Sediment**  
**Analysis Batch: 171226**

**Client Sample ID: Method Blank**  
**Prep Type: SEM/AVS**  
**Prep Batch: 170984**

Analyte	MB Result	MB Qualifier	LOQ	LOD	Unit	D	Prepared	Analyzed	Dil Fac
Mercury SEM	<0.0013		0.0050	0.0013	mg/Kg		03/16/16 14:00	03/18/16 11:49	1

**Lab Sample ID: LCS 180-170984/2-B**  
**Matrix: Sediment**  
**Analysis Batch: 171226**

**Client Sample ID: Lab Control Sample**  
**Prep Type: SEM/AVS**  
**Prep Batch: 170984**

Analyte	Spike Added	LCS Result	LCS Qualifier	Unit	D	%Rec	Limits
Mercury SEM	0.0625	0.0632		mg/Kg		101	80 - 120

**Lab Sample ID: 240-62022-23 MS**  
**Matrix: Sediment**  
**Analysis Batch: 171226**

**Client Sample ID: SE-031016-JN-024**  
**Prep Type: SEM/AVS**  
**Prep Batch: 170984**

Analyte	Sample Result	Sample Qualifier	Spike Added	MS Result	MS Qualifier	Unit	D	%Rec	Limits
Mercury SEM	<0.0025		0.0472	0.0516		mg/Kg	☼	109	75 - 125

**Lab Sample ID: 240-62022-23 MSD**  
**Matrix: Sediment**  
**Analysis Batch: 171226**

**Client Sample ID: SE-031016-JN-024**  
**Prep Type: SEM/AVS**  
**Prep Batch: 170984**

Analyte	Sample Result	Sample Qualifier	Spike Added	MSD Result	MSD Qualifier	Unit	D	%Rec	Limits	RPD	Limit
Mercury SEM	<0.0025		0.0474	0.0466		mg/Kg	☼	98	75 - 125	10	20

## Method: 7471A - Mercury (CVAA)

**Lab Sample ID: MB 240-221444/1-A**  
**Matrix: Solid**  
**Analysis Batch: 221647**

**Client Sample ID: Method Blank**  
**Prep Type: Total/NA**  
**Prep Batch: 221444**

Analyte	MB Result	MB Qualifier	LOQ	LOD	Unit	D	Prepared	Analyzed	Dil Fac
Mercury	0.0247	J	0.10	0.014	mg/Kg		03/14/16 15:00	03/15/16 08:46	1

**Lab Sample ID: LCS 240-221444/2-A**  
**Matrix: Solid**  
**Analysis Batch: 221647**

**Client Sample ID: Lab Control Sample**  
**Prep Type: Total/NA**  
**Prep Batch: 221444**

Analyte	Spike Added	LCS Result	LCS Qualifier	Unit	D	%Rec	Limits
Mercury	0.833	0.823		mg/Kg		99	80 - 120

**Lab Sample ID: 240-62022-3 MS**  
**Matrix: Solid**  
**Analysis Batch: 221647**

**Client Sample ID: SE-031016-JN-013**  
**Prep Type: Total/NA**  
**Prep Batch: 221444**

Analyte	Sample Result	Sample Qualifier	Spike Added	MS Result	MS Qualifier	Unit	D	%Rec	Limits
Mercury	1.7	B	0.395	3.53	4	mg/Kg	☼	467	80 - 120

TestAmerica Canton

# QC Sample Results

Client: GHD Services Inc.  
Project/Site: 58505, Janesville WI, SSOW 108014

TestAmerica Job ID: 240-62022-1

## Method: 7471A - Mercury (CVAA) (Continued)

**Lab Sample ID: 240-62022-3 MSD**  
**Matrix: Solid**  
**Analysis Batch: 221647**

**Client Sample ID: SE-031016-JN-013**  
**Prep Type: Total/NA**  
**Prep Batch: 221444**

Analyte	Sample Result	Sample Qualifier	Spike Added	MSD Result	MSD Qualifier	Unit	D	%Rec	Limits	RPD	Limit
Mercury	1.7	B	0.395	1.77	4 F2	mg/Kg	☼	23	80 - 120	66	20

**Lab Sample ID: MB 240-221625/1-A**  
**Matrix: Solid**  
**Analysis Batch: 222044**

**Client Sample ID: Method Blank**  
**Prep Type: Total/NA**  
**Prep Batch: 221625**

Analyte	MB Result	MB Qualifier	LOQ	LOD	Unit	D	Prepared	Analyzed	Dil Fac
Mercury	<0.014		0.10	0.014	mg/Kg		03/15/16 15:00	03/17/16 11:25	1

**Lab Sample ID: LCS 240-221625/2-A**  
**Matrix: Solid**  
**Analysis Batch: 222044**

**Client Sample ID: Lab Control Sample**  
**Prep Type: Total/NA**  
**Prep Batch: 221625**

Analyte	Spike Added	LCS Result	LCS Qualifier	Unit	D	%Rec	Limits
Mercury	0.833	0.818		mg/Kg		98	80 - 120

**Lab Sample ID: 240-62022-13 MS**  
**Matrix: Solid**  
**Analysis Batch: 222044**

**Client Sample ID: SE-031016-JN-023**  
**Prep Type: Total/NA**  
**Prep Batch: 221625**

Analyte	Sample Result	Sample Qualifier	Spike Added	MS Result	MS Qualifier	Unit	D	%Rec	Limits
Mercury	3.1		0.380	5.62	4	mg/Kg	☼	677	80 - 120

**Lab Sample ID: 240-62022-13 MSD**  
**Matrix: Solid**  
**Analysis Batch: 222044**

**Client Sample ID: SE-031016-JN-023**  
**Prep Type: Total/NA**  
**Prep Batch: 221625**

Analyte	Sample Result	Sample Qualifier	Spike Added	MSD Result	MSD Qualifier	Unit	D	%Rec	Limits	RPD	Limit
Mercury	3.1		0.380	0.532	J 4 F2	mg/Kg	☼	-664	80 - 120	165	20

## Method: 9034 - Sulfide, Acid soluble and Insoluble (Titrimetric)

**Lab Sample ID: MB 180-171004/1-A**  
**Matrix: Sediment**  
**Analysis Batch: 171036**

**Client Sample ID: Method Blank**  
**Prep Type: SEM/AVS**  
**Prep Batch: 171004**

Analyte	MB Result	MB Qualifier	LOQ	LOD	Unit	D	Prepared	Analyzed	Dil Fac
Acid Volatile Sulfides (AVS)	<3.0		15.0	3.0	mg/Kg		03/16/16 14:00	03/16/16 17:45	1

**Lab Sample ID: LCS 180-171004/2-A**  
**Matrix: Sediment**  
**Analysis Batch: 171036**

**Client Sample ID: Lab Control Sample**  
**Prep Type: SEM/AVS**  
**Prep Batch: 171004**

Analyte	Spike Added	LCS Result	LCS Qualifier	Unit	D	%Rec	Limits
Acid Volatile Sulfides (AVS)	96.1	88.58		mg/Kg		92	85 - 115

TestAmerica Canton



# QC Sample Results

Client: GHD Services Inc.  
Project/Site: 58505, Janesville WI, SSOW 108014

TestAmerica Job ID: 240-62022-1

## Method: 9034 - Sulfide, Acid soluble and Insoluble (Titrimetric) (Continued)

**Lab Sample ID: 240-62022-23 MS**

**Matrix: Sediment**  
**Analysis Batch: 171036**

**Client Sample ID: SE-031016-JN-024**

**Prep Type: SEM/AVS**  
**Prep Batch: 171004**

Analyte	Sample Result	Sample Qualifier	Spike Added	MS Result	MS Qualifier	Unit	D	%Rec	%Rec. Limits
Acid Volatile Sulfides (AVS)	237		182	405.3		mg/Kg	☼	93	75 - 125

**Lab Sample ID: 240-62022-23 MSD**

**Matrix: Sediment**  
**Analysis Batch: 171036**

**Client Sample ID: SE-031016-JN-024**

**Prep Type: SEM/AVS**  
**Prep Batch: 171004**

Analyte	Sample Result	Sample Qualifier	Spike Added	MSD Result	MSD Qualifier	Unit	D	%Rec	%Rec. Limits	RPD	RPD Limit
Acid Volatile Sulfides (AVS)	237		182	378.3		mg/Kg	☼	78	75 - 125	7	20

## Method: Lloyd Kahn - Organic Carbon, Total (TOC)

**Lab Sample ID: MB 180-171546/3**

**Matrix: Solid**  
**Analysis Batch: 171546**

**Client Sample ID: Method Blank**

**Prep Type: Total/NA**

Analyte	MB Result	MB Qualifier	LOQ	LOD	Unit	D	Prepared	Analyzed	Dil Fac
Total Organic Carbon	<500		1000	500	mg/Kg			03/22/16 09:03	1

**Lab Sample ID: LCS 180-171546/4**

**Matrix: Solid**  
**Analysis Batch: 171546**

**Client Sample ID: Lab Control Sample**

**Prep Type: Total/NA**

Analyte	Spike Added	LCS Result	LCS Qualifier	Unit	D	%Rec	%Rec. Limits
Total Organic Carbon	35000	31550		mg/Kg		90	75 - 125

**Lab Sample ID: 240-62022-3 MS**

**Matrix: Solid**  
**Analysis Batch: 171546**

**Client Sample ID: SE-031016-JN-013**

**Prep Type: Total/NA**

Analyte	Sample Result	Sample Qualifier	Spike Added	MS Result	MS Qualifier	Unit	D	%Rec	%Rec. Limits
Total Organic Carbon	176000	F1	82300	259400		mg/Kg	☼	101	75 - 125

**Lab Sample ID: 240-62022-3 MSD**

**Matrix: Solid**  
**Analysis Batch: 171546**

**Client Sample ID: SE-031016-JN-013**

**Prep Type: Total/NA**

Analyte	Sample Result	Sample Qualifier	Spike Added	MSD Result	MSD Qualifier	Unit	D	%Rec	%Rec. Limits	RPD	RPD Limit
Total Organic Carbon	176000	F1	93800	242700	F1	mg/Kg	☼	71	75 - 125	7	20

**Lab Sample ID: 240-62022-13 MS**

**Matrix: Solid**  
**Analysis Batch: 171546**

**Client Sample ID: SE-031016-JN-023**

**Prep Type: Total/NA**

Analyte	Sample Result	Sample Qualifier	Spike Added	MS Result	MS Qualifier	Unit	D	%Rec	%Rec. Limits
Total Organic Carbon	66800		177000	232500		mg/Kg	☼	93	75 - 125

TestAmerica Canton

# QC Sample Results

Client: GHD Services Inc.  
Project/Site: 58505, Janesville WI, SSOW 108014

TestAmerica Job ID: 240-62022-1

## Method: Lloyd Kahn - Organic Carbon, Total (TOC) (Continued)

**Lab Sample ID: 240-62022-13 MSD**  
**Matrix: Solid**  
**Analysis Batch: 171546**

**Client Sample ID: SE-031016-JN-023**  
**Prep Type: Total/NA**

Analyte	Sample Result	Sample Qualifier	Spike Added	MSD Result	MSD Qualifier	Unit	D	%Rec	%Rec. Limits	RPD	RPD Limit
Total Organic Carbon	66800		188000	231500		mg/Kg	⊛	87	75 - 125	0	20

**Lab Sample ID: 240-62022-3 DU**  
**Matrix: Solid**  
**Analysis Batch: 171546**

**Client Sample ID: SE-031016-JN-013**  
**Prep Type: Total/NA**

Analyte	Sample Result	Sample Qualifier	DU Result	DU Qualifier	Unit	D	RPD	RPD Limit
Total Organic Carbon	176000	F1	172400		mg/Kg	⊛	2	20

**Lab Sample ID: 240-62022-13 DU**  
**Matrix: Solid**  
**Analysis Batch: 171546**

**Client Sample ID: SE-031016-JN-023**  
**Prep Type: Total/NA**

Analyte	Sample Result	Sample Qualifier	DU Result	DU Qualifier	Unit	D	RPD	RPD Limit
Total Organic Carbon	66800		74950		mg/Kg	⊛	11	20

## Method: Moisture - Percent Moisture

**Lab Sample ID: 240-62022-1 DU**  
**Matrix: Solid**  
**Analysis Batch: 221485**

**Client Sample ID: SE-031016-JN-011**  
**Prep Type: Total/NA**

Analyte	Sample Result	Sample Qualifier	DU Result	DU Qualifier	Unit	D	RPD	RPD Limit
Percent Solids	79.9		83.4		%		4	20
Percent Moisture	20.1		16.6		%		19	20

**Lab Sample ID: 240-62022-3 DU**  
**Matrix: Solid**  
**Analysis Batch: 221485**

**Client Sample ID: SE-031016-JN-013**  
**Prep Type: Total/NA**

Analyte	Sample Result	Sample Qualifier	DU Result	DU Qualifier	Unit	D	RPD	RPD Limit
Percent Solids	40.2		41.2		%		2	20
Percent Moisture	59.8		58.8		%		2	20

**Lab Sample ID: 240-62022-13 DU**  
**Matrix: Solid**  
**Analysis Batch: 221485**

**Client Sample ID: SE-031016-JN-023**  
**Prep Type: Total/NA**

Analyte	Sample Result	Sample Qualifier	DU Result	DU Qualifier	Unit	D	RPD	RPD Limit
Percent Solids	44.6		46.4		%		4	20
Percent Moisture	55.4		53.6		%		3	20

# QC Association Summary

Client: GHD Services Inc.  
Project/Site: 58505, Janesville WI, SSOW 108014

TestAmerica Job ID: 240-62022-1

## GC/MS VOA

### Analysis Batch: 221434

Lab Sample ID	Client Sample ID	Prep Type	Matrix	Method	Prep Batch
240-62022-4	SE-031016-JN-014	Total/NA	Solid	8260B	221461
240-62022-5	SE-031016-JN-015	Total/NA	Solid	8260B	221461
240-62022-6	SE-031016-JN-016	Total/NA	Solid	8260B	221461
240-62022-7	SE-031016-JN-017	Total/NA	Solid	8260B	221461
240-62022-7 MS	SE-031016-JN-017	Total/NA	Solid	8260B	221461
240-62022-7 MSD	SE-031016-JN-017	Total/NA	Solid	8260B	221461
240-62022-8	SE-031016-JN-018	Total/NA	Solid	8260B	221461
240-62022-9	SE-031016-JN-019	Total/NA	Solid	8260B	221461
240-62022-10	SE-031016-JN-020	Total/NA	Solid	8260B	221461
240-62022-11	SE-031016-JN-021	Total/NA	Solid	8260B	221461
240-62022-12	SE-031016-JN-022	Total/NA	Solid	8260B	221461
240-62022-14	SE-031016-JN-024	Total/NA	Solid	8260B	221461
LCS 240-221434/4	Lab Control Sample	Total/NA	Solid	8260B	
MB 240-221434/5	Method Blank	Total/NA	Solid	8260B	

### Prep Batch: 221461

Lab Sample ID	Client Sample ID	Prep Type	Matrix	Method	Prep Batch
240-62022-4	SE-031016-JN-014	Total/NA	Solid	5030A	
240-62022-5	SE-031016-JN-015	Total/NA	Solid	5030A	
240-62022-6	SE-031016-JN-016	Total/NA	Solid	5030A	
240-62022-7	SE-031016-JN-017	Total/NA	Solid	5030A	
240-62022-7 MS	SE-031016-JN-017	Total/NA	Solid	5030A	
240-62022-7 MSD	SE-031016-JN-017	Total/NA	Solid	5030A	
240-62022-8	SE-031016-JN-018	Total/NA	Solid	5030A	
240-62022-9	SE-031016-JN-019	Total/NA	Solid	5030A	
240-62022-10	SE-031016-JN-020	Total/NA	Solid	5030A	
240-62022-11	SE-031016-JN-021	Total/NA	Solid	5030A	
240-62022-12	SE-031016-JN-022	Total/NA	Solid	5030A	
240-62022-14	SE-031016-JN-024	Total/NA	Solid	5030A	

### Prep Batch: 221497

Lab Sample ID	Client Sample ID	Prep Type	Matrix	Method	Prep Batch
240-62022-2	SE-031016-JN-012	Total/NA	Solid	5030B	
240-62022-3	SE-031016-JN-013	Total/NA	Solid	5030B	
240-62022-3 MS	SE-031016-JN-013	Total/NA	Solid	5030B	
240-62022-3 MSD	SE-031016-JN-013	Total/NA	Solid	5030B	
LCS 240-221497/2-A	Lab Control Sample	Total/NA	Solid	5030B	
MB 240-221497/1-A	Method Blank	Total/NA	Solid	5030B	

### Analysis Batch: 221688

Lab Sample ID	Client Sample ID	Prep Type	Matrix	Method	Prep Batch
240-62022-1	SE-031016-JN-011	Total/NA	Solid	8260B	221689
240-62022-13	SE-031016-JN-023	Total/NA	Solid	8260B	221689
240-62022-13 MS	SE-031016-JN-023	Total/NA	Solid	8260B	221689
240-62022-13 MSD	SE-031016-JN-023	Total/NA	Solid	8260B	221689
LCS 240-221688/6	Lab Control Sample	Total/NA	Solid	8260B	
MB 240-221688/8	Method Blank	Total/NA	Solid	8260B	

### Prep Batch: 221689

Lab Sample ID	Client Sample ID	Prep Type	Matrix	Method	Prep Batch
240-62022-1	SE-031016-JN-011	Total/NA	Solid	5030A	

TestAmerica Canton

# QC Association Summary

Client: GHD Services Inc.  
Project/Site: 58505, Janesville WI, SSOW 108014

TestAmerica Job ID: 240-62022-1

## GC/MS VOA (Continued)

### Prep Batch: 221689 (Continued)

Lab Sample ID	Client Sample ID	Prep Type	Matrix	Method	Prep Batch
240-62022-13	SE-031016-JN-023	Total/NA	Solid	5030A	
240-62022-13 MS	SE-031016-JN-023	Total/NA	Solid	5030A	
240-62022-13 MSD	SE-031016-JN-023	Total/NA	Solid	5030A	

### Analysis Batch: 221763

Lab Sample ID	Client Sample ID	Prep Type	Matrix	Method	Prep Batch
240-62022-15	SE-031016-JN-025	Total/NA	Solid	8260B	221853
240-62022-16	SE-031016-JN-026	Total/NA	Solid	8260B	221853
240-62022-17	SE-031016-JN-027	Total/NA	Solid	8260B	221853
240-62022-17 MS	SE-031016-JN-027	Total/NA	Solid	8260B	221853
240-62022-17 MSD	SE-031016-JN-027	Total/NA	Solid	8260B	221853
LCS 240-221763/4	Lab Control Sample	Total/NA	Solid	8260B	
MB 240-221763/5	Method Blank	Total/NA	Solid	8260B	

### Analysis Batch: 221767

Lab Sample ID	Client Sample ID	Prep Type	Matrix	Method	Prep Batch
240-62022-2	SE-031016-JN-012	Total/NA	Solid	8260B	221497
240-62022-3	SE-031016-JN-013	Total/NA	Solid	8260B	221497
240-62022-3 MS	SE-031016-JN-013	Total/NA	Solid	8260B	221497
240-62022-3 MSD	SE-031016-JN-013	Total/NA	Solid	8260B	221497
LCS 240-221497/2-A	Lab Control Sample	Total/NA	Solid	8260B	221497
MB 240-221497/1-A	Method Blank	Total/NA	Solid	8260B	221497

### Analysis Batch: 221822

Lab Sample ID	Client Sample ID	Prep Type	Matrix	Method	Prep Batch
240-62022-18	TB-031016-JN-001	Total/NA	Water	8260B	
LCS 240-221822/4	Lab Control Sample	Total/NA	Water	8260B	
MB 240-221822/6	Method Blank	Total/NA	Water	8260B	

### Prep Batch: 221853

Lab Sample ID	Client Sample ID	Prep Type	Matrix	Method	Prep Batch
240-62022-15	SE-031016-JN-025	Total/NA	Solid	5030A	
240-62022-16	SE-031016-JN-026	Total/NA	Solid	5030A	
240-62022-17	SE-031016-JN-027	Total/NA	Solid	5030A	
240-62022-17 MS	SE-031016-JN-027	Total/NA	Solid	5030A	
240-62022-17 MSD	SE-031016-JN-027	Total/NA	Solid	5030A	

## GC/MS Semi VOA

### Prep Batch: 221358

Lab Sample ID	Client Sample ID	Prep Type	Matrix	Method	Prep Batch
240-62022-1	SE-031016-JN-011	Total/NA	Solid	3540C	
240-62022-2	SE-031016-JN-012	Total/NA	Solid	3540C	
240-62022-3	SE-031016-JN-013	Total/NA	Solid	3540C	
240-62022-3 MS	SE-031016-JN-013	Total/NA	Solid	3540C	
240-62022-3 MSD	SE-031016-JN-013	Total/NA	Solid	3540C	
240-62022-4	SE-031016-JN-014	Total/NA	Solid	3540C	
240-62022-5	SE-031016-JN-015	Total/NA	Solid	3540C	
240-62022-6	SE-031016-JN-016	Total/NA	Solid	3540C	
240-62022-7	SE-031016-JN-017	Total/NA	Solid	3540C	

TestAmerica Canton

# QC Association Summary

Client: GHD Services Inc.  
 Project/Site: 58505, Janesville WI, SSOW 108014

TestAmerica Job ID: 240-62022-1

## GC/MS Semi VOA (Continued)

### Prep Batch: 221358 (Continued)

Lab Sample ID	Client Sample ID	Prep Type	Matrix	Method	Prep Batch
240-62022-8	SE-031016-JN-018	Total/NA	Solid	3540C	
240-62022-9	SE-031016-JN-019	Total/NA	Solid	3540C	
240-62022-10	SE-031016-JN-020	Total/NA	Solid	3540C	
240-62022-11	SE-031016-JN-021	Total/NA	Solid	3540C	
240-62022-12	SE-031016-JN-022	Total/NA	Solid	3540C	
240-62022-13	SE-031016-JN-023	Total/NA	Solid	3540C	
240-62022-13 MS	SE-031016-JN-023	Total/NA	Solid	3540C	
240-62022-13 MSD	SE-031016-JN-023	Total/NA	Solid	3540C	
240-62022-14	SE-031016-JN-024	Total/NA	Solid	3540C	
240-62022-15	SE-031016-JN-025	Total/NA	Solid	3540C	
240-62022-16	SE-031016-JN-026	Total/NA	Solid	3540C	
LCS 240-221358/24-A	Lab Control Sample	Total/NA	Solid	3540C	
MB 240-221358/23-A	Method Blank	Total/NA	Solid	3540C	

### Prep Batch: 221375

Lab Sample ID	Client Sample ID	Prep Type	Matrix	Method	Prep Batch
240-62022-17	SE-031016-JN-027	Total/NA	Solid	3540C	
LCS 240-221375/24-A	Lab Control Sample	Total/NA	Solid	3540C	
MB 240-221375/23-A	Method Blank	Total/NA	Solid	3540C	

### Analysis Batch: 221725

Lab Sample ID	Client Sample ID	Prep Type	Matrix	Method	Prep Batch
LCS 240-221358/24-A	Lab Control Sample	Total/NA	Solid	8270C	221358
MB 240-221358/23-A	Method Blank	Total/NA	Solid	8270C	221358

### Analysis Batch: 221760

Lab Sample ID	Client Sample ID	Prep Type	Matrix	Method	Prep Batch
240-62022-17	SE-031016-JN-027	Total/NA	Solid	8270C	221375
LCS 240-221375/24-A	Lab Control Sample	Total/NA	Solid	8270C	221375
MB 240-221375/23-A	Method Blank	Total/NA	Solid	8270C	221375

### Analysis Batch: 221929

Lab Sample ID	Client Sample ID	Prep Type	Matrix	Method	Prep Batch
240-62022-1	SE-031016-JN-011	Total/NA	Solid	8270C	221358
240-62022-2	SE-031016-JN-012	Total/NA	Solid	8270C	221358
240-62022-5	SE-031016-JN-015	Total/NA	Solid	8270C	221358
240-62022-7	SE-031016-JN-017	Total/NA	Solid	8270C	221358
240-62022-9	SE-031016-JN-019	Total/NA	Solid	8270C	221358
240-62022-11	SE-031016-JN-021	Total/NA	Solid	8270C	221358
240-62022-12	SE-031016-JN-022	Total/NA	Solid	8270C	221358
240-62022-13	SE-031016-JN-023	Total/NA	Solid	8270C	221358
240-62022-13 MS	SE-031016-JN-023	Total/NA	Solid	8270C	221358
240-62022-13 MSD	SE-031016-JN-023	Total/NA	Solid	8270C	221358

### Analysis Batch: 222298

Lab Sample ID	Client Sample ID	Prep Type	Matrix	Method	Prep Batch
240-62022-3	SE-031016-JN-013	Total/NA	Solid	8270C	221358
240-62022-3 MS	SE-031016-JN-013	Total/NA	Solid	8270C	221358
240-62022-3 MSD	SE-031016-JN-013	Total/NA	Solid	8270C	221358
240-62022-4	SE-031016-JN-014	Total/NA	Solid	8270C	221358
240-62022-6	SE-031016-JN-016	Total/NA	Solid	8270C	221358

TestAmerica Canton

# QC Association Summary

Client: GHD Services Inc.  
Project/Site: 58505, Janesville WI, SSOW 108014

TestAmerica Job ID: 240-62022-1

## GC/MS Semi VOA (Continued)

### Analysis Batch: 222298 (Continued)

Lab Sample ID	Client Sample ID	Prep Type	Matrix	Method	Prep Batch
240-62022-8	SE-031016-JN-018	Total/NA	Solid	8270C	221358
240-62022-10	SE-031016-JN-020	Total/NA	Solid	8270C	221358
240-62022-14	SE-031016-JN-024	Total/NA	Solid	8270C	221358
240-62022-15	SE-031016-JN-025	Total/NA	Solid	8270C	221358
240-62022-16	SE-031016-JN-026	Total/NA	Solid	8270C	221358

## GC Semi VOA

### Prep Batch: 221356

Lab Sample ID	Client Sample ID	Prep Type	Matrix	Method	Prep Batch
240-62022-6	SE-031016-JN-016	Total/NA	Solid	3540C	
240-62022-10	SE-031016-JN-020	Total/NA	Solid	3540C	
240-62022-12	SE-031016-JN-022	Total/NA	Solid	3540C	
240-62022-15	SE-031016-JN-025	Total/NA	Solid	3540C	
LCS 240-221356/24-A	Lab Control Sample	Total/NA	Solid	3540C	
MB 240-221356/23-A	Method Blank	Total/NA	Solid	3540C	

### Prep Batch: 221445

Lab Sample ID	Client Sample ID	Prep Type	Matrix	Method	Prep Batch
240-62022-1	SE-031016-JN-011	Total/NA	Solid	1630	
240-62022-4	SE-031016-JN-014	Total/NA	Solid	1630	
240-62022-8	SE-031016-JN-018	Total/NA	Solid	1630	
240-62022-11	SE-031016-JN-021	Total/NA	Solid	1630	
240-62022-14	SE-031016-JN-024	Total/NA	Solid	1630	
LCS 240-221445/2-A	Lab Control Sample	Total/NA	Solid	1630	
MB 240-221445/1-A	Method Blank	Total/NA	Solid	1630	

### Analysis Batch: 221858

Lab Sample ID	Client Sample ID	Prep Type	Matrix	Method	Prep Batch
240-62022-6	SE-031016-JN-016	Total/NA	Solid	8082	221356
240-62022-10	SE-031016-JN-020	Total/NA	Solid	8082	221356
240-62022-12	SE-031016-JN-022	Total/NA	Solid	8082	221356
240-62022-15	SE-031016-JN-025	Total/NA	Solid	8082	221356
LCS 240-221356/24-A	Lab Control Sample	Total/NA	Solid	8082	221356
MB 240-221356/23-A	Method Blank	Total/NA	Solid	8082	221356

### Prep Batch: 222138

Lab Sample ID	Client Sample ID	Prep Type	Matrix	Method	Prep Batch
240-62022-1	SE-031016-JN-011	Total/NA	Solid	3540C	
240-62022-2	SE-031016-JN-012	Total/NA	Solid	3540C	
240-62022-3	SE-031016-JN-013	Total/NA	Solid	3540C	
240-62022-3 MS	SE-031016-JN-013	Total/NA	Solid	3540C	
240-62022-3 MSD	SE-031016-JN-013	Total/NA	Solid	3540C	
240-62022-4	SE-031016-JN-014	Total/NA	Solid	3540C	
240-62022-5	SE-031016-JN-015	Total/NA	Solid	3540C	
240-62022-7	SE-031016-JN-017	Total/NA	Solid	3540C	
240-62022-8	SE-031016-JN-018	Total/NA	Solid	3540C	
240-62022-9	SE-031016-JN-019	Total/NA	Solid	3540C	
240-62022-11	SE-031016-JN-021	Total/NA	Solid	3540C	
240-62022-13	SE-031016-JN-023	Total/NA	Solid	3540C	

TestAmerica Canton

# QC Association Summary

Client: GHD Services Inc.  
Project/Site: 58505, Janesville WI, SSOW 108014

TestAmerica Job ID: 240-62022-1

## GC Semi VOA (Continued)

### Prep Batch: 222138 (Continued)

Lab Sample ID	Client Sample ID	Prep Type	Matrix	Method	Prep Batch
240-62022-13 MS	SE-031016-JN-023	Total/NA	Solid	3540C	
240-62022-13 MSD	SE-031016-JN-023	Total/NA	Solid	3540C	
240-62022-14	SE-031016-JN-024	Total/NA	Solid	3540C	
240-62022-16	SE-031016-JN-026	Total/NA	Solid	3540C	
240-62022-17	SE-031016-JN-027	Total/NA	Solid	3540C	
LCS 240-222138/20-A	Lab Control Sample	Total/NA	Solid	3540C	
MB 240-222138/19-A	Method Blank	Total/NA	Solid	3540C	

### Analysis Batch: 222277

Lab Sample ID	Client Sample ID	Prep Type	Matrix	Method	Prep Batch
240-62022-1	SE-031016-JN-011	Total/NA	Solid	1630	221445
240-62022-4	SE-031016-JN-014	Total/NA	Solid	1630	221445
240-62022-8	SE-031016-JN-018	Total/NA	Solid	1630	221445
240-62022-11	SE-031016-JN-021	Total/NA	Solid	1630	221445
240-62022-14	SE-031016-JN-024	Total/NA	Solid	1630	221445
LCS 240-221445/2-A	Lab Control Sample	Total/NA	Solid	1630	221445
MB 240-221445/1-A	Method Blank	Total/NA	Solid	1630	221445

### Analysis Batch: 222863

Lab Sample ID	Client Sample ID	Prep Type	Matrix	Method	Prep Batch
240-62022-1	SE-031016-JN-011	Total/NA	Solid	8082	222138
240-62022-2	SE-031016-JN-012	Total/NA	Solid	8082	222138
240-62022-3	SE-031016-JN-013	Total/NA	Solid	8082	222138
240-62022-3 MS	SE-031016-JN-013	Total/NA	Solid	8082	222138
240-62022-3 MSD	SE-031016-JN-013	Total/NA	Solid	8082	222138
240-62022-4	SE-031016-JN-014	Total/NA	Solid	8082	222138
240-62022-5	SE-031016-JN-015	Total/NA	Solid	8082	222138
240-62022-7	SE-031016-JN-017	Total/NA	Solid	8082	222138
240-62022-8	SE-031016-JN-018	Total/NA	Solid	8082	222138
240-62022-9	SE-031016-JN-019	Total/NA	Solid	8082	222138
240-62022-11	SE-031016-JN-021	Total/NA	Solid	8082	222138
240-62022-13	SE-031016-JN-023	Total/NA	Solid	8082	222138
240-62022-13 MS	SE-031016-JN-023	Total/NA	Solid	8082	222138
240-62022-13 MSD	SE-031016-JN-023	Total/NA	Solid	8082	222138
240-62022-14	SE-031016-JN-024	Total/NA	Solid	8082	222138
240-62022-16	SE-031016-JN-026	Total/NA	Solid	8082	222138
240-62022-17	SE-031016-JN-027	Total/NA	Solid	8082	222138
LCS 240-222138/20-A	Lab Control Sample	Total/NA	Solid	8082	222138
MB 240-222138/19-A	Method Blank	Total/NA	Solid	8082	222138

## Metals

### Prep Batch: 170984

Lab Sample ID	Client Sample ID	Prep Type	Matrix	Method	Prep Batch
240-62022-19	SE-031016-JN-011	SEM/AVS	Sediment	AVSSEM	
240-62022-20	SE-031016-JN-014	SEM/AVS	Sediment	AVSSEM	
240-62022-21	SE-031016-JN-018	SEM/AVS	Sediment	AVSSEM	
240-62022-22	SE-031016-JN-021	SEM/AVS	Sediment	AVSSEM	
240-62022-23	SE-031016-JN-024	SEM/AVS	Sediment	AVSSEM	
240-62022-23 MS	SE-031016-JN-024	SEM/AVS	Sediment	AVSSEM	

TestAmerica Canton

# QC Association Summary

Client: GHD Services Inc.  
Project/Site: 58505, Janesville WI, SSOW 108014

TestAmerica Job ID: 240-62022-1

## Metals (Continued)

### Prep Batch: 170984 (Continued)

Lab Sample ID	Client Sample ID	Prep Type	Matrix	Method	Prep Batch
240-62022-23 MSD	SE-031016-JN-024	SEM/AVS	Sediment	AVSSEM	
LCS 180-170984/2-A	Lab Control Sample	SEM/AVS	Sediment	AVSSEM	
LCS 180-170984/2-B	Lab Control Sample	SEM/AVS	Sediment	AVSSEM	
MB 180-170984/1-A	Method Blank	SEM/AVS	Sediment	AVSSEM	
MB 180-170984/1-B	Method Blank	SEM/AVS	Sediment	AVSSEM	

### Prep Batch: 171122

Lab Sample ID	Client Sample ID	Prep Type	Matrix	Method	Prep Batch
240-62022-19	SE-031016-JN-011	SEM/AVS	Sediment	7470A	170984
240-62022-20	SE-031016-JN-014	SEM/AVS	Sediment	7470A	170984
240-62022-21	SE-031016-JN-018	SEM/AVS	Sediment	7470A	170984
240-62022-22	SE-031016-JN-021	SEM/AVS	Sediment	7470A	170984
240-62022-23	SE-031016-JN-024	SEM/AVS	Sediment	7470A	170984
240-62022-23 MS	SE-031016-JN-024	SEM/AVS	Sediment	7470A	170984
240-62022-23 MSD	SE-031016-JN-024	SEM/AVS	Sediment	7470A	170984
LCS 180-170984/2-B	Lab Control Sample	SEM/AVS	Sediment	7470A	170984
MB 180-170984/1-B	Method Blank	SEM/AVS	Sediment	7470A	170984

### Analysis Batch: 171226

Lab Sample ID	Client Sample ID	Prep Type	Matrix	Method	Prep Batch
240-62022-19	SE-031016-JN-011	SEM/AVS	Sediment	7470A	171122
240-62022-20	SE-031016-JN-014	SEM/AVS	Sediment	7470A	171122
240-62022-21	SE-031016-JN-018	SEM/AVS	Sediment	7470A	171122
240-62022-22	SE-031016-JN-021	SEM/AVS	Sediment	7470A	171122
240-62022-23	SE-031016-JN-024	SEM/AVS	Sediment	7470A	171122
240-62022-23 MS	SE-031016-JN-024	SEM/AVS	Sediment	7470A	171122
240-62022-23 MSD	SE-031016-JN-024	SEM/AVS	Sediment	7470A	171122
LCS 180-170984/2-B	Lab Control Sample	SEM/AVS	Sediment	7470A	171122
MB 180-170984/1-B	Method Blank	SEM/AVS	Sediment	7470A	171122

### Analysis Batch: 171287

Lab Sample ID	Client Sample ID	Prep Type	Matrix	Method	Prep Batch
240-62022-19	SE-031016-JN-011	SEM/AVS	Sediment	6010B	170984
240-62022-20	SE-031016-JN-014	SEM/AVS	Sediment	6010B	170984
240-62022-21	SE-031016-JN-018	SEM/AVS	Sediment	6010B	170984
240-62022-22	SE-031016-JN-021	SEM/AVS	Sediment	6010B	170984
240-62022-23	SE-031016-JN-024	SEM/AVS	Sediment	6010B	170984
240-62022-23 MS	SE-031016-JN-024	SEM/AVS	Sediment	6010B	170984
240-62022-23 MSD	SE-031016-JN-024	SEM/AVS	Sediment	6010B	170984
LCS 180-170984/2-A	Lab Control Sample	SEM/AVS	Sediment	6010B	170984
MB 180-170984/1-A	Method Blank	SEM/AVS	Sediment	6010B	170984

### Analysis Batch: 171363

Lab Sample ID	Client Sample ID	Prep Type	Matrix	Method	Prep Batch
240-62022-19	SE-031016-JN-011	SEM/AVS	Sediment	6010B	170984
240-62022-19	SE-031016-JN-011	SEM/AVS	Sediment	6010B	170984
240-62022-21	SE-031016-JN-018	SEM/AVS	Sediment	6010B	170984
240-62022-23	SE-031016-JN-024	SEM/AVS	Sediment	6010B	170984
240-62022-23 MS	SE-031016-JN-024	SEM/AVS	Sediment	6010B	170984
240-62022-23 MSD	SE-031016-JN-024	SEM/AVS	Sediment	6010B	170984

TestAmerica Canton



# QC Association Summary

Client: GHD Services Inc.  
 Project/Site: 58505, Janesville WI, SSOW 108014

TestAmerica Job ID: 240-62022-1

## Metals (Continued)

### Analysis Batch: 171444

Lab Sample ID	Client Sample ID	Prep Type	Matrix	Method	Prep Batch
240-62022-19	SE-031016-JN-011	SEM/AVS	Sediment	SEM	
240-62022-20	SE-031016-JN-014	SEM/AVS	Sediment	SEM	
240-62022-21	SE-031016-JN-018	SEM/AVS	Sediment	SEM	
240-62022-22	SE-031016-JN-021	SEM/AVS	Sediment	SEM	
240-62022-23	SE-031016-JN-024	SEM/AVS	Sediment	SEM	

### Prep Batch: 221427

Lab Sample ID	Client Sample ID	Prep Type	Matrix	Method	Prep Batch
240-62022-1	SE-031016-JN-011	Total/NA	Solid	3050B	
240-62022-2	SE-031016-JN-012	Total/NA	Solid	3050B	
240-62022-3	SE-031016-JN-013	Total/NA	Solid	3050B	
240-62022-3 MS	SE-031016-JN-013	Total/NA	Solid	3050B	
240-62022-3 MSD	SE-031016-JN-013	Total/NA	Solid	3050B	
240-62022-4	SE-031016-JN-014	Total/NA	Solid	3050B	
240-62022-5	SE-031016-JN-015	Total/NA	Solid	3050B	
240-62022-6	SE-031016-JN-016	Total/NA	Solid	3050B	
240-62022-7	SE-031016-JN-017	Total/NA	Solid	3050B	
240-62022-8	SE-031016-JN-018	Total/NA	Solid	3050B	
240-62022-9	SE-031016-JN-019	Total/NA	Solid	3050B	
LCS 240-221427/3-A ^2	Lab Control Sample	Total/NA	Solid	3050B	
MB 240-221427/1-A ^2	Method Blank	Total/NA	Solid	3050B	

### Prep Batch: 221444

Lab Sample ID	Client Sample ID	Prep Type	Matrix	Method	Prep Batch
240-62022-1	SE-031016-JN-011	Total/NA	Solid	7471A	
240-62022-2	SE-031016-JN-012	Total/NA	Solid	7471A	
240-62022-3	SE-031016-JN-013	Total/NA	Solid	7471A	
240-62022-3 MS	SE-031016-JN-013	Total/NA	Solid	7471A	
240-62022-3 MSD	SE-031016-JN-013	Total/NA	Solid	7471A	
240-62022-4	SE-031016-JN-014	Total/NA	Solid	7471A	
240-62022-5	SE-031016-JN-015	Total/NA	Solid	7471A	
240-62022-6	SE-031016-JN-016	Total/NA	Solid	7471A	
240-62022-7	SE-031016-JN-017	Total/NA	Solid	7471A	
240-62022-8	SE-031016-JN-018	Total/NA	Solid	7471A	
240-62022-9	SE-031016-JN-019	Total/NA	Solid	7471A	
LCS 240-221444/2-A	Lab Control Sample	Total/NA	Solid	7471A	
MB 240-221444/1-A	Method Blank	Total/NA	Solid	7471A	

### Prep Batch: 221602

Lab Sample ID	Client Sample ID	Prep Type	Matrix	Method	Prep Batch
240-62022-10	SE-031016-JN-020	Total/NA	Solid	3050B	
240-62022-11	SE-031016-JN-021	Total/NA	Solid	3050B	
240-62022-12	SE-031016-JN-022	Total/NA	Solid	3050B	
240-62022-13	SE-031016-JN-023	Total/NA	Solid	3050B	
240-62022-13 MS	SE-031016-JN-023	Total/NA	Solid	3050B	
240-62022-13 MSD	SE-031016-JN-023	Total/NA	Solid	3050B	
240-62022-14	SE-031016-JN-024	Total/NA	Solid	3050B	
240-62022-15	SE-031016-JN-025	Total/NA	Solid	3050B	
240-62022-16	SE-031016-JN-026	Total/NA	Solid	3050B	
240-62022-17	SE-031016-JN-027	Total/NA	Solid	3050B	
LCS 240-221602/3-A ^2	Lab Control Sample	Total/NA	Solid	3050B	

TestAmerica Canton

# QC Association Summary

Client: GHD Services Inc.  
Project/Site: 58505, Janesville WI, SSOW 108014

TestAmerica Job ID: 240-62022-1

## Metals (Continued)

### Prep Batch: 221602 (Continued)

Lab Sample ID	Client Sample ID	Prep Type	Matrix	Method	Prep Batch
MB 240-221602/1-A ^2	Method Blank	Total/NA	Solid	3050B	

### Prep Batch: 221625

Lab Sample ID	Client Sample ID	Prep Type	Matrix	Method	Prep Batch
240-62022-10	SE-031016-JN-020	Total/NA	Solid	7471A	
240-62022-11	SE-031016-JN-021	Total/NA	Solid	7471A	
240-62022-12	SE-031016-JN-022	Total/NA	Solid	7471A	
240-62022-13	SE-031016-JN-023	Total/NA	Solid	7471A	
240-62022-13 MS	SE-031016-JN-023	Total/NA	Solid	7471A	
240-62022-13 MSD	SE-031016-JN-023	Total/NA	Solid	7471A	
240-62022-14	SE-031016-JN-024	Total/NA	Solid	7471A	
240-62022-15	SE-031016-JN-025	Total/NA	Solid	7471A	
240-62022-16	SE-031016-JN-026	Total/NA	Solid	7471A	
240-62022-17	SE-031016-JN-027	Total/NA	Solid	7471A	
LCS 240-221625/2-A	Lab Control Sample	Total/NA	Solid	7471A	
MB 240-221625/1-A	Method Blank	Total/NA	Solid	7471A	

### Analysis Batch: 221647

Lab Sample ID	Client Sample ID	Prep Type	Matrix	Method	Prep Batch
240-62022-1	SE-031016-JN-011	Total/NA	Solid	7471A	221444
240-62022-2	SE-031016-JN-012	Total/NA	Solid	7471A	221444
240-62022-3	SE-031016-JN-013	Total/NA	Solid	7471A	221444
240-62022-3 MS	SE-031016-JN-013	Total/NA	Solid	7471A	221444
240-62022-3 MSD	SE-031016-JN-013	Total/NA	Solid	7471A	221444
240-62022-4	SE-031016-JN-014	Total/NA	Solid	7471A	221444
240-62022-5	SE-031016-JN-015	Total/NA	Solid	7471A	221444
240-62022-6	SE-031016-JN-016	Total/NA	Solid	7471A	221444
240-62022-7	SE-031016-JN-017	Total/NA	Solid	7471A	221444
240-62022-8	SE-031016-JN-018	Total/NA	Solid	7471A	221444
240-62022-9	SE-031016-JN-019	Total/NA	Solid	7471A	221444
LCS 240-221444/2-A	Lab Control Sample	Total/NA	Solid	7471A	221444
MB 240-221444/1-A	Method Blank	Total/NA	Solid	7471A	221444

### Leach Batch: 221744

Lab Sample ID	Client Sample ID	Prep Type	Matrix	Method	Prep Batch
240-62022-13	SE-031016-JN-023	TCLP	Solid	1311	
240-62022-13 MS	SE-031016-JN-023	TCLP	Solid	1311	
240-62022-13 MSD	SE-031016-JN-023	TCLP	Solid	1311	
240-62022-17	SE-031016-JN-027	TCLP	Solid	1311	
LB 240-221744/1-B	Method Blank	TCLP	Solid	1311	
LB 240-221744/1-C	Method Blank	TCLP	Solid	1311	

### Leach Batch: 221748

Lab Sample ID	Client Sample ID	Prep Type	Matrix	Method	Prep Batch
240-62022-3	SE-031016-JN-013	TCLP	Solid	1311	
240-62022-3 MS	SE-031016-JN-013	TCLP	Solid	1311	
240-62022-3 MSD	SE-031016-JN-013	TCLP	Solid	1311	
240-62022-6	SE-031016-JN-016	TCLP	Solid	1311	
240-62022-7	SE-031016-JN-017	TCLP	Solid	1311	
240-62022-10	SE-031016-JN-020	TCLP	Solid	1311	
LB 240-221748/1-B	Method Blank	TCLP	Solid	1311	

TestAmerica Canton

# QC Association Summary

Client: GHD Services Inc.  
 Project/Site: 58505, Janesville WI, SSOW 108014

TestAmerica Job ID: 240-62022-1

## Metals (Continued)

### Leach Batch: 221748 (Continued)

Lab Sample ID	Client Sample ID	Prep Type	Matrix	Method	Prep Batch
LB 240-221748/1-C	Method Blank	TCLP	Solid	1311	

### Prep Batch: 221797

Lab Sample ID	Client Sample ID	Prep Type	Matrix	Method	Prep Batch
240-62022-3	SE-031016-JN-013	TCLP	Solid	3010A	221748
240-62022-3 MS	SE-031016-JN-013	TCLP	Solid	3010A	221748
240-62022-3 MSD	SE-031016-JN-013	TCLP	Solid	3010A	221748
240-62022-6	SE-031016-JN-016	TCLP	Solid	3010A	221748
240-62022-7	SE-031016-JN-017	TCLP	Solid	3010A	221748
240-62022-10	SE-031016-JN-020	TCLP	Solid	3010A	221748
LB 240-221748/1-B	Method Blank	TCLP	Solid	3010A	221748
LCS 240-221797/3-A	Lab Control Sample	Total/NA	Solid	3010A	
MB 240-221797/2-A	Method Blank	Total/NA	Solid	3010A	

### Prep Batch: 221801

Lab Sample ID	Client Sample ID	Prep Type	Matrix	Method	Prep Batch
240-62022-3	SE-031016-JN-013	TCLP	Solid	7470A	221748
240-62022-3 MS	SE-031016-JN-013	TCLP	Solid	7470A	221748
240-62022-3 MSD	SE-031016-JN-013	TCLP	Solid	7470A	221748
240-62022-6	SE-031016-JN-016	TCLP	Solid	7470A	221748
240-62022-7	SE-031016-JN-017	TCLP	Solid	7470A	221748
240-62022-10	SE-031016-JN-020	TCLP	Solid	7470A	221748
LB 240-221748/1-C	Method Blank	TCLP	Solid	7470A	221748
LCS 240-221801/3-A	Lab Control Sample	Total/NA	Solid	7470A	
MB 240-221801/2-A	Method Blank	Total/NA	Solid	7470A	

### Prep Batch: 221808

Lab Sample ID	Client Sample ID	Prep Type	Matrix	Method	Prep Batch
240-62022-13	SE-031016-JN-023	TCLP	Solid	3010A	221744
240-62022-13 MS	SE-031016-JN-023	TCLP	Solid	3010A	221744
240-62022-13 MSD	SE-031016-JN-023	TCLP	Solid	3010A	221744
240-62022-17	SE-031016-JN-027	TCLP	Solid	3010A	221744
LB 240-221744/1-B	Method Blank	TCLP	Solid	3010A	221744
LCS 240-221808/3-A	Lab Control Sample	Total/NA	Solid	3010A	
MB 240-221808/2-A	Method Blank	Total/NA	Solid	3010A	

### Prep Batch: 221812

Lab Sample ID	Client Sample ID	Prep Type	Matrix	Method	Prep Batch
240-62022-13	SE-031016-JN-023	TCLP	Solid	7470A	221744
240-62022-13 MS	SE-031016-JN-023	TCLP	Solid	7470A	221744
240-62022-13 MSD	SE-031016-JN-023	TCLP	Solid	7470A	221744
240-62022-17	SE-031016-JN-027	TCLP	Solid	7470A	221744
LB 240-221744/1-C	Method Blank	TCLP	Solid	7470A	221744
LCS 240-221812/3-A	Lab Control Sample	Total/NA	Solid	7470A	
MB 240-221812/2-A	Method Blank	Total/NA	Solid	7470A	

### Analysis Batch: 222033

Lab Sample ID	Client Sample ID	Prep Type	Matrix	Method	Prep Batch
240-62022-3	SE-031016-JN-013	TCLP	Solid	6010B	221797
240-62022-3 MS	SE-031016-JN-013	TCLP	Solid	6010B	221797
240-62022-3 MSD	SE-031016-JN-013	TCLP	Solid	6010B	221797

TestAmerica Canton

# QC Association Summary

Client: GHD Services Inc.  
 Project/Site: 58505, Janesville WI, SSOW 108014

TestAmerica Job ID: 240-62022-1

## Metals (Continued)

### Analysis Batch: 222033 (Continued)

Lab Sample ID	Client Sample ID	Prep Type	Matrix	Method	Prep Batch
240-62022-6	SE-031016-JN-016	TCLP	Solid	6010B	221797
240-62022-7	SE-031016-JN-017	TCLP	Solid	6010B	221797
240-62022-10	SE-031016-JN-020	TCLP	Solid	6010B	221797
240-62022-13	SE-031016-JN-023	TCLP	Solid	6010B	221808
240-62022-13 MS	SE-031016-JN-023	TCLP	Solid	6010B	221808
240-62022-13 MSD	SE-031016-JN-023	TCLP	Solid	6010B	221808
240-62022-17	SE-031016-JN-027	TCLP	Solid	6010B	221808
LB 240-221744/1-B	Method Blank	TCLP	Solid	6010B	221808
LB 240-221748/1-B	Method Blank	TCLP	Solid	6010B	221797
LCS 240-221797/3-A	Lab Control Sample	Total/NA	Solid	6010B	221797
LCS 240-221808/3-A	Lab Control Sample	Total/NA	Solid	6010B	221808
MB 240-221797/2-A	Method Blank	Total/NA	Solid	6010B	221797
MB 240-221808/2-A	Method Blank	Total/NA	Solid	6010B	221808

### Analysis Batch: 222044

Lab Sample ID	Client Sample ID	Prep Type	Matrix	Method	Prep Batch
240-62022-10	SE-031016-JN-020	Total/NA	Solid	7471A	221625
240-62022-11	SE-031016-JN-021	Total/NA	Solid	7471A	221625
240-62022-12	SE-031016-JN-022	Total/NA	Solid	7471A	221625
240-62022-13	SE-031016-JN-023	Total/NA	Solid	7471A	221625
240-62022-13 MS	SE-031016-JN-023	Total/NA	Solid	7471A	221625
240-62022-13 MSD	SE-031016-JN-023	Total/NA	Solid	7471A	221625
240-62022-14	SE-031016-JN-024	Total/NA	Solid	7471A	221625
240-62022-15	SE-031016-JN-025	Total/NA	Solid	7471A	221625
240-62022-16	SE-031016-JN-026	Total/NA	Solid	7471A	221625
240-62022-17	SE-031016-JN-027	Total/NA	Solid	7471A	221625
LCS 240-221625/2-A	Lab Control Sample	Total/NA	Solid	7471A	221625
MB 240-221625/1-A	Method Blank	Total/NA	Solid	7471A	221625

### Analysis Batch: 222045

Lab Sample ID	Client Sample ID	Prep Type	Matrix	Method	Prep Batch
240-62022-3	SE-031016-JN-013	TCLP	Solid	7470A	221801
240-62022-3 MS	SE-031016-JN-013	TCLP	Solid	7470A	221801
240-62022-3 MSD	SE-031016-JN-013	TCLP	Solid	7470A	221801
240-62022-6	SE-031016-JN-016	TCLP	Solid	7470A	221801
240-62022-7	SE-031016-JN-017	TCLP	Solid	7470A	221801
240-62022-10	SE-031016-JN-020	TCLP	Solid	7470A	221801
240-62022-13	SE-031016-JN-023	TCLP	Solid	7470A	221812
240-62022-13 MS	SE-031016-JN-023	TCLP	Solid	7470A	221812
240-62022-13 MSD	SE-031016-JN-023	TCLP	Solid	7470A	221812
240-62022-17	SE-031016-JN-027	TCLP	Solid	7470A	221812
LB 240-221744/1-C	Method Blank	TCLP	Solid	7470A	221812
LB 240-221748/1-C	Method Blank	TCLP	Solid	7470A	221801
LCS 240-221801/3-A	Lab Control Sample	Total/NA	Solid	7470A	221801
LCS 240-221812/3-A	Lab Control Sample	Total/NA	Solid	7470A	221812
MB 240-221801/2-A	Method Blank	Total/NA	Solid	7470A	221801
MB 240-221812/2-A	Method Blank	Total/NA	Solid	7470A	221812

### Analysis Batch: 222405

Lab Sample ID	Client Sample ID	Prep Type	Matrix	Method	Prep Batch
240-62022-10	SE-031016-JN-020	Total/NA	Solid	6020	221602

TestAmerica Canton

# QC Association Summary

Client: GHD Services Inc.  
 Project/Site: 58505, Janesville WI, SSOW 108014

TestAmerica Job ID: 240-62022-1

## Metals (Continued)

### Analysis Batch: 222405 (Continued)

Lab Sample ID	Client Sample ID	Prep Type	Matrix	Method	Prep Batch
240-62022-11	SE-031016-JN-021	Total/NA	Solid	6020	221602
240-62022-12	SE-031016-JN-022	Total/NA	Solid	6020	221602
240-62022-13	SE-031016-JN-023	Total/NA	Solid	6020	221602
240-62022-13 MS	SE-031016-JN-023	Total/NA	Solid	6020	221602
240-62022-13 MSD	SE-031016-JN-023	Total/NA	Solid	6020	221602
240-62022-14	SE-031016-JN-024	Total/NA	Solid	6020	221602
240-62022-15	SE-031016-JN-025	Total/NA	Solid	6020	221602
240-62022-16	SE-031016-JN-026	Total/NA	Solid	6020	221602
240-62022-17	SE-031016-JN-027	Total/NA	Solid	6020	221602
LCS 240-221602/3-A ^2	Lab Control Sample	Total/NA	Solid	6020	221602
MB 240-221602/1-A ^2	Method Blank	Total/NA	Solid	6020	221602

### Analysis Batch: 222513

Lab Sample ID	Client Sample ID	Prep Type	Matrix	Method	Prep Batch
240-62022-1	SE-031016-JN-011	Total/NA	Solid	6020	221427
240-62022-2	SE-031016-JN-012	Total/NA	Solid	6020	221427
240-62022-3	SE-031016-JN-013	Total/NA	Solid	6020	221427
240-62022-3 MS	SE-031016-JN-013	Total/NA	Solid	6020	221427
240-62022-3 MSD	SE-031016-JN-013	Total/NA	Solid	6020	221427
240-62022-4	SE-031016-JN-014	Total/NA	Solid	6020	221427
240-62022-5	SE-031016-JN-015	Total/NA	Solid	6020	221427
240-62022-6	SE-031016-JN-016	Total/NA	Solid	6020	221427
240-62022-7	SE-031016-JN-017	Total/NA	Solid	6020	221427
240-62022-8	SE-031016-JN-018	Total/NA	Solid	6020	221427
240-62022-9	SE-031016-JN-019	Total/NA	Solid	6020	221427
LCS 240-221427/3-A ^2	Lab Control Sample	Total/NA	Solid	6020	221427
MB 240-221427/1-A ^2	Method Blank	Total/NA	Solid	6020	221427

### Analysis Batch: 222788

Lab Sample ID	Client Sample ID	Prep Type	Matrix	Method	Prep Batch
240-62022-1	SE-031016-JN-011	Total/NA	Solid	6020	221427
240-62022-2	SE-031016-JN-012	Total/NA	Solid	6020	221427
240-62022-3	SE-031016-JN-013	Total/NA	Solid	6020	221427
240-62022-3	SE-031016-JN-013	Total/NA	Solid	6020	221427
240-62022-3 MS	SE-031016-JN-013	Total/NA	Solid	6020	221427
240-62022-3 MS	SE-031016-JN-013	Total/NA	Solid	6020	221427
240-62022-3 MSD	SE-031016-JN-013	Total/NA	Solid	6020	221427
240-62022-3 MSD	SE-031016-JN-013	Total/NA	Solid	6020	221427
240-62022-4	SE-031016-JN-014	Total/NA	Solid	6020	221427
240-62022-5	SE-031016-JN-015	Total/NA	Solid	6020	221427
240-62022-6	SE-031016-JN-016	Total/NA	Solid	6020	221427
240-62022-7	SE-031016-JN-017	Total/NA	Solid	6020	221427
240-62022-8	SE-031016-JN-018	Total/NA	Solid	6020	221427
240-62022-9	SE-031016-JN-019	Total/NA	Solid	6020	221427
LCS 240-221427/3-A ^2	Lab Control Sample	Total/NA	Solid	6020	221427
MB 240-221427/1-A ^2	Method Blank	Total/NA	Solid	6020	221427

### Analysis Batch: 222891

Lab Sample ID	Client Sample ID	Prep Type	Matrix	Method	Prep Batch
240-62022-1	SE-031016-JN-011	Total/NA	Solid	6020	221427
240-62022-2	SE-031016-JN-012	Total/NA	Solid	6020	221427

TestAmerica Canton

# QC Association Summary

Client: GHD Services Inc.  
Project/Site: 58505, Janesville WI, SSOW 108014

TestAmerica Job ID: 240-62022-1

## Metals (Continued)

### Analysis Batch: 222891 (Continued)

Lab Sample ID	Client Sample ID	Prep Type	Matrix	Method	Prep Batch
240-62022-3	SE-031016-JN-013	Total/NA	Solid	6020	221427
240-62022-3 MS	SE-031016-JN-013	Total/NA	Solid	6020	221427
240-62022-3 MSD	SE-031016-JN-013	Total/NA	Solid	6020	221427
240-62022-4	SE-031016-JN-014	Total/NA	Solid	6020	221427
240-62022-5	SE-031016-JN-015	Total/NA	Solid	6020	221427
240-62022-6	SE-031016-JN-016	Total/NA	Solid	6020	221427
240-62022-7	SE-031016-JN-017	Total/NA	Solid	6020	221427
240-62022-8	SE-031016-JN-018	Total/NA	Solid	6020	221427
240-62022-9	SE-031016-JN-019	Total/NA	Solid	6020	221427
LCS 240-221427/3-A ^2	Lab Control Sample	Total/NA	Solid	6020	221427
MB 240-221427/1-A ^2	Method Blank	Total/NA	Solid	6020	221427

## General Chemistry

### Analysis Batch: 171000

Lab Sample ID	Client Sample ID	Prep Type	Matrix	Method	Prep Batch
240-62022-19	SE-031016-JN-011	Total/NA	Sediment	2540G	
240-62022-20	SE-031016-JN-014	Total/NA	Sediment	2540G	
240-62022-21	SE-031016-JN-018	Total/NA	Sediment	2540G	
240-62022-22	SE-031016-JN-021	Total/NA	Sediment	2540G	
240-62022-23	SE-031016-JN-024	Total/NA	Sediment	2540G	

### Prep Batch: 171004

Lab Sample ID	Client Sample ID	Prep Type	Matrix	Method	Prep Batch
240-62022-19	SE-031016-JN-011	SEM/AVS	Sediment	AVSSEM	
240-62022-20	SE-031016-JN-014	SEM/AVS	Sediment	AVSSEM	
240-62022-21	SE-031016-JN-018	SEM/AVS	Sediment	AVSSEM	
240-62022-22	SE-031016-JN-021	SEM/AVS	Sediment	AVSSEM	
240-62022-23	SE-031016-JN-024	SEM/AVS	Sediment	AVSSEM	
240-62022-23 MS	SE-031016-JN-024	SEM/AVS	Sediment	AVSSEM	
240-62022-23 MSD	SE-031016-JN-024	SEM/AVS	Sediment	AVSSEM	
LCS 180-171004/2-A	Lab Control Sample	SEM/AVS	Sediment	AVSSEM	
MB 180-171004/1-A	Method Blank	SEM/AVS	Sediment	AVSSEM	

### Analysis Batch: 171036

Lab Sample ID	Client Sample ID	Prep Type	Matrix	Method	Prep Batch
240-62022-19	SE-031016-JN-011	SEM/AVS	Sediment	9034	171004
240-62022-20	SE-031016-JN-014	SEM/AVS	Sediment	9034	171004
240-62022-21	SE-031016-JN-018	SEM/AVS	Sediment	9034	171004
240-62022-22	SE-031016-JN-021	SEM/AVS	Sediment	9034	171004
240-62022-23	SE-031016-JN-024	SEM/AVS	Sediment	9034	171004
240-62022-23 MS	SE-031016-JN-024	SEM/AVS	Sediment	9034	171004
240-62022-23 MSD	SE-031016-JN-024	SEM/AVS	Sediment	9034	171004
LCS 180-171004/2-A	Lab Control Sample	SEM/AVS	Sediment	9034	171004
MB 180-171004/1-A	Method Blank	SEM/AVS	Sediment	9034	171004

### Analysis Batch: 171546

Lab Sample ID	Client Sample ID	Prep Type	Matrix	Method	Prep Batch
240-62022-1	SE-031016-JN-011	Total/NA	Solid	Lloyd Kahn	
240-62022-2	SE-031016-JN-012	Total/NA	Solid	Lloyd Kahn	

TestAmerica Canton

# QC Association Summary

Client: GHD Services Inc.  
 Project/Site: 58505, Janesville WI, SSOW 108014

TestAmerica Job ID: 240-62022-1

## General Chemistry (Continued)

### Analysis Batch: 171546 (Continued)

Lab Sample ID	Client Sample ID	Prep Type	Matrix	Method	Prep Batch
240-62022-3	SE-031016-JN-013	Total/NA	Solid	Lloyd Kahn	
240-62022-3 DU	SE-031016-JN-013	Total/NA	Solid	Lloyd Kahn	
240-62022-3 MS	SE-031016-JN-013	Total/NA	Solid	Lloyd Kahn	
240-62022-3 MSD	SE-031016-JN-013	Total/NA	Solid	Lloyd Kahn	
240-62022-4	SE-031016-JN-014	Total/NA	Solid	Lloyd Kahn	
240-62022-5	SE-031016-JN-015	Total/NA	Solid	Lloyd Kahn	
240-62022-6	SE-031016-JN-016	Total/NA	Solid	Lloyd Kahn	
240-62022-7	SE-031016-JN-017	Total/NA	Solid	Lloyd Kahn	
240-62022-8	SE-031016-JN-018	Total/NA	Solid	Lloyd Kahn	
240-62022-9	SE-031016-JN-019	Total/NA	Solid	Lloyd Kahn	
240-62022-10	SE-031016-JN-020	Total/NA	Solid	Lloyd Kahn	
240-62022-11	SE-031016-JN-021	Total/NA	Solid	Lloyd Kahn	
240-62022-12	SE-031016-JN-022	Total/NA	Solid	Lloyd Kahn	
240-62022-13	SE-031016-JN-023	Total/NA	Solid	Lloyd Kahn	
240-62022-13 DU	SE-031016-JN-023	Total/NA	Solid	Lloyd Kahn	
240-62022-13 MS	SE-031016-JN-023	Total/NA	Solid	Lloyd Kahn	
240-62022-13 MSD	SE-031016-JN-023	Total/NA	Solid	Lloyd Kahn	
240-62022-14	SE-031016-JN-024	Total/NA	Solid	Lloyd Kahn	
240-62022-15	SE-031016-JN-025	Total/NA	Solid	Lloyd Kahn	
240-62022-16	SE-031016-JN-026	Total/NA	Solid	Lloyd Kahn	
240-62022-17	SE-031016-JN-027	Total/NA	Solid	Lloyd Kahn	
LCS 180-171546/4	Lab Control Sample	Total/NA	Solid	Lloyd Kahn	
MB 180-171546/3	Method Blank	Total/NA	Solid	Lloyd Kahn	

### Analysis Batch: 221485

Lab Sample ID	Client Sample ID	Prep Type	Matrix	Method	Prep Batch
240-62022-1	SE-031016-JN-011	Total/NA	Solid	Moisture	
240-62022-1 DU	SE-031016-JN-011	Total/NA	Solid	Moisture	
240-62022-2	SE-031016-JN-012	Total/NA	Solid	Moisture	
240-62022-3	SE-031016-JN-013	Total/NA	Solid	Moisture	
240-62022-3 DU	SE-031016-JN-013	Total/NA	Solid	Moisture	
240-62022-4	SE-031016-JN-014	Total/NA	Solid	Moisture	
240-62022-5	SE-031016-JN-015	Total/NA	Solid	Moisture	
240-62022-6	SE-031016-JN-016	Total/NA	Solid	Moisture	
240-62022-7	SE-031016-JN-017	Total/NA	Solid	Moisture	
240-62022-8	SE-031016-JN-018	Total/NA	Solid	Moisture	
240-62022-9	SE-031016-JN-019	Total/NA	Solid	Moisture	
240-62022-10	SE-031016-JN-020	Total/NA	Solid	Moisture	
240-62022-11	SE-031016-JN-021	Total/NA	Solid	Moisture	
240-62022-12	SE-031016-JN-022	Total/NA	Solid	Moisture	
240-62022-13	SE-031016-JN-023	Total/NA	Solid	Moisture	
240-62022-13 DU	SE-031016-JN-023	Total/NA	Solid	Moisture	
240-62022-14	SE-031016-JN-024	Total/NA	Solid	Moisture	
240-62022-15	SE-031016-JN-025	Total/NA	Solid	Moisture	
240-62022-16	SE-031016-JN-026	Total/NA	Solid	Moisture	
240-62022-17	SE-031016-JN-027	Total/NA	Solid	Moisture	

# Lab Chronicle

Client: GHD Services Inc.  
Project/Site: 58505, Janesville WI, SSOW 108014

TestAmerica Job ID: 240-62022-1

**Client Sample ID: SE-031016-JN-011**

**Date Collected: 03/10/16 09:35**

**Date Received: 03/11/16 10:40**

**Lab Sample ID: 240-62022-1**

**Matrix: Solid**

Prep Type	Batch Type	Batch Method	Run	Dilution Factor	Batch Number	Prepared or Analyzed	Analyst	Lab
Total/NA	Analysis	Moisture		1	221485	03/14/16 16:52	DTN	TAL CAN

**Client Sample ID: SE-031016-JN-011**

**Date Collected: 03/10/16 09:35**

**Date Received: 03/11/16 10:40**

**Lab Sample ID: 240-62022-1**

**Matrix: Solid**

**Percent Solids: 79.9**

Prep Type	Batch Type	Batch Method	Run	Dilution Factor	Batch Number	Prepared or Analyzed	Analyst	Lab
Total/NA	Prep	5030A			221689	03/16/16 02:01	TJL2	TAL CAN
Total/NA	Analysis	8260B		1	221688	03/16/16 11:55	TJL2	TAL CAN
Total/NA	Prep	3540C			221358	03/14/16 07:06	YDN	TAL CAN
Total/NA	Analysis	8270C		200	221929	03/17/16 18:28	MRU	TAL CAN
Total/NA	Prep	1630			221445	03/14/16 11:58	SEM	TAL CAN
Total/NA	Analysis	1630		1	222277	03/18/16 22:29	RES	TAL CAN
Total/NA	Prep	3540C			222138	03/18/16 08:15	YDN	TAL CAN
Total/NA	Analysis	8082		5	222863	03/23/16 19:56	KMG	TAL CAN
Total/NA	Prep	3050B			221427	03/14/16 10:54	DEE	TAL CAN
Total/NA	Analysis	6020		2	222513	03/21/16 20:44	AS1	TAL CAN
Total/NA	Prep	3050B			221427	03/14/16 10:54	DEE	TAL CAN
Total/NA	Analysis	6020		2	222788	03/23/16 00:31	AS1	TAL CAN
Total/NA	Prep	3050B			221427	03/14/16 10:54	DEE	TAL CAN
Total/NA	Analysis	6020		20	222891	03/23/16 13:08	AS1	TAL CAN
Total/NA	Prep	7471A			221444	03/14/16 15:00	DEE	TAL CAN
Total/NA	Analysis	7471A		1	221647	03/15/16 08:52	DSH	TAL CAN
Total/NA	Analysis	Lloyd Kahn		1	171546	03/22/16 09:14	JDD	TAL PIT

**Client Sample ID: SE-031016-JN-012**

**Date Collected: 03/10/16 09:40**

**Date Received: 03/11/16 10:40**

**Lab Sample ID: 240-62022-2**

**Matrix: Solid**

Prep Type	Batch Type	Batch Method	Run	Dilution Factor	Batch Number	Prepared or Analyzed	Analyst	Lab
Total/NA	Analysis	Moisture		1	221485	03/14/16 16:52	DTN	TAL CAN

**Client Sample ID: SE-031016-JN-012**

**Date Collected: 03/10/16 09:40**

**Date Received: 03/11/16 10:40**

**Lab Sample ID: 240-62022-2**

**Matrix: Solid**

**Percent Solids: 48.4**

Prep Type	Batch Type	Batch Method	Run	Dilution Factor	Batch Number	Prepared or Analyzed	Analyst	Lab
Total/NA	Prep	5030B			221497	03/14/16 18:21	LAM	TAL CAN
Total/NA	Analysis	8260B		1	221767	03/16/16 16:21	SAM	TAL CAN
Total/NA	Prep	3540C			221358	03/14/16 07:06	YDN	TAL CAN
Total/NA	Analysis	8270C		50	221929	03/17/16 18:53	MRU	TAL CAN
Total/NA	Prep	3540C			222138	03/18/16 08:15	YDN	TAL CAN
Total/NA	Analysis	8082		1	222863	03/23/16 20:13	KMG	TAL CAN

TestAmerica Canton



# Lab Chronicle

Client: GHD Services Inc.  
 Project/Site: 58505, Janesville WI, SSOW 108014

TestAmerica Job ID: 240-62022-1

Prep Type	Batch Type	Batch Method	Run	Dilution Factor	Batch Number	Prepared or Analyzed	Analyst	Lab
Total/NA	Prep	3050B			221427	03/14/16 10:54	DEE	TAL CAN
Total/NA	Analysis	6020		2	222513	03/21/16 20:49	AS1	TAL CAN
Total/NA	Prep	3050B			221427	03/14/16 10:54	DEE	TAL CAN
Total/NA	Analysis	6020		2	222788	03/23/16 00:39	AS1	TAL CAN
Total/NA	Prep	3050B			221427	03/14/16 10:54	DEE	TAL CAN
Total/NA	Analysis	6020		20	222891	03/23/16 13:20	AS1	TAL CAN
Total/NA	Prep	7471A			221444	03/14/16 15:00	DEE	TAL CAN
Total/NA	Analysis	7471A		1	221647	03/15/16 08:53	DSH	TAL CAN
Total/NA	Analysis	Lloyd Kahn		1	171546	03/22/16 09:40	JDD	TAL PIT

**Client Sample ID: SE-031016-JN-013**

**Lab Sample ID: 240-62022-3**

**Date Collected: 03/10/16 09:45**

**Matrix: Solid**

**Date Received: 03/11/16 10:40**

Prep Type	Batch Type	Batch Method	Run	Dilution Factor	Batch Number	Prepared or Analyzed	Analyst	Lab
TCLP	Leach	1311			221748	03/15/16 17:05	DRJ	TAL CAN
TCLP	Prep	3010A			221797	03/16/16 11:10	WKD	TAL CAN
TCLP	Analysis	6010B		1	222033	03/17/16 20:44	RKT	TAL CAN
TCLP	Leach	1311			221748	03/15/16 17:05	DRJ	TAL CAN
TCLP	Prep	7470A			221801	03/16/16 14:00	WKD	TAL CAN
TCLP	Analysis	7470A		1	222045	03/17/16 11:47	DSH	TAL CAN
Total/NA	Analysis	Moisture		1	221485	03/14/16 16:52	DTN	TAL CAN

**Client Sample ID: SE-031016-JN-013**

**Lab Sample ID: 240-62022-3**

**Date Collected: 03/10/16 09:45**

**Matrix: Solid**

**Date Received: 03/11/16 10:40**

**Percent Solids: 40.2**

Prep Type	Batch Type	Batch Method	Run	Dilution Factor	Batch Number	Prepared or Analyzed	Analyst	Lab
Total/NA	Prep	5030B			221497	03/14/16 18:21	LAM	TAL CAN
Total/NA	Analysis	8260B		1	221767	03/16/16 16:43	SAM	TAL CAN
Total/NA	Prep	3540C			221358	03/14/16 07:06	YDN	TAL CAN
Total/NA	Analysis	8270C		20	222298	03/19/16 16:42	MRU	TAL CAN
Total/NA	Prep	3540C			222138	03/18/16 08:15	YDN	TAL CAN
Total/NA	Analysis	8082		5	222863	03/23/16 20:49	KMG	TAL CAN
Total/NA	Prep	3050B			221427	03/14/16 10:54	DEE	TAL CAN
Total/NA	Analysis	6020		2	222513	03/21/16 20:16	AS1	TAL CAN
Total/NA	Prep	3050B			221427	03/14/16 10:54	DEE	TAL CAN
Total/NA	Analysis	6020		2	222788	03/22/16 23:42	AS1	TAL CAN
Total/NA	Prep	3050B			221427	03/14/16 10:54	DEE	TAL CAN
Total/NA	Analysis	6020		20	222788	03/22/16 23:46	AS1	TAL CAN
Total/NA	Prep	3050B			221427	03/14/16 10:54	DEE	TAL CAN
Total/NA	Analysis	6020		20	222891	03/23/16 12:47	AS1	TAL CAN
Total/NA	Prep	7471A			221444	03/14/16 15:00	DEE	TAL CAN
Total/NA	Analysis	7471A		1	221647	03/15/16 08:48	DSH	TAL CAN
Total/NA	Analysis	Lloyd Kahn		1	171546	03/22/16 09:51	JDD	TAL PIT

TestAmerica Canton

# Lab Chronicle

Client: GHD Services Inc.  
 Project/Site: 58505, Janesville WI, SSOW 108014

TestAmerica Job ID: 240-62022-1

**Client Sample ID: SE-031016-JN-014**

**Lab Sample ID: 240-62022-4**

**Date Collected: 03/10/16 10:35**

**Matrix: Solid**

**Date Received: 03/11/16 10:40**

Prep Type	Batch Type	Batch Method	Run	Dilution Factor	Batch Number	Prepared or Analyzed	Analyst	Lab
Total/NA	Analysis	Moisture		1	221485	03/14/16 16:52	DTN	TAL CAN

**Client Sample ID: SE-031016-JN-014**

**Lab Sample ID: 240-62022-4**

**Date Collected: 03/10/16 10:35**

**Matrix: Solid**

**Date Received: 03/11/16 10:40**

**Percent Solids: 49.2**

Prep Type	Batch Type	Batch Method	Run	Dilution Factor	Batch Number	Prepared or Analyzed	Analyst	Lab
Total/NA	Prep	5030A			221461	03/14/16 13:31	SAM	TAL CAN
Total/NA	Analysis	8260B		1	221434	03/14/16 16:24	SAM	TAL CAN
Total/NA	Prep	3540C			221358	03/14/16 07:06	YDN	TAL CAN
Total/NA	Analysis	8270C		10	222298	03/19/16 19:14	MRU	TAL CAN
Total/NA	Prep	1630			221445	03/14/16 11:58	SEM	TAL CAN
Total/NA	Analysis	1630		1	222277	03/18/16 22:50	RES	TAL CAN
Total/NA	Prep	3540C			222138	03/18/16 08:15	YDN	TAL CAN
Total/NA	Analysis	8082		1	222863	03/23/16 21:59	KMG	TAL CAN
Total/NA	Prep	3050B			221427	03/14/16 10:54	DEE	TAL CAN
Total/NA	Analysis	6020		2	222513	03/21/16 20:53	AS1	TAL CAN
Total/NA	Prep	3050B			221427	03/14/16 10:54	DEE	TAL CAN
Total/NA	Analysis	6020		2	222788	03/23/16 00:47	AS1	TAL CAN
Total/NA	Prep	3050B			221427	03/14/16 10:54	DEE	TAL CAN
Total/NA	Analysis	6020		2	222891	03/23/16 13:24	AS1	TAL CAN
Total/NA	Prep	7471A			221444	03/14/16 15:00	DEE	TAL CAN
Total/NA	Analysis	7471A		10	221647	03/15/16 09:10	DSH	TAL CAN
Total/NA	Analysis	Lloyd Kahn		1	171546	03/22/16 10:54	JDD	TAL PIT

**Client Sample ID: SE-031016-JN-015**

**Lab Sample ID: 240-62022-5**

**Date Collected: 03/10/16 10:40**

**Matrix: Solid**

**Date Received: 03/11/16 10:40**

Prep Type	Batch Type	Batch Method	Run	Dilution Factor	Batch Number	Prepared or Analyzed	Analyst	Lab
Total/NA	Analysis	Moisture		1	221485	03/14/16 16:52	DTN	TAL CAN

**Client Sample ID: SE-031016-JN-015**

**Lab Sample ID: 240-62022-5**

**Date Collected: 03/10/16 10:40**

**Matrix: Solid**

**Date Received: 03/11/16 10:40**

**Percent Solids: 49.2**

Prep Type	Batch Type	Batch Method	Run	Dilution Factor	Batch Number	Prepared or Analyzed	Analyst	Lab
Total/NA	Prep	5030A			221461	03/14/16 13:31	SAM	TAL CAN
Total/NA	Analysis	8260B		1	221434	03/14/16 16:50	SAM	TAL CAN
Total/NA	Prep	3540C			221358	03/14/16 07:06	YDN	TAL CAN
Total/NA	Analysis	8270C		1	221929	03/17/16 16:46	MRU	TAL CAN
Total/NA	Prep	3540C			222138	03/18/16 08:15	YDN	TAL CAN
Total/NA	Analysis	8082		1	222863	03/23/16 22:17	KMG	TAL CAN

TestAmerica Canton

# Lab Chronicle

Client: GHD Services Inc.  
Project/Site: 58505, Janesville WI, SSOW 108014

TestAmerica Job ID: 240-62022-1

**Client Sample ID: SE-031016-JN-015**

**Lab Sample ID: 240-62022-5**

**Date Collected: 03/10/16 10:40**

**Matrix: Solid**

**Date Received: 03/11/16 10:40**

**Percent Solids: 49.2**

Prep Type	Batch Type	Batch Method	Run	Dilution Factor	Batch Number	Prepared or Analyzed	Analyst	Lab
Total/NA	Prep	3050B			221427	03/14/16 10:54	DEE	TAL CAN
Total/NA	Analysis	6020		2	222513	03/21/16 20:57	AS1	TAL CAN
Total/NA	Prep	3050B			221427	03/14/16 10:54	DEE	TAL CAN
Total/NA	Analysis	6020		2	222788	03/23/16 00:51	AS1	TAL CAN
Total/NA	Prep	3050B			221427	03/14/16 10:54	DEE	TAL CAN
Total/NA	Analysis	6020		2	222891	03/23/16 13:28	AS1	TAL CAN
Total/NA	Prep	7471A			221444	03/14/16 15:00	DEE	TAL CAN
Total/NA	Analysis	7471A		1	221647	03/15/16 08:58	DSH	TAL CAN
Total/NA	Analysis	Lloyd Kahn		1	171546	03/22/16 11:04	JDD	TAL PIT

**Client Sample ID: SE-031016-JN-016**

**Lab Sample ID: 240-62022-6**

**Date Collected: 03/10/16 10:45**

**Matrix: Solid**

**Date Received: 03/11/16 10:40**

Prep Type	Batch Type	Batch Method	Run	Dilution Factor	Batch Number	Prepared or Analyzed	Analyst	Lab
TCLP	Leach	1311			221748	03/15/16 17:05	DRJ	TAL CAN
TCLP	Prep	3010A			221797	03/16/16 11:10	WKD	TAL CAN
TCLP	Analysis	6010B		1	222033	03/17/16 21:05	RKT	TAL CAN
TCLP	Leach	1311			221748	03/15/16 17:05	DRJ	TAL CAN
TCLP	Prep	7470A			221801	03/16/16 14:00	WKD	TAL CAN
TCLP	Analysis	7470A		1	222045	03/17/16 11:53	DSH	TAL CAN
Total/NA	Analysis	Moisture		1	221485	03/14/16 16:52	DTN	TAL CAN

**Client Sample ID: SE-031016-JN-016**

**Lab Sample ID: 240-62022-6**

**Date Collected: 03/10/16 10:45**

**Matrix: Solid**

**Date Received: 03/11/16 10:40**

**Percent Solids: 45.5**

Prep Type	Batch Type	Batch Method	Run	Dilution Factor	Batch Number	Prepared or Analyzed	Analyst	Lab
Total/NA	Prep	5030A			221461	03/14/16 13:31	SAM	TAL CAN
Total/NA	Analysis	8260B		1	221434	03/14/16 17:16	SAM	TAL CAN
Total/NA	Prep	3540C			221358	03/14/16 07:06	YDN	TAL CAN
Total/NA	Analysis	8270C		4	222298	03/19/16 20:30	MRU	TAL CAN
Total/NA	Prep	3540C			221356	03/14/16 06:37	SDE	TAL CAN
Total/NA	Analysis	8082		1	221858	03/16/16 23:16	KMG	TAL CAN
Total/NA	Prep	3050B			221427	03/14/16 10:54	DEE	TAL CAN
Total/NA	Analysis	6020		2	222513	03/21/16 21:01	AS1	TAL CAN
Total/NA	Prep	3050B			221427	03/14/16 10:54	DEE	TAL CAN
Total/NA	Analysis	6020		2	222788	03/23/16 01:04	AS1	TAL CAN
Total/NA	Prep	3050B			221427	03/14/16 10:54	DEE	TAL CAN
Total/NA	Analysis	6020		2	222891	03/23/16 13:33	AS1	TAL CAN
Total/NA	Prep	7471A			221444	03/14/16 15:00	DEE	TAL CAN
Total/NA	Analysis	7471A		1	221647	03/15/16 08:59	DSH	TAL CAN
Total/NA	Analysis	Lloyd Kahn		1	171546	03/22/16 11:15	JDD	TAL PIT

TestAmerica Canton

# Lab Chronicle

Client: GHD Services Inc.  
Project/Site: 58505, Janesville WI, SSOW 108014

TestAmerica Job ID: 240-62022-1

**Client Sample ID: SE-031016-JN-017**

**Lab Sample ID: 240-62022-7**

**Date Collected: 03/10/16 10:50**

**Matrix: Solid**

**Date Received: 03/11/16 10:40**

Prep Type	Batch Type	Batch Method	Run	Dilution Factor	Batch Number	Prepared or Analyzed	Analyst	Lab
TCLP	Leach	1311			221748	03/15/16 17:05	DRJ	TAL CAN
TCLP	Prep	3010A			221797	03/16/16 11:10	WKD	TAL CAN
TCLP	Analysis	6010B		1	222033	03/17/16 21:09	RKT	TAL CAN
TCLP	Leach	1311			221748	03/15/16 17:05	DRJ	TAL CAN
TCLP	Prep	7470A			221801	03/16/16 14:00	WKD	TAL CAN
TCLP	Analysis	7470A		1	222045	03/17/16 11:55	DSH	TAL CAN
Total/NA	Analysis	Moisture		1	221485	03/14/16 16:52	DTN	TAL CAN

**Client Sample ID: SE-031016-JN-017**

**Lab Sample ID: 240-62022-7**

**Date Collected: 03/10/16 10:50**

**Matrix: Solid**

**Date Received: 03/11/16 10:40**

**Percent Solids: 45.9**

Prep Type	Batch Type	Batch Method	Run	Dilution Factor	Batch Number	Prepared or Analyzed	Analyst	Lab
Total/NA	Prep	5030A			221461	03/14/16 13:31	SAM	TAL CAN
Total/NA	Analysis	8260B		1	221434	03/14/16 17:42	SAM	TAL CAN
Total/NA	Prep	3540C			221358	03/14/16 07:06	YDN	TAL CAN
Total/NA	Analysis	8270C		1	221929	03/17/16 17:11	MRU	TAL CAN
Total/NA	Prep	3540C			222138	03/18/16 08:15	YDN	TAL CAN
Total/NA	Analysis	8082		1	222863	03/23/16 22:35	KMG	TAL CAN
Total/NA	Prep	3050B			221427	03/14/16 10:54	DEE	TAL CAN
Total/NA	Analysis	6020		2	222513	03/21/16 21:05	AS1	TAL CAN
Total/NA	Prep	3050B			221427	03/14/16 10:54	DEE	TAL CAN
Total/NA	Analysis	6020		2	222788	03/23/16 01:08	AS1	TAL CAN
Total/NA	Prep	3050B			221427	03/14/16 10:54	DEE	TAL CAN
Total/NA	Analysis	6020		2	222891	03/23/16 13:37	AS1	TAL CAN
Total/NA	Prep	7471A			221444	03/14/16 15:00	DEE	TAL CAN
Total/NA	Analysis	7471A		10	221647	03/15/16 09:11	DSH	TAL CAN
Total/NA	Analysis	Lloyd Kahn		1	171546	03/22/16 11:25	JDD	TAL PIT

**Client Sample ID: SE-031016-JN-018**

**Lab Sample ID: 240-62022-8**

**Date Collected: 03/10/16 11:40**

**Matrix: Solid**

**Date Received: 03/11/16 10:40**

Prep Type	Batch Type	Batch Method	Run	Dilution Factor	Batch Number	Prepared or Analyzed	Analyst	Lab
Total/NA	Analysis	Moisture		1	221485	03/14/16 16:52	DTN	TAL CAN

**Client Sample ID: SE-031016-JN-018**

**Lab Sample ID: 240-62022-8**

**Date Collected: 03/10/16 11:40**

**Matrix: Solid**

**Date Received: 03/11/16 10:40**

**Percent Solids: 49.5**

Prep Type	Batch Type	Batch Method	Run	Dilution Factor	Batch Number	Prepared or Analyzed	Analyst	Lab
Total/NA	Prep	5030A			221461	03/14/16 13:31	SAM	TAL CAN
Total/NA	Analysis	8260B		1	221434	03/14/16 19:25	SAM	TAL CAN

TestAmerica Canton

# Lab Chronicle

Client: GHD Services Inc.  
Project/Site: 58505, Janesville WI, SSOW 108014

TestAmerica Job ID: 240-62022-1

**Client Sample ID: SE-031016-JN-018**

**Lab Sample ID: 240-62022-8**

**Date Collected: 03/10/16 11:40**

**Matrix: Solid**

**Date Received: 03/11/16 10:40**

**Percent Solids: 49.5**

Prep Type	Batch Type	Batch Method	Run	Dilution Factor	Batch Number	Prepared or Analyzed	Analyst	Lab
Total/NA	Prep	3540C			221358	03/14/16 07:06	YDN	TAL CAN
Total/NA	Analysis	8270C		4	222298	03/19/16 20:05	MRU	TAL CAN
Total/NA	Prep	1630			221445	03/14/16 11:58	SEM	TAL CAN
Total/NA	Analysis	1630		1	222277	03/18/16 23:11	RES	TAL CAN
Total/NA	Prep	3540C			222138	03/18/16 08:15	YDN	TAL CAN
Total/NA	Analysis	8082		1	222863	03/23/16 22:52	KMG	TAL CAN
Total/NA	Prep	3050B			221427	03/14/16 10:54	DEE	TAL CAN
Total/NA	Analysis	6020		2	222513	03/21/16 21:18	AS1	TAL CAN
Total/NA	Prep	3050B			221427	03/14/16 10:54	DEE	TAL CAN
Total/NA	Analysis	6020		2	222788	03/23/16 01:12	AS1	TAL CAN
Total/NA	Prep	3050B			221427	03/14/16 10:54	DEE	TAL CAN
Total/NA	Analysis	6020		2	222891	03/23/16 13:41	AS1	TAL CAN
Total/NA	Prep	7471A			221444	03/14/16 15:00	DEE	TAL CAN
Total/NA	Analysis	7471A		1	221647	03/15/16 09:02	DSH	TAL CAN
Total/NA	Analysis	Lloyd Kahn		1	171546	03/22/16 11:36	JDD	TAL PIT

**Client Sample ID: SE-031016-JN-019**

**Lab Sample ID: 240-62022-9**

**Date Collected: 03/10/16 11:45**

**Matrix: Solid**

**Date Received: 03/11/16 10:40**

Prep Type	Batch Type	Batch Method	Run	Dilution Factor	Batch Number	Prepared or Analyzed	Analyst	Lab
Total/NA	Analysis	Moisture		1	221485	03/14/16 16:52	DTN	TAL CAN

**Client Sample ID: SE-031016-JN-019**

**Lab Sample ID: 240-62022-9**

**Date Collected: 03/10/16 11:45**

**Matrix: Solid**

**Date Received: 03/11/16 10:40**

**Percent Solids: 48.7**

Prep Type	Batch Type	Batch Method	Run	Dilution Factor	Batch Number	Prepared or Analyzed	Analyst	Lab
Total/NA	Prep	5030A			221461	03/14/16 13:31	SAM	TAL CAN
Total/NA	Analysis	8260B		1	221434	03/14/16 19:51	SAM	TAL CAN
Total/NA	Prep	3540C			221358	03/14/16 07:06	YDN	TAL CAN
Total/NA	Analysis	8270C		1	221929	03/17/16 17:37	MRU	TAL CAN
Total/NA	Prep	3540C			222138	03/18/16 08:15	YDN	TAL CAN
Total/NA	Analysis	8082		1	222863	03/23/16 23:10	KMG	TAL CAN
Total/NA	Prep	3050B			221427	03/14/16 10:54	DEE	TAL CAN
Total/NA	Analysis	6020		2	222513	03/21/16 21:22	AS1	TAL CAN
Total/NA	Prep	3050B			221427	03/14/16 10:54	DEE	TAL CAN
Total/NA	Analysis	6020		2	222788	03/23/16 01:17	AS1	TAL CAN
Total/NA	Prep	3050B			221427	03/14/16 10:54	DEE	TAL CAN
Total/NA	Analysis	6020		2	222891	03/23/16 13:45	AS1	TAL CAN
Total/NA	Prep	7471A			221444	03/14/16 15:00	DEE	TAL CAN
Total/NA	Analysis	7471A		1	221647	03/15/16 09:03	DSH	TAL CAN
Total/NA	Analysis	Lloyd Kahn		1	171546	03/22/16 11:46	JDD	TAL PIT

TestAmerica Canton

# Lab Chronicle

Client: GHD Services Inc.  
Project/Site: 58505, Janesville WI, SSOW 108014

TestAmerica Job ID: 240-62022-1

**Client Sample ID: SE-031016-JN-020**

**Lab Sample ID: 240-62022-10**

**Date Collected: 03/10/16 11:50**

**Matrix: Solid**

**Date Received: 03/11/16 10:40**

Prep Type	Batch Type	Batch Method	Run	Dilution Factor	Batch Number	Prepared or Analyzed	Analyst	Lab
TCLP	Leach	1311			221748	03/15/16 17:05	DRJ	TAL CAN
TCLP	Prep	3010A			221797	03/16/16 11:10	WKD	TAL CAN
TCLP	Analysis	6010B		1	222033	03/17/16 21:14	RKT	TAL CAN
TCLP	Leach	1311			221748	03/15/16 17:05	DRJ	TAL CAN
TCLP	Prep	7470A			221801	03/16/16 14:00	WKD	TAL CAN
TCLP	Analysis	7470A		1	222045	03/17/16 12:01	DSH	TAL CAN
Total/NA	Analysis	Moisture		1	221485	03/14/16 16:52	DTN	TAL CAN

**Client Sample ID: SE-031016-JN-020**

**Lab Sample ID: 240-62022-10**

**Date Collected: 03/10/16 11:50**

**Matrix: Solid**

**Date Received: 03/11/16 10:40**

**Percent Solids: 52.2**

Prep Type	Batch Type	Batch Method	Run	Dilution Factor	Batch Number	Prepared or Analyzed	Analyst	Lab
Total/NA	Prep	5030A			221461	03/14/16 13:31	SAM	TAL CAN
Total/NA	Analysis	8260B		1	221434	03/14/16 20:16	SAM	TAL CAN
Total/NA	Prep	3540C			221358	03/14/16 07:06	YDN	TAL CAN
Total/NA	Analysis	8270C		5	222298	03/19/16 19:40	MRU	TAL CAN
Total/NA	Prep	3540C			221356	03/14/16 06:37	SDE	TAL CAN
Total/NA	Analysis	8082		1	221858	03/17/16 00:29	KMG	TAL CAN
Total/NA	Prep	3050B			221602	03/15/16 11:27	DEE	TAL CAN
Total/NA	Analysis	6020		2	222405	03/19/16 23:04	AS1	TAL CAN
Total/NA	Prep	7471A			221625	03/15/16 15:00	DEE	TAL CAN
Total/NA	Analysis	7471A		3	222044	03/17/16 14:22	DSH	TAL CAN
Total/NA	Analysis	Lloyd Kahn		1	171546	03/22/16 11:57	JDD	TAL PIT

**Client Sample ID: SE-031016-JN-021**

**Lab Sample ID: 240-62022-11**

**Date Collected: 03/10/16 12:50**

**Matrix: Solid**

**Date Received: 03/11/16 10:40**

Prep Type	Batch Type	Batch Method	Run	Dilution Factor	Batch Number	Prepared or Analyzed	Analyst	Lab
Total/NA	Analysis	Moisture		1	221485	03/14/16 16:52	DTN	TAL CAN

**Client Sample ID: SE-031016-JN-021**

**Lab Sample ID: 240-62022-11**

**Date Collected: 03/10/16 12:50**

**Matrix: Solid**

**Date Received: 03/11/16 10:40**

**Percent Solids: 47.8**

Prep Type	Batch Type	Batch Method	Run	Dilution Factor	Batch Number	Prepared or Analyzed	Analyst	Lab
Total/NA	Prep	5030A			221461	03/14/16 13:31	SAM	TAL CAN
Total/NA	Analysis	8260B		1	221434	03/14/16 20:42	SAM	TAL CAN
Total/NA	Prep	3540C			221358	03/14/16 07:06	YDN	TAL CAN
Total/NA	Analysis	8270C		2	221929	03/17/16 19:19	MRU	TAL CAN
Total/NA	Prep	1630			221445	03/14/16 11:58	SEM	TAL CAN
Total/NA	Analysis	1630		1	222277	03/18/16 23:33	RES	TAL CAN

TestAmerica Canton

# Lab Chronicle

Client: GHD Services Inc.  
Project/Site: 58505, Janesville WI, SSOW 108014

TestAmerica Job ID: 240-62022-1

**Client Sample ID: SE-031016-JN-021**

**Lab Sample ID: 240-62022-11**

**Date Collected: 03/10/16 12:50**

**Matrix: Solid**

**Date Received: 03/11/16 10:40**

**Percent Solids: 47.8**

Prep Type	Batch Type	Batch Method	Run	Dilution Factor	Batch Number	Prepared or Analyzed	Analyst	Lab
Total/NA	Prep	3540C			222138	03/18/16 08:15	YDN	TAL CAN
Total/NA	Analysis	8082		1	222863	03/23/16 23:28	KMG	TAL CAN
Total/NA	Prep	3050B			221602	03/15/16 11:27	DEE	TAL CAN
Total/NA	Analysis	6020		2	222405	03/19/16 23:08	AS1	TAL CAN
Total/NA	Prep	7471A			221625	03/15/16 15:00	DEE	TAL CAN
Total/NA	Analysis	7471A		5	222044	03/17/16 14:23	DSH	TAL CAN
Total/NA	Analysis	Lloyd Kahn		1	171546	03/22/16 12:07	JDD	TAL PIT

**Client Sample ID: SE-031016-JN-022**

**Lab Sample ID: 240-62022-12**

**Date Collected: 03/10/16 12:55**

**Matrix: Solid**

**Date Received: 03/11/16 10:40**

Prep Type	Batch Type	Batch Method	Run	Dilution Factor	Batch Number	Prepared or Analyzed	Analyst	Lab
Total/NA	Analysis	Moisture		1	221485	03/14/16 16:52	DTN	TAL CAN

**Client Sample ID: SE-031016-JN-022**

**Lab Sample ID: 240-62022-12**

**Date Collected: 03/10/16 12:55**

**Matrix: Solid**

**Date Received: 03/11/16 10:40**

**Percent Solids: 44.8**

Prep Type	Batch Type	Batch Method	Run	Dilution Factor	Batch Number	Prepared or Analyzed	Analyst	Lab
Total/NA	Prep	5030A			221461	03/14/16 13:31	SAM	TAL CAN
Total/NA	Analysis	8260B		1	221434	03/14/16 21:08	SAM	TAL CAN
Total/NA	Prep	3540C			221358	03/14/16 07:06	YDN	TAL CAN
Total/NA	Analysis	8270C		1	221929	03/17/16 18:02	MRU	TAL CAN
Total/NA	Prep	3540C			221356	03/14/16 06:37	SDE	TAL CAN
Total/NA	Analysis	8082		1	221858	03/17/16 01:06	KMG	TAL CAN
Total/NA	Prep	3050B			221602	03/15/16 11:27	DEE	TAL CAN
Total/NA	Analysis	6020		2	222405	03/19/16 23:12	AS1	TAL CAN
Total/NA	Prep	7471A			221625	03/15/16 15:00	DEE	TAL CAN
Total/NA	Analysis	7471A		10	222044	03/17/16 14:25	DSH	TAL CAN
Total/NA	Analysis	Lloyd Kahn		1	171546	03/22/16 12:18	JDD	TAL PIT

**Client Sample ID: SE-031016-JN-023**

**Lab Sample ID: 240-62022-13**

**Date Collected: 03/10/16 13:00**

**Matrix: Solid**

**Date Received: 03/11/16 10:40**

Prep Type	Batch Type	Batch Method	Run	Dilution Factor	Batch Number	Prepared or Analyzed	Analyst	Lab
TCLP	Leach	1311			221744	03/15/16 17:05	DRJ	TAL CAN
TCLP	Prep	3010A			221808	03/16/16 11:41	WKD	TAL CAN
TCLP	Analysis	6010B		1	222033	03/17/16 19:50	RKT	TAL CAN
TCLP	Leach	1311			221744	03/15/16 17:05	DRJ	TAL CAN
TCLP	Prep	7470A			221812	03/16/16 14:00	WKD	TAL CAN
TCLP	Analysis	7470A		1	222045	03/17/16 12:33	DSH	TAL CAN

TestAmerica Canton

# Lab Chronicle

Client: GHD Services Inc.  
Project/Site: 58505, Janesville WI, SSOW 108014

TestAmerica Job ID: 240-62022-1

**Client Sample ID: SE-031016-JN-023**

**Lab Sample ID: 240-62022-13**

**Date Collected: 03/10/16 13:00**

**Matrix: Solid**

**Date Received: 03/11/16 10:40**

Prep Type	Batch Type	Batch Method	Run	Dilution Factor	Batch Number	Prepared or Analyzed	Analyst	Lab
Total/NA	Analysis	Moisture		1	221485	03/14/16 16:52	DTN	TAL CAN

**Client Sample ID: SE-031016-JN-023**

**Lab Sample ID: 240-62022-13**

**Date Collected: 03/10/16 13:00**

**Matrix: Solid**

**Date Received: 03/11/16 10:40**

**Percent Solids: 44.6**

Prep Type	Batch Type	Batch Method	Run	Dilution Factor	Batch Number	Prepared or Analyzed	Analyst	Lab
Total/NA	Prep	5030A			221689	03/16/16 02:01	TJL2	TAL CAN
Total/NA	Analysis	8260B		1	221688	03/16/16 03:54	TJL2	TAL CAN
Total/NA	Prep	3540C			221358	03/14/16 07:06	YDN	TAL CAN
Total/NA	Analysis	8270C		1	221929	03/17/16 15:29	MRU	TAL CAN
Total/NA	Prep	3540C			222138	03/18/16 08:15	YDN	TAL CAN
Total/NA	Analysis	8082		5	222863	03/23/16 23:46	KMG	TAL CAN
Total/NA	Prep	3050B			221602	03/15/16 11:27	DEE	TAL CAN
Total/NA	Analysis	6020		2	222405	03/19/16 22:35	AS1	TAL CAN
Total/NA	Prep	7471A			221625	03/15/16 15:00	DEE	TAL CAN
Total/NA	Analysis	7471A		5	222044	03/17/16 14:17	DSH	TAL CAN
Total/NA	Analysis	Lloyd Kahn		1	171546	03/22/16 12:49	JDD	TAL PIT

**Client Sample ID: SE-031016-JN-024**

**Lab Sample ID: 240-62022-14**

**Date Collected: 03/10/16 14:05**

**Matrix: Solid**

**Date Received: 03/11/16 10:40**

Prep Type	Batch Type	Batch Method	Run	Dilution Factor	Batch Number	Prepared or Analyzed	Analyst	Lab
Total/NA	Analysis	Moisture		1	221485	03/14/16 16:52	DTN	TAL CAN

**Client Sample ID: SE-031016-JN-024**

**Lab Sample ID: 240-62022-14**

**Date Collected: 03/10/16 14:05**

**Matrix: Solid**

**Date Received: 03/11/16 10:40**

**Percent Solids: 47.6**

Prep Type	Batch Type	Batch Method	Run	Dilution Factor	Batch Number	Prepared or Analyzed	Analyst	Lab
Total/NA	Prep	5030A			221461	03/14/16 13:31	SAM	TAL CAN
Total/NA	Analysis	8260B		1	221434	03/14/16 22:25	SAM	TAL CAN
Total/NA	Prep	3540C			221358	03/14/16 07:06	YDN	TAL CAN
Total/NA	Analysis	8270C		20	222298	03/19/16 17:58	MRU	TAL CAN
Total/NA	Prep	1630			221445	03/14/16 11:58	SEM	TAL CAN
Total/NA	Analysis	1630		1	222277	03/18/16 23:54	RES	TAL CAN
Total/NA	Prep	3540C			222138	03/18/16 08:15	YDN	TAL CAN
Total/NA	Analysis	8082		1	222863	03/24/16 00:39	KMG	TAL CAN
Total/NA	Prep	3050B			221602	03/15/16 11:27	DEE	TAL CAN
Total/NA	Analysis	6020		2	222405	03/19/16 23:16	AS1	TAL CAN
Total/NA	Prep	7471A			221625	03/15/16 15:00	DEE	TAL CAN
Total/NA	Analysis	7471A		1	222044	03/17/16 11:53	DSH	TAL CAN

TestAmerica Canton



# Lab Chronicle

Client: GHD Services Inc.  
Project/Site: 58505, Janesville WI, SSOW 108014

TestAmerica Job ID: 240-62022-1

**Client Sample ID: SE-031016-JN-024**

**Lab Sample ID: 240-62022-14**

Date Collected: 03/10/16 14:05

Matrix: Solid

Date Received: 03/11/16 10:40

Percent Solids: 47.6

Prep Type	Batch Type	Batch Method	Run	Dilution Factor	Batch Number	Prepared or Analyzed	Analyst	Lab
Total/NA	Analysis	Lloyd Kahn		1	171546	03/22/16 12:28	JDD	TAL PIT

**Client Sample ID: SE-031016-JN-025**

**Lab Sample ID: 240-62022-15**

Date Collected: 03/10/16 14:10

Matrix: Solid

Date Received: 03/11/16 10:40

Prep Type	Batch Type	Batch Method	Run	Dilution Factor	Batch Number	Prepared or Analyzed	Analyst	Lab
Total/NA	Analysis	Moisture		1	221485	03/14/16 16:52	DTN	TAL CAN

**Client Sample ID: SE-031016-JN-025**

**Lab Sample ID: 240-62022-15**

Date Collected: 03/10/16 14:10

Matrix: Solid

Date Received: 03/11/16 10:40

Percent Solids: 44.7

Prep Type	Batch Type	Batch Method	Run	Dilution Factor	Batch Number	Prepared or Analyzed	Analyst	Lab
Total/NA	Prep	5030A			221853	03/16/16 13:22	SAM	TAL CAN
Total/NA	Analysis	8260B		1	221763	03/16/16 22:23	SAM	TAL CAN
Total/NA	Prep	3540C			221358	03/14/16 07:06	YDN	TAL CAN
Total/NA	Analysis	8270C		20	222298	03/19/16 18:23	MRU	TAL CAN
Total/NA	Prep	3540C			221356	03/14/16 06:37	SDE	TAL CAN
Total/NA	Analysis	8082		1	221858	03/17/16 03:32	KMG	TAL CAN
Total/NA	Prep	3050B			221602	03/15/16 11:27	DEE	TAL CAN
Total/NA	Analysis	6020		2	222405	03/19/16 23:20	AS1	TAL CAN
Total/NA	Prep	7471A			221625	03/15/16 15:00	DEE	TAL CAN
Total/NA	Analysis	7471A		1	222044	03/17/16 11:55	DSH	TAL CAN
Total/NA	Analysis	Lloyd Kahn		1	171546	03/22/16 13:31	JDD	TAL PIT

**Client Sample ID: SE-031016-JN-026**

**Lab Sample ID: 240-62022-16**

Date Collected: 03/10/16 14:15

Matrix: Solid

Date Received: 03/11/16 10:40

Prep Type	Batch Type	Batch Method	Run	Dilution Factor	Batch Number	Prepared or Analyzed	Analyst	Lab
Total/NA	Analysis	Moisture		1	221485	03/14/16 16:52	DTN	TAL CAN

**Client Sample ID: SE-031016-JN-026**

**Lab Sample ID: 240-62022-16**

Date Collected: 03/10/16 14:15

Matrix: Solid

Date Received: 03/11/16 10:40

Percent Solids: 45.4

Prep Type	Batch Type	Batch Method	Run	Dilution Factor	Batch Number	Prepared or Analyzed	Analyst	Lab
Total/NA	Prep	5030A			221853	03/16/16 13:22	SAM	TAL CAN
Total/NA	Analysis	8260B		1	221763	03/16/16 20:41	SAM	TAL CAN
Total/NA	Prep	3540C			221358	03/14/16 07:06	YDN	TAL CAN
Total/NA	Analysis	8270C		20	222298	03/19/16 18:49	MRU	TAL CAN

TestAmerica Canton

# Lab Chronicle

Client: GHD Services Inc.  
Project/Site: 58505, Janesville WI, SSOW 108014

TestAmerica Job ID: 240-62022-1

**Client Sample ID: SE-031016-JN-026**

**Lab Sample ID: 240-62022-16**

**Date Collected: 03/10/16 14:15**

**Matrix: Solid**

**Date Received: 03/11/16 10:40**

**Percent Solids: 45.4**

Prep Type	Batch Type	Batch Method	Run	Dilution Factor	Batch Number	Prepared or Analyzed	Analyst	Lab
Total/NA	Prep	3540C			222138	03/18/16 08:15	YDN	TAL CAN
Total/NA	Analysis	8082		1	222863	03/24/16 02:07	KMG	TAL CAN
Total/NA	Prep	3050B			221602	03/15/16 11:27	DEE	TAL CAN
Total/NA	Analysis	6020		2	222405	03/19/16 23:25	AS1	TAL CAN
Total/NA	Prep	7471A			221625	03/15/16 15:00	DEE	TAL CAN
Total/NA	Analysis	7471A		1	222044	03/17/16 11:56	DSH	TAL CAN
Total/NA	Analysis	Lloyd Kahn		1	171546	03/22/16 13:41	JDD	TAL PIT

**Client Sample ID: SE-031016-JN-027**

**Lab Sample ID: 240-62022-17**

**Date Collected: 03/10/16 14:20**

**Matrix: Solid**

**Date Received: 03/11/16 10:40**

Prep Type	Batch Type	Batch Method	Run	Dilution Factor	Batch Number	Prepared or Analyzed	Analyst	Lab
TCLP	Leach	1311			221744	03/15/16 17:05	DRJ	TAL CAN
TCLP	Prep	3010A			221808	03/16/16 11:41	WKD	TAL CAN
TCLP	Analysis	6010B		1	222033	03/17/16 20:11	RKT	TAL CAN
TCLP	Leach	1311			221744	03/15/16 17:05	DRJ	TAL CAN
TCLP	Prep	7470A			221812	03/16/16 14:00	WKD	TAL CAN
TCLP	Analysis	7470A		1	222045	03/17/16 12:39	DSH	TAL CAN
Total/NA	Analysis	Moisture		1	221485	03/14/16 16:52	DTN	TAL CAN

**Client Sample ID: SE-031016-JN-027**

**Lab Sample ID: 240-62022-17**

**Date Collected: 03/10/16 14:20**

**Matrix: Solid**

**Date Received: 03/11/16 10:40**

**Percent Solids: 47.8**

Prep Type	Batch Type	Batch Method	Run	Dilution Factor	Batch Number	Prepared or Analyzed	Analyst	Lab
Total/NA	Prep	5030A			221853	03/16/16 13:22	SAM	TAL CAN
Total/NA	Analysis	8260B		1	221763	03/16/16 21:06	SAM	TAL CAN
Total/NA	Prep	3540C			221375	03/14/16 07:57	YDN	TAL CAN
Total/NA	Analysis	8270C		25	221760	03/16/16 19:40	JMG	TAL CAN
Total/NA	Prep	3540C			222138	03/18/16 08:15	YDN	TAL CAN
Total/NA	Analysis	8082		1	222863	03/24/16 02:25	KMG	TAL CAN
Total/NA	Prep	3050B			221602	03/15/16 11:27	DEE	TAL CAN
Total/NA	Analysis	6020		2	222405	03/19/16 23:29	AS1	TAL CAN
Total/NA	Prep	7471A			221625	03/15/16 15:00	DEE	TAL CAN
Total/NA	Analysis	7471A		5	222044	03/17/16 14:26	DSH	TAL CAN
Total/NA	Analysis	Lloyd Kahn		1	171546	03/22/16 13:52	JDD	TAL PIT

TestAmerica Canton

# Lab Chronicle

Client: GHD Services Inc.  
Project/Site: 58505, Janesville WI, SSOW 108014

TestAmerica Job ID: 240-62022-1

**Client Sample ID: TB-031016-JN-001**

**Lab Sample ID: 240-62022-18**

Date Collected: 03/10/16 08:00

Matrix: Water

Date Received: 03/11/16 10:40

Prep Type	Batch Type	Batch Method	Run	Dilution Factor	Batch Number	Prepared or Analyzed	Analyst	Lab
Total/NA	Analysis	8260B		1	221822	03/16/16 15:23	LRW	TAL CAN

**Client Sample ID: SE-031016-JN-011**

**Lab Sample ID: 240-62022-19**

Date Collected: 03/10/16 09:35

Matrix: Sediment

Date Received: 03/11/16 10:40

Prep Type	Batch Type	Batch Method	Run	Dilution Factor	Batch Number	Prepared or Analyzed	Analyst	Lab
SEM/AVS	Analysis	SEM		1	171444	03/22/16 10:39	MM1	TAL PIT
Total/NA	Analysis	2540G		1	171000	03/16/16 12:42	CLL	TAL PIT

**Client Sample ID: SE-031016-JN-011**

**Lab Sample ID: 240-62022-19**

Date Collected: 03/10/16 09:35

Matrix: Sediment

Date Received: 03/11/16 10:40

Percent Solids: 63.8

Prep Type	Batch Type	Batch Method	Run	Dilution Factor	Batch Number	Prepared or Analyzed	Analyst	Lab
SEM/AVS	Prep	AVSSEM			170984	03/16/16 14:00	JLR	TAL PIT
SEM/AVS	Analysis	6010B		1	171287	03/18/16 18:18	RJR	TAL PIT
SEM/AVS	Prep	AVSSEM			170984	03/16/16 14:00	JLR	TAL PIT
SEM/AVS	Analysis	6010B		5	171363	03/21/16 11:33	RJG	TAL PIT
SEM/AVS	Prep	AVSSEM			170984	03/16/16 14:00	JLR	TAL PIT
SEM/AVS	Analysis	6010B		10	171363	03/21/16 11:38	RJG	TAL PIT
SEM/AVS	Prep	AVSSEM			170984	03/16/16 14:00	JLR	TAL PIT
SEM/AVS	Prep	7470A			171122	03/17/16 13:39	EVR	TAL PIT
SEM/AVS	Analysis	7470A		1	171226	03/18/16 12:03	EVR	TAL PIT
SEM/AVS	Prep	AVSSEM			171004	03/16/16 14:00	JLR	TAL PIT
SEM/AVS	Analysis	9034		1	171036	03/16/16 17:59	JLR	TAL PIT

**Client Sample ID: SE-031016-JN-014**

**Lab Sample ID: 240-62022-20**

Date Collected: 03/10/16 10:35

Matrix: Sediment

Date Received: 03/11/16 10:40

Prep Type	Batch Type	Batch Method	Run	Dilution Factor	Batch Number	Prepared or Analyzed	Analyst	Lab
SEM/AVS	Analysis	SEM		1	171444	03/22/16 10:39	MM1	TAL PIT
Total/NA	Analysis	2540G		1	171000	03/16/16 12:42	CLL	TAL PIT

**Client Sample ID: SE-031016-JN-014**

**Lab Sample ID: 240-62022-20**

Date Collected: 03/10/16 10:35

Matrix: Sediment

Date Received: 03/11/16 10:40

Percent Solids: 45.1

Prep Type	Batch Type	Batch Method	Run	Dilution Factor	Batch Number	Prepared or Analyzed	Analyst	Lab
SEM/AVS	Prep	AVSSEM			170984	03/16/16 14:00	JLR	TAL PIT
SEM/AVS	Analysis	6010B		1	171287	03/18/16 18:02	RJR	TAL PIT

TestAmerica Canton

# Lab Chronicle

Client: GHD Services Inc.  
 Project/Site: 58505, Janesville WI, SSOW 108014

TestAmerica Job ID: 240-62022-1

**Client Sample ID: SE-031016-JN-014**

**Lab Sample ID: 240-62022-20**

**Date Collected: 03/10/16 10:35**

**Matrix: Sediment**

**Date Received: 03/11/16 10:40**

**Percent Solids: 45.1**

Prep Type	Batch Type	Batch Method	Run	Dilution Factor	Batch Number	Prepared or Analyzed	Analyst	Lab
SEM/AVS	Prep	AVSSEM			170984	03/16/16 14:00	JLR	TAL PIT
SEM/AVS	Prep	7470A			171122	03/17/16 13:39	EVR	TAL PIT
SEM/AVS	Analysis	7470A		1	171226	03/18/16 12:05	EVR	TAL PIT
SEM/AVS	Prep	AVSSEM			171004	03/16/16 14:00	JLR	TAL PIT
SEM/AVS	Analysis	9034		1	171036	03/16/16 18:02	JLR	TAL PIT

**Client Sample ID: SE-031016-JN-018**

**Lab Sample ID: 240-62022-21**

**Date Collected: 03/10/16 11:40**

**Matrix: Sediment**

**Date Received: 03/11/16 10:40**

Prep Type	Batch Type	Batch Method	Run	Dilution Factor	Batch Number	Prepared or Analyzed	Analyst	Lab
SEM/AVS	Analysis	SEM		1	171444	03/22/16 10:39	MM1	TAL PIT
Total/NA	Analysis	2540G		1	171000	03/16/16 12:42	CLL	TAL PIT

**Client Sample ID: SE-031016-JN-018**

**Lab Sample ID: 240-62022-21**

**Date Collected: 03/10/16 11:40**

**Matrix: Sediment**

**Date Received: 03/11/16 10:40**

**Percent Solids: 56.5**

Prep Type	Batch Type	Batch Method	Run	Dilution Factor	Batch Number	Prepared or Analyzed	Analyst	Lab
SEM/AVS	Prep	AVSSEM			170984	03/16/16 14:00	JLR	TAL PIT
SEM/AVS	Analysis	6010B		1	171287	03/18/16 17:57	RJR	TAL PIT
SEM/AVS	Prep	AVSSEM			170984	03/16/16 14:00	JLR	TAL PIT
SEM/AVS	Analysis	6010B		2	171363	03/21/16 11:43	RJG	TAL PIT
SEM/AVS	Prep	AVSSEM			170984	03/16/16 14:00	JLR	TAL PIT
SEM/AVS	Prep	7470A			171122	03/17/16 13:39	EVR	TAL PIT
SEM/AVS	Analysis	7470A		1	171226	03/18/16 12:07	EVR	TAL PIT
SEM/AVS	Prep	AVSSEM			171004	03/16/16 14:00	JLR	TAL PIT
SEM/AVS	Analysis	9034		1	171036	03/16/16 18:04	JLR	TAL PIT

**Client Sample ID: SE-031016-JN-021**

**Lab Sample ID: 240-62022-22**

**Date Collected: 03/10/16 12:50**

**Matrix: Sediment**

**Date Received: 03/11/16 10:40**

Prep Type	Batch Type	Batch Method	Run	Dilution Factor	Batch Number	Prepared or Analyzed	Analyst	Lab
SEM/AVS	Analysis	SEM		1	171444	03/22/16 10:39	MM1	TAL PIT
Total/NA	Analysis	2540G		1	171000	03/16/16 12:42	CLL	TAL PIT

**Client Sample ID: SE-031016-JN-021**

**Lab Sample ID: 240-62022-22**

**Date Collected: 03/10/16 12:50**

**Matrix: Sediment**

**Date Received: 03/11/16 10:40**

**Percent Solids: 42.0**

Prep Type	Batch Type	Batch Method	Run	Dilution Factor	Batch Number	Prepared or Analyzed	Analyst	Lab
SEM/AVS	Prep	AVSSEM			170984	03/16/16 14:00	JLR	TAL PIT

TestAmerica Canton

# Lab Chronicle

Client: GHD Services Inc.  
Project/Site: 58505, Janesville WI, SSOW 108014

TestAmerica Job ID: 240-62022-1

**Client Sample ID: SE-031016-JN-021**

**Lab Sample ID: 240-62022-22**

**Date Collected: 03/10/16 12:50**

**Matrix: Sediment**

**Date Received: 03/11/16 10:40**

**Percent Solids: 42.0**

Prep Type	Batch Type	Batch Method	Run	Dilution Factor	Batch Number	Prepared or Analyzed	Analyst	Lab
SEM/AVS	Analysis	6010B		1	171287	03/18/16 17:52	RJR	TAL PIT
SEM/AVS	Prep	AVSSEM			170984	03/16/16 14:00	JLR	TAL PIT
SEM/AVS	Prep	7470A			171122	03/17/16 13:39	EVR	TAL PIT
SEM/AVS	Analysis	7470A		1	171226	03/18/16 12:09	EVR	TAL PIT
SEM/AVS	Prep	AVSSEM			171004	03/16/16 14:00	JLR	TAL PIT
SEM/AVS	Analysis	9034		1	171036	03/16/16 18:07	JLR	TAL PIT

**Client Sample ID: SE-031016-JN-024**

**Lab Sample ID: 240-62022-23**

**Date Collected: 03/10/16 14:05**

**Matrix: Sediment**

**Date Received: 03/11/16 10:40**

Prep Type	Batch Type	Batch Method	Run	Dilution Factor	Batch Number	Prepared or Analyzed	Analyst	Lab
SEM/AVS	Analysis	SEM		1	171444	03/22/16 10:39	MM1	TAL PIT
Total/NA	Analysis	2540G		1	171000	03/16/16 12:42	CLL	TAL PIT

**Client Sample ID: SE-031016-JN-024**

**Lab Sample ID: 240-62022-23**

**Date Collected: 03/10/16 14:05**

**Matrix: Sediment**

**Date Received: 03/11/16 10:40**

**Percent Solids: 52.7**

Prep Type	Batch Type	Batch Method	Run	Dilution Factor	Batch Number	Prepared or Analyzed	Analyst	Lab
SEM/AVS	Prep	AVSSEM			170984	03/16/16 14:00	JLR	TAL PIT
SEM/AVS	Analysis	6010B		1	171287	03/18/16 17:25	RJR	TAL PIT
SEM/AVS	Prep	AVSSEM			170984	03/16/16 14:00	JLR	TAL PIT
SEM/AVS	Analysis	6010B		5	171363	03/21/16 11:48	RJG	TAL PIT
SEM/AVS	Prep	AVSSEM			170984	03/16/16 14:00	JLR	TAL PIT
SEM/AVS	Prep	7470A			171122	03/17/16 13:39	EVR	TAL PIT
SEM/AVS	Analysis	7470A		1	171226	03/18/16 12:11	EVR	TAL PIT
SEM/AVS	Prep	AVSSEM			171004	03/16/16 14:00	JLR	TAL PIT
SEM/AVS	Analysis	9034		1	171036	03/16/16 18:10	JLR	TAL PIT

**Laboratory References:**

TAL CAN = TestAmerica Canton, 4101 Shuffel Street NW, North Canton, OH 44720, TEL (330)497-9396

TAL PIT = TestAmerica Pittsburgh, 301 Alpha Drive, RIDC Park, Pittsburgh, PA 15238, TEL (412)963-7058

# Certification Summary

Client: GHD Services Inc.  
 Project/Site: 58505, Janesville WI, SSOW 108014

TestAmerica Job ID: 240-62022-1

## Laboratory: TestAmerica Canton

Unless otherwise noted, all analytes for this laboratory were covered under each certification below.

Authority	Program	EPA Region	Certification ID	Expiration Date
Wisconsin	State Program	5	999518190	08-31-16

The following analytes are included in this report, but certification is not offered by the governing authority:

Analysis Method	Prep Method	Matrix	Analyte
1630	1630	Solid	Methyl Mercury
7470A	7470A	Solid	Mercury
8260B		Water	1,1,2-Trichloro-1,2,2-trifluoroethane
8260B		Water	Cyclohexane
8260B		Water	Methyl acetate
8260B		Water	Methylcyclohexane
8260B	5030A	Solid	1,1,2-Trichloro-1,2,2-trifluoroethane
8260B	5030A	Solid	Cyclohexane
8260B	5030A	Solid	Methyl acetate
8260B	5030A	Solid	Methylcyclohexane
8260B	5030B	Solid	1,1,2-Trichloro-1,2,2-trifluoroethane
8260B	5030B	Solid	Cyclohexane
8260B	5030B	Solid	Methyl acetate
8260B	5030B	Solid	Methylcyclohexane
8270C	3540C	Solid	4-Nitroaniline
8270C	3540C	Solid	Atrazine
8270C	3540C	Solid	Benzaldehyde
8270C	3540C	Solid	Caprolactam
Moisture		Solid	Percent Moisture
Moisture		Solid	Percent Solids

## Laboratory: TestAmerica Pittsburgh

All certifications held by this laboratory are listed. Not all certifications are applicable to this report.

Authority	Program	EPA Region	Certification ID	Expiration Date
Arkansas DEQ	State Program	6	88-0690	06-27-16
California	State Program	9	2891	03-31-18
Connecticut	State Program	1	PH-0688	09-30-16
Florida	NELAP	4	E871008	06-30-16
Illinois	NELAP	5	200005	06-30-16
Kansas	NELAP	7	E-10350	05-31-16
Louisiana	NELAP	6	04041	06-30-16
New Hampshire	NELAP	1	2030	04-04-17
New Jersey	NELAP	2	PA005	06-30-16
New York	NELAP	2	11182	03-31-17
North Carolina (WW/SW)	State Program	4	434	12-31-16
Pennsylvania	NELAP	3	02-00416	04-30-16
South Carolina	State Program	4	89014	04-30-16 *
Texas	NELAP	6	T104704528-15-2	03-31-17
US Fish & Wildlife	Federal		LE94312A-1	10-31-16
USDA	Federal		P-Soil-01	05-23-16 *
Utah	NELAP	8	PA001462015-4	05-31-16
Virginia	NELAP	3	460189	09-14-16
West Virginia DEP	State Program	3	142	01-31-17
Wisconsin	State Program	5	998027800	08-31-16

\* Certification renewal pending - certification considered valid.

TestAmerica

THE LEADER IN ENVIRONMENTAL TESTING

TestAmerica Laboratories, Inc.

CHAIN OF CUSTODY  
AND  
RECEIVING DOCUMENTS



240-02022 Chain of Custody

- 1
- 2
- 3
- 4
- 5
- 6
- 7
- 8
- 9
- 10
- 11
- 12
- 13
- 14
- 15



Required Client Information:

GHD  
 6400 Shafer Court  
 Suite 400  
 Rosemont, IL 60018  
 Phone: (773) 380-9723  
 Fax: (773) 380-6421  
 E-mail: jeffrey.nichols@GHD.com

Laboratory: Test America  
 Laboratory Location: 4101 Shuffel Drive NW, North Canton, OH  
 Laboratory Contact: Denise Fleckler  
 Requested Due Date: TAT: STD DAY  
 QA/QC Requirements:

PAGE 1 OF 1

eCOC in Use

ID: # C#03092016\_002

SSOW Ref. Code: 058507-108014

CHAIN-OF-CUSTODY / Analytical Request Document

The Chain-of-Custody is a LEGAL DOCUMENT. All relevant fields must be completed accurately.

2.6/C2.1  
 3.4/C2.9  
 1.4/C0.9

Valid Matrix Codes:  
 WG Groundwater  
 WB Borehole Water  
 WS Surface Water  
 SO Soil  
 SE Sediment  
 SCS SCS Back for  
 Additional Codes

Sample Identification:

Matrix Code	Date Collected	Time Collected	# Containers	Preservative	TCL VOC (1)	TAL Metals (2)	PCBs	Alkylated PAHs	AVS	SEM Metals (3)	Methyl Hg	TCP Metals	MS/MSD	Remarks/Lab ID	
SB-031016-JN-011	3/10/16	0935	5	HCL	X	X	X	X	X	X	X	X		(1) Includes reporting 1,2,4-TMB and 1,3,5-TMB. (2) Earth metals include: aluminum, calcium, iron, magnesium, potassium, & sodium. (3) Metals include: cadmium, copper, lead, nickel, mercury, silver, & zinc.	
-012	3/10/16	0940	5		X	X	X	X	X	X	X	X			
-013	3/10/16	0945	5		X	X	X	X	X	X	X	X			
-014	3/10/16	1035	5		X	X	X	X	X	X	X	X			
-015	3/10/16	1040	5		X	X	X	X	X	X	X	X			
-016	3/10/16	1045	5		X	X	X	X	X	X	X	X			
-017	3/10/16	1050	5		X	X	X	X	X	X	X	X			
-018	3/10/16	1140	5		X	X	X	X	X	X	X	X			
-019	3/10/16	1145	5		X	X	X	X	X	X	X	X			
-020	3/10/16	1150	5		X	X	X	X	X	X	X	X			
-021	3/10/16	1250	5		X	X	X	X	X	X	X	X			
-022	3/10/16	1255	5		X	X	X	X	X	X	X	X			
-023	3/10/16	1300	5		X	X	X	X	X	X	X	X			
-024	3/10/16	1405	5		X	X	X	X	X	X	X	X			
-025	3/10/16	1410	5		X	X	X	X	X	X	X	X			
-026	3/10/16	1415	5		X	X	X	X	X	X	X	X			
-027	3/10/16	1420	5		X	X	X	X	X	X	X	X			
TB-031016-JN-001	3/10/16	0800	2	X	X	X	X	X	X	X	X	X			
TOTAL NUMBER OF CONTAINERS					35										

SHIPMENT METHOD: FedEx  
 NO. OF COOLERS: 3  
 AIRBILL NO.: 8242 2219 375813769  
 RELINQUISHED BY / AFFILIATION: Jeffrey M. Nichol / GHD  
 DATE: 3/10/16  
 TIME: 1600  
 RECEIVED BY / AFFILIATION: [Signature]  
 DATE: 3-11-16  
 TIME: 1040

Additional Comments:  
 3770  
 Sample Condition:  
 Received on ice: Y/N  
 Sealed Cooler: Y/N  
 Samples Intact: Y/N

Sampler Name: Jeffrey M. Nichol  
 Sampler Signature: [Signature]  
 Date: 3/10/16





TestAmerica Canton Sample Receipt Form/Narrative

Login # : 62022

Canton Facility

Client GHD

Site Name

Cooler unpacked by:

Cooler Received on 3-11-16

Opened on 3-11-16

FedEx: 1st Grd Exp UPS FAS Stetson Client Drop Off TestAmerica Courier Other

Receipt After-hours: Drop-off Date/Time

Storage Location

TestAmerica Cooler # Foam Box Client Cooler Box Other

Packing material used: Bubble Wrap Foam Plastic Bag None Other

COOLANT: Wet Ice Blue Ice Dry Ice Water None

- 1. Cooler temperature upon receipt... IR GUN# 48... IR GUN# 36... IR GUN# 18... 2. Were custody seals on the outside of the cooler(s)?... 3. Shippers' packing slip attached to the cooler(s)?... 4. Did custody papers accompany the sample(s)?... 5. Were the custody papers relinquished & signed in the appropriate place?... 6. Was/were the person(s) who collected the samples clearly identified on the COC?... 7. Did all bottles arrive in good condition (Unbroken)?... 8. Could all bottle labels be reconciled with the COC?... 9. Were correct bottle(s) used for the test(s) indicated?... 10. Sufficient quantity received to perform indicated analyses?... 11. Are these work share samples?... 12. Were sample(s) at the correct pH upon receipt?... 13. Were VOAs on the COC?... 14. Were air bubbles >6 mm in any VOA vials?... 15. Was a VOA trip blank present in the cooler(s)?... 16. Was a LL Hg or Me Hg trip blank present?...

Contacted PM Date by via Verbal Voice Mail Other

Concerning

17. CHAIN OF CUSTODY & SAMPLE DISCREPANCIES

Samples processed by:

18. SAMPLE CONDITION

Sample(s) were received after the recommended holding time had expired.
Sample(s) were received in a broken container.
Sample(s) were received with bubble >6 mm in diameter. (Notify PM)

19. SAMPLE PRESERVATION

Sample(s) were further preserved in the laboratory.
Time preserved: Preservative(s) added/Lot number(s):



# Login Sample Receipt Checklist

Client: GHD Services Inc.

Job Number: 240-62022-1

**Login Number: 62022**  
**List Number: 2**  
**Creator: Kovitch, Christina M**

**List Source: TestAmerica Pittsburgh**  
**List Creation: 03/14/16 06:14 PM**

Question	Answer	Comment
Radioactivity wasn't checked or is </= background as measured by a survey meter.	True	
The cooler's custody seal, if present, is intact.	True	
Sample custody seals, if present, are intact.	True	
The cooler or samples do not appear to have been compromised or tampered with.	True	
Samples were received on ice.	True	
Cooler Temperature is acceptable.	True	
Cooler Temperature is recorded.	True	
COC is present.	True	
COC is filled out in ink and legible.	True	
COC is filled out with all pertinent information.	True	
Is the Field Sampler's name present on COC?	True	
There are no discrepancies between the containers received and the COC.	True	
Samples are received within Holding Time (excluding tests with immediate HTs)	True	
Sample containers have legible labels.	True	
Containers are not broken or leaking.	True	
Sample collection date/times are provided.	True	
Appropriate sample containers are used.	True	
Sample bottles are completely filled.	True	
Sample Preservation Verified.	True	
There is sufficient vol. for all requested analyses, incl. any requested MS/MSDs	True	
Containers requiring zero headspace have no headspace or bubble is <6mm (1/4").	True	
Multiphasic samples are not present.	True	
Samples do not require splitting or compositing.	True	
Residual Chlorine Checked.	N/A	



# Login Sample Receipt Checklist

Client: GHD Services Inc.

Job Number: 240-62022-1

**Login Number: 62022**  
**List Number: 3**  
**Creator: Kovitch, Christina M**

**List Source: TestAmerica Pittsburgh**  
**List Creation: 03/14/16 06:32 PM**

Question	Answer	Comment
Radioactivity wasn't checked or is </= background as measured by a survey meter.	True	
The cooler's custody seal, if present, is intact.	True	
Sample custody seals, if present, are intact.	True	
The cooler or samples do not appear to have been compromised or tampered with.	True	
Samples were received on ice.	True	
Cooler Temperature is acceptable.	True	
Cooler Temperature is recorded.	True	
COC is present.	True	
COC is filled out in ink and legible.	True	
COC is filled out with all pertinent information.	True	
Is the Field Sampler's name present on COC?	True	
There are no discrepancies between the containers received and the COC.	True	
Samples are received within Holding Time (excluding tests with immediate HTs)	True	
Sample containers have legible labels.	True	
Containers are not broken or leaking.	True	
Sample collection date/times are provided.	True	
Appropriate sample containers are used.	True	
Sample bottles are completely filled.	True	
Sample Preservation Verified.	True	
There is sufficient vol. for all requested analyses, incl. any requested MS/MSDs	True	
Containers requiring zero headspace have no headspace or bubble is <6mm (1/4").	True	
Multiphasic samples are not present.	True	
Samples do not require splitting or compositing.	True	
Residual Chlorine Checked.	N/A	



### Technical Report for

#### GHD Services Inc.

Janesville Assembly Plant, Site 108, Janesville, WI

58505 SSOW Ref. 058507-108014-001

SGS Accutest Job Number: MC44792A

Sampling Dates: 03/09/16 - 03/10/16



#### Report to:

GHD Services Inc.  
45 Farmington Valley Dr.  
Plainville, CT 06062  
kathleen.shaw@ghd.com; GM-EDDs@ghd.com;  
julie.charlton@ghd.com  
ATTN: Kathy Shaw

Total number of pages in report: 66



Test results contained within this data package meet the requirements  
of the National Environmental Laboratory Accreditation Program  
and/or state specific certification programs as applicable.

**H. (Brad) Madadian**  
Lab Director

**Client Service contact: Jeremy Vienneau 508-481-6200**

Certifications: MA (M-MA136, SW846 NELAC) CT (PH-0109) NH (250210) RI (00071) ME (MA00136) FL (E87579)  
NY (11791) NJ (MA926) PA (6801121) ND (R-188) CO MN (11546AA) NC (653) IL (002337) WI (399080220)  
DoD ELAP (L-A-B L2235)

This report shall not be reproduced, except in its entirety, without the written approval of SGS Accutest.  
Test results relate only to samples analyzed.

# Table of Contents

-1-

<b>Section 1: Sample Summary .....</b>	<b>3</b>
<b>Section 2: Case Narrative/Conformance Summary .....</b>	<b>4</b>
<b>Section 3: Summary of Hits .....</b>	<b>6</b>
<b>Section 4: Sample Results .....</b>	<b>7</b>
<b>4.1:</b> MC44792-1A: SE-030916-JN-001 .....	8
<b>4.2:</b> MC44792-2A: SE-030916-JN-004 .....	9
<b>4.3:</b> MC44792-3A: SE-030916-JN-007 .....	10
<b>4.4:</b> MC44792-4A: SE-031016-JN-011 .....	11
<b>4.5:</b> MC44792-5A: SE-031016-JN-014 .....	12
<b>4.6:</b> MC44792-6A: SE-031016-JN-018 .....	13
<b>4.7:</b> MC44792-7A: SE-031016-JN-021 .....	14
<b>4.8:</b> MC44792-8A: SE-031016-JN-024 .....	15
<b>Section 5: Misc. Forms .....</b>	<b>16</b>
<b>5.1:</b> Chain of Custody .....	17
<b>5.2:</b> Sample Tracking Chronicle .....	18
<b>5.3:</b> Internal Chain of Custody .....	19
<b>Section 6: Misc. Forms (Accutest New Jersey) .....</b>	<b>20</b>
<b>6.1:</b> Chain of Custody .....	21
<b>6.2:</b> Sample Tracking Chronicle .....	24
<b>6.3:</b> Internal Chain of Custody .....	25
<b>Section 7: General Chemistry - QC Data (Accutest New Jersey) .....</b>	<b>26</b>
<b>7.1:</b> Method Blank and Spike Results Summary .....	27
<b>7.2:</b> Duplicate Results Summary .....	28
<b>7.3:</b> Inst QC GN43400: Black Carbon .....	29
<b>7.4:</b> Inst QC GN43466: Black Carbon .....	31
<b>Section 8: General Chemistry - Raw Data (Accutest New Jersey) .....</b>	<b>33</b>
<b>8.1:</b> Raw Data GN43400: Black Carbon .....	34
<b>8.2:</b> Raw Data GN43466: Black Carbon .....	51
<b>Section 9: General Chemistry - QC Data Summaries .....</b>	<b>64</b>
<b>9.1:</b> Percent Solids Raw Data Summary .....	65

1

2

3

4

5

6

7

8

9



## Sample Summary

GHD Services Inc.

**Job No:** MC44792A

Janesville Assembly Plant, Site 108, Janesville, WI  
 Project No: 58505 SSOW Ref. 058507-108014-001

Sample Number	Collected		Time By	Matrix		Client Sample ID
	Date			Received	Code Type	
MC44792-1A	03/09/16	12:45	JN	03/11/16	SO Sediment	SE-030916-JN-001
MC44792-2A	03/09/16	14:25	JN	03/11/16	SO Sediment	SE-030916-JN-004
MC44792-3A	03/09/16	15:45	JN	03/11/16	SO Sediment	SE-030916-JN-007
MC44792-4A	03/10/16	09:35	JN	03/11/16	SO Sediment	SE-031016-JN-011
MC44792-5A	03/10/16	10:35	JN	03/11/16	SO Sediment	SE-031016-JN-014
MC44792-6A	03/10/16	11:40	JN	03/11/16	SO Sediment	SE-031016-JN-018
MC44792-7A	03/10/16	12:50	JN	03/11/16	SO Sediment	SE-031016-JN-021
MC44792-8A	03/10/16	14:05	JN	03/11/16	SO Sediment	SE-031016-JN-024

The reported LOD and LOQ values have been adjusted for dry weight unless otherwise indicated on the results page. The reported LOD and LOQ values have been adjusted for the same dilution factor as that used for the sample result unless otherwise indicated on the results page. LOD = MDL and LOQ = RL.

---

Soil samples reported on a dry weight basis unless otherwise indicated on result page.

## SAMPLE DELIVERY GROUP CASE NARRATIVE

**Client:** GHD Services Inc.

**Job No** MC44792A

**Site:** Janesville Assembly Plant, Site 108, Janesville, WI

**Report Date** 4/4/2016 4:21:57 PM

8 Sample(s) were collected on between 03/09/2016 and 03/10/2016 and were received at SGS Accutest New England on 03/11/2016 properly preserved, at 0.5 Deg. C and intact. These Samples received a job number of MC44792A. A listing of the Laboratory Sample ID, Client Sample ID and dates of collection are presented in the Results Summary Section of this report.

Except as noted below, all method specified calibrations and quality control performance criteria were met for this job. For more information, please refer to QC summary pages.

### Wet Chemistry By Method GUSTAFSSON 2001 MOD

**Matrix:** SO

**Batch ID:** N:GP96615

- Black Carbon: Analysis performed at Accutest Laboratories, Dayton, NJ.

SGS Accutest New England certifies that all analysis were performed within method specification. It is further recommended that this report to be used in its entirety. The Laboratory Director for SGS Accutest New England or assignee as verified by the signature on the cover page has authorized the release of this report(MC44792A).

Monday, April 04, 2016

Page 1 of 1



## CASE NARRATIVE / CONFORMANCE SUMMARY

**Client:** Accutest Labs of New England, Inc.

**Job No** MC44792A

**Site:** CRACT: Janesville Assembly Plant, Site 108, Janesville, WI

**Report Date** 4/4/2016 11:10:47 AM

On 03/16/2016, 8 Sample(s), 0 Trip Blank(s) and 0 Field Blank(s) were received at Accutest Laboratories at a maximum corrected temperature of 2.3 C. Samples were intact and chemically preserved, unless noted below. An Accutest Job Number of MC44792A was assigned to the project. Laboratory sample ID, client sample ID and dates of sample collection are detailed in the report's Results Summary Section. Specified quality control criteria were achieved for this job except as noted below. For more information, please refer to the analytical results and QC summary pages.

Please refer to certification exceptions summary for additional certification information.

### Wet Chemistry By Method GUSTAFSSON 2001 MOD

**Matrix:** SO

**Batch ID:** GP96615

- All samples were prepared within the recommended method holding time.
- All method blanks for this batch meet method specific criteria.
- Sample(s) MC44792-5ADUP were used as the QC samples for Black Carbon.

Accutest certifies that data reported for samples received, listed on the associated custody chain or analytical task order, were produced to specifications meeting Accutest's Quality System precision, accuracy and completeness objectives except as noted.

Estimated non-standard method measurement uncertainty data is available on request, based on quality control bias and implicit for standard methods. Acceptable uncertainty requires tested parameter quality control data to meet method criteria.

Accutest Laboratories is not responsible for data quality assumptions if partial reports are used and recommends that this report be used in its entirety. Data release is authorized by Accutest Laboratories indicated via signature on the report cover

## Summary of Hits

**Job Number:** MC44792A  
**Account:** GHD Services Inc.  
**Project:** Janesville Assembly Plant, Site 108, Janesville, WI  
**Collected:** 03/09/16 thru 03/10/16



Lab Sample ID Analyte	Client Sample ID	Result/ Qual	RL	MDL	Units	Method
<b>MC44792-1A</b>	<b>SE-030916-JN-001</b>					
Black Carbon <sup>a</sup>		12100	4800		mg/kg	GUSTAFSSON 2001 MOD
<b>MC44792-2A</b>	<b>SE-030916-JN-004</b>					
Black Carbon <sup>a</sup>		16100	4100		mg/kg	GUSTAFSSON 2001 MOD
<b>MC44792-3A</b>	<b>SE-030916-JN-007</b>					
Black Carbon <sup>a</sup>		27900	3900		mg/kg	GUSTAFSSON 2001 MOD
<b>MC44792-4A</b>	<b>SE-031016-JN-011</b>					
Black Carbon <sup>a</sup>		9240	2600		mg/kg	GUSTAFSSON 2001 MOD
<b>MC44792-5A</b>	<b>SE-031016-JN-014</b>					
Black Carbon <sup>a</sup>		13600	4700		mg/kg	GUSTAFSSON 2001 MOD
<b>MC44792-6A</b>	<b>SE-031016-JN-018</b>					
Black Carbon <sup>a</sup>		11400	3800		mg/kg	GUSTAFSSON 2001 MOD
<b>MC44792-7A</b>	<b>SE-031016-JN-021</b>					
Black Carbon <sup>a</sup>		21000	5200		mg/kg	GUSTAFSSON 2001 MOD
<b>MC44792-8A</b>	<b>SE-031016-JN-024</b>					
Black Carbon <sup>a</sup>		9200	4300		mg/kg	GUSTAFSSON 2001 MOD

(a) Analysis performed at Accutest Laboratories, Dayton, NJ.

**Sample Results**

---

**Report of Analysis**

---

## Report of Analysis

<b>Client Sample ID:</b> SE-030916-JN-001	<b>Date Sampled:</b> 03/09/16
<b>Lab Sample ID:</b> MC44792-1A	<b>Date Received:</b> 03/11/16
<b>Matrix:</b> SO - Sediment	<b>Percent Solids:</b> 41.8
<b>Project:</b> Janesville Assembly Plant, Site 108, Janesville, WI	

4.1  
4

### General Chemistry

Analyte	Result	RL	Units	DF	Analyzed	By	Method
Black Carbon <sup>a</sup>	12100	4800	mg/kg	1	03/31/16 14:44	ANJ	GUSTAFSSON 2001 MOD

(a) Analysis performed at Accutest Laboratories, Dayton, NJ.

---

RL = Reporting Limit

## Report of Analysis

<b>Client Sample ID:</b> SE-030916-JN-004	<b>Date Sampled:</b> 03/09/16
<b>Lab Sample ID:</b> MC44792-2A	<b>Date Received:</b> 03/11/16
<b>Matrix:</b> SO - Sediment	<b>Percent Solids:</b> 48.8
<b>Project:</b> Janesville Assembly Plant, Site 108, Janesville, WI	

4.2  
4

### General Chemistry

Analyte	Result	RL	Units	DF	Analyzed	By	Method
Black Carbon <sup>a</sup>	16100	4100	mg/kg	1	03/31/16 15:49	ANJ	GUSTAFSSON 2001 MOD

(a) Analysis performed at Accutest Laboratories, Dayton, NJ.

---

RL = Reporting Limit

## Report of Analysis

<b>Client Sample ID:</b> SE-030916-JN-007	<b>Date Sampled:</b> 03/09/16
<b>Lab Sample ID:</b> MC44792-3A	<b>Date Received:</b> 03/11/16
<b>Matrix:</b> SO - Sediment	<b>Percent Solids:</b> 51.3
<b>Project:</b> Janesville Assembly Plant, Site 108, Janesville, WI	

4.3  
4

### General Chemistry

Analyte	Result	RL	Units	DF	Analyzed	By	Method
Black Carbon <sup>a</sup>	27900	3900	mg/kg	1	03/31/16 16:11	ANJ	GUSTAFSSON 2001 MOD

(a) Analysis performed at Accutest Laboratories, Dayton, NJ.

---

RL = Reporting Limit

## Report of Analysis

<b>Client Sample ID:</b> SE-031016-JN-011	<b>Date Sampled:</b> 03/10/16
<b>Lab Sample ID:</b> MC44792-4A	<b>Date Received:</b> 03/11/16
<b>Matrix:</b> SO - Sediment	<b>Percent Solids:</b> 76.5
<b>Project:</b> Janesville Assembly Plant, Site 108, Janesville, WI	

4.4  
4

### General Chemistry

Analyte	Result	RL	Units	DF	Analyzed	By	Method
Black Carbon <sup>a</sup>	9240	2600	mg/kg	1	03/31/16 16:31	ANJ	GUSTAFSSON 2001 MOD

(a) Analysis performed at Accutest Laboratories, Dayton, NJ.

---

RL = Reporting Limit

## Report of Analysis

<b>Client Sample ID:</b> SE-031016-JN-014	<b>Date Sampled:</b> 03/10/16
<b>Lab Sample ID:</b> MC44792-5A	<b>Date Received:</b> 03/11/16
<b>Matrix:</b> SO - Sediment	<b>Percent Solids:</b> 42.8
<b>Project:</b> Janesville Assembly Plant, Site 108, Janesville, WI	

### General Chemistry

Analyte	Result	RL	Units	DF	Analyzed	By	Method
Black Carbon <sup>a</sup>	13600	4700	mg/kg	1	03/31/16 16:44	ANJ	GUSTAFSSON 2001 MOD

(a) Analysis performed at Accutest Laboratories, Dayton, NJ.

---

RL = Reporting Limit



## Report of Analysis

<b>Client Sample ID:</b> SE-031016-JN-018	<b>Date Sampled:</b> 03/10/16
<b>Lab Sample ID:</b> MC44792-6A	<b>Date Received:</b> 03/11/16
<b>Matrix:</b> SO - Sediment	<b>Percent Solids:</b> 52.6
<b>Project:</b> Janesville Assembly Plant, Site 108, Janesville, WI	

4.6  
4

### General Chemistry

Analyte	Result	RL	Units	DF	Analyzed	By	Method
Black Carbon <sup>a</sup>	11400	3800	mg/kg	1	03/31/16 18:30	ANJ	GUSTAFSSON 2001 MOD

(a) Analysis performed at Accutest Laboratories, Dayton, NJ.

---

RL = Reporting Limit

## Report of Analysis

<b>Client Sample ID:</b> SE-031016-JN-021	<b>Date Sampled:</b> 03/10/16
<b>Lab Sample ID:</b> MC44792-7A	<b>Date Received:</b> 03/11/16
<b>Matrix:</b> SO - Sediment	<b>Percent Solids:</b> 38.8
<b>Project:</b> Janesville Assembly Plant, Site 108, Janesville, WI	

### General Chemistry

Analyte	Result	RL	Units	DF	Analyzed	By	Method
Black Carbon <sup>a</sup>	21000	5200	mg/kg	1	03/31/16 20:52	ANJ	GUSTAFSSON 2001 MOD

(a) Analysis performed at Accutest Laboratories, Dayton, NJ.

---

RL = Reporting Limit

4.7  
4

## Report of Analysis

<b>Client Sample ID:</b> SE-031016-JN-024	<b>Date Sampled:</b> 03/10/16
<b>Lab Sample ID:</b> MC44792-8A	<b>Date Received:</b> 03/11/16
<b>Matrix:</b> SO - Sediment	<b>Percent Solids:</b> 46.8
<b>Project:</b> Janesville Assembly Plant, Site 108, Janesville, WI	

### General Chemistry

Analyte	Result	RL	Units	DF	Analyzed	By	Method
Black Carbon <sup>a</sup>	9200	4300	mg/kg	1	03/31/16 21:17	ANJ	GUSTAFSSON 2001 MOD

(a) Analysis performed at Accutest Laboratories, Dayton, NJ.

---

RL = Reporting Limit

Misc. Forms

Custody Documents and Other Forms

---

Includes the following where applicable:

- Chain of Custody
- Sample Tracking Chronicle
- Internal Chain of Custody

SSOW 108014-001

<b>GHD</b> 6400 Shafer Court - Suite 400 Rosemont, Illinois, 60018 773 380 9933 phone WWW.GHD.COM			SHIPPED TO (Laboratory Name): <i>SGS Accutest</i>			
CHAIN-OF-CUSTODY RECORD			REFERENCE NUMBER: <i>58507-108014-001</i>		PROJECT NAME: <i>GM - JAMESVILLE MC44792A</i>	
SAMPLER'S SIGNATURE: <i>[Signature]</i>		PRINTED NAME: <i>SEPP NICKOLS</i>		PARAMETERS <i>ML/MLV Pb/As/Lead</i>		
SEQ. No.	DATE	TIME	SAMPLE IDENTIFICATION No.	SAMPLE MATRIX	NO. OF CONTAINERS	REMARKS
1	3/9/16	1245	SG-030916-JN-001	SG	2	X X -1
2	3/9/16	1425	SG-030916-JN-004	SG	2	X X -2
3	3/9/16	1545	SG-030916-JN-007	SG	2	X X -3
4	3/10/16	0935	SG-031016-JN-011	SG	2	X X -4
5	3/10/16	1035	SG-031016-JN-014	SG	2	X X -5
6	3/10/16	1140	SG-031016-JN-018	SG	2	X X -6
7	3/10/16	1250	SG-031016-JN-021	SG	2	X X -7
8	3/10/16	1405	SG-031016-JN-024	SG	2	X X -8 <i>9D</i>
TOTAL NUMBER OF CONTAINERS					16	
RELINQUISHED BY: <i>[Signature]</i>		DATE: <i>3/10/16</i>		RECEIVED BY:		DATE:
①		TIME: <i>1600</i>		②		TIME:
RELINQUISHED BY:		DATE:		RECEIVED BY: <i>INITIAL ASSESSMENT wh</i>		DATE:
②		TIME:		③		TIME:
RELINQUISHED BY:		DATE:		RECEIVED BY: <i>LABEL VERIFICATION wh</i>		DATE:
③		TIME:		④		TIME:
METHOD OF SHIPMENT: <i>Fed Ex</i>			TRACKING No. <i>8066 2952 6580</i>			
White -Fully Executed Copy Yellow -Receiving Laboratory Copy Pink -Shipper Copy Goldenrod -Sampler Copy		SAMPLE TEAM: <i>Dunn</i> <i>NICKOLS</i>		RECEIVED FOR LABORATORY BY:  DATE: <i>3-11-16</i> TIME: <i>1000</i>		<i>8020</i> <i>0.5C</i>

11034001-00(PRES001)GN-CO001

FEDX - *[Signature]*

5.1  
5

MC44792A: Chain of Custody

Page 1 of 1

### Internal Sample Tracking Chronicle

GHD Services Inc.

Job No: MC44792A

Janesville Assembly Plant, Site 108, Janesville, WI  
 Project No: 58505 SSOW Ref. 058507-108014-001

Sample Number	Method	Analyzed	By	Prepped	By	Test Codes
MC44792-1	Collected: 09-MAR-16 12:45	By: JN	Received: 11-MAR-16	By: NT		
SE-030916-JN-001						
MC44792-1	GUSTAFSSON 2001 MOD	MAR-16 14:44	ANJ	31-MAR-16		BCAR
MC44792-2	Collected: 09-MAR-16 14:25	By: JN	Received: 11-MAR-16	By: NT		
SE-030916-JN-004						
MC44792-2	GUSTAFSSON 2001 MOD	MAR-16 15:49	ANJ	31-MAR-16		BCAR
MC44792-3	Collected: 09-MAR-16 15:45	By: JN	Received: 11-MAR-16	By: NT		
SE-030916-JN-007						
MC44792-3	GUSTAFSSON 2001 MOD	MAR-16 16:11	ANJ	31-MAR-16		BCAR
MC44792-4	Collected: 10-MAR-16 09:35	By: JN	Received: 11-MAR-16	By: NT		
SE-031016-JN-011						
MC44792-4	GUSTAFSSON 2001 MOD	MAR-16 16:31	ANJ	31-MAR-16		BCAR
MC44792-5	Collected: 10-MAR-16 10:35	By: JN	Received: 11-MAR-16	By: NT		
SE-031016-JN-014						
MC44792-5	GUSTAFSSON 2001 MOD	MAR-16 16:44	ANJ	31-MAR-16		BCAR
MC44792-6	Collected: 10-MAR-16 11:40	By: JN	Received: 11-MAR-16	By: NT		
SE-031016-JN-018						
MC44792-6	GUSTAFSSON 2001 MOD	MAR-16 18:30	ANJ	31-MAR-16		BCAR
MC44792-7	Collected: 10-MAR-16 12:50	By: JN	Received: 11-MAR-16	By: NT		
SE-031016-JN-021						
MC44792-7	GUSTAFSSON 2001 MOD	MAR-16 20:52	ANJ	31-MAR-16		BCAR
MC44792-8	Collected: 10-MAR-16 14:05	By: JN	Received: 11-MAR-16	By: NT		
SE-031016-JN-024						
MC44792-8	GUSTAFSSON 2001 MOD	MAR-16 21:17	ANJ	31-MAR-16		BCAR

5.2  
5

# SGS Accutest Internal Chain of Custody

**Job Number:** MC44792A  
**Account:** CRACT GHD Services Inc.  
**Project:** Janesville Assembly Plant, Site 108, Janesville, WI  
**Received:** 03/11/16

Sample.Bottle Number	Transfer FROM	Transfer TO	Date/Time	Reason
MC44792-1.1	Walk In Ref #22	Michael Widuta	03/15/16 13:44	Retrieve from Storage
MC44792-1.1	Michael Widuta	Walk In Ref #22	03/15/16 15:44	Return to Storage
MC44792-1.1	Walk In Ref #22	Eriola Londo	03/23/16 11:01	Retrieve from Storage
MC44792-1.1	Eriola Londo	Walk In Ref #22	03/24/16 06:23	Return to Storage
MC44792-2.1	Walk In Ref #22	Eriola Londo	03/23/16 11:01	Retrieve from Storage
MC44792-2.1	Eriola Londo	Walk In Ref #22	03/24/16 06:23	Return to Storage
MC44792-2.2	Walk In Ref #22	Michael Widuta	03/15/16 13:44	Retrieve from Storage
MC44792-2.2	Michael Widuta	Walk In Ref #22	03/15/16 15:44	Return to Storage
MC44792-3.1	Walk In Ref #22	Michael Widuta	03/15/16 13:44	Retrieve from Storage
MC44792-3.1	Michael Widuta	Walk In Ref #22	03/15/16 15:44	Return to Storage
MC44792-3.1	Walk In Ref #22	Eriola Londo	03/23/16 11:01	Retrieve from Storage
MC44792-3.1	Eriola Londo	Walk In Ref #22	03/24/16 06:23	Return to Storage
MC44792-4.1	Walk In Ref #22	Eriola Londo	03/23/16 11:01	Retrieve from Storage
MC44792-4.1	Eriola Londo	Walk In Ref #22	03/24/16 06:23	Return to Storage
MC44792-4.2	Walk In Ref #22	Michael Widuta	03/15/16 13:44	Retrieve from Storage
MC44792-4.2	Michael Widuta	Walk In Ref #22	03/15/16 15:44	Return to Storage
MC44792-5.1	Walk In Ref #22	Eriola Londo	03/23/16 11:01	Retrieve from Storage
MC44792-5.1	Eriola Londo	Walk In Ref #22	03/24/16 06:23	Return to Storage
MC44792-5.2	Walk In Ref #22	Michael Widuta	03/15/16 13:44	Retrieve from Storage
MC44792-5.2	Michael Widuta	Walk In Ref #22	03/15/16 15:44	Return to Storage
MC44792-6.1	Walk In Ref #22	Michael Widuta	03/15/16 13:44	Retrieve from Storage
MC44792-6.1	Michael Widuta	Walk In Ref #22	03/15/16 15:44	Return to Storage
MC44792-6.1	Walk In Ref #22	Eriola Londo	03/23/16 11:01	Retrieve from Storage
MC44792-6.1	Eriola Londo	Walk In Ref #22	03/24/16 06:23	Return to Storage
MC44792-7.1	Walk In Ref #22	Eriola Londo	03/23/16 11:01	Retrieve from Storage
MC44792-7.1	Eriola Londo	Walk In Ref #22	03/24/16 06:23	Return to Storage
MC44792-7.2	Walk In Ref #22	Michael Widuta	03/15/16 13:44	Retrieve from Storage
MC44792-7.2	Michael Widuta	Walk In Ref #22	03/15/16 15:44	Return to Storage
MC44792-8.1	Walk In Ref #22	Michael Widuta	03/15/16 13:44	Retrieve from Storage
MC44792-8.1	Michael Widuta	Walk In Ref #22	03/15/16 15:44	Return to Storage
MC44792-8.1	Walk In Ref #22	Eriola Londo	03/23/16 11:01	Retrieve from Storage
MC44792-8.1	Eriola Londo	Walk In Ref #22	03/24/16 06:23	Return to Storage

5.3  
5

Misc. Forms

Custody Documents and Other Forms

(Accutest New Jersey)

Includes the following where applicable:

- Chain of Custody
- Sample Tracking Chronicle
- Internal Chain of Custody





## SGS Accutest Sample Receipt Summary

Job Number: MC44792

Client: \_\_\_\_\_

Project: \_\_\_\_\_

Date / Time Received: 3/16/2016 9:30:00 AM

Delivery Method: \_\_\_\_\_

Airbill #s: \_\_\_\_\_

Cooler Temps (Raw Measured) °C: Cooler 1: (1.9);  
Cooler Temps (Corrected) °C: Cooler 1: (2.3);

**Cooler Security**

Y or N

Y or N

- |  |  |
|--|--|
| 1. Custody Seals Present: <input checked="" type="checkbox"/> <input type="checkbox"/> | 3. COC Present: <input checked="" type="checkbox"/> <input type="checkbox"/>       |
| 2. Custody Seals Intact: <input checked="" type="checkbox"/> <input type="checkbox"/>  | 4. Smpl Dates/Time OK <input checked="" type="checkbox"/> <input type="checkbox"/> |

**Cooler Temperature**

Y or N

- |   |           |
|---|-----------|
| 1. Temp criteria achieved: <input checked="" type="checkbox"/> <input type="checkbox"/> |           |
| 2. Cooler temp verification: _____  | IR Gun    |
| 3. Cooler media: _____  | Ice (Bag) |
| 4. No. Coolers: _____   | 1         |

**Quality Control Preservation**

Y or N

N/A

- |                                 |                                     |                                     |                                     |
|---------------------------------|-------------------------------------|-------------------------------------|-------------------------------------|
| 1. Trip Blank present / cooler: | <input type="checkbox"/>            | <input checked="" type="checkbox"/> | <input type="checkbox"/>            |
| 2. Trip Blank listed on COC:    | <input type="checkbox"/>            | <input checked="" type="checkbox"/> | <input type="checkbox"/>            |
| 3. Samples preserved properly:  | <input checked="" type="checkbox"/> | <input type="checkbox"/>            |                                     |
| 4. VOCs headspace free:         | <input type="checkbox"/>            | <input type="checkbox"/>            | <input checked="" type="checkbox"/> |

**Sample Integrity - Documentation**

Y or N

- |  |                                     |                          |
|--|-------------------------------------|--------------------------|
| 1. Sample labels present on bottles:   | <input checked="" type="checkbox"/> | <input type="checkbox"/> |
| 2. Container labeling complete:        | <input checked="" type="checkbox"/> | <input type="checkbox"/> |
| 3. Sample container label / COC agree: | <input checked="" type="checkbox"/> | <input type="checkbox"/> |

**Sample Integrity - Condition**

Y or N

- |                                  |                                     |                          |
|----------------------------------|-------------------------------------|--------------------------|
| 1. Sample recvd within HT:       | <input checked="" type="checkbox"/> | <input type="checkbox"/> |
| 2. All containers accounted for: | <input checked="" type="checkbox"/> | <input type="checkbox"/> |
| 3. Condition of sample:          | Intact                              |                          |

**Sample Integrity - Instructions**

Y or N

N/A

- |   |                                     |                                     |                                     |
|---|-------------------------------------|-------------------------------------|-------------------------------------|
| 1. Analysis requested is clear:           | <input checked="" type="checkbox"/> | <input type="checkbox"/>            |                                     |
| 2. Bottles received for unspecified tests | <input type="checkbox"/>            | <input checked="" type="checkbox"/> |                                     |
| 3. Sufficient volume recvd for analysis:  | <input checked="" type="checkbox"/> | <input type="checkbox"/>            |                                     |
| 4. Compositing instructions clear:        | <input type="checkbox"/>            | <input type="checkbox"/>            | <input checked="" type="checkbox"/> |
| 5. Filtering instructions clear:          | <input type="checkbox"/>            | <input type="checkbox"/>            | <input checked="" type="checkbox"/> |

Comments

MC44792A: Chain of Custody

Page 2 of 3

6.1  
6

**Job Change Order: MC44792**

**Requested Date:** 4/4/2016 **Received Date:** 3/11/2016  
**Account Name:** GHD Services Inc. **Due Date:** 4/1/2016  
**Project Description:** Janesville Assembly Plant, Site 108, Janesville, WI **Deliverable:** FULL1  
**CSR:** jeremyv **TAT (Days):** 1

=====  
**Sample #:** MC44792-1 through 8 **Change:**  
**Dept:** Upgrade to FULL1  
=====

**Above Changes Per:** Jeremy Vienneau **Date/Time:** 4/4/2016 10:36:57 AM

To Client: This Change Order is confirmation of the revisions, previously discussed with the SGS Accutest Client Service Representative.

### Internal Sample Tracking Chronicle

Accutest Labs of New England, Inc.

Job No: MC44792A

CRACT: Janesville Assembly Plant, Site 108, Janesville, WI  
 Project No: 58505 SSOW Ref. 058507-108014-001

Sample Number	Method	Analyzed	By	Prepped	By	Test Codes
MC44792-1	Collected: 09-MAR-16 12:45	By: JN	Received: 11-MAR-16	By: AS		
SE-030916-JN-001						
MC44792-1	GUSTAFSSON 2001 MOD	MAR-16 14:44	KP	31-MAR-16	KP	BCAR
MC44792-2	Collected: 09-MAR-16 14:25	By: JN	Received: 11-MAR-16	By: AS		
SE-030916-JN-004						
MC44792-2	GUSTAFSSON 2001 MOD	MAR-16 15:49	KP	31-MAR-16	KP	BCAR
MC44792-3	Collected: 09-MAR-16 15:45	By: JN	Received: 11-MAR-16	By: AS		
SE-030916-JN-007						
MC44792-3	GUSTAFSSON 2001 MOD	MAR-16 16:11	KP	31-MAR-16	KP	BCAR
MC44792-4	Collected: 10-MAR-16 09:35	By: JN	Received: 11-MAR-16	By: AS		
SE-031016-JN-011						
MC44792-4	GUSTAFSSON 2001 MOD	MAR-16 16:31	KP	31-MAR-16	KP	BCAR
MC44792-5	Collected: 10-MAR-16 10:35	By: JN	Received: 11-MAR-16	By: AS		
SE-031016-JN-014						
MC44792-5	GUSTAFSSON 2001 MOD	MAR-16 16:44	KP	31-MAR-16	KP	BCAR
MC44792-6	Collected: 10-MAR-16 11:40	By: JN	Received: 11-MAR-16	By: AS		
SE-031016-JN-018						
MC44792-6	GUSTAFSSON 2001 MOD	MAR-16 18:30	KP	31-MAR-16	KP	BCAR
MC44792-7	Collected: 10-MAR-16 12:50	By: JN	Received: 11-MAR-16	By: AS		
SE-031016-JN-021						
MC44792-7	GUSTAFSSON 2001 MOD	MAR-16 20:52	KP	31-MAR-16	KP	BCAR
MC44792-8	Collected: 10-MAR-16 14:05	By: JN	Received: 11-MAR-16	By: AS		
SE-031016-JN-024						
MC44792-8	GUSTAFSSON 2001 MOD	MAR-16 21:17	KP	31-MAR-16	KP	BCAR

# SGS Accutest Internal Chain of Custody

**Job Number:** MC44792A  
**Account:** ALNE Accutest Labs of New England, Inc.  
**Project:** CRACT: Janesville Assembly Plant, Site 108, Janesville, WI  
**Received:** 03/11/16

Sample.Bottle Number	Transfer FROM	Transfer TO	Date/Time	Reason
MC44792-1.1	Secured Storage	Alfredo Crespo	03/21/16 07:29	Retrieve from Storage
MC44792-1.1	Alfredo Crespo	Secured Staging Area	03/21/16 07:29	Return to Storage
MC44792-1.1	Secured Staging Area	Courtney Dringus	03/21/16 07:59	Retrieve from Storage
MC44792-1.1	Courtney Dringus	Secured Storage	03/21/16 10:09	Return to Storage
MC44792-2.1	Secured Storage	Alfredo Crespo	03/21/16 07:29	Retrieve from Storage
MC44792-2.1	Alfredo Crespo	Secured Staging Area	03/21/16 07:29	Return to Storage
MC44792-2.1	Secured Staging Area	Courtney Dringus	03/21/16 07:59	Retrieve from Storage
MC44792-2.1	Courtney Dringus	Secured Storage	03/21/16 10:09	Return to Storage
MC44792-3.1	Secured Storage	Alfredo Crespo	03/21/16 07:29	Retrieve from Storage
MC44792-3.1	Alfredo Crespo	Secured Staging Area	03/21/16 07:29	Return to Storage
MC44792-3.1	Secured Staging Area	Courtney Dringus	03/21/16 07:59	Retrieve from Storage
MC44792-3.1	Courtney Dringus	Secured Storage	03/21/16 10:09	Return to Storage
MC44792-4.1	Secured Storage	Alfredo Crespo	03/21/16 07:29	Retrieve from Storage
MC44792-4.1	Alfredo Crespo	Secured Staging Area	03/21/16 07:29	Return to Storage
MC44792-4.1	Secured Staging Area	Courtney Dringus	03/21/16 07:59	Retrieve from Storage
MC44792-4.1	Courtney Dringus	Secured Storage	03/21/16 10:09	Return to Storage
MC44792-5.1	Secured Storage	Alfredo Crespo	03/21/16 07:29	Retrieve from Storage
MC44792-5.1	Alfredo Crespo	Secured Staging Area	03/21/16 07:29	Return to Storage
MC44792-5.1	Secured Staging Area	Courtney Dringus	03/21/16 07:59	Retrieve from Storage
MC44792-5.1	Courtney Dringus	Secured Storage	03/21/16 10:09	Return to Storage
MC44792-6.1	Secured Storage	Alfredo Crespo	03/21/16 07:29	Retrieve from Storage
MC44792-6.1	Alfredo Crespo	Secured Staging Area	03/21/16 07:29	Return to Storage
MC44792-6.1	Secured Staging Area	Courtney Dringus	03/21/16 07:59	Retrieve from Storage
MC44792-6.1	Courtney Dringus	Secured Storage	03/21/16 10:09	Return to Storage
MC44792-7.1	Secured Storage	Alfredo Crespo	03/21/16 07:29	Retrieve from Storage
MC44792-7.1	Alfredo Crespo	Secured Staging Area	03/21/16 07:29	Return to Storage
MC44792-7.1	Secured Staging Area	Courtney Dringus	03/21/16 07:59	Retrieve from Storage
MC44792-7.1	Courtney Dringus	Secured Storage	03/21/16 10:09	Return to Storage
MC44792-8.1	Secured Storage	Alfredo Crespo	03/21/16 07:29	Retrieve from Storage
MC44792-8.1	Alfredo Crespo	Secured Staging Area	03/21/16 07:29	Return to Storage
MC44792-8.1	Secured Staging Area	Courtney Dringus	03/21/16 07:59	Retrieve from Storage
MC44792-8.1	Courtney Dringus	Secured Storage	03/21/16 10:09	Return to Storage
MC44792-8.1	Secured Storage	Sahara Feliciano	04/03/16 07:51	Retrieve from Storage
MC44792-8.1	Sahara Feliciano	Secured Staging Area	04/03/16 07:51	Return to Storage
MC44792-8.1	Secured Staging Area	Krimesh Patel	04/03/16 13:01	Retrieve from Storage
MC44792-8.1	Krimesh Patel	Secured Storage	04/03/16 15:20	Return to Storage

6.3

6

General Chemistry

QC Data Summaries

(Accutest New Jersey)

Includes the following where applicable:

- Method Blank and Blank Spike Summaries
- Duplicate Summaries
- Matrix Spike Summaries
- Instrument Runlogs/QC

METHOD BLANK AND SPIKE RESULTS SUMMARY  
GENERAL CHEMISTRY

Login Number: MC44792A  
Account: ALNE - Accutest Labs of New England, Inc.  
Project: CRACT: Janesville Assembly Plant, Site 108, Janesville, WI

Analyte	Batch ID	RL	MB Result	Units	Spike Amount	BSP Result	BSP %Recov	QC Limits
Black Carbon	GP96615/GN43400	2000	0.0	mg/kg	40000	41100	102.7	80-120%

Associated Samples:

Batch GP96615: MC44792-1A, MC44792-2A, MC44792-3A, MC44792-4A, MC44792-5A, MC44792-6A, MC44792-7A, MC44792-8A  
(\* ) Outside of QC limits

7.1  
7

DUPLICATE RESULTS SUMMARY  
GENERAL CHEMISTRY

Login Number: MC44792A  
Account: ALNE - Accutest Labs of New England, Inc.  
Project: CRACT: Janesville Assembly Plant, Site 108, Janesville, WI

Analyte	Batch ID	QC Sample	Units	Original Result	DUP Result	RPD	QC Limits
Black Carbon	GP96615/GN43466	MC44792-5A	mg/kg	13600	14500	6.4	0-20%

Associated Samples:

Batch GP96615: MC44792-1A, MC44792-2A, MC44792-3A, MC44792-4A, MC44792-5A, MC44792-6A, MC44792-7A, MC44792-8A  
(\* ) Outside of QC limits

7.2  
7



SGS Accutest Instrument Runlog  
Inorganics Analyses

Login Number: MC44792A  
Account: ALNE - Accutest Labs of New England, Inc.  
Project: CRACT: Janesville Assembly Plant, Site 108, Janesville, WI

File ID: D60331S2A.TXT Date Analyzed: 03/31/16 Methods: GUSTAFSSON 2001 MOD  
Analyst: KP Run ID: GN43400  
Parameters: Black Carbon

Time	Sample Description	Dilution Factor	PS Recov	Comments
08:47	GN43400-STD1	1		STDA
09:11	GN43400-STD2	1		STDB
09:48	GN43400-STD3	1		STDC
10:10	GN43400-STD4	1		STDD
10:30	GN43400-STD5	1		STDE
10:51	GN43400-STD6	1		STDF
11:15	GN43400-STD7	1		STDG
11:14	GN43400-CRI1	1		
11:24	GN43400-HSTD1	1		
11:35	GN43400-ICV1	1		
11:50	GN43400-CCV1	1		
13:42	GP96615-MB1	1		
13:49	GP96615-B1	1		
14:44	MC44792-1A	1		
15:49	MC44792-2A	1		
16:11	MC44792-3A	1		
16:31	MC44792-4A	1		
16:44	MC44792-5A	1		
18:30	MC44792-6A	1		
20:52	MC44792-7A	1		
21:17	MC44792-8A	1		
23:11	GN43400-CCV2	1		WRONG VOLUME AND WEIGHT ENTERED :MANUALLY CORRECTED RESULTS

Refer to raw data for calibration curve and standards.

7.3  
7

Instrument QC Summary  
Inorganics Analyses

Login Number: MC44792A

Account: ALNE - Accutest Labs of New England, Inc.

Project: CRACT: Janesville Assembly Plant, Site 108, Janesville, WI

File ID: D60331S2A.TXT

Date Analyzed: 03/31/16  
Run ID: GN43400

Methods: GUSTAFSSON 2001 MOD  
Units: mg/l

Sample Number	Parameter	Result	RL	IDL/MDL	True Value	% Recov.	QC Limits
GN43400-CRI1	Black Carbon	1200	2000	980	1000	120.0	70-130
GN43400-HSTD1	Black Carbon	51600	2000	980	50000	103.2	90-110
GN43400-ICV1	Black Carbon	20400	2000	980	20000	102.0	90-110
GN43400-CCV1	Black Carbon	26000	2000	980	25000	104.0	90-110
GN43400-CCV2	Black Carbon	25900	2000	980	25000	103.6	90-110

(!) Outside of QC limits

7.3  
7

SGS Accutest Instrument Runlog  
Inorganics Analyses

Login Number: MC44792A  
Account: ALNE - Accutest Labs of New England, Inc.  
Project: CRACT: Janesville Assembly Plant, Site 108, Janesville, WI

File ID: D60401S2.TXT      Date Analyzed: 04/01/16      Methods: GUSTAFSSON 2001 MOD  
Analyst: KP      Run ID: GN43466  
Parameters: Black Carbon

Time	Sample Description	Dilution Factor	PS Recov	Comments
08:47	GN43466-STD1	1		STDA
09:11	GN43466-STD2	1		STDB
09:48	GN43466-STD3	1		STDC
10:10	GN43466-STD4	1		STDD
10:30	GN43466-STD5	1		STDE
10:51	GN43466-STD6	1		STDF
11:15	GN43466-STD7	1		STDG
09:51	GN43466-CRI1	1		
10:27	GN43466-HSTD1	1		
10:41	GN43466-ICV1	1		
10:54	GN43466-CCV1	1		
15:52	GP96615-MB2	1		
16:01	GP96615-B2	1		
16:23	GP96615-D1	1		
16:32	GN43466-CCV2	1		

Refer to raw data for calibration curve and standards.

7.4  
7

Instrument QC Summary  
Inorganics Analyses

Login Number: MC44792A

Account: ALNE - Accutest Labs of New England, Inc.

Project: CRACT: Janesville Assembly Plant, Site 108, Janesville, WI

File ID: D60401S2.TXT

Date Analyzed: 04/01/16  
Run ID: GN43466

Methods: GUSTAFSSON 2001 MOD  
Units: mg/l

Sample Number	Parameter	Result	RL	IDL/MDL	True Value	% Recov.	QC Limits
GN43466-CRI1	Black Carbon	1090	2000	980	1000	109.0	70-130
GN43466-HSTD1	Black Carbon	51800	2000	980	50000	103.6	90-110
GN43466-ICV1	Black Carbon	20700	2000	980	20000	103.5	90-110
GN43466-CCV1	Black Carbon	25200	2000	980	25000	100.8	90-110
GN43466-CCV2	Black Carbon	25600	2000	980	25000	102.4	90-110

(!) Outside of QC limits

7.4  
7

General Chemistry

---

Raw Data

(Accutest New Jersey)

---

LABORATORY REVIEW SIGNATURE FORM  
(To be stored with the raw data)

File ID: D60331S2A.TXT  
Analyst: KP

Date Analyzed: 03/31/16  
Run ID: GN43400

Methods: GUSTAFSSON 2001 MOD

The following analyst(s) have reviewed this run and attest that, to the best of their knowledge, this documentation is complete and correct:

Analyst: KP Date 04/01/16

Analyst: \_\_\_\_\_ Date \_\_\_\_\_

Analyst: \_\_\_\_\_ Date \_\_\_\_\_

Analyst: \_\_\_\_\_ Date \_\_\_\_\_

Analyst: \_\_\_\_\_ Date \_\_\_\_\_

Analyst: \_\_\_\_\_ Date \_\_\_\_\_

Analyst: \_\_\_\_\_ Date \_\_\_\_\_

The following supervisor or their designee has reviewed this run and attests that, to the best of their knowledge, this documentation is complete and correct:

Supervisor (or designee): [Signature] Date 07 April 16

8.1  
8

	Type	Sample Nam	Sample ID	Origin	Manual	Result	Status
1	Unknown	CRI		TOCSSMCAL.met	1.000	SSM-TC:0.1203mg	Completed
2	Unknown	HSTD		TOCSSMCAL.met	1.000	SSM-TC:5.162mg/	Completed
3	Unknown	ICV		TOCSSMCAL.met	1.000	SSM-TC:2.043mg/	Completed
4	Unknown	CCV		TOCSSMCAL.met	1.000	SSM-TC:2.603mg/	Completed
5	Unknown	GP96615-M	BCAR	TOCSSM.met	1.000	SSM-TC:-0.00079	Completed
6	Unknown	GP96615-B1	Ⓟ	TOCSSM.met	1.000	SSM-TC:2.054mg/	Completed
7	Unknown	MC44792-1		TOCSSM.met	1.000	SSM-TC:0.5048mg	Completed
8	Unknown	MC44792-2		TOCSSM.met	1.000	SSM-TC:0.7843mg	Completed
9	Unknown	MC44792-3		TOCSSM.met	1.000	SSM-TC:1.429mg/	Completed
10	Unknown	MC44792-4		TOCSSM.met	1.000	SSM-TC:0.7068mg	Completed
11	Unknown	MC44792-5		TOCSSM.met	1.000	SSM-TC:0.5813mg	Completed
12	Unknown	MC44792-6		TOCSSM.met	1.000	SSM-TC:0.5991mg	Completed
13	Unknown	MC44792-7		TOCSSM.met	1.000	SSM-TC:0.8136mg	Completed
14	Unknown	MC44792-8		TOCSSM.met	1.000	SSM-TC:0.4305mg	Completed
15	Unknown	CCV		TOCSSM.met	1.000	SSM-TC:1034mg/	Completed

#4. K.P  
4/1/16  
2.54 mg/L  
wrong volume/  
Entered  
manual  
correct

GN43400

60331s2a.TOC  
BCAR  
K.P  
4/1/16

①



**ACCUTEST**

BCAR

Test: Total Organic Carbon

Product: TOC

Method: Corp. Eng. 81 M/SW846 9060 M or EPA Region 2 Lloyd Kahn (circle one)

RDL = 1000 mg/kg or 100 mg/kg (circle one)

Units = mg/kg

Balance ID: B-39

GN Batch ID GN4340

Date 03/22/16

Analyst K.P.

Sample ID	Sample Weight	Bottle #	Sample Description & comments
CPI			
KSTD			
DEL			
CEU			
XP96615-MB1	0.0500		
	0.0500		
XP96615-B1	0.0500		
	0.0500		
MC44792-1A	0.0504	1	
	0.0502		
	0.0503		
	0.0508		
MC44792-2A	0.0527	1	
	0.0504		
	0.0517		
	0.0508		
MC44792-3A	0.0527	1	
	0.0508		
	0.0504		
	0.0530		
MC44792-4A	0.0548	1	
	0.0504		
	0.0562		
	0.0572		

Analyst: K.P. Date: 3/31/16 QC Reviewer: \_\_\_\_\_ Date: \_\_\_\_\_  
 Manager Review: \_\_\_\_\_ Date: \_\_\_\_\_

Comments:  
51: 100 ul of 20,000 mg/l eq of 2 → 0.05 gm of silica sand  
TV: 20,000 mg/l eq

Form: GN058-01  
 Rev. Date: 11/11/08

8.1  
8



2



Test: Total Organic Carbon

Product: TOC

Method: Corp. Eng. 81 M/SW 846 9060 M or EPA Region 2 Lloyd Kahn (circle one)

RDL = 1000 mg/kg or 100 mg/kg (circle one)

BCAR

Units = mg/kg

Balance ID: B-39

GN Batch ID: CAH43400

Date: 3/31/16

Analyst: K.P.

Sample ID	Sample Weight	Bottle #	Sample Description & comments
MC44792-5A	0.0548	1	
	0.0542		
	0.0564		
	0.0574		
MC44792-6A	0.0540	1	
	0.0524		
	0.0573		
	0.0540		
MC44792-7A	0.0548	1	
	0.0538		
	0.0566		
	0.0550		
MC44792-8A	0.0553	1	
	0.0584		
	0.0548		
	0.0508		
cel			

Analyst: K.P. Date: 3/31/16 QCReviewer: \_\_\_\_\_ Date: \_\_\_\_\_  
 Manager Review: \_\_\_\_\_ Date: \_\_\_\_\_  
 Comments: \_\_\_\_\_

Form: GN058-01  
 Rev. Date: 11/11/08

8.1  
8



GENERAL CHEMISTRY STANDARD PREPARATION LOG

Balance: 8-39

Glass Pipet: class A

Product: TOC

GN or GP Number: CK-143400

Intermediate Standard Description	Stock used to prepare standard	Stock concentration	Stock volume used in ml	Diluent	Final Volume	Final Conc. of Intermediate (mg/l)	Expiration Date	Analyst	Date
Glucose STDs GME-3-46864-TOC	Pishers 146279 07-11-03-16-120	Sucrose	47.5g	DI H <sub>2</sub> O	100 mL	200,000	04/22/16	K.P	03/25/16
GME-3-46865-TOC	Pishers 138002 05-20-20	Glucose	12.5g	↓	↓	50,000	↓	↓	↓
Standard Description	Intermediate or Stock used to prepare standard	Intermediate or Stock concentration	Intermediate or Stock volume used in ml	Diluent	Final Volume	Final Conc. of Standard (mg/l)	Expiration Date	Analyst	Date
Sucrose STDs GME-3-46866-TOC	GME-3-46864-TOC	200,000	0.5	DI H <sub>2</sub> O	100 mL	1000	04/22/16	K.P	03/25/16
GME-3-46867-TOC	↓	↓	2.5	↓	↓	5000	↓	↓	↓
GME-3-46868-TOC	↓	↓	5.0	↓	↓	10000	↓	↓	↓
GME-3-46869-TOC	↓	↓	12.5	↓	↓	25000	↓	↓	↓
GME-3-46870-TOC	↓	↓	20.0	↓	↓	40000	↓	↓	↓
GME-3-46871-TOC	↓	↓	25.0	↓	↓	50000	↓	↓	↓
Glucose STDs GME-3-46872-TOC	GME-3-46865-TOC	50,000	40.0	DI H <sub>2</sub> O	100 mL	20,000	04/22/16	K.P	03/25/16
GME-3-46873-TOC	↓	↓	50.0	↓	↓	25,000	↓	↓	↓

GME-3-46877-TOC  
GME-3-46898-TOC  
K.P  
03/25/16

1121



CML 43400

### Reagent Information Log - TOC - Soil

Reagent	Reagent # or Manufacturer/Lot	Exp:
Sucrose Stock Solution, 200000 mg/L	CNE3-46864-TOC	04/22/16
Glucose Stock Solution, 50000 ug/L	CNE3-46865-TOC	04/22/16
Glucose Check Solution, 25000 ug/L	CNE3-46873-TOC	04/22/16
Nitric Acid, Reagent Grade	Fisher #4115080-TOC	09/10/18
Glucose <sup>Check</sup> <del>Stock</del> Solution, 20000 ug/L	CNE3-46872-TOC	04/22/16

All standards and stocks were made as described in the SOP for this method (circle one): Y or N  
 If no (N), see attached page for standards prep.

Form: GN-087 1-66  
 Rev. Date: 4/26/01

# TOC-Control L Report

d60328s1.toc.tlx

**Instr. Information**

Instrument Options  
Catalyst

TOC/SSM/Spurge Kit/  
Regular Sensitivity

**Cal. Curve**

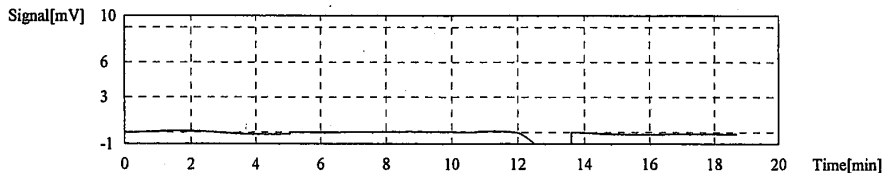
Sample Name: Untitled  
Sample ID: Untitled  
Cal. Curve: d60328s1.2016\_03\_28\_08\_38\_43.cal  
Status: Completed

TYPE	Label
Standard	SSM-TC

AbsC: 0.000ug

No	Area	CNV	AbsC	Weight	Chan	TS	Date/Time
1	0.000	0.000	0.000ug	100.0mg	*****		3/28/2016 8:47:29 AM
2	0.000	0.000	0.000ug	100.0mg	*****		3/28/2016 8:54:14 AM
3	0.000	0.000	0.000ug	100.0mg	*****		3/28/2016 8:59:23 AM
4	0.000	0.000	0.000ug	100.0mg	*****		3/28/2016 9:05:42 AM

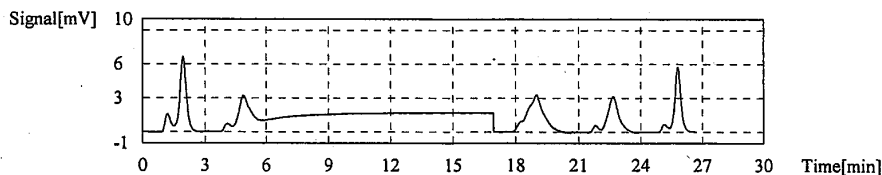
Mean Area 0.000  
Mean CNV 0.000



AbsC: 0.01000ug

No	Area	CNV	AbsC	Weight	Chan	TS	Date/Time
1	18.07	18.07	0.01000ug	100.0mg	*****		3/28/2016 9:11:24 AM
2	54.60	54.60	0.01000ug	100.0mg	T*****	E	3/28/2016 9:28:26 AM
3	18.54	18.54	0.01000ug	100.0mg	*****		3/28/2016 9:33:26 AM
4	12.61	12.61	0.01000ug	100.0mg	*****		3/28/2016 9:39:15 AM
5	12.85	12.85	0.01000ug	100.0mg	*****		3/28/2016 9:43:59 AM

Mean Area 15.52  
Mean CNV 15.52



AbsC: 0.05000ug

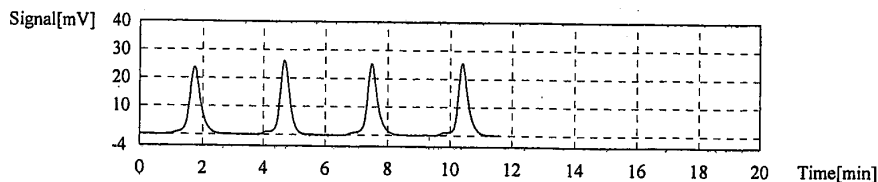
No	Area	CNV	AbsC	Weight	Chan	TS	Date/Time
1	58.04	58.04	0.05000ug	100.0mg	*****		3/28/2016 9:48:40 AM
2	58.33	58.33	0.05000ug	100.0mg	*****		3/28/2016 9:54:39 AM
3	59.15	59.15	0.05000ug	100.0mg	*****		3/28/2016 10:00:01 AM
4	59.40	59.40	0.05000ug	100.0mg	*****		3/28/2016 10:04:29 AM

8.1  
8

# TOC-Control L Report

d60328s1.toc.tlx

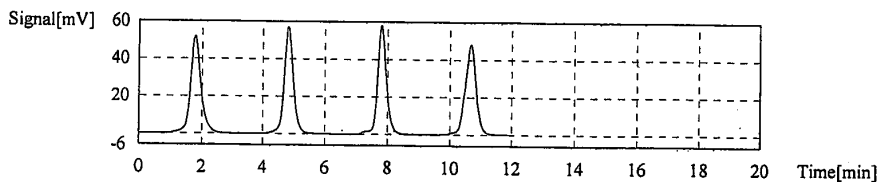
Mean Area 58.73  
Mean CNV 58.73



AbsC: 0.1000ug

No.	Area	CNV	Abs.C	Weight	Ret.	Exc.	Date/Time
1	117.3	117.3	0.1000ug	100.0mg	*****		3/28/2016 10:10:16 AM
2	116.4	116.4	0.1000ug	100.0mg	*****		3/28/2016 10:14:31 AM
3	115.3	115.3	0.1000ug	100.0mg	*****		3/28/2016 10:20:27 AM
4	116.5	116.5	0.1000ug	100.0mg	*****		3/28/2016 10:25:18 AM

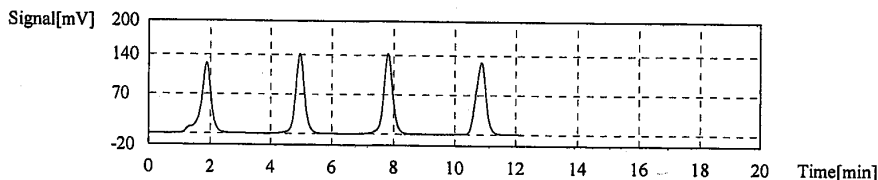
Mean Area 116.4  
Mean CNV 116.4



AbsC: 0.2500ug

No.	Area	CNV	Abs.C	Weight	Ret.	Exc.	Date/Time
1	294.2	294.2	0.2500ug	100.0mg	*****		3/28/2016 10:30:16 AM
2	296.7	296.7	0.2500ug	100.0mg	*****		3/28/2016 10:35:24 AM
3	293.9	293.9	0.2500ug	100.0mg	*****		3/28/2016 10:40:29 AM
4	292.9	292.9	0.2500ug	100.0mg	*****		3/28/2016 10:45:32 AM

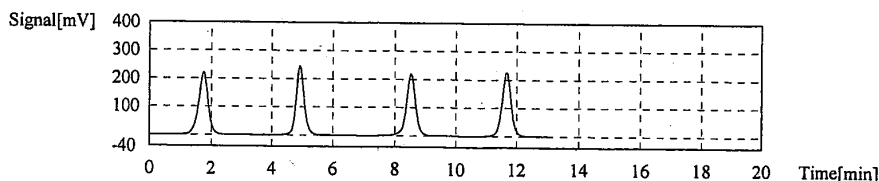
Mean Area 294.4  
Mean CNV 294.4



AbsC: 0.4000ug

No.	Area	CNV	Abs.C	Weight	Ret.	Exc.	Date/Time
1	469.2	469.2	0.4000ug	100.0mg	*****		3/28/2016 10:51:47 AM
2	465.1	465.1	0.4000ug	100.0mg	*****		3/28/2016 10:56:35 AM
3	469.2	469.2	0.4000ug	100.0mg	*****		3/28/2016 11:01:03 AM
4	465.5	465.5	0.4000ug	100.0mg	*****		3/28/2016 11:11:04 AM

Mean Area 467.3  
Mean CNV 467.3



AbsC: 0.5000ug

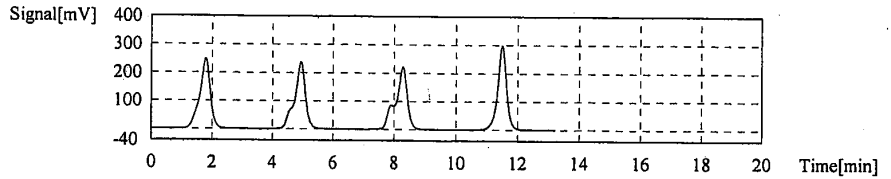
8.1  
8

# TOC-Control L Report

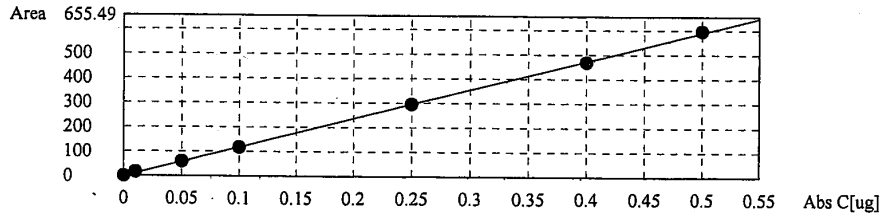
d60328s1.toc.tlx

No.	Area	CNV	Abs C	Weight	Flag	Ex	Date/Time
1	595.1	595.1	0.5000ug	100.0mg	*****		3/28/2016 11:15:58 AM
2	589.9	589.9	0.5000ug	100.0mg	*****		3/28/2016 11:21:03 AM
3	592.0	592.0	0.5000ug	100.0mg	*****		3/28/2016 11:25:34 AM
4	606.6	606.6	0.5000ug	100.0mg	*****		3/28/2016 11:30:19 AM

Mean Area 595.9  
Mean CNV 595.9



Slope: 1181  
Intercept: 0.09389  
r<sup>2</sup>: 0.9998  
r: 0.9999  
Zero Shift: No



$$y = 1181(x) + 0.09389$$

8.1  
8

# TOC-Control L Report

d60331s2a.toc.tx

**Instr.Information**

Instrument Options: TOC/SSM/Sparge Kit/  
Catalyst: Regular Sensitivity

**Sample**

Sample Name: CRI  
Sample ID:  
Origin: TOCSSMCAL.met  
Status: Completed  
Chk. Result

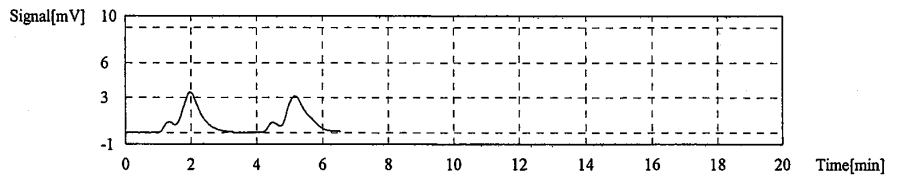
Sample	Method	Weight	Volume	Result
Unknown	SSM-TC	1.000	1.000mg/uL	SSM-TC:0.1203mg/L

1. Det

Anal.: SSM-TC

Run	Time	Conc	Weight	Volume	File Name	Date/Time
1	14.42	0.1213mg/L	100.0mg	100uL	d60328s1.2016_03_28_08_38_43.cal	3/31/2016 11:14:50 AM
2	14.18	0.1192mg/L	100.0mg	100uL	d60328s1.2016_03_28_08_38_43.cal	3/31/2016 11:19:14 AM

Mean Conc. 0.1203mg/L  
CV Conc 1.19%



**Sample**

Sample Name: HSTD  
Sample ID:  
Origin: TOCSSMCAL.met  
Status: Completed  
Chk. Result

Sample	Method	Weight	Volume	Result
Unknown	SSM-TC	1.000	1.000mg/uL	SSM-TC:5.162mg/L

1. Det

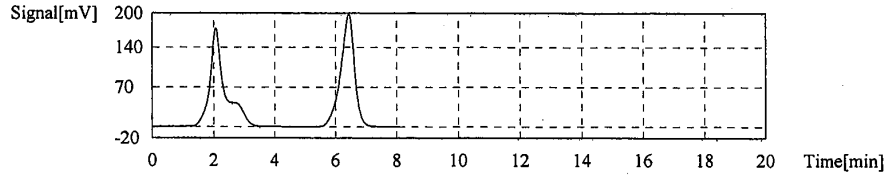
Anal.: SSM-TC

Run	Time	Conc	Weight	Volume	File Name	Date/Time
1	598.6	5.066mg/L	100.0mg	100uL	d60328s1.2016_03_28_08_38_43.cal	3/31/2016 11:24:22 AM
2	621.2	5.258mg/L	100.0mg	100uL	d60328s1.2016_03_28_08_38_43.cal	3/31/2016 11:30:05 AM

# TOC-Control L Report

d60331s2a.toc.tlx

Mean Conc. 5.162mg/L  
CV Conc 2.62%



**Sample**

Sample Name: ICV  
Sample ID: TOCSSMCAL.met  
Origin: Completed  
Status: Completed  
Chk. Result

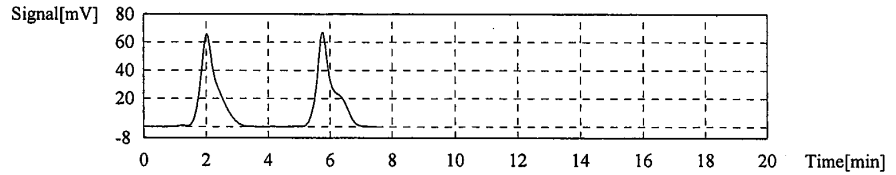
Sample	Weight	Volume	Concentration	Result
Unknown	SSM-TC	1.000	1.000mg/uL	SSM-TC:2.043mg/L

1. Det

Anal.: SSM-TC

Run	Area	Height	Conc	Weight	Volume	File Name	Date/Time
1	238.9	238.9	2.022mg/L	100.0mg	100uL	d60328s1.2016_03_28_08_38_43.cal	3/31/2016 11:35:42 AM
2	243.9	243.9	2.064mg/L	100.0mg	100uL	d60328s1.2016_03_28_08_38_43.cal	3/31/2016 11:40:56 AM

Mean Conc. 2.043mg/L  
CV Conc 1.47%



**Sample**

Sample Name: CCV  
Sample ID: TOCSSMCAL.met  
Origin: Completed  
Status: Completed  
Chk. Result

Sample	Weight	Volume	Concentration	Result
Unknown	SSM-TC	1.000	1.000mg/uL	SSM-TC:2.603mg/L

1. Det

Anal.: SSM-TC

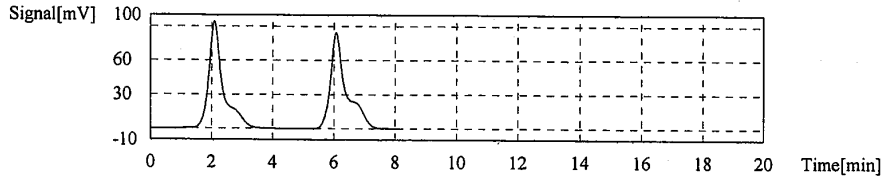
Run	Area	Height	Conc	Weight	Volume	File Name	Date/Time
1	307.1	307.1	2.599mg/L	100.0mg	100uL	d60328s1.2016_03_28_08_38_43.cal	3/31/2016 11:50:22 AM
2	308.0	308.0	2.606mg/L	100.0mg	100uL	d60328s1.2016_03_28_08_38_43.cal	3/31/2016 11:57:43 AM



# TOC-Control L Report

d60331s2a.toc.tlx

Mean Conc. 2.603mg/L  
CV Conc 0.21%



**Sample**

Sample Name: GP96615-MB1  
Sample ID: BCAR  
Origin: TOCSSM.met  
Status: Completed  
Chk. Result

Sample	Anal.	Volume	Conc.	Result
Unknown	SSM-TC	1.000	1.000mg/uL	SSM-TC: 0.00079mg/L

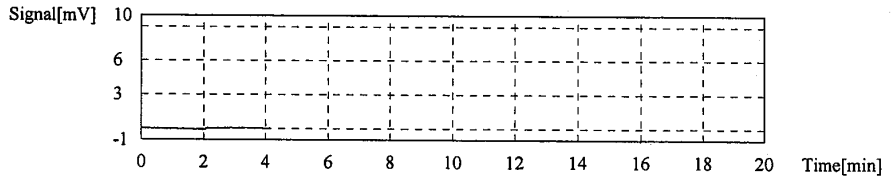
1. Det

Anal.: SSM-TC

*0.00158*

No.	Time	Conc.	Origin	Volume	Cal	Date/Time
1	0.000	0.000	-0.00079mg/L	100.0mg	50 100uL	d60328s1.2016_03_28_08_38_43.cal
2	0.000	0.000	-0.00079mg/L	100.0mg	50 100uL	d60328s1.2016_03_28_08_38_43.cal

Mean Conc. -0.00079mg/L  
CV Conc 0.00%



**Sample**

Sample Name: GP96615-B1  
Sample ID: BCAR  
Origin: TOCSSM.met  
Status: Completed  
Chk. Result

*\*4.11.P*

Sample	Anal.	Volume	Conc.	Result
Unknown	SSM-TC	1.000	1.000mg/uL	SSM-TC: 2.054mg/L

1. Det

Anal.: SSM-TC

*4.128mg/L*

No.	Time	Conc.	Origin	Volume	Cal	Date/Time
1	243.8	243.8	2.053mg/L	100.0mg	50 100uL	d60328s1.2016_03_28_08_38_43.cal
2	241.7	241.7	2.045mg/L	100.0mg	50 100uL	d60328s1.2016_03_28_08_38_43.cal

*4.09mg/L*

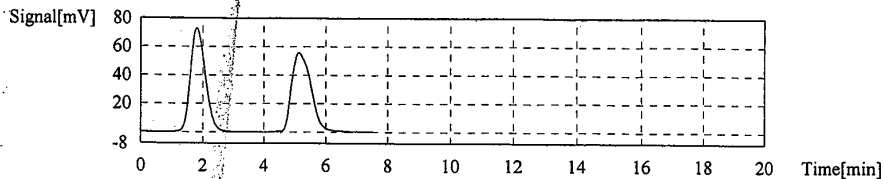
*\*4.11.P*

*4.105mg/L*

# TOC-Control L Report

d60331s2a.toc.tx

Mean Conc. 2.054mg/L  
CV Conc 0.61%



**Sample**

Sample Name: MC44792-1A  
Sample ID:  
Origin: TOCSSM.met  
Status: Completed  
Chk. Result

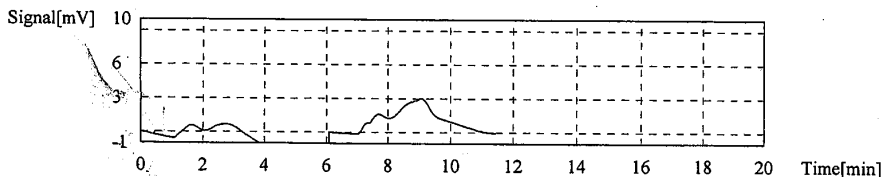
Date	Time	Method/Injection	Conc	Result
Unknown	SSM-TC	1.000	1.000mg/uL	SSM-TC:0.5048mg/L

1. Det

Anal.: SSM-TC

No	Time	Conc	Weight	Volume	File Name	Date/Time	
1	24.94	24.94	0.4173mg/L	50.40mg	50uL	d60328s1.2016_03_28_08_38_43.cal	3/31/2016 2:44:11 PM
2	35.22	35.36	0.5923mg/L	50.20mg	50uL	d60328s1.2016_03_28_08_38_43.cal	3/31/2016 2:50:31 PM

Mean Conc. 0.5048mg/L  
CV Conc 24.51%



**Sample**

Sample Name: MC44792-2A  
Sample ID:  
Origin: TOCSSM.met  
Status: Completed  
Chk. Result

Date	Time	Method/Injection	Conc	Result
Unknown	SSM-TC	1.000	1.000mg/uL	SSM-TC:0.7843mg/L

1. Det

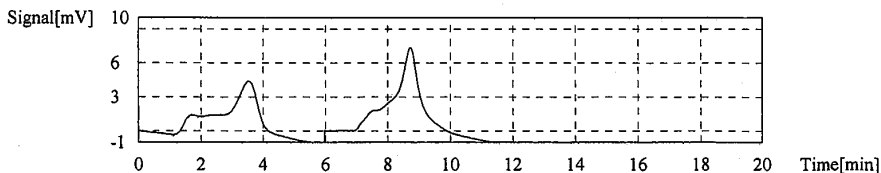
Anal.: SSM-TC

No	Time	Conc	Weight	Volume	File Name	Date/Time	
1	43.06	43.06	0.6902mg/L	52.70mg	52uL	d60328s1.2016_03_28_08_38_43.cal	3/31/2016 3:49:57 PM
2	52.39	54.78	0.8784mg/L	50.40mg	50uL	d60328s1.2016_03_28_08_38_43.cal	3/31/2016 4:01:03 PM

# TOC-Control L Report

d60331s2a.toc.tx

Mean Conc. 0.7843mg/L  
CV Conc 16.97%



**Sample**

Sample Name: MC44792-3A  
Sample ID:  
Origin: TOCSSM.met  
Status: Completed  
Chk. Result

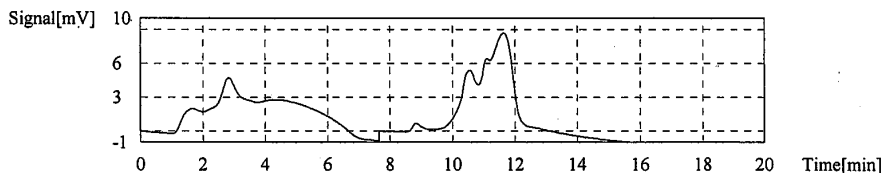
Unknown	SSM-TC	1.000	1.000mg/uL	SSM-TC:1.429mg/L
---------	--------	-------	------------	------------------

1. Det

Anal.: SSM-TC

Run	Time	Conc	Weight	Vol	File	Date	
1	90.60	90.60	1.454mg/L	52.70mg	52uL	d60328s1.2016_03_28_08_38_43.cal	3/31/2016 4:11:30 PM
2	84.37	87.53	1.404mg/L	50.80mg	50uL	d60328s1.2016_03_28_08_38_43.cal	3/31/2016 4:22:20 PM

Mean Conc. 1.429mg/L  
CV Conc 2.45%



**Sample**

Sample Name: MC44792-4A  
Sample ID:  
Origin: TOCSSM.met  
Status: Completed  
Chk. Result

Unknown	SSM-TC	1.000	1.000mg/uL	SSM-TC:0.7068mg/L
---------	--------	-------	------------	-------------------

1. Det

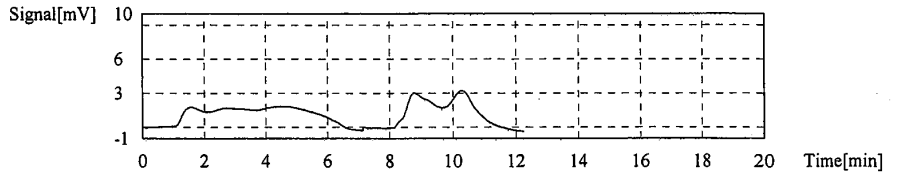
Anal.: SSM-TC

Run	Time	Conc	Weight	Vol	File	Date	
1	48.19	48.19	0.7429mg/L	54.80mg	54uL	d60328s1.2016_03_28_08_38_43.cal	3/31/2016 4:31:10 PM
2	40.02	43.51	0.6706mg/L	50.40mg	50uL	d60328s1.2016_03_28_08_38_43.cal	3/31/2016 4:37:42 PM

# TOC-Control L Report

d60331s2a.toc.tx

Mean Conc. 0.7068mg/L  
CV Conc 7.24%



**Sample**

Sample Name: MC44792-5A  
Sample ID:  
Origin: TOCSSM.met  
Status: Completed  
Chk. Result

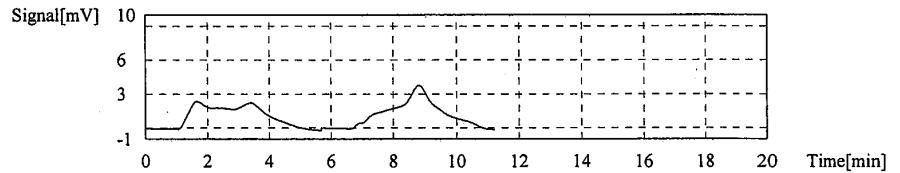
Type	Anal	Method	Volume	Density	Result
Unknown	SSM-TC		1.000	1.000mg/uL	SSM-TC:0.5813mg/L

1. Det

Anal.: SSM-TC

Run	Time	Area	Conc	Weight	Vol	Cal File	Date / Time
1	36.30	36.30	0.5593mg/L	54.80mg	54uL	d60328s1.2016_03_28_08_38_43.cal	3/31/2016 4:44:13 PM
2	38.72	39.13	0.6033mg/L	54.20mg	54uL	d60328s1.2016_03_28_08_38_43.cal	3/31/2016 4:57:43 PM

Mean Conc. 0.5813mg/L  
CV Conc 5.35%



**Sample**

Sample Name: MC447921-6A  
Sample ID:  
Origin: TOCSSM.met  
Status: Completed  
Chk. Result

Type	Anal	Method	Volume	Density	Result
Unknown	SSM-TC		1.000	1.000mg/uL	SSM-TC:0.5991mg/L

1. Det

Anal.: SSM-TC

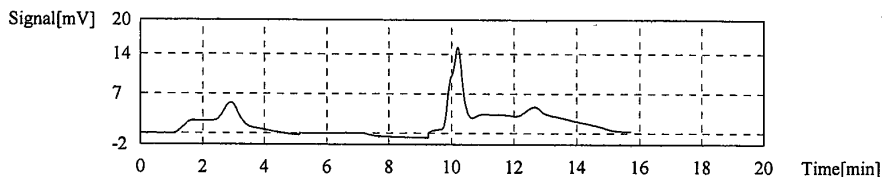
8.1  
8

# TOC-Control L Report

d60331s2a.toc.tlx

Run	Sample	Conc	Conc	Conc	Conc	Conc	File	Date	Time
1	43.84	43.84	0.6858mg/L	54.00mg	54uL		d60328s1.2016_03_28_08_38_43.cal	3/31/2016	6:30:02 PM
2	0.000	0.000	-0.00152mg/L	52.40mg	52uL		d60328s1.2016_03_28_08_38_43.cal	3/31/2016	6:33:31 PM
3	0.000	0.000	-0.00139mg/L	57.30mg	57uL		d60328s1.2016_03_28_08_38_43.cal	3/31/2016	7:54:34 PM
4	109.4	109.4	1.713mg/L	54.00mg	54uL		d60328s1.2016_03_28_08_38_43.cal	3/31/2016	8:02:41 PM

Mean Conc. 0.5991mg/L  
CV Conc 135.29%



**Sample**

Sample Name: MC44792-7A  
Sample ID:  
Origin: TOCSSM.met  
Status: Completed  
Chk. Result

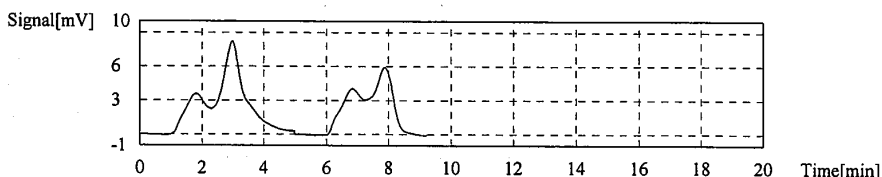
Type	Conc	Method	Volume	Conc	Result
Unknown	SSM-TC	1.000	1.000mg/uL		SSM-TC:0.8136mg/L

1. Det

Anal.: SSM-TC

Run	Sample	Conc	Conc	Conc	Conc	Conc	File	Date	Time
1	57.64	57.64	0.8889mg/L	54.80mg	54uL		d60328s1.2016_03_28_08_38_43.cal	3/31/2016	8:52:30 PM
2	47.02	47.89	0.7383mg/L	53.80mg	53uL		d60328s1.2016_03_28_08_38_43.cal	3/31/2016	9:09:12 PM

Mean Conc. 0.8136mg/L  
CV Conc 13.09%



**Sample**

Sample Name: MC44792-8A  
Sample ID:  
Origin: TOCSSM.met  
Status: Completed  
Chk. Result

Type	Conc	Method	Volume	Conc	Result
Unknown	SSM-TC	1.000	1.000mg/uL		SSM-TC:0.4305mg/L

1. Det

# TOC-Control L Report

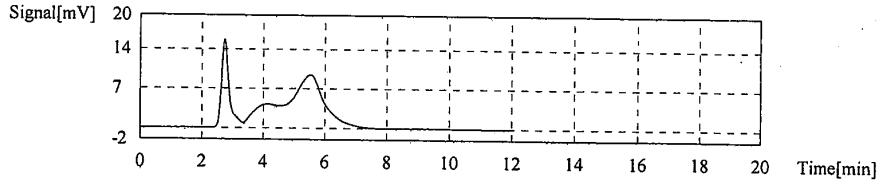
d60331s2.toc.tlx

Anal.: SSM-TC

No.	Area	Conv.	Conc.	Weight	Volume	Ex.	Cal. Curve	Date/Time
1	0.000	0.000	-0.00144mg/L	55.30mg	55uL		d60328s1.2016_03_28_08_38_43.cal	3/31/2016 9:17:23 PM
2	119.2	112.9	1.726mg/L	58.40mg	58uL		d60328s1.2016_03_28_08_38_43.cal	3/31/2016 9:53:46 PM
3	0.000	0.000	-0.00145mg/L	54.80mg	54uL		d60328s1.2016_03_28_08_38_43.cal	3/31/2016 9:57:21 PM
4	0.000	0.000	-0.00156mg/L	50.80mg	50uL		d60328s1.2016_03_28_08_38_43.cal	3/31/2016 10:46:58 PM

Mean Conc. 0.4305mg/L  
CV Conc 200.69%

(2)



**Sample**

Sample Name: CCV  
Sample ID:  
Origin: TOCSSM.met  
Status: Completed  
Chk. Result

Type	Anal.	Manual Dilution	Density	Result
Unknown	SSM-TC	1.000	1.000mg/uL	SSM-TC:102.4mg/L

1. Det

Anal.: SSM-TC

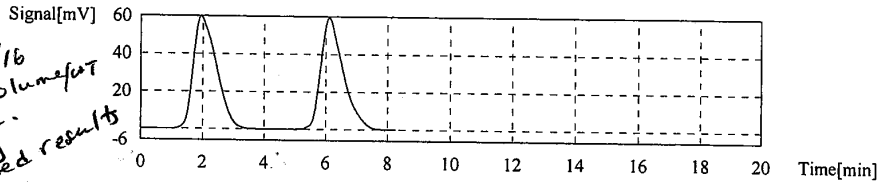
2.59mg/L

No.	Area	Conv.	Conc.	Weight	Volume	Ex.	Cal. Curve	Date/Time
1	311.9	311.9	2.64 105.6mg/L	2.500mg	100 2uL		d60328s1.2016_03_28_08_38_43.cal	3/31/2016 11:11:47 PM
2	299.0	299.0	2.53 101.2mg/L	2.500mg	100 2uL		d60328s1.2016_03_28_08_38_43.cal	3/31/2016 11:17:03 PM

Mean Conc. 102.4mg/L  
CV Conc 2.99%

2.59  
by  
6-1-Apauk

(2) → 9/1/16  
wrong volume for  
entered.  
Manually  
corrected results



**Sample**

Sample Name:  
Sample ID:  
Origin: TOCSSM.met  
Status: Defined  
Chk. Result

Type	Anal.	Manual Dilution	Density	Result
Unknown	SSM-TC	1.000	1.000mg/uL	SSM-TC:0.000mg/L

LABORATORY REVIEW SIGNATURE FORM  
(To be stored with the raw data)

File ID: D60401S2.TXT  
Analyst: KP

Date Analyzed: 04/01/16  
Run ID: GN43466

Methods: GUSTAFSSON 2001 MOD

The following analyst(s) have reviewed this run and attest that, to the best of their knowledge, this documentation is complete and correct:

Analyst:         *KP*         Date         *4/01/16*        

Analyst: \_\_\_\_\_ Date \_\_\_\_\_

Analyst: \_\_\_\_\_ Date \_\_\_\_\_

Analyst: \_\_\_\_\_ Date \_\_\_\_\_

Analyst: \_\_\_\_\_ Date \_\_\_\_\_

Analyst: \_\_\_\_\_ Date \_\_\_\_\_


Analyst: \_\_\_\_\_ Date \_\_\_\_\_

The following supervisor or their designee has reviewed this run and attests that, to the best of their knowledge, this documentation is complete and correct:

Supervisor (or designee):         *[Signature]*         Date         *01 April*        

8.2  
8

C:\TOC-L\1Data\60401s2.toc.tlx

	Type	Sample Nam	Sample ID	Origin	Manual	Result	Status
1	Unknown	CRI		TOCSSMCAL.met	1.000	SSM-TC:0.1094mg	Completed
2	Unknown	HSTD		TOCSSMCAL.met	1.000	SSM-TC:5.179mg/	Completed
3	Unknown	ICV		TOCSSMCAL.met	1.000	SSM-TC:2.068mg/	Completed
4	Unknown	CCV		TOCSSMCAL.met	1.000	SSM-TC:2.515mg/	Completed
5	Unknown	GP96615-M	BCAR	TOCSSM.met	1.000	SSM-TC:0.00238m	Completed
6	Unknown	GP96615-B2		TOCSSM.met	1.000	SSM-TC:4.118mg/	Completed
7	Unknown	GP96615-D1	MC4792-5	TOCSSM.met	1.000	SSM-TC:0.6207mg	Completed
8	Unknown	CCV		TOCSSMCAL.met	1.000	SSM-TC:2.555mg/	Completed

K.P

CRI 43466

04/11/16







GENERAL CHEMISTRY STANDARD PREPARATION LOG

Balance: 8-29

Glass Pipet: class A

Product: TOC

GN or GP Number: 688

GN U3466

Intermediate Standard Description	Stock used to prepare standard	Stock concentration	Stock volume used in ml	Diluent	Final Volume	Final Conc. of Intermediate (mg/l)	Expiration Date	Analyst	Date
GN E3-46864-TOC	Fishers 146279 07-11-03 16 120	Sucrose	47.5g	DI H <sub>2</sub> O	100 mL	200,000	04/22/16	K.P	03/25/16
GN E3-46865-TOC	Fishers 198002 05-20-20	Glucose	12.5g			50,000			
Standard Description	Intermediate or Stock used to prepare standard	Intermediate or Stock concentration	Intermediate or Stock volume used in ml	Diluent	Final Volume	Final Conc. of Standard (mg/l)	Expiration Date	Analyst	Date
Sucrose STDs									
GN E3-46866-TOC	GN E3-46864-TOC	200,000	0.5	DI H <sub>2</sub> O	100 mL	1000	04/22/16	K.P	03/25/16
GN E3-46867-TOC			2.5			5000			
GN E3-46868-TOC			5.0			10000			
GN E3-46869-TOC			12.5			25000			
GN E3-46870-TOC			20.0			40000			
GN E3-46871-TOC			25.0			50000			
Glucose STDs									
GN E3-46872-TOC	GN E3-46865-TOC	50,000	40.0	DI H <sub>2</sub> O	100 mL	20,000	04/22/16	K.P	03/25/16
GN E3-46873-TOC			50.0			25,000			

GN E3-46867-TOC

GN E3-46868-TOC

K.P  
03/25/16

1421



GN43466

### Reagent Information Log - TOC - Soil

Reagent	Reagent # or Manufacturer/Lot	<u>Exp:</u>
Sucrose Stock Solution, 200000 mg/L	CXNE3-46864-TOC	04/22/16
Glucose Stock Solution, 50000 ug/L	CXNE3-46865-TOC	04/22/16
Glucose Check Solution, 25000 ug/L	CXNE3-46873-TOC	04/22/16
Nitric Acid, Reagent Grade	Fisher #4115080-TOC	09/10/18
Glucose <sup>Check</sup> <del>Stock</del> Solution, 20000 ug/L	CXNE3-46872-TOC	04/22/16

All standards and stocks were made as described in the SOP for this method (circle one): Y or N  
If no (N), see attached page for standards prep.

Form: GN-087 1-66  
Rev. Date: 4/26/01

# TOC-Control L Report

d60328s1.toc.tlx

**Instr. Information**

Instrument Options  
Catalyst

TOC/SSM/Sparg Kit/  
Regular Sensitivity

**Cal. Curve**

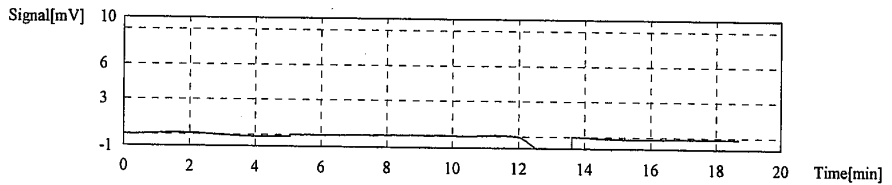
Sample Name: Untitled  
Sample ID: Untitled  
Cal. Curve: d60328s1.2016\_03\_28\_08\_38\_43.cal  
Status: Completed

Wgt	Anal
Standard	SSM-TC

AbsC: 0.000ug

No	Area	CNV	AbsC	Weight	Ret	Ex	Date/Time
1	0.000	0.000	0.000ug	100.0mg	*****		3/28/2016 8:47:29 AM
2	0.000	0.000	0.000ug	100.0mg	*****		3/28/2016 8:54:14 AM
3	0.000	0.000	0.000ug	100.0mg	*****		3/28/2016 8:59:23 AM
4	0.000	0.000	0.000ug	100.0mg	*****		3/28/2016 9:05:42 AM

Mean Area: 0.000  
Mean CNV: 0.000

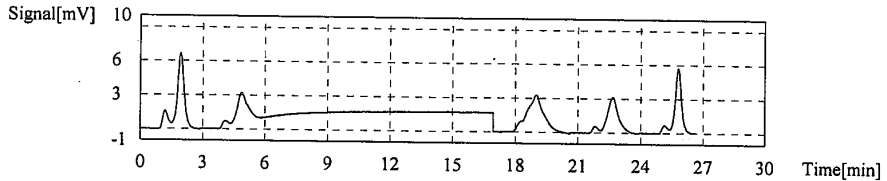


AbsC: 0.01000ug

No	Area	CNV	AbsC	Weight	Ret	Ex	Date/Time
1	18.07	18.07	0.01000ug	100.0mg	*****		3/28/2016 9:11:24 AM
2	54.60	54.60	0.01000ug	100.0mg	T*****	E	3/28/2016 9:28:26 AM
3	18.54	18.54	0.01000ug	100.0mg	*****		3/28/2016 9:33:26 AM
4	12.61	12.61	0.01000ug	100.0mg	*****		3/28/2016 9:39:15 AM
5	12.85	12.85	0.01000ug	100.0mg	*****		3/28/2016 9:43:59 AM

*excluded: O-ring not in proper place  
cxd 3/28/16*

Mean Area: 15.52  
Mean CNV: 15.52



AbsC: 0.05000ug

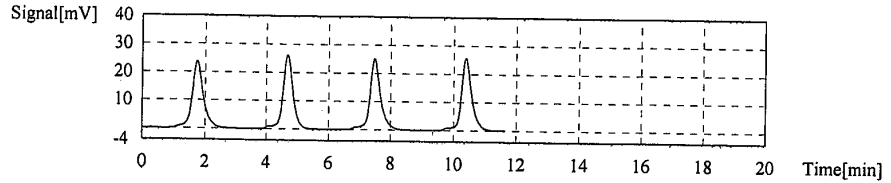
No	Area	CNV	AbsC	Weight	Ret	Ex	Date/Time
1	58.04	58.04	0.05000ug	100.0mg	*****		3/28/2016 9:48:40 AM
2	58.33	58.33	0.05000ug	100.0mg	*****		3/28/2016 9:54:39 AM
3	59.15	59.15	0.05000ug	100.0mg	*****		3/28/2016 10:00:01 AM
4	59.40	59.40	0.05000ug	100.0mg	*****		3/28/2016 10:04:29 AM

8.2  
8

# TOC-Control L Report

d60328s1.toc.tlx

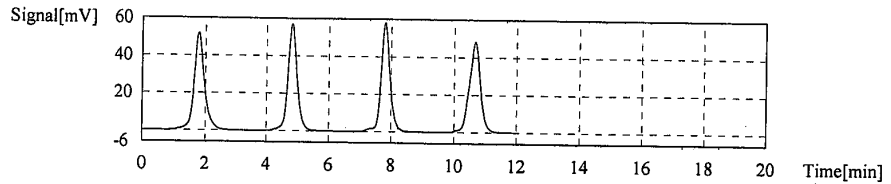
Mean Area 58.73  
Mean CNV 58.73



AbsC: 0.1000ug

No.	Area	CNV	Abs.C	Weight	Rem	Ex	Date/Time
1	117.3	117.3	0.1000ug	100.0mg	*****		3/28/2016 10:10:16 AM
2	116.4	116.4	0.1000ug	100.0mg	*****		3/28/2016 10:14:31 AM
3	115.3	115.3	0.1000ug	100.0mg	*****		3/28/2016 10:20:27 AM
4	116.5	116.5	0.1000ug	100.0mg	*****		3/28/2016 10:25:18 AM

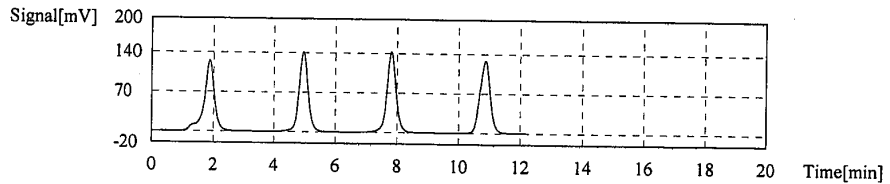
Mean Area 116.4  
Mean CNV 116.4



AbsC: 0.2500ug

No.	Area	CNV	Abs.C	Weight	Rem	Ex	Date/Time
1	294.2	294.2	0.2500ug	100.0mg	*****		3/28/2016 10:30:16 AM
2	296.7	296.7	0.2500ug	100.0mg	*****		3/28/2016 10:35:24 AM
3	293.9	293.9	0.2500ug	100.0mg	*****		3/28/2016 10:40:29 AM
4	292.9	292.9	0.2500ug	100.0mg	*****		3/28/2016 10:45:32 AM

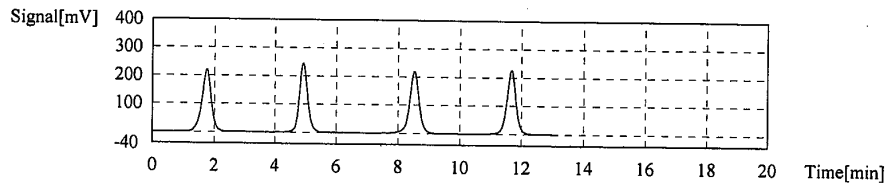
Mean Area 294.4  
Mean CNV 294.4



AbsC: 0.4000ug

No.	Area	CNV	Abs.C	Weight	Rem	Ex	Date/Time
1	469.2	469.2	0.4000ug	100.0mg	*****		3/28/2016 10:51:47 AM
2	465.1	465.1	0.4000ug	100.0mg	*****		3/28/2016 10:56:35 AM
3	469.2	469.2	0.4000ug	100.0mg	*****		3/28/2016 11:01:03 AM
4	465.5	465.5	0.4000ug	100.0mg	*****		3/28/2016 11:11:04 AM

Mean Area 467.3  
Mean CNV 467.3



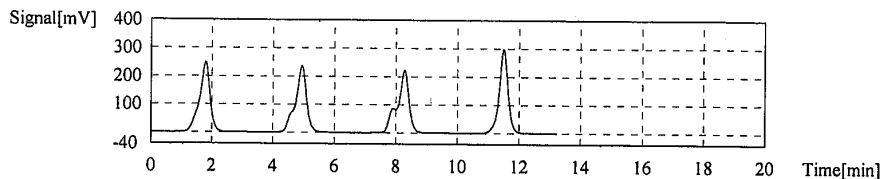
AbsC: 0.5000ug

# TOC-Control L Report

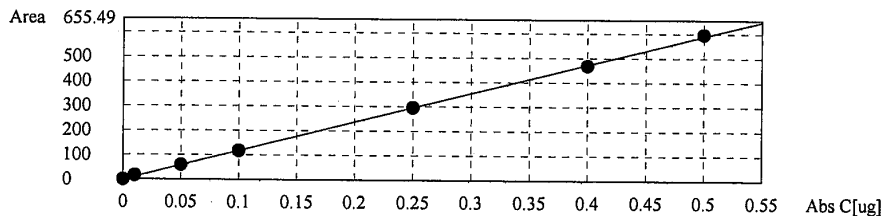
d60328s1.toc.tx

No.	Area	CNV	Abs C	Weight	Ret	Ex	Date/Time
1	595.1	595.1	0.5000ug	100.0mg	*****		3/28/2016 11:15:58 AM
2	589.9	589.9	0.5000ug	100.0mg	*****		3/28/2016 11:21:03 AM
3	592.0	592.0	0.5000ug	100.0mg	*****		3/28/2016 11:25:34 AM
4	606.6	606.6	0.5000ug	100.0mg	*****		3/28/2016 11:30:19 AM

Mean Area 595.9  
 Mean CNV 595.9



Slope: 1181  
 Intercept: 0.09389  
 r<sup>2</sup>: 0.9998  
 r: 0.9999  
 Zero Shift: No



8.2  
8

# TOC-Control L Report

d60401s2.toc.tlx

**Instr. Information**

Instrument Options: TOC/SSM/Sparge Kit/  
Catalyst: Regular Sensitivity

**Sample**

Sample Name: CRI  
Sample ID:  
Origin: TOCSSMCAL.met  
Status: Completed  
Chk. Result:

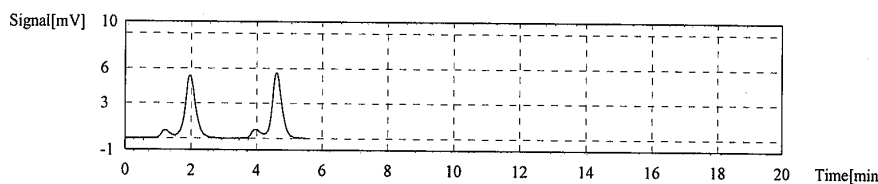
Type	Anal.	Manual Dilution	Density	Result
Unknown	SSM-TC	1.000	1.000mg/uL	SSM-TC:0.1094mg/L

1. Det

Anal.: SSM-TC

No.	Area	CONV	Conc	Weight	Volume	EX	Cal. Curve	Date/Time
1	13.01	13.01	0.1093mg/L	100.0mg	100uL		d60328s1.2016_03_28_08_38_43.cal	4/1/2016 9:51:28 AM
2	13.03	13.03	0.1095mg/L	100.0mg	100uL		d60328s1.2016_03_28_08_38_43.cal	4/1/2016 9:59:11 AM

Mean Conc. 0.1094mg/L  
CV Conc 0.11%



**Sample**

Sample Name: HSTD  
Sample ID:  
Origin: TOCSSMCAL.met  
Status: Completed  
Chk. Result:

Type	Anal.	Manual Dilution	Density	Result
Unknown	SSM-TC	1.000	1.000mg/uL	SSM-TC:5.179mg/L

1. Det

Anal.: SSM-TC

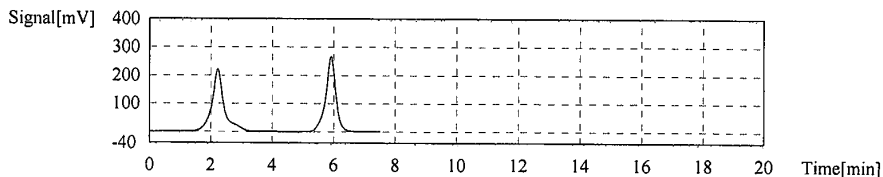
No.	Area	CONV	Conc	Weight	Volume	EX	Cal. Curve	Date/Time
1	613.4	613.4	5.192mg/L	100.0mg	100uL		d60328s1.2016_03_28_08_38_43.cal	4/1/2016 10:27:42 AM
2	610.4	610.4	5.166mg/L	100.0mg	100uL		d60328s1.2016_03_28_08_38_43.cal	4/1/2016 10:35:26 AM

8.2  
8

# TOC-Control L Report

d60401s2.toc.tlx

Mean Conc. 5.179mg/L  
CV Conc 0.35%



**Sample**

Sample Name: ICV  
Sample ID:  
Origin: TOCSSMCAL.met  
Status: Completed  
Chk. Result

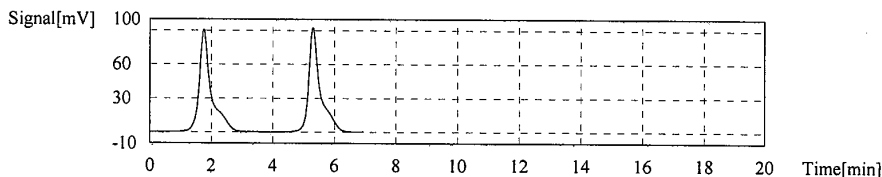
Type	Anal.	Manual Dilution	Density	Result
Unknown	SSM-TC	1.000	1.000mg/uL	SSM-TC:2.068mg/L

1. Det

Anal.: SSM-TC

No	Area	ONV	Conc	Weight	Volume	Ex	Cal. Curve	Date/Time
1	246.3	246.3	2.084mg/L	100.0mg	100uL		d60328s1.2016_03_28_08_38_43.cal	4/1/2016 10:41:31 AM
2	242.4	242.4	2.051mg/L	100.0mg	100uL		d60328s1.2016_03_28_08_38_43.cal	4/1/2016 10:47:43 AM

Mean Conc. 2.068mg/L  
CV Conc 1.13%



**Sample**

Sample Name: CCV  
Sample ID:  
Origin: TOCSSMCAL.met  
Status: Completed  
Chk. Result

Type	Anal.	Manual Dilution	Density	Result
Unknown	SSM-TC	1.000	1.000mg/uL	SSM-TC:2.515mg/L

1. Det

Anal.: SSM-TC

No	Area	ONV	Conc	Weight	Volume	Ex	Cal. Curve	Date/Time
1	293.3	293.3	2.482mg/L	100.0mg	100uL		d60328s1.2016_03_28_08_38_43.cal	4/1/2016 10:54:03 AM
2	301.1	301.1	2.548mg/L	100.0mg	100uL		d60328s1.2016_03_28_08_38_43.cal	4/1/2016 11:00:39 AM

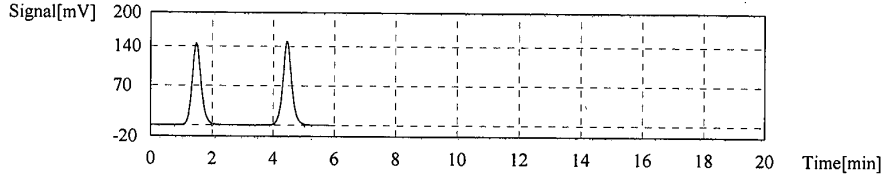
8.2  
8



# TOC-Control L Report

d60401s2.toc.tfx

Mean Conc. 2.515mg/L  
CV Conc 1.86%



**Sample**

Sample Name: GP96615-MB2  
Sample ID: BCAR  
Origin: TOCSSM.met  
Status: Completed  
Chk. Result

Type	Anal.	Manual Dilution	Density	Result
Unknown	SSM-TC	1.000	1.000mg/uL	SSM-TC:0.00238mg/L

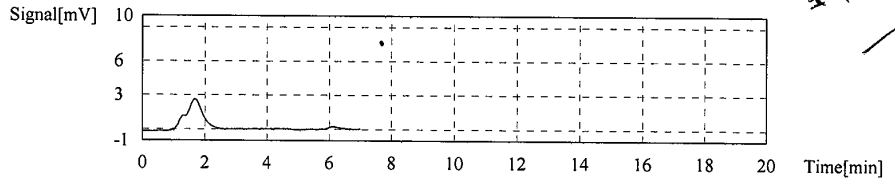
1. Det

Anal.: SSM-TC

No.	Area	ONV	Conc.	Weight	Volume	Ex	Cal. Curve	Date/Time
1	10.24	10.24	0.1718mg/L	50.00mg	50uL	B	d60328s1.2016_03_28_08_38_43.cal	4/1/2016 3:49:19 PM
2	0.000	0.000	-0.00159mg/L	50.00mg	50uL		d60328s1.2016_03_28_08_38_43.cal	4/1/2016 3:52:05 PM
3	0.4687	0.4687	0.00635mg/L	50.00mg	50uL		d60328s1.2016_03_28_08_38_43.cal	4/1/2016 3:56:34 PM

*wrong boat was pushed  
- H.K.P*

Mean Conc. 0.00238mg/L  
CV Conc 235.96%



**Sample**

Sample Name: GP96615-B2  
Sample ID:  
Origin: TOCSSM.met  
Status: Completed  
Chk. Result

Type	Anal.	Manual Dilution	Density	Result
Unknown	SSM-TC	1.000	1.000mg/uL	SSM-TC:4.118mg/L

1. Det

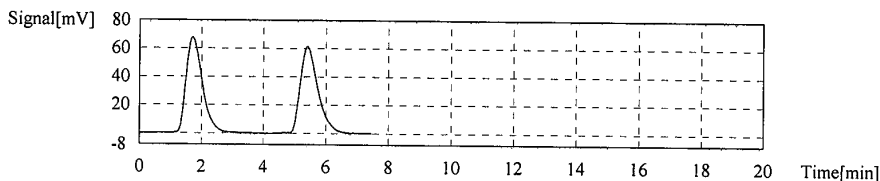
Anal.: SSM-TC

No.	Area	ONV	Conc.	Weight	Volume	Ex	Cal. Curve	Date/Time
1	246.6	246.6	4.173mg/L	50.00mg	50uL		d60328s1.2016_03_28_08_38_43.cal	4/1/2016 4:01:12 PM
2	240.1	240.1	4.063mg/L	50.00mg	50uL		d60328s1.2016_03_28_08_38_43.cal	4/1/2016 4:06:01 PM

# TOC-Control L Report

d60401s2.toc.tlx

Mean Conc. 4.118mg/L  
CV Conc 1.89%



**Sample**

Sample Name: GP96615-D1  
Sample ID: MC44792-5A  
Origin: TOCSSM.met  
Status: Completed  
Chk. Result

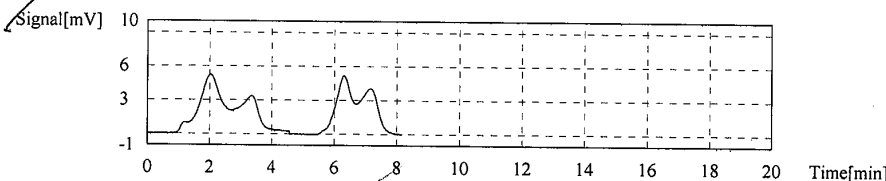
Type	Anal.	Manual Dilution	Density	Result
Unknown	SSM-TC	1.000	1.000mg/uL	SSM-TC:0.6207mg/L

1. Det

Anal.: SSM-TC

No.	Area	QNV	Conc.	Weight	Volume	Ex.	Cal Curve	Date/Time
1	40.60	40.60	0.6658mg/L	51.50mg	51uL	d60328s1.2016_03_28_08_38_43.cal		4/1/2016 4:23:34 PM
2	34.64	35.12	0.5757mg/L	50.80mg	50uL	d60328s1.2016_03_28_08_38_43.cal		4/1/2016 4:27:38 PM

Mean Conc. 0.6207mg/L  
CV Conc 10.27%



**Sample**

Sample Name: CCV  
Sample ID:  
Origin: TOCSSMCAL.met  
Status: Completed  
Chk. Result

Type	Anal.	Manual Dilution	Density	Result
Unknown	SSM-TC	1.000	1.000mg/uL	SSM-TC:2.555mg/L

1. Det

Anal.: SSM-TC

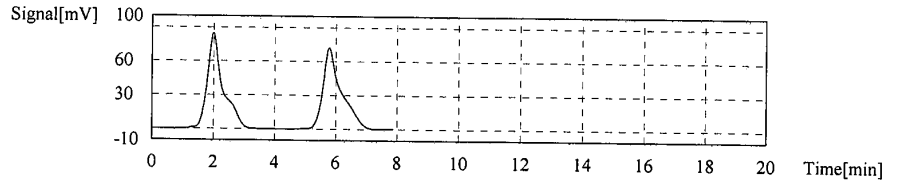
No.	Area	QNV	Conc.	Weight	Volume	Ex.	Cal Curve	Date/Time
1	302.2	302.2	2.557mg/L	100.0mg	100uL	d60328s1.2016_03_28_08_38_43.cal		4/1/2016 4:32:06 PM
2	301.7	301.7	2.553mg/L	100.0mg	100uL	d60328s1.2016_03_28_08_38_43.cal		4/1/2016 4:37:02 PM

8.2  
8

# TOC-Control L Report

d60401s2.toc.tlx

Mean Conc. 2.555mg/L  
CV Conc 0.12%



8.2  
8

General Chemistry

QC Data Summaries

---

Includes the following where applicable:

- Percent Solids Raw Data Summary

# Percent Solids Raw Data Summary

**Job Number:** MC44792A  
**Account:** CRACT GHD Services Inc.  
**Project:** Janesville Assembly Plant, Site 108, Janesville, WI

---

**Sample:** MC44792-1      **Analyzed:** 23-MAR-16 by EL      **Method:** SM 2540G-97 MOD  
**ClientID:** SE-030916-JN-001

Wet Weight (Total)	26.229	g
Tare Weight	20.398	g
Dry Weight (Total)	22.836	g
Solids, Percent	41.8	%

---

**Sample:** MC44792-2      **Analyzed:** 23-MAR-16 by EL      **Method:** SM 2540G-97 MOD  
**ClientID:** SE-030916-JN-004

Wet Weight (Total)	29.011	g
Tare Weight	21.885	g
Dry Weight (Total)	25.363	g
Solids, Percent	48.8	%

---

**Sample:** MC44792-3      **Analyzed:** 23-MAR-16 by EL      **Method:** SM 2540G-97 MOD  
**ClientID:** SE-030916-JN-007

Wet Weight (Total)	26.101	g
Tare Weight	20.031	g
Dry Weight (Total)	23.146	g
Solids, Percent	51.3	%

---

**Sample:** MC44792-4      **Analyzed:** 23-MAR-16 by EL      **Method:** SM 2540G-97 MOD  
**ClientID:** SE-031016-JN-011

Wet Weight (Total)	37.729	g
Tare Weight	26.07	g
Dry Weight (Total)	34.989	g
Solids, Percent	76.5	%

---

**Sample:** MC44792-5      **Analyzed:** 23-MAR-16 by EL      **Method:** SM 2540G-97 MOD  
**ClientID:** SE-031016-JN-014

Wet Weight (Total)	25.345	g
Tare Weight	17.069	g
Dry Weight (Total)	20.611	g
Solids, Percent	42.8	%

---

**Sample:** MC44792-6      **Analyzed:** 23-MAR-16 by EL      **Method:** SM 2540G-97 MOD  
**ClientID:** SE-031016-JN-018

Wet Weight (Total)	33.762	g
Tare Weight	25.877	g
Dry Weight (Total)	30.025	g
Solids, Percent	52.6	%

---

9.1  
9

# Percent Solids Raw Data Summary

**Job Number:** MC44792A  
**Account:** CRACT GHD Services Inc.  
**Project:** Janesville Assembly Plant, Site 108, Janesville, WI

---

**Sample:** MC44792-7      **Analyzed:** 23-MAR-16 by EL      **Method:** SM 2540G-97 MOD  
**ClientID:** SE-031016-JN-021

Wet Weight (Total)	28.717	g
Tare Weight	18.822	g
Dry Weight (Total)	22.663	g
Solids, Percent	38.8	%

---

**Sample:** MC44792-8      **Analyzed:** 23-MAR-16 by EL      **Method:** SM 2540G-97 MOD  
**ClientID:** SE-031016-JN-024

Wet Weight (Total)	28.845	g
Tare Weight	18.9	g
Dry Weight (Total)	23.556	g
Solids, Percent	46.8	%

9.1  
9

# TestAmerica

THE LEADER IN ENVIRONMENTAL TESTING

## ANALYTICAL REPORT

TestAmerica Laboratories, Inc.

TestAmerica Canton

4101 Shuffel Street NW

North Canton, OH 44720

Tel: (330)497-9396

TestAmerica Job ID: 240-61959-2

Client Project/Site: 58505, Janesville WI, SSOW 108014

For:

GHD Services Inc.

45 Farmington Valley Drive

Plainville, Connecticut 06062

Attn: Ms. Kathy Shaw



Authorized for release by:

5/13/2016 3:12:30 PM

Denise Heckler, Project Manager II

(330)966-9477

[denise.heckler@testamericainc.com](mailto:denise.heckler@testamericainc.com)



### LINKS

Review your project  
results through

TotalAccess

Have a Question?



Visit us at:

[www.testamericainc.com](http://www.testamericainc.com)

*This report has been electronically signed and authorized by the signatory. Electronic signature is intended to be the legally binding equivalent of a traditionally handwritten signature.*

*Results relate only to the items tested and the sample(s) as received by the laboratory.*

1

2

3

4

5

6

7

8

9

10

11

12

13



# Table of Contents

Cover Page . . . . .	1
Table of Contents . . . . .	2
Definitions/Glossary . . . . .	3
Case Narrative . . . . .	4
Method Summary . . . . .	5
Sample Summary . . . . .	6
Detection Summary . . . . .	7
Client Sample Results . . . . .	8
QC Sample Results . . . . .	9
QC Association Summary . . . . .	11
Lab Chronicle . . . . .	12
Certification Summary . . . . .	13
Chain of Custody . . . . .	14



# Definitions/Glossary

Client: GHD Services Inc.  
Project/Site: 58505, Janesville WI, SSOW 108014

TestAmerica Job ID: 240-61959-2

## Qualifiers

### Metals

Qualifier	Qualifier Description
H	Sample was prepped or analyzed beyond the specified holding time
J	Reported value was between the limit of detection and the limit of quantitation.
B	Compound was found in the blank and sample.

## Glossary

Abbreviation	These commonly used abbreviations may or may not be present in this report.
α	Listed under the "D" column to designate that the result is reported on a dry weight basis
%R	Percent Recovery
CFL	Contains Free Liquid
CNF	Contains no Free Liquid
DER	Duplicate error ratio (normalized absolute difference)
Dil Fac	Dilution Factor
DL, RA, RE, IN	Indicates a Dilution, Re-analysis, Re-extraction, or additional Initial metals/anion analysis of the sample
DLC	Decision level concentration
MDA	Minimum detectable activity
EDL	Estimated Detection Limit
MDC	Minimum detectable concentration
MDL	Method Detection Limit
ML	Minimum Level (Dioxin)
NC	Not Calculated
ND	Not detected at the reporting limit (or MDL or EDL if shown)
PQL	Practical Quantitation Limit
QC	Quality Control
RER	Relative error ratio
RL	Reporting Limit or Requested Limit (Radiochemistry)
RPD	Relative Percent Difference, a measure of the relative difference between two points
TEF	Toxicity Equivalent Factor (Dioxin)
TEQ	Toxicity Equivalent Quotient (Dioxin)

# Case Narrative

Client: GHD Services Inc.  
Project/Site: 58505, Janesville WI, SSOW 108014

TestAmerica Job ID: 240-61959-2

---

**Job ID: 240-61959-2**

---

**Laboratory: TestAmerica Canton**

## Narrative

---

**Job Narrative**  
**240-61959-2**

## Comments

No additional comments.

## Receipt

The samples were received on 3/10/2016 11:30 AM; the samples arrived in good condition, properly preserved and, where required, on ice. The temperatures of the 2 coolers at receipt time were 2.1° C and 2.7° C.

## Metals

Method(s) 7470A: Due to login oversight, the following sample(s) were requested outside of preparation holding time: SE-030916-JN-010 (240-61959-10).

No additional analytical or quality issues were noted, other than those described above or in the Definitions/Glossary page.

## Organic Prep

No analytical or quality issues were noted, other than those described in the Definitions/Glossary page.



# Method Summary

Client: GHD Services Inc.  
Project/Site: 58505, Janesville WI, SSOW 108014

TestAmerica Job ID: 240-61959-2

Method	Method Description	Protocol	Laboratory
6010B	Metals (ICP)	SW846	TAL CAN
7470A	Mercury (CVAA)	SW846	TAL CAN

**Protocol References:**

SW846 = "Test Methods For Evaluating Solid Waste, Physical/Chemical Methods", Third Edition, November 1986 And Its Updates.

**Laboratory References:**

TAL CAN = TestAmerica Canton, 4101 Shuffel Street NW, North Canton, OH 44720, TEL (330)497-9396



# Sample Summary

Client: GHD Services Inc.  
Project/Site: 58505, Janesville WI, SSOW 108014

TestAmerica Job ID: 240-61959-2

---

Lab Sample ID	Client Sample ID	Matrix	Collected	Received
240-61959-10	SE-030916-JN-010	Solid	03/09/16 16:00	03/10/16 11:30

---

- 1
- 2
- 3
- 4
- 5
- 6
- 7
- 8
- 9
- 10
- 11
- 12
- 13

# Detection Summary

Client: GHD Services Inc.  
Project/Site: 58505, Janesville WI, SSOW 108014

TestAmerica Job ID: 240-61959-2

**Client Sample ID: SE-030916-JN-010**

**Lab Sample ID: 240-61959-10**

Analyte	Result	Qualifier	LOQ	LOD	Unit	Dil Fac	D	Method	Prep Type
Arsenic	0.067	J	0.50	0.0029	mg/L	1		6010B	TCLP
Barium	1.2	J B	10.0	0.0010	mg/L	1		6010B	TCLP
Cadmium	0.011	J	0.10	0.00014	mg/L	1		6010B	TCLP
Chromium	0.0054	J B	0.50	0.00055	mg/L	1		6010B	TCLP
Lead	1.2		0.50	0.0019	mg/L	1		6010B	TCLP
Mercury	0.00013	J H	0.0020	0.000090	mg/L	1		7470A	TCLP

This Detection Summary does not include radiochemical test results.

TestAmerica Canton



# Client Sample Results

Client: GHD Services Inc.  
 Project/Site: 58505, Janesville WI, SSOW 108014

TestAmerica Job ID: 240-61959-2

**Client Sample ID: SE-030916-JN-010**

**Lab Sample ID: 240-61959-10**

**Date Collected: 03/09/16 16:00**

**Matrix: Solid**

**Date Received: 03/10/16 11:30**

**Method: 6010B - Metals (ICP) - TCLP**

Analyte	Result	Qualifier	LOQ	LOD	Unit	D	Prepared	Analyzed	Dil Fac
Arsenic	0.067	J	0.50	0.0029	mg/L		05/11/16 11:18	05/12/16 16:24	1
Barium	1.2	J B	10.0	0.0010	mg/L		05/11/16 11:18	05/12/16 16:24	1
Cadmium	0.011	J	0.10	0.00014	mg/L		05/11/16 11:18	05/12/16 16:24	1
Chromium	0.0054	J B	0.50	0.00055	mg/L		05/11/16 11:18	05/12/16 16:24	1
Lead	1.2		0.50	0.0019	mg/L		05/11/16 11:18	05/12/16 16:24	1
Selenium	<0.0040		0.25	0.0040	mg/L		05/11/16 11:18	05/12/16 16:24	1
Silver	<0.00092		0.50	0.00092	mg/L		05/11/16 11:18	05/12/16 16:24	1

**Method: 7470A - Mercury (CVAA) - TCLP**

Analyte	Result	Qualifier	LOQ	LOD	Unit	D	Prepared	Analyzed	Dil Fac
Mercury	0.00013	J H	0.0020	0.000090	mg/L		05/11/16 12:00	05/12/16 11:29	1



# QC Sample Results

Client: GHD Services Inc.  
Project/Site: 58505, Janesville WI, SSOW 108014

TestAmerica Job ID: 240-61959-2

## Method: 6010B - Metals (ICP)

**Lab Sample ID: MB 240-229849/2-A**  
**Matrix: Solid**  
**Analysis Batch: 230193**

**Client Sample ID: Method Blank**  
**Prep Type: Total/NA**  
**Prep Batch: 229849**

Analyte	MB Result	MB Qualifier	LOQ	LOD	Unit	D	Prepared	Analyzed	Dil Fac
Arsenic	<0.0029		0.50	0.0029	mg/L		05/11/16 11:18	05/12/16 16:16	1
Barium	<0.0010		10.0	0.0010	mg/L		05/11/16 11:18	05/12/16 16:16	1
Cadmium	<0.00014		0.10	0.00014	mg/L		05/11/16 11:18	05/12/16 16:16	1
Chromium	<0.00055		0.50	0.00055	mg/L		05/11/16 11:18	05/12/16 16:16	1
Lead	<0.0019		0.50	0.0019	mg/L		05/11/16 11:18	05/12/16 16:16	1
Selenium	<0.0040		0.25	0.0040	mg/L		05/11/16 11:18	05/12/16 16:16	1
Silver	<0.00092		0.50	0.00092	mg/L		05/11/16 11:18	05/12/16 16:16	1

**Lab Sample ID: LCS 240-229849/3-A**  
**Matrix: Solid**  
**Analysis Batch: 230193**

**Client Sample ID: Lab Control Sample**  
**Prep Type: Total/NA**  
**Prep Batch: 229849**

Analyte	Spike Added	LCS Result	LCS Qualifier	Unit	D	%Rec	Limits
Arsenic	2.00	2.03		mg/L		102	50 - 150
Barium	2.00	1.98	J	mg/L		99	50 - 150
Cadmium	0.0500	0.0500	J	mg/L		100	50 - 150
Chromium	0.200	0.204	J	mg/L		102	50 - 150
Lead	0.500	0.480	J	mg/L		96	50 - 150
Selenium	2.00	2.09		mg/L		105	50 - 150
Silver	0.0500	0.0504	J	mg/L		101	50 - 150

**Lab Sample ID: LB 240-229814/1-B**  
**Matrix: Solid**  
**Analysis Batch: 230193**

**Client Sample ID: Method Blank**  
**Prep Type: TCLP**  
**Prep Batch: 229849**

Analyte	LB Result	LB Qualifier	LOQ	LOD	Unit	D	Prepared	Analyzed	Dil Fac
Arsenic	<0.0029		0.50	0.0029	mg/L		05/11/16 11:18	05/12/16 16:12	1
Barium	0.00169	J	10.0	0.0010	mg/L		05/11/16 11:18	05/12/16 16:12	1
Cadmium	<0.00014		0.10	0.00014	mg/L		05/11/16 11:18	05/12/16 16:12	1
Chromium	0.00141	J	0.50	0.00055	mg/L		05/11/16 11:18	05/12/16 16:12	1
Lead	<0.0019		0.50	0.0019	mg/L		05/11/16 11:18	05/12/16 16:12	1
Selenium	0.00425	J	0.25	0.0040	mg/L		05/11/16 11:18	05/12/16 16:12	1
Silver	<0.00092		0.50	0.00092	mg/L		05/11/16 11:18	05/12/16 16:12	1

**Lab Sample ID: 240-61959-10 MS**  
**Matrix: Solid**  
**Analysis Batch: 230193**

**Client Sample ID: SE-030916-JN-010**  
**Prep Type: TCLP**  
**Prep Batch: 229849**

Analyte	Sample Result	Sample Qualifier	Spike Added	MS Result	MS Qualifier	Unit	D	%Rec	Limits
Arsenic	0.067	J	5.00	5.27		mg/L		104	75 - 125
Barium	1.2	J B	50.0	51.50		mg/L		101	75 - 125
Cadmium	0.011	J	1.00	1.06		mg/L		105	75 - 125
Chromium	0.0054	J B	5.00	5.08		mg/L		102	75 - 125
Lead	1.2		5.00	6.18		mg/L		100	75 - 125
Selenium	<0.0040		1.00	1.07	J	mg/L		107	75 - 125
Silver	<0.00092		1.00	1.04	J	mg/L		104	75 - 125

TestAmerica Canton

# QC Sample Results

Client: GHD Services Inc.  
Project/Site: 58505, Janesville WI, SSOW 108014

TestAmerica Job ID: 240-61959-2

## Method: 6010B - Metals (ICP) (Continued)

**Lab Sample ID: 240-61959-10 MSD**

**Matrix: Solid**

**Analysis Batch: 230193**

**Client Sample ID: SE-030916-JN-010**

**Prep Type: TCLP**

**Prep Batch: 229849**

Analyte	Sample Result	Sample Qualifier	Spike Added	MSD Result	MSD Qualifier	Unit	D	%Rec	Limits	RPD	Limit
Arsenic	0.067	J	5.00	5.08		mg/L		100	75 - 125	4	20
Barium	1.2	J B	50.0	49.35	J	mg/L		96	75 - 125	4	20
Cadmium	0.011	J	1.00	1.03		mg/L		102	75 - 125	3	20
Chromium	0.0054	J B	5.00	4.93		mg/L		98	75 - 125	3	20
Lead	1.2		5.00	5.99		mg/L		96	75 - 125	3	20
Selenium	<0.0040		1.00	1.02	J	mg/L		102	75 - 125	5	20
Silver	<0.00092		1.00	1.01	J	mg/L		101	75 - 125	3	20

## Method: 7470A - Mercury (CVAA)

**Lab Sample ID: MB 240-229850/2-A**

**Matrix: Solid**

**Analysis Batch: 230177**

**Client Sample ID: Method Blank**

**Prep Type: Total/NA**

**Prep Batch: 229850**

Analyte	MB Result	MB Qualifier	LOQ	LOD	Unit	D	Prepared	Analyzed	Dil Fac
Mercury	<0.000090		0.0020	0.000090	mg/L		05/11/16 12:00	05/12/16 11:21	1

**Lab Sample ID: LCS 240-229850/3-A**

**Matrix: Solid**

**Analysis Batch: 230177**

**Client Sample ID: Lab Control Sample**

**Prep Type: Total/NA**

**Prep Batch: 229850**

Analyte	Spike Added	LCS Result	LCS Qualifier	Unit	D	%Rec	Limits
Mercury	0.00500	0.00488		mg/L		98	80 - 120

**Lab Sample ID: LB 240-229814/1-C**

**Matrix: Solid**

**Analysis Batch: 230177**

**Client Sample ID: Method Blank**

**Prep Type: TCLP**

**Prep Batch: 229850**

Analyte	LB Result	LB Qualifier	LOQ	LOD	Unit	D	Prepared	Analyzed	Dil Fac
Mercury	<0.000090		0.0020	0.000090	mg/L		05/11/16 12:00	05/12/16 11:18	1

**Lab Sample ID: 240-61959-10 MS**

**Matrix: Solid**

**Analysis Batch: 230177**

**Client Sample ID: SE-030916-JN-010**

**Prep Type: TCLP**

**Prep Batch: 229850**

Analyte	Sample Result	Sample Qualifier	Spike Added	MS Result	MS Qualifier	Unit	D	%Rec	Limits
Mercury	0.00013	J H	0.00500	0.00505		mg/L		98	80 - 120

**Lab Sample ID: 240-61959-10 MSD**

**Matrix: Solid**

**Analysis Batch: 230177**

**Client Sample ID: SE-030916-JN-010**

**Prep Type: TCLP**

**Prep Batch: 229850**

Analyte	Sample Result	Sample Qualifier	Spike Added	MSD Result	MSD Qualifier	Unit	D	%Rec	Limits	RPD	Limit
Mercury	0.00013	J H	0.00500	0.00515		mg/L		100	80 - 120	2	20

TestAmerica Canton



# QC Association Summary

Client: GHD Services Inc.  
Project/Site: 58505, Janesville WI, SSOW 108014

TestAmerica Job ID: 240-61959-2

## Metals

### Leach Batch: 229814

Lab Sample ID	Client Sample ID	Prep Type	Matrix	Method	Prep Batch
240-61959-10	SE-030916-JN-010	TCLP	Solid	1311	
240-61959-10 MS	SE-030916-JN-010	TCLP	Solid	1311	
240-61959-10 MSD	SE-030916-JN-010	TCLP	Solid	1311	
LB 240-229814/1-B	Method Blank	TCLP	Solid	1311	
LB 240-229814/1-C	Method Blank	TCLP	Solid	1311	

### Prep Batch: 229849

Lab Sample ID	Client Sample ID	Prep Type	Matrix	Method	Prep Batch
240-61959-10	SE-030916-JN-010	TCLP	Solid	3010A	229814
240-61959-10 MS	SE-030916-JN-010	TCLP	Solid	3010A	229814
240-61959-10 MSD	SE-030916-JN-010	TCLP	Solid	3010A	229814
LB 240-229814/1-B	Method Blank	TCLP	Solid	3010A	229814
LCS 240-229849/3-A	Lab Control Sample	Total/NA	Solid	3010A	
MB 240-229849/2-A	Method Blank	Total/NA	Solid	3010A	

### Prep Batch: 229850

Lab Sample ID	Client Sample ID	Prep Type	Matrix	Method	Prep Batch
240-61959-10	SE-030916-JN-010	TCLP	Solid	7470A	229814
240-61959-10 MS	SE-030916-JN-010	TCLP	Solid	7470A	229814
240-61959-10 MSD	SE-030916-JN-010	TCLP	Solid	7470A	229814
LB 240-229814/1-C	Method Blank	TCLP	Solid	7470A	229814
LCS 240-229850/3-A	Lab Control Sample	Total/NA	Solid	7470A	
MB 240-229850/2-A	Method Blank	Total/NA	Solid	7470A	

### Analysis Batch: 230177

Lab Sample ID	Client Sample ID	Prep Type	Matrix	Method	Prep Batch
240-61959-10	SE-030916-JN-010	TCLP	Solid	7470A	229850
240-61959-10 MS	SE-030916-JN-010	TCLP	Solid	7470A	229850
240-61959-10 MSD	SE-030916-JN-010	TCLP	Solid	7470A	229850
LB 240-229814/1-C	Method Blank	TCLP	Solid	7470A	229850
LCS 240-229850/3-A	Lab Control Sample	Total/NA	Solid	7470A	229850
MB 240-229850/2-A	Method Blank	Total/NA	Solid	7470A	229850

### Analysis Batch: 230193

Lab Sample ID	Client Sample ID	Prep Type	Matrix	Method	Prep Batch
240-61959-10	SE-030916-JN-010	TCLP	Solid	6010B	229849
240-61959-10 MS	SE-030916-JN-010	TCLP	Solid	6010B	229849
240-61959-10 MSD	SE-030916-JN-010	TCLP	Solid	6010B	229849
LB 240-229814/1-B	Method Blank	TCLP	Solid	6010B	229849
LCS 240-229849/3-A	Lab Control Sample	Total/NA	Solid	6010B	229849
MB 240-229849/2-A	Method Blank	Total/NA	Solid	6010B	229849

TestAmerica Canton

# Lab Chronicle

Client: GHD Services Inc.  
Project/Site: 58505, Janesville WI, SSOW 108014

TestAmerica Job ID: 240-61959-2

**Client Sample ID: SE-030916-JN-010**

**Lab Sample ID: 240-61959-10**

**Date Collected: 03/09/16 16:00**

**Matrix: Solid**

**Date Received: 03/10/16 11:30**

Prep Type	Batch Type	Batch Method	Run	Dilution Factor	Batch Number	Prepared or Analyzed	Analyst	Lab
TCLP	Leach	1311			229814	05/10/16 17:15	DRJ	TAL CAN
TCLP	Prep	3010A			229849	05/11/16 11:18	AJC	TAL CAN
TCLP	Analysis	6010B		1	230193	05/12/16 16:24	RKT	TAL CAN
TCLP	Leach	1311			229814	05/10/16 17:15	DRJ	TAL CAN
TCLP	Prep	7470A			229850	05/11/16 12:00	AJC	TAL CAN
TCLP	Analysis	7470A		1	230177	05/12/16 11:29	DSH	TAL CAN

**Laboratory References:**

TAL CAN = TestAmerica Canton, 4101 Shuffel Street NW, North Canton, OH 44720, TEL (330)497-9396



# Certification Summary

Client: GHD Services Inc.  
Project/Site: 58505, Janesville WI, SSOW 108014

TestAmerica Job ID: 240-61959-2

## Laboratory: TestAmerica Canton

Unless otherwise noted, all analytes for this laboratory were covered under each certification below.

Authority	Program	EPA Region	Certification ID	Expiration Date
Wisconsin	State Program	5	999518190	08-31-16 *

The following analytes are included in this report, but certification is not offered by the governing authority:

Analysis Method	Prep Method	Matrix	Analyte
7470A	7470A	Solid	Mercury

\* Certification renewal pending - certification considered valid.




TestAmerica

THE LEADER IN ENVIRONMENTAL TESTING

TestAmerica Laboratories, Inc.

**CHAIN OF CUSTODY  
AND  
RECEIVING DOCUMENTS**



240-61959 Chain of Custody

- 1
- 2
- 3
- 4
- 5
- 6
- 7
- 8
- 9
- 10
- 11
- 12
- 13



# CHAIN-OF-CUSTODY / Analytical Request Document

The Chain-of-Custody is a LEGAL DOCUMENT. All relevant fields must be completed accurately.

2.6/42.1  
3.2/22.7

PAGE 1 OF 1

eCOC in Use

ID: # C#03092016\_00

SSOW Ref. Code: 058507-108014

Laboratory: Test America  
 Laboratory Location: 4101 Shufel Drive NW, North Canton, OH  
 Laboratory Contact: Denise Hecker  
 Requested Due Date: **FAT: 5/17 DAY**  
 QA/QC Requirements:

Report To:  
 Copy To:  
 Invoice To:  
 P.O.:  
 Project Name: GM - Janesville  
 Project Number: 058505 - 01 - 20404  
 E-mail: jeffrey.nichols@GHD.com

Sample Identification:	Valid Matrix Codes WG Groundwater WB Borehole Water WS Surface Water SO Soil SE Sediment See Back for Additional Codes	Matrix Code	Date Collected	Time Collected	# Containers	Preservative	Analysis and Method										Remarks/Lab ID
							TCL VOC (1)	TCL SVOC	TAL Metals (2)	PCBs	Alkylated PAHs	AVS	SEM Metals (3)	Methyl Hg	TOC	TCLP Metals	
55-030916-5N-001		55	3/9/16	1245	75	HCl	X	X	X	X	X	X	X	X	X	(1) Includes reporting 1,2,4-TMB and 1,3,5-TMB. (2) Earth metals include: aluminum, calcium, iron, magnesium, potassium, & sodium (3) Metals include: cadmium, copper, lead, nickel, mercury, silver, & zinc.	
-002		55	3/9/16	1255	4		X	X	X	X	X	X	X	X	X		
-003		55	3/9/16	1310	4		X	X	X	X	X	X	X	X	X		
-004		55	3/9/16	1425	75		X	X	X	X	X	X	X	X	X		
-005		55	3/9/16	1435	4		X	X	X	X	X	X	X	X	X		
-006		55	3/9/16	1445	4		X	X	X	X	X	X	X	X	X		
-007		55	3/9/16	1545	5		X	X	X	X	X	X	X	X	X		
-008		55	3/9/16	1550	4		X	X	X	X	X	X	X	X	X		
-009		55	3/9/16	1555	4		X	X	X	X	X	X	X	X	X		
-010		55	3/9/16	1600	4		X	X	X	X	X	X	X	X	X		
1B-030916-5N-001		55	3/9/16	0900	2		X										

SHIPMENT METHOD	NO. OF COOLERS	RELINQUISHED BY / AFFILIATION	DATE	TIME	RECEIVED BY / AFFILIATION	DATE	TIME
FedEx	2	Jeffrey M. Nichols / GHD	3/9/16	1700	[Signature]	3-10-16	1170
TOTAL NUMBER OF CONTAINERS: 125							

Additional Comments:

Temp in C	
Received on Ice	Y/N
Sealed Cooler	Y/N
Samples Intact	Y/N

Sampler Name: Jeffrey M. Nichols  
 Date: 3/9/16  
 Sampler Signature: [Signature]

TestAmerica Canton Sample Receipt Form/Narrative Login # : 61959  
 Canton Facility

Client <u>GHD</u>	Site Name _____	Cooler unpacked by: _____
Cooler Received on <u>5-10-16</u>	Opened on <u>5-10-16</u>	_____
FedEx: 1 <sup>st</sup> Grd <del>EXP</del> UPS FAS Stetson Client Drop Off TestAmerica Courier Other _____		
Receipt After-hours: Drop-off Date/Time _____		Storage Location _____
TestAmerica Cooler # _____ Foam Box Client Cooler Box <u>Other</u> _____		
Packing material used: <u>Bubble Wrap</u> Foam Plastic Bag None Other _____		
COOLANT: <u>Wet Ice</u> Blue Ice Dry Ice Water None		
1. Cooler temperature upon receipt <input checked="" type="checkbox"/> See Multiple Cooler Form		
IR GUN# 48 (CF -1.9 °C) Observed Cooler Temp. _____ °C		Corrected Cooler Temp. _____ °C
IR GUN# 36 (CF -1.5 °C) Observed Cooler Temp. _____ °C		Corrected Cooler Temp. _____ °C
IR GUN# 18 (CF -0.5 °C) Observed Cooler Temp. _____ °C		Corrected Cooler Temp. _____ °C
2. Were custody seals on the outside of the cooler(s)? If Yes Quantity _____		Yes <u>NO</u>
-Were custody seals on the outside of the cooler(s) signed & dated?		Yes No <u>NA</u>
-Were custody seals on the bottle(s) or bottle kits (LLHg/MeHg)?		Yes <u>NO</u>
3. Shippers' packing slip attached to the cooler(s)?		Yes No _____
4. Did custody papers accompany the sample(s)?		Yes No _____
5. Were the custody papers relinquished & signed in the appropriate place?		Yes No _____
6. Was/were the person(s) who collected the samples clearly identified on the COC?		Yes No _____
7. Did all bottles arrive in good condition (Unbroken)?		Yes No _____
8. Could all bottle labels be reconciled with the COC?		Yes No _____
9. Were correct bottle(s) used for the test(s) indicated?		Yes No _____
10. Sufficient quantity received to perform indicated analyses?		Yes No _____
11. Are these work share samples?		Yes <u>NO</u>
<i>If yes, Questions 12-16 have been checked at the originating laboratory.</i>		
12. Were sample(s) at the correct pH upon receipt?		Yes No <u>NA</u> pH Strip Lot# <u>HC559158</u>
13. Were VOAs on the COC?		<u>Yes</u> No _____
14. Were air bubbles >6 mm in any VOA vials?		Yes <u>NO</u> NA
15. Was a VOA trip blank present in the cooler(s)? Trip Blank Lot # _____		<u>Yes</u> No _____
16. Was a LL Hg or Me Hg trip blank present?		Yes <u>NO</u>
Contacted PM _____ Date _____ by _____ via Verbal Voice Mail Other _____		
Concerning _____		

<b>17. CHAIN OF CUSTODY &amp; SAMPLE DISCREPANCIES</b>	Samples processed by: _____
_____	
_____	
_____	
_____	
_____	

<b>18. SAMPLE CONDITION</b>	
Sample(s) _____	were received after the recommended holding time had expired.
Sample(s) _____	were received in a broken container.
Sample(s) _____	were received with bubble >6 mm in diameter. (Notify PM)
<b>19. SAMPLE PRESERVATION</b>	
Sample(s) _____	were further preserved in the laboratory.
Time preserved: _____	Preservative(s) added/Lot number(s): _____



[www.ghd.com](http://www.ghd.com)

