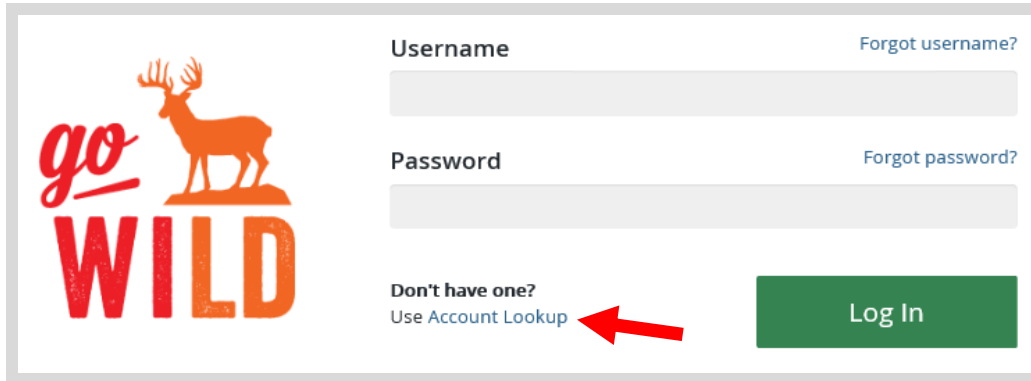


# HOW TO: Purchase a license for Goose Hunting

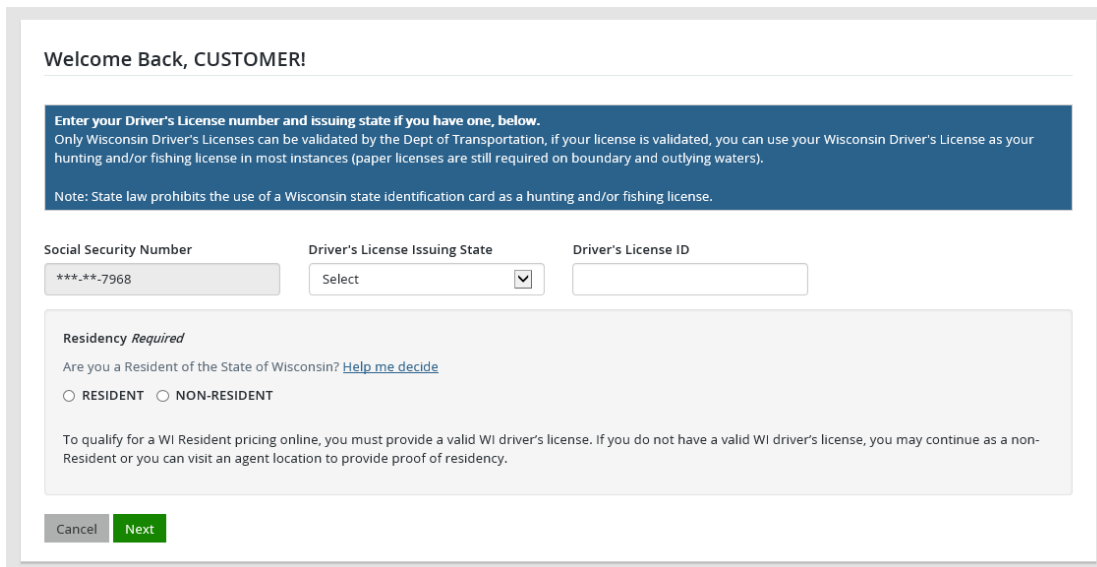
## STEP 1: Log in / create your Go Wild account

- Visit the website [gowild.wi.gov](http://gowild.wi.gov). If you have already set up a username/password for your account, you may log in directly using that. If you have not yet created a username/password, use the “Account Lookup” option to search for your account or create a new account if necessary.





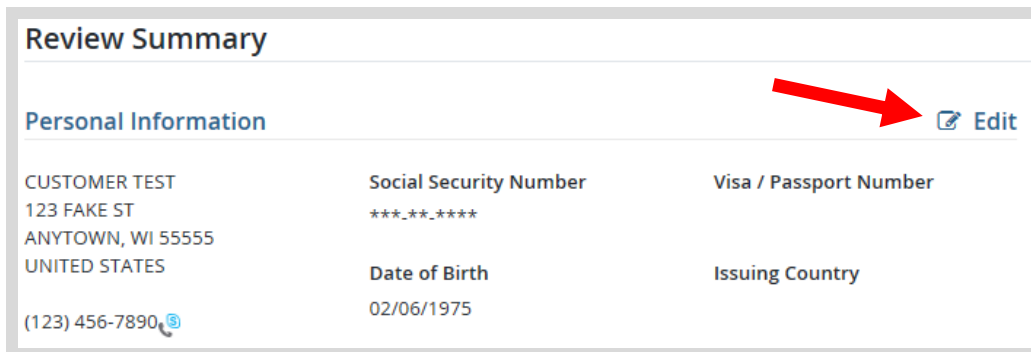
The image shows the Go Wild login page. On the left is the Go Wild logo featuring a deer silhouette and the text 'go WILD'. On the right, there are two input fields: 'Username' and 'Password'. To the right of each field is a link: 'Forgot username?' and 'Forgot password?'. Below the password field, there is a link 'Don't have one? Use Account Lookup' with a red arrow pointing to it, and a green 'Log In' button.

- **Welcome Back!** Enter your driver license information (optional). If you do not wish to enter your driver license, leave both the DL state and DL number blank. Next indicate your state residency (Wisconsin resident or nonresident). If you are unsure of your state residency, select the [Help me decide](#) link. *Note: To change your residency from nonresident to resident, all customers age 18 and over must include a WI driver license number.*



The image shows a 'Welcome Back, CUSTOMER!' form. It has a blue header with instructions: 'Enter your Driver's License number and issuing state if you have one, below. Only Wisconsin Driver's Licenses can be validated by the Dept of Transportation, if your license is validated, you can use your Wisconsin Driver's License as your hunting and/or fishing license in most instances (paper licenses are still required on boundary and outlying waters). Note: State law prohibits the use of a Wisconsin state identification card as a hunting and/or fishing license.' Below this are three input fields: 'Social Security Number' (with a masked value '\*\*\*.\*\*-7968'), 'Driver's License Issuing State' (a dropdown menu with 'Select' and a dropdown arrow), and 'Driver's License ID'. Below these is a 'Residency Required' section with the question 'Are you a Resident of the State of Wisconsin?' and a link 'Help me decide'. There are two radio buttons: 'RESIDENT' and 'NON-RESIDENT'. A note below says: 'To qualify for a WI Resident pricing online, you must provide a valid WI driver's license. If you do not have a valid WI driver's license, you may continue as a non-Resident or you can visit an agent location to provide proof of residency.' At the bottom are 'Cancel' and 'Next' buttons.

- **Review Summary.** Check your personal information (address, phone, email, etc) for accuracy. If changes need to be made, select the  [Edit](#) icon. Once everything is confirmed correct, select the  button at the bottom.

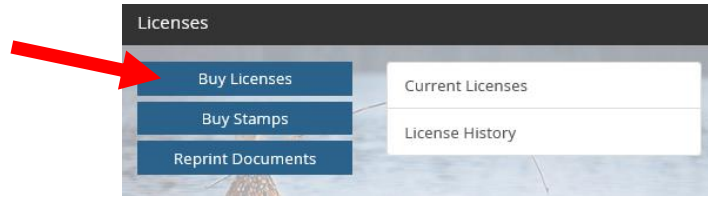


The image shows a 'Review Summary' page. At the top is the title 'Review Summary'. Below it is a section titled 'Personal Information'. To the right of this section is an 'Edit' link with a pencil icon, highlighted by a red arrow. Below the 'Personal Information' section is a table of information:

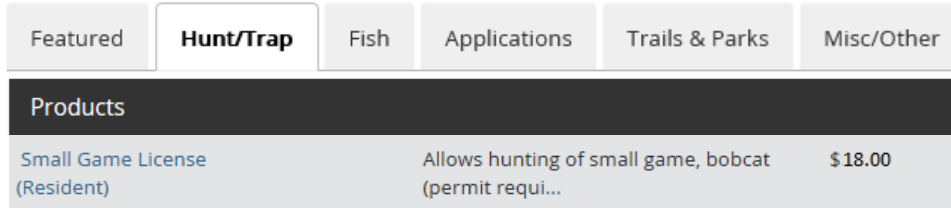
CUSTOMER TEST 123 FAKE ST ANYTOWN, WI 55555 UNITED STATES (123) 456-7890	Social Security Number ***_**_****  Date of Birth 02/06/1975	Visa / Passport Number  Issuing Country
--	--	---

## STEP 2: Select your license and add-ons

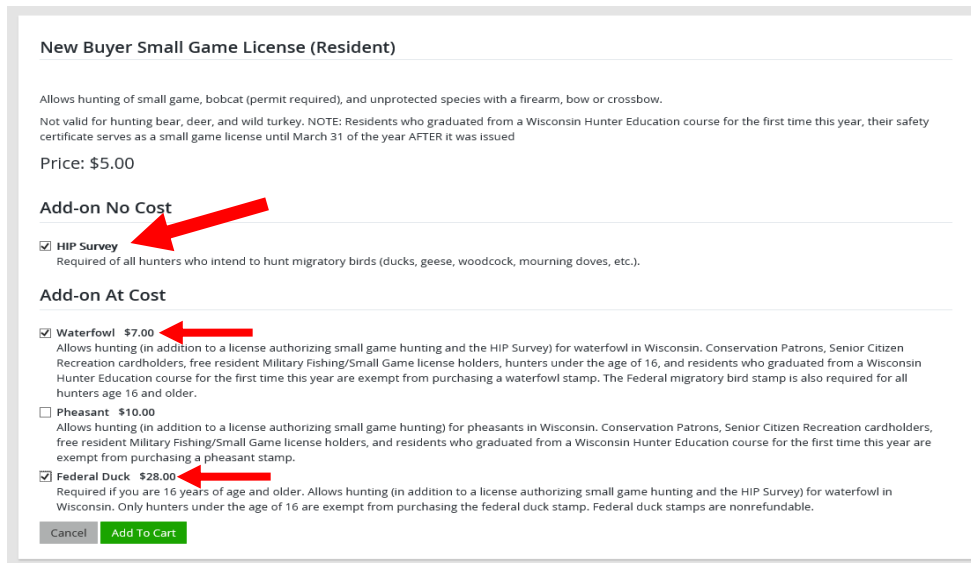
- **Customer Homepage.** Locate the Licenses section and select [Buy Licenses](#)



- **Product Catalog.** Select the [Hunt/Trap](#) tab at the top, and select the [Small Game license](#) under the Product List.



- **Add-ons to hunt Geese.** The next screen shows the license selected, the price, and the option for add-ons:
  - [HIP Survey](#) is required if you plan on hunting any migratory game birds (ducks, geese, woodcock, rails, moorhens, coots or snipe).
  - The [State Waterfowl](#) and [Federal Duck Stamps](#) are required for any hunters 16 years or older who wish to hunt ducks. **IMPORTANT: Hunters less than age 16 do not need either stamp.**
  - Select Add to Cart when finished



**New Buyer Small Game License (Resident)**

Allows hunting of small game, bobcat (permit required), and unprotected species with a firearm, bow or crossbow.  
Not valid for hunting bear, deer, and wild turkey. NOTE: Residents who graduated from a Wisconsin Hunter Education course for the first time this year, their safety certificate serves as a small game license until March 31 of the year AFTER it was issued

Price: \$5.00

**Add-on No Cost**

**HIP Survey** Required of all hunters who intend to hunt migratory birds (ducks, geese, woodcock, mourning doves, etc.).

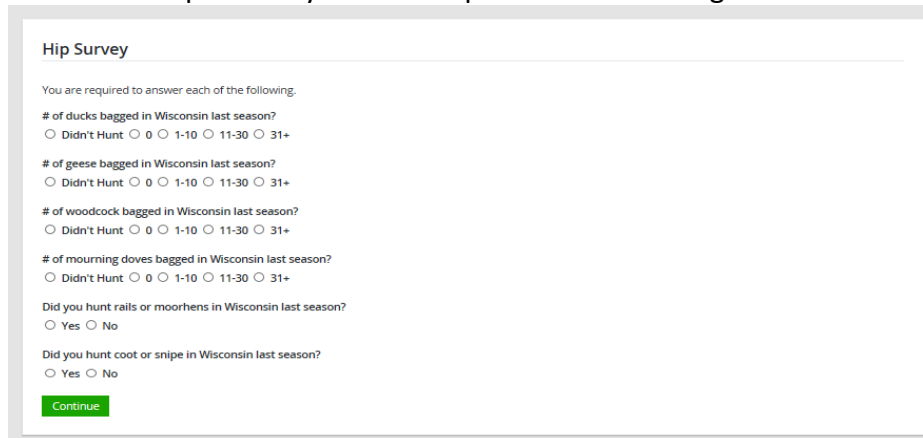
**Add-on At Cost**

**Waterfowl \$7.00** Allows hunting (in addition to a license authorizing small game hunting and the HIP Survey) for waterfowl in Wisconsin. Conservation Patrons, Senior Citizen Recreation cardholders, free resident Military Fishing/Small Game license holders, hunters under the age of 16, and residents who graduated from a Wisconsin Hunter Education course for the first time this year are exempt from purchasing a waterfowl stamp. The Federal migratory bird stamp is also required for all hunters age 16 and older.

**Pheasant \$10.00** Allows hunting (in addition to a license authorizing small game hunting) for pheasants in Wisconsin. Conservation Patrons, Senior Citizen Recreation cardholders, free resident Military Fishing/Small Game license holders, and residents who graduated from a Wisconsin Hunter Education course for the first time this year are exempt from purchasing a pheasant stamp.

**Federal Duck \$28.00** Required if you are 16 years of age and older. Allows hunting (in addition to a license authorizing small game hunting and the HIP Survey) for waterfowl in Wisconsin. Only hunters under the age of 16 are exempt from purchasing the federal duck stamp. Federal duck stamps are nonrefundable.

- **HIP certification** – If HIP certification was selected, you will be asked a series of questions. This info is used to calculate harvest from the previous year and help determine the regulations for next year.



**Hip Survey**

You are required to answer each of the following.

# of ducks bagged in Wisconsin last season?  
 Didn't Hunt  0  1-10  11-30  31+

# of geese bagged in Wisconsin last season?  
 Didn't Hunt  0  1-10  11-30  31+

# of woodcock bagged in Wisconsin last season?  
 Didn't Hunt  0  1-10  11-30  31+

# of mourning doves bagged in Wisconsin last season?  
 Didn't Hunt  0  1-10  11-30  31+

Did you hunt rails or moorhens in Wisconsin last season?  
 Yes  No

Did you hunt coot or snipe in Wisconsin last season?  
 Yes  No

- **Shopping Cart.** Your items have been added, but more items are required if you wish to hunt the early and/or regular season goose seasons. From the shopping cart, select the **Keep Shopping** button.
- **Customer Catalog.** Select the **Hunt/Trap** tab again, and select the Goose permit you will need. Example: if you will be hunting the early goose season, select the Early Goose Permit and add to cart. *Note: This product will no longer show up in the product list after the early goose season is over.*

Featured	Hunt/Trap	Fish	Applications	Trails & Parks	Misc/Other
<b>Products</b>					
<b>Early Goose Permit</b>		Canada geese hunting permit for early September.		\$3.00	
<b>Exterior Goose Permit</b>		Regular Canada Goose hunting season permit for are...		\$3.00	

- **Early Goose Permit.** Early Goose permits have no add-on options. Select Add to Cart

**Early Goose Permit**

---

Early Canada Goose hunting season permit valid statewide  
 Hunters must also possess a valid license authorizing small game hunting, state waterfowl and federal migratory bird stamps (if applicable) and HIP Survey.

Price: \$3.00

Management Zone/Unit Required:

Time Period Required:

- **ATTENTION: Also hunting the Regular Goose Season?** If you also wish to hunt the regular season, repeat the last three steps to choose the Exterior Goose Permit.
- **Review your final shopping cart.** Your shopping cart will have several items in it. Below are the items you should have listed to hunt goose, depending on your age, and the seasons you plan to hunt. While in the shopping cart, you may remove any items you do not need.
  - Small Game License
  - HIP certification
  - State Waterfowl Stamp (only necessary if hunter is 16 years or older)
  - Federal Duck Stamp (only necessary if hunter is 16 years or older)
  - Early Goose Permit (only if hunting the Early Goose season)
  - Exterior Goose Permit (only If hunting the regular goose season)

### STEP 3: Make payment and print your receipt/license

- **Shopping Cart.** Confirm your purchase is correct. Select your **Payment Type** (Credit Card or Checking Account) and select **Checkout**. Or select Keep Shopping if you need to purchase more.

Subtotal:	\$5.00
Payment Type:	Credit Card
Convenience Fee:	\$0.09
Grand Total:	\$5.09

Credit cards are subject to a 1.75% convenience fee. Choosing the checking account option has no fee.

- **Donations:** Make a donation to the Cherish Wisconsin Fund. You may select one of the predetermined amounts or select Other to enter in a specific amount.

**Make a donation today:**

No thank you \$2 \$5 \$10 Other

- **Make Payment.** Check the screen for reminders and confirm the total. A convenience fee of 1.75% will be added to your total when a credit card is used. Select **Make Payment** when ready.
- **Payment Processing.** Scroll to the bottom and enter your credit card (or checking account) information. Select the red **Continue** button when finished.

Payment Method

Card Number  American Express DISCOVER Mastercard VISA

Expiration Date Month  Year

Card Security Code

Card Billing Address  Use my contact information address  
 Use a different address

A convenience fee will be charged for this transaction. This fee amount will display on the next page where you will be able to cancel or confirm your payment.

**Continue** [Cancel](#)

- **Review Payment.** The last step before the license purchase is final. Confirm your payment details, payment method, Billing address, and contact info on the screen. Select **Confirm** when finished.
- **Confirmation.** Your purchase is final, but you are not done yet! Copy down the confirmation number or print the screen. Then select the red **Continue To State Website** button to return and print your license documents.

**Confirmation**

You must click the "Continue" button below in order to return to the state agency's website.

Please keep a record of your Confirmation Number, or [print this page](#) for your records.

Confirmation Number **XWNXCS000090099**

**Continue To State Website**

- **Printing your license.** Now back in the Go Wild site, scroll down all the way to the bottom and select the **Receipt and License Documents** button and open the documents for printing.

Do you want to open or save **receipt\_68744521.pdf** (305 KB) from **uatapp.wi.gov**?

**Open** **Save** **Cancel**