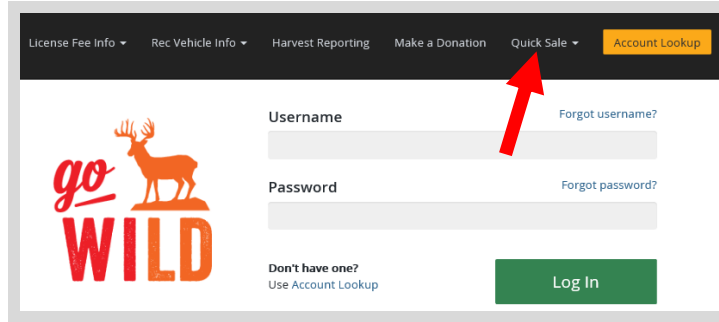


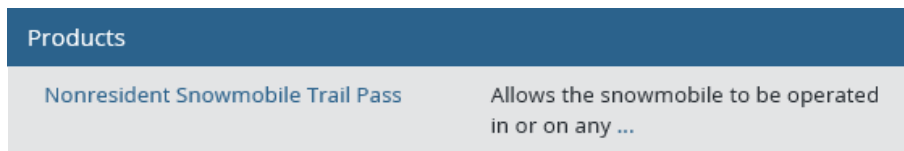
HOW TO: Purchase a Nonresident snowmobile trail pass

- Visit gowild.wi.gov. Select the “Quick Sale” link at the top of the screen and select [Trail Passes](#).



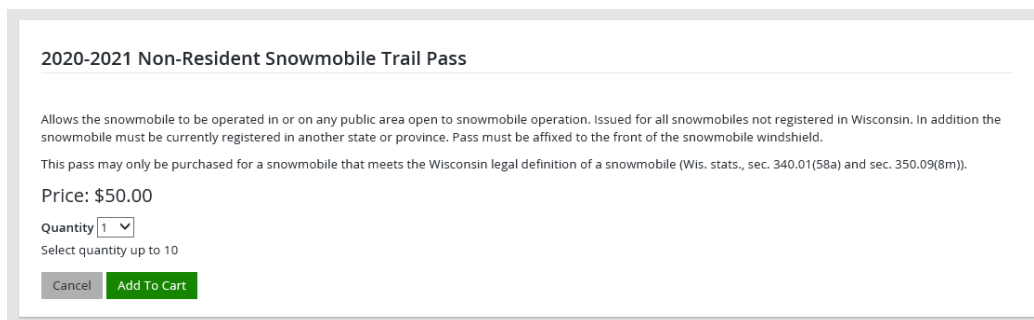
The screenshot shows the go WILD website's login page. At the top, there is a navigation bar with several menu items: License Fee Info, Rec Vehicle Info, Harvest Reporting, Make a Donation, Quick Sale (highlighted with a red arrow), and Account Lookup. Below the navigation bar is the go WILD logo on the left and a login form on the right. The form includes fields for Username and Password, with links for 'Forgot username?' and 'Forgot password?'. There is also a 'Log In' button and a link for 'Don't have one? Use Account Lookup'.

- **Product Catalog.** Select the product for the [Nonresident Snowmobile Trail Pass](#). *Note: This product is for snowmobiles that are registered in states other than Wisconsin. If your snowmobile is registered in Wisconsin, you should select the alternate product Wisconsin Snowmobile Trail Pass.*



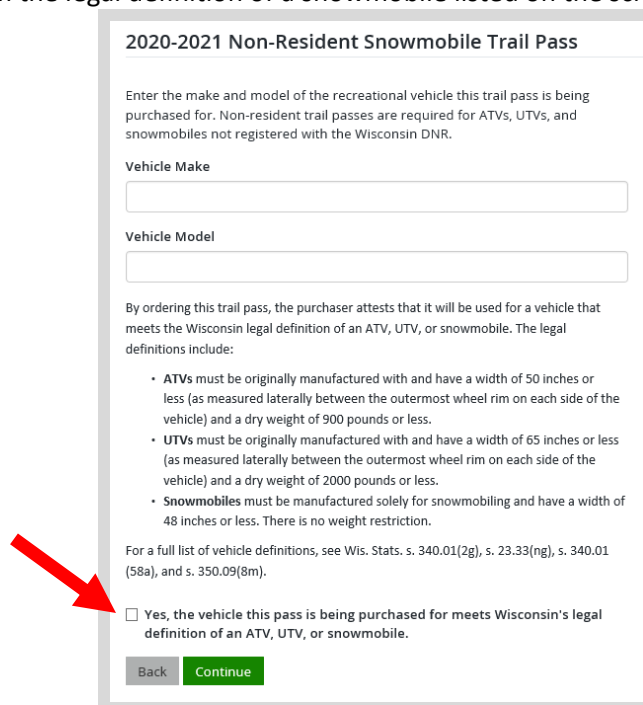
The screenshot shows a product catalog entry for the 'Nonresident Snowmobile Trail Pass'. The product name is displayed in a blue box, and the description below it states: 'Allows the snowmobile to be operated in or on any ...'.

- **Non-Resident Snowmobile Trail Pass.** Select the number of trail passes you wish to purchase.



The screenshot shows the purchase page for the '2020-2021 Non-Resident Snowmobile Trail Pass'. It includes a description of the pass, its price (\$50.00), and a quantity selector set to 1. There are 'Cancel' and 'Add To Cart' buttons at the bottom.

- **Trail pass vehicle info.** The next screen will ask for your [Snowmobile make and model](#). This is the number on your registration sticker you have on your sled. Enter both items and select Continue. Also check the box to confirm the vehicle meets the confirm the legal definition of a snowmobile listed on the screen.



The screenshot shows the vehicle information page for the '2020-2021 Non-Resident Snowmobile Trail Pass'. It asks for the 'Vehicle Make' and 'Vehicle Model' and includes a checkbox to confirm the vehicle meets Wisconsin's legal definition of a snowmobile. A red arrow points to the checkbox. Below the checkbox, there are 'Back' and 'Continue' buttons.

- **Shopping Cart.** Confirm your purchase is correct. Select your Payment Type (Credit Card or Checking Account) and select Checkout. Or select Keep Shopping if you need to purchase more.

- **Shipping Details.** Enter the location you would like your items shipped and select NEXT.

- **Donations:** Make a donation to the Cherish Wisconsin Fund. You may select one of the predetermined amounts or select Other to enter in a specific amount.

- **Make Payment.** Check the screen for reminders and confirm the total. A convenience fee of 1.75% will be added to your total when a credit card is used. Select **Make Payment** when ready.
- **Payment Processing.** Scroll to the bottom and enter your credit card (or checking account) information. Select the red **Continue** button when finished.

- **Review Payment.** The last step before the license purchase is final. Confirm your payment details, payment method, Billing address, and contact info on the screen. Select **Confirm** when finished.
- **Confirmation.** Your purchase is final, but you are not done yet! Copy down the confirmation number or print the screen. Then select the red [Continue To State Website](#) button to return and print your license documents.

Confirmation

You must click the "Continue" button below in order to return to the state agency's website.

Please keep a record of your Confirmation Number, or [print this page](#) for your records.

Confirmation Number **XWNXCS000090099**

Continue To State Website

- **Printing your license.** Now back in the Go Wild site, scroll down all the way to the bottom and select the [Receipt and License Documents](#) button and open the documents for printing. This will print your Temporary Operating Receipt, which must be carried while operating the sled until the trail pass arrives by mail.

Do you want to open or save **receipt_68744521.pdf** (305 KB) from **uatapp.wi.gov**?

Temporary Trail Use Receipt: Non-Resident Snowmobile Trail Pass

Valid from 8/27/2020 through 9/17/2020

This temporary trail use receipt is valid for the dates listed above and is required to be carried by the operator of the vehicle listed below when operating on state trails or corridors without an annual trail pass decal permanently affixed to the machine in the required location.

Vehicle Make: Polaris

Vehicle Model: Razor

Yes, the vehicle this pass is being purchased for meets Wisconsin's legal definition of an ATV, UTV, or snowmobile.: True