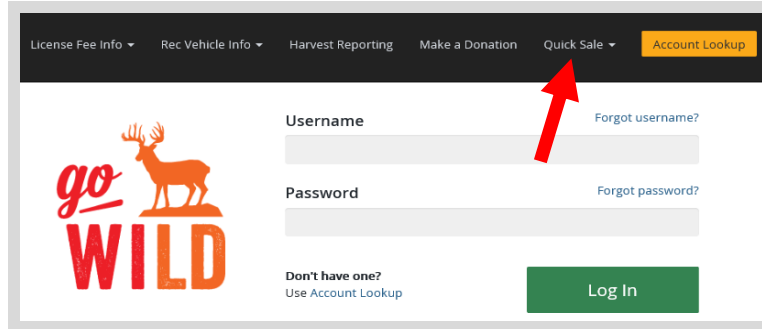


HOW TO: Purchase a Nonresident 5-Day OHM trail pass

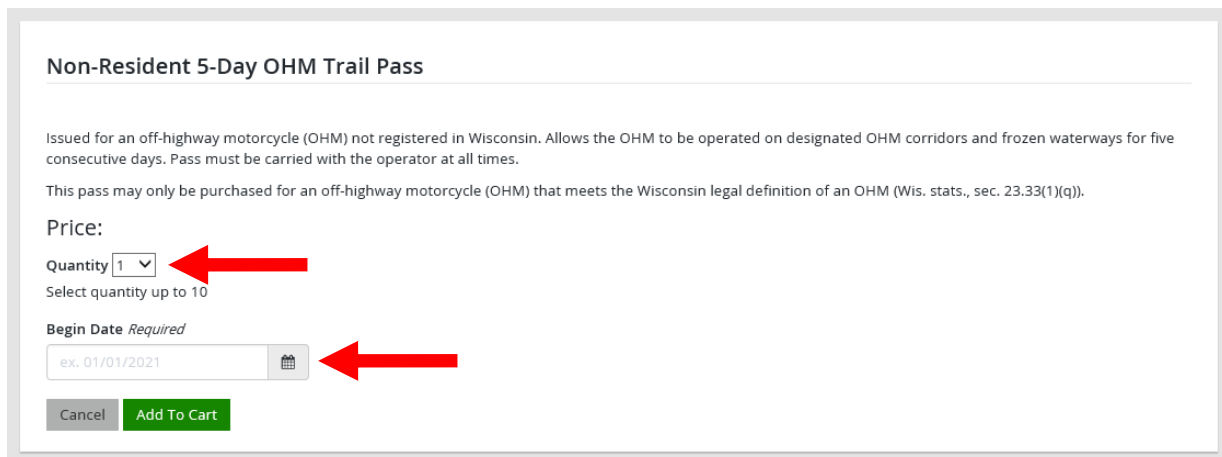
- Visit gowild.wi.gov. Select the “Quick Sale” link at the top of the screen and select [Trail Passes](#).



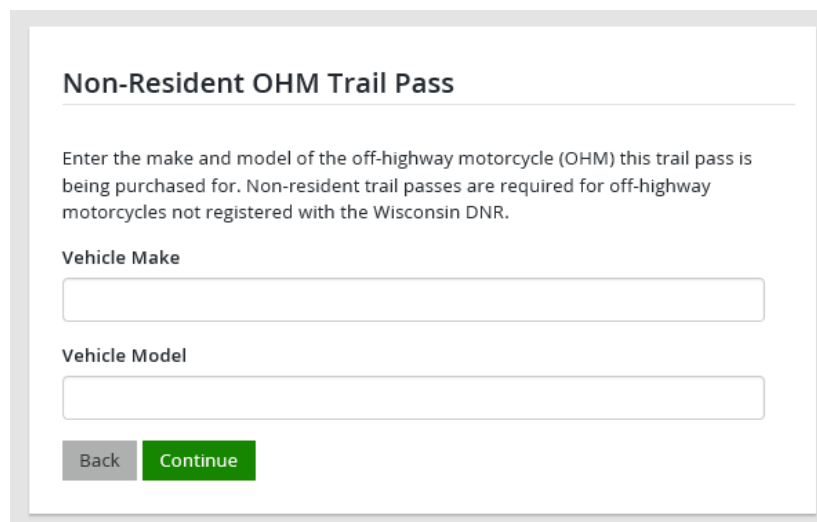
- **Product Catalog.** Select the product for the [Non-Resident OHM Trail Pass](#).

Products	
Product Name	Description
Non-Resident OHM Trail Pass	Issued for an off-highway motorcycle (OHM) not reg...

- **Nonresident OHM Trail Pass.** Select the **quantity** of trail passes you wish to purchase. Also enter the start date for when your 5-day pass will begin. Passes are valid for 5 consecutive days.



- **Trail pass vehicle info.** The next screen will ask for your [OHM make and model](#). Enter both and select Continue.



- **Shopping Cart.** Confirm your purchase is correct. Select your Payment Type (Credit Card or Checking Account) and select Checkout. Or select Keep Shopping if you need to purchase more.

Shopping Cart

IMPORTANT - PLEASE READ:

- Credit cards are subject to a 1.75% convenience fee.
- Choosing the checking account option as your payment type has no fee.
- When entering banking information on the next page, review for accuracy to avoid additional charges. Incorrect banking information will result in returned ACH payments and returned ACH payments may result in additional charges.

Note: you must complete checkout even if your shopping cart totals \$0.00. Products will not be added to your customer account until checkout is completed.

[Remove all from cart](#)

Non-Resident 5-Day OHM Trail Pass
Valid From 3/27/2021 - 3/31/2021

[Edit Non-resident OHM trail pass](#)
[Remove](#)

Subtotal:
Payment Type:

Credit Card ▼

Keep Shopping
Checkout

- **Shipping Details.** Enter the location you would like your Trail Pass sticker shipped and select NEXT. *Note: The system will check the address for any errors and recommend address adjustments if necessary.*

Shipping Details

<small>First Name Required</small>	<small>Middle Name</small>	<small>Last Name Required</small>	<small>Suffix</small>
<input type="text"/>	<input type="text"/>	<input type="text"/>	<input type="text"/>
<small>Organization</small>	<small>Phone Number</small>	<small>Email Address</small>	
<input type="text"/>	<input type="text"/>	<input type="text"/>	
<small>Address Required</small>			
<input type="text"/>			
<small>Address 2</small>			
<input type="text"/>			
<small>City Required</small>			
<input type="text"/>			
<small>State / Province Required</small>			
Select ▼			
<small>Postal Code Required</small>			
<input type="text"/>			
<small>Country Required</small>			
UNITED STATES ▼			

Cancel
Next

Make payment and print your receipt

- **Donations:** Make a donation to the Cherish Wisconsin Fund. You may select one of the predetermined amounts or select Other to enter in a specific amount.

Make a donation today:

No thank you

\$2

\$5


\$10

Other


- **Make Payment.** Check the screen for reminders and confirm the total. A convenience fee of 1.75% will be added to your total when a credit card is used. Select Make Payment when ready.

- **Payment Processing.** Scroll to the bottom and enter your credit card (or checking account) information. Select the red **Continue** button when finished.

Payment Method

Card Number 

Expiration Date Month Year

Card Security Code 

Card Billing Address Use my contact information address
 Use a different address

A convenience fee will be charged for this transaction. This fee amount will display on the next page where you will be able to cancel or confirm your payment.

Continue [Cancel](#)

- **Review Payment.** The last step before the license purchase is final. Confirm your payment details, payment method, Billing address, and contact info on the screen. Select **Confirm** when finished.
- **Confirmation.** Your purchase is final, but you are not done yet! Copy down the confirmation number or print the screen. Then select the red [Continue To State Website](#) button to return and print your license documents.


Confirmation

You must click the "Continue" button below in order to return to the state agency's website.

Please keep a record of your Confirmation Number, or [print this page](#) for your records.

Confirmation Number **XWNXCS000090099**

Continue To State Website

- **Printing your operating receipt.** Now back in the Go Wild site, scroll down all the way to the bottom and select the **Receipt and License Documents**  button and open the documents for printing. This will print your Temporary Operating Receipt, which must be carried while operating the OHM until the trail pass arrives by mail.

Do you want to open or save **receipt_68744521.pdf** (305 KB) from **uatapp.wi.gov** ✕

Temporary Trail Use Receipt: Non-Resident OHM Trail Pass

Valid from

This temporary trail use receipt is valid for the dates listed above and is required to be carried by the operator of the vehicle listed below when operating on state trails or corridors without an annual trail pass decal permanently affixed to the machine in the required location.

Vehicle Make: Yamaha

Vehicle Model: YZ 300