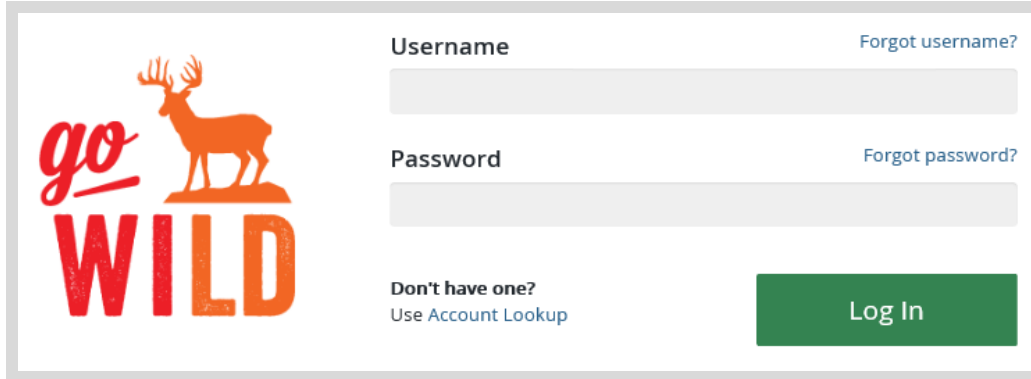


# HOW TO: Register an ATV/UTV in Go Wild

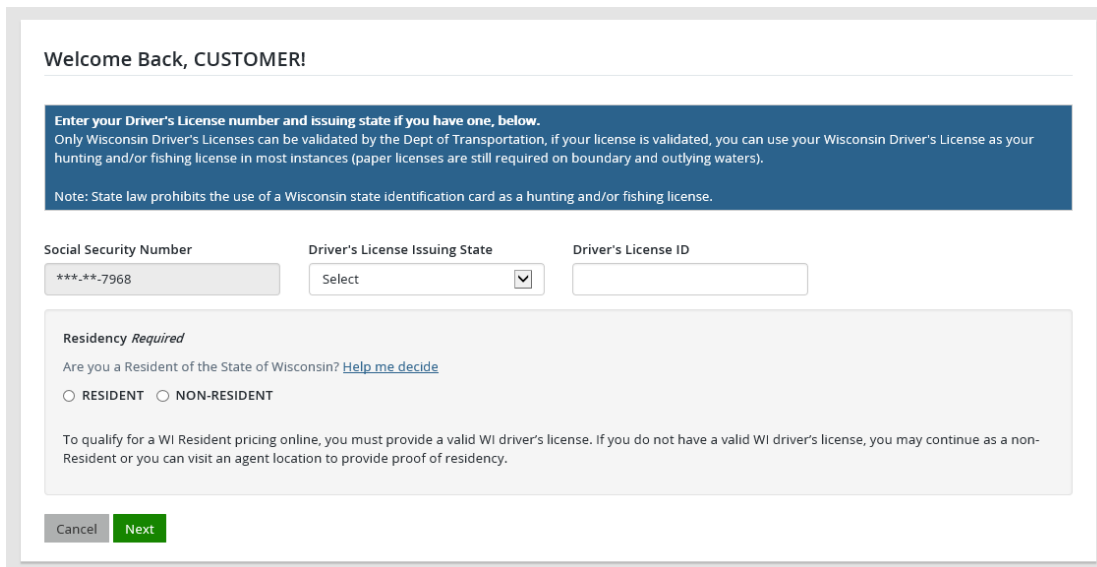
## STEP 1: Log in / create your Go Wild account

- Visit the website [gowild.wi.gov](http://gowild.wi.gov). If you have already set up a username/password for your account, you may log in directly using that. If you have not yet created a username/password, use the “Account Lookup” option to search for your account or create a new account if necessary.





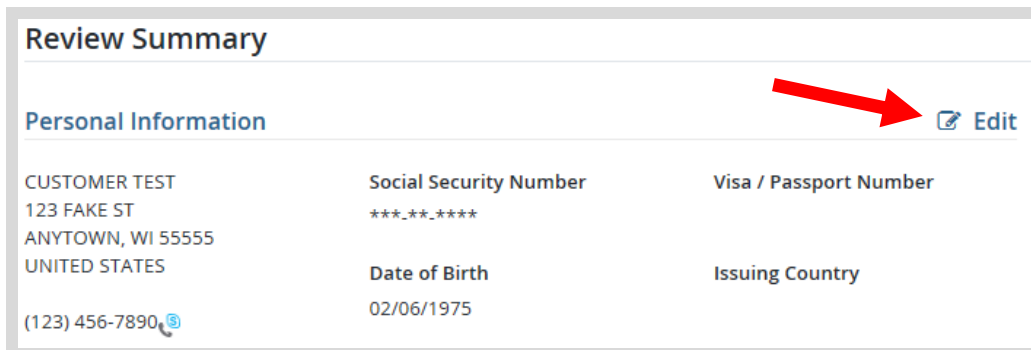
The login page features the Go Wild logo on the left, which includes a silhouette of a deer and the text 'go WILD'. On the right, there are two input fields: 'Username' and 'Password'. Each field has a corresponding link: 'Forgot username?' and 'Forgot password?'. Below the password field, there is a link 'Don't have one? Use Account Lookup' and a green 'Log In' button.

- **Welcome Back!** Enter your driver license information (optional). If you do not wish to enter your driver license, leave both the DL state and DL number blank. Next indicate your state residency (Wisconsin resident or nonresident). If you are unsure of your state residency, select the [Help me decide](#) link. *Note: To change your residency from nonresident to resident, all customers age 18 and over must include a WI driver license number.*



The form is titled 'Welcome Back, CUSTOMER!'. It contains a blue box with instructions: 'Enter your Driver's License number and issuing state if you have one, below. Only Wisconsin Driver's Licenses can be validated by the Dept of Transportation, if your license is validated, you can use your Wisconsin Driver's License as your hunting and/or fishing license in most instances (paper licenses are still required on boundary and outlying waters). Note: State law prohibits the use of a Wisconsin state identification card as a hunting and/or fishing license.' Below this, there are three input fields: 'Social Security Number' (with a placeholder '\*\*\*.\*\*-7968'), 'Driver's License Issuing State' (a dropdown menu with 'Select' and a checkmark), and 'Driver's License ID'. Underneath, there is a section titled 'Residency Required' with the question 'Are you a Resident of the State of Wisconsin?' and a link 'Help me decide'. There are two radio buttons: 'RESIDENT' and 'NON-RESIDENT'. A note below states: 'To qualify for a WI Resident pricing online, you must provide a valid WI driver's license. If you do not have a valid WI driver's license, you may continue as a non-Resident or you can visit an agent location to provide proof of residency.' At the bottom, there are 'Cancel' and 'Next' buttons.

- **Review Summary.** Check your personal information (address, phone, email, etc) for accuracy. If changes need to be made, select the  [Edit](#) icon. Once everything is confirmed correct, select the  button at the bottom.




The 'Review Summary' page shows a table of personal information. A red arrow points to an 'Edit' icon next to the 'Personal Information' header. The table contains the following data:

Personal Information		
CUSTOMER TEST 123 FAKE ST ANYTOWN, WI 55555 UNITED STATES (123) 456-7890	Social Security Number ***_**_****  Date of Birth 02/06/1975	Visa / Passport Number  Issuing Country

## STEP 2: Select your vehicle to register

- **Customer Homepage.** Locate the section for ATV/UTV, Boats, Off-Highway Motorcycles, and Snowmobiles. Select the button to Register Vehicles.



- **Register a recreational vehicle.** Select the type of vehicle you wish to register. Click on the  icon for vehicle definitions and descriptions.

A screenshot of a web form titled "Register a Recreational Vehicle". It features an "Initial Questions" button. Below that, a question asks "What type of Vehicle do you want to Register today?". There are four blue buttons: "Boat", "Snowmobile", "ATV or UTV", and "Off Hwy Motorcycle". At the bottom, there is a link that says "Want to renew instead?".

- **Vehicle Search.** If the vehicle has been registered in Wisconsin before, and you have the Wisconsin registration number, select YES and enter it. If not available, select NO.

A screenshot of a web form titled "Register a ATV/UTV". It has an "Initial Questions" button. Below it, the "Vehicle Type" is set to "ATV/UTV". A question asks "Do you have a Wisconsin Registration Number for this vehicle?". There are two green buttons: "Yes" and "No".

- **Enter Serial Number.** If no registration number is available, you will be asked to enter the vehicle serial number. Select Continue. If the vehicle is not found, you will also be prompted to enter the model year.

A screenshot of a web form titled "Register a ATV/UTV". At the top, there is a blue information box that says "A Wisconsin registration has not been found for the Serial Number provided. Please review and confirm that your vehicle information is correct." Below this is an "Initial Questions" button. The "Vehicle Type" is "ATV/UTV" and the "Serial Number" is "ABC12345XYZ0000V001". There are two input fields: "Serial Number" (containing the same serial number) and "Please provide your Model Year". At the bottom are "Cancel" and "Continue" buttons.

- **Vehicle confirmation.** If that vehicle has been registered in Wisconsin before, it will find it in the database. If not, the system will assume it is a new registration. Use the information on the screen to confirm the vehicle is the one you wish to register. If it does not look correct, select NO and search again. Otherwise select YES if it is correct.

A screenshot of a web form titled "Register a ATV/UTV". At the top, there is a blue information box that says "We could not find your vehicle. Please confirm that your vehicle information is correct." Below this is an "Initial Questions" button. The "Vehicle Type" is "ATV/UTV" and the "Serial Number" is "ABC1234DEFGHJ007". A question asks "Is this the vehicle you wish to register?". A red arrow points to this question. At the bottom are "Yes" and "No" buttons.

- **Serial number verification.** How did you confirm the serial number on your vehicle? Pick the one that most closely matches the document you copied the serial number from. Select Continue.

Register a ATV/UTV

Initial Questions

Vehicle Type	Serial Number
ATV/UTV	ABC1234DEFGHIJ007

How was the serial number on your recreational vehicle verified?

Registration Certificate  
 MSO (Manufacturer's Statement of Origin)  
 Title  
 Dealer  
 Supporting Document/Bill of Sale  
 Recreational Vehicle Itself

Cancel Continue

- **Vehicle Information.** Enter the specifications of your vehicle. Make sure to fill in all required fields and answer all required questions. Click on the icons to help with definitions and descriptions.

ATV or UTV Information

Initial Questions Vehicle Information

Vehicle Type	Serial Number	Model Year
ATV/UTV	ABCD123456E7V0001	2019

Please provide the following information about your vehicle:  
Unless otherwise noted, all fields are required

Make:  Model:  Nickname *Optional*:

Width (in):  Weight (lbs):  Engine Size (cc):

Number of tires?

Check if vehicle is equipped with an electric engine

Is this vehicle commercially designed and manufactured to be used primarily off a highway (and is NOT a golf cart, low-speed vehicle, dune buggy, mini-truck, or tracked vehicle)?  
 Yes  
 No

Is the vehicle equipped with a seat designed to be straddled? [More Information](#)  
 Yes  
 No

Cancel Continue

- **Additional Questions.** Answer all the YES/NO questions regarding your vehicle accessories and specifics.

Additional Questions

Initial Questions Vehicle Information

Vehicle Type	Serial Number	Make	Model
ATV/UTV	ABCD123456E7V0001	Polaris	Razor

Unless otherwise noted, all fields are required

Was the vehicle originally manufactured with (and still has) a steering wheel?

Yes  
 No

Was the vehicle originally manufactured with (and still has) 2 or more headlights?

Yes  
 No

Was the vehicle originally manufactured with (and still has) 1 or more tail lights?

Yes  
 No

Was the vehicle originally manufactured with (and still has) 1 or more brake lights?

Yes  
 No

Was the vehicle originally manufactured with (and still has) a seat belt for each occupant?

Yes  
 No

Was the vehicle originally manufactured with (and still has) a roll bar or device that protects occupants during a rollover?

Yes  
 No

Cancel Continue

- **Purchase Information.** Enter the name and address of the person or business that sold you the vehicle. Make sure to fill in all required fields.

Purchase Information

Initial Questions Vehicle Information Purchase Information

Vehicle Type	Serial Number	Make	Model	Model Year
ATV/UTV	ABC1234DEFGHIJ007	Polaris	Sportsman	2017

Who did you obtain this vehicle from?

Name *Required*:

Address:

City:  State / Province:  Postal Code:

Federal Tax ID (if purchased at a Dealer):

Clear Seller info

- **Tax Information.** Enter the date purchased and the Wisconsin county it will be primarily used/kept in. Enter the amount you paid for the vehicle. Make sure to answer all trade ins and tax exemption.

**Tax Information**

A 5% WI sales tax must be collected for all nonexempt private party or dealer sales. County and stadium use taxes may also apply and are based on where the vehicle is primarily kept/used while in Wisconsin. Credit will be given for state and local taxes previously paid by the registration (i.e. tax paid in another state where the sale took place).

NOTE: customers who dual register their vehicle in Wisconsin and another state are subject to sales tax if they have not paid state and local taxes.

Purchase Date:

Wisconsin County Primarily Used In:

Purchase Amount:

Was a trade-in included in the purchase?

Yes  
 No

Is the purchase eligible for tax exemption? [More Information](#)

Yes  
 No

Will you be riding only (exclusively) on private property (not for riding on public trails or frozen waterways)? [More Information](#)

Yes  
 No

Taxable Amount:

- **Registration Summary Page.** View the summary of the information you have entered for your vehicle to ensure accuracy. Select Yes if you are satisfied with the information
- **UTV Registration type.** The system will determine the registration type for your vehicle based on your answers during the process. Take note of any **Add-on products** that you may select. ATV/UTVs allow both public and private registration. Select the ones you wish to add by checking the box.

**ATV Public Registration**

Allows user to operate on areas open to the public, private property with the appropriate permission, and the frozen surface of any lake or stream.

Price: \$30.00

**Add-on At Cost**

ATV Private Registration \$15.00  
 ATV Private Agricultural Registration \$15.00

- **Shopping Cart.** Confirm your purchase is correct. Select your Payment Type (Credit Card or Checking Account) and select Checkout. Or select Keep Shopping if you need to purchase more.

**ATV Public Registration** 202004140002

Polaris Sportsmn 2019

Valid From 4/14/2020 - 3/31/2022

[Remove all from cart](#)

Remove \$30.00

Subtotal: \$30.00

Payment Type:

## STEP 3: Make payment and print your temporary operating receipt

- **Shipping Details.** Enter the location you would like your items shipped and select NEXT. *Note: The system will check the address for any errors and recommend address adjustments if necessary.*

### Shipping Details

First Name <i>Required</i>	Middle Name	Last Name <i>Required</i>	Suffix
<input type="text"/>	<input type="text"/>	<input type="text"/>	<input type="text"/>
Organization	Phone Number	Email Address	
<input type="text"/>	<input type="text"/>	<input type="text"/>	
Address <i>Required</i>			
<input type="text"/>			
Address 2			
<input type="text"/>			
City <i>Required</i>			
<input type="text"/>			
State / Province <i>Required</i>			
Select <input type="button" value="v"/>			
Postal Code <i>Required</i>			
<input type="text"/>			
Country <i>Required</i>			
UNITED STATES <input type="button" value="v"/>			






- **Donations:** Make a donation to the Cherish Wisconsin Fund. You may select one of the predetermined amounts or select Other to enter in a specific amount.

### Make a donation today:

<input type="button" value="No thank you"/>	<input type="button" value="\$2"/>	<input type="button" value="\$5"/>	<input type="button" value="\$10"/>	<input type="button" value="Other"/>
---	------------------------------------	------------------------------------	-------------------------------------	--------------------------------------

- **Make Payment.** Check the screen for reminders and confirm the total. A convenience fee of 1.75% will be added to your total when a credit card is used. Select  when ready.
- **Payment Processing.** Scroll to the bottom and enter your credit card (or checking account) information. Select the red Continue button when finished.

### Payment Method

Card Number	<input type="text"/>	   
Expiration Date	Month <input type="button" value="v"/> Year <input type="button" value="v"/>	
Card Security Code	<input type="text"/>	
Card Billing Address	<input checked="" type="radio"/> Use my contact information address <input type="radio"/> Use a different address	

A convenience fee will be charged for this transaction. This fee amount will display on the next page where you will be able to cancel or confirm your payment.

- **Review Payment.** The last step before the purchase is final. Confirm your payment details, payment method, Billing address, and contact info on the screen. Select  to continue.

- **Confirmation. IMPORTANT!** Your purchase is final, but you are not done yet! Copy down the confirmation number or print the screen. Then select the red Continue To State Website button to return and print your license documents.

## Confirmation

You must click the "Continue" button below in order to return to the state agency's website.

Please keep a record of your Confirmation Number, or [print this page](#) for your records.

Confirmation Number **XWNXCS000090099**

**Continue To State Website**

- **Printing your license.** Now back in the Go Wild site, scroll down all the way to the bottom and select the [Receipt and License Documents](#) button and open the documents for printing. You must carry this printed temporary operating receipt while you operate until your materials arrive via US Mail.

Do you want to open or save **receipt\_68744521.pdf** (305 KB) from **uatapp.wi.gov**?

Open Save ▼ Cancel