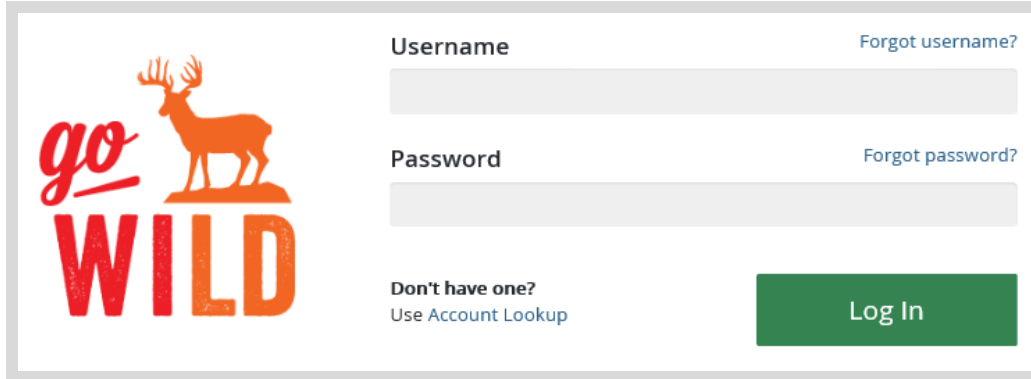


HOW TO: Register an Off-Highway Motorcycle in Go Wild

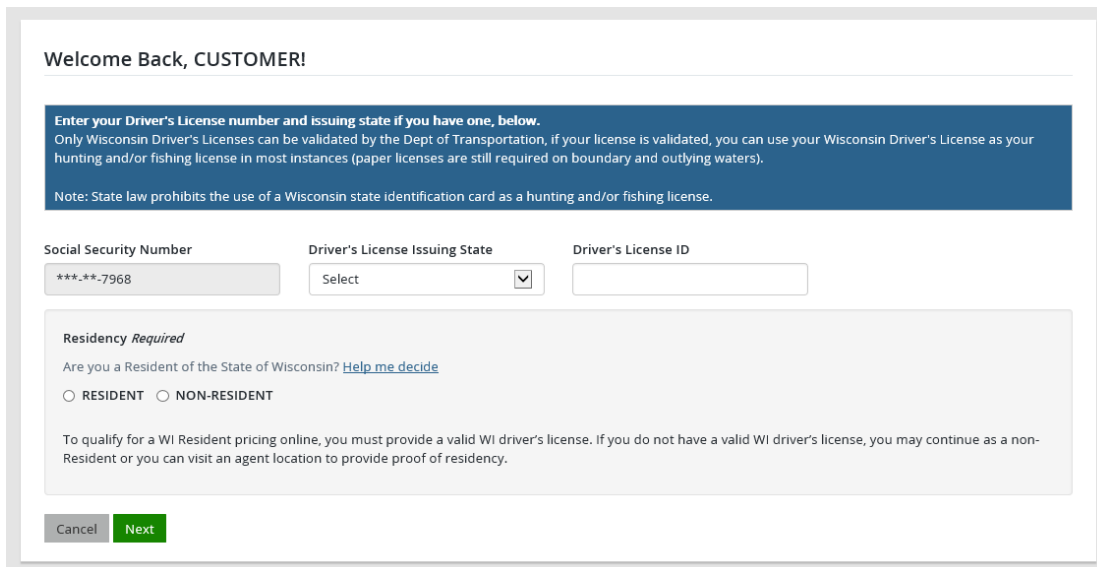
STEP 1: Log in / create your Go Wild account

- Visit the website gowild.wi.gov. If you have already set up a username/password for your account, you may log in directly using that. If you have not yet created a username/password, use the “Account Lookup” option to search for your account or create a new account if necessary.





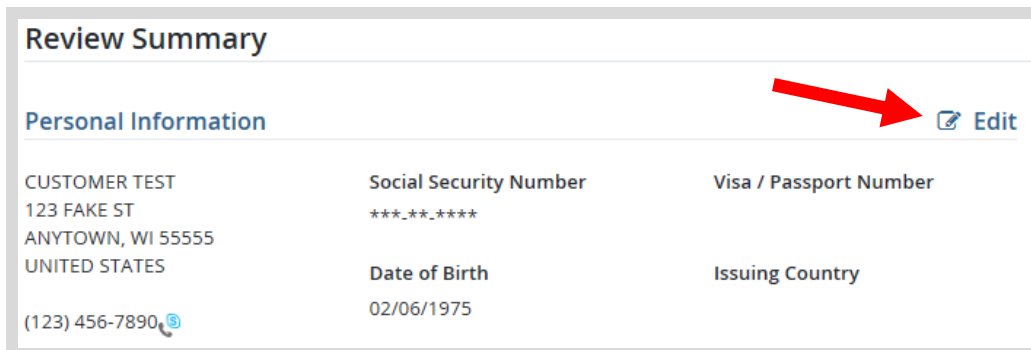
The login page features the Go Wild logo on the left, which includes a silhouette of a deer and the text 'go WILD'. On the right, there are two input fields: 'Username' and 'Password'. Each field has a 'Forgot [username/password]?' link to its right. Below the password field is a link that says 'Don't have one? Use Account Lookup'. A green 'Log In' button is positioned at the bottom right of the form.

- **Welcome Back!** Enter your driver license information (optional). If you do not wish to enter your driver license, leave both the DL state and DL number blank. Next indicate your state residency (Wisconsin resident or nonresident). If you are unsure of your state residency, select the [Help me decide](#) link. *Note: To change your residency from nonresident to resident, all customers age 18 and over must include a WI driver license number.*



The form is titled 'Welcome Back, CUSTOMER!'. It contains a blue instruction box: 'Enter your Driver's License number and issuing state if you have one, below. Only Wisconsin Driver's Licenses can be validated by the Dept of Transportation, if your license is validated, you can use your Wisconsin Driver's License as your hunting and/or fishing license in most instances (paper licenses are still required on boundary and outlying waters). Note: State law prohibits the use of a Wisconsin state identification card as a hunting and/or fishing license.' Below this are three input fields: 'Social Security Number' (with a masked value '***.**-7968'), 'Driver's License Issuing State' (a dropdown menu with 'Select' and a downward arrow), and 'Driver's License ID'. A 'Residency Required' section follows, asking 'Are you a Resident of the State of Wisconsin?' with a 'Help me decide' link and radio buttons for 'RESIDENT' and 'NON-RESIDENT'. A note below explains that a valid WI driver's license is required for resident pricing. At the bottom are 'Cancel' and 'Next' buttons.

- **Review Summary.** Check your personal information (address, phone, email, etc) for accuracy. If changes need to be made, select the  [Edit](#) icon. Once everything is confirmed correct, select the  button at the bottom.

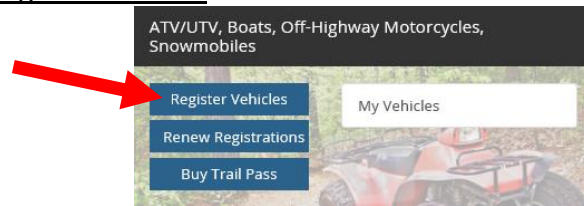



The 'Review Summary' page shows a table of personal information. A red arrow points to an 'Edit' icon (a pencil) next to the 'Personal Information' header. The table contains the following data:

Personal Information		
CUSTOMER TEST 123 FAKE ST ANYTOWN, WI 55555 UNITED STATES (123) 456-7890	Social Security Number ***.**-****	Visa / Passport Number
	Date of Birth 02/06/1975	Issuing Country

STEP 2: Select your vehicle to register

- **Customer Homepage.** Locate the section for ATV/UTV, Boats, Off-Highway Motorcycles, and Snowmobiles. Select the button to Register Vehicles.



- **Register a recreational vehicle.** Select the type of vehicle you wish to register. Click on the  icon for vehicle definitions and descriptions.

A screenshot of the "Register a Recreational Vehicle" form. The form has a title "Register a Recreational Vehicle" and a "My Vehicles" search box. Below the title is a "Initial Questions" button. The main question is "What type of Vehicle do you want to Register today?" with four buttons: "Boat", "Snowmobile", "ATV or UTV", and "Off Hwy Motorcycle". At the bottom, there is a "Want to renew instead?" link.

- **Vehicle Search.** If the vehicle has been registered in Wisconsin before, and you have the Wisconsin registration number, select YES and enter it. If not, select NO.

A screenshot of the "Register a Off Hwy Motorcycle" form. The form has a title "Register a Off Hwy Motorcycle" and a "My Vehicles" search box. Below the title is a "Initial Questions" button. The main question is "Do you have a Wisconsin Registration Number for this vehicle?" with two buttons: "Yes" and "No".

- **Enter Serial Number.** If no registration number is available, you will be asked to enter the vehicle serial number. Select Continue. If the vehicle is not found, you will also be prompted to enter the model year.

A screenshot of the "Register a Off Hwy Motorcycle" form. The form has a title "Register a Off Hwy Motorcycle" and a "My Vehicles" search box. Below the title is a "Initial Questions" button. A message box says "Info A Wisconsin registration has not been found for the Serial Number provided. Please review and confirm that your vehicle information is correct." Below the message is a table with two columns: "Vehicle Type" and "Serial Number". The "Vehicle Type" is "Off Hwy Motorcycle" and the "Serial Number" is "ABC123456789XYZV0001". Below the table are two input fields: "Serial Number" (containing "ABC123456789XYZV0001") and "Please provide your Model Year". At the bottom are "Cancel" and "Continue" buttons.

- **Vehicle confirmation.** If that vehicle has been registered in Wisconsin before, it will find it in the database. If not, the system will assume it is a new registration. Use the information on the screen to confirm the vehicle is correct. If it does not look correct, select NO and search again. Otherwise select YES if it is correct.

A screenshot of the "Register a Off Hwy Motorcycle" form. The form has a title "Register a Off Hwy Motorcycle" and a "My Vehicles" search box. Below the title is a "Initial Questions" button. A message box says "Info We could not find your vehicle. Please confirm that your vehicle information is correct." Below the message is a table with two columns: "Vehicle Type" and "Serial Number". The "Vehicle Type" is "Off Hwy Motorcycle" and the "Serial Number" is "OHM1234XRVALM007". Below the table is the question "Is this the vehicle you wish to register?" with two buttons: "Yes" and "No". A red arrow points to the "Yes" button.

- **Serial number verification.** How did you confirm the serial number on your vehicle? Pick the one that most closely matches the document you copied the serial number from. Select Continue.

Register a Off Hwy Motorcycle

Initial Questions

Vehicle Type	Serial Number
Off Hwy Motorcycle	OHM1234XRVALM007

How was the serial number on your recreational vehicle verified?

Registration Certificate
 MSO (Manufacturer's Statement of Origin)
 Title
 Dealer
 Supporting Document/Bill of Sale
 Recreational Vehicle Itself

Cancel Continue

- **Vehicle Information.** Enter the specifications of your vehicle. Make sure to fill in all required fields.

Off Hwy Motorcycle Information

Initial Questions Vehicle Information

Vehicle Type	Serial Number	Model Year
Off Hwy Motorcycle	OHM123456789V00147	2019

Please provide the following information about your vehicle:
Unless otherwise noted, all fields are required.

Make Model Nickname *Optional*
 Check if vehicle is equipped with an electric engine Engine Size (cc)

Cancel Continue

- **Additional Questions.** Answer all the questions regarding the description of your OHM. Vehicles must meet the State definition to be eligible for registration and use on trails.

Additional Questions

Initial Questions Vehicle Information

Vehicle Type	Serial Number	Make	Model	Model Year
Off Hwy Motorcycle	OHM1234XRVALM007	Honda	XR	2017

Does your motorcycle have 2 wheels?

No
 Yes

Does your motorcycle have a straddled seat?

No
 Yes

Is your motorcycle equipped with handle bars?

No
 Yes

Is your motorcycle designed for use off highway (regardless of whether it is also designed for use on a highway)?

No
 Yes

Cancel Continue

- **Purchase Info.** Enter the name and address of the person or business that you obtained the vehicle from.

Purchase Information

Initial Questions Vehicle Information Purchase Information

Vehicle Type	Serial Number	Make	Model	Model Year
Off Hwy Motorcycle	OHM1234XRVALM007	Honda	XR	2017

Who did you obtain this vehicle from?

Name *Required*

Address

City State / Province Postal Code

Federal Tax ID (if purchased at a Dealer)

Clear Seller Info

- Tax Information.** Enter the date purchased and the Wisconsin county it will be primarily used/kept in. Enter the amount you paid for the vehicle, and any trade in amount and description you had at a dealer location. If you are exempt from paying the taxes on the purchase price, indicate yes or no and check one of the exemption reasons. For tax related questions please contact the Department of Revenue.

Tax Information

A 5% WI sales tax must be collected for all nonexempt private party or dealer sales. County and stadium use taxes may also apply and are based on where the vehicle is primarily kept/used while in Wisconsin. Credit will be given for state and local taxes previously paid by the registration (i.e. tax paid in another state where the sale took place).

NOTE: customers who dual register their vehicle in Wisconsin and another state are subject to sales tax if they have not paid state and local taxes.

Purchase Date

Wisconsin County Primarily Used In

Purchase Amount

Was a trade-in included in the purchase?

Yes

No

Is the purchase eligible for tax exemption? [More Information](#)

Yes

No

Will you be riding only (exclusively) on private property (not for riding on public trails or frozen waterways)? [More Information](#)

Yes

No

Taxable Amount

- Registration Summary Page.** View the summary of the information you have entered for your vehicle to ensure accuracy. Select if you are satisfied with the information.
- OHM Registration and Add-ons.** The system will determine the registration type for your vehicle based on the information you provided. Note the Add-on products that may be available. *Example: You may also register your OHM for private use. Check all that apply and add to cart.*

Off-Highway Motorcycle (OHM) Public Registration

Allows user to operate on areas open to the public or private property with the appropriate permission.

Price: \$30.00

Add-on At Cost

Off-Highway Motorcycle (OHM) Private Registration \$15.00

Off-Highway Motorcycle (OHM) Private Agricultural Registration \$15.00

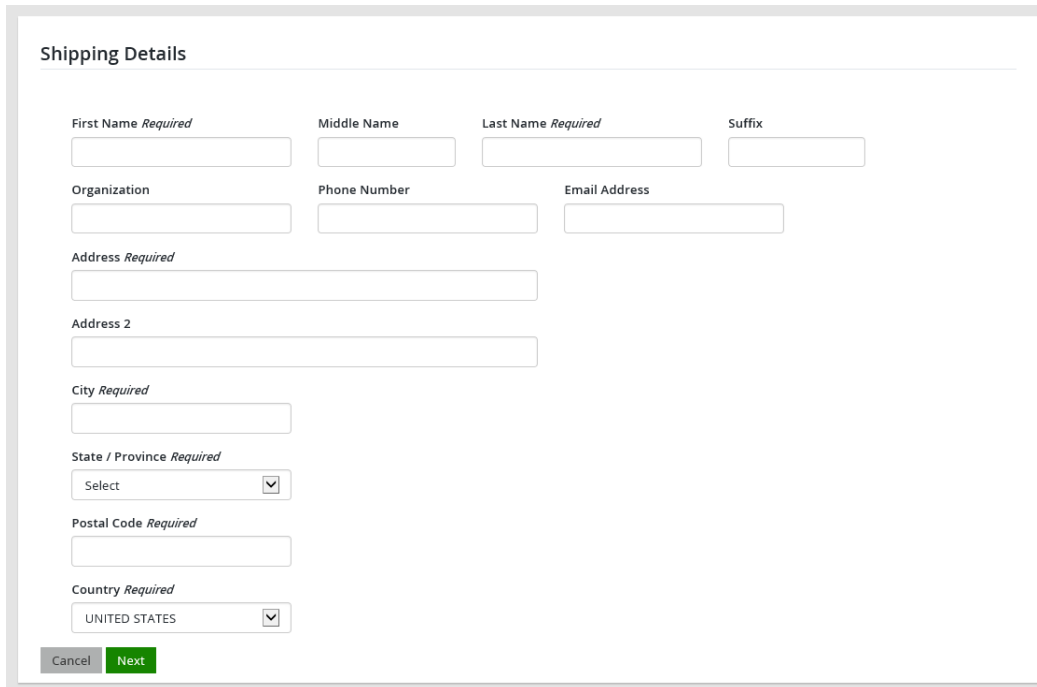
- Shopping Cart.** Confirm your purchase is correct. Select your Payment Type (Credit Card or Checking Account) and select . Or select Keep Shopping if you need to purchase more.

[Remove all from cart](#)

Off-Highway Motorcycle (OHM) Public Registration 201908020286 Honda Bike 2019 Valid From 8/2/2019 - 3/31/2021	<input type="button" value="✕ Remove"/> \$30.00
Subtotal: \$30.00	
Payment Type: <input type="text" value="Credit Card"/> <input type="button" value="▼"/>	

STEP 3: Make payment and print your temporary operating receipt

- **Shipping Details.** Enter the location you would like your items shipped and select NEXT. *Note: The system will check the address for any errors and recommend address adjustments if necessary.*

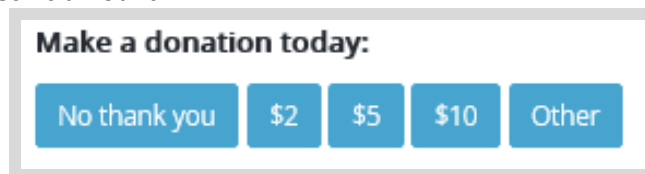


The form is titled "Shipping Details" and contains the following fields:

- First Name *Required* (text input)
- Middle Name (text input)
- Last Name *Required* (text input)
- Suffix (text input)
- Organization (text input)
- Phone Number (text input)
- Email Address (text input)
- Address *Required* (text input)
- Address 2 (text input)
- City *Required* (text input)
- State / Province *Required* (dropdown menu with "Select" option)
- Postal Code *Required* (text input)
- Country *Required* (dropdown menu with "UNITED STATES" option)

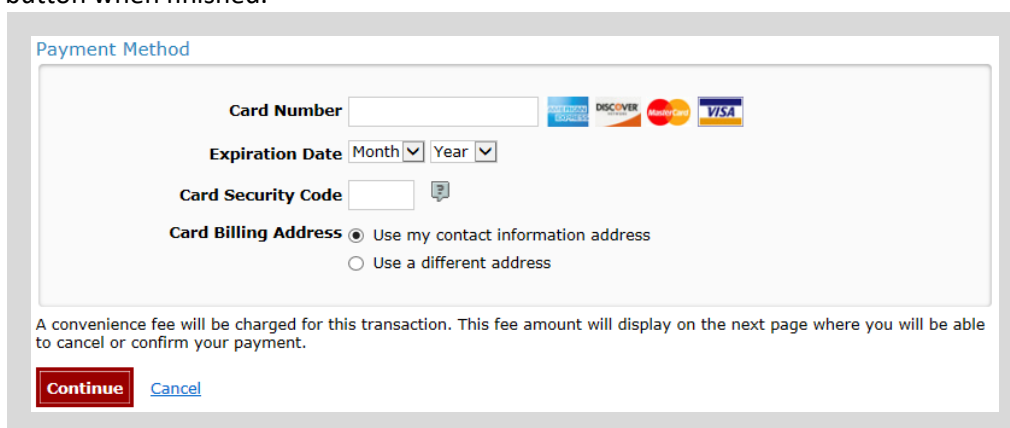
At the bottom left, there are two buttons: "Cancel" (grey) and "Next" (green).

- **Donations:** Make a donation to the Cherish Wisconsin Fund. You may select one of the predetermined amounts or select Other to enter in a specific amount.



The form is titled "Make a donation today:" and contains five buttons: "No thank you", "\$2", "\$5", "\$10", and "Other".

- **Make Payment.** Check the screen for reminders and confirm the total. A convenience fee of 1.75% will be added to your total when a credit card is used. Select **Make Payment** when ready.
- **Payment Processing.** Scroll to the bottom and enter your credit card (or checking account) information. Select the red Continue button when finished.



The form is titled "Payment Method" and contains the following fields:

- Card Number (text input) with logos for American Express, Discover, MasterCard, and Visa.
- Expiration Date (Month and Year dropdown menus).
- Card Security Code (text input) with a help icon.
- Card Billing Address (radio buttons):
 - Use my contact information address
 - Use a different address

At the bottom, there is a red "Continue" button and a blue "Cancel" button.

A convenience fee will be charged for this transaction. This fee amount will display on the next page where you will be able to cancel or confirm your payment.

- **Review Payment.** The last step before the purchase is final. Confirm your payment details, payment method, Billing address, and contact info on the screen. Select **Confirm** to continue.

- **Confirmation. IMPORTANT!** Your purchase is final, but you are not done yet! Copy down the confirmation number or print the screen. Then select the red Continue To State Website button to return and print your license documents.

Confirmation

You must click the "Continue" button below in order to return to the state agency's website.

Please keep a record of your Confirmation Number, or [print this page](#) for your records.

Confirmation Number **XWNXCS000090099**

Continue To State Website

- **Printing your license.** Now back in the Go Wild site, scroll down all the way to the bottom and select the **Receipt and License Documents** button and open the documents for printing. You must carry this printed temporary operating receipt while you operate until your materials arrive via US Mail.

Do you want to open or save **receipt_68744521.pdf** (305 KB) from **uatapp.wi.gov**? ✕

Open Save ▼ Cancel