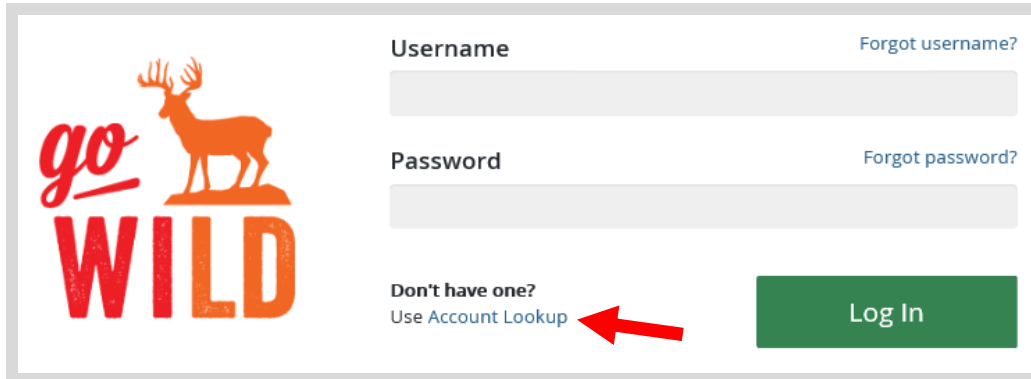


HOW TO: Use your DNR GoWild account

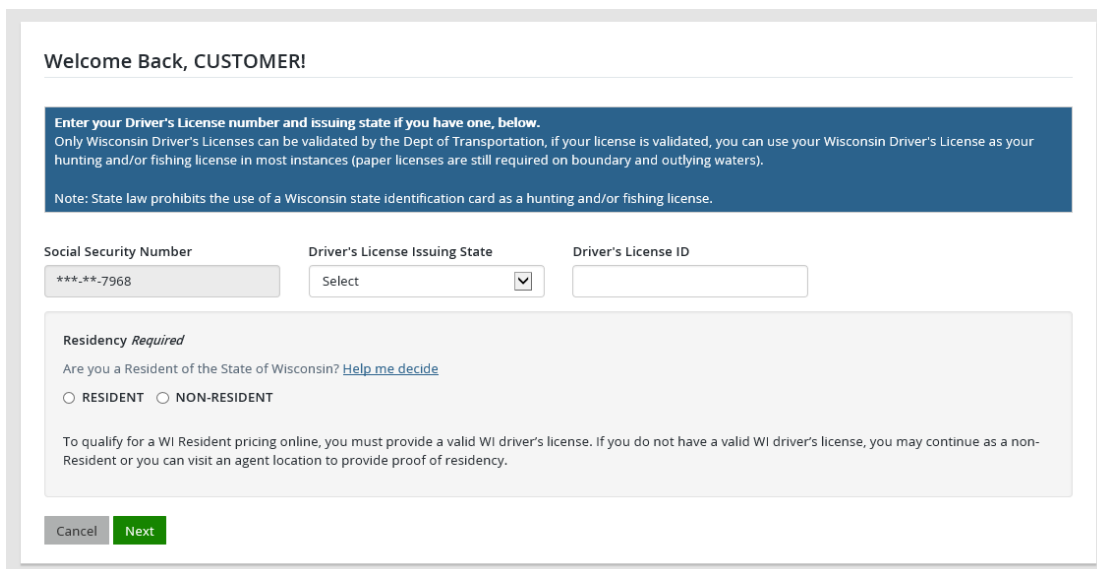
STEP 1: Log in / create your Go Wild account

- Visit the website gowild.wi.gov. If you have already set up a username/password for your account, you may log in directly using that. If you have not yet created a username/password, use the “Account Lookup” option to search for your account or create a new account if necessary.





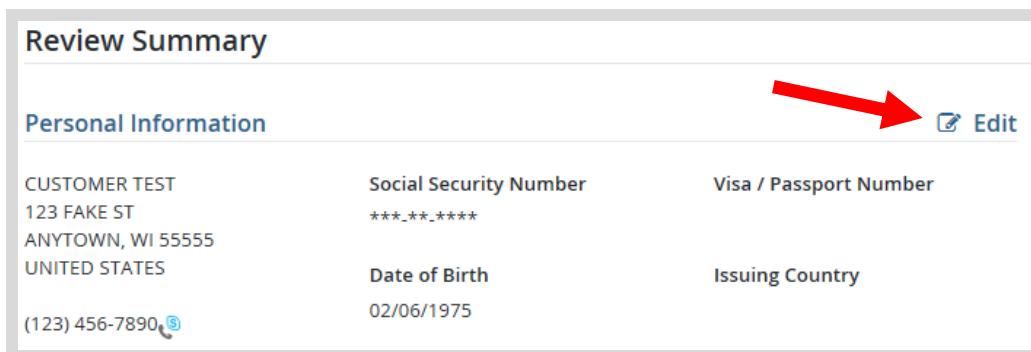
The image shows the GoWild login page. On the left is the GoWild logo featuring a deer silhouette and the text 'go WILD'. On the right, there are two input fields: 'Username' and 'Password'. To the right of each field is a link: 'Forgot username?' and 'Forgot password?'. Below the password field, there is a link 'Don't have one? Use Account Lookup' with a red arrow pointing to it, and a green 'Log In' button.

- **Welcome Back!** Enter your driver license information (optional). If you do not wish to enter your driver license, leave both the DL state and DL number blank. Next indicate your state residency (Wisconsin resident or nonresident). If you are unsure of your state residency, select the [Help me decide](#) link. *Note: To change your residency from nonresident to resident, all customers age 18 and over must include a WI driver license number.*



The image shows a 'Welcome Back, CUSTOMER!' form. It has a blue header with instructions: 'Enter your Driver's License number and issuing state if you have one, below. Only Wisconsin Driver's Licenses can be validated by the Dept of Transportation, if your license is validated, you can use your Wisconsin Driver's License as your hunting and/or fishing license in most instances (paper licenses are still required on boundary and outlying waters). Note: State law prohibits the use of a Wisconsin state identification card as a hunting and/or fishing license.' Below this are three input fields: 'Social Security Number' (with a masked value '***.**-7968'), 'Driver's License Issuing State' (a dropdown menu with 'Select' and a checkmark), and 'Driver's License ID'. Below these is a 'Residency Required' section with the question 'Are you a Resident of the State of Wisconsin?' and a link 'Help me decide'. There are two radio buttons: 'RESIDENT' and 'NON-RESIDENT'. A note below says: 'To qualify for a WI Resident pricing online, you must provide a valid WI driver's license. If you do not have a valid WI driver's license, you may continue as a non-Resident or you can visit an agent location to provide proof of residency.' At the bottom are 'Cancel' and 'Next' buttons.

- **Review Summary.** Check your personal information (address, phone, email, etc) for accuracy. If changes need to be made, select the  [Edit](#) icon. Once everything is confirmed correct, select the  [Yes](#) button at the bottom.



The image shows a 'Review Summary' form. It has a title 'Review Summary' and a section 'Personal Information'. Below this is a table of information:

CUSTOMER TEST 123 FAKE ST ANYTOWN, WI 55555 UNITED STATES (123) 456-7890	Social Security Number ***.**-7968	Visa / Passport Number
	Date of Birth 02/06/1975	Issuing Country

At the top right of the 'Personal Information' section, there is an 'Edit' icon (a pencil) with a red arrow pointing to it.

Welcome to your Go Wild Home Page!

- Your Go Wild home page is your central hub for all your hunting, fishing and recreational needs. Each section of the page is designed to get the licenses and permits you need to go to enjoy the outdoors:

Customer Information:

This section contains your personal info and the means to edit your profile.

CUSTOMER's Homepage

DNR 729-086-322
CUSTOMER TEST
123 FAKE ST
ANYTOWN, WI 55555
[View / Edit Profile](#)

LICENSES PURCHASED TODAY WILL EXPIRE 3/31/2019.

Your 2018 licenses are valid through 3/31/2019. The 2019 License Year will start in early March 2019.

Important messages:

Look here to learn any new rule changes or updates.

Licenses:

This section is all things hunt/fish. You are able to purchase hunt fish licenses, or reprint any licenses you may have lost at no charge. You may even check your active licenses or look at your license purchase history.

Licenses

[Buy Licenses](#)

[Current Licenses](#)

[Buy Stamps](#)

[License History](#)

[Reprint Documents](#)

ATV/UTV, Boats, Off-Highway Motorcycles, Snowmobiles

[Register Vehicles](#)

[My Vehicles](#)

[Renew Registrations](#)

[Buy Trail Pass](#)

ATV/UTV, Boats, Off-Highway Motorcycles and Snowmobiles:

This section is all about vehicle registration. You can register new recreational vehicles, or renew vehicles already in your account. Purchase trail passes, or order replacement materials such as registration decals. Select My Vehicles to see all your registered vehicles.

Applications and Points:

You may purchase your hunting and trapping applications here. It will also show you your current preference points you have accumulated. You can look back at your application history and see applications you submitted or may have missed.

Applications and Points

[Buy Permit Applications](#)

[Submitted Applications](#)

Fall Turkey - 1 pts.
Spring Turkey - 1 pts.
Otter - 1 pts.
Fisher - 1 pts.

[Application History](#)

Safety Education

[Student Dashboard](#)

[Enroll](#)

[Reprint Certificates](#)

[History](#)

Safety Education:

Check your dashboard to see the safety education courses you have taken. You can reprint a copy of your safety certificates at no charge. Search for and enroll in a safety education class

My Game Reg:

Visit here to register your game harvest easy and fast. Look up what tags you have used so far, and which you have left. See what game you have registered in the past.

My Game Reg

[Report Harvest](#)

[Current Tags/Harvest Authorizations:](#)

No tags to display

[Current Tags/Harvest Auth](#)

[Harvest History](#)

Need Help

Step-by-step picture guide to help you with your online purchase

Need Help:

The DNR has a customer support line ready to help you with your hunting and fishing license needs. It open 7 days a week from 7am to 10pm.

