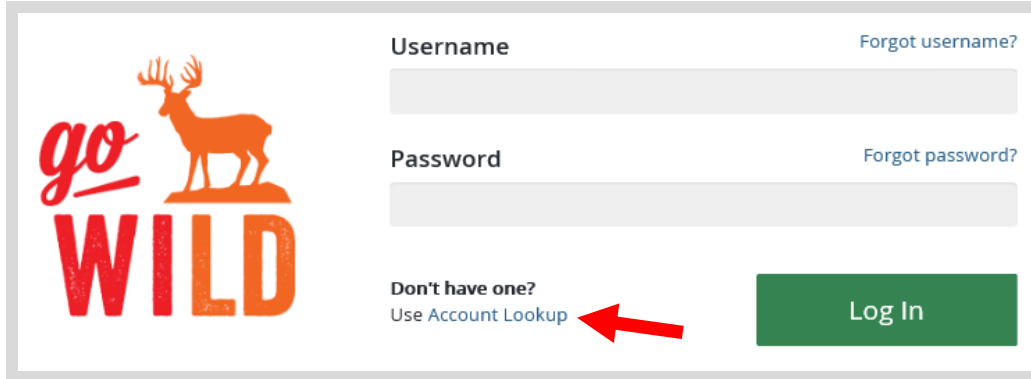


HOW TO: Purchase an Annual Fishing License on Go Wild

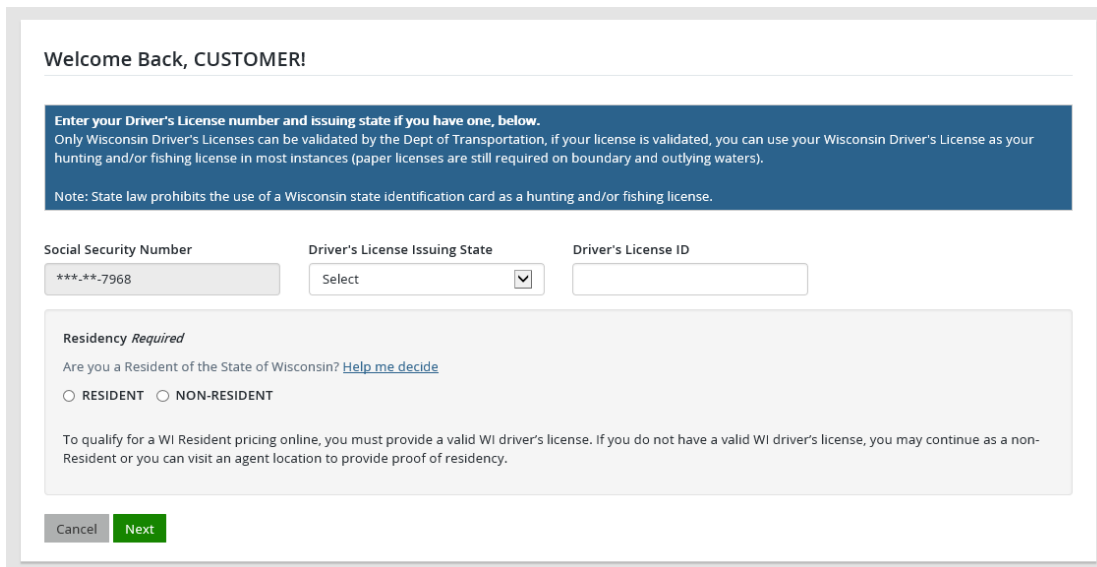
STEP 1: Log in / create your Go Wild account

- Visit the website gowild.wi.gov. If you have already set up a username/password for your account, you may log in directly using that. If you have not yet created a username/password, use the “Account Lookup” option to search for your account or create a new account if necessary.





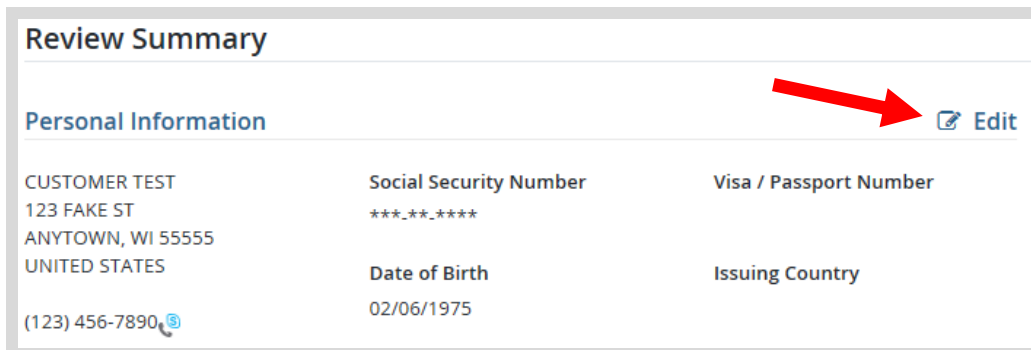
The image shows the Go Wild login page. On the left is the Go Wild logo featuring a deer silhouette and the text 'go WILD'. On the right, there are two input fields: 'Username' and 'Password'. Each field has a 'Forgot [username/password]?' link to its right. Below the password field, there is a link 'Don't have one? Use Account Lookup' with a red arrow pointing to it, and a green 'Log In' button.

- **Welcome Back!** Enter your driver license information (optional). If you do not wish to enter your driver license, leave both the DL state and DL number blank. Next indicate your state residency (Wisconsin resident or nonresident). If you are unsure of your state residency, select the [Help me decide](#) link. *Note: To change your residency from nonresident to resident, all customers age 18 and over must include a WI driver license number.*



The image shows a 'Welcome Back, CUSTOMER!' form. It includes a blue instruction box: 'Enter your Driver's License number and issuing state if you have one, below. Only Wisconsin Driver's Licenses can be validated by the Dept of Transportation, if your license is validated, you can use your Wisconsin Driver's License as your hunting and/or fishing license in most instances (paper licenses are still required on boundary and outlying waters). Note: State law prohibits the use of a Wisconsin state identification card as a hunting and/or fishing license.' Below this are three input fields: 'Social Security Number' (with a masked value '***.**-7968'), 'Driver's License Issuing State' (a dropdown menu with 'Select' and a checkmark), and 'Driver's License ID'. A 'Residency Required' section asks 'Are you a Resident of the State of Wisconsin?' with radio buttons for 'RESIDENT' and 'NON-RESIDENT', and a 'Help me decide' link. A note at the bottom states: 'To qualify for a WI Resident pricing online, you must provide a valid WI driver's license. If you do not have a valid WI driver's license, you may continue as a non-Resident or you can visit an agent location to provide proof of residency.' At the bottom are 'Cancel' and 'Next' buttons.

- **Review Summary.** Check your personal information (address, phone, email, etc) for accuracy. If changes need to be made, select the  [Edit](#) icon. Once everything is confirmed correct, select the  [Yes](#) button at the bottom.

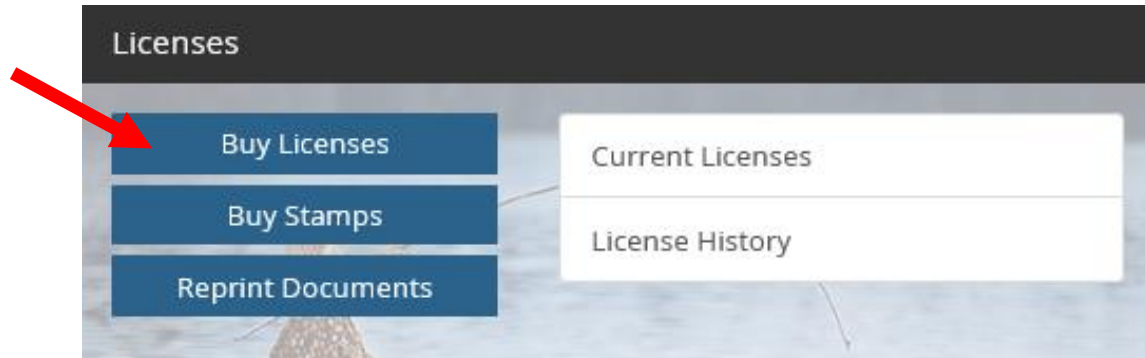


The image shows a 'Review Summary' page. It has a section titled 'Personal Information' with a red arrow pointing to an 'Edit' icon. Below this is a table of personal information:

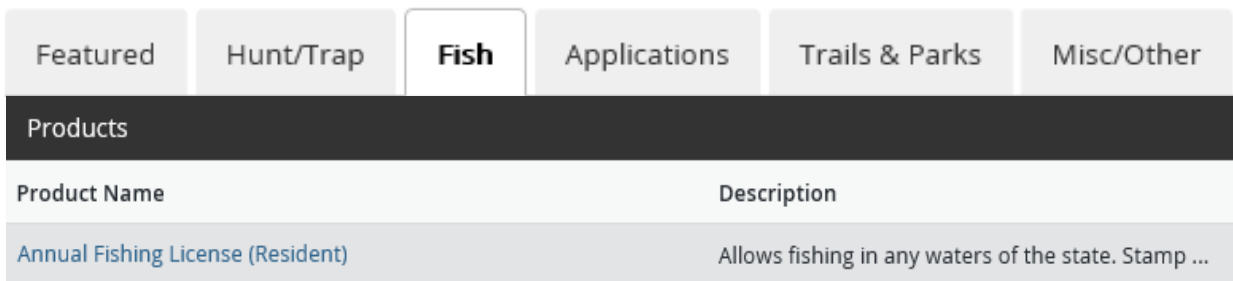
CUSTOMER TEST	Social Security Number	Visa / Passport Number
123 FAKE ST ANYTOWN, WI 55555 UNITED STATES	***_**_****	
(123) 456-7890	Date of Birth	Issuing Country
	02/06/1975	

STEP 2: Select your license

- **Customer Homepage.** Locate the Licenses section and select **Buy Licenses**



- **Product Catalog.** Select the **Fish** tab, and then select the **Annual Fishing License** from the Product List.



- **Add-on options.** Select any stamps or other add-on products you would like with your fishing license by selecting the check boxes. Select Add to cart when done.

Annual Fishing License (Resident)

Allows fishing in any waters of the state. Stamp Privileges are required to fish inland trout or great lakes trout & salmon.

Price:

Add-on At Cost

Go Wild Conservation Card
Get your Card now! You will receive your card in the mail within 14 business days. The Conservation Card does not expire. It is a convenient and durable alternate to paper licenses. Licenses, stamps, and hunter education authorities can all be accessed from the Conservation Card. You are required to carry paper carcass tags for certain species.

Inland Waters Trout Stamp
Allows fishing (in addition to a license authorizing fishing) for trout on all inland waters, except Green Bay and Lake Michigan tributaries up to the first dam or lake and tributaries to Lake Superior. Conservation Patrons, Senior Citizen Recreation cardholders, and free resident Military Fishing/Small Game license holders are exempt from purchasing an inland trout stamp.

Great Lakes Salmon/Trout Stamp
Allows fishing (in addition to a license authorizing fishing) for trout or salmon on Lake Superior, Lake Michigan, Green Bay and the tributaries of Lake Michigan and Green Bay up to the first dam or lake. Conservation Patrons, Senior Citizen Recreation cardholders, and free resident Military Fishing/Small Game license holders are exempt from purchasing a great lakes trout & salmon stamp.

STEP 3: Make payment and print your receipt/license

- **Shopping Cart.** Confirm your purchase is correct. Select your **Payment Type** (Credit Card or Checking Account) and select **Checkout**. Or select Keep Shopping if you need to purchase more.

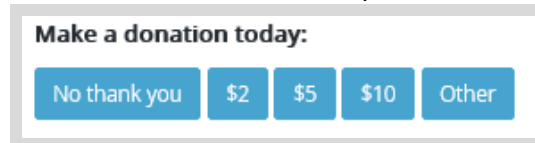


Annual Fishing License (Resident)
Valid From 8/7 - 3/31

Subtotal:
Payment Type: Credit Card

Keep Shopping Checkout

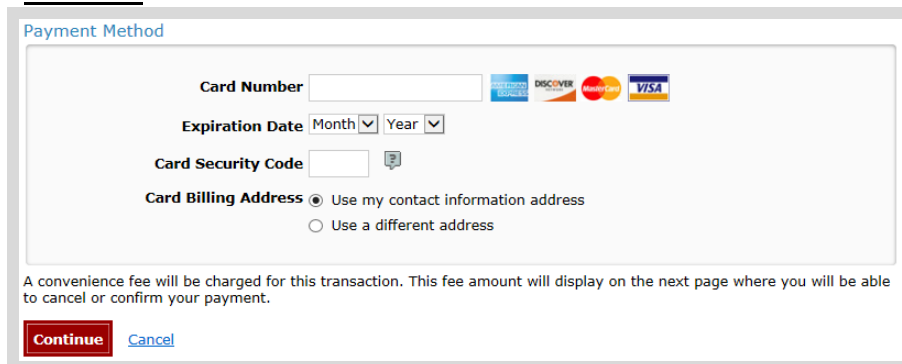
- **Donations:** Make a donation to the Cherish Wisconsin Fund. You may select one of the predetermined amounts or select Other to enter in a specific amount.



Make a donation today:

No thank you \$2 \$5 \$10 Other

- **Make Payment.** Check the screen for reminders and confirm the total. A convenience fee of 1.75% will be added to your total when a credit card is used. Select **Make Payment** when ready.
- **Payment Processing.** Scroll to the bottom and enter your credit card (or checking account) information. Select the red **Continue** button when finished.



Payment Method

Card Number [input] [American Express] [Discover] [MasterCard] [VISA]

Expiration Date Month [dropdown] Year [dropdown]

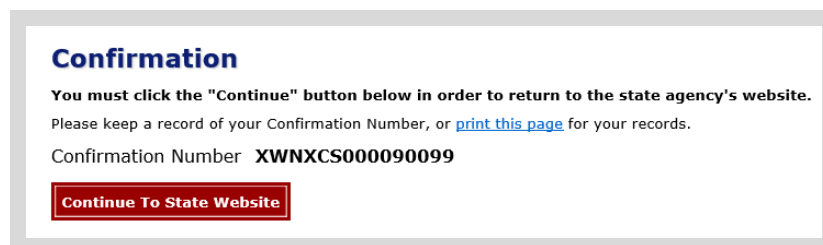
Card Security Code [input]

Card Billing Address Use my contact information address
 Use a different address

A convenience fee will be charged for this transaction. This fee amount will display on the next page where you will be able to cancel or confirm your payment.

Continue Cancel

- **Review Payment.** The last step before the license purchase is final. Confirm your payment details, payment method, Billing address, and contact info on the screen. Select **Confirm** when finished.
- **Confirmation.** Your purchase is final, but you are not done yet! Copy down the confirmation number or print the screen. Then select the red **Continue To State Website** button to return and print your license documents.



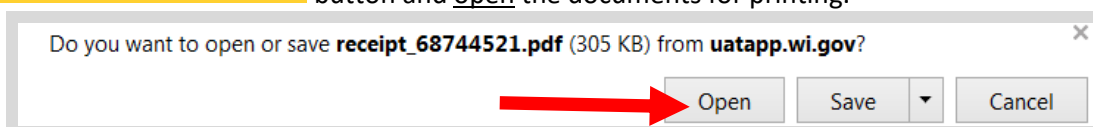
Confirmation

You must click the "Continue" button below in order to return to the state agency's website.
Please keep a record of your Confirmation Number, or [print this page](#) for your records.

Confirmation Number **XWNXCS000090099**

Continue To State Website

- **Printing your license.** Now back in the Go Wild site, scroll down all the way to the bottom and select the **Receipt and License Documents** button and **open** the documents for printing.



Do you want to open or save **receipt_68744521.pdf** (305 KB) from **uatapp.wi.gov?**

Open Save Cancel