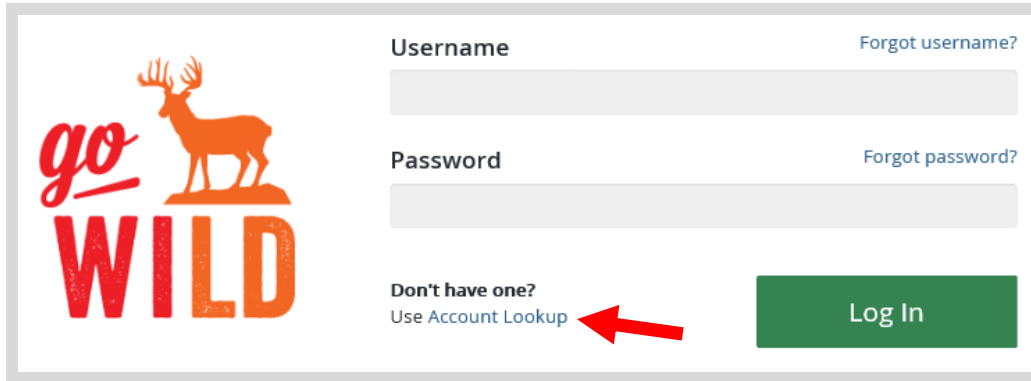


HOW TO: Redeem my Farmland Zone Antlerless Harvest Authorizations

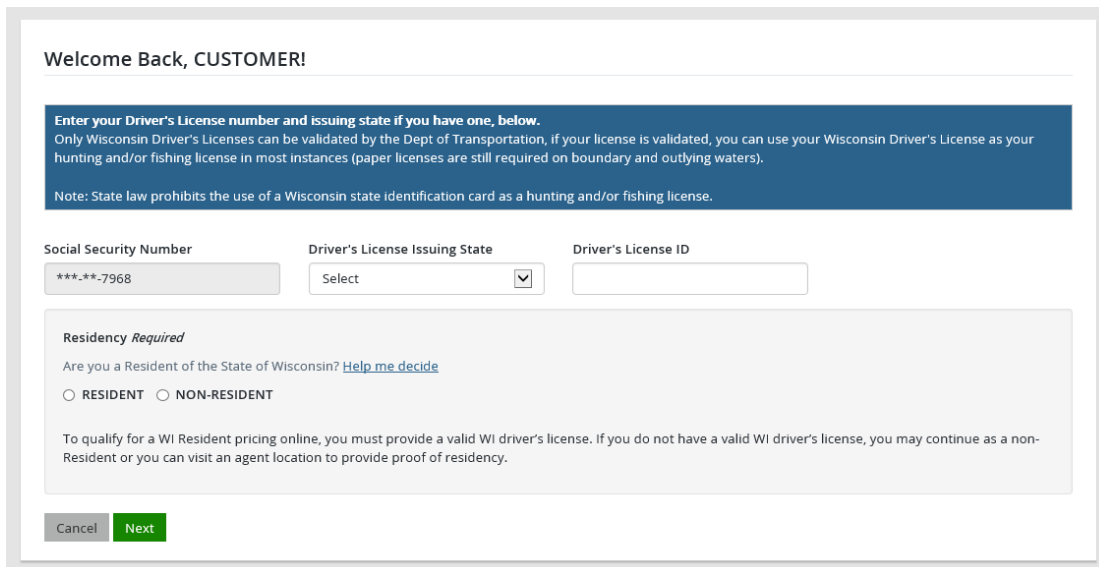
STEP 1: Log in / create your Go Wild account

- Visit the website gowild.wi.gov. If you have already set up a username/password for your account, you may log in directly using that. If you have not yet created a username/password, use the “Account Lookup” option to search for your account or create a new account if necessary.



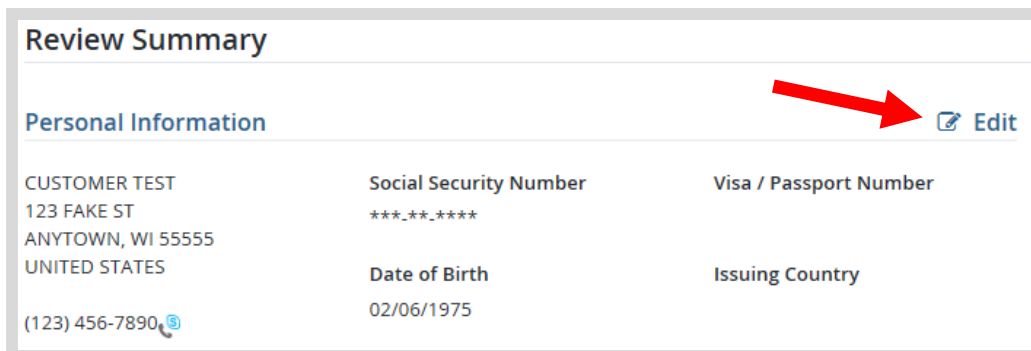
The image shows the Go Wild login page. On the left is the Go Wild logo featuring a deer silhouette and the text 'go WILD'. To the right are two input fields: 'Username' and 'Password'. Each field has a 'Forgot' link to its right. Below the password field is a link that says 'Don't have one? Use Account Lookup' with a red arrow pointing to it. To the right of this link is a green 'Log In' button.

- **Welcome Back!** Enter your driver license information (optional). If you do not wish to enter your driver license, leave both the DL state and DL number blank. Next indicate your state residency (Wisconsin resident or nonresident). If you are unsure of your state residency, select the [Help me decide](#) link. *Note: To change your residency from nonresident to resident, all customers age 18 and over must include a WI driver license number.*



The image shows a 'Welcome Back, CUSTOMER!' form. It has a blue header with instructions: 'Enter your Driver's License number and issuing state if you have one, below. Only Wisconsin Driver's Licenses can be validated by the Dept of Transportation, if your license is validated, you can use your Wisconsin Driver's License as your hunting and/or fishing license in most instances (paper licenses are still required on boundary and outlying waters). Note: State law prohibits the use of a Wisconsin state Identification card as a hunting and/or fishing license.' Below this are three input fields: 'Social Security Number' (masked as ***-**-7968), 'Driver's License Issuing State' (a dropdown menu with 'Select' and a downward arrow), and 'Driver's License ID'. Below these is a 'Residency Required' section with the question 'Are you a Resident of the State of Wisconsin?' and two radio buttons: 'RESIDENT' and 'NON-RESIDENT'. There is a 'Help me decide' link. At the bottom are 'Cancel' and 'Next' buttons.

- **Review Summary.** Check your personal information (address, phone, email, etc) for accuracy. If changes need to be made, select the [Edit](#) icon. Once everything is confirmed correct, select the [Yes](#) button at the bottom.

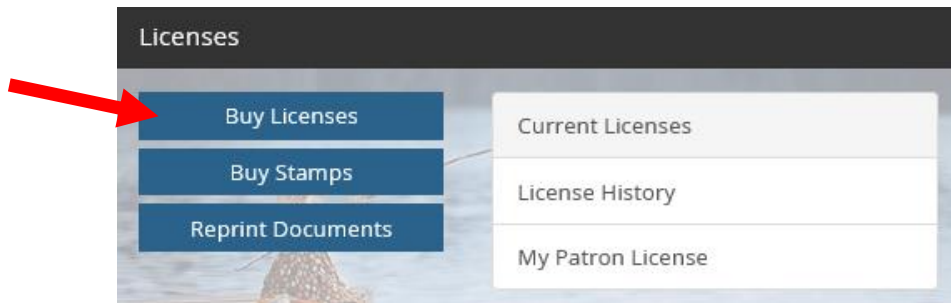


The image shows a 'Review Summary' form. It has a title 'Review Summary' and a section for 'Personal Information'. A red arrow points to an 'Edit' icon (a pencil) next to the 'Personal Information' header. Below this is a table of personal information:

CUSTOMER TEST	Social Security Number	Visa / Passport Number
123 FAKE ST	***-**-****	
ANYTOWN, WI 55555	Date of Birth	Issuing Country
UNITED STATES	02/06/1975	
(123) 456-7890		

STEP 2: Select your license

- **Customer Homepage.** Locate the Licenses section and select [Buy Licenses](#)



- **Product Catalog.** Select the [Featured](#) tab, or the [Hunt/Trap](#) tab at the top, and select the [Farmland \(Zone 2\) Antlerless Harvest Authorization](#) from the Product List. Note: *This product will only show up if you did not receive your farmland antlerless harvest authorizations at the time you purchased your license.*

Featured	Hunt/Trap	Fish	Applications	Trails & Parks	Misc/Other	Renew Vehicle
Products						
Product Name		Description				
Farmland (Zone 2) Antlerless Deer Harvest Authorization		Antlerless harvest authorizations are offered with...				

- **Farmland Harvest Authorization.** Select the [Management Zone/Unit](#) (county). The drop-down list will show only the counties that have them available. Designate the [land type](#) (public or private land) for each harvest authorization. *EXAMPLE: You may choose one county for each license. Each county offers different amounts. Antlerless harvest authorizations are not weapon specific, but you must designate land type on each.*

Farmland (Zone 2) Antlerless Deer Harvest Authorization

Antlerless harvest authorizations are offered with each deer license for the Farmland (Zone 2) areas of the state.

You can obtain your antlerless harvest authorization(s) at any time before the end of the deer season online or at a DNR Office for no additional fee, or at a Non-DNR agent with a \$2.00 processing fee. When taking the farmland harvest authorization(s), you are able to select one unit for each deer license, but you must accept the full quantity of authorizations for each unit. See the below map for details on availability and quantity.

Price: \$0.00

[Please refer to this map for zone choices](#) **MAP**

Please select a management unit for your antlerless Farmland (Zone 2) harvest authorization(s).

Management Zone/Unit Required:

Time Period Required:

You are eligible for 2 harvest authorizations for this Management Zone/Unit:

Land Type Required: Public Private

Land Type Required: Public Private

STEP 3: Print your documents

- **Shopping Cart.** Confirm your purchase is correct. This product is free of charge when you obtain them online, so no need to pick a payment type. Select Checkout if this will be your only product selected, or you may select Keep Shopping if you need to purchase more.

	Subtotal:	\$0.00
	Payment Type:	Credit Card <input type="button" value="v"/>
Credit cards are subject to a 1.75% convenience fee. Choosing the checking account option has no fee.	Convenience Fee:	\$0.00
Grand Total:		\$0.00

- **Order Receipt.** Since there is no payment required for this product alone, you will proceed directly to your receipt page where you may start the printing process. Select the [Receipt and License Documents](#) button.

Order Receipt

Transaction #69908404

The following products have been added to your account.

Name	Qty	Price	Line Total
Farmland (Zone 2) Antlerless Deer Harvest Authorization	1	\$0.00/ea	\$0.00
Total			\$0.00

CRITICAL INFORMATION! You need to print your license, permits, and documents today!

- **License Purchases:** Print them at home following your transaction. You will no longer be receiving your licenses in the mail.
- **Registration Purchases:** Print your receipt and temporary operating receipt so you may use your boat, ATV/UTV or snowmobile until the registration decals and card arrive in the mail.
 - Boats 16 ft in length or longer: if new registration or changing ownership, you will need to print your pending checklist to mail in the required documents to complete your registration.

[Receipt and License Documents](#)

[Back to Dashboard](#)

- **Open the document for printing.** A new window will appear. Select Open. This will open the image of the documents for you to print.

Do you want to open or save **receipt_68744521.pdf** (305 KB) from **uatapp.wi.gov** ✕