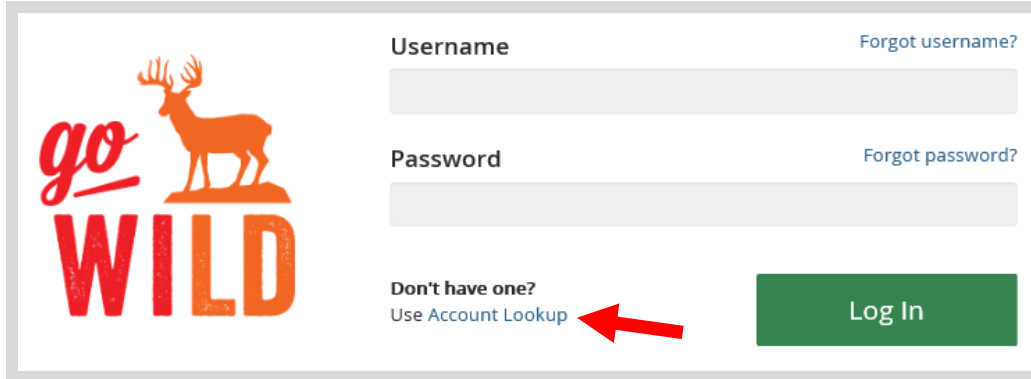


# HOW TO: Purchase a bonus antlerless tag in Go Wild

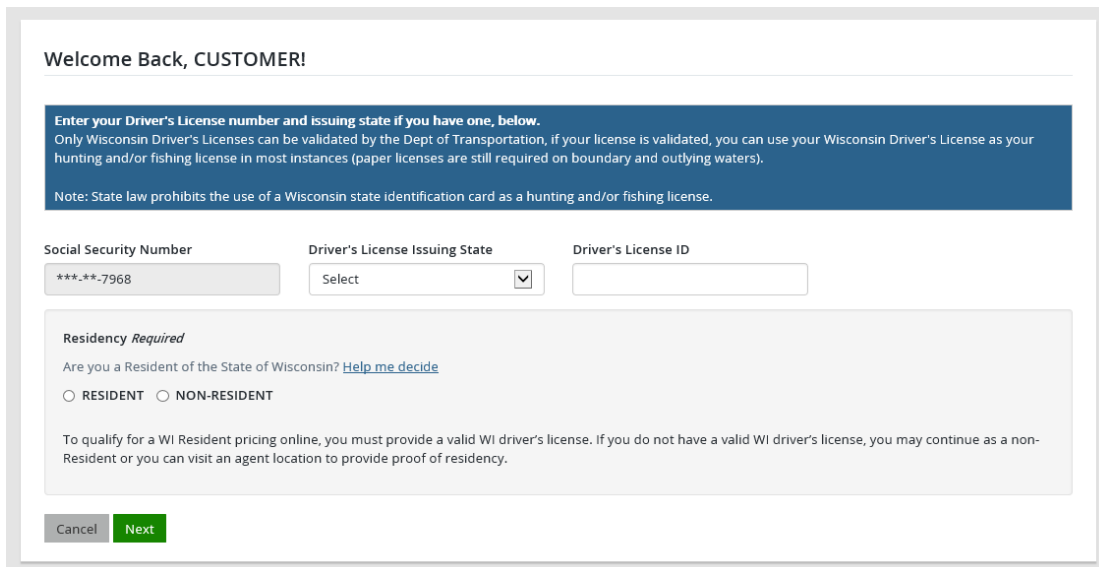
## STEP 1: Log in / create your Go Wild account

- Visit the website [gowild.wi.gov](http://gowild.wi.gov). If you have already set up a username/password for your account, you may log in directly using that. If you have not yet created a username/password, use the “Account Lookup” option to search for your account or create a new account if necessary.





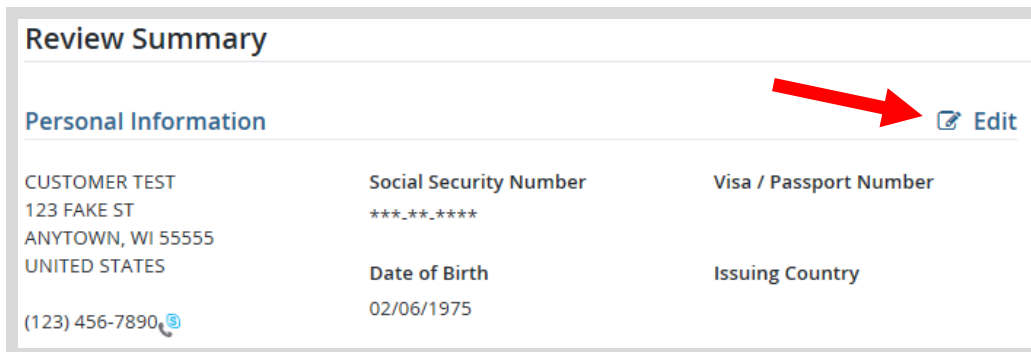
The image shows the Go Wild login page. On the left is the Go Wild logo featuring a deer silhouette and the text 'go WILD'. On the right, there are two input fields: 'Username' and 'Password'. Each field has a 'Forgot [username/password]?' link to its right. Below the password field, there is a link 'Don't have one? Use Account Lookup' with a red arrow pointing to it, and a green 'Log In' button.

- **Welcome Back!** Enter your driver license information (optional). If you do not wish to enter your driver license, leave both the DL state and DL number blank. Next indicate your state residency (Wisconsin resident or nonresident). If you are unsure of your state residency, select the [Help me decide](#) link. *Note: To change your residency from nonresident to resident, all customers age 18 and over must include a WI driver license number.*




The image shows a 'Welcome Back, CUSTOMER!' form. It includes a blue instruction box: 'Enter your Driver's License number and issuing state if you have one, below. Only Wisconsin Driver's Licenses can be validated by the Dept of Transportation, if your license is validated, you can use your Wisconsin Driver's License as your hunting and/or fishing license in most instances (paper licenses are still required on boundary and outlying waters). Note: State law prohibits the use of a Wisconsin state identification card as a hunting and/or fishing license.' Below this are three input fields: 'Social Security Number' (masked as '\*\*\*.\*\*-7968'), 'Driver's License Issuing State' (a dropdown menu with 'Select' and a checkmark), and 'Driver's License ID'. Underneath is a 'Residency Required' section with the question 'Are you a Resident of the State of Wisconsin?' and a 'Help me decide' link. There are two radio buttons: 'RESIDENT' and 'NON-RESIDENT'. A note below states: 'To qualify for a WI Resident pricing online, you must provide a valid WI driver's license. If you do not have a valid WI driver's license, you may continue as a non-Resident or you can visit an agent location to provide proof of residency.' At the bottom are 'Cancel' and 'Next' buttons.

- **Review Summary.** Check your personal information (address, phone, email, etc) for accuracy. If changes need to be made, select the  [Edit](#) icon. Once everything is confirmed correct, select the  **Yes** button at the bottom.

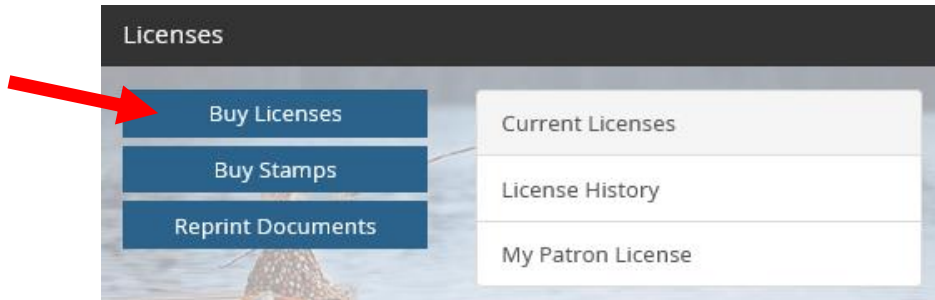


The image shows a 'Review Summary' page. It has a section titled 'Personal Information' with a red arrow pointing to an 'Edit' icon. Below this is a table of personal information:

CUSTOMER TEST	Social Security Number	Visa / Passport Number
123 FAKE ST	***_**_****	
ANYTOWN, WI 55555	Date of Birth	Issuing Country
UNITED STATES	02/06/1975	
(123) 456-7890 		

## STEP 2: Select your license

- **Customer Homepage.** Locate the Licenses section and select [Buy Licenses](#)



- **Product Catalog.** Select the [Hunt/Trap](#) tab, and select the [Bonus Antlerless Deer Harvest Authorization](#) from the Product List.

Featured	Hunt/Trap	Fish	Applications	Trails & Parks	Misc/Other	Renew Vehicle
Products						
Product Name	Description					
Bonus Antlerless Deer Harvest Authorization	Allows the holder of a valid license that authoriz...					

- **Bonus Harvest Authorization choices.** First select the [Management Zone/Unit \(county\)](#). The drop-down list will show only the counties that had Bonuses available and will gray out the ones that are now sold out. You must also designate the [land type](#) (public or private land) for each harvest authorization. *Note: If you have not yet purchased your deer license yet, the system will prompt you to select a license as a required add-on.*

### Bonus Antlerless Deer Harvest Authorizations

Allows the holder of a valid license that authorizes deer hunting (gun, archer or crossbow) the harvest of an additional antlerless deer in a specified deer management unit and land type. Not all deer management units will have permits available.

These are sold on a first come, first serve basis and individuals may purchase one bonus permit per day until each unit is sold out (and must possess a valid deer hunting license in order to purchase an antlerless bonus permit). If you are seeing a reserved message, this means another customer has selected the last tag and they have not yet checked out.

Price:

[Please refer to this map for zone choices](#)

Management Zone/Unit Required: Clark  
Time Period Required: 20XX Deer Season  
Zone: Central Farmland (Zone 2)

Land Type Required:  
 Public  Private

#### Required

Just a minute! You will need to make an additional purchase with this product. Please select one item from below.

- Conservation Patron**  
Fishing, Small Game, Gun Deer, Bow (vertical and cross), Spring and Fall Turkey, Goose, and Trapping are all included along with special permit applications for otter, fisher, spring/fall turkey and state waterfowl, turkey, pheasant, trout and salmon stamps.
- Archer**  
Allows bow hunting of all game except bear and wild turkey. Does not allow use of a crossbow.
- Crossbow w/Archer**  
New Buyer Archery plus \$3 crossbow upgrade. Allows hunting with a crossbow and/or bow for all game except bear and wild turkey.
- Gun Deer**  
Allows deer hunting with firearms, bow and arrows and crossbows during the appropriate firearm deer season.

Cancel Add To Cart

### STEP 3: Make payment and print your receipt/license

- **Shopping Cart.** Confirm your purchase is correct. Select your **Payment Type** (Credit Card or Checking Account) and select **Checkout**. Or select Keep Shopping if you need to purchase more.

Credit cards are subject to a 1.75% convenience fee.  
Choosing the checking account option has no fee.

Subtotal:  
Payment Type: Credit Card  
Convenience Fee:  
Grand Total:

- **Donations:** Make a donation to the Cherish Wisconsin Fund. You may select one of the predetermined amounts or select Other to enter in a specific amount.

**Make a donation today:**

No thank you \$2 \$5 \$10 Other

- **Make Payment.** Check the screen for reminders and confirm the total. A convenience fee of 1.75% will be added to your total when a credit card is used. Select **Make Payment** when ready.
- **Payment Processing.** Scroll to the bottom and enter your credit card (or checking account) information. Select the red **Continue** button when finished.

Payment Method

Card Number [input] American Express DISCOVER MasterCard VISA

Expiration Date Month [dropdown] Year [dropdown]

Card Security Code [input]

Card Billing Address  Use my contact information address  
 Use a different address

A convenience fee will be charged for this transaction. This fee amount will display on the next page where you will be able to cancel or confirm your payment.

Continue Cancel

- **Review Payment.** The last step before the license purchase is final. Confirm your payment details, payment method, Billing address, and contact info on the screen. Select **Confirm** when finished.
- **Confirmation.** Your purchase is final, but you are not done yet! Copy down the confirmation number or print the screen. Then select the red **Continue To State Website** button to return and print your license documents.

**Confirmation**

You must click the "Continue" button below in order to return to the state agency's website.  
Please keep a record of your Confirmation Number, or [print this page](#) for your records.

Confirmation Number **XWNXCS000090099**

Continue To State Website

- **Printing your license.** Now back in the Go Wild site, scroll down all the way to the bottom and select the **Receipt and License Documents** button and open the documents for printing.

Do you want to open or save **receipt\_68744521.pdf** (305 KB) from **uatapp.wi.gov**?

Open Save Cancel