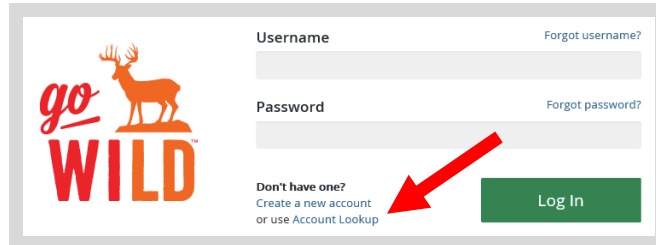


HOW TO: Submit a Wolf Application on Go Wild

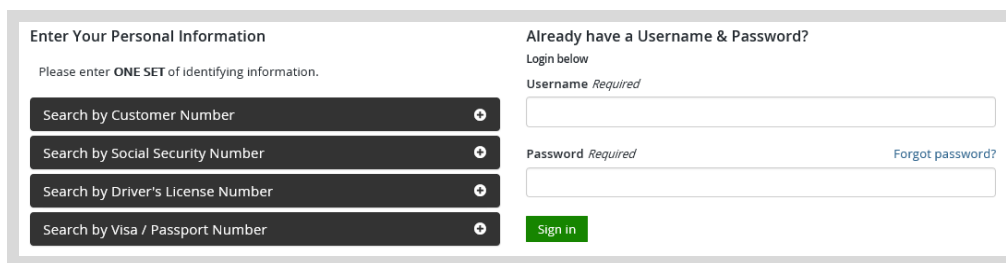
STEP 1: Log in to your Go Wild account

- Visit the website gowild.wi.gov. If you have already set up a username/password for your account, you may log in directly using that. If you have not yet created a username/password, use the “Account Lookup” option to search for your account or create a new account if necessary.



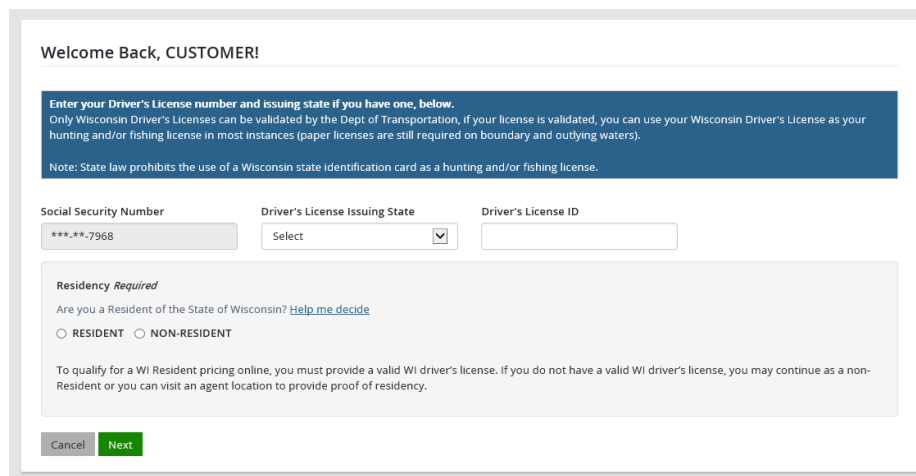
The image shows the Go Wild login page. On the left is the Go Wild logo featuring a deer. On the right, there are two input fields: 'Username' and 'Password'. Each field has a 'Forgot' link next to it. Below the password field, there is a link that says 'Don't have one? Create a new account or use Account Lookup'. A red arrow points to this link. To the right of the password field is a green 'Log In' button.

- **Access your Account** - Search for your existing customer record using one of the four personal information options on the left. Or enter your username and password for your account if you have already created one.





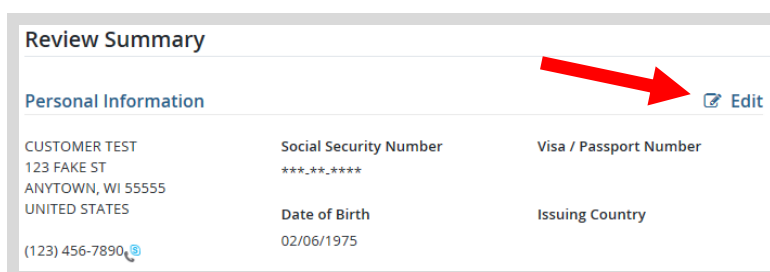
The image shows a form with two main sections. The left section is titled 'Enter Your Personal Information' and asks the user to enter 'ONE SET of identifying information'. It lists four search options: 'Search by Customer Number', 'Search by Social Security Number', 'Search by Driver's License Number', and 'Search by Visa / Passport Number'. The right section is titled 'Already have a Username & Password?' and asks the user to 'Login below'. It has two input fields: 'Username Required' and 'Password Required', with a 'Forgot password?' link next to the password field. A green 'Sign in' button is at the bottom right.

- **Welcome Back!** Enter your driver license information (optional). If you do not wish to enter your driver license, leave both the DL state and DL number blank. Next indicate your state residency (Wisconsin resident or nonresident). If you are unsure of your state residency, select the [Help me decide](#) link. *Note: To change your residency from nonresident to resident, all customers age 18 and over must include a WI driver license number.*



The image shows a 'Welcome Back, CUSTOMER!' form. It has a blue header with the text 'Welcome Back, CUSTOMER!'. Below that is a blue box with instructions: 'Enter your Driver's License number and issuing state if you have one, below. Only Wisconsin Driver's Licenses can be validated by the Dept of Transportation, if your license is validated, you can use your Wisconsin Driver's License as your hunting and/or fishing license in most instances (paper licenses are still required on boundary and outlying waters). Note: State law prohibits the use of a Wisconsin state identification card as a hunting and/or fishing license.' Below this are three input fields: 'Social Security Number' (with a placeholder '***.**-7968'), 'Driver's License Issuing State' (a dropdown menu with 'Select' and a checkmark icon), and 'Driver's License ID'. Below these is a section titled 'Residency Required' with the question 'Are you a Resident of the State of Wisconsin?' and a 'Help me decide' link. There are two radio buttons: 'RESIDENT' and 'NON-RESIDENT'. At the bottom, there is a note: 'To qualify for a WI Resident pricing online, you must provide a valid WI driver's license. If you do not have a valid WI driver's license, you may continue as a non-Resident or you can visit an agent location to provide proof of residency.' At the very bottom are 'Cancel' and 'Next' buttons.

- **Review Summary.** Check your personal information for accuracy. If changes need to be made, select the  [Edit](#) icon. If everything is correct, select the  [Yes](#) button.

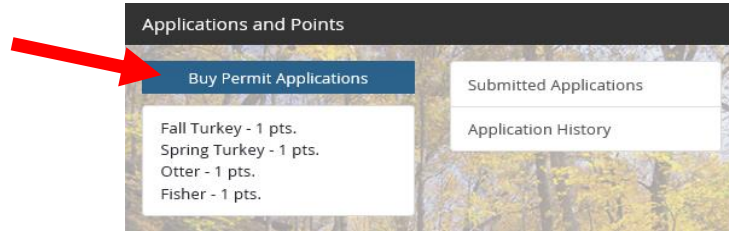


The image shows a 'Review Summary' form. It has a title 'Review Summary' and a sub-section 'Personal Information'. Below this, there is a table of information. A red arrow points to an 'Edit' button with a pencil icon in the top right corner.

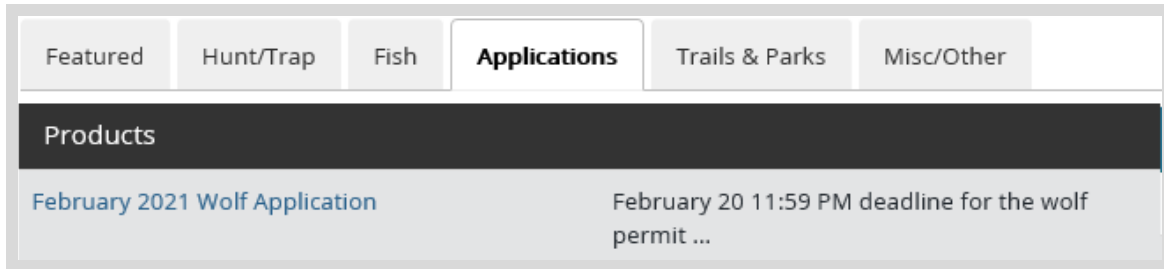
CUSTOMER TEST	Social Security Number	Visa / Passport Number
123 FAKE ST	***.**-****	
ANYTOWN, WI 55555	Date of Birth	Issuing Country
UNITED STATES	02/06/1975	
(123) 456-7890		

STEP 2: Select your license/application

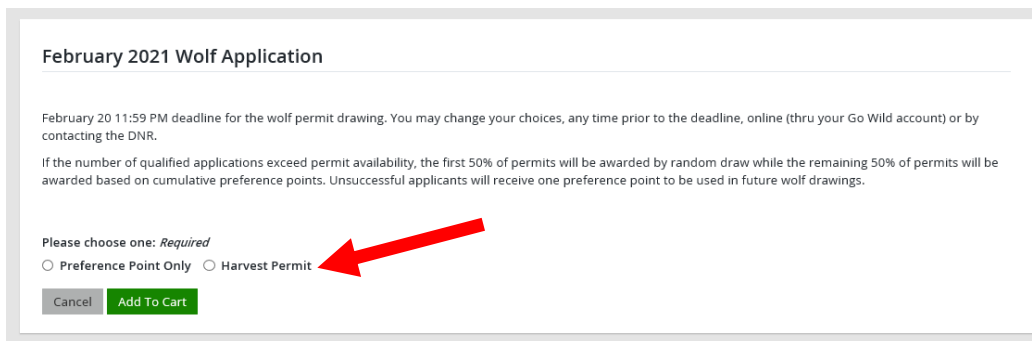
- **Customer Homepage.** Locate the Applications and Points section and select [Buy Permit Applications](#)



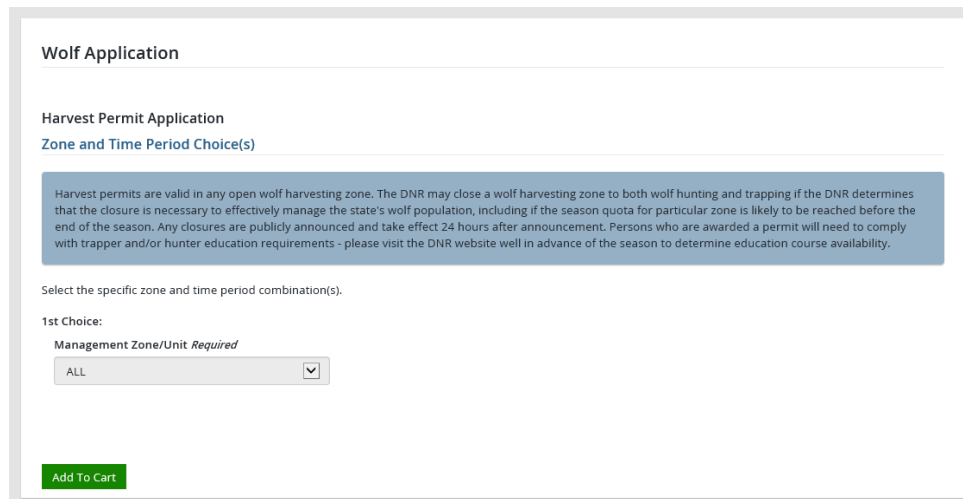
- **Customer Catalog.** Select the [February 2021 Wolf Application](#) from the Products list.



- **Application Choices.** The next screen will show the Wolf Application description and application choices. Please ask the customer if they wish to apply for a [Preference Point only](#) or [Harvest Permit](#). If they choose preference point only, you will be directed to the shopping cart immediately. If they select Harvest Permit, additional information will be required on the next screen. Select Add to Cart.

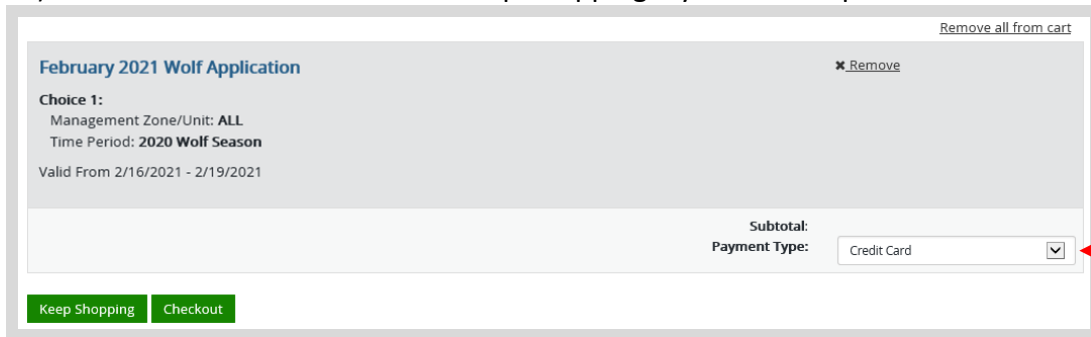


- **Wolf Harvest Zones.** This page lists some extra information for the customer. It allows the selection of a wolf management area for the harvest permit, if there are separate zones in the state. The selection will list ALL if the permits are valid statewide. Select Add to Cart.



STEP 3: Make payment and print your receipt

- **Shopping Cart.** Confirm your purchase is correct. Select your **Payment Type** (Credit Card or Checking Account) and select **Checkout**. Or select Keep Shopping if you need to purchase more.



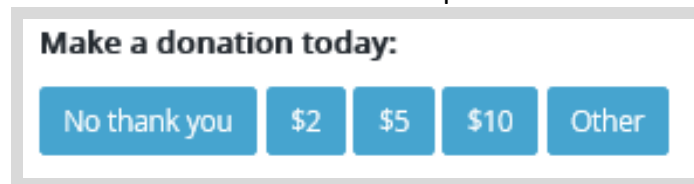
February 2021 Wolf Application Remove all from cart

Choice 1:
Management Zone/Unit: ALL
Time Period: 2020 Wolf Season
Valid From 2/16/2021 - 2/19/2021

Subtotal:
Payment Type: Credit Card

Keep Shopping Checkout

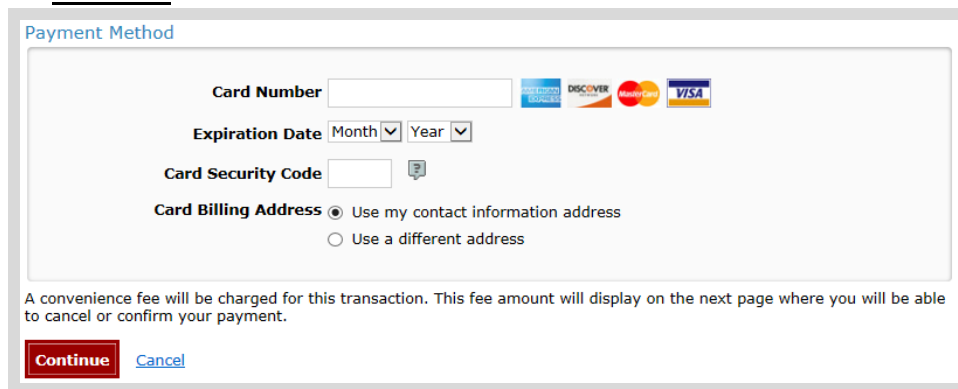
- **Donations:** Make a donation to the Cherish Wisconsin Fund. You may select one of the predetermined amounts or select Other to enter in a specific amount.




Make a donation today:

No thank you \$2 \$5 \$10 Other

- **Make Payment.** Check the screen for reminders and confirm the total. A convenience fee of 1.75% will be added to your total when a credit card is used. Select **Make Payment** when ready.
- **Payment Processing.** Scroll to the bottom and enter your credit card (or checking account) information. Select the red **Continue** button when finished.



Payment Method

Card Number 

Expiration Date Month Year

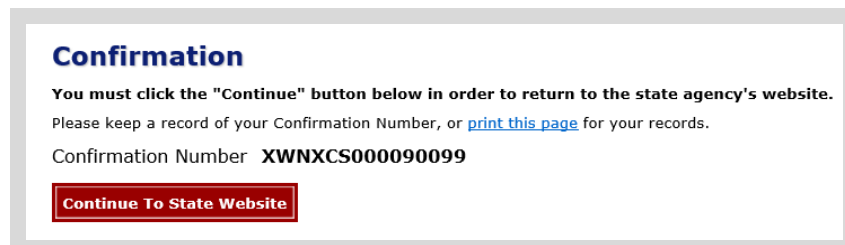
Card Security Code

Card Billing Address Use my contact information address
 Use a different address

A convenience fee will be charged for this transaction. This fee amount will display on the next page where you will be able to cancel or confirm your payment.

Continue [Cancel](#)

- **Review Payment.** The last step before the license purchase is final. Confirm your payment details, payment method, Billing address, and contact info on the screen. Select **Confirm** when finished.
- **Confirmation.** Your purchase is final, but you are not done yet! Copy down the confirmation number or print the screen. Then select the red **Continue To State Website** button to return and print your license documents.



Confirmation

You must click the "Continue" button below in order to return to the state agency's website.
Please keep a record of your Confirmation Number, or [print this page](#) for your records.



Confirmation Number **XWNXCS000090099**

Continue To State Website

- **Printing your license.** Now back in the Go Wild site, scroll down all the way to the bottom and select the **Receipt and License Documents** button and open the documents for printing.



- **Application Receipt.** The receipt will display your application choices. Note: The application will display 2020 since it was submitted during the 2020 license year. This is the correct application for the February 2021 Wolf season.

 DNR GO WILD CUSTOMER RECEIPT Agent # 1310 DNR GREEN BAY SERVICE CENTER		James Test Customer # 729086322 123 Main Street Anytown, WI 55555	2/12/2021 12:41:58 PM Transaction # 82841476
			
Product	Description	Quantity	Price
2020 Wolf Application	Choice 1: Management Zone/Unit: ALL Time Period: 2020 Wolf Season Valid 2/16/2021 - 2/19/2021	1	\$10.00
		Subtotal	\$10.00
		Shipping	\$0.00
		Convenience Fee	\$0.00
		Total	\$10.00
<p>Recreational License Purchasers: I hereby certify that I am a Wisconsin resident and have maintained my permanent residence in Wisconsin for the previous 30 days and that I am eligible for these approvals. I understand that providing incorrect information and/or claiming landowner preference without meeting the legal requirements is a violation of state law and punishable by penalty and revocation of all hunting, fishing and trapping privileges for 3 years. A hunting license issued by the Department of Natural Resources does not authorize the possession of a firearm by a felon or anyone who cannot possess a firearm due to a conviction for a crime of domestic violence. I have complied with all the laws regulating the issuance and purchase of this license, and certify that my privileges are not otherwise revoked or suspended.</p> <p>You ARE NOT eligible to use your Wisconsin Driver's License for display of recreational approvals. Please visit dnr.wi.gov for more information on how to get your DL verified for use.</p> <p>Anglers MUST carry a paper copy of their license/stamps while fishing on the waters of Lake Michigan, Lake Superior, and the WI/MI, WI/MN and WI/IA boundary waters.</p>			