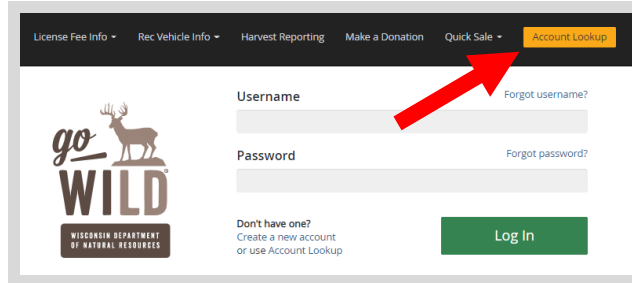


# HOW TO: Purchase a Trapping License in Go Wild

## STEP 1: Log into your Go Wild account

- **Visit the website [gowild.wi.gov](http://gowild.wi.gov).** If you have already set up a username/password for your account, you may log in directly using that. If you have not yet created a username/password, use the "Account Lookup" option to search for your account or create a new account if necessary.



License Fee Info - Rec Vehicle Info - Harvest Reporting - Make a Donation - Quick Sale - **Account Lookup**

**go WILD**  
WISCONSIN DEPARTMENT OF NATURAL RESOURCES

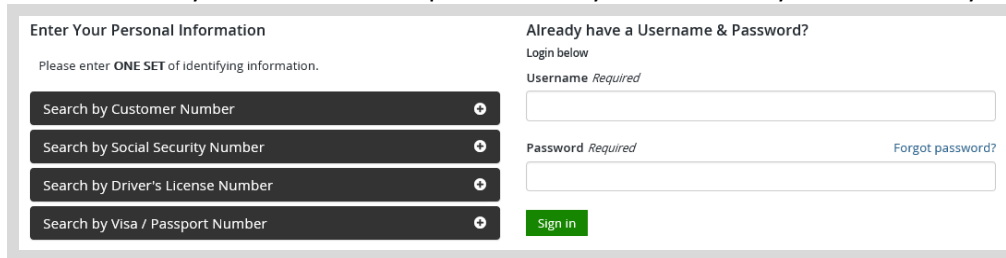
Username Forgot username?

Password Forgot password?

Don't have one?  
Create a new account or use Account Lookup

**Log In**

- **Access your Account** - Search for your existing customer record using one of the four personal information options on the left. Or enter your username and password for your account if you have already created one.



Enter Your Personal Information

Please enter ONE SET of identifying information.

Search by Customer Number

Search by Social Security Number

Search by Driver's License Number

Search by Visa / Passport Number

Already have a Username & Password?

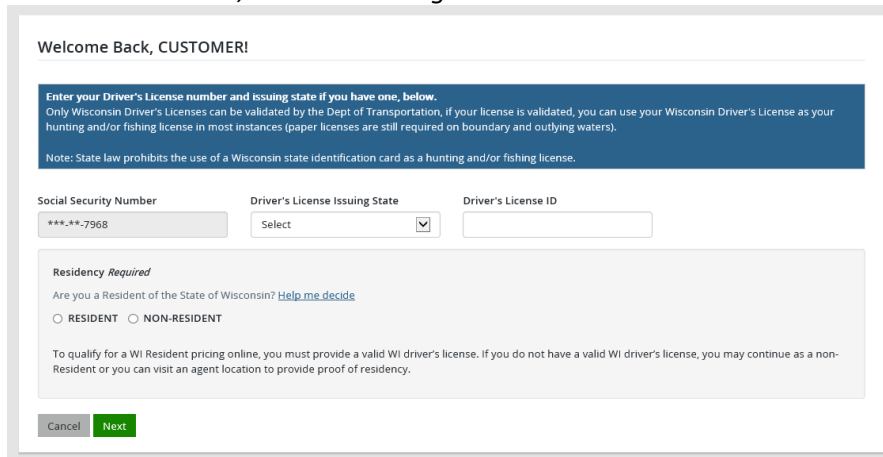
Login below

Username *Required*

Password *Required* [Forgot password?](#)

**Sign in**

- **Welcome Back!** Enter your driver license information (optional). If you do not wish to enter your driver license, leave both the DL state and DL number blank. Next indicate your state residency (Wisconsin resident or nonresident). If you are unsure of your state residency, select the [Help me decide](#) link. *Note: To change your residency from nonresident to resident, all customers age 18 and over must include a WI driver license number.*



Welcome Back, CUSTOMER!

**Enter your Driver's License number and issuing state if you have one, below.**  
Only Wisconsin Driver's Licenses can be validated by the Dept of Transportation, if your license is validated, you can use your Wisconsin Driver's License as your hunting and/or fishing license in most instances (paper licenses are still required on boundary and outlying waters).

Note: State law prohibits the use of a Wisconsin state identification card as a hunting and/or fishing license.

Social Security Number: \*\*\*-\*\*-7968

Driver's License Issuing State: Select

Driver's License ID:

**Residency Required**

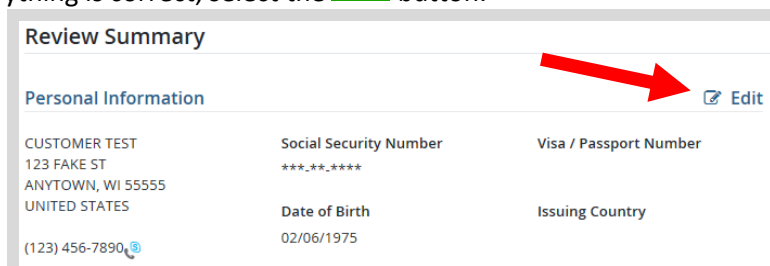
Are you a Resident of the State of Wisconsin? [Help me decide](#)

RESIDENT  NON-RESIDENT

To qualify for a WI Resident pricing online, you must provide a valid WI driver's license. If you do not have a valid WI driver's license, you may continue as a non-Resident or you can visit an agent location to provide proof of residency.

Cancel **Next**

- **Review Summary.** Check your personal information for accuracy. If changes need to be made, select the [Edit](#) icon. If everything is correct, select the **Yes** button.



**Review Summary**

**Personal Information** [Edit](#)

CUSTOMER TEST  
123 FAKE ST  
ANYTOWN, WI 55555  
UNITED STATES  
(123) 456-7890

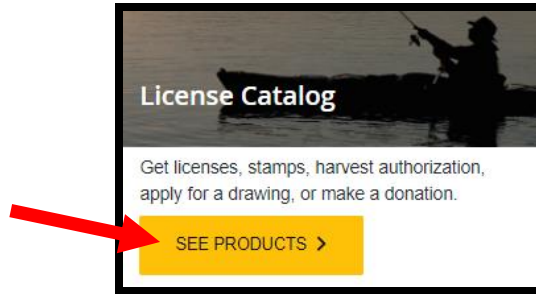
Social Security Number  
\*\*\*-\*\*-\*\*\*\*

Date of Birth  
02/06/1975

Visa / Passport Number  
Issuing Country

## STEP 2: Select your license/application product

- **Customer Homepage.** Locate the License Catalog section and select the **SEE PRODUCTS** button



- **Product Catalog.** Under the Hunt/Trap tab, select the Trapping License from the product list.

Hunt/Trap	Fish	Applications	Trails & Parks	Misc/Other	Renew Vehicle
Products					
Product Name		Description			
Trapping License (Resident)		Authorizes the use of traps for trapping furbearin...			


- **Trapper Education.** This screen will only show up if Go Wild does not find a trapper education certification in your record. If you have taken a trapper education course, enter your Certification Number and the State you completed the course. If you have never taken trapper education, you may instead meet one of the exemptions for trapper safety. Check the one that applies to you and select and Add to Cart. **NEW!** - The trapping license now includes two free harvest authorizations for Otter. They will print out along with the license documents.

### Trapping License (Resident)

Authorizes the use of traps for trapping furbearing animals. Permits are required in addition to the license to trap bobcat, otter or fisher.

NOTE: Residents who graduated from a Wisconsin Trapper Education course for the first time this year, their safety certificate serves as a trapping license until March 31 of the year AFTER it was issued. If you have completed trapper education in another state, the below states list is filtered to include only those states in person course that Wisconsin accepts.

#### Included with the product

Otter Authorization 


#### Safety Ed Certification

Please enter Certification Number and State/Country or choose any exemptions you qualify: *Required*

Have a certification

Safety Ed Certification Type	Certification Number <i>Required</i>	State/Country <i>Required</i>
Trapper <input type="text"/>	<input type="text"/>	Please Choose... <input type="text"/>

Purchased a Wisconsin license authorizing trapping prior to 05/12/1992

Active farmer per WI Statute 102.04(3) 

Trap as Mentored

NOTE: MENTORED ONLY will print on your license and the following restrictions apply to you if you are purchasing a license authorizing trapping without trapper education certification and you do not qualify for an exemption.

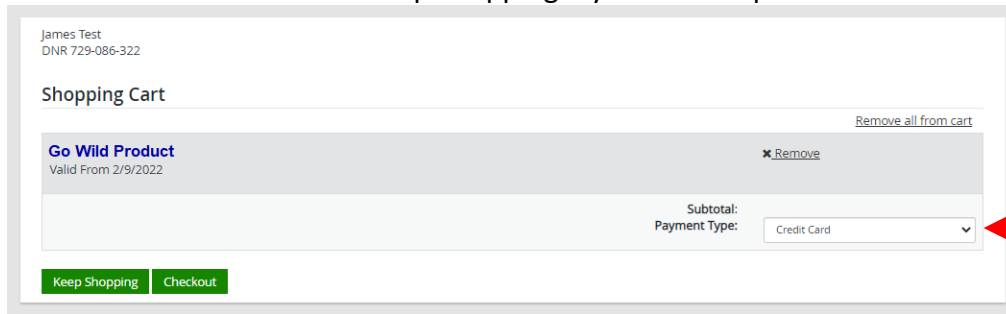
1. If you are a minor, your mentor must be your parent or guardian or another adult authorized by your parent or guardian. Parental permission to trap is required.
2. Mentor must be 18 or older, possess a valid license to trap, and meet applicable trapper education requirements or exemptions.
3. You must remain in visual or voice contact of your qualified mentor.
4. You are not eligible to receive a harvest tag for trapping purposes for species for which the department limits the number of tags.

*For more information about mentored trapping, see the Wisconsin Trapping Regulations*

Cancel

## STEP 3: Make payment and print your receipt

- **Shopping Cart.** Confirm your purchase is correct. Select your **Payment Type** (Credit Card or Checking Account) and select **Checkout**. Or select Keep Shopping if you need to purchase more.



James Test  
DNR 729-086-322

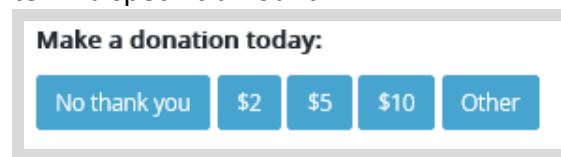
Shopping Cart Remove all from cart

**Go Wild Product** ✕ Remove  
Valid From 2/9/2022

Subtotal:  
Payment Type: Credit Card

**Keep Shopping** **Checkout**

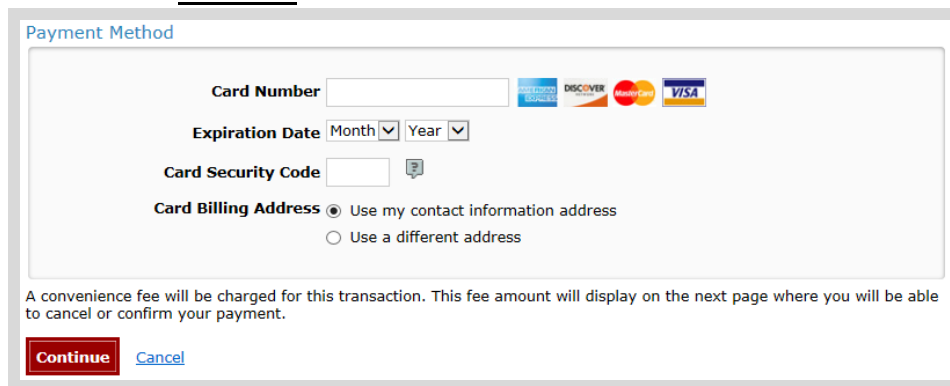
- **Donations:** Make a donation to the Cherish Wisconsin Fund. You may select one of the predetermined amounts or select Other to enter in a specific amount.




**Make a donation today:**

**No thank you** **\$2** **\$5** **\$10** **Other**


- **Make Payment.** Check the screen for reminders and confirm the total. A convenience fee of 2% will be added to your total when a credit card is used. Select **Make Payment** when ready.
- **Payment Processing.** Scroll to the bottom and enter your credit card (or checking account) information. Select the red **Continue** button when finished.



Payment Method

Card Number  

Expiration Date Month  Year

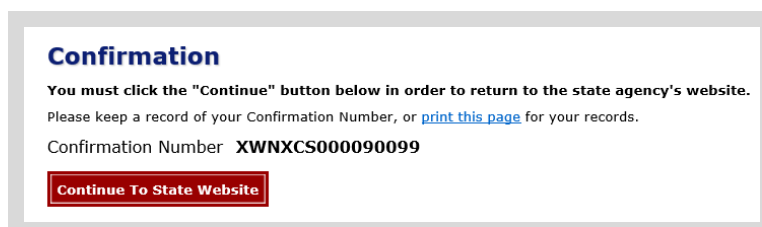
Card Security Code  

Card Billing Address  Use my contact information address  
 Use a different address

A convenience fee will be charged for this transaction. This fee amount will display on the next page where you will be able to cancel or confirm your payment.

**Continue** **Cancel**

- **Review Payment.** The last step before the license purchase is final. Confirm your payment details, payment method, Billing address, and contact info on the screen. Select **Confirm** when finished.
- **Confirmation.** Your purchase is final, but you are not done yet! Copy down the confirmation number or print the screen. Then select the red **Continue To State Website** button to return and print your license documents.



**Confirmation**

You must click the "Continue" button below in order to return to the state agency's website.  
Please keep a record of your Confirmation Number, or [print this page](#) for your records.

Confirmation Number **XWNXCS000090099**

**Continue To State Website**

- **Printing your license.** Now back in the Go Wild site, scroll down and select the **Receipt and License Documents** button to open your receipt documents for printing.