








New Fane Hiking, Biking, Skiing, and Snowshoe Trails

BIKES NOT ALLOWED ON HIKING / SKI TRAIL

-  Water
-  Vault Toilets
-  Picnic / Warming Shelter

Hiking and Ski Trail Lengths			
	(Pu) Purple	3.1 mi / 5.0 km	<i>most difficult</i>
	(R) Red	2.4 mi / 3.8 km	<i>more difficult</i>
	(G) Green	1.5 mi / 2.4 km	<i>more difficult</i>
	(B) Brown	0.7 mi / 1.1 km	<i>easiest</i>

Mountain Biking and Snowshoe Trail Lengths	
	Loop 1 .5 mi / .8 km
	Loop 2 1 mi / 1.6 km
	Loop 3 2 mi / 3.2 km
	Loop 4 2 mi / 3.2 km

