

Tackling Climate Change in the U.S.:


Potential Carbon Emission Reductions from EE and RE

American Solar Energy Society

- “Energy efficiency and renewable energy technologies have the potential to provide most, if not all, of the U.S. carbon emissions reductions that will be needed to help limit the atmospheric concentration of carbon dioxide to 450 to 500 ppm.”

Tackling Climate Change


American Solar Energy Society

- Achievable Potential Emissions
Reductions from EE = 635 to 740 MMtC/yr
in 2030 (power and transportation)
 - 25 to 27 Percent of baseline emissions
- 


Energy Efficiency Resource Standard

Texas	1999	IOU requirement	10%, 20% of load growth
Vermont	2000	EE utility	3.5% of 06 sales 07-08
California	2004	Utility goals	1% of sales 04 to 2013
Connecticut	2005	EE in the RPS	Sales: 1%/06, 2%/08 3%/09, 4%/2010
Washington	2006	BI all cost-effective EE	Plan 2700 MW x 2025 10.6% demand
Minnesota	2007	IOU requirement	1.5% of sales x 2010
Illinois	2007	IOU requirement	2% of sales x 2015
New Jersey	pending	Electric/gas portfolio	20% savings x 2020
New York	pending	Gov calling for	15% sales x 2015

Illinois Climate Recommendations

- Energy Efficiency Portfolio Standard
 - Ramp to 2% of electric sales by 2015
 - 37 MMtCO₂e cumulative by 2020
 - \$3.2 billion in savings
- 

New Mexico Recommendations

- Full achievable EE potential
 - 3% of utility revenues by 2012
 - 1% reduction in total electric demand per year
 - 7MMt/yr by 2020, 47 cumulative
 - \$630 million savings through 2020
- 

New Mexico Supply vs. Demand

	Supply Recommendations	Demand Recommendations	Supply & Demand
Reductions	32 MMtCO ₂ e through 2020	47 MMtCO ₂ e through 2020	83 MtCO ₂ e through 2020
Cost	\$258 million	-\$630 million (savings)	-\$128 million (savings)