



**Final Revised Work Plan for
Polychlorinated
Biphenyl Recommended Activities**

Madison-Kipp Corporation
Madison, Wisconsin

**BRRTS No. 02-13-558625
Facility ID No. 113125320**

December 2012



**Final Revised Work Plan for
Polychlorinated Biphenyl
Recommended Activities**

Christopher Kubacki, P.E.
Project Engineer

Madison-Kipp Corporation
Madison, Wisconsin

Toni Schoen
Senior Geologist

Prepared for:
Madison-Kipp Corporation

Jennine Trask, P.E.
Project Manager

Prepared by:
ARCADIS U.S., Inc.
126 North Jefferson Street
Suite 400
Milwaukee
Wisconsin 53202
Tel 414 276 7742
Fax 414 276 7603

Our Ref.:
WI001283.0008

Date:
December 4, 2012

This document is intended only for the use of the individual or entity for which it was prepared and may contain information that is privileged, confidential and exempt from disclosure under applicable law. Any dissemination, distribution or copying of this document is strictly prohibited.

1. Site Background	1-1
1.1 Summary of PCB Investigation to Date	1-2
1.1.1 Initial PCB Investigation	1-2
1.1.2 Supplemental PCB Investigation	1-3
1.1.3 Additional On-Site Investigation Activities	1-4
1.1.4 Additional Off-Site Investigation Activities	1-5
2. Overview of Recommended Activities	2-1
3. Work Plan	3-1
3.1 Health and Safety	3-1
3.2 Soil Excavation	3-1
3.3 Engineering and Institutional Controls	3-2
3.4 Soil Boring Sampling and Analysis Plan	3-3
3.5 Management of Investigative-Derived Wastes	3-4
3.6 Quality Assurance (QA)	3-4
3.6.1 Project Management	3-4
3.6.2 Data Generation and Acquisition	3-7
3.6.2.1 Records	3-10
3.6.3 Assessment/Oversight	3-10
3.6.4 Data Validation and Usability	3-12
3.7 Reporting	3-13

Tables

1-1	Summary of On-Site PCB Soil Analytical Results
1-2	Summary of Off-Site PCB Soil Analytical Results

Figures

- 1-1 Site Location Map
- 1-2 PCB Results (0 to 2 feet below ground surface)
- 1-3 PCB Results (2 to 4 feet below ground surface)
- 1-4 PCB Results (4+ feet below ground surface)
- 2-1 Proposed Excavation Area
- 3-1 Proposed Soil Borings

1. Site Background

On behalf of Madison-Kipp Corporation, ARCADIS has been retained to support investigation and remediation activities at its facility located at 201 Waubesa Street in Madison, Wisconsin (Site, Figure 1-1). The Site is approximately 7.5 acres in size. A 130,000-square foot building occupies much of the Site, with asphalt parking lots located in the northeastern, southwestern and southeastern portions of the Site. The building has a 25,000-square foot second floor and a 25,000-square foot basement. The Site is currently used as a metals casting facility.

The Site is located in the eastern portion of Madison, in a mixed use area of commercial, industrial and residential land use. The Site is also located at the northeast end of the Madison isthmus, approximately 1,500 feet north of Lake Monona and approximately 6,800 feet east of Lake Mendota.

Site investigation activities were initiated in 1994 in response to a request from the Wisconsin Department of Natural Resources (WDNR). Site investigations had been conducted at two adjacent properties, and WDNR requested an investigation at the Site based on the results of those investigations. The initial investigation at the Site identified chlorinated hydrocarbons in soil and groundwater. Additional investigation activities were conducted, and are still ongoing.

As part of ongoing remediation and interim actions, a soil vapor extraction (SVE) system was installed on site in March 2012 to mitigate offsite migration of vapors. During installation of the SVE system (located along the northeastern property boundary), soil was excavated to install wells and conveyance piping. Excess soil that could not be placed back in the conveyance piping trenches was stockpiled, and a waste characterization sample was collected. The sample contained detectable concentrations of polychlorinated biphenyls (PCBs). The WDNR was notified of the PCB results, and the WDNR issued a Responsible Party letter on April 19, 2012.

In a letter dated May 4, 2012, the WDNR requested a work plan for conducting an investigation to evaluate the sources, degree and extent of impacts associated with PCBs. A *Work Plan for Polychlorinated Biphenyl Investigation* dated May 21, 2012 was submitted to the WDNR for approval to complete site investigation activities associated with PCBs. The WDNR provided a *Conditional Approval* letter dated May 30, 2012 for this work plan, and investigation activities were initiated on June 1, 2012.

A summary of the PCB analytical data, consisting of data collected through June 26, 2012, was submitted to the WDNR on July 12, 2012. The PCB data was discussed in a conference call with Madison-Kipp, WDNR, and United States Environmental Protection Agency (U.S. EPA) representatives on July 12, 2012. During this conference call, the WDNR requested a work plan for conducting supplemental investigation activities to further evaluate the extent of impacts associated with PCBs.

A *Work Plan for Supplemental Polychlorinated Biphenyl Investigation* dated July 23, 2012 was submitted to the WDNR for approval to complete the requested supplemental site investigation. The WDNR provided a *Final Approval* letter dated August 6, 2012 for this work plan. In addition, the WDNR provided an *Additional Soil Investigation Requirements* letter dated August 3, 2012. This letter requested additional investigation activities, including PCB sampling, on residential properties immediately adjacent to the Site.

This document presents the results of the supplemental investigation. Based on the PCB investigations completed, recommendations for managing the identified PCBs have been developed. This work plan was developed for implementation of recommended activities associated with the on-site PCB-impacted soils.

1.1 Summary of PCB Investigation to Date

1.1.1 Initial PCB Investigation

As part of ongoing investigation activities, starting in April 2012 and continuing as part of the WDNR-approved *Work Plan for Polychlorinated Biphenyl Investigation*, shallow soil borings were advanced in the backyards of residences adjacent to the Site. A total of 46 soil borings were advanced at 24 adjacent residences. The soil borings were completed at the residential properties using a hand auger to a depth of approximately 4 feet below ground surface (ft bgs). Soil samples were collected from each soil boring from depths of 0 to 1 ft bgs and from 3 to 4 ft bgs, and submitted for laboratory analysis of PCBs, volatile organic compounds (VOCs), polycyclic aromatic hydrocarbons (PAHs), Resource Conservation and Recovery Act (RCRA) metals, and total cyanide.

Additionally, a total of 84 soil borings were advanced on-site in accordance with the WDNR-approved *Work Plan for Polychlorinated Biphenyl Investigation*. The soil borings were advanced using direct-push drilling methods or were hand augered to depths of approximately 4 to 35 ft bgs. One to two soil samples were collected from

each soil boring and submitted for laboratory analysis of PCBs, VOCs, PAHs, RCRA metals, and total cyanide.

As noted above, a summary of the PCB analytical data, consisting of data collected through June 26, 2012, was submitted to the WDNR on July 12, 2012. The PCB data was compared to the WDNR's non-industrial direct contact residual contaminant level (0.22 milligrams per kilogram [mg/kg]), the WDNR's industrial direct contact residual contaminant level (0.74 mg/kg), the U.S. EPA's self-implementing high-occupancy cleanup level with no site restrictions (1 mg/kg), and the Toxic Substance Control Act disposal limit (50 mg/kg).

1.1.2 Supplemental PCB Investigation

Supplemental PCB investigation activities were completed during the period of August 6 through 15, 2012, and consisted of advancement and sampling of 32 soil borings on site along the eastern fence line, and 22 soil borings on site in the parking lot. The soil borings were advanced by hand auger techniques (along the fence line) or by direct push drilling methods (in the parking lot). Soil samples were collected from each soil boring from depths of 0 to 2 ft bgs and/or from 2 to 4 ft bgs, and submitted for laboratory analysis of PCBs by Method 8082. A summary of the on-site data collected to date is presented in Table 1-1, and shown on Figures 1-2 through 1-4.

All of the soil samples collected from along the eastern fence line adjacent to the residential properties (Soil Borings B-102 through B-133) from both the 0 to 2 ft bgs and 2 to 4 ft bgs sampling intervals contained concentrations of PCBs below laboratory detection limits or below the U.S. EPA's high occupancy cleanup level of 1 mg/kg (Figures 1-2 and 1-3).

Soil Borings B-13b, B-14b, B-15b, B-17b, B-40b, and B-85 through B-101 were advanced to further delineate the PCBs on-site (Figures 1-2 and 1-3). The soil samples collected from Soil Borings B-87 through B-90, B-92, B-94 and B-96 through B-99 contained PCB concentrations below laboratory detection limits or below 1 mg/kg in the 0 to 2 ft bgs sample range. Soil samples collected from Soil Borings B-85, B-86, B-91, B-93, B-95 and B-100 contained PCB concentrations above 1 mg/kg, but below 50 mg/kg in the 0 to 2 ft bgs sample range. The soil sample collected from Soil Boring B-101 (0 to 2 ft bgs) was the only sample that contained PCB concentrations above 50 mg/kg (Figure 1-2). Figure 1-2 depicts the PCB results for the soil samples collected from 0 to 2 ft bgs.

The soil samples collected from the 2 to 4 ft bgs range from the 22 on-site borings (B-13b, B-14b, B-15b, B-17b, B-40b, and B-85 through B101) contained concentrations of PCBs below laboratory detection limits or below 1 mg/kg, with the exception of Soil Borings B-93 (2 to 4 ft bgs) and B-101 (2 to 4 ft bgs). The soil sample collected from Soil Boring B-93 (2 to 4 ft bgs) contained a detection of PCBs at 2.7 mg/kg and the soil sample collected from Soil Boring B-101 (2 to 4 ft bgs) contained a detection of PCBs at 5.8 mg/kg. Figure 1-3 depicts the PCB results for the soil samples collected from 2 to 4 ft bgs.

The supplemental investigation activities have confirmed that PCBs are not present at the Site eastern property line above 1 mg/kg, and the areas on-site containing PCB concentrations above 50 mg/kg have been delineated and are limited to 0 to 2 ft bgs.

1.1.3 Additional On-Site Investigation Activities

As part of the *Work Plan for Polychlorinated Biphenyl Investigation* scope of work, soil borings were also advanced on-site within the southwest corridor during August 2012. The soil borings were advanced by hand auger, and soil samples were collected from Soil Borings W-4 through W-15 and W-17 from the 0 to 1 and 3 to 4 ft bgs intervals and submitted for laboratory analysis of PCBs, VOCs, PAHs, RCRA metals and total cyanide. Twelve of the 23 soil samples contained PCB concentrations below laboratory detection limits or below 1 mg/kg in the 0 to 2 and/or 2 to 4 ft bgs sample range. Eleven soil samples, collected from Soil Borings W-5, W-6, W-7, W-9, W-10, W-12, W-14, and W-15, contained PCB concentrations above 1 mg/kg, but below 50 mg/kg in the 0 to 2 and/or 2 to 4 ft bgs sample range. A summary of the soil analytical results from the on-site investigation activities in the southwest corridor is presented in Table 1-1 and depicted on Figures 1-2 and 1-3.

Additionally, the *Work Plan for Polychlorinated Biphenyl Investigation* scope of work contained a provision for additional PCB laboratory analysis of select soil samples by PCB homolog Method 680. The WDNR approved 12 soil samples for PCB homolog analysis in electronic correspondence dated July 26, 2012. The results of the homolog analysis were compared to the PCB laboratory analytical results obtained with Method 8082 for the same soil samples. In all cases, the PCB homolog analytical results were lower than the PCB results reported by Method 8082. Thus, utilizing the PCB results by Method 8082 provides a conservative approach to the remedial recommendations provided below. A summary of the PCB homolog analytical data for the 12 soil samples is presented in Table 1-1.

1.1.4 Additional Off-Site Investigation Activities

In accordance with the *Additional Soil Investigation Requirements* letter provided by the WDNR, soil samples were collected from the residential properties along South Marquette Street (from 206 through 230 South Marquette Street) and analyzed for PCBs as well as VOCs, PAHs, RCRA metals, and total cyanide in August 2012. PCBs were not detected above laboratory detection limits, above 1 mg/kg, or above 0.22 mg/kg (the WDNR's non-industrial direct contact residual contaminant level) in any of these soil samples. The details of the off-site investigation activities, including the laboratory results for VOCs, PAHs, RCRA metals, and total cyanide, were provided in the *Off-Site Soil Investigation Report* submitted to WDNR on October 9, 2012.

To summarize the PCB off-site investigation data, a total of 121 soil samples were collected from 32 off-site residential properties from June through August 2012. Two off-site residential properties (237 and 269 Waubesa Street) have not been sampled as access has not been granted by these property owners. Of the soil samples collected, PCBs were not detected above laboratory detection limits, above 1 mg/kg, or above 0.22 mg/kg in any of the 121 soil samples collected from the 32 off-site residential properties.

A summary of the soil analytical results from the off-site investigation activities is presented in Table 1-2 and depicted on Figures 1-2 and 1-3. Copies of all soil boring logs, abandonment forms, and laboratory reports will be submitted with the comprehensive Site Investigation Report.

2. Overview of Recommended Activities

The following presents a description of the work to be completed in relation to PCBs at the Site:

- On-site soils containing PCBs at concentrations above 50 mg/kg will be excavated and disposed of at a Toxic Substances Control Act approved landfill. There are two recommended excavation areas as shown on Figure 2-1. These excavation areas encompass soil samples with total detected PCBs above 50 mg/kg at depths of 0 to 2 ft bgs.
- A combination of engineering and institutional controls (deed notification) will be utilized for soils left in-place on-site containing concentrations of PCBs between 1 and 50 mg/kg.
- To further define the PCB detections present within the southwest corridor on site, additional soil borings are proposed to be advanced on the off-site residential properties.

3. Work Plan

The following sections present a description of the work to be completed during the supplemental investigation.

3.1 Health and Safety

Prior to beginning the investigation, the Site health and safety plan will be updated to address the planned field activities. Utility marking arrangements will be made through Digger's Hotline (the State of Wisconsin Public Utility clearance service), a ground penetrating radar survey, a private utility locator, and discussions with property owners. Prior to beginning work each day, a "tailgate" health and safety briefing will be held to discuss the activities and identify ways to ensure the health and safety of Site workers. If conditions are encountered during Site investigation activities that differ from those outlined in the health and safety plan, the Site activities will be re-evaluated to determine the appropriate actions that will ensure the health and well-being of the workers.

3.2 Soil Excavation

- On-site soils containing PCBs at concentrations above 50 mg/kg will be excavated and disposed of at a Toxic Substances Control Act approved landfill. There are two recommended excavation areas as shown on Figure 2-1. These excavation areas encompass soil samples with total detected PCBs above 50 mg/kg at depths of 0 to 2 ft bgs.
 - Locate and clear utilities, including ground penetrating radar (Ground Penetrating Radar Services), private utility locate (Private Lines, Inc.), and Digger's hotline to clear the excavation limits.
 - Excavate, transport, and dispose of soils from two locations. One excavation is centered around Soil Boring B-40 and measures approximately 40 feet long by 42 feet wide by 2 feet deep (Figure 2-1). A second excavation will include the excavation from approximately Soil Boring B-13 to B-18 and measures approximately 112 feet long by 30 feet wide by 2 feet deep. The soils will be disposed at Wayne Disposal located in Belleville, Michigan.
 - Confirmation soil samples will be collected from approximately every 5 feet along the side walls of the excavation areas. Approximately 36 samples will be collected from the area around Soil Boring B-40, and approximately 63

samples will be collected from the area around Soil Borings B-13 through B-18. Samples will be collected in clean, laboratory-supplied sample containers, and placed in a cooler filled with ice. Each sample will be submitted for laboratory analysis of PCBs by U.S. EPA SW-846 Method 8082. The samples will be submitted using appropriate chain-of-custody procedures. Due to the number of pre-excavation samples collected along the eastern property boundary, additional samples will not be collected from that side of the excavation.

- Confirmation soil samples will be collected from approximately every 8 feet (2.5 meters) from the base of the excavation areas. Approximately 72 samples will be collected from the base of the area around Soil Boring B-40 and approximately 135 samples will be collected from the base of the area around Soil Borings B-13 through B-18. Samples will be collected in clean, laboratory-supplied sample containers, and placed in a cooler filled with ice. Each sample will be submitted for laboratory analysis of PCBs by U.S. EPA SW-846 Method 8082. The samples will be submitted using appropriate chain-of-custody procedures.
- Limited soil may need to be stockpiled on site to accommodate the safe removal of the soils over the electric line. ARCADIS will coordinate oversight by Madison Gas and Electric (MG&E) personnel, if MG&E requires on-site personnel. If soil is stockpiled, the soil will be placed on and covered with polyethylene plastic sheeting.
- The excavations will be backfilled with crushed stone and compacted in a maximum of 6-inch lifts using a vibrating plate compactor. Asphalt replacement will be handled directly by Madison-Kipp.

3.3 Engineering and Institutional Controls

A combination of engineering and institutional controls (WDNR soil geographic information system registry) will be utilized for soils left in-place on-site containing concentrations of PCBs between 1 and 50 mg/kg.

- The engineered barrier will consist of the existing asphalt and concrete pavement and/or at least 2 feet of clean fill for landscaped areas.
- Impacted soil left in place will be managed in accordance with a Soil Management Plan and Engineered Barrier (Cap) Maintenance Plan.

- A Soil Management Plan will be prepared documenting the location of impacted soils at the site, and recommended procedures, handling, and/or disposal practices necessary should below ground work be conducted in areas with impacted soils. The Soil Management Plan will describe procedures to be followed if impacted soils are encountered or removed during facility maintenance or construction activities. Managing soils appropriately will provide continued protection of human health and the environment by minimizing potential exposure to the residual contamination in the impacted soils.
- An Engineered Barrier (Cap) Maintenance Plan will be prepared documenting the location of PCB-impacted soils left in-place, the engineering controls utilized as a direct contact barrier, and required maintenance and inspection activities. The WDNR's Maintenance Plan Template will be utilized to prepare this plan.
- A fence (with signage) will be maintained between the Site and adjacent residential properties.
- Institutional controls may include registration with the WDNR soil geographic information system, and/or a deed notification that will be used to notify current and future site owners of the presence and location of soil impacts.

3.4 Soil Boring Sampling and Analysis Plan

To further define the PCB detections present within the southwest corridor on site, additional soil borings are proposed to be advanced on the off-site residential properties. Two soil borings will be advanced on each off-site residential property within 5 feet of the fence line (233 through 269 Waubesa Street) using a hand auger. To date, access has not been granted to perform work at 237 and 269 Waubesa Street. Soil borings will be collected from 0 to 1 and 3 to 4 ft bgs and submitted for analysis of PCBs by U.S. EPA SW-846 Method 8082. Figure 3-1 shows the locations of the proposed soil borings.

If the soil samples contain PCB concentrations less than 0.22 mg/kg, no further action is necessary for the residential properties and an engineered barrier will be installed for the portion of the on-site Kipp property with PCB concentrations above 1 mg/kg.

3.5 Management of Investigative-Derived Wastes

Soil cuttings and decontamination water from cleaning equipment generated during the investigation will be containerized in appropriate steel 55-gallon drums. Arrangements will be made with a licensed disposal facility for the transportation and disposal of the wastes.

3.6 Quality Assurance (QA)

In accordance with U.S. EPA requirements, this section provides the QA, quality control (QC), and technical activities and procedures associated with implementing this Work Plan. The four elements associated with this section include Project Management, Data Generation and Acquisition, Assessment/Oversight, and Data Validation and Usability.

3.6.1 Project Management

ARCADIS is the technical consultant for implementation of this Work Plan. ARCADIS has technical responsibility for data collection. The ARCADIS Project Manager is responsible for ensuring that the project objectives are achieved. The following provides the responsibilities of the Project Manager for implementation of this Work Plan:

Project Manager

- Technical representation for Madison-Kipp
- Overview of field activities
- Overview of laboratory activities
- Advise on corrective actions
- Preparation and review of reports
- Coordinate the ARCADIS technical group
- Final evidence file custodian
- Approval of quality assurance

The analytical laboratory's Project Manager is responsible for ensuring that the project objectives are achieved by the laboratory. The laboratory selected for this project is TestAmerica Laboratories, Inc. (TestAmerica). Laboratory services shall be provided by TestAmerica's laboratory in University Park, Illinois. TestAmerica's Project Manager responsibilities include:

- Ensure all resources of the laboratory are available on an as-required basis
- Review of final analytical reports
- Approve final reports prior to submission to ARCADIS

The U.S. EPA Region 5 Project Manager and WDNR Project Manager are responsible for overview of this project on behalf of the U.S. EPA and WDNR.

Project team members with QA responsibilities include the following:

QA Officer – ARCADIS

- Oversee and review field QA/QC
- Review laboratory QA/QC
- Coordinate data validation and assessment
- Conduct detailed data review
- Advise on laboratory corrective action procedures, if necessary
- Preparation and review of QA reports
- QA/QC representation of project activities
- Approval of QA

Field QA Officer – ARCADIS

- Management of field activities and field QA/QC

- Field data assessment
- Internal field technical system audits
- Technical representation of field activities
- Preparation of standard operating procedures for field activities
- Implement and document field corrective actions, if necessary
- Approval of QA

ARCADIS will conduct all field sampling and obtain field measurements related to sampling during implementation of this Work Plan. The specific procedures for field sample collection and field measurements are presented below. Location coordinates will be collected using a combination of measuring tape, stakes, and surveying for location of soil samples. The ARCADIS field sampling team will consist of technical staff coordinated from the ARCADIS Milwaukee office. The ARCADIS Field QA Officer will be responsible for documenting any non-conformance and subsequent corrective actions.

ARCADIS field sampling team members are required to have received the 40-hour Hazardous Waste Operations and Emergency Response safety training and annual 8-hour refresher courses required by 29 CFR Parts 1910 and 1926. On-site subcontractor personnel involved in invasive activities (excavation) are required to have received the same training.

TestAmerica

TestAmerica located in University Park, Illinois will perform analyses of samples collected during the site activities. Samples will be analyzed for PCBs by Protocol SW846, U.S. EPA Method 8082. All samples analyzed for PCBs will be determined as Aroclors. The specific responsibilities of laboratory personnel include:

Laboratory – Operations Managers

- Coordinate laboratory analyses
- Supervise in-house chain-of-custody

- Schedule sample analyses
- Oversee data review
- Oversee preparation of analytical reports

Laboratory – Sample Custodians

- Receive and inspect the incoming sample containers
- Record the condition of the incoming sample containers
- Sign appropriate documents
- Verify correctness of chain-of-custody documentation
- Notify project manager of any non-conformance identified during sample receipt and inspection
- Assign a unique identification number and customer number, and enter each into the sample receiving log
- Initiate transfer of the samples to appropriate lab sections
- Control and monitor access/storage of samples and extracts

The subcontractor is responsible for compliance of their personnel with the applicable regulations. TestAmerica personnel training records are maintained by the laboratory. TestAmerica is a certified Wisconsin laboratory (ID# 999580010). The surveyor used for this project, if necessary, will be a Wisconsin-licensed surveyor.

3.6.2 Data Generation and Acquisition

A summary of the proposed sampling strategy is presented above in Section 3.2. Additional data collection activities and measurement performance criteria for the activities, as related to quality, are presented in this section.

Measurement performance criteria for precision, accuracy, representativeness, completeness, and comparability are provided for reference.

Precision is defined as the measure of agreement among repeated measurements of the same property under identical or substantially similar locations. Precision of the field sample collection procedures will be assessed by the data from analysis of the field duplicate samples. Relative percent differences (RPDs) will be calculated for detected analytes from field duplicate sample sets. Field duplicate samples will be collected at a minimum frequency of 1 per 20 investigative samples. RPDs of 50 percent will be used as advisory limits. Professional judgment will be used for any data qualification.

Laboratory precision will be assessed through the calculation of RPDs for replicate/duplicate sample analyses. In general, these will be matrix spike/matrix spike duplicate (MS/MSD) for soil samples.

Accuracy is a measure of the overall agreement of a measurement to a known value. Potential factors that could affect the accuracy of a sample analysis include the sampling process, field contamination, preservation, handling, variability within the sample matrix, sample preservation, and analysis techniques. Field sampling accuracy will be assessed by the data from the field blank samples.

Equipment blank samples will be collected at a frequency of one per ten sampling equipment decontamination procedures or at least once per day of sampling equipment cleanings, whichever is more frequent. Equipment blank samples will be collected by routing laboratory provided deionized water through decontaminated sampling equipment. Equipment blank samples will be analyzed to check procedural contamination and/or ambient conditions and/or sample container contamination at the site that may cause sample contamination. Accuracy will be ensured by adhering to all sample handling procedures, sample preservation requirements, and holding time periods.

Laboratory accuracy will be assessed by determining percent recoveries from the analysis of laboratory control samples. Accuracy relative to the sample matrix will be assessed by determining percent recoveries from the analysis of MS/MSD samples. MS/MSD samples will be collected/designated for the analysis at a minimum frequency of 1 per 20 or fewer samples.

Representativeness expresses the degree to which the data accurately and precisely represent a characteristic of a population, parameter variations at a sampling point, a process condition, or an environmental condition. Representativeness is a qualitative parameter which is dependent upon the proper design of the sampling program and proper laboratory protocol. Representativeness will be satisfied by ensuring that the

sampling procedures are followed, proper sampling techniques are used, proper analytical procedures are followed, and holding times of the samples are not exceeded in the laboratory.

The representativeness criteria for laboratory data will be to ensure that the proper analytical procedures are used for sample preparation (e.g., homogenizing the sample prior to subsampling), sample analysis, and that sample holding times are met. Additionally, the accuracy and precision of the laboratory data affect representativeness. The laboratory representativeness criteria will include achieving the accuracy and precision criteria for the sample analyses.

Comparability expresses the confidence with which one data set can be compared with another. The criteria for field comparability will be to ensure and document that the sampling networks designed for this Work Plan is properly implemented.

The criteria for laboratory data comparability will be to ensure that the analytical methods used for the proposed sampling and analysis events are comparable to the methods used for previous sampling events. The methods identified in this Work Plan are comparable to the methods used to generate data for previous investigations.

Completeness is defined as the percentage of measurements made which are judged to be valid measurements compared to the total number of measurements. The criteria for field completeness will be that a minimum of 90 percent of the field measured data are valid.

The criteria for laboratory completeness will be that a minimum of 90 percent of the laboratory data will be determined to be valid (usable) for the intended purpose.

Sensitivity is the capability of a method or instrument to discriminate between small differences in analyte concentrations. Instrument detection limits and practical quantitation limits are the objective measures of instrument sensitivity. Instrument sensitivity during a specific analysis is monitored by the analyses of method blanks, calibration check samples, and laboratory control samples. Sensitivity is evaluated by the minimum concentration that can be measured by a method (method detection limit), by an instrument (instrument detection limit), or by a laboratory (quantitation limit).

3.6.2.1 Records

Documents and records generated during the implementation of the Work Plan include sample collection records, QC sample records, field measurement records, laboratory records, and data handling records. Sample collection records include field logbooks, chain-of-custody records, and shipping papers. QC sample records include field logbooks for recording blank samples and field duplicates. Laboratory records include sample receipt documentation, chain-of-custody documentation, sample container cleanliness certifications, sample analysis records, instrument/raw data, QC data, calibration data, and final reports.

Laboratory reports will consist of the Case Narrative and Chemistry Data Package.

3.6.3 Assessment/Oversight

Assessments consisting of internal and external audits may be performed during the project. Internal technical system audits of both field and laboratory procedures will be conducted to verify that sampling and analysis are being performed in accordance with the established procedures. External field and laboratory audits may be conducted by the U.S. EPA.

An internal field technical system audit of field activities, including sampling and field measurements, will be conducted by the Field QA Officer or their designee at the beginning of the field sampling activities to identify deficiencies in the field sampling and documentation procedures. The field technical system audit will include examining field sampling records, field instrument operating records, field instrument calibration records, and chain-of-custody documentation. In addition, sample collection, handling, and packaging in compliance with the established procedures will be reviewed during the field audit. Any deficiencies identified will be documented and corrective actions will be taken to rectify the deficiencies.

Corrective action resulting from internal field technical system audits will be implemented immediately if data may be adversely affected due to unapproved or improper use of approved methods. The Field QA Officer will identify deficiencies and recommend corrective action to the Project Manager. Implementation of corrective actions will be performed by the Field QA Officer and field team. Corrective action will be documented in the field logbook and/or project file. Follow-up audits will be performed as necessary to verify that deficiencies have been corrected, and that the

QA/QC procedures described in this document are maintained throughout implementation of this Work Plan.

An external field technical system audit may be conducted by U.S. EPA Region 5 any time during the field operations. These audits may or may not be announced and will be conducted at the discretion of the U.S. EPA Region 5.

An internal laboratory technical system audit will be conducted by the TestAmerica QA Officer or designee. The laboratory technical system audit is conducted on an annual basis and includes examining laboratory documentation regarding sample receiving, sample log-in, storage and tracking, chain-of-custody procedures, sample preparation and analysis, instrument operating records, data handling and management, data tracking and control, and data reduction and verification. The laboratory QA Officer will evaluate the results of the audit and provide a final report to section managers and the Operations Manager that includes any deficiencies and/or noteworthy observations.

Corrective action resulting from deficiencies identified during the internal laboratory technical system audit will be implemented immediately. The Operations Manager or section leaders, in consultation with the laboratory supervisor and staff, will approve the required corrective action to be implemented by the laboratory staff. The laboratory QA/QC Officer will ensure implementation and documentation of the corrective action. All problems requiring corrective action and the corrective action taken will be reported to the laboratory Project Manager. Follow-up audits will be performed as necessary to verify that deficiencies have been corrected, and that the QA/QC procedures described in this QA section are maintained.

An external laboratory audit may be conducted by U.S. EPA Region 5. These audits may or may not be announced and are at the discretion of the U.S. EPA Region 5. The external laboratory audits will include, but not be limited to, reviewing laboratory analytical procedures, laboratory on-site audits, and/or submitting performance evaluation samples to the laboratory for analysis.

An external laboratory audit may be conducted at least once prior to the initiation of the sampling and analysis activities.

QA Management Reports will be prepared during implementation of this Work Plan. These QA Management Reports will be included with the bi-monthly progress reports that are submitted to WDNR and U.S. EPA. These reports will include project status, results of performance evaluations and any system audits, results of periodic data

quality validation and assessment and data use limitations, and any significant QA problems identified and corrective actions taken.

The ARCADIS QA Officer will be responsible within the organizational structure for preparing these reports. The ARCADIS Project Manager will be provided with these reports for distribution with the bi-monthly progress reports. The final Work Plan documentation report will also include a separate QA/QC section that will summarize data quality information contained in the bi-monthly progress reports and overall data quality assessment.

3.6.4 Data Validation and Usability

The QA activities that will be performed to ensure that data are scientifically defensible, properly documented, of known quality, and meet the project objectives are described in the following sections.

All field and laboratory data will be reviewed and verified/validated. The procedures and criteria used to verify and validate field and laboratory data will consist of evaluating the data to the measurement of performance criteria presented in Section 3.6.2. Field data and logbooks will be reviewed to ensure that the requirements of the sampling program, including the number of samples and locations, sampling procedures, and sample handling, were fulfilled. Acceptable departures from the planned sampling program, such as collecting a sample from an adjacent location because of a subsurface obstruction, will not impact the data usability.

Sample collection procedures will be reviewed for compliance with the requirements of the QA program. If alternate sampling procedures were used, the acceptability of the procedure will be evaluated to determine the affect on the usability of the data. Data usability will not be affected if the procedure used is determined to be an acceptable alternative that fulfills the measurement performance criteria.

Sample handling records will be reviewed to ensure that sample integrity remained intact from collection to laboratory receipt and that samples were properly preserved. Chain-of-custody documentation and sample condition upon laboratory receipt will be reviewed. The data from samples for which the chain-of-custody or sample identification cannot be verified will be rejected. The data for samples that were not properly preserved will be qualified or rejected depending on the severity of the deviation from the requirements.

Field and laboratory data will be verified to ensure that the methods used to analyze the samples were consistent with the QA requirements. Data generated from the use of unapproved methods will be rejected. Acceptable departures from the methods specified include using an alternate field meter of comparable capability if the specified meter becomes inoperable.

QC data will be reviewed to determine compliance with the acceptance criteria presented above. QC data that do not meet acceptable criteria will result in sample data qualification. Significant departures from the QC acceptance criteria may result in rejected data.

Field data will be verified by reviewing field documentation and chain-of-custody records. TestAmerica will internally verify the laboratory data by reviewing and documenting sample receipt, sample preparation, sample analysis, data reduction, and reporting. Any deviations from the acceptance criteria, corrective actions taken, and data determined to be of limited usability will be noted in the case narrative of the laboratory report.

Data validation will be conducted by ARCADIS QA personnel consistent with the procedures identified above. The data verification/validation procedure will identify data as being acceptable, of limited usability, or rejected. Data determined to be unusable may require that corrective action be taken. Potential types of corrective action may include re-sampling by the field team or re-analysis of samples by the laboratory.

3.7 Reporting

A summary report will be prepared documenting implementation of the work plan activities. This report will also include the Soil Management Plan, Engineered Barrier (Cap) Maintenance Plan, and copies of all soil manifests.

Table 1-1. Summary of On-Site Analytical Results, Madison-Kipp Corporation, Madison, Wisconsin.

Well/Boring Sample Depth Sample Date	Soil to Groundwater Pathway RCL	Non-Industrial Direct Contact RCL	Industrial Direct Contact RCL	EPA High Occupancy Cleanup Level	TSCA Disposal Limit	B-1		B-2	B-3	
						0-2' 6/12/12	5-7' 6/12/12	0-2' 6/21/12	0-2' 6/8/12	6-8' 6/19/12
VOC										
1,1-Dichloroethene	0.00502	342	1190	NE	NE	<0.019	<0.019	<0.018	<0.02	<0.018
1,2,3-Trichlorobenzene	NE	48.9	151	NE	NE	<0.022	<0.022	<0.02 *	<0.023	<0.021
1,2,4-Trichlorobenzene	0.408	22.1	98.7	NE	NE	<0.024	<0.024	<0.022 *	<0.024	<0.022
1,2,4-Trimethylbenzene	NE	89.8	219	NE	NE	<0.013	<0.013	<0.012	<0.014	<0.012
1,3,5-Trimethylbenzene	NE	182	182	NE	NE	<0.013	<0.013	<0.012	<0.013	<0.012
Benzene	0.00512	1.49	7.41	NE	NE	<0.0046	<0.0047	<0.0043	<0.0048	<0.0044
Carbon tetrachloride	0.00388	0.854	4.25	NE	NE	<0.016	<0.016	<0.015	<0.017	<0.015
cis-1,2-Dichloroethene	0.0412	156	2,040	NE	NE	<0.0077	<0.0077	<0.0071	1	<0.0073
Ethylbenzene	1.57	7.47	37	NE	NE	<0.0079	<0.0079	0.02	<0.0082	<0.0075
Isopropylbenzene	NE	268	268	NE	NE	<0.016	<0.016	<0.014	<0.016	<0.015
Naphthalene	0.6587	5.15	26	NE	NE	0.076 J	<0.031	0.12	<0.032	<0.029
n-Butylbenzene	NE	108	108	NE	NE	<0.0081	<0.0081	<0.0074	<0.0084	<0.0076
N-Propylbenzene	NE	264	264	NE	NE	<0.011	<0.011	<0.01	<0.011	<0.01
p-Isopropyltoluene	NE	162	162	NE	NE	<0.012	<0.012	<0.011	<0.012	<0.011
sec-Butylbenzene	NE	145	145	NE	NE	<0.0096	<0.0097	<0.0089	<0.01	<0.0091
tert-Butylbenzene	NE	183	183	NE	NE	<0.0085	<0.0086	<0.0078	<0.0088	<0.0081
Tetrachloroethene	0.00454	30.7	153	NE	NE	1.6	0.046 J	2.2	31	0.071
Toluene	1.1072	818	818	NE	NE	<0.0072	<0.0072	0.024	<0.0074	<0.0068
trans-1,2-Dichloroethene	0.0588	211	976	NE	NE	<0.016	<0.016	<0.014	0.044 J	<0.015
Trichloroethene	0.00358	0.644	8.81	NE	NE	0.023 J	<0.012	0.069	5	0.014 J
Vinyl chloride	0.000138	0.0671	2.03	NE	NE	<0.0065	<0.0065	<0.006	<0.0067	<0.0062
Xylenes, Total	3.94	258	258	NE	NE	<0.0043	<0.0043	0.15	0.021 J	<0.0041
PAHs										
1-Methylnaphthalene	NE	NE	NE	NE	NE	0.048	<0.02	0.11 J	0.045	<0.019
2-Methylnaphthalene	NE	229	368	NE	NE	0.052 J	<0.053	<0.25	<0.055	<0.05
Acenaphthene	NE	3440	33,000	NE	NE	<0.012 *	<0.012 *	0.058 J	0.018 J	<0.011
Acenaphthylene	NE	487	487	NE	NE	<0.0092	<0.0094	0.083 J	0.016 J	<0.0088
Anthracene	196.74	17200	100,000	NE	NE	0.01 J	<0.0096	0.26	0.078	<0.009
Benzo(a)anthracene	NE	0.148	2.11	NE	NE	0.036 J	<0.0086	0.95	0.31	<0.008
Benzo(a)pyrene	0.47	0.0148	0.211	NE	NE	0.03 J	<0.0075	0.93	0.27	<0.007
Benzo(b)fluoranthene	0.48	0.148	2.11	NE	NE	0.037 J	<0.008	1.6	0.37	<0.0074
Benzo(g,h,i)perylene	NE	NE	NE	NE	NE	0.02 J	<0.014	0.66	0.13	<0.013
Benzo(k)fluoranthene	NE	1.48	21.1	NE	NE	0.019 J	<0.0098	1.7	0.17	<0.0091
Chrysene	0.14508	14.8	211	NE	NE	0.046	<0.0093	1.1	0.3	<0.0086
Dibenz(a,h)anthracene	NE	0.0148	0.211	NE	NE	<0.011	<0.011	0.2	0.073	<0.011

Footnotes on Page 49.

Table 1-1. Summary of On-Site Analytical Results, Madison-Kipp Corporation, Madison, Wisconsin.

Well/Boring Sample Depth Sample Date	Soil to Groundwater Pathway RCL	Non-Industrial Direct Contact RCL	Industrial Direct Contact RCL	EPA High Occupancy Cleanup Level	TSCA Disposal Limit	B-1		B-2	B-3	
						0-2'	5-7'	0-2'	0-2'	6-8'
						6/12/12	6/12/12	6/21/12	6/8/12	6/19/12
PAHs (continued)										
Fluoranthene	88.82	2,290	22,000	NE	NE	0.063	<0.017	1.9	0.58	<0.016
Fluorene	14.81	2,290	22,000	NE	NE	<0.0091	<0.0093	0.076 J	0.029 J	<0.0087
Indeno(1,2,3-cd)pyrene	NA	0.148	2.11	NE	NE	0.016 J	<0.014	0.53	0.13	<0.013
Naphthalene	0.6587	5.15	26	NE	NE	0.016 J	<0.0079	0.072 J	0.034 J	<0.0074
Phenanthrene	NA	115	115	NE	NE	0.18	<0.017	1.1	0.39	<0.016
Pyrene	54.47	1,720	16,500	NE	NE	0.073	<0.015	1.6	0.49	<0.014
Metals										
Arsenic	0.584	0.39	1.59	NE	NE	6.6	10	11	43	5.8
Barium	164.8	15,300	100,000	NE	NE	75	130	110	150	140
Cadmium	0.752	70.2	803	NE	NE	0.39	0.12 J ^	2.5	6	<0.054
Chromium	360,000	NA	NA	NE	NE	11	24	68	17	12
Cyanide, Total	4.04	46.9	613	NE	NE	<0.17	<0.2	0.55 J B ^	<0.19	<0.13 ^
Lead	27	400	800	NE	NE	27	10	280	300	8.3
Mercury	0.208	3.13	3.13	NE	NE	0.0063 J	0.036	0.21	2.4	0.045
Selenium	0.52	391	5110	NE	NE	0.71 J	0.86 J	0.51 J	6.6	0.38 J
Silver	0.8497	391	5110	NE	NE	0.13 J	0.11 J	0.48 J	1.2	<0.066
PCBs										
Aroclor-1242	NE	0.222	0.744	NE	NE	<0.0067	<0.0069	<6.2	<3.5	<0.0065
Aroclor-1248	NE	0.222	0.744	NE	NE	0.046	<0.0083	45	<4.2	<0.0077
Aroclor-1254	NE	0.222	0.744	NE	NE	<0.0044	<0.0045	<4.1	23	0.043
Aroclor-1260	NE	0.222	0.744	NE	NE	<0.01	<0.01	<9.3	<5.2	<0.0097
Total Detected PCBs	NE	NE	NE	1	50	0.046	ND	45	23	0.043
PCB Homologs										
Dichlorobiphenyl	NE	NE	NE	NE	NE	NA	NA	0.011	<0.00048	NA
Heptachlorobiphenyl	NE	NE	NE	NE	NE	NA	NA	0.024	0.018	NA
Hexachlorobiphenyl	NE	NE	NE	NE	NE	NA	NA	0.21	0.083	NA
Monochlorobiphenyl	NE	NE	NE	NE	NE	NA	NA	<0.00025	<0.00026	NA
Pentachlorobiphenyl	NE	NE	NE	NE	NE	NA	NA	0.62	0.087	NA
Tetrachlorobiphenyl	NE	NE	NE	NE	NE	NA	NA	0.94	0.0057 J	NA
Trichlorobiphenyl	NE	NE	NE	NE	NE	NA	NA	0.22	0.00075 J	NA
Total Detected PCB Homologs	NE	NE	NE	1	50	NA	NA	2.025	0.19445	NA

Footnotes on Page 49.

Table 1-1. Summary of On-Site Analytical Results, Madison-Kipp Corporation, Madison, Wisconsin.

Well/Boring	B-4		B-5		B-6		B-7	B-8	B-9	B-10		B-11
	0-2'	0-2'	6-8'	3-4'	12-14'	0-2'	0-2'	0-2'	0-2'	16-18'	0-2'	
Sample Depth												
Sample Date	6/4/12	6/5/12	6/5/12	6/5/12	6/5/12	6/5/12	6/5/12	6/5/12	6/5/12	6/1/12	6/1/12	6/1/12
VOC												
1,1-Dichloroethene	<0.016	<0.018	<0.016	<0.018	<0.016	<0.019	<0.018	<0.019	<0.019	<0.019	<0.017	<0.018
1,2,3-Trichlorobenzene	<0.016	<0.018	<0.016	<0.018	<0.016	<0.019	<0.018	<0.019	<0.019	<0.019	<0.017	<0.021
1,2,4-Trichlorobenzene	<0.012	<0.013	<0.012	<0.013	<0.012	<0.014	<0.013	<0.014	<0.014	<0.014	<0.012	<0.023
1,2,4-Trimethylbenzene	<0.011	<0.013	<0.011	<0.012	<0.011	<0.013	<0.012	<0.013	<0.013	<0.013	<0.011	<0.013
1,3,5-Trimethylbenzene	<0.011	<0.012	<0.011	<0.012	<0.011	<0.013	<0.012	<0.013	<0.013	<0.013	<0.011	<0.012
Benzene	<0.004	<0.0044	<0.0039	<0.0043	<0.0039	<0.0047	<0.0043	<0.0046	<0.0046	<0.0046	<0.004	<0.0044
Carbon tetrachloride	<0.014	<0.015	<0.013	<0.015	<0.014	<0.016	<0.015	<0.016	<0.016	<0.016	<0.014	<0.015
cis-1,2-Dichloroethene	<0.0066	<0.0073	<0.0065	<0.0072	<0.0065	<0.0078	<0.0072	<0.0075	<0.0075	<0.0076	<0.0066	<0.0073
Ethylbenzene	<0.0067	<0.0075	<0.0066	<0.0074	<0.0066	<0.008	<0.0074	<0.0077	<0.0077	<0.0078	<0.0068	<0.0075
Isopropylbenzene	<0.013	<0.015	<0.013	<0.015	<0.013	<0.016	<0.015	<0.015	<0.015	<0.016	<0.014	<0.015
Naphthalene	<0.017	<0.019	<0.017	<0.018	<0.017	<0.02	<0.018	<0.019	<0.019	<0.019	<0.017	<0.029
n-Butylbenzene	<0.0069	<0.0076	<0.0068	<0.0076	<0.0068	<0.0082	<0.0075	<0.0079	<0.0079	<0.008	<0.007	<0.0077
N-Propylbenzene	<0.0094	<0.01	<0.0092	<0.01	<0.0092	<0.011	<0.01	<0.011	<0.011	<0.011	<0.0094	<0.01
p-Isopropyltoluene	<0.0099	<0.011	<0.0097	<0.011	<0.0097	<0.012	<0.011	<0.011	<0.011	<0.011	<0.01	<0.011
sec-Butylbenzene	<0.0082	<0.0091	<0.0081	<0.009	<0.0081	<0.0097	<0.009	<0.0094	<0.0094	<0.0095	<0.0083	<0.0092
tert-Butylbenzene	<0.0073	<0.0081	<0.0071	<0.008	<0.0072	<0.0086	<0.008	<0.0083	<0.0083	<0.0084	<0.0073	<0.0081
Tetrachloroethene	3.2	2.6	<0.0088	1.3	0.032 J	2.2	1	0.32	0.17	<0.009	0.46	
Toluene	<0.0062	<0.0068	<0.006	<0.0067	<0.006	<0.0073	<0.0067	<0.0071	<0.0071	<0.0071	<0.0062	<0.0069
trans-1,2-Dichloroethene	<0.013	<0.015	<0.013	<0.015	<0.013	<0.016	<0.015	<0.015	<0.015	<0.015	<0.013	<0.015
Trichloroethene	0.15	0.12	<0.0098	0.025 J	<0.0098	0.03 J	0.018 J	<0.011	<0.011	<0.011	<0.01	0.017 J
Vinyl chloride	<0.0056	<0.0062	<0.0055	<0.0061	<0.0055	<0.0066	<0.0061	<0.0064	<0.0064	<0.0064	<0.0056	<0.0062
Xylenes, Total	<0.0037	<0.0041	<0.0036	<0.004	<0.0036	<0.0043	0.055	<0.0042	<0.0042	<0.0042	<0.0037	<0.0041
PAHs												
1-Methylnaphthalene	<0.018	<0.019	<0.017	<0.019	<0.017	<0.021	<0.019	0.03 J	<0.02	<0.017	<0.019	
2-Methylnaphthalene	<0.046	<0.051	<0.045	<0.05	<0.045	<0.054	<0.049	<0.049	<0.052	<0.045	<0.049	
Acenaphthene	<0.011	<0.012	<0.01	<0.011	<0.01	<0.012	<0.011	0.04	<0.012	<0.01	<0.011	
Acenaphthylene	<0.0082	<0.009	<0.008	<0.0088	<0.008	0.028 J	<0.0087	<0.0087	<0.0091	<0.008	<0.0087	
Anthracene	<0.0084	<0.0092	<0.0082	<0.009	<0.0082	0.034 J	0.012 J	0.096	<0.0093	<0.0082	0.018 J	
Benzo(a)anthracene	0.031 J	<0.0082	0.012 J	0.015 J	<0.0073	<0.0087	0.068	0.23	0.0084 J	<0.0073	0.047	
Benzo(a)pyrene	0.034 J	<0.0071	0.015 J	0.02 J	<0.0064	<0.0075	0.074	0.24	<0.0072	<0.0063	0.047	
Benzo(b)fluoranthene	0.039	<0.0076	0.014 J	0.025 J	<0.0068	<0.008	0.089	0.28	0.011 J	<0.0068	0.05	
Benzo(g,h,i)perylene	0.038	<0.013	<0.012	0.019 J	<0.012	<0.014	0.05	0.16	<0.013	<0.012	0.029 J	
Benzo(k)fluoranthene	0.024 J	<0.0093	0.013 J	0.0096 J	<0.0083	<0.0099	0.04	0.12	<0.0095	<0.0083	0.029 J	
Chrysene	0.038	<0.0088	0.01 J	0.022 J	<0.0079	<0.0093	0.077	0.28	0.012 J	<0.0079	0.047	
Dibenz(a,h)anthracene	0.011 J	<0.011	0.011 J	<0.011	<0.0098	<0.012	0.02 J	0.057	<0.011	<0.0097	<0.011	

Footnotes on Page 49.

Table 1-1. Summary of On-Site Analytical Results, Madison-Kipp Corporation, Madison, Wisconsin.

Well/Boring	B-4		B-5		B-6		B-7	B-8	B-9	B-10		B-11	
Sample Depth	0-2'		0-2'	6-8'	3-4'	12-14'	0-2'	0-2'	0-2'	0-2'	16-18'	0-2'	
Sample Date	6/4/12		6/5/12	6/5/12	6/5/12	6/5/12	6/5/12	6/5/12	6/5/12	6/5/12	6/1/12	6/1/12	6/1/12
PAHs (continued)													
Fluoranthene	0.055	0.018 J	<0.014	0.02 J	<0.014	0.031 J	0.11	0.43	<0.016	<0.014	0.098		
Fluorene	<0.0081	<0.0089	<0.0079	<0.0087	<0.0079	<0.0094	<0.0086	0.035 J	<0.009	<0.0079	<0.0086		
Indeno(1,2,3-cd)pyrene	0.032 J	<0.013	<0.012	0.014 J	<0.012	<0.014	0.039	0.12	<0.013	<0.012	0.025 J		
Naphthalene	<0.0069	<0.0075	<0.0067	<0.0074	<0.0067	<0.008	<0.0073	0.023 J	<0.0077	<0.0067	<0.0073		
Phenanthrene	0.043	<0.016	<0.015	0.023 J	<0.015	0.025 J	0.063	0.41	<0.017	<0.015	0.07		
Pyrene	0.057	0.018 J	<0.013	0.023 J	<0.013	0.037 J	0.11	0.51	<0.014	<0.013	0.084		
Metals													
Arsenic	11	7.7	1.2	8.6	1.1	7.5	6.3	8.1	6.2	1.6	5.9		
Barium	63	87	13	75	12	100	110	150	97	14	150		
Cadmium	0.56	0.29	0.10 J	0.55	0.087 J	0.28	0.79	0.43	0.31	0.12 J	0.47		
Chromium	8.8	20	8.1	7.5	4	20	8.2	17	14	4.3	11		
Cyanide, Total	0.18 J	0.20 J	<0.11	<0.16	<0.13	0.23 J	0.17 J	0.23 J	0.25 J	0.20 J	0.28 J		
Lead	50	11	1.8	23	1.9	12	47	33	49	2.4	37		
Mercury	0.051	0.03	<0.0049	0.023	<0.0053	0.012 J	0.02	0.033	<0.006	<0.0053	<0.0061		
Selenium	<0.3	0.68 J	<0.3	<0.32	<0.28	0.51 J	<0.28	<0.34	0.46 J	<0.3	<0.33		
Silver	0.095 J	<0.061	<0.062	0.12 J	<0.059	<0.072	0.18 J	<0.072	<0.073	<0.063	0.070 J		
PCBs													
Aroclor-1242	<0.0058	<0.0064	<0.0056	0.14	<0.0057	<0.0067	<0.012	<0.0063	<0.0065	<0.0058	<0.13		
Aroclor-1248	<0.007	<0.0077	<0.0068	<0.0075	<0.0068	<0.0081	0.4	<0.0075	<0.0078	<0.0069	2.8		
Aroclor-1254	0.016 J	<0.0042	<0.0037	0.082	<0.0037	<0.0044	<0.008	0.022	0.011 J	<0.0038	<0.085		
Aroclor-1260	<0.0087	<0.0096	<0.0084	<0.0093	<0.0085	<0.01	<0.018	<0.0094	<0.0097	<0.0086	<0.19		
Total Detected PCBs	0.016	ND	ND	0.222	ND	ND	0.4	0.022	0.011	ND	2.8		
PCB Homologs													
Dichlorobiphenyl	NA	NA	NA	NA	NA	NA	NA	NA	NA	NA	NA		
Heptachlorobiphenyl	NA	NA	NA	NA	NA	NA	NA	NA	NA	NA	NA		
Hexachlorobiphenyl	NA	NA	NA	NA	NA	NA	NA	NA	NA	NA	NA		
Monochlorobiphenyl	NA	NA	NA	NA	NA	NA	NA	NA	NA	NA	NA		
Pentachlorobiphenyl	NA	NA	NA	NA	NA	NA	NA	NA	NA	NA	NA		
Tetrachlorobiphenyl	NA	NA	NA	NA	NA	NA	NA	NA	NA	NA	NA		
Trichlorobiphenyl	NA	NA	NA	NA	NA	NA	NA	NA	NA	NA	NA		
Total Detected PCB Homologs	NA	NA	NA	NA	NA	NA	NA	NA	NA	NA	NA		

Footnotes on Page 49.

Table 1-1. Summary of On-Site Analytical Results, Madison-Kipp Corporation, Madison, Wisconsin.

Well/Boring	B-12		B-13	B-13b	B-14		B-14b		B-15		B-15b	B-16	
	0-2'		0-2'	2-4'	0-2'	16-18'	2-4'	1-3'	6-8'	2-4'	0-2'	6-8'	
Sample Depth	0-2'		0-2'	2-4'	0-2'	16-18'	2-4'	1-3'	6-8'	2-4'	0-2'	6-8'	
Sample Date	6/1/12		6/1/12	8/13/12	6/2/12	6/2/12	8/13/12	6/1/12	6/1/12	8/13/12	6/5/12	6/5/12	
VOC													
1,1-Dichloroethene	<0.019	<0.019	NA	<0.019	<0.016	NA	<1.8	<0.016	NA	<0.016	<0.016	<0.016	
1,2,3-Trichlorobenzene	<0.022	<0.021	NA	<0.021	<0.019	NA	<2	<0.016	NA	<0.016	<0.016	<0.016	
1,2,4-Trichlorobenzene	<0.024	0.49	NA	<0.023	<0.02	NA	<2.2	<0.012	NA	<0.012	<0.012	<0.012	
1,2,4-Trimethylbenzene	0.12	0.11 J	NA	0.054 J	<0.011	NA	54	<0.011	NA	0.5	<0.011	<0.011	
1,3,5-Trimethylbenzene	0.05 J	0.042 J	NA	<0.012	<0.011	NA	22	<0.011	NA	0.21	<0.011	<0.011	
Benzene	<0.0046	<0.0045	NA	<0.0045	<0.0039	NA	<0.43	<0.0039	NA	<0.0039	<0.0039	<0.004	
Carbon tetrachloride	<0.016	<0.016	NA	<0.016	<0.014	NA	<1.5	<0.013	NA	<0.014	<0.014	<0.014	
cis-1,2-Dichloroethene	0.73	24	NA	0.071	<0.0065	NA	8.7	<0.0064	NA	0.063	<0.0066	<0.0066	
Ethylbenzene	0.021	0.048	NA	<0.0076	<0.0067	NA	0.99 J	<0.0065	NA	0.048	<0.0068	<0.0068	
Isopropylbenzene	<0.016	<0.015	NA	<0.015	<0.013	NA	<1.5	<0.013	NA	0.031 J	<0.013	<0.013	
Naphthalene	0.1 J	0.13	NA	<0.03	<0.026	NA	29	<0.016	NA	0.71	<0.017	<0.017	
n-Butylbenzene	0.05 J	<0.0078	NA	<0.0078	<0.0068	NA	<0.75	<0.0067	NA	0.14	<0.0069	<0.0069	
N-Propylbenzene	<0.011	<0.011	NA	<0.011	<0.0093	NA	3.2 J	<0.0091	NA	0.06 J	<0.0094	<0.0094	
p-Isopropyltoluene	<0.012	<0.011	NA	<0.011	<0.0098	NA	14	<0.0096	NA	0.11	<0.0099	<0.0099	
sec-Butylbenzene	<0.0096	<0.0093	NA	<0.0093	<0.0082	NA	<0.9	<0.008	NA	<0.0081	<0.0083	<0.0083	
tert-Butylbenzene	<0.0085	<0.0082	NA	<0.0082	<0.0072	NA	<0.79	<0.0071	NA	<0.0072	<0.0073	<0.0073	
Tetrachloroethene	4.2	51	NA	0.27	0.05 J	NA	2.1 J	<0.0087	NA	0.82	0.044 J	0.044 J	
Toluene	<0.0072	0.094	NA	<0.0069	<0.0061	NA	<0.67	<0.006	NA	0.034	<0.0062	<0.0062	
trans-1,2-Dichloroethene	0.07	1.6	NA	0.022 J	<0.013	NA	<1.5	<0.013	NA	<0.013	<0.013	<0.013	
Trichloroethene	0.43	3.2	NA	0.019 J	<0.0099	NA	<1.1	<0.0097	NA	0.018 J	<0.01	<0.01	
Vinyl chloride	<0.0065	0.45	NA	0.013 J	<0.0055	NA	4.1	<0.0054	NA	<0.0055	<0.0056	<0.0056	
Xylenes, Total	0.093	0.24	NA	0.027 J	<0.0036	NA	11	<0.0036	NA	0.22	<0.0037	<0.0037	
PAHs													
1-Methylnaphthalene	0.03 J	<0.4	NA	0.59	<0.017	NA	1.6	<0.016	NA	0.99	<0.016	<0.016	
2-Methylnaphthalene	<0.053	<1	NA	0.48 J	<0.045	NA	1.9 J	<0.043	NA	0.97	<0.043	<0.043	
Acenaphthene	0.012 J	<0.24	NA	0.52	<0.01	NA	5.3	<0.0098	NA	1.3	<0.0099	<0.0099	
Acenaphthylene	<0.0094	<0.18	NA	0.21	<0.0079	NA	<0.18	<0.0076	NA	0.57	0.01 J	0.01 J	
Anthracene	0.037 J	<0.19	NA	1	<0.0081	NA	1.9	<0.0077	NA	4.9	0.012 J	0.012 J	
Benzo(a)anthracene	0.13	0.92	NA	3.2	<0.0072	NA	1.5	<0.0069	NA	4.6	<0.0069	<0.0069	
Benzo(a)pyrene	0.11	0.97	NA	2.9	<0.0063	NA	0.67 J	<0.006	NA	6.7	<0.006	<0.006	
Benzo(b)fluoranthene	0.14	1	NA	3	<0.0067	NA	0.93	<0.0064	NA	11	<0.0064	<0.0064	
Benzo(g,h,i)perylene	0.074	0.63 J	NA	1.6	<0.012	NA	0.34 J	<0.011	NA	2.1	<0.011	<0.011	
Benzo(k)fluoranthene	0.039 J	0.58 J	NA	1.9	<0.0082	NA	0.42 J	<0.0079	NA	11	<0.0079	<0.0079	
Chrysene	0.13	1.1	NA	3.3	<0.0078	NA	1.8	<0.0074	NA	8.5	<0.0075	<0.0075	
Dibenz(a,h)anthracene	0.032 J	0.24 J	NA	0.45	<0.0096	NA	<0.22	<0.0092	NA	2.6	<0.0093	<0.0093	

Footnotes on Page 49.

Table 1-1. Summary of On-Site Analytical Results, Madison-Kipp Corporation, Madison, Wisconsin.

Well/Boring	B-12		B-13	B-13b		B-14		B-14b		B-15		B-15b	B-16	
Sample Depth	0-2'		0-2'	2-4'		0-2'	16-18'	2-4'	1-3'	6-8'	2-4'	0-2'	6-8'	
Sample Date	6/1/12		6/1/12	8/13/12		6/2/12	6/2/12	8/13/12	6/1/12	6/1/12	8/13/12	6/5/12	6/5/12	
PAHs (continued)														
Fluoranthene	0.2	0.72 J	NA	4.3	<0.014	NA	4.8	<0.013	NA	15	0.019 J			
Fluorene	0.019 J	0.23 J	NA	0.81	<0.0078	NA	4.3	<0.0075	NA	2.2	<0.0075			
Indeno(1,2,3-cd)pyrene	0.062	0.63 J	NA	1.4	<0.012	NA	<0.26	<0.011	NA	2.1	<0.011			
Naphthalene	0.017 J	<0.15	NA	0.48	<0.0066	NA	5.8	<0.0063	NA	1	<0.0064			
Phenanthrene	0.16	0.56 J	NA	3.8	<0.014	NA	8.5	<0.014	NA	15	0.016 J			
Pyrene	0.23	1.8	NA	5.6	<0.012	NA	7.5	<0.012	NA	14	0.018 J			
Metals														
Arsenic	8.6	7.6	NA	5.4	1.6	NA	7.9	1.4	NA	7.1	1.4			
Barium	130	84	NA	73	13	NA	97	14	NA	100	32			
Cadmium	0.91	1.2	NA	1.3	0.15 J	NA	2.3	0.084 J	NA	1.8	0.24			
Chromium	15	17	NA	20	5.5	NA	41	5.1	NA	26	4.6			
Cyanide, Total	0.22 J	0.20 J	NA	0.83	<0.13	NA	7.6	<0.17	NA	0.91	<0.15			
Lead	49	280	NA	52	3.2	NA	230	2.2	NA	140	2.5			
Mercury	0.063	0.076	NA	0.095	<0.0053	NA	0.66	<0.005	NA	0.064	<0.0049			
Selenium	<0.32	<0.29	NA	<0.31	<0.29	NA	1.4	<0.28	NA	<0.26	<0.29			
Silver	0.17 J	0.14 J	NA	0.31 J	<0.061	NA	0.27 J	<0.059	NA	0.76	<0.061			
PCBs														
Aroclor-1242	<0.34	1,200	0.61	380	0.069	0.15	560	0.028	0.038	<1.1	<0.0057			
Aroclor-1248	14	<31	<0.038	<15	<0.007	<0.0078	<30	<0.0067	<0.0076	15	0.079			
Aroclor-1254	<0.22	<17	<0.021	<8.3	<0.0038	<0.0043	<16	<0.0037	<0.0042	<0.74	<0.0038			
Aroclor-1260	<0.5	<39	<0.048	<19	<0.0087	<0.0097	<37	<0.0083	<0.0095	<1.7	<0.0086			
Total Detected PCBs	14	1,200	0.61	380	0.069	0.15	560	0.028	0.038	15	0.079			
PCB Homologs														
Dichlorobiphenyl	0.096	20	NA	1.2	NA	NA	39	NA	NA	<0.0041	NA			
Heptachlorobiphenyl	0.0065 J	<0.59	NA	0.56 J	NA	NA	<0.3	NA	NA	0.085 J	NA			
Hexachlorobiphenyl	0.15	2.9 J	NA	0.2 J	NA	NA	1.7 J	NA	NA	0.047 J	NA			
Monochlorobiphenyl	<0.0022	<0.23	NA	<0.012	NA	NA	1.3 J	NA	NA	0.11	NA			
Pentachlorobiphenyl	1.1	72	NA	3.6	NA	NA	39	NA	NA	0.32	NA			
Tetrachlorobiphenyl	4.3	390	NA	6.2	NA	NA	190	NA	NA	1.3	NA			
Trichlorobiphenyl	2	280	NA	14	NA	NA	160	NA	NA	1.4	NA			
Total Detected PCB Homologs	7.6525	764.9	NA	25.76	NA	NA	431	NA	NA	3.262	NA			

Footnotes on Page 49.

Table 1-1. Summary of On-Site Analytical Results, Madison-Kipp Corporation, Madison, Wisconsin.

Well/Boring	B-17		B-17b		B-18		B-19	B-20	B-21	B-22	B-23		B-24	
	0-2'	2-4'	0-2'	16-18'	0-2'	0-2'	0-2'	0-2'	0-2'	0-2'	0-1'	2-4'	2-4'	10-12'
Sample Depth	0-2'	2-4'	0-2'	16-18'	0-2'	0-2'	0-2'	0-2'	0-2'	0-2'	0-1'	2-4'	2-4'	10-12'
Sample Date	6/5/12	8/13/12	6/6/12	6/6/12	6/5/12	6/4/12	6/4/12	6/4/12	6/4/12	6/4/12	6/21/12	6/21/12	6/18/12	6/18/12
VOC														
1,1-Dichloroethene	<0.039	NA	<0.19	<0.017	<0.018	<0.02	<0.018	<0.019	<0.019	<0.019	<0.023	<0.02	<0.019	0.16
1,2,3-Trichlorobenzene	<0.039	NA	<0.22	<0.019	<0.018	<0.02	<0.018	<0.019	<0.019	<0.019	<0.026 *	<0.023 *	<0.021	<0.02
1,2,4-Trichlorobenzene	<0.028	NA	<0.24	<0.021	<0.013	<0.015	<0.013	<0.014	<0.014	<0.014	<0.028 *	<0.025	<0.023	<0.021
1,2,4-Trimethylbenzene	0.09 J	NA	<0.13	<0.011	0.085 J	<0.014	<0.012	<0.013	<0.013	<0.013	<0.016	<0.014	<0.013	<0.012
1,3,5-Trimethylbenzene	<0.026	NA	<0.13	<0.011	0.044 J	<0.013	<0.012	<0.013	<0.013	<0.013	<0.016	<0.014	<0.012	<0.012
Benzene	<0.0094	NA	<0.047	<0.004	<0.0043	<0.0048	<0.0043	<0.0043	<0.0043	<0.0047	<0.0056	<0.0049	<0.0045	0.012 J
Carbon tetrachloride	<0.033	NA	<0.16	<0.014	<0.015	<0.017	0.1	0.3	0.3	0.3	<0.019	<0.017	<0.016	<0.014
cis-1,2-Dichloroethene	5.3	NA	10	<0.0067	2.8	0.84	0.93	0.089	0.089	0.089	<0.0093	<0.0081	0.28	36
Ethylbenzene	<0.016	NA	<0.08	<0.0068	0.011 J	0.017	<0.0073	<0.008	<0.008	<0.008	<0.0095	<0.0083	<0.0076	<0.0071
Isopropylbenzene	<0.032	NA	<0.16	<0.014	<0.014	<0.016	<0.014	<0.016	<0.016	<0.016	<0.019	<0.016	<0.015	<0.014
Naphthalene	0.3	NA	<0.31	<0.027	1.5	0.18	0.17	0.48	0.48	0.48	<0.037	<0.032 *	<0.03	<0.028
n-Butylbenzene	<0.016	NA	<0.081	<0.007	<0.0074	<0.0084	<0.0074	<0.0082	<0.0082	<0.0082	<0.0097	<0.0085	<0.0078	<0.0073
N-Propylbenzene	<0.022	NA	<0.11	<0.0095	<0.01	<0.011	<0.011	<0.011	<0.011	<0.011	<0.013	<0.011	<0.011	<0.0098
p-Isopropyltoluene	<0.024	NA	<0.12	<0.01	<0.011	<0.012	<0.011	<0.012	<0.011	<0.012	<0.014	<0.012	<0.011	<0.01
sec-Butylbenzene	<0.02	NA	<0.097	<0.0084	<0.0089	<0.01	<0.0089	<0.0098	<0.0098	<0.0098	<0.012	<0.01	<0.0093	<0.0087
tert-Butylbenzene	<0.017	NA	<0.086	<0.0074	<0.0078	<0.0089	<0.0078	<0.0086	<0.0086	<0.0086	<0.01	<0.0089	<0.0082	<0.0077
Tetrachloroethene	230	NA	1,800	0.61	30	20	3	19	19	19	<0.013	<0.011	1	1.4
Toluene	<0.015	NA	<0.073	<0.0062	0.009 J	<0.0075	<0.0066	0.0092 J	0.0092 J	0.0092 J	<0.0087	<0.0076	<0.0069	0.015
trans-1,2-Dichloroethene	0.48	NA	<0.16	<0.014	0.12	<0.016	<0.014	<0.016	<0.016	<0.016	<0.019	<0.016	0.065	10
Trichloroethene	8.6	NA	8.5	<0.01	1	1.3	0.11	0.34	0.34	0.34	<0.014	<0.012	0.22	10
Vinyl chloride	0.1	NA	<0.066	<0.0056	0.4	<0.0068	<0.006	<0.0066	<0.0066	<0.0066	<0.0078	<0.0068	0.034	10
Xylenes, Total	0.064	NA	<0.043	<0.0037	0.091	0.11	<0.0039	<0.0043	<0.0043	<0.0043	<0.0052	<0.0045	<0.0041	<0.0038
PAHs														
1-Methylnaphthalene	0.73	NA	0.081	<0.017	3.1	1.3	3.8	2.8	2.8	2.8	<0.12	<0.021	<0.02	0.032 J
2-Methylnaphthalene	0.67 J	NA	0.076 J	<0.045	2.8	1.3	3.9	2.4	2.4	2.4	<0.31	<0.054	<0.052	<0.047
Acenaphthene	1.4	NA	<0.012	<0.01	4.2	1.5	5	3.8	3.8	3.8	<0.071	<0.013	<0.012	0.29
Acenaphthylene	0.92	NA	0.012 J	<0.008	1.5	1.1	1.3	0.65	0.65	0.65	<0.054	<0.0096	<0.0092	<0.0084
Anthracene	6.4	NA	0.029 J	<0.0082	11	6.3	14	9	9	9	<0.055	0.017 J	<0.0095	0.84
Benzo(a)anthracene	5.4	NA	0.32	<0.0073	26	12	29	20	20	20	0.1 J	0.072	<0.0084	6.8
Benzo(a)pyrene	8.7	NA	0.46	<0.0063	19	9.5	14	15	15	15	0.18 J	0.061	0.017 J	8
Benzo(b)fluoranthene	1.8	NA	0.58	<0.0068	20	12	13	16	16	16	0.31	0.085	0.021 J	12
Benzo(g,h,i)perylene	3	NA	0.25	<0.012	5.5	<0.014	8.6	8	8	8	0.15 J	0.038 J	<0.014	6.2
Benzo(k)fluoranthene	1.5	NA	0.28	<0.0083	9.5	4.4	6.4	8.5	8.5	8.5	<0.056	0.033 J	<0.0096	14
Chrysene	8.3	NA	0.34	<0.0079	22	12	26	18	18	18	0.17 J	0.073	<0.0091	6.5
Dibenz(a,h)anthracene	<0.059	NA	0.061	<0.0097	<0.053	0.13	<0.052	3.3	3.3	3.3	<0.066	<0.012	<0.011	1.9

Footnotes on Page 49.

Table 1-1. Summary of On-Site Analytical Results, Madison-Kipp Corporation, Madison, Wisconsin.

Well/Boring	B-17		B-17b		B-18		B-19	B-20	B-21	B-22	B-23		B-24	
	0-2'	2-4'	0-2'	16-18'	0-2'	0-2'	0-2'	0-2'	0-2'	0-2'	0-1'	2-4'	2-4'	10-12'
Sample Depth	0-2'	2-4'	0-2'	16-18'	0-2'	0-2'	0-2'	0-2'	0-2'	0-2'	0-1'	2-4'	2-4'	10-12'
Sample Date	6/5/12	8/13/12	6/6/12	6/6/12	6/5/12	6/4/12	6/4/12	6/4/12	6/4/12	6/4/12	6/21/12	6/21/12	6/18/12	6/18/12
PAHs (continued)														
Fluoranthene	20	NA	0.4	<0.014	41	25	53	45	0.18 J	0.14	<0.016	7.8		
Fluorene	2	NA	0.013 J	<0.0079	7.5	2.5	6.8	5.8	<0.054	<0.0095	<0.0091	0.25		
Indeno(1,2,3-cd)pyrene	<0.072	NA	0.24	<0.012	4.3	<0.014	7.6	6.8	0.11 J	0.032 J	<0.014	5.5		
Naphthalene	0.75	NA	0.045	<0.0067	3.3	4	4.8	3.4	<0.045	<0.0081	<0.0078	0.022 J		
Phenanthrene	14	NA	0.18	<0.015	50	35	57	47	0.13 J	0.085	<0.017	3.4		
Pyrene	16	NA	0.44	<0.013	44	28	52	41	0.19 J	0.11	<0.015	7.4		
Metals														
Arsenic	9.8	NA	11	1.5	11	8.2	6.2	9.2	3.8	8.7	2.6	1.8		
Barium	1,100	NA	58	16	120	95	160	110	90	96	70	28		
Cadmium	4.9	NA	0.75	<0.046	2.5	1.4	2.1	1.4	0.85	<0.06	0.14 J ^	0.078 J ^		
Chromium	79	NA	84	5	25	25	30	18	15	24	8.7	6.9		
Cyanide, Total	8.3	NA	0.24 J	<0.17	0.49	0.24 J	1	0.31 J	0.47 J B ^	<0.21	<0.18	<0.17		
Lead	290	NA	120	2.3	140	62	190	140	24	22	13	2.5		
Mercury	0.58	NA	0.27	<0.0054	0.13	0.054	0.15	0.038	0.052	0.056	0.03	0.017 J		
Selenium	0.53 J	NA	0.89 J	<0.27	<0.3	<0.37	0.83 J	0.30 J	<0.41	0.80 J	0.33 J	<0.32		
Silver	1.5	NA	0.85	<0.056	4	2.3	0.17 J	0.18 J	<0.086	<0.073	<0.062	<0.067		
PCBs														
Aroclor-1242	<14	<0.0061	<0.066	<0.0058	<1.2	<0.14	<1.3	3.3	<0.039	<0.07	<0.0066	<0.0062		
Aroclor-1248	140	<0.0073	1.2	<0.0069	15	3	23	<0.16	0.82	2.5	<0.008	<0.0075		
Aroclor-1254	<8.9	0.02	0.98	<0.0038	<0.8	<0.093	<0.83	<0.086	<0.026	<0.046	0.11	0.0066 J		
Aroclor-1260	<20	<0.0092	<0.098	<0.0087	<1.8	<0.21	<1.9	<0.2	<0.059	<0.1	<0.0099	<0.0093		
Total Detected PCBs	140	0.02	2.18	ND	15	3	23	3.3	0.82	2.5	0.11	0.0066		
PCB Homologs														
Dichlorobiphenyl	<0.44	NA	NA	NA	NA	NA	<0.0041	NA	NA	NA	NA	NA	NA	NA
Heptachlorobiphenyl	<0.63	NA	NA	NA	NA	NA	<0.0058	NA	NA	NA	NA	NA	NA	NA
Hexachlorobiphenyl	<0.41	NA	NA	NA	NA	NA	0.024 J	NA	NA	NA	NA	NA	NA	NA
Monochlorobiphenyl	<0.24	NA	NA	NA	NA	NA	<0.0022	NA	NA	NA	NA	NA	NA	NA
Pentachlorobiphenyl	1.1 J	NA	NA	NA	NA	NA	0.046 J	NA	NA	NA	NA	NA	NA	NA
Tetrachlorobiphenyl	5.1 J	NA	NA	NA	NA	NA	0.29	NA	NA	NA	NA	NA	NA	NA
Trichlorobiphenyl	3.6 J	NA	NA	NA	NA	NA	0.16	NA	NA	NA	NA	NA	NA	NA
Total Detected PCB Homologs	9.8	NA	NA	NA	NA	NA	0.52	NA	NA	NA	NA	NA	NA	NA

Footnotes on Page 49.

Table 1-1. Summary of On-Site Analytical Results, Madison-Kipp Corporation, Madison, Wisconsin.

Well/Boring	B-25		B-26		B-27	B-28		B-29	B-30		B-31
	0-2'	4-6'	2-4'	8-9'	0-2'	0-2'	14-16'	0-2'	0-2'	14-16'	0-2'
Sample Depth	0-2'	4-6'	2-4'	8-9'	0-2'	0-2'	14-16'	0-2'	0-2'	14-16'	0-2'
Sample Date	6/12/12	6/12/12	6/8/12	6/8/12	6/8/12	6/7/12	6/7/12	6/7/12	6/19/12	6/19/12	6/7/12
VOC											
1,1-Dichloroethene	<0.019	<0.02	<0.017	<0.018	<0.017	<0.018	<0.019	<0.018	<0.018	<0.016	<0.019
1,2,3-Trichlorobenzene	<0.021	<0.022	<0.019	<0.021	<0.02	<0.021	<0.022	<0.021	<0.021	<0.019	<0.021
1,2,4-Trichlorobenzene	<0.023	<0.024	<0.021	<0.022	<0.021	<0.023	<0.024	<0.022	<0.023	<0.02	<0.023
1,2,4-Trimethylbenzene	0.74	<0.014	<0.012	<0.013	<0.012	<0.013	<0.013	<0.012	<0.013	<0.011	<0.013
1,3,5-Trimethylbenzene	0.21	<0.013	<0.011	<0.012	<0.012	<0.012	<0.013	<0.012	<0.012	<0.011	<0.013
Benzene	<0.0045	<0.0048	<0.0041	<0.0044	<0.0042	<0.0044	<0.0047	<0.0044	<0.0044	<0.004	<0.0045
Carbon tetrachloride	<0.016	<0.016	<0.014	<0.015	<0.015	<0.015	<0.016	<0.015	<0.015	<0.014	<0.016
cis-1,2-Dichloroethene	<0.0075	<0.0079	15	0.61	1.6	0.12	0.032 J	<0.0072	<0.0073	<0.0066	0.37
Ethylbenzene	0.42	<0.0081	<0.007	<0.0075	<0.0071	<0.0075	<0.008	<0.0074	<0.0075	<0.0068	<0.0077
Isopropylbenzene	0.098 J	<0.016	<0.014	<0.015	<0.014	<0.015	<0.016	<0.015	<0.015	<0.013	<0.015
Naphthalene	0.73	<0.032	<0.027	<0.029	<0.028	<0.029	<0.031	<0.029	<0.029	<0.027	<0.03
n-Butylbenzene	0.093	<0.0083	<0.0072	<0.0077	<0.0073	<0.0077	<0.0082	<0.0076	<0.0077	<0.0069	<0.0079
N-Propylbenzene	0.18	<0.011	<0.0097	<0.01	<0.0099	<0.01	<0.011	<0.01	<0.01	<0.0094	<0.011
p-Isopropyltoluene	0.063 J	<0.012	<0.01	<0.011	<0.01	<0.011	<0.012	<0.011	<0.011	<0.0099	<0.011
sec-Butylbenzene	0.046 J	<0.0099	<0.0085	<0.0091	<0.0087	<0.0092	<0.0098	<0.009	<0.0092	<0.0083	<0.0094
tert-Butylbenzene	<0.0082	<0.0087	<0.0075	<0.0081	<0.0077	<0.0081	<0.0086	<0.008	<0.0081	<0.0073	<0.0083
Tetrachloroethene	1.2	0.1	1.3	0.44	42	14	2.5	8.5	0.64	0.076	4.5
Toluene	0.3	<0.0074	0.02	<0.0068	<0.0065	<0.0069	<0.0073	<0.0067	<0.0069	<0.0062	<0.007
trans-1,2-Dichloroethene	<0.015	<0.016	0.87	<0.015	0.044 J	<0.015	<0.016	<0.015	<0.015	<0.013	0.029 J
Trichloroethene	0.016 J	<0.012	0.46	0.11	7.1	2.4	0.45	0.26	0.28	<0.01	0.34
Vinyl chloride	<0.0063	<0.0067	1.3	0.018	<0.0059	<0.0062	<0.0066	<0.0061	<0.0062	<0.0056	<0.0064
Xylenes, Total	1.3	<0.0044	<0.0038	<0.0041	<0.0039	<0.0041	<0.0043	0.025 J	<0.0041	<0.0037	<0.0042
PAHs											
1-Methylnaphthalene	0.2	<0.02	<0.018	<0.019	0.028 J	<0.019	<0.017	<0.019	<0.019	<0.017	<0.1
2-Methylnaphthalene	0.27	<0.052	<0.046	<0.05	<0.047	<0.05	<0.045	<0.05	<0.05	<0.045	<0.26
Acenaphthene	0.014 J *	<0.012 *	0.029 J	<0.012	<0.011	<0.012	<0.01	<0.011	<0.011	<0.01	<0.061
Acenaphthylene	0.015 J	<0.0092	<0.0082	<0.0089	<0.0084	<0.0089	<0.008	<0.0088	<0.0088	<0.008	<0.047
Anthracene	0.057	<0.0094	0.059	<0.0091	<0.0086	<0.0091	<0.0082	<0.009	<0.009	<0.0082	<0.048
Benzo(a)anthracene	0.2	<0.0084	0.12	<0.0081	0.039	<0.0081	<0.0073	0.011 J	0.016 J	<0.0073	0.046 J
Benzo(a)pyrene	0.19	<0.0073	0.11	<0.0071	0.039	<0.0071	<0.0064	0.011 J	0.28	<0.0064	0.051 J
Benzo(b)fluoranthene	0.21	<0.0078	0.12	<0.0076	0.064	<0.0075	<0.0068	0.012 J	0.018 J	<0.0068	0.059 J
Benzo(g,h,i)perylene	0.15	<0.014	0.078	<0.013	0.029 J	<0.013	<0.012	<0.013	0.017 J	<0.012	<0.068
Benzo(k)fluoranthene	0.14	<0.0096	0.061	<0.0093	0.02 J	<0.0092	<0.0083	<0.0092	0.013 J	<0.0084	<0.048
Chrysene	0.22	<0.009	0.12	<0.0088	0.062	<0.0088	<0.0079	0.013 J	0.016 J	<0.0079	0.071 J
Dibenz(a,h)anthracene	<0.011	<0.011	0.018 J	<0.011	0.015 J	<0.011	<0.0097	<0.011	<0.011	<0.0098	<0.057

Footnotes on Page 49.

Table 1-1. Summary of On-Site Analytical Results, Madison-Kipp Corporation, Madison, Wisconsin.

Well/Boring	B-25		B-26		B-27	B-28		B-29	B-30		B-31
	0-2'	4-6'	2-4'	8-9'	0-2'	0-2'	14-16'	0-2'	0-2'	14-16'	0-2'
Sample Depth	0-2'	4-6'	2-4'	8-9'	0-2'	0-2'	14-16'	0-2'	0-2'	14-16'	0-2'
Sample Date	6/12/12	6/12/12	6/8/12	6/8/12	6/8/12	6/7/12	6/7/12	6/7/12	6/19/12	6/19/12	6/7/12
PAHs (continued)											
Fluoranthene	0.36	<0.016	0.27	<0.016	0.088	<0.016	0.014 J	0.019 J	0.029 J	<0.014	<0.083
Fluorene	0.016 J	<0.0091	0.027 J	<0.0088	<0.0083	<0.0088	<0.0079	<0.0087	<0.0087	<0.008	<0.046
Indeno(1,2,3-cd)pyrene	0.13	<0.014	0.064	<0.013	0.024 J	<0.013	<0.012	<0.013	<0.013	<0.012	<0.068
Naphthalene	0.14	<0.0077	0.012 J	<0.0075	0.027 J	<0.0075	<0.0067	0.023 J	<0.0074	<0.0067	<0.039
Phenanthrene	0.34	<0.017	0.24	<0.016	0.078	<0.016	<0.015	0.022 J	0.029 J	<0.015	<0.085
Pyrene	0.3	<0.014	0.24	<0.014	0.081	<0.014	<0.013	0.022 J	0.022 J	<0.013	<0.073
Metals											
Arsenic	4.5	3.8	2.9	5.4	4.4	4	1.7	5.9	4.2	1.6	7.2
Barium	52	120	51	71	120	140	24	100	130	13	78
Cadmium	1.1	<0.055	0.066 J	<0.051	0.72	0.061 J	0.068 J	<0.049	0.22	0.11 J	1.1
Chromium	8.9	11	7.2	13	9.9	12	12	18	9.6	3.7	11
Cyanide, Total	<0.16	<0.17	<0.14	<0.14	<0.17	0.69	<0.14	<0.14	<0.13 ^	<0.13 ^	<0.17
Lead	51	12	13	7.5	53	12	17	12	17	2.6	60
Mercury	0.17	<0.0065	0.011 J	0.051	0.058	0.036	<0.0053	0.046	0.033	0.0069 J	0.41
Selenium	0.55 J	<0.32	<0.31	0.43 J	0.65 J	0.44 J	<0.28	0.80 J	<0.3	<0.28	<0.31
Silver	0.19 J	<0.067	<0.064	<0.061	<0.065	<0.068	<0.058	<0.06	<0.063	<0.059	0.074 J
PCBs											
Aroclor-1242	<0.0064	<0.0069	<0.0058	<0.0063	<0.03	<0.0064	<0.0058	<0.0061	<0.0063	<0.0058	<0.064
Aroclor-1248	0.38	<0.0082	<0.007	<0.0076	<0.036	<0.0077	<0.0069	<0.0073	0.091	<0.007	1
Aroclor-1254	<0.0042	<0.0045	0.024	0.022	0.62	<0.0042	<0.0038	<0.004	<0.0042	<0.0038	<0.042
Aroclor-1260	<0.0096	<0.01	<0.0087	<0.0094	<0.045	<0.0096	<0.0086	<0.0091	<0.0095	<0.0087	<0.096
Total Detected PCBs	0.38	ND	0.024	0.022	0.62	ND	ND	ND	0.091	ND	1
PCB Homologs											
Dichlorobiphenyl	NA	NA	NA	NA	NA	NA	NA	NA	NA	NA	NA
Heptachlorobiphenyl	NA	NA	NA	NA	NA	NA	NA	NA	NA	NA	NA
Hexachlorobiphenyl	NA	NA	NA	NA	NA	NA	NA	NA	NA	NA	NA
Monochlorobiphenyl	NA	NA	NA	NA	NA	NA	NA	NA	NA	NA	NA
Pentachlorobiphenyl	NA	NA	NA	NA	NA	NA	NA	NA	NA	NA	NA
Tetrachlorobiphenyl	NA	NA	NA	NA	NA	NA	NA	NA	NA	NA	NA
Trichlorobiphenyl	NA	NA	NA	NA	NA	NA	NA	NA	NA	NA	NA
Total Detected PCB Homologs	NA	NA	NA	NA	NA	NA	NA	NA	NA	NA	NA

Footnotes on Page 49.

Table 1-1. Summary of On-Site Analytical Results, Madison-Kipp Corporation, Madison, Wisconsin.

Well/Boring	B-32		B-33		B-34		B-35			B-36		
	2-4'	16-18'	2-4'	18-20'	0-1'	2-4'	0-2'	8-10'	14-16'	2-4'	9-11'	13-15'
Sample Depth	2-4'	16-18'	2-4'	18-20'	0-1'	2-4'	0-2'	8-10'	14-16'	2-4'	9-11'	13-15'
Sample Date	6/19/12	6/19/12	6/8/12	6/8/12	6/21/12	6/21/12	6/18/12	6/18/12	6/18/12	6/9/12	6/9/12	6/9/12
VOC												
1,1-Dichloroethene	<0.018	<0.016	<0.016	<0.016	<0.018	<0.019	<0.019	<0.072	<0.071	<0.019	<0.036	<0.018
1,2,3-Trichlorobenzene	<0.02	<0.019	<0.018	<0.018	<0.021 *	<0.022 *	<0.021	<0.083	<0.081	<0.022	<0.041	<0.02
1,2,4-Trichlorobenzene	<0.022	<0.02	<0.019	<0.02	<0.023 *	<0.024 *	<0.023	<0.089	<0.087	<0.024	<0.044	<0.022
1,2,4-Trimethylbenzene	<0.012	<0.011	<0.011	<0.011	<0.013	<0.013	<0.013	<0.05	9.5	0.047 J	3.4	0.44
1,3,5-Trimethylbenzene	<0.012	<0.011	<0.01	<0.011	<0.012	<0.013	<0.012	<0.049	1.4	<0.013	0.098 J	<0.012
Benzene	<0.0043	<0.0039	<0.0038	<0.0039	<0.0045	<0.0047	<0.0045	<0.017	<0.017	<0.0047	<0.0086	<0.0043
Carbon tetrachloride	<0.015	<0.014	<0.013	<0.014	<0.015	<0.016	<0.016	<0.061	<0.059	<0.016	<0.03	<0.015
cis-1,2-Dichloroethene	<0.0072	<0.0065	<0.0062	<0.0065	<0.0074	<0.0077	2.2	<0.029	<0.028	0.38	<0.014	<0.0072
Ethylbenzene	<0.0073	<0.0067	<0.0064	<0.0066	<0.0076	<0.0079	<0.0076	<0.03	0.064	<0.0079	<0.015	<0.0074
Isopropylbenzene	<0.015	<0.013	<0.013	<0.013	<0.015	<0.016	<0.015	<0.059	0.74	<0.016	0.51	0.12
Naphthalene	<0.029	<0.026	<0.025	<0.026	<0.03	<0.031	<0.03	<0.12	0.72	0.064 J	0.13 J	0.036 J
n-Butylbenzene	<0.0075	<0.0068	<0.0065	<0.0068	<0.0078	<0.0081	<0.0078	<0.03	<0.03	<0.0081	2.9	0.83
N-Propylbenzene	<0.01	<0.0093	<0.0089	<0.0092	<0.011	<0.011	<0.011	<0.041	1.7	<0.011	1.4	0.34
p-Isopropyltoluene	<0.011	<0.0098	<0.0094	<0.0098	<0.011	<0.012	<0.011	<0.044	2	<0.012	0.71	0.18
sec-Butylbenzene	<0.009	<0.0082	<0.0078	<0.0081	<0.0093	<0.0097	<0.0093	0.32	1.6	<0.0097	1.7	0.53
tert-Butylbenzene	<0.0079	<0.0072	<0.0069	<0.0072	<0.0082	<0.0085	<0.0082	<0.032	<0.031	<0.0086	0.097 J	<0.008
Tetrachloroethene	<0.0097	0.059	0.41	0.12	<0.01	<0.01	15	<0.039	<0.039	0.81	0.44	<0.0098
Toluene	<0.0067	<0.0061	<0.0058	<0.0061	<0.0069	<0.0072	<0.007	<0.027	<0.027	<0.0073	0.018 J	<0.0067
trans-1,2-Dichloroethene	<0.015	<0.013	<0.013	<0.013	<0.015	<0.016	0.22	<0.059	<0.058	<0.016	<0.029	<0.015
Trichloroethene	<0.011	<0.0099	0.052	<0.0098	<0.011	<0.012	10	0.095 J	<0.043	0.34	0.26	<0.011
Vinyl chloride	<0.006	<0.0055	<0.0053	<0.0055	<0.0063	<0.0065	<0.0063	<0.025	<0.024	<0.0066	<0.012	<0.0061
Xylenes, Total	<0.004	<0.0036	<0.0035	<0.0036	<0.0041	<0.0043	<0.0041	<0.016	2.4	<0.0043	0.17	<0.004
PAHs												
1-Methylnaphthalene	<0.019	<0.018	<0.016	<0.017	<0.019	<0.019	<0.019	0.89	0.64	0.033 J	<0.019	<0.019
2-Methylnaphthalene	<0.05	<0.046	<0.043	<0.045	<0.05	<0.05	<0.049	<0.49	<0.23	<0.054	<0.049	<0.05
Acenaphthene	<0.011	<0.011	<0.0099	<0.01	<0.012	<0.012	<0.011	<0.11	<0.054	<0.012	0.013 J	0.015 J
Acenaphthylene	<0.0088	<0.0082	<0.0076	<0.0079	<0.0089	<0.0089	<0.0087	<0.087	<0.041	<0.0096	<0.0087	<0.0089
Anthracene	<0.009	<0.0084	<0.0077	<0.0081	0.019 J	<0.0091	0.013 J	<0.09	<0.042	0.022 J	0.021 J	0.054
Benzo(a)anthracene	<0.008	<0.0074	<0.0069	<0.0072	0.097	0.019 J	0.089	<0.08	<0.038	0.016 J	0.028 J	0.021 J
Benzo(a)pyrene	<0.007	<0.0065	<0.006	<0.0063	0.096	0.029 J	0.093	<0.069	0.04 J	0.0098 J	0.017 J	0.0078 J
Benzo(b)fluoranthene	<0.0074	<0.0069	<0.0064	<0.0067	0.15	0.04	0.12	<0.074	<0.035	0.018 J	0.022 J	0.0098 J
Benzo(g,h,i)perylene	<0.013	<0.012	<0.011	<0.012	0.094	0.013 J	0.051	<0.13	<0.061	<0.014	<0.013	<0.013
Benzo(k)fluoranthene	<0.0091	<0.0085	<0.0079	<0.0082	0.054	0.017 J	0.074	<0.091	<0.043	<0.0099	<0.0091	<0.0093
Chrysene	<0.0086	<0.008	<0.0074	<0.0078	0.12	0.025 J	0.11	<0.086	<0.041	0.019 J	0.088	0.075
Dibenz(a,h)anthracene	<0.011	<0.0099	<0.0092	<0.0096	0.027 J	<0.011	0.018 J	<0.11	<0.05	<0.012	<0.011	<0.011

Footnotes on Page 49.

Table 1-1. Summary of On-Site Analytical Results, Madison-Kipp Corporation, Madison, Wisconsin.

Well/Boring	B-32		B-33		B-34		B-35			B-36		
	2-4'	16-18'	2-4'	18-20'	0-1'	2-4'	0-2'	8-10'	14-16'	2-4'	9-11'	13-15'
Sample Depth	2-4'	16-18'	2-4'	18-20'	0-1'	2-4'	0-2'	8-10'	14-16'	2-4'	9-11'	13-15'
Sample Date	6/19/12	6/19/12	6/8/12	6/8/12	6/21/12	6/21/12	6/18/12	6/18/12	6/18/12	6/9/12	6/9/12	6/9/12
PAHs (continued)												
Fluoranthene	<0.016	<0.015	<0.013	<0.014	0.14	0.02 J	0.18	<0.16	<0.074	0.066	0.043	0.035 J
Fluorene	<0.0087	<0.0081	<0.0075	<0.0079	<0.0088	<0.0088	<0.0086	<0.087	0.087 J	0.014 J	0.017 J	0.026 J
Indeno(1,2,3-cd)pyrene	<0.013	<0.012	<0.011	<0.012	0.071	<0.013	0.042	<0.13	<0.061	<0.014	<0.013	<0.013
Naphthalene	<0.0074	<0.0068	<0.0063	<0.0067	<0.0075	<0.0075	<0.0073	0.42	0.89	0.021 J	0.032 J	0.039
Phenanthrene	<0.016	<0.015	<0.014	<0.014	0.09	<0.016	0.1	0.54	0.37	0.068	0.066	0.089
Pyrene	<0.014	<0.013	<0.012	<0.012	0.14	0.022 J	0.15	<0.14	0.081 J	0.051	0.062	0.049
Metals												
Arsenic	4.8	1.5	5.1	1.4	8.2	5.7	13	3.5	2.2	3.5	5.2	2.7
Barium	69	14	1.9	17	110	84	250	97	53	190	130	47
Cadmium	<0.05	0.088 J	<0.043	0.065 J	0.36	<0.059	6.9	0.082 J ^	0.19 J ^	0.18 J	<0.056	<0.05
Chromium	13	4.1	2.2	4.7	46	22	44	11	7.9	11	16	8.7
Cyanide, Total	<0.19 ^	<0.14 ^	<0.16	<0.18	0.46 J B ^	0.56 B ^	<0.16	<0.16	<0.14	<0.19	<0.14	<0.18
Lead	8.6	2.6	2.1	2.5	26	8.9	540	6.2	4.2	18 B	10 B	3.9 B
Mercury	0.041	<0.0048	<0.0048	0.08	0.13	0.028	0.082	0.0091 J ^	0.0099 J ^	0.041	0.014 J	0.0074 J
Selenium	0.53 J	<0.28	<0.25	<0.29	0.39 J	<0.34	1.3	<0.33	<0.3	0.42 J	0.34 J	<0.29
Silver	<0.06	<0.058	<0.052	<0.06	0.20 J	<0.072	0.55	<0.068	<0.063	<0.07	<0.069	<0.061
PCBs												
Aroclor-1242	<0.0063	<0.0056	<0.0054	<0.0058	<0.0066	<0.0067	<0.032	<0.0062	<0.0062	<0.0066	<0.0062	<0.0064
Aroclor-1248	0.34	<0.0068	0.02	<0.007	0.23	0.065	1.1	0.17	0.15	<0.008	0.1	<0.0076
Aroclor-1254	<0.0042	<0.0037	<0.0036	<0.0038	0.25 B	0.054 B	<0.021	0.18	0.12	0.03	0.11	0.0093 J
Aroclor-1260	<0.0095	<0.0084	<0.0081	<0.0087	<0.0098	<0.01	<0.047	<0.0092	<0.0092	<0.0099	<0.0093	<0.0095
Total Detected PCBs	0.34	ND	0.02	ND	0.48	0.119	1.1	0.35	0.27	0.03	0.21	0.0093
PCB Homologs												
Dichlorobiphenyl	NA	NA	NA	NA	NA	NA	NA	NA	NA	NA	NA	NA
Heptachlorobiphenyl	NA	NA	NA	NA	NA	NA	NA	NA	NA	NA	NA	NA
Hexachlorobiphenyl	NA	NA	NA	NA	NA	NA	NA	NA	NA	NA	NA	NA
Monochlorobiphenyl	NA	NA	NA	NA	NA	NA	NA	NA	NA	NA	NA	NA
Pentachlorobiphenyl	NA	NA	NA	NA	NA	NA	NA	NA	NA	NA	NA	NA
Tetrachlorobiphenyl	NA	NA	NA	NA	NA	NA	NA	NA	NA	NA	NA	NA
Trichlorobiphenyl	NA	NA	NA	NA	NA	NA	NA	NA	NA	NA	NA	NA
Total Detected PCB Homologs	NA	NA	NA	NA	NA	NA	NA	NA	NA	NA	NA	NA

Footnotes on Page 49.

Table 1-1. Summary of On-Site Analytical Results, Madison-Kipp Corporation, Madison, Wisconsin.

Well/Boring	B-37		B-38	B-39		B-40			B-41		B-42	
	2-4'	12-14'	0-2'	0-2'	14-16'	0-2'	2-4'	16-18'	0-2'	16-18'	0-1'	2-4'
Sample Depth	6/9/12	6/9/12	6/9/12	6/10/12	6/10/12	6/3/12	8/7/12	6/3/12	6/3/12	6/3/12	6/21/12	6/21/12
Sample Date												
VOC												
1,1-Dichloroethene	<0.019	<0.017	<0.017	<0.019	<0.017	<0.019	NA	<0.016	<0.019	<0.017	<0.017	<0.019
1,2,3-Trichlorobenzene	<0.022	<0.019	<0.02	<0.022	<0.019	<0.021	NA	<0.019	<0.021	<0.019	<0.019 *	<0.022 *
1,2,4-Trichlorobenzene	<0.023	<0.02	<0.021	<0.024	<0.021	<0.023	NA	<0.02	<0.023	<0.02	<0.02 *	<0.024 *
1,2,4-Trimethylbenzene	<0.013	<0.011	<0.012	<0.013	<0.012	0.082 J	NA	<0.011	0.033 J	<0.011	0.13	<0.013
1,3,5-Trimethylbenzene	<0.013	<0.011	<0.012	<0.013	<0.011	0.034 J	NA	<0.011	<0.012	<0.011	<0.011	<0.013
Benzene	<0.0046	<0.004	<0.0042	<0.0046	<0.0041	<0.0045	NA	<0.004	<0.0045	<0.004	0.033	<0.0046
Carbon tetrachloride	<0.016	<0.014	<0.015	<0.016	<0.014	<0.016	NA	<0.014	<0.016	<0.014	<0.014	<0.016
cis-1,2-Dichloroethene	0.71	0.052 J	<0.007	<0.0077	<0.0067	1.4	NA	0.035 J	3.8	<0.0066	<0.0067	<0.0077
Ethylbenzene	<0.0078	<0.0068	0.014	<0.0078	<0.0069	0.013 J	NA	<0.0067	<0.0076	<0.0068	0.07	<0.0079
Isopropylbenzene	<0.015	<0.014	<0.014	<0.016	<0.014	<0.015	NA	<0.013	<0.015	<0.014	<0.014	<0.016
Naphthalene	<0.03	<0.027	<0.028	<0.031	<0.027	0.11 J	NA	<0.026	0.11 J	<0.027	0.29	<0.031
n-Butylbenzene	<0.0079	<0.007	<0.0073	<0.008	<0.0071	<0.0079	NA	<0.0069	<0.0078	<0.007	<0.007	<0.0081
N-Propylbenzene	<0.011	<0.0095	<0.0099	<0.011	<0.0096	<0.011	NA	<0.0093	<0.011	<0.0095	<0.0095	<0.011
p-Isopropyltoluene	<0.011	<0.01	<0.011	<0.012	<0.01	<0.011	NA	<0.0099	<0.011	<0.01	<0.01	<0.012
sec-Butylbenzene	<0.0095	<0.0083	<0.0088	<0.0096	<0.0085	<0.0094	NA	<0.0082	<0.0093	<0.0083	<0.0083	<0.0096
tert-Butylbenzene	<0.0084	<0.0074	<0.0077	<0.0085	<0.0075	<0.0083	NA	<0.0073	<0.0082	<0.0074	<0.0074	<0.0085
Tetrachloroethene	8.5	0.73	8.2	0.44	0.076	0.61	NA	0.33	7.5	0.11	0.17	<0.01
Toluene	<0.0071	<0.0062	0.02	<0.0072	<0.0063	<0.007	NA	<0.0061	<0.007	<0.0062	0.19	<0.0072
trans-1,2-Dichloroethene	0.024 J	<0.014	<0.014	<0.016	<0.014	0.17	NA	<0.013	0.15	<0.014	<0.014	<0.016
Trichloroethene	1.3	0.054	0.5	<0.012	<0.01	0.049	NA	<0.0099	0.89	<0.01	<0.01	<0.012
Vinyl chloride	<0.0064	<0.0056	<0.0059	<0.0065	<0.0057	0.083	NA	<0.0055	0.028	<0.0056	<0.0056	<0.0065
Xylenes, Total	<0.0042	<0.0037	0.024 J	<0.0043	<0.0038	0.038	NA	<0.0036	0.027 J	<0.0037	0.44	<0.0043
PAHs												
1-Methylnaphthalene	0.028 J	<0.018	0.063	<0.02	<0.017	0.94	NA	<0.018	0.053	<0.017	0.41	<0.02
2-Methylnaphthalene	<0.051	<0.046	0.074 J	<0.052	<0.044	0.81 J	NA	<0.046	0.06 J	<0.045	0.47 J	<0.053
Acenaphthene	<0.012	<0.011	0.12	<0.012	<0.01	0.93	NA	<0.011	0.019 J	<0.01	<0.054	<0.012
Acenaphthylene	<0.009	<0.0082	0.07	<0.0093	<0.0079	0.12 J	NA	<0.0081	<0.0089	<0.0081	0.047 J	<0.0094
Anthracene	0.029 J	<0.0084	0.69	<0.0095	<0.0081	0.85	NA	<0.0083	0.07	<0.0082	0.11 J	<0.0096
Benzo(a)anthracene	0.11	<0.0075	2	<0.0085	<0.0072	1.2	NA	<0.0074	0.1	<0.0073	0.19	<0.0085
Benzo(a)pyrene	0.11	<0.0065	1.4	0.0096 J	<0.0062	0.66	NA	<0.0064	0.082	<0.0064	0.2	0.011 J
Benzo(b)fluoranthene	0.14	<0.007	1.5	0.012 J	<0.0067	0.78	NA	<0.0069	0.094	<0.0068	0.33	<0.0079
Benzo(g,h,i)perylene	0.054	<0.012	0.54	<0.014	<0.012	0.56	NA	<0.012	0.049	<0.012	0.23	<0.014
Benzo(k)fluoranthene	0.056	<0.0085	0.9	<0.0096	<0.0082	0.41	NA	<0.0084	0.068	<0.0084	0.15 J	<0.0097
Chrysene	0.13	<0.0081	1.8	0.013 J	<0.0077	1	NA	<0.008	0.11	<0.0079	0.26	<0.0092
Dibenz(a,h)anthracene	0.014 J	<0.01	0.27	<0.011	<0.0096	0.15 J	NA	<0.0099	0.014 J	<0.0098	0.065 J	<0.011

Footnotes on Page 49.

Table 1-1. Summary of On-Site Analytical Results, Madison-Kipp Corporation, Madison, Wisconsin.

Well/Boring	B-37		B-38	B-39		B-40			B-41		B-42	
	2-4'	12-14'	0-2'	0-2'	14-16'	0-2'	2-4'	16-18'	0-2'	16-18'	0-1'	2-4'
Sample Depth	6/9/12	6/9/12	6/9/12	6/10/12	6/10/12	6/3/12	8/7/12	6/3/12	6/3/12	6/3/12	6/21/12	6/21/12
PAHs (continued)												
Fluoranthene	0.24	<0.015	4.2	<0.017	<0.014	2.9	NA	<0.014	0.31	<0.014	0.37	<0.017
Fluorene	<0.0089	<0.0081	0.17	<0.0092	<0.0078	1	NA	<0.008	0.035 J	<0.008	<0.041	<0.0093
Indeno(1,2,3-cd)pyrene	0.056	<0.012	0.55	<0.014	<0.012	0.42	NA	<0.012	0.044	<0.012	0.16 J	<0.014
Naphthalene	<0.0076	<0.0069	0.042	<0.0078	<0.0066	1	NA	<0.0068	0.051	<0.0068	0.31	<0.0079
Phenanthrene	0.12	<0.015	2.1	<0.017	<0.014	2.3	NA	<0.015	0.17	<0.015	0.78	<0.017
Pyrene	0.19	<0.013	3.3	<0.015	<0.012	3.7	NA	<0.013	0.25	<0.013	0.35	<0.015
Metals												
Arsenic	5.3	1.4	4.5	4.1	1	8.2	NA	1.8	8.7	1.5	17	8.1
Barium	130	26	120	120	13	99	NA	23	92	16	52	110
Cadmium	0.31	<0.05	0.58	0.39	0.066 J	1.5	NA	0.21	0.49	0.17 J	1.2	<0.054
Chromium	13	5.4	9.1	10	3.6	16	NA	5.3	23	4.9	12	20
Cyanide, Total	<0.15	<0.16	<0.15	<0.16	<0.12	0.19 J	NA	<0.14	0.29 J	<0.17	<0.16	<0.19
Lead	28	2.7	33	10	2.2	110	NA	2.3	30	2.4	160	12
Mercury	0.042	<0.0053	0.38	0.032	<0.0053	0.57	NA	<0.005	0.51	<0.0049	0.25	0.035
Selenium	0.74 J	<0.29	<0.29	<0.3	<0.28	0.52 J	NA	<0.29	0.87 J	<0.3	0.67 J	0.50 J
Silver	<0.07	0.073 J	0.53	<0.063	<0.059	0.24 J	NA	0.061 J	<0.07	<0.062	0.14 J	<0.066
PCBs												
Aroclor-1242	<0.0065	<0.0058	<0.0064	<0.0064	<0.0057	530	0.039	0.095	0.3	<0.0057	<0.012	<0.0066
Aroclor-1248	<0.0078	<0.0069	<0.0077	<0.0077	<0.0069	<31	<0.0075	<0.007	<0.0077	<0.0069	0.32	<0.0079
Aroclor-1254	<0.0043	<0.0038	<0.0042	0.023	<0.0038	<17	<0.0041	<0.0038	0.094	<0.0038	0.23 B	<0.0043
Aroclor-1260	<0.0097	<0.0086	0.044	<0.0096	<0.0085	<39	<0.0094	<0.0087	<0.0096	<0.0085	<0.018	<0.0099
Total Detected PCBs	ND	ND	0.044	0.023	ND	530	0.039	0.095	0.394	ND	0.55	ND
PCB Homologs												
Dichlorobiphenyl	NA	NA	NA	NA	NA	4.3	NA	NA	NA	NA	NA	NA
Heptachlorobiphenyl	NA	NA	NA	NA	NA	<0.056	NA	NA	NA	NA	NA	NA
Hexachlorobiphenyl	NA	NA	NA	NA	NA	0.79	NA	NA	NA	NA	NA	NA
Monochlorobiphenyl	NA	NA	NA	NA	NA	0.11 J	NA	NA	NA	NA	NA	NA
Pentachlorobiphenyl	NA	NA	NA	NA	NA	10	NA	NA	NA	NA	NA	NA
Tetrachlorobiphenyl	NA	NA	NA	NA	NA	47	NA	NA	NA	NA	NA	NA
Trichlorobiphenyl	NA	NA	NA	NA	NA	37	NA	NA	NA	NA	NA	NA
Total Detected PCB Homologs	NA	NA	NA	NA	NA	99.2	NA	NA	NA	NA	NA	NA

Footnotes on Page 49.

Table 1-1. Summary of On-Site Analytical Results, Madison-Kipp Corporation, Madison, Wisconsin.

Well/Boring	B-43			B-44	B-45		B-46	B-47		B-48
	2-4'	8-10'	10-12'	0-2'	0-2'	10-12'	0-2'	0-2'	12-14'	0-2'
Sample Depth	2-4'	8-10'	10-12'	0-2'	0-2'	10-12'	0-2'	0-2'	12-14'	0-2'
Sample Date	6/16/12	6/16/12	6/16/12	6/12/12	6/16/12	6/16/12	6/10/12	6/10/12	6/10/12	6/10/12
VOC										
1,1-Dichloroethene	<0.019	<0.19	<0.017	<0.019	<0.018	<0.017	<0.019	<0.018	<0.016	<0.018
1,2,3-Trichlorobenzene	<0.022	<0.22	<0.02	<0.022	<0.02 *	<0.019 *	<0.021	<0.021	<0.019	<0.021
1,2,4-Trichlorobenzene	<0.023	<0.23	<0.021	<0.024	<0.022 *	<0.021 *	<0.023	<0.023	<0.02	<0.022
1,2,4-Trimethylbenzene	0.23	<0.13	<0.012	<0.013	<0.012	<0.012	<0.013	<0.013	<0.011	<0.012
1,3,5-Trimethylbenzene	<0.013	<0.13	<0.012	<0.013	<0.012	<0.011	<0.012	<0.012	<0.011	<0.012
Benzene	<0.0046	<0.046	<0.0041	<0.0047	<0.0043	<0.0041	<0.0045	<0.0044	<0.004	0.019
Carbon tetrachloride	<0.016	<0.16	<0.014	<0.016	<0.015	<0.014	<0.016	<0.015	<0.014	<0.015
cis-1,2-Dichloroethene	1.4	<0.076	<0.0069	<0.0078	<0.0071	<0.0068	0.24	<0.0073	<0.0065	0.04 J
Ethylbenzene	0.085	0.12 J	<0.007	<0.008	<0.0072	<0.007	<0.0076	<0.0075	<0.0067	<0.0074
Isopropylbenzene	<0.016	<0.16	<0.014	<0.016	<0.014	<0.014	<0.015	<0.015	<0.013	<0.015
Naphthalene	0.064 J	<0.31	<0.028	<0.031	<0.028	<0.027	<0.03	<0.029	<0.026	<0.029
n-Butylbenzene	<0.008	<0.08	<0.0072	<0.0082	<0.0074	<0.0072	<0.0078	<0.0077	<0.0069	<0.0076
N-Propylbenzene	<0.011	<0.11	<0.0098	<0.011	<0.01	<0.0097	<0.011	<0.01	<0.0093	<0.01
p-Isopropyltoluene	<0.011	<0.11	<0.01	<0.012	<0.011	<0.01	<0.011	<0.011	<0.0098	<0.011
sec-Butylbenzene	<0.0096	1.6	<0.0086	<0.0097	<0.0088	<0.0086	<0.0093	<0.0092	<0.0082	<0.0091
tert-Butylbenzene	<0.0084	<0.084	<0.0076	<0.0086	<0.0078	<0.0076	<0.0082	<0.0081	<0.0072	<0.008
Tetrachloroethene	2.3	<0.1	<0.0093	0.27	1.4	<0.0093	0.96	0.2	0.11	1.9
Toluene	0.021	<0.071	<0.0064	<0.0073	<0.0066	<0.0064	<0.0069	0.023	<0.0061	0.037
trans-1,2-Dichloroethene	0.11	<0.15	<0.014	<0.016	<0.014	<0.014	<0.015	<0.015	<0.013	<0.015
Trichloroethene	1.6	0.19 J	<0.01	0.039	0.45	<0.01	0.26	0.13	<0.0099	0.24
Vinyl chloride	0.041	<0.064	<0.0058	<0.0066	<0.006	<0.0058	<0.0063	<0.0062	<0.0055	<0.0061
Xylenes, Total	0.43	0.2 J	<0.0038	<0.0043	<0.0039	<0.0038	<0.0041	<0.0041	<0.0036	<0.004
PAHs										
1-Methylnaphthalene	<0.02	<0.019	<0.017	<0.21	0.02 J	<0.018	<0.019	<0.019	<0.017	0.17 J
2-Methylnaphthalene	<0.052	<0.05	<0.045	<0.54	<0.049	<0.047	<0.051	<0.05	<0.045	<0.24
Acenaphthene	<0.012	<0.012	<0.01	<0.12	<0.011	<0.011	0.012 J	0.017 J	<0.01	0.21
Acenaphthylene	<0.0091	<0.0089	<0.0079	<0.096	<0.0087	<0.0084	0.012 J	<0.0089	<0.008	0.21
Anthracene	<0.0093	<0.0091	<0.0081	0.64	0.025 J	<0.0086	0.055	0.074	<0.0082	0.97
Benzo(a)anthracene	<0.0083	<0.0081	<0.0072	0.58	0.12	<0.0077	0.54	0.54	<0.0073	7.7
Benzo(a)pyrene	0.0073 J	<0.0071	<0.0063	0.63	0.12	<0.0067	0.62	0.59	<0.0063	6.9
Benzo(b)fluoranthene	0.012 J	<0.0075	<0.0067	1	0.16	<0.0071	0.72	0.77	<0.0068	7.9
Benzo(g,h,i)perylene	<0.013	<0.013	<0.012	0.96	0.093	<0.012	0.47	0.31	<0.012	3.4
Benzo(k)fluoranthene	<0.0095	<0.0092	<0.0082	0.36 J	0.091	<0.0087	0.39	0.36	<0.0083	3.2
Chrysene	0.012 J	<0.0088	<0.0078	0.76	0.15	<0.0083	0.64	0.6	<0.0079	7.2
Dibenz(a,h)anthracene	<0.011	<0.011	<0.0096	0.17 J	0.038	<0.01	0.2	0.098	<0.0097	1.3

Footnotes on Page 49.

Table 1-1. Summary of On-Site Analytical Results, Madison-Kipp Corporation, Madison, Wisconsin.

Well/Boring	B-43			B-44	B-45		B-46	B-47		B-48
	2-4'	8-10'	10-12'	0-2'	0-2'	10-12'	0-2'	0-2'	12-14'	0-2'
Sample Depth	2-4'	8-10'	10-12'	0-2'	0-2'	10-12'	0-2'	0-2'	12-14'	0-2'
Sample Date	6/16/12	6/16/12	6/16/12	6/12/12	6/16/12	6/16/12	6/10/12	6/10/12	6/10/12	6/10/12
PAHs (continued)										
Fluoranthene	0.017 J	0.031 J	<0.014	0.91	0.25	<0.015	0.69	0.81	<0.014	9.9
Fluorene	<0.009	<0.0088	<0.0078	<0.095	0.0094 J	<0.0083	0.013 J	0.015 J	<0.0079	0.24
Indeno(1,2,3-cd)pyrene	<0.013	<0.013	<0.012	0.77	0.08	<0.012	0.41	0.3	<0.012	3.4
Naphthalene	0.013 J	<0.0075	<0.0067	0.18 J	0.014 J	<0.007	0.023 J	<0.0074	<0.0067	0.24
Phenanthrene	0.03 J	<0.016	<0.014	0.61	0.14	<0.015	0.29	0.26	<0.015	4.1
Pyrene	0.016 J	0.034 J	<0.012	0.82	0.19	<0.013	0.61	0.64	<0.013	9.3
Metals										
Arsenic	4.2	4.5	1.6	11	7	1.9	21	8.7	1.1	10
Barium	130	92	18	140	150	29	210	200	13	190
Cadmium	0.063 J ^	0.24	0.12 J ^	8.1	1	<0.051	5.3	1.4	0.056 J	2.3
Chromium	12	16	4.9	29	13 B	6.1 B	16	20	3.8	15
Cyanide, Total	<0.19	<0.14	<0.14	<0.17	<0.14 ^	<0.13 ^	<0.16	<0.16	<0.17	<0.14
Lead	13	7.4	2.6	340 B	53 B	2.8 B	320 B	250	2.3	290
Mercury	0.048	0.05	0.015 J ^	0.68	0.28	0.0077 J	0.11	0.4	<0.0052	1.9
Selenium	0.55 J	<0.3	<0.31	1.1 J	0.46 J	<0.3	4.7	0.51 J	<0.31	0.94 J
Silver	<0.066	<0.063	<0.064	0.88	0.20 J	<0.062	4.1	3.3	<0.064	2.4
PCBs										
Aroclor-1242	<0.0067	<0.0065	<0.0058	<0.13	<0.006	<0.0058	<0.0065	<0.0064	<0.0058	<0.0065
Aroclor-1248	<0.008	<0.0078	<0.0069	<0.16	<0.0071	<0.007	0.048	<0.0077	<0.0069	<0.0078
Aroclor-1254	<0.0044	<0.0043	<0.0038	<0.086	<0.0039	<0.0038	<0.0043	<0.0042	<0.0038	0.057
Aroclor-1260	<0.01	<0.0097	<0.0086	0.89	<0.0089	<0.0087	<0.0097	<0.0096	<0.0086	<0.0097
Total Detected PCBs	ND	ND	ND	0.89	ND	ND	0.048	ND	ND	0.057
PCB Homologs										
Dichlorobiphenyl	NA	NA	NA	NA	NA	NA	NA	NA	NA	NA
Heptachlorobiphenyl	NA	NA	NA	NA	NA	NA	NA	NA	NA	NA
Hexachlorobiphenyl	NA	NA	NA	NA	NA	NA	NA	NA	NA	NA
Monochlorobiphenyl	NA	NA	NA	NA	NA	NA	NA	NA	NA	NA
Pentachlorobiphenyl	NA	NA	NA	NA	NA	NA	NA	NA	NA	NA
Tetrachlorobiphenyl	NA	NA	NA	NA	NA	NA	NA	NA	NA	NA
Trichlorobiphenyl	NA	NA	NA	NA	NA	NA	NA	NA	NA	NA
Total Detected PCB Homologs	NA	NA	NA	NA	NA	NA	NA	NA	NA	NA

Footnotes on Page 49.

Table 1-1. Summary of On-Site Analytical Results, Madison-Kipp Corporation, Madison, Wisconsin.

Well/Boring	B-49		B-50				B-51		B-52		B-53	
	0-2'	12-14'	0-1'	2-4'	7-9'	9.5-11.5'	0-2'	8-10'	0-2'	10-12'	2-4'	14-16'
Sample Depth	6/3/12	6/3/12	6/21/12	6/21/12	6/21/12	6/21/12	6/12/12	6/12/12	6/12/12	6/12/12	6/18/12	6/18/12
VOC												
1,1-Dichloroethene	<0.018	<0.016	<0.016	<0.02	<0.019	<0.019	<0.017	<0.019	<0.017	<0.018	<0.019	<0.017
1,2,3-Trichlorobenzene	<0.018	<0.016	<0.018 *	<0.023 *	<0.022	<0.021 *	<0.02	<0.021	<0.02	<0.021	<0.022 *	<0.019 *
1,2,4-Trichlorobenzene	0.044 J	<0.012	<0.019 *	<0.024	<0.024	<0.023 *	<0.021	<0.023	<0.021	<0.022	<0.024 *	<0.02 *
1,2,4-Trimethylbenzene	0.038 J	<0.011	<0.011	0.31	0.71	<0.013	<0.012	<0.013	<0.012	<0.013	<0.013	<0.011
1,3,5-Trimethylbenzene	<0.012	<0.011	<0.011	<0.013	<0.013	<0.012	<0.012	<0.013	<0.012	<0.012	<0.013	<0.011
Benzene	0.011 J	<0.0039	<0.0038	<0.0048	<0.0047	<0.0045	<0.0042	<0.0045	<0.0042	<0.0044	<0.0047	<0.004
Carbon tetrachloride	<0.015	<0.013	<0.013	<0.017	<0.016	<0.016	<0.014	<0.016	<0.014	<0.015	<0.016	<0.014
cis-1,2-Dichloroethene	5.9	0.1	<0.0063	0.12	<0.0078	<0.0074	1.9	1.2	0.053 J	<0.0073	<0.0078	<0.0067
Ethylbenzene	0.0085 J	<0.0065	<0.0065	0.067	1.2	<0.0076	<0.0071	<0.0077	<0.0071	<0.0075	<0.008	<0.0068
Isopropylbenzene	<0.015	<0.013	<0.013	0.12 J	0.94	<0.015	<0.014	<0.015	<0.014	<0.015	<0.016	<0.014
Naphthalene	0.099 J	<0.016	<0.025	<0.032 *	0.29	<0.03	<0.028	<0.03	0.15	<0.029	<0.031	<0.027
n-Butylbenzene	<0.0075	<0.0067	<0.0066	<0.0083	<0.0082	<0.0078	<0.0072	<0.0079	<0.0072	<0.0077	<0.0082	<0.007
N-Propylbenzene	<0.01	<0.0091	<0.009	0.2	1.6	<0.011	<0.0098	<0.011	<0.0098	<0.01	<0.011	<0.0095
p-Isopropyltoluene	<0.011	<0.0096	<0.0095	0.11 J	1.2	<0.011	<0.01	<0.011	<0.01	<0.011	<0.012	<0.01
sec-Butylbenzene	<0.0089	<0.008	<0.0079	0.18	0.71	<0.0093	<0.0086	0.055 J	<0.0086	<0.0092	<0.0097	<0.0083
tert-Butylbenzene	<0.0079	<0.0071	<0.007	<0.0088	<0.0086	<0.0082	<0.0076	<0.0083	<0.0076	<0.0081	<0.0086	<0.0074
Tetrachloroethene	28	0.77	0.12	1.7	<0.011	<0.01	1.7	0.21	2.3	0.042 J	2	0.1
Toluene	0.017	<0.006	<0.0059	0.031	<0.0073	<0.007	0.014	<0.007	<0.0064	<0.0068	<0.0073	<0.0062
trans-1,2-Dichloroethene	0.31	<0.013	<0.013	<0.016	<0.016	<0.015	0.14	0.2	<0.014	<0.015	<0.016	<0.014
Trichloroethene	3.7	0.066	0.024 J	0.14	<0.012	<0.011	1.1	0.3	0.11	<0.011	0.31	<0.01
Vinyl chloride	<0.006	<0.0054	<0.0054	<0.0067	<0.0066	<0.0063	<0.0058	0.17	<0.0058	<0.0062	<0.0066	<0.0056
Xylenes, Total	0.036	<0.0036	<0.0035	0.079	0.52	<0.0041	<0.0038	<0.0042	<0.0038	<0.0041	<0.0043	<0.0037
PAHs												
1-Methylnaphthalene	0.12	<0.017	<0.017	0.6	0.56	<0.02	0.13	<0.019	<0.018	<0.019	0.12 J	<0.018
2-Methylnaphthalene	0.11 J	<0.044	<0.044	<0.28	0.09 J	<0.051	0.13 J	<0.051	<0.046	<0.05	<0.27	<0.047
Acenaphthene	0.38	<0.01	<0.01	<0.063	0.016 J	<0.012	0.18 *	<0.012 *	<0.011 *	<0.012 *	0.16 J	<0.011
Acenaphthylene	0.025 J	<0.0078	<0.0078	<0.049	<0.0092	<0.0091	0.043	<0.0089	<0.0082	<0.0089	<0.047	<0.0082
Anthracene	0.98	<0.008	0.017 J	<0.05	0.012 J	<0.0093	0.44	<0.0092	0.023 J	<0.0091	0.39	<0.0084
Benzo(a)anthracene	4.3	0.02 J	0.091	0.29	0.032 J	<0.0083	1.7	<0.0082	0.098	<0.0081	0.7	<0.0075
Benzo(a)pyrene	2.4	0.02 J	0.15	0.35	0.013 J	<0.0072	1.7	0.0089 J	0.086	<0.007	0.67	<0.0065
Benzo(b)fluoranthene	2.4	0.02 J	0.13	0.4	<0.0078	<0.0077	2.2	0.01 J	0.12	<0.0075	0.84	<0.007
Benzo(g,h,i)perylene	1.8	0.011 J	0.18	0.6	<0.014	<0.013	1.3	<0.013	0.073	<0.013	0.42	<0.012
Benzo(k)fluoranthene	1	0.013 J	0.084	0.31	<0.0096	<0.0095	0.9	<0.0093	0.047	<0.0092	0.37	<0.0085
Chrysene	4.4	0.02 J	0.14	0.5	0.065	<0.009	1.8	0.0096 J	0.11	<0.0087	0.8	<0.0081
Dibenz(a,h)anthracene	0.82	<0.0095	0.047	0.13 J	<0.011	<0.011	0.37	<0.011	0.028 J	<0.011	0.2	<0.01

Footnotes on Page 49.

Table 1-1. Summary of On-Site Analytical Results, Madison-Kipp Corporation, Madison, Wisconsin.

Well/Boring	B-49		B-50				B-51		B-52		B-53	
	0-2'	12-14'	0-1'	2-4'	7-9'	9.5-11.5'	0-2'	8-10'	0-2'	10-12'	2-4'	14-16'
Sample Depth	0-2'	12-14'	0-1'	2-4'	7-9'	9.5-11.5'	0-2'	8-10'	0-2'	10-12'	2-4'	14-16'
Sample Date	6/3/12	6/3/12	6/21/12	6/21/12	6/21/12	6/21/12	6/12/12	6/12/12	6/12/12	6/12/12	6/18/12	6/18/12
PAHs (continued)												
Fluoranthene	6.1	0.033 J	0.14	0.42	0.045	<0.016	3.6	0.018 J	0.18	<0.016	1.7	<0.015
Fluorene	0.34	<0.0077	<0.0078	<0.048	0.036 J	<0.009	0.18	<0.0089	0.012 J	<0.0088	0.32	<0.0081
Indeno(1,2,3-cd)pyrene	1.6	0.011 J	0.089	0.46	<0.014	<0.013	1.1	<0.013	0.067	<0.013	0.38	<0.012
Naphthalene	0.14	<0.0066	0.0079 J	0.19 J	0.11	<0.0076	0.079	<0.0075	0.011 J	<0.0074	0.081 J	<0.0069
Phenanthrene	3.9	<0.014	0.074	<0.089	0.16	<0.017	2.3	<0.016	0.14	<0.016	1.7	<0.015
Pyrene	7.2	0.025 J	0.17	0.37	0.086	<0.014	3.4	0.016 J	0.13	<0.014	1.3	<0.013
Metals												
Arsenic	9.9	1.6	8.9	15	4.8	2.2	6.6	4.3	19	2.9	6.4	1.2
Barium	210	14	22	110	130	79	150	82	98	46	140	15
Cadmium	3.5	0.19 J	1.3	36	<0.053	0.081 J	1.2	<0.051 ^	0.5	<0.055	0.64	0.090 J
Chromium	13	5	7.7	24	17	9.8	15	13	15	8.7	17 B	5.7 B
Cyanide, Total	0.32 J	<0.15	<0.17	0.55 J B	<0.15	<0.19	0.16 J	<0.13	<0.17	<0.16	0.39 J ^	<0.14 ^
Lead	260	1.7	250	1,300	9.9	5.3	160	5.6	150	5.1	82 B	2.7 B
Mercury	0.6	<0.005	0.039	0.23	0.024	<0.0061	0.75 B	0.035	0.092	<0.0057	0.18	<0.0053
Selenium	1.2	<0.29	<0.3	1,700	0.59 J	<0.33	0.61 J	0.48 J	1.3	<0.32	0.43 J	<0.29
Silver	3.3	<0.061	0.25 J	1.3	<0.065	0.087 J	0.53	<0.062	0.21 J	<0.067	0.19 J	<0.061
PCBs												
Aroclor-1242	<0.031	<0.0055	<0.029	<1.4	<0.0065	<0.0063	<0.061	<0.0063	0.072	<0.0062	<0.14	<0.0058
Aroclor-1248	<0.037	<0.0065	0.5	13	<0.0077	<0.0076	1.9	<0.0076	<0.0073	<0.0075	<0.16	<0.007
Aroclor-1254	0.69	<0.0036	0.47 B	6.9 B	0.017 J B	0.015 J B	1.6	0.03	0.064	0.3	5.1	0.0047 J
Aroclor-1260	<0.046	<0.0082	<0.043	<2.1	<0.0096	<0.0095	<0.091	<0.0095	<0.0091	<0.0093	<0.2	<0.0087
Total Detected PCBs	0.69	ND	0.97	19.9	0.017	0.015	3.5	0.03	0.136	0.3	5.1	0.0047
PCB Homologs												
Dichlorobiphenyl	NA	NA	NA	<0.46	NA	NA	NA	NA	NA	NA	NA	NA
Heptachlorobiphenyl	NA	NA	NA	<0.66	NA	NA	NA	NA	NA	NA	NA	NA
Hexachlorobiphenyl	NA	NA	NA	<0.44	NA	NA	NA	NA	NA	NA	NA	NA
Monochlorobiphenyl	NA	NA	NA	<0.25	NA	NA	NA	NA	NA	NA	NA	NA
Pentachlorobiphenyl	NA	NA	NA	0.49 J	NA	NA	NA	NA	NA	NA	NA	NA
Tetrachlorobiphenyl	NA	NA	NA	<0.49	NA	NA	NA	NA	NA	NA	NA	NA
Trichlorobiphenyl	NA	NA	NA	<0.22	NA	NA	NA	NA	NA	NA	NA	NA
Total Detected PCB Homologs	NA	NA	NA	0.49	NA	NA	NA	NA	NA	NA	NA	NA

Footnotes on Page 49.

Table 1-1. Summary of On-Site Analytical Results, Madison-Kipp Corporation, Madison, Wisconsin.

Well/Boring	B-54		B-55		B-56		B-57	B-58	B-59		B-60
	0-2'	4-6'	0-2'	14-16'	0-2'	16-18'	0-2'	0-2'	2-4'	12-14'	0-2'
Sample Depth	0-2'	4-6'	0-2'	14-16'	0-2'	16-18'	0-2'	0-2'	2-4'	12-14'	0-2'
Sample Date	6/12/12	6/12/12	6/15/12	6/15/12	6/2/12	6/2/12	6/12/12	6/13/12	6/13/12	6/13/12	6/11/12
VOC											
1,1-Dichloroethene	<0.018	<0.019	<0.019	<0.017	<0.018	<0.016	<0.018	<0.018	<0.019	<0.017	<0.017
1,2,3-Trichlorobenzene	<0.021	<0.021	<0.022 *	<0.019 *	<0.018	<0.016	<0.021	<0.02 *	<0.022 *	<0.019	<0.02
1,2,4-Trichlorobenzene	<0.022	<0.023	<0.024 *	<0.02 *	<0.013	<0.012	<0.023	<0.022 *	<0.024 *	<0.021	<0.021
1,2,4-Trimethylbenzene	<0.012	<0.013	<0.013	<0.011	<0.013	<0.011	<0.013	<0.012	<0.013	<0.012	<0.012
1,3,5-Trimethylbenzene	<0.012	<0.013	<0.013	<0.011	<0.012	<0.011	<0.012	<0.012	<0.013	<0.011	<0.012
Benzene	<0.0044	<0.0045	<0.0047	<0.004	<0.0044	<0.004	<0.0045	<0.0043	<0.0047	<0.004	<0.0042
Carbon tetrachloride	<0.015	<0.016	<0.016	<0.014	<0.015	<0.014	<0.015	<0.015	<0.016	<0.014	<0.015
cis-1,2-Dichloroethene	<0.0072	<0.0075	<0.0078	<0.0066	1.3	<0.0066	<0.0074	<0.0072	<0.0077	<0.0067	<0.007
Ethylbenzene	<0.0074	0.012 J	<0.008	<0.0068	0.017	<0.0068	<0.0076	<0.0074	<0.0079	<0.0069	<0.0071
Isopropylbenzene	<0.015	<0.015	<0.016	<0.014	<0.015	<0.013	<0.015	<0.015	<0.016	<0.014	<0.014
Naphthalene	<0.029	<0.03	<0.031	<0.027	0.76	<0.017	<0.03	<0.029	<0.031	<0.027	<0.028
n-Butylbenzene	<0.0076	<0.0079	<0.0082	<0.007	<0.0077	<0.0069	<0.0078	<0.0075	<0.0081	<0.007	<0.0073
N-Propylbenzene	<0.01	<0.011	<0.011	<0.0094	<0.01	<0.0094	<0.011	<0.01	<0.011	<0.0095	<0.0099
p-Isopropyltoluene	<0.011	<0.011	<0.012	<0.01	<0.011	<0.0099	<0.011	<0.011	<0.012	<0.01	<0.01
sec-Butylbenzene	<0.009	<0.0094	<0.0098	<0.0083	<0.0092	<0.0083	<0.0093	<0.009	<0.0097	<0.0084	<0.0087
tert-Butylbenzene	<0.008	<0.0083	<0.0086	<0.0073	<0.0081	<0.0073	<0.0082	<0.008	<0.0085	<0.0074	<0.0077
Tetrachloroethene	3.8	0.12	1.1	0.059	6.7	0.09	3.5	0.064	<0.01	<0.0091	<0.0094
Toluene	<0.0067	<0.007	<0.0073	<0.0062	0.014 J	<0.0062	<0.0069	<0.0067	<0.0072	<0.0063	<0.0065
trans-1,2-Dichloroethene	<0.015	<0.015	<0.016	<0.013	0.031 J	<0.013	<0.015	<0.015	<0.016	<0.014	<0.014
Trichloroethene	0.12	<0.011	0.022 J	<0.01	0.32	<0.01	0.028 J	<0.011	<0.012	<0.01	<0.011
Vinyl chloride	<0.0061	<0.0063	<0.0066	<0.0056	<0.0062	<0.0056	<0.0063	<0.0061	<0.0065	<0.0057	<0.0059
Xylenes, Total	<0.004	<0.0042	<0.0043	<0.0037	0.036	<0.0037	<0.0041	<0.004	<0.0043	<0.0037	<0.0039
PAHs											
1-Methylnaphthalene	0.29 J	<0.019	<0.2	<0.017	0.47	<0.018	<0.019	<0.018	<0.02	<0.017	<0.019
2-Methylnaphthalene	0.5 J	<0.05	<0.54	<0.045	0.54 J	<0.046	<0.05	<0.047	<0.052	<0.045	<0.049
Acenaphthene	1.4 *	0.041 *	0.5	<0.01	3.8	<0.011	<0.011 *	<0.011	<0.012	<0.01	<0.011
Acenaphthylene	<0.087	<0.0089	<0.095	<0.008	<0.087	<0.0081	<0.0088	<0.0082	<0.0093	<0.008	<0.0087
Anthracene	5.1	0.23	3.3	<0.0082	24	0.01 J	<0.009	0.022 J	<0.0095	<0.0081	0.011 J
Benzo(a)anthracene	35	2	31	0.0099 J	140	0.089	0.034 J	0.096	<0.0085	<0.0073	0.065
Benzo(a)pyrene	27	1.6	28	0.012 J	120	0.087	0.037 J	0.097	<0.0074	<0.0063	0.018 J
Benzo(b)fluoranthene	46	1.9	37	0.015 J	120	0.1	0.048	0.12	<0.0079	<0.0067	0.091
Benzo(g,h,i)perylene	17	0.79	16	0.012 J	60	0.05	0.037 J	0.08	<0.014	<0.012	0.059
Benzo(k)fluoranthene	9.3	0.91	9.9	<0.0084	81	0.049	0.03 J	0.062	<0.0096	<0.0083	0.14
Chrysene	34	2.1	39	0.0099 J	140	0.087	0.041	0.12	<0.0091	<0.0078	0.081
Dibenz(a,h)anthracene	9.8	0.52	10	<0.0098	30	0.025 J	0.013 J	0.034 J	<0.011	<0.0097	0.018 J

Footnotes on Page 49.

Table 1-1. Summary of On-Site Analytical Results, Madison-Kipp Corporation, Madison, Wisconsin.

Well/Boring	B-54		B-55		B-56		B-57	B-58	B-59		B-60
	0-2'	4-6'	0-2'	14-16'	0-2'	16-18'	0-2'	0-2'	2-4'	12-14'	0-2'
Sample Depth	0-2'	4-6'	0-2'	14-16'	0-2'	16-18'	0-2'	0-2'	2-4'	12-14'	0-2'
Sample Date	6/12/12	6/12/12	6/15/12	6/15/12	6/2/12	6/2/12	6/12/12	6/13/12	6/13/12	6/13/12	6/11/12
PAHs (continued)											
Fluoranthene	51	3	43	0.014 J	200	0.12	0.055	0.19	<0.017	<0.014	0.14
Fluorene	1.1	0.038	0.32 J	<0.008	3.6	<0.0081	<0.0087	<0.0081	<0.0092	<0.0079	<0.0086
Indeno(1,2,3-cd)pyrene	16	0.84	16	<0.012	52	0.045	0.031 J	0.072	<0.014	<0.012	0.047
Naphthalene	1.4	0.013 J	0.17 J	<0.0067	1	<0.0068	<0.0074	<0.0069	<0.0078	<0.0067	<0.0073
Phenanthrene	21	0.96	15	<0.015	98	0.05	0.028 J	0.094	<0.017	<0.014	0.065
Pyrene	45	2.1	44	<0.013	200	0.12	0.047	0.15	<0.015	<0.013	0.11
Metals											
Arsenic	53	6.8	5.6	1.3	12	1.3	6.4	6.2	9.5	1.7	6.6
Barium	390	140	160	12	62	13	130	120	130	17	200
Cadmium	10	<0.055	3	<0.051	2.5	0.12 J	0.23	0.11 J	<0.054	0.063 J	0.27
Chromium	27	18	13 B	4.2 B	51	4.4	19	21 B	21 B	4.9 B	15
Cyanide, Total	1.1	<0.18	<0.16 ^	<0.13 ^	0.16 J	<0.17	<0.19	<0.15	<0.18	<0.13	0.22 J
Lead	5,600	10	120 B	2.6 B	130	2.1	25	41 B	13 B	2.6 B	56 B
Mercury	^19	0.44	0.076	<0.0047	2.7	0.015 J	0.095	0.035	0.065	<0.005	0.032
Selenium	26	0.47 J	0.54 J	<0.3	0.72 J	<0.27	0.54 J	0.38 J	0.60 J	<0.28	0.43 J
Silver	15	<0.067	1.4	<0.062	0.74	<0.057	<0.066	<0.068	<0.066	<0.058	<0.062
PCBs											
Aroclor-1242	<0.0063	<0.0065	<0.0066	<0.0059	0.6	<0.0058	<0.0066	<0.0062	<0.0068	<0.0059	<0.0061
Aroclor-1248	<0.0075	<0.0078	<0.0079	<0.0071	<0.038	0.012 J	<0.0079	<0.0074	<0.0081	<0.007	<0.0073
Aroclor-1254	0.038	<0.0043	<0.0043	<0.0039	0.15	<0.0038	0.34	<0.004	<0.0045	<0.0038	<0.004
Aroclor-1260	0.013 J	<0.0097	<0.0098	<0.0089	<0.048	<0.0087	<0.0098	<0.0092	<0.01	<0.0087	<0.0091
Total Detected PCBs	0.051	ND	ND	ND	0.75	0.012	0.34	ND	ND	ND	ND
PCB Homologs											
Dichlorobiphenyl	NA	NA	NA	NA	NA	NA	NA	NA	NA	NA	NA
Heptachlorobiphenyl	NA	NA	NA	NA	NA	NA	NA	NA	NA	NA	NA
Hexachlorobiphenyl	NA	NA	NA	NA	NA	NA	NA	NA	NA	NA	NA
Monochlorobiphenyl	NA	NA	NA	NA	NA	NA	NA	NA	NA	NA	NA
Pentachlorobiphenyl	NA	NA	NA	NA	NA	NA	NA	NA	NA	NA	NA
Tetrachlorobiphenyl	NA	NA	NA	NA	NA	NA	NA	NA	NA	NA	NA
Trichlorobiphenyl	NA	NA	NA	NA	NA	NA	NA	NA	NA	NA	NA
Total Detected PCB Homologs	NA	NA	NA	NA	NA	NA	NA	NA	NA	NA	NA

Footnotes on Page 49.

Table 1-1. Summary of On-Site Analytical Results, Madison-Kipp Corporation, Madison, Wisconsin.

Well/Boring	B-61		B-62	B-63		B-64	B-65		B-66	B-67
	0-2'	17-19'	0-2'	0-2'	25-27'	0-2'	2-4'	25-27'	2-4'	0-2'
Sample Depth	0-2'	17-19'	0-2'	0-2'	25-27'	0-2'	2-4'	25-27'	2-4'	0-2'
Sample Date	6/12/12	6/12/12	6/11/12	6/11/12	6/12/12	6/11/12	6/11/12	6/11/12	6/13/12	6/13/12
VOC										
1,1-Dichloroethene	<0.019	<0.017	<0.018	<0.016	<0.017	<0.018	<0.018	<0.016	<0.02	<0.016
1,2,3-Trichlorobenzene	0.048 J	<0.019	<0.021	<0.018	<0.019	<0.02	<0.02	<0.019	<0.023	<0.019
1,2,4-Trichlorobenzene	0.039 J	<0.02	<0.023	<0.02	<0.02	<0.022	<0.022	<0.02	<0.024	<0.02
1,2,4-Trimethylbenzene	<0.013	<0.011	<0.013	<0.011	<0.011	<0.012	<0.012	<0.011	<0.014	<0.011
1,3,5-Trimethylbenzene	<0.013	<0.011	<0.012	<0.011	<0.011	<0.012	<0.012	<0.011	<0.013	<0.011
Benzene	<0.0046	<0.004	<0.0044	<0.0039	<0.004	<0.0043	<0.0043	<0.004	<0.0048	<0.004
Carbon tetrachloride	<0.016	<0.014	<0.015	<0.014	<0.014	<0.015	<0.015	<0.014	<0.017	<0.014
cis-1,2-Dichloroethene	<0.0077	<0.0066	<0.0074	<0.0065	<0.0067	<0.0072	<0.0071	<0.0066	<0.008	<0.0066
Ethylbenzene	<0.0079	<0.0068	<0.0075	<0.0067	<0.0068	<0.0074	<0.0073	<0.0067	<0.0082	<0.0068
Isopropylbenzene	<0.016	<0.014	<0.015	<0.013	<0.014	<0.015	<0.015	<0.013	<0.016	<0.013
Naphthalene	<0.031	<0.027	<0.03	<0.026	<0.027	<0.029	<0.029	<0.026	0.18	0.13
n-Butylbenzene	<0.0081	<0.007	<0.0077	<0.0068	<0.007	<0.0075	<0.0075	<0.0069	<0.0084	<0.0069
N-Propylbenzene	<0.011	<0.0095	<0.01	<0.0092	<0.0095	<0.01	<0.01	<0.0093	<0.011	<0.0094
p-Isopropyltoluene	<0.012	<0.01	<0.011	<0.0098	<0.01	<0.011	<0.011	<0.0099	<0.012	<0.0099
sec-Butylbenzene	<0.0096	<0.0083	<0.0092	<0.0081	<0.0083	<0.009	<0.0089	<0.0082	<0.01	<0.0083
tert-Butylbenzene	<0.0085	<0.0073	<0.0081	<0.0072	<0.0074	<0.0079	<0.0079	<0.0073	<0.0088	<0.0073
Tetrachloroethene	<0.01	<0.009	<0.01	<0.0088	<0.009	<0.0098	<0.0097	<0.0089	1.1	0.42
Toluene	<0.0072	<0.0062	<0.0069	<0.0061	<0.0062	<0.0067	<0.0067	<0.0061	0.012 J	0.051
trans-1,2-Dichloroethene	<0.016	<0.014	<0.015	<0.013	<0.014	<0.015	<0.014	<0.013	<0.016	<0.013
Trichloroethene	<0.012	<0.01	<0.011	<0.0098	<0.01	<0.011	<0.011	<0.0099	<0.012	<0.01
Vinyl chloride	<0.0065	<0.0056	<0.0062	<0.0055	<0.0056	<0.0061	<0.006	<0.0056	<0.0067	<0.0056
Xylenes, Total	<0.0043	<0.0037	<0.0041	<0.0036	<0.0037	<0.004	<0.004	<0.0037	<0.0044	<0.0037
PAHs										
1-Methylnaphthalene	<0.019	<0.018	<0.097	<0.017	<0.018	<0.019	<0.019	<0.017	<0.02	0.11
2-Methylnaphthalene	<0.051	<0.046	<0.25	<0.044	<0.046	<0.05	<0.05	<0.044	<0.053	0.1 J
Acenaphthene	<0.012	<0.011	<0.058	<0.01	<0.011	<0.011	<0.012	<0.01	<0.012	0.16
Acenaphthylene	<0.0089	<0.0081	<0.045	<0.0078	<0.0081	<0.0088	<0.0088	<0.0078	<0.0094	0.047
Anthracene	<0.0092	<0.0083	<0.046	<0.008	<0.0083	<0.009	0.02 J	<0.008	<0.0096	0.45
Benzo(a)anthracene	<0.0082	<0.0074	0.28	<0.0071	<0.0074	0.017 J	0.13	<0.0072	<0.0086	0.97
Benzo(a)pyrene	0.0085 J	<0.0065	0.32	<0.0062	<0.0064	0.017 J	0.15	<0.0062	0.0077 J	0.76
Benzo(b)fluoranthene	0.0092 J	<0.0069	0.37	<0.0066	<0.0068	0.024 J	0.17	<0.0066	<0.008	0.89
Benzo(g,h,i)perylene	<0.013	<0.012	0.24	0.02 J	<0.012	0.022 J	0.11	<0.012	<0.014	0.43
Benzo(k)fluoranthene	<0.0093	<0.0084	0.18 J	<0.0081	<0.0084	<0.0091	0.1	<0.0081	<0.0098	0.45
Chrysene	<0.0088	<0.008	0.31	<0.0077	<0.008	0.022 J	0.15	<0.0077	<0.0093	0.93
Dibenz(a,h)anthracene	<0.011	<0.0099	0.063 J	<0.0095	<0.0099	<0.011	0.022 J	<0.0095	<0.011	0.16

Footnotes on Page 49.

Table 1-1. Summary of On-Site Analytical Results, Madison-Kipp Corporation, Madison, Wisconsin.

Well/Boring	B-61		B-62	B-63		B-64	B-65		B-66	B-67
	0-2'	17-19'	0-2'	0-2'	25-27'	0-2'	2-4'	25-27'	2-4'	0-2'
Sample Depth	0-2'	17-19'	0-2'	0-2'	25-27'	0-2'	2-4'	25-27'	2-4'	0-2'
Sample Date	6/12/12	6/12/12	6/11/12	6/11/12	6/12/12	6/11/12	6/11/12	6/11/12	6/13/12	6/13/12
PAHs (continued)										
Fluoranthene	<0.016	<0.015	0.4	<0.014	<0.014	0.032 J	0.21	<0.014	<0.017	1.8
Fluorene	<0.0089	<0.0081	<0.044	<0.0077	<0.008	<0.0087	<0.0088	<0.0078	<0.0093	0.26
Indeno(1,2,3-cd)pyrene	<0.013	<0.012	0.2	<0.011	<0.012	0.013 J	0.1	<0.012	<0.014	0.38
Naphthalene	<0.0075	<0.0068	<0.038	<0.0065	<0.0068	<0.0074	<0.0074	<0.0066	<0.0079	0.12
Phenanthrene	<0.016	<0.015	0.1 J	<0.014	<0.015	0.021 J	0.062	<0.014	<0.017	1.9
Pyrene	<0.014	<0.013	0.4	<0.012	<0.013	0.027 J	0.2	<0.012	<0.015	1.7
Metals										
Arsenic	6.4	1.8	4.5	4.2	2	3	6.4	1.2	7.8	4.5
Barium	140	21	130	50	23	48	210	9.8	110	73
Cadmium	<0.061	<0.047	<0.049	<0.05	0.065 J	<0.05	0.10 J	<0.051	<0.063	0.36
Chromium	17	5	13	8.5	8.2	9.9	15	3.9	27	15
Cyanide, Total	<0.17	<0.1	<0.19	<0.13	<0.15	<0.17	<0.18	<0.17	<0.15	<0.16
Lead	12 B	2.6 B	29 B	11 B	5.1 B	8.6 B	19 B	2.0 B	16	35
Mercury	0.051	0.0072 J	0.048	0.012 J	0.011 J	0.013 J	0.028	<0.0051	0.054	0.031
Selenium	0.67 J	<0.27	<0.29	<0.29	<0.28	<0.29	0.64 J	0.41 J	0.72 J	0.40 J
Silver	<0.074	<0.057	<0.06	<0.06	<0.06	<0.061	<0.065	<0.062	0.45 J	3.2
PCBs										
Aroclor-1242	<0.0064	<0.0058	<0.0063	<0.0056	<0.0057	<0.0061	<0.0063	<0.0057	<0.0068	<0.029
Aroclor-1248	<0.0077	<0.007	<0.0076	<0.0067	<0.0069	<0.0074	<0.0075	<0.0068	0.13	0.77
Aroclor-1254	<0.0042	<0.0038	<0.0041	<0.0036	<0.0038	<0.004	<0.0041	<0.0037	<0.0045	<0.019
Aroclor-1260	<0.0096	<0.0087	<0.0094	<0.0083	<0.0086	<0.0092	<0.0094	<0.0085	<0.01	<0.044
Total Detected PCBs	ND	ND	ND	ND	ND	ND	ND	ND	0.13	0.77
PCB Homologs										
Dichlorobiphenyl	NA	NA	NA	NA	NA	NA	NA	NA	NA	<0.00048
Heptachlorobiphenyl	NA	NA	NA	NA	NA	NA	NA	NA	NA	<0.00069
Hexachlorobiphenyl	NA	NA	NA	NA	NA	NA	NA	NA	NA	0.0054 J
Monochlorobiphenyl	NA	NA	NA	NA	NA	NA	NA	NA	NA	<0.00026
Pentachlorobiphenyl	NA	NA	NA	NA	NA	NA	NA	NA	NA	0.021
Tetrachlorobiphenyl	NA	NA	NA	NA	NA	NA	NA	NA	NA	0.055
Trichlorobiphenyl	NA	NA	NA	NA	NA	NA	NA	NA	NA	0.014
Total Detected PCB Homologs	NA	NA	NA	NA	NA	NA	NA	NA	NA	0.0954

Footnotes on Page 49.

Table 1-1. Summary of On-Site Analytical Results, Madison-Kipp Corporation, Madison, Wisconsin.

Well/Boring	B-68		B-69		B-70	B-71		B-72	B-73		B-74
	4-6'	0-2'	12-14'	0-2'	0-2'	22-24'	0-2'	2-4'	20-22'	0-2'	
Sample Depth	4-6'	0-2'	12-14'	0-2'	0-2'	22-24'	0-2'	2-4'	20-22'	0-2'	
Sample Date	6/13/12	6/11/12	6/11/12	6/11/12	6/11/12	6/11/12	6/11/12	6/14/12	6/14/12	6/13/12	
VOC											
1,1-Dichloroethene	<0.017	<0.017	<0.017	<0.016	<0.018	<0.017	<0.019	<0.016	<0.016	<0.017	
1,2,3-Trichlorobenzene	<0.02	<0.02	<0.019	<0.019	<0.021	<0.019	<0.021	<0.018	<0.019	<0.02	
1,2,4-Trichlorobenzene	<0.021	<0.021	<0.02	<0.02	<0.023	<0.02	<0.023	<0.02	<0.02	<0.021	
1,2,4-Trimethylbenzene	<0.012	<0.012	<0.011	<0.011	<0.013	<0.011	<0.013	<0.011	<0.011	<0.012	
1,3,5-Trimethylbenzene	<0.012	<0.012	<0.011	<0.011	<0.012	<0.011	<0.013	<0.011	<0.011	<0.012	
Benzene	<0.0042	<0.0042	<0.004	<0.004	<0.0044	<0.004	<0.0046	<0.0039	<0.004	<0.0042	
Carbon tetrachloride	<0.014	<0.015	<0.014	<0.014	<0.015	<0.014	<0.016	<0.013	<0.014	<0.014	
cis-1,2-Dichloroethene	<0.0069	<0.007	<0.0066	<0.0066	<0.0073	<0.0067	<0.0076	<0.0064	<0.0066	0.052 J	
Ethylbenzene	<0.007	<0.0072	<0.0068	<0.0067	<0.0075	<0.0068	<0.0077	<0.0066	<0.0068	<0.0071	
Isopropylbenzene	<0.014	<0.014	<0.014	<0.013	<0.015	<0.014	<0.015	<0.013	<0.013	<0.014	
Naphthalene	<0.028	<0.028	<0.027	<0.026	<0.029	<0.027	<0.03	<0.026	<0.027	0.099 J	
n-Butylbenzene	<0.0072	<0.0073	<0.007	<0.0069	<0.0077	<0.007	<0.0079	<0.0068	<0.0069	<0.0072	
N-Propylbenzene	<0.0098	<0.0099	<0.0094	<0.0093	<0.01	<0.0095	<0.011	<0.0092	<0.0094	<0.0098	
p-Isopropyltoluene	<0.01	<0.011	<0.01	<0.0099	<0.011	<0.01	<0.011	<0.0097	<0.0099	<0.01	
sec-Butylbenzene	<0.0086	<0.0088	<0.0083	<0.0082	<0.0092	<0.0083	<0.0095	<0.0081	<0.0083	<0.0087	
tert-Butylbenzene	<0.0076	<0.0077	<0.0073	<0.0072	<0.0081	<0.0074	<0.0084	<0.0071	<0.0073	<0.0076	
Tetrachloroethene	<0.0093	0.082	<0.009	1.8	0.037 J	<0.0091	0.049 J	<0.0088	<0.009	0.076	
Toluene	<0.0064	<0.0065	<0.0062	<0.0061	<0.0069	<0.0062	<0.0071	<0.006	<0.0062	<0.0065	
trans-1,2-Dichloroethene	<0.014	<0.014	<0.013	<0.013	<0.015	<0.014	<0.015	<0.013	<0.013	<0.014	
Trichloroethene	<0.01	<0.011	<0.01	<0.0099	<0.011	<0.01	<0.011	<0.0097	<0.01	<0.01	
Vinyl chloride	<0.0058	<0.0059	<0.0056	<0.0055	<0.0062	<0.0056	<0.0064	<0.0055	<0.0056	<0.0058	
Xylenes, Total	<0.0038	<0.0039	<0.0037	<0.0036	<0.0041	<0.0037	<0.0042	<0.0036	<0.0037	0.023 J	
PAHs											
1-Methylnaphthalene	<0.018	0.094 J	<0.018	<0.17	<0.019	<0.017	<0.02	<0.017	<0.017	0.36	
2-Methylnaphthalene	<0.046	<0.24	<0.046	<0.45	<0.049	<0.045	<0.053	<0.043	<0.046	<0.47	
Acenaphthene	<0.011	0.12 J	<0.011	<0.1	<0.011	<0.01	<0.012	<0.01	<0.011	1.5	
Acenaphthylene	<0.0082	0.049 J	<0.0081	<0.079	<0.0087	<0.0079	<0.0095	<0.0076	<0.0081	0.3 J	
Anthracene	0.023 J	0.4	<0.0083	<0.081	<0.0089	<0.0081	0.012 J	<0.0078	<0.0083	5.7	
Benzo(a)anthracene	0.058	0.89	<0.0074	<0.072	0.025 J	<0.0072	0.064	0.014 J	0.026 J	13	
Benzo(a)pyrene	0.06	0.74	<0.0064	0.067 J	0.026 J	<0.0063	0.072	0.015 J	0.026 J	10	
Benzo(b)fluoranthene	0.067	0.41	<0.0068	0.075 J	0.032 J	<0.0067	0.088	0.018 J	0.031 J	12	
Benzo(g,h,i)perylene	0.043	0.45	<0.012	0.37	0.019 J	<0.012	0.05	0.012 J	0.019 J	5.5	
Benzo(k)fluoranthene	0.039	0.46	<0.0084	<0.082	0.017 J	<0.0082	0.039 J	<0.0079	0.015 J	5.8	
Chrysene	0.058	0.9	<0.008	<0.078	0.03 J	<0.0078	0.068	0.014 J	0.027 J	12	
Dibenz(a,h)anthracene	0.017 J	0.19	<0.0099	<0.097	<0.011	<0.0096	0.012 J	<0.0093	<0.0098	2	

Footnotes on Page 49.

Table 1-1. Summary of On-Site Analytical Results, Madison-Kipp Corporation, Madison, Wisconsin.

Well/Boring	B-68		B-69		B-70	B-71		B-72	B-73		B-74
Sample Depth	4-6'	0-2'	12-14'	0-2'	0-2'	22-24'	0-2'	2-4'	20-22'	0-2'	
Sample Date	6/13/12	6/11/12	6/11/12	6/11/12	6/11/12	6/11/12	6/11/12	6/14/12	6/14/12	6/13/12	
PAHs (continued)											
Fluoranthene	0.14	1.9	<0.014	<0.14	0.045	<0.014	0.12	0.022 J	0.052	26	
Fluorene	0.013 J	0.19	<0.008	<0.079	<0.0086	<0.0078	<0.0094	<0.0076	<0.008	2.3	
Indeno(1,2,3-cd)pyrene	0.035	0.43	<0.012	<0.12	0.017 J	<0.012	0.043	0.011 J	0.016 J	4.9	
Naphthalene	0.0081 J	0.14 J	<0.0068	<0.067	<0.0073	<0.0066	<0.0079	<0.0064	<0.0068	0.36	
Phenanthrene	0.13	1.6	<0.015	<0.14	0.021 J	<0.014	0.057	<0.014	0.028 J	16	
Pyrene	0.1	1.5	<0.013	<0.12	0.041	<0.012	0.11	0.021 J	0.047	22	
Metals											
Arsenic	1.4	4.6	1.2	2	3.3	1.4	3.7	2.5	1.7	6.7	
Barium	16	91	14	49	190	14	210	16	19	110	
Cadmium	0.074 J	0.65	<0.05	0.17 J	0.12 J	<0.045	0.49	0.14 J ^	0.19 J ^	0.25	
Chromium	4.6	15	5.6	4.6	10	5.2	11	4.3	9.1	14	
Cyanide, Total	<0.16	0.15 J	<0.15	0.20 J	<0.15	<0.14	0.28 J	<0.17	<0.15	<0.14	
Lead	3.2	49 B	2.7 B	17 B	13 B	2.7 B	22 B	7	4	17	
Mercury	<0.0052	0.047	<0.0052	0.012 J	0.082	<0.0047	0.016 J	0.015 J ^	0.0092 J ^	0.04	
Selenium	<0.28	0.38 J	<0.29	<0.3	0.34 J	<0.26	0.40 J	<0.28	<0.28	<0.28	
Silver	<0.058	1.5	<0.061	<0.063	<0.062	<0.055	<0.071	<0.058	<0.059	<0.06	
PCBs											
Aroclor-1242	<0.006	<0.006	<0.0057	<0.0058	<0.0064	<0.0056	<0.0065	<0.0058	<0.0058	<0.0059	
Aroclor-1248	0.019	0.29	<0.0069	<0.007	<0.0077	<0.0067	<0.0078	<0.0069	<0.007	<0.0071	
Aroclor-1254	<0.0039	<0.0039	<0.0038	<0.0038	<0.0042	<0.0037	<0.0043	<0.0038	<0.0038	0.067	
Aroclor-1260	<0.0089	0.091	<0.0086	<0.0087	<0.0096	<0.0084	<0.0097	<0.0086	<0.0087	<0.0088	
Total Detected PCBs	0.019	0.381	ND	ND	ND	ND	ND	ND	ND	0.067	
PCB Homologs											
Dichlorobiphenyl	NA	NA	NA	NA	NA	NA	NA	NA	NA	NA	
Heptachlorobiphenyl	NA	NA	NA	NA	NA	NA	NA	NA	NA	NA	
Hexachlorobiphenyl	NA	NA	NA	NA	NA	NA	NA	NA	NA	NA	
Monochlorobiphenyl	NA	NA	NA	NA	NA	NA	NA	NA	NA	NA	
Pentachlorobiphenyl	NA	NA	NA	NA	NA	NA	NA	NA	NA	NA	
Tetrachlorobiphenyl	NA	NA	NA	NA	NA	NA	NA	NA	NA	NA	
Trichlorobiphenyl	NA	NA	NA	NA	NA	NA	NA	NA	NA	NA	
Total Detected PCB Homologs	NA	NA	NA	NA	NA	NA	NA	NA	NA	NA	

Footnotes on Page 49.

Table 1-1. Summary of On-Site Analytical Results, Madison-Kipp Corporation, Madison, Wisconsin.

Well/Boring	B-75		B-76	B-77	B-78		B-79	B-80		B-81
	0-2'	20-22'	2-4'	2-4'	0-2'	26-28'	0-2'	2-4'	28-30'	2-4'
Sample Depth	0-2'	20-22'	2-4'	2-4'	0-2'	26-28'	0-2'	2-4'	28-30'	2-4'
Sample Date	6/14/12	6/14/12	6/13/12	6/13/12	6/15/12	6/15/12	6/15/12	6/14/12	6/14/12	6/13/12
VOC										
1,1-Dichloroethene	<0.017	<0.016	<0.019	<0.018	<0.018	<0.017	<0.019	<0.018	<0.016	<0.018
1,2,3-Trichlorobenzene	<0.02	<0.018	<0.021	<0.021	<0.021 *	<0.019 *	<0.021 *	<0.021	<0.018	<0.02 *
1,2,4-Trichlorobenzene	<0.021	<0.02	<0.023	<0.022	<0.023 *	<0.021 *	<0.023 *	<0.022	<0.02	<0.022 *
1,2,4-Trimethylbenzene	<0.012	<0.011	<0.013	<0.012	<0.013	<0.012	<0.013	<0.013	<0.011	<0.012
1,3,5-Trimethylbenzene	<0.012	<0.011	<0.013	<0.012	<0.012	<0.011	<0.013	<0.012	<0.011	<0.012
Benzene	<0.0042	<0.0039	<0.0045	<0.0044	<0.0044	<0.0041	<0.0045	<0.0044	<0.0039	<0.0043
Carbon tetrachloride	<0.014	<0.014	<0.016	<0.015	<0.015	<0.014	<0.016	<0.015	<0.014	<0.015
cis-1,2-Dichloroethene	0.05 J	<0.0065	<0.0075	<0.0073	<0.0073	<0.0067	<0.0075	<0.0073	<0.0065	<0.0072
Ethylbenzene	0.013 J	<0.0066	<0.0077	<0.0074	<0.0075	<0.0069	<0.0077	<0.0075	<0.0066	<0.0074
Isopropylbenzene	<0.014	<0.013	<0.015	<0.015	<0.015	<0.014	<0.015	<0.015	<0.013	<0.015
Naphthalene	<0.028	<0.026	<0.03	<0.029	<0.029	<0.027	<0.03	<0.029	<0.026	<0.029
n-Butylbenzene	<0.0072	<0.0068	<0.0078	<0.0076	<0.0077	<0.0071	<0.0078	<0.0077	<0.0068	<0.0075
N-Propylbenzene	<0.0098	<0.0092	<0.011	<0.01	<0.01	<0.0096	<0.011	<0.01	<0.0092	<0.01
p-Isopropyltoluene	<0.01	<0.0097	<0.011	<0.011	<0.011	<0.01	<0.011	<0.011	<0.0097	<0.011
sec-Butylbenzene	<0.0086	<0.0081	<0.0094	<0.0091	<0.0092	<0.0084	<0.0094	<0.0091	<0.0081	<0.009
tert-Butylbenzene	<0.0076	<0.0071	<0.0083	<0.008	<0.0081	<0.0075	<0.0083	<0.0081	<0.0072	<0.0079
Tetrachloroethene	1.6	<0.0088	<0.01	<0.0099	<0.0099	<0.0092	0.067	<0.0099	<0.0088	<0.0098
Toluene	<0.0064	<0.006	<0.007	<0.0068	<0.0068	<0.0063	<0.007	<0.0068	<0.0061	<0.0067
trans-1,2-Dichloroethene	<0.014	<0.013	<0.015	<0.015	<0.015	<0.014	<0.015	<0.015	<0.013	<0.015
Trichloroethene	0.075	<0.0098	<0.011	<0.011	<0.011	<0.01	<0.011	<0.011	<0.0098	<0.011
Vinyl chloride	<0.0058	<0.0055	<0.0063	<0.0061	<0.0062	<0.0057	<0.0063	<0.0062	<0.0055	<0.0061
Xylenes, Total	0.035	<0.0036	<0.0042	<0.004	<0.0041	<0.0038	<0.0042	<0.0041	<0.0036	<0.004
PAHs										
1-Methylnaphthalene	0.11	<0.017	<0.019	<0.02	<0.019	<0.018	<0.02	<0.019	<0.017	<0.019
2-Methylnaphthalene	0.11 J	<0.046	<0.05	<0.051	<0.05	<0.047	<0.052	<0.05	<0.045	<0.049
Acenaphthene	0.16	<0.011	<0.011	<0.012	<0.011	<0.011	<0.012	<0.012	<0.01	<0.011
Acenaphthylene	0.07	<0.0081	<0.0088	<0.0091	<0.0088	<0.0083	0.21	<0.0089	<0.008	<0.0087
Anthracene	0.36	<0.0083	<0.009	<0.0093	<0.009	<0.0085	0.19	<0.0091	<0.0082	<0.0089
Benzo(a)anthracene	1	<0.0074	<0.0081	<0.0083	<0.008	<0.0076	0.88	<0.0081	<0.0073	<0.008
Benzo(a)pyrene	1	<0.0064	<0.007	<0.0072	0.033 J	<0.0066	0.71	<0.007	<0.0063	<0.0069
Benzo(b)fluoranthene	1.3	<0.0068	<0.0075	<0.0077	<0.0074	<0.007	0.66	<0.0075	<0.0068	<0.0074
Benzo(g,h,i)perylene	0.81	<0.012	<0.013	<0.013	0.016 J	<0.012	0.47	<0.013	<0.012	<0.013
Benzo(k)fluoranthene	0.46	<0.0084	<0.0092	<0.0094	<0.0091	<0.0086	0.63	<0.0092	<0.0083	<0.0091
Chrysene	1	<0.0079	<0.0087	<0.0089	<0.0086	<0.0082	0.84	<0.0087	<0.0079	<0.0086
Dibenz(a,h)anthracene	0.24	<0.0098	<0.011	<0.011	<0.011	<0.01	0.12	<0.011	<0.0097	<0.011

Footnotes on Page 49.

Table 1-1. Summary of On-Site Analytical Results, Madison-Kipp Corporation, Madison, Wisconsin.

Well/Boring	B-75		B-76	B-77	B-78		B-79	B-80		B-81
	0-2'	20-22'	2-4'	2-4'	0-2'	26-28'	0-2'	2-4'	28-30'	2-4'
Sample Depth	0-2'	20-22'	2-4'	2-4'	0-2'	26-28'	0-2'	2-4'	28-30'	2-4'
Sample Date	6/14/12	6/14/12	6/13/12	6/13/12	6/15/12	6/15/12	6/15/12	6/14/12	6/14/12	6/13/12
PAHs (continued)										
Fluoranthene	1.8	<0.014	<0.016	<0.016	<0.016	<0.015	1.5	<0.016	<0.014	<0.016
Fluorene	0.16	<0.008	<0.0087	<0.009	<0.0087	<0.0082	0.057	<0.0088	<0.0079	<0.0086
Indeno(1,2,3-cd)pyrene	0.68	<0.012	<0.013	<0.013	0.013 J	<0.012	0.44	<0.013	<0.012	<0.013
Naphthalene	0.09	<0.0068	<0.0074	<0.0076	<0.0074	<0.007	0.014 J	<0.0075	<0.0067	<0.0073
Phenanthrene	1.8	<0.015	<0.016	<0.017	<0.016	<0.015	0.57	<0.016	<0.015	<0.016
Pyrene	1.9	<0.013	<0.014	<0.014	<0.014	<0.013	1.2	<0.014	<0.013	<0.014
Metals										
Arsenic	5.9	1.4	8.3	6.6	7.1	1.6	8.6	8	0.79 J	7.3
Barium	56	17	140	83	110	17	140	110	7.1	110
Cadmium	1.1	0.15 J ^	<0.054 ^	<0.053	<0.054	0.096 J	<0.058	<0.053 ^	0.050 J ^	<0.049
Chromium	12	10	20	22	19 B	4.9 B	21 B	20	2.6	21 B
Cyanide, Total	<0.13	<0.16	<0.2	<0.18	<0.14	<0.15	<0.15	<0.16	<0.16	<0.14
Lead	100	2.9	10	11	15 B	2.6 B	18 B	11	1.5	10 B
Mercury	0.029	0.013 J ^	0.041	0.03	0.064	0.0072 J	0.045	0.072	0.011 J ^	0.028
Selenium	0.44 J	<0.29	0.74 J	0.42 J	0.55 J	<0.27	0.83 J	0.92 J	<0.28	0.38 J
Silver	0.094 J	<0.061	<0.065	<0.065	<0.066	<0.057	<0.07	<0.064	<0.058	<0.06
PCBs										
Aroclor-1242	<0.0061	<0.0056	<0.0063	<0.0064	<0.0061	<0.0057	<0.0064	<0.0061	<0.0056	<0.0062
Aroclor-1248	<0.0073	<0.0067	<0.0075	<0.0076	<0.0073	<0.0068	<0.0076	<0.0074	<0.0067	<0.0074
Aroclor-1254	<0.004	<0.0037	<0.0041	<0.0042	<0.004	<0.0037	<0.0042	<0.004	<0.0037	<0.0041
Aroclor-1260	0.019	<0.0083	<0.0093	<0.0095	<0.0092	<0.0085	<0.0095	<0.0092	<0.0083	<0.0092
Total Detected PCBs	0.019	ND	ND	ND	ND	ND	ND	ND	ND	ND
PCB Homologs										
Dichlorobiphenyl	NA	NA	NA	NA	NA	NA	NA	NA	NA	NA
Heptachlorobiphenyl	NA	NA	NA	NA	NA	NA	NA	NA	NA	NA
Hexachlorobiphenyl	NA	NA	NA	NA	NA	NA	NA	NA	NA	NA
Monochlorobiphenyl	NA	NA	NA	NA	NA	NA	NA	NA	NA	NA
Pentachlorobiphenyl	NA	NA	NA	NA	NA	NA	NA	NA	NA	NA
Tetrachlorobiphenyl	NA	NA	NA	NA	NA	NA	NA	NA	NA	NA
Trichlorobiphenyl	NA	NA	NA	NA	NA	NA	NA	NA	NA	NA
Total Detected PCB Homologs	NA	NA	NA	NA	NA	NA	NA	NA	NA	NA

Footnotes on Page 49.

Table 1-1. Summary of On-Site Analytical Results, Madison-Kipp Corporation, Madison, Wisconsin.

Well/Boring	B-82		B-83		B-84	B-85		B-86		B-87	
	2-4'	30-32'	0-1'	2-4'	2-4'	0-2'	2-4'	0-2'	2-4'	0-2'	2-4'
Sample Depth	2-4'	30-32'	0-1'	2-4'	2-4'	0-2'	2-4'	0-2'	2-4'	0-2'	2-4'
Sample Date	6/15/12	6/15/12	6/21/12	6/21/12	6/21/12	8/13/12	8/13/12	8/13/12	8/13/12	8/13/12	8/13/12
VOC											
1,1-Dichloroethene	<0.018	<0.016	<0.017	<0.019	<0.018	NA	NA	NA	NA	NA	NA
1,2,3-Trichlorobenzene	<0.02 *	<0.019 *	<0.019 *	<0.022 *	<0.021 *	NA	NA	NA	NA	NA	NA
1,2,4-Trichlorobenzene	<0.022 *	<0.02 *	<0.021 *	<0.023 *	<0.023 *	NA	NA	NA	NA	NA	NA
1,2,4-Trimethylbenzene	<0.012	<0.011	<0.012	<0.013	0.094 J	NA	NA	NA	NA	NA	NA
1,3,5-Trimethylbenzene	<0.012	<0.011	<0.011	<0.013	0.063 J	NA	NA	NA	NA	NA	NA
Benzene	<0.0043	<0.004	<0.004	<0.0046	<0.0045	NA	NA	NA	NA	NA	NA
Carbon tetrachloride	<0.015	<0.014	<0.014	<0.016	<0.015	NA	NA	NA	NA	NA	NA
cis-1,2-Dichloroethene	<0.0071	<0.0066	<0.0067	<0.0076	<0.0074	NA	NA	NA	NA	NA	NA
Ethylbenzene	<0.0072	<0.0067	<0.0069	<0.0078	0.037	NA	NA	NA	NA	NA	NA
Isopropylbenzene	<0.014	<0.013	<0.014	<0.016	<0.015	NA	NA	NA	NA	NA	NA
Naphthalene	<0.028	0.18	0.071 J	<0.031	0.098 J	NA	NA	NA	NA	NA	NA
n-Butylbenzene	<0.0074	<0.0069	<0.007	<0.008	<0.0078	NA	NA	NA	NA	NA	NA
N-Propylbenzene	<0.01	<0.0093	<0.0095	<0.011	<0.011	NA	NA	NA	NA	NA	NA
p-Isopropyltoluene	<0.011	<0.0099	<0.01	<0.011	<0.011	NA	NA	NA	NA	NA	NA
sec-Butylbenzene	<0.0088	<0.0082	<0.0084	<0.0096	<0.0093	NA	NA	NA	NA	NA	NA
tert-Butylbenzene	<0.0078	<0.0073	<0.0074	<0.0084	<0.0082	NA	NA	NA	NA	NA	NA
Tetrachloroethene	<0.0096	<0.0089	1.2	<0.01	27	NA	NA	NA	NA	NA	NA
Toluene	<0.0066	<0.0061	0.026	<0.0071	0.027	NA	NA	NA	NA	NA	NA
trans-1,2-Dichloroethene	<0.014	<0.013	<0.014	<0.016	<0.015	NA	NA	NA	NA	NA	NA
Trichloroethene	<0.011	<0.0099	0.035	<0.012	0.6	NA	NA	NA	NA	NA	NA
Vinyl chloride	<0.006	<0.0056	<0.0057	<0.0065	<0.0063	NA	NA	NA	NA	NA	NA
Xylenes, Total	<0.0039	<0.0037	0.069	<0.0042	0.094	NA	NA	NA	NA	NA	NA
PAHs											
1-Methylnaphthalene	<0.019	<0.017	<0.088	<0.02	0.3	NA	NA	NA	NA	NA	NA
2-Methylnaphthalene	<0.049	<0.045	<0.23	<0.053	0.29 J	NA	NA	NA	NA	NA	NA
Acenaphthene	<0.011	<0.01	<0.053	<0.012	<0.057	NA	NA	NA	NA	NA	NA
Acenaphthylene	<0.0086	<0.0079	0.077 J	<0.0093	<0.044	NA	NA	NA	NA	NA	NA
Anthracene	<0.0088	<0.0081	0.082 J	<0.0095	0.07 J	NA	NA	NA	NA	NA	NA
Benzo(a)anthracene	<0.0079	<0.0072	0.43	<0.0085	0.25	NA	NA	NA	NA	NA	NA
Benzo(a)pyrene	<0.0068	<0.0063	0.52	<0.0074	0.28	NA	NA	NA	NA	NA	NA
Benzo(b)fluoranthene	<0.0073	<0.0067	0.67	<0.0079	0.38	NA	NA	NA	NA	NA	NA
Benzo(g,h,i)perylene	<0.013	<0.012	0.53	<0.014	0.2	NA	NA	NA	NA	NA	NA
Benzo(k)fluoranthene	<0.009	<0.0082	0.32	<0.0097	0.13 J	NA	NA	NA	NA	NA	NA
Chrysene	<0.0085	<0.0078	0.53	<0.0091	0.31	NA	NA	NA	NA	NA	NA
Dibenz(a,h)anthracene	<0.01	<0.0096	0.13 J	<0.011	0.054 J	NA	NA	NA	NA	NA	NA

Footnotes on Page 49.

Table 1-1. Summary of On-Site Analytical Results, Madison-Kipp Corporation, Madison, Wisconsin.

Well/Boring	B-82		B-83		B-84	B-85		B-86		B-87	
	2-4'	30-32'	0-1'	2-4'	2-4'	0-2'	2-4'	0-2'	2-4'	0-2'	2-4'
Sample Depth	2-4'	30-32'	0-1'	2-4'	2-4'	0-2'	2-4'	0-2'	2-4'	0-2'	2-4'
Sample Date	6/15/12	6/15/12	6/21/12	6/21/12	6/21/12	8/13/12	8/13/12	8/13/12	8/13/12	8/13/12	8/13/12
PAHs (continued)											
Fluoranthene	<0.015	<0.014	0.65	<0.017	0.44	NA	NA	NA	NA	NA	NA
Fluorene	<0.0085	<0.0078	<0.04	<0.0092	<0.044	NA	NA	NA	NA	NA	NA
Indeno(1,2,3-cd)pyrene	<0.013	<0.012	0.36	<0.014	0.16 J	NA	NA	NA	NA	NA	NA
Naphthalene	<0.0072	<0.0066	0.047 J	<0.0078	0.11 J	NA	NA	NA	NA	NA	NA
Phenanthrene	<0.016	<0.014	0.34	<0.017	0.59	NA	NA	NA	NA	NA	NA
Pyrene	<0.014	<0.012	0.66	<0.015	0.44	NA	NA	NA	NA	NA	NA
Metals											
Arsenic	5.4	1.5	7	7.9	3.8	NA	NA	NA	NA	NA	NA
Barium	120	16	62	120	57	NA	NA	NA	NA	NA	NA
Cadmium	<0.053	0.12 J	1.4	<0.059	0.65	NA	NA	NA	NA	NA	NA
Chromium	18 B	7.6 B	41	17	11	NA	NA	NA	NA	NA	NA
Cyanide, Total	<0.16	<0.14	<0.17	<0.2	0.31 J B	NA	NA	NA	NA	NA	NA
Lead	9.9 B	3.3 B	330	12	69	NA	NA	NA	NA	NA	NA
Mercury	0.042	<0.0053	0.21	<0.0054	0.14	NA	NA	NA	NA	NA	NA
Selenium	0.46 J	<0.29	0.36 J	<0.34	0.51 J	NA	NA	NA	NA	NA	NA
Silver	<0.064	<0.06	0.18 J	<0.072	0.084 J	NA	NA	NA	NA	NA	NA
PCBs											
Aroclor-1242	<0.006	<0.0059	<0.0056	<0.0068	<0.063	33	0.58	<1.2	<0.0065	<0.0061	<0.0064
Aroclor-1248	<0.0072	<0.0071	0.059	<0.0081	1.7	<1.6	<0.039	27	<0.0078	0.09	<0.0077
Aroclor-1254	<0.0039	<0.0039	0.043 B	<0.0045	<0.042	<0.86	<0.021	<0.81	<0.0043	<0.004	<0.0042
Aroclor-1260	<0.0089	<0.0088	<0.0084	<0.01	<0.095	<2	<0.049	<1.8	<0.0097	<0.0092	<0.0096
Total Detected PCBs	ND	ND	0.102	ND	1.7	33	0.58	27	ND	0.09	ND
PCB Homologs											
Dichlorobiphenyl	NA	NA	NA	NA	NA	NA	NA	NA	NA	NA	NA
Heptachlorobiphenyl	NA	NA	NA	NA	NA	NA	NA	NA	NA	NA	NA
Hexachlorobiphenyl	NA	NA	NA	NA	NA	NA	NA	NA	NA	NA	NA
Monochlorobiphenyl	NA	NA	NA	NA	NA	NA	NA	NA	NA	NA	NA
Pentachlorobiphenyl	NA	NA	NA	NA	NA	NA	NA	NA	NA	NA	NA
Tetrachlorobiphenyl	NA	NA	NA	NA	NA	NA	NA	NA	NA	NA	NA
Trichlorobiphenyl	NA	NA	NA	NA	NA	NA	NA	NA	NA	NA	NA
Total Detected PCB Homologs	NA	NA	NA	NA	NA	NA	NA	NA	NA	NA	NA

Footnotes on Page 49.

Table 1-1. Summary of On-Site Analytical Results, Madison-Kipp Corporation, Madison, Wisconsin.

Well/Boring	B-88		B-89		B-90		B-91		B-92		B-93	
	0-2'	2-4'	0-2'	2-4'	0-2'	2-4'	0-2'	2-4'	0-2'	2-4'	0-2'	2-4'
Sample Depth	8/14/12	8/14/12	8/8/12	8/8/12	8/7/12	8/7/12	8/7/12	8/7/12	8/7/12	8/7/12	8/7/12	8/7/12
Sample Date												
VOC												
1,1-Dichloroethene	NA	NA	NA	NA	NA	NA	NA	NA	NA	NA	NA	NA
1,2,3-Trichlorobenzene	NA	NA	NA	NA	NA	NA	NA	NA	NA	NA	NA	NA
1,2,4-Trichlorobenzene	NA	NA	NA	NA	NA	NA	NA	NA	NA	NA	NA	NA
1,2,4-Trimethylbenzene	NA	NA	NA	NA	NA	NA	NA	NA	NA	NA	NA	NA
1,3,5-Trimethylbenzene	NA	NA	NA	NA	NA	NA	NA	NA	NA	NA	NA	NA
Benzene	NA	NA	NA	NA	NA	NA	NA	NA	NA	NA	NA	NA
Carbon tetrachloride	NA	NA	NA	NA	NA	NA	NA	NA	NA	NA	NA	NA
cis-1,2-Dichloroethene	NA	NA	NA	NA	NA	NA	NA	NA	NA	NA	NA	NA
Ethylbenzene	NA	NA	NA	NA	NA	NA	NA	NA	NA	NA	NA	NA
Isopropylbenzene	NA	NA	NA	NA	NA	NA	NA	NA	NA	NA	NA	NA
Naphthalene	NA	NA	NA	NA	NA	NA	NA	NA	NA	NA	NA	NA
n-Butylbenzene	NA	NA	NA	NA	NA	NA	NA	NA	NA	NA	NA	NA
N-Propylbenzene	NA	NA	NA	NA	NA	NA	NA	NA	NA	NA	NA	NA
p-Isopropyltoluene	NA	NA	NA	NA	NA	NA	NA	NA	NA	NA	NA	NA
sec-Butylbenzene	NA	NA	NA	NA	NA	NA	NA	NA	NA	NA	NA	NA
tert-Butylbenzene	NA	NA	NA	NA	NA	NA	NA	NA	NA	NA	NA	NA
Tetrachloroethene	NA	NA	NA	NA	NA	NA	NA	NA	NA	NA	NA	NA
Toluene	NA	NA	NA	NA	NA	NA	NA	NA	NA	NA	NA	NA
trans-1,2-Dichloroethene	NA	NA	NA	NA	NA	NA	NA	NA	NA	NA	NA	NA
Trichloroethene	NA	NA	NA	NA	NA	NA	NA	NA	NA	NA	NA	NA
Vinyl chloride	NA	NA	NA	NA	NA	NA	NA	NA	NA	NA	NA	NA
Xylenes, Total	NA	NA	NA	NA	NA	NA	NA	NA	NA	NA	NA	NA
PAHs												
1-Methylnaphthalene	NA	NA	NA	NA	NA	NA	NA	NA	NA	NA	NA	NA
2-Methylnaphthalene	NA	NA	NA	NA	NA	NA	NA	NA	NA	NA	NA	NA
Acenaphthene	NA	NA	NA	NA	NA	NA	NA	NA	NA	NA	NA	NA
Acenaphthylene	NA	NA	NA	NA	NA	NA	NA	NA	NA	NA	NA	NA
Anthracene	NA	NA	NA	NA	NA	NA	NA	NA	NA	NA	NA	NA
Benzo(a)anthracene	NA	NA	NA	NA	NA	NA	NA	NA	NA	NA	NA	NA
Benzo(a)pyrene	NA	NA	NA	NA	NA	NA	NA	NA	NA	NA	NA	NA
Benzo(b)fluoranthene	NA	NA	NA	NA	NA	NA	NA	NA	NA	NA	NA	NA
Benzo(g,h,i)perylene	NA	NA	NA	NA	NA	NA	NA	NA	NA	NA	NA	NA
Benzo(k)fluoranthene	NA	NA	NA	NA	NA	NA	NA	NA	NA	NA	NA	NA
Chrysene	NA	NA	NA	NA	NA	NA	NA	NA	NA	NA	NA	NA
Dibenz(a,h)anthracene	NA	NA	NA	NA	NA	NA	NA	NA	NA	NA	NA	NA

Footnotes on Page 49.

Table 1-1. Summary of On-Site Analytical Results, Madison-Kipp Corporation, Madison, Wisconsin.

Well/Boring	B-88		B-89		B-90		B-91		B-92		B-93	
	0-2'	2-4'	0-2'	2-4'	0-2'	2-4'	0-2'	2-4'	0-2'	2-4'	0-2'	2-4'
Sample Depth	8/14/12	8/14/12	8/8/12	8/8/12	8/7/12	8/7/12	8/7/12	8/7/12	8/7/12	8/7/12	8/7/12	8/7/12
PAHs (continued)												
Fluoranthene	NA	NA	NA	NA	NA	NA	NA	NA	NA	NA	NA	NA
Fluorene	NA	NA	NA	NA	NA	NA	NA	NA	NA	NA	NA	NA
Indeno(1,2,3-cd)pyrene	NA	NA	NA	NA	NA	NA	NA	NA	NA	NA	NA	NA
Naphthalene	NA	NA	NA	NA	NA	NA	NA	NA	NA	NA	NA	NA
Phenanthrene	NA	NA	NA	NA	NA	NA	NA	NA	NA	NA	NA	NA
Pyrene	NA	NA	NA	NA	NA	NA	NA	NA	NA	NA	NA	NA
Metals												
Arsenic	NA	NA	NA	NA	NA	NA	NA	NA	NA	NA	NA	NA
Barium	NA	NA	NA	NA	NA	NA	NA	NA	NA	NA	NA	NA
Cadmium	NA	NA	NA	NA	NA	NA	NA	NA	NA	NA	NA	NA
Chromium	NA	NA	NA	NA	NA	NA	NA	NA	NA	NA	NA	NA
Cyanide, Total	NA	NA	NA	NA	NA	NA	NA	NA	NA	NA	NA	NA
Lead	NA	NA	NA	NA	NA	NA	NA	NA	NA	NA	NA	NA
Mercury	NA	NA	NA	NA	NA	NA	NA	NA	NA	NA	NA	NA
Selenium	NA	NA	NA	NA	NA	NA	NA	NA	NA	NA	NA	NA
Silver	NA	NA	NA	NA	NA	NA	NA	NA	NA	NA	NA	NA
PCBs												
Aroclor-1242	<0.0067	<0.0066	<0.061	<0.0067	0.37	<0.0066	<0.3	<0.0064	<0.063	<0.0066	<0.13	<0.13
Aroclor-1248	<0.008	<0.008	0.9	<0.008	<0.0076	<0.0079	3.8	<0.0076	<0.076	<0.0079	4.7	2.7
Aroclor-1254	<0.0044	<0.0044	<0.04	<0.0044	<0.0042	<0.0043	<0.2	<0.0042	<0.041	<0.0043	<0.085	<0.084
Aroclor-1260	<0.01	<0.0099	<0.092	<0.01	<0.0095	<0.0099	<0.45	<0.0095	<0.094	<0.0098	<0.19	<0.19
Total Detected PCBs	ND	ND	0.9	ND	0.37	ND	3.8	ND	ND	ND	4.7	2.7
PCB Homologs												
Dichlorobiphenyl	NA	NA	NA	NA	NA	NA	NA	NA	NA	NA	NA	NA
Heptachlorobiphenyl	NA	NA	NA	NA	NA	NA	NA	NA	NA	NA	NA	NA
Hexachlorobiphenyl	NA	NA	NA	NA	NA	NA	NA	NA	NA	NA	NA	NA
Monochlorobiphenyl	NA	NA	NA	NA	NA	NA	NA	NA	NA	NA	NA	NA
Pentachlorobiphenyl	NA	NA	NA	NA	NA	NA	NA	NA	NA	NA	NA	NA
Tetrachlorobiphenyl	NA	NA	NA	NA	NA	NA	NA	NA	NA	NA	NA	NA
Trichlorobiphenyl	NA	NA	NA	NA	NA	NA	NA	NA	NA	NA	NA	NA
Total Detected PCB Homologs	NA	NA	NA	NA	NA	NA	NA	NA	NA	NA	NA	NA

Footnotes on Page 49.

Table 1-1. Summary of On-Site Analytical Results, Madison-Kipp Corporation, Madison, Wisconsin.

Well/Boring	B-94		B-95		B-96		B-97		B-98		B-99	
	0-2'	2-4'	0-2'	2-4'	0-2'	2-4'	0-2'	2-4'	0-2'	2-4'	0-2'	2-4'
Sample Depth	8/13/12	8/13/12	8/7/12	8/7/12	8/14/12	8/14/12	8/7/12	8/7/12	8/14/12	8/14/12	8/6/12	8/6/12
VOC												
1,1-Dichloroethene	NA	NA	NA	NA	NA	NA	NA	NA	NA	NA	NA	NA
1,2,3-Trichlorobenzene	NA	NA	NA	NA	NA	NA	NA	NA	NA	NA	NA	NA
1,2,4-Trichlorobenzene	NA	NA	NA	NA	NA	NA	NA	NA	NA	NA	NA	NA
1,2,4-Trimethylbenzene	NA	NA	NA	NA	NA	NA	NA	NA	NA	NA	NA	NA
1,3,5-Trimethylbenzene	NA	NA	NA	NA	NA	NA	NA	NA	NA	NA	NA	NA
Benzene	NA	NA	NA	NA	NA	NA	NA	NA	NA	NA	NA	NA
Carbon tetrachloride	NA	NA	NA	NA	NA	NA	NA	NA	NA	NA	NA	NA
cis-1,2-Dichloroethene	NA	NA	NA	NA	NA	NA	NA	NA	NA	NA	NA	NA
Ethylbenzene	NA	NA	NA	NA	NA	NA	NA	NA	NA	NA	NA	NA
Isopropylbenzene	NA	NA	NA	NA	NA	NA	NA	NA	NA	NA	NA	NA
Naphthalene	NA	NA	NA	NA	NA	NA	NA	NA	NA	NA	NA	NA
n-Butylbenzene	NA	NA	NA	NA	NA	NA	NA	NA	NA	NA	NA	NA
N-Propylbenzene	NA	NA	NA	NA	NA	NA	NA	NA	NA	NA	NA	NA
p-Isopropyltoluene	NA	NA	NA	NA	NA	NA	NA	NA	NA	NA	NA	NA
sec-Butylbenzene	NA	NA	NA	NA	NA	NA	NA	NA	NA	NA	NA	NA
tert-Butylbenzene	NA	NA	NA	NA	NA	NA	NA	NA	NA	NA	NA	NA
Tetrachloroethene	NA	NA	NA	NA	NA	NA	NA	NA	NA	NA	NA	NA
Toluene	NA	NA	NA	NA	NA	NA	NA	NA	NA	NA	NA	NA
trans-1,2-Dichloroethene	NA	NA	NA	NA	NA	NA	NA	NA	NA	NA	NA	NA
Trichloroethene	NA	NA	NA	NA	NA	NA	NA	NA	NA	NA	NA	NA
Vinyl chloride	NA	NA	NA	NA	NA	NA	NA	NA	NA	NA	NA	NA
Xylenes, Total	NA	NA	NA	NA	NA	NA	NA	NA	NA	NA	NA	NA
PAHs												
1-Methylnaphthalene	NA	NA	NA	NA	NA	NA	NA	NA	NA	NA	NA	NA
2-Methylnaphthalene	NA	NA	NA	NA	NA	NA	NA	NA	NA	NA	NA	NA
Acenaphthene	NA	NA	NA	NA	NA	NA	NA	NA	NA	NA	NA	NA
Acenaphthylene	NA	NA	NA	NA	NA	NA	NA	NA	NA	NA	NA	NA
Anthracene	NA	NA	NA	NA	NA	NA	NA	NA	NA	NA	NA	NA
Benzo(a)anthracene	NA	NA	NA	NA	NA	NA	NA	NA	NA	NA	NA	NA
Benzo(a)pyrene	NA	NA	NA	NA	NA	NA	NA	NA	NA	NA	NA	NA
Benzo(b)fluoranthene	NA	NA	NA	NA	NA	NA	NA	NA	NA	NA	NA	NA
Benzo(g,h,i)perylene	NA	NA	NA	NA	NA	NA	NA	NA	NA	NA	NA	NA
Benzo(k)fluoranthene	NA	NA	NA	NA	NA	NA	NA	NA	NA	NA	NA	NA
Chrysene	NA	NA	NA	NA	NA	NA	NA	NA	NA	NA	NA	NA
Dibenz(a,h)anthracene	NA	NA	NA	NA	NA	NA	NA	NA	NA	NA	NA	NA

Footnotes on Page 49.

Table 1-1. Summary of On-Site Analytical Results, Madison-Kipp Corporation, Madison, Wisconsin.

Well/Boring	B-94		B-95		B-96		B-97		B-98		B-99	
	0-2'	2-4'	0-2'	2-4'	0-2'	2-4'	0-2'	2-4'	0-2'	2-4'	0-2'	2-4'
Sample Depth	0-2'	2-4'	0-2'	2-4'	0-2'	2-4'	0-2'	2-4'	0-2'	2-4'	0-2'	2-4'
Sample Date	8/13/12	8/13/12	8/7/12	8/7/12	8/14/12	8/14/12	8/7/12	8/7/12	8/14/12	8/14/12	8/6/12	8/6/12
PAHs (continued)												
Fluoranthene	NA	NA	NA	NA	NA	NA	NA	NA	NA	NA	NA	NA
Fluorene	NA	NA	NA	NA	NA	NA	NA	NA	NA	NA	NA	NA
Indeno(1,2,3-cd)pyrene	NA	NA	NA	NA	NA	NA	NA	NA	NA	NA	NA	NA
Naphthalene	NA	NA	NA	NA	NA	NA	NA	NA	NA	NA	NA	NA
Phenanthrene	NA	NA	NA	NA	NA	NA	NA	NA	NA	NA	NA	NA
Pyrene	NA	NA	NA	NA	NA	NA	NA	NA	NA	NA	NA	NA
Metals												
Arsenic	NA	NA	NA	NA	NA	NA	NA	NA	NA	NA	NA	NA
Barium	NA	NA	NA	NA	NA	NA	NA	NA	NA	NA	NA	NA
Cadmium	NA	NA	NA	NA	NA	NA	NA	NA	NA	NA	NA	NA
Chromium	NA	NA	NA	NA	NA	NA	NA	NA	NA	NA	NA	NA
Cyanide, Total	NA	NA	NA	NA	NA	NA	NA	NA	NA	NA	NA	NA
Lead	NA	NA	NA	NA	NA	NA	NA	NA	NA	NA	NA	NA
Mercury	NA	NA	NA	NA	NA	NA	NA	NA	NA	NA	NA	NA
Selenium	NA	NA	NA	NA	NA	NA	NA	NA	NA	NA	NA	NA
Silver	NA	NA	NA	NA	NA	NA	NA	NA	NA	NA	NA	NA
PCBs												
Aroclor-1242	<0.0054	<0.0061	<0.056	<0.0055	<0.0065	<0.0061	<0.012	<0.0063	<0.058	<0.0055	<0.0054	<0.0053
Aroclor-1248	0.054	0.19	1.4	0.038	<0.0078	<0.0074	<0.014	<0.0076	0.85	0.2	0.18	0.037
Aroclor-1254	<0.0036	<0.004	<0.037	<0.0036	<0.0043	<0.004	0.5	<0.0041	<0.038	<0.0036	<0.0035	<0.0035
Aroclor-1260	<0.0081	<0.0091	<0.083	<0.0082	<0.0097	<0.0092	<0.018	<0.0094	<0.086	<0.0082	<0.008	<0.008
Total Detected PCBs	0.054	0.19	1.4	0.038	ND	ND	0.5	ND	0.85	0.2	0.18	0.037
PCB Homologs												
Dichlorobiphenyl	NA	NA	NA	NA	NA	NA	NA	NA	NA	NA	NA	NA
Heptachlorobiphenyl	NA	NA	NA	NA	NA	NA	NA	NA	NA	NA	NA	NA
Hexachlorobiphenyl	NA	NA	NA	NA	NA	NA	NA	NA	NA	NA	NA	NA
Monochlorobiphenyl	NA	NA	NA	NA	NA	NA	NA	NA	NA	NA	NA	NA
Pentachlorobiphenyl	NA	NA	NA	NA	NA	NA	NA	NA	NA	NA	NA	NA
Tetrachlorobiphenyl	NA	NA	NA	NA	NA	NA	NA	NA	NA	NA	NA	NA
Trichlorobiphenyl	NA	NA	NA	NA	NA	NA	NA	NA	NA	NA	NA	NA
Total Detected PCB Homologs	NA	NA	NA	NA	NA	NA	NA	NA	NA	NA	NA	NA

Footnotes on Page 49.

Table 1-1. Summary of On-Site Analytical Results, Madison-Kipp Corporation, Madison, Wisconsin.

Well/Boring	B-100		B-101		B-102		B-103		B-104		B-105	
	0-2'	2-4'	0-2'	2-4'	0-2'	2-4'	0-2'	2-4'	0-2'	2-4'	0-2'	2-4'
Sample Depth	8/6/12	8/6/12	8/7/12	8/7/12	8/6/12	8/6/12	8/6/12	8/6/12	8/7/12	8/7/12	8/7/12	8/7/12
Sample Date												
VOC												
1,1-Dichloroethene	NA	NA	NA	NA	NA	NA	NA	NA	NA	NA	NA	NA
1,2,3-Trichlorobenzene	NA	NA	NA	NA	NA	NA	NA	NA	NA	NA	NA	NA
1,2,4-Trichlorobenzene	NA	NA	NA	NA	NA	NA	NA	NA	NA	NA	NA	NA
1,2,4-Trimethylbenzene	NA	NA	NA	NA	NA	NA	NA	NA	NA	NA	NA	NA
1,3,5-Trimethylbenzene	NA	NA	NA	NA	NA	NA	NA	NA	NA	NA	NA	NA
Benzene	NA	NA	NA	NA	NA	NA	NA	NA	NA	NA	NA	NA
Carbon tetrachloride	NA	NA	NA	NA	NA	NA	NA	NA	NA	NA	NA	NA
cis-1,2-Dichloroethene	NA	NA	NA	NA	NA	NA	NA	NA	NA	NA	NA	NA
Ethylbenzene	NA	NA	NA	NA	NA	NA	NA	NA	NA	NA	NA	NA
Isopropylbenzene	NA	NA	NA	NA	NA	NA	NA	NA	NA	NA	NA	NA
Naphthalene	NA	NA	NA	NA	NA	NA	NA	NA	NA	NA	NA	NA
n-Butylbenzene	NA	NA	NA	NA	NA	NA	NA	NA	NA	NA	NA	NA
N-Propylbenzene	NA	NA	NA	NA	NA	NA	NA	NA	NA	NA	NA	NA
p-Isopropyltoluene	NA	NA	NA	NA	NA	NA	NA	NA	NA	NA	NA	NA
sec-Butylbenzene	NA	NA	NA	NA	NA	NA	NA	NA	NA	NA	NA	NA
tert-Butylbenzene	NA	NA	NA	NA	NA	NA	NA	NA	NA	NA	NA	NA
Tetrachloroethene	NA	NA	NA	NA	NA	NA	NA	NA	NA	NA	NA	NA
Toluene	NA	NA	NA	NA	NA	NA	NA	NA	NA	NA	NA	NA
trans-1,2-Dichloroethene	NA	NA	NA	NA	NA	NA	NA	NA	NA	NA	NA	NA
Trichloroethene	NA	NA	NA	NA	NA	NA	NA	NA	NA	NA	NA	NA
Vinyl chloride	NA	NA	NA	NA	NA	NA	NA	NA	NA	NA	NA	NA
Xylenes, Total	NA	NA	NA	NA	NA	NA	NA	NA	NA	NA	NA	NA
PAHs												
1-Methylnaphthalene	NA	NA	NA	NA	NA	NA	NA	NA	NA	NA	NA	NA
2-Methylnaphthalene	NA	NA	NA	NA	NA	NA	NA	NA	NA	NA	NA	NA
Acenaphthene	NA	NA	NA	NA	NA	NA	NA	NA	NA	NA	NA	NA
Acenaphthylene	NA	NA	NA	NA	NA	NA	NA	NA	NA	NA	NA	NA
Anthracene	NA	NA	NA	NA	NA	NA	NA	NA	NA	NA	NA	NA
Benzo(a)anthracene	NA	NA	NA	NA	NA	NA	NA	NA	NA	NA	NA	NA
Benzo(a)pyrene	NA	NA	NA	NA	NA	NA	NA	NA	NA	NA	NA	NA
Benzo(b)fluoranthene	NA	NA	NA	NA	NA	NA	NA	NA	NA	NA	NA	NA
Benzo(g,h,i)perylene	NA	NA	NA	NA	NA	NA	NA	NA	NA	NA	NA	NA
Benzo(k)fluoranthene	NA	NA	NA	NA	NA	NA	NA	NA	NA	NA	NA	NA
Chrysene	NA	NA	NA	NA	NA	NA	NA	NA	NA	NA	NA	NA
Dibenz(a,h)anthracene	NA	NA	NA	NA	NA	NA	NA	NA	NA	NA	NA	NA

Footnotes on Page 49.

Table 1-1. Summary of On-Site Analytical Results, Madison-Kipp Corporation, Madison, Wisconsin.

Well/Boring	B-100		B-101		B-102		B-103		B-104		B-105	
	0-2'	2-4'	0-2'	2-4'	0-2'	2-4'	0-2'	2-4'	0-2'	2-4'	0-2'	2-4'
Sample Depth	8/6/12	8/6/12	8/7/12	8/7/12	8/6/12	8/6/12	8/6/12	8/6/12	8/7/12	8/7/12	8/7/12	8/7/12
PAHs (continued)												
Fluoranthene	NA	NA	NA	NA	NA	NA	NA	NA	NA	NA	NA	NA
Fluorene	NA	NA	NA	NA	NA	NA	NA	NA	NA	NA	NA	NA
Indeno(1,2,3-cd)pyrene	NA	NA	NA	NA	NA	NA	NA	NA	NA	NA	NA	NA
Naphthalene	NA	NA	NA	NA	NA	NA	NA	NA	NA	NA	NA	NA
Phenanthrene	NA	NA	NA	NA	NA	NA	NA	NA	NA	NA	NA	NA
Pyrene	NA	NA	NA	NA	NA	NA	NA	NA	NA	NA	NA	NA
Metals												
Arsenic	NA	NA	NA	NA	NA	NA	NA	NA	NA	NA	NA	NA
Barium	NA	NA	NA	NA	NA	NA	NA	NA	NA	NA	NA	NA
Cadmium	NA	NA	NA	NA	NA	NA	NA	NA	NA	NA	NA	NA
Chromium	NA	NA	NA	NA	NA	NA	NA	NA	NA	NA	NA	NA
Cyanide, Total	NA	NA	NA	NA	NA	NA	NA	NA	NA	NA	NA	NA
Lead	NA	NA	NA	NA	NA	NA	NA	NA	NA	NA	NA	NA
Mercury	NA	NA	NA	NA	NA	NA	NA	NA	NA	NA	NA	NA
Selenium	NA	NA	NA	NA	NA	NA	NA	NA	NA	NA	NA	NA
Silver	NA	NA	NA	NA	NA	NA	NA	NA	NA	NA	NA	NA
PCBs												
Aroclor-1242	<1.1	<0.0059	2,000	5.8	<0.13	<0.0064	<0.032	<0.0065	<0.0064	<0.0061	<0.031	<0.0061
Aroclor-1248	13	0.11	<140	<0.15	0.42	<0.0077	<0.038	<0.0078	<0.0077	<0.0074	<0.037	<0.0074
Aroclor-1254	<0.73	<0.0039	<78	<0.084	0.25 J	<0.0042	0.23	0.038	0.15	<0.004	<0.02	0.022
Aroclor-1260	<1.7	<0.0088	<180	<0.19	<0.19	<0.0096	<0.047	<0.0097	<0.0096	<0.0092	<0.046	<0.0092
Total Detected PCBs	13	0.11	2,000	5.8	0.67	ND	0.23	0.038	0.15	ND	ND	0.022
PCB Homologs												
Dichlorobiphenyl	NA	NA	NA	NA	NA	NA	NA	NA	NA	NA	NA	NA
Heptachlorobiphenyl	NA	NA	NA	NA	NA	NA	NA	NA	NA	NA	NA	NA
Hexachlorobiphenyl	NA	NA	NA	NA	NA	NA	NA	NA	NA	NA	NA	NA
Monochlorobiphenyl	NA	NA	NA	NA	NA	NA	NA	NA	NA	NA	NA	NA
Pentachlorobiphenyl	NA	NA	NA	NA	NA	NA	NA	NA	NA	NA	NA	NA
Tetrachlorobiphenyl	NA	NA	NA	NA	NA	NA	NA	NA	NA	NA	NA	NA
Trichlorobiphenyl	NA	NA	NA	NA	NA	NA	NA	NA	NA	NA	NA	NA
Total Detected PCB Homologs	NA	NA	NA	NA	NA	NA	NA	NA	NA	NA	NA	NA

Footnotes on Page 49.

Table 1-1. Summary of On-Site Analytical Results, Madison-Kipp Corporation, Madison, Wisconsin.

Well/Boring	B-106		B-107		B-108		B-109		B-110		B-111	
	0-2'	2-4'	0-2'	2-4'	0-2'	2-4'	0-2'	2-4'	0-2'	2-4'	0-2'	2-4'
Sample Depth	8/7/12	8/7/12	8/7/12	8/7/12	8/8/12	8/8/12	8/8/12	8/8/12	8/8/12	8/8/12	8/8/12	8/8/12
Sample Date												
VOC												
1,1-Dichloroethene	NA	NA	NA	NA	NA	NA	NA	NA	NA	NA	NA	NA
1,2,3-Trichlorobenzene	NA	NA	NA	NA	NA	NA	NA	NA	NA	NA	NA	NA
1,2,4-Trichlorobenzene	NA	NA	NA	NA	NA	NA	NA	NA	NA	NA	NA	NA
1,2,4-Trimethylbenzene	NA	NA	NA	NA	NA	NA	NA	NA	NA	NA	NA	NA
1,3,5-Trimethylbenzene	NA	NA	NA	NA	NA	NA	NA	NA	NA	NA	NA	NA
Benzene	NA	NA	NA	NA	NA	NA	NA	NA	NA	NA	NA	NA
Carbon tetrachloride	NA	NA	NA	NA	NA	NA	NA	NA	NA	NA	NA	NA
cis-1,2-Dichloroethene	NA	NA	NA	NA	NA	NA	NA	NA	NA	NA	NA	NA
Ethylbenzene	NA	NA	NA	NA	NA	NA	NA	NA	NA	NA	NA	NA
Isopropylbenzene	NA	NA	NA	NA	NA	NA	NA	NA	NA	NA	NA	NA
Naphthalene	NA	NA	NA	NA	NA	NA	NA	NA	NA	NA	NA	NA
n-Butylbenzene	NA	NA	NA	NA	NA	NA	NA	NA	NA	NA	NA	NA
N-Propylbenzene	NA	NA	NA	NA	NA	NA	NA	NA	NA	NA	NA	NA
p-Isopropyltoluene	NA	NA	NA	NA	NA	NA	NA	NA	NA	NA	NA	NA
sec-Butylbenzene	NA	NA	NA	NA	NA	NA	NA	NA	NA	NA	NA	NA
tert-Butylbenzene	NA	NA	NA	NA	NA	NA	NA	NA	NA	NA	NA	NA
Tetrachloroethene	NA	NA	NA	NA	NA	NA	NA	NA	NA	NA	NA	NA
Toluene	NA	NA	NA	NA	NA	NA	NA	NA	NA	NA	NA	NA
trans-1,2-Dichloroethene	NA	NA	NA	NA	NA	NA	NA	NA	NA	NA	NA	NA
Trichloroethene	NA	NA	NA	NA	NA	NA	NA	NA	NA	NA	NA	NA
Vinyl chloride	NA	NA	NA	NA	NA	NA	NA	NA	NA	NA	NA	NA
Xylenes, Total	NA	NA	NA	NA	NA	NA	NA	NA	NA	NA	NA	NA
PAHs												
1-Methylnaphthalene	NA	NA	NA	NA	NA	NA	NA	NA	NA	NA	NA	NA
2-Methylnaphthalene	NA	NA	NA	NA	NA	NA	NA	NA	NA	NA	NA	NA
Acenaphthene	NA	NA	NA	NA	NA	NA	NA	NA	NA	NA	NA	NA
Acenaphthylene	NA	NA	NA	NA	NA	NA	NA	NA	NA	NA	NA	NA
Anthracene	NA	NA	NA	NA	NA	NA	NA	NA	NA	NA	NA	NA
Benzo(a)anthracene	NA	NA	NA	NA	NA	NA	NA	NA	NA	NA	NA	NA
Benzo(a)pyrene	NA	NA	NA	NA	NA	NA	NA	NA	NA	NA	NA	NA
Benzo(b)fluoranthene	NA	NA	NA	NA	NA	NA	NA	NA	NA	NA	NA	NA
Benzo(g,h,i)perylene	NA	NA	NA	NA	NA	NA	NA	NA	NA	NA	NA	NA
Benzo(k)fluoranthene	NA	NA	NA	NA	NA	NA	NA	NA	NA	NA	NA	NA
Chrysene	NA	NA	NA	NA	NA	NA	NA	NA	NA	NA	NA	NA
Dibenz(a,h)anthracene	NA	NA	NA	NA	NA	NA	NA	NA	NA	NA	NA	NA

Footnotes on Page 49.

Table 1-1. Summary of On-Site Analytical Results, Madison-Kipp Corporation, Madison, Wisconsin.

Well/Boring	B-106		B-107		B-108		B-109		B-110		B-111	
	0-2'	2-4'	0-2'	2-4'	0-2'	2-4'	0-2'	2-4'	0-2'	2-4'	0-2'	2-4'
Sample Depth	0-2'	2-4'	0-2'	2-4'	0-2'	2-4'	0-2'	2-4'	0-2'	2-4'	0-2'	2-4'
Sample Date	8/7/12	8/7/12	8/7/12	8/7/12	8/8/12	8/8/12	8/8/12	8/8/12	8/8/12	8/8/12	8/8/12	8/8/12
PAHs (continued)												
Fluoranthene	NA	NA	NA	NA	NA	NA	NA	NA	NA	NA	NA	NA
Fluorene	NA	NA	NA	NA	NA	NA	NA	NA	NA	NA	NA	NA
Indeno(1,2,3-cd)pyrene	NA	NA	NA	NA	NA	NA	NA	NA	NA	NA	NA	NA
Naphthalene	NA	NA	NA	NA	NA	NA	NA	NA	NA	NA	NA	NA
Phenanthrene	NA	NA	NA	NA	NA	NA	NA	NA	NA	NA	NA	NA
Pyrene	NA	NA	NA	NA	NA	NA	NA	NA	NA	NA	NA	NA
Metals												
Arsenic	NA	NA	NA	NA	NA	NA	NA	NA	NA	NA	NA	NA
Barium	NA	NA	NA	NA	NA	NA	NA	NA	NA	NA	NA	NA
Cadmium	NA	NA	NA	NA	NA	NA	NA	NA	NA	NA	NA	NA
Chromium	NA	NA	NA	NA	NA	NA	NA	NA	NA	NA	NA	NA
Cyanide, Total	NA	NA	NA	NA	NA	NA	NA	NA	NA	NA	NA	NA
Lead	NA	NA	NA	NA	NA	NA	NA	NA	NA	NA	NA	NA
Mercury	NA	NA	NA	NA	NA	NA	NA	NA	NA	NA	NA	NA
Selenium	NA	NA	NA	NA	NA	NA	NA	NA	NA	NA	NA	NA
Silver	NA	NA	NA	NA	NA	NA	NA	NA	NA	NA	NA	NA
PCBs												
Aroclor-1242	<0.032	<0.032	<0.0061	<0.0064	<0.0062	<0.0062	<0.0061	<0.0061	<0.0062	<0.006	<0.006	<0.0059
Aroclor-1248	<0.038	<0.038	<0.0073	<0.0077	<0.0075	<0.0074	<0.0074	<0.0073	<0.0074	<0.0072	<0.0073	<0.0071
Aroclor-1254	<0.021	<0.021	0.017 J	<0.0042	0.056	<0.0041	0.061	<0.004	0.13	0.025	0.12	0.015 J
Aroclor-1260	<0.048	<0.048	<0.0091	<0.0095	<0.0093	<0.0092	<0.0092	<0.0091	<0.0093	<0.009	<0.009	<0.0088
Total Detected PCBs	ND	ND	0.017	ND	0.056	ND	0.061	ND	0.13	0.025	0.12	0.015
PCB Homologs												
Dichlorobiphenyl	NA	NA	NA	NA	NA	NA	NA	NA	NA	NA	NA	NA
Heptachlorobiphenyl	NA	NA	NA	NA	NA	NA	NA	NA	NA	NA	NA	NA
Hexachlorobiphenyl	NA	NA	NA	NA	NA	NA	NA	NA	NA	NA	NA	NA
Monochlorobiphenyl	NA	NA	NA	NA	NA	NA	NA	NA	NA	NA	NA	NA
Pentachlorobiphenyl	NA	NA	NA	NA	NA	NA	NA	NA	NA	NA	NA	NA
Tetrachlorobiphenyl	NA	NA	NA	NA	NA	NA	NA	NA	NA	NA	NA	NA
Trichlorobiphenyl	NA	NA	NA	NA	NA	NA	NA	NA	NA	NA	NA	NA
Total Detected PCB Homologs	NA	NA	NA	NA	NA	NA	NA	NA	NA	NA	NA	NA

Footnotes on Page 49.

Table 1-1. Summary of On-Site Analytical Results, Madison-Kipp Corporation, Madison, Wisconsin.

Well/Boring	B-112		B-113		B-114		B-115		B-116		B-117	
	0-2'	2-4'	0-2'	2-4'	0-2'	2-4'	0-2'	2-4'	0-2'	2-4'	0-2'	2-4'
Sample Depth	8/8/12	8/8/12	8/8/12	8/8/12	8/8/12	8/8/12	8/8/12	8/8/12	8/8/12	8/8/12	8/8/12	8/8/12
Sample Date												
VOC												
1,1-Dichloroethene	NA	NA	NA	NA	NA	NA	NA	NA	NA	NA	NA	NA
1,2,3-Trichlorobenzene	NA	NA	NA	NA	NA	NA	NA	NA	NA	NA	NA	NA
1,2,4-Trichlorobenzene	NA	NA	NA	NA	NA	NA	NA	NA	NA	NA	NA	NA
1,2,4-Trimethylbenzene	NA	NA	NA	NA	NA	NA	NA	NA	NA	NA	NA	NA
1,3,5-Trimethylbenzene	NA	NA	NA	NA	NA	NA	NA	NA	NA	NA	NA	NA
Benzene	NA	NA	NA	NA	NA	NA	NA	NA	NA	NA	NA	NA
Carbon tetrachloride	NA	NA	NA	NA	NA	NA	NA	NA	NA	NA	NA	NA
cis-1,2-Dichloroethene	NA	NA	NA	NA	NA	NA	NA	NA	NA	NA	NA	NA
Ethylbenzene	NA	NA	NA	NA	NA	NA	NA	NA	NA	NA	NA	NA
Isopropylbenzene	NA	NA	NA	NA	NA	NA	NA	NA	NA	NA	NA	NA
Naphthalene	NA	NA	NA	NA	NA	NA	NA	NA	NA	NA	NA	NA
n-Butylbenzene	NA	NA	NA	NA	NA	NA	NA	NA	NA	NA	NA	NA
N-Propylbenzene	NA	NA	NA	NA	NA	NA	NA	NA	NA	NA	NA	NA
p-Isopropyltoluene	NA	NA	NA	NA	NA	NA	NA	NA	NA	NA	NA	NA
sec-Butylbenzene	NA	NA	NA	NA	NA	NA	NA	NA	NA	NA	NA	NA
tert-Butylbenzene	NA	NA	NA	NA	NA	NA	NA	NA	NA	NA	NA	NA
Tetrachloroethene	NA	NA	NA	NA	NA	NA	NA	NA	NA	NA	NA	NA
Toluene	NA	NA	NA	NA	NA	NA	NA	NA	NA	NA	NA	NA
trans-1,2-Dichloroethene	NA	NA	NA	NA	NA	NA	NA	NA	NA	NA	NA	NA
Trichloroethene	NA	NA	NA	NA	NA	NA	NA	NA	NA	NA	NA	NA
Vinyl chloride	NA	NA	NA	NA	NA	NA	NA	NA	NA	NA	NA	NA
Xylenes, Total	NA	NA	NA	NA	NA	NA	NA	NA	NA	NA	NA	NA
PAHs												
1-Methylnaphthalene	NA	NA	NA	NA	NA	NA	NA	NA	NA	NA	NA	NA
2-Methylnaphthalene	NA	NA	NA	NA	NA	NA	NA	NA	NA	NA	NA	NA
Acenaphthene	NA	NA	NA	NA	NA	NA	NA	NA	NA	NA	NA	NA
Acenaphthylene	NA	NA	NA	NA	NA	NA	NA	NA	NA	NA	NA	NA
Anthracene	NA	NA	NA	NA	NA	NA	NA	NA	NA	NA	NA	NA
Benzo(a)anthracene	NA	NA	NA	NA	NA	NA	NA	NA	NA	NA	NA	NA
Benzo(a)pyrene	NA	NA	NA	NA	NA	NA	NA	NA	NA	NA	NA	NA
Benzo(b)fluoranthene	NA	NA	NA	NA	NA	NA	NA	NA	NA	NA	NA	NA
Benzo(g,h,i)perylene	NA	NA	NA	NA	NA	NA	NA	NA	NA	NA	NA	NA
Benzo(k)fluoranthene	NA	NA	NA	NA	NA	NA	NA	NA	NA	NA	NA	NA
Chrysene	NA	NA	NA	NA	NA	NA	NA	NA	NA	NA	NA	NA
Dibenz(a,h)anthracene	NA	NA	NA	NA	NA	NA	NA	NA	NA	NA	NA	NA

Footnotes on Page 49.

Table 1-1. Summary of On-Site Analytical Results, Madison-Kipp Corporation, Madison, Wisconsin.

Well/Boring	B-112		B-113		B-114		B-115		B-116		B-117	
	0-2'	2-4'	0-2'	2-4'	0-2'	2-4'	0-2'	2-4'	0-2'	2-4'	0-2'	2-4'
Sample Depth												
Sample Date	8/8/12	8/8/12	8/8/12	8/8/12	8/8/12	8/8/12	8/8/12	8/8/12	8/8/12	8/8/12	8/8/12	8/8/12
PAHs (continued)												
Fluoranthene	NA	NA	NA	NA	NA	NA	NA	NA	NA	NA	NA	NA
Fluorene	NA	NA	NA	NA	NA	NA	NA	NA	NA	NA	NA	NA
Indeno(1,2,3-cd)pyrene	NA	NA	NA	NA	NA	NA	NA	NA	NA	NA	NA	NA
Naphthalene	NA	NA	NA	NA	NA	NA	NA	NA	NA	NA	NA	NA
Phenanthrene	NA	NA	NA	NA	NA	NA	NA	NA	NA	NA	NA	NA
Pyrene	NA	NA	NA	NA	NA	NA	NA	NA	NA	NA	NA	NA
Metals												
Arsenic	NA	NA	NA	NA	NA	NA	NA	NA	NA	NA	NA	NA
Barium	NA	NA	NA	NA	NA	NA	NA	NA	NA	NA	NA	NA
Cadmium	NA	NA	NA	NA	NA	NA	NA	NA	NA	NA	NA	NA
Chromium	NA	NA	NA	NA	NA	NA	NA	NA	NA	NA	NA	NA
Cyanide, Total	NA	NA	NA	NA	NA	NA	NA	NA	NA	NA	NA	NA
Lead	NA	NA	NA	NA	NA	NA	NA	NA	NA	NA	NA	NA
Mercury	NA	NA	NA	NA	NA	NA	NA	NA	NA	NA	NA	NA
Selenium	NA	NA	NA	NA	NA	NA	NA	NA	NA	NA	NA	NA
Silver	NA	NA	NA	NA	NA	NA	NA	NA	NA	NA	NA	NA
PCBs												
Aroclor-1242	<0.006	<0.0063	<0.12	<0.006	<0.006	<0.0063	<0.0058	<0.0062	<0.006	<0.0062	<0.06	<0.0059
Aroclor-1248	<0.0072	<0.0076	<0.14	<0.0072	<0.0072	<0.0075	<0.007	<0.0074	<0.0072	<0.0074	<0.072	<0.0071
Aroclor-1254	0.088	0.021	<0.079	<0.0039	0.14	<0.0041	0.14	<0.0041	0.13	0.046	0.6	0.065
Aroclor-1260	<0.009	<0.0094	<0.18	<0.009	0.1	<0.0094	<0.0087	<0.0093	<0.009	<0.0092	<0.09	<0.0088
Total Detected PCBs	0.088	0.021	ND	ND	0.24	ND	0.14	ND	0.13	0.046	0.6	0.065
PCB Homologs												
Dichlorobiphenyl	NA	NA	NA	NA	NA	NA	NA	NA	NA	NA	NA	NA
Heptachlorobiphenyl	NA	NA	NA	NA	NA	NA	NA	NA	NA	NA	NA	NA
Hexachlorobiphenyl	NA	NA	NA	NA	NA	NA	NA	NA	NA	NA	NA	NA
Monochlorobiphenyl	NA	NA	NA	NA	NA	NA	NA	NA	NA	NA	NA	NA
Pentachlorobiphenyl	NA	NA	NA	NA	NA	NA	NA	NA	NA	NA	NA	NA
Tetrachlorobiphenyl	NA	NA	NA	NA	NA	NA	NA	NA	NA	NA	NA	NA
Trichlorobiphenyl	NA	NA	NA	NA	NA	NA	NA	NA	NA	NA	NA	NA
Total Detected PCB Homologs	NA	NA	NA	NA	NA	NA	NA	NA	NA	NA	NA	NA

Footnotes on Page 49.

Table 1-1. Summary of On-Site Analytical Results, Madison-Kipp Corporation, Madison, Wisconsin.

Well/Boring	B-118		B-119		B-120		B-121		B-122		B-123	
	0-2'	2-4'	0-2'	2-4'	0-2'	2-4'	0-2'	2-4'	0-2'	2-4'	0-2'	2-4'
Sample Depth	8/8/12	8/8/12	8/8/12	8/8/12	8/8/12	8/8/12	8/9/12	8/9/12	8/9/12	8/9/12	8/9/12	8/9/12
Sample Date												
VOC												
1,1-Dichloroethene	NA	NA	NA	NA	NA	NA	NA	NA	NA	NA	NA	NA
1,2,3-Trichlorobenzene	NA	NA	NA	NA	NA	NA	NA	NA	NA	NA	NA	NA
1,2,4-Trichlorobenzene	NA	NA	NA	NA	NA	NA	NA	NA	NA	NA	NA	NA
1,2,4-Trimethylbenzene	NA	NA	NA	NA	NA	NA	NA	NA	NA	NA	NA	NA
1,3,5-Trimethylbenzene	NA	NA	NA	NA	NA	NA	NA	NA	NA	NA	NA	NA
Benzene	NA	NA	NA	NA	NA	NA	NA	NA	NA	NA	NA	NA
Carbon tetrachloride	NA	NA	NA	NA	NA	NA	NA	NA	NA	NA	NA	NA
cis-1,2-Dichloroethene	NA	NA	NA	NA	NA	NA	NA	NA	NA	NA	NA	NA
Ethylbenzene	NA	NA	NA	NA	NA	NA	NA	NA	NA	NA	NA	NA
Isopropylbenzene	NA	NA	NA	NA	NA	NA	NA	NA	NA	NA	NA	NA
Naphthalene	NA	NA	NA	NA	NA	NA	NA	NA	NA	NA	NA	NA
n-Butylbenzene	NA	NA	NA	NA	NA	NA	NA	NA	NA	NA	NA	NA
N-Propylbenzene	NA	NA	NA	NA	NA	NA	NA	NA	NA	NA	NA	NA
p-Isopropyltoluene	NA	NA	NA	NA	NA	NA	NA	NA	NA	NA	NA	NA
sec-Butylbenzene	NA	NA	NA	NA	NA	NA	NA	NA	NA	NA	NA	NA
tert-Butylbenzene	NA	NA	NA	NA	NA	NA	NA	NA	NA	NA	NA	NA
Tetrachloroethene	NA	NA	NA	NA	NA	NA	NA	NA	NA	NA	NA	NA
Toluene	NA	NA	NA	NA	NA	NA	NA	NA	NA	NA	NA	NA
trans-1,2-Dichloroethene	NA	NA	NA	NA	NA	NA	NA	NA	NA	NA	NA	NA
Trichloroethene	NA	NA	NA	NA	NA	NA	NA	NA	NA	NA	NA	NA
Vinyl chloride	NA	NA	NA	NA	NA	NA	NA	NA	NA	NA	NA	NA
Xylenes, Total	NA	NA	NA	NA	NA	NA	NA	NA	NA	NA	NA	NA
PAHs												
1-Methylnaphthalene	NA	NA	NA	NA	NA	NA	NA	NA	NA	NA	NA	NA
2-Methylnaphthalene	NA	NA	NA	NA	NA	NA	NA	NA	NA	NA	NA	NA
Acenaphthene	NA	NA	NA	NA	NA	NA	NA	NA	NA	NA	NA	NA
Acenaphthylene	NA	NA	NA	NA	NA	NA	NA	NA	NA	NA	NA	NA
Anthracene	NA	NA	NA	NA	NA	NA	NA	NA	NA	NA	NA	NA
Benzo(a)anthracene	NA	NA	NA	NA	NA	NA	NA	NA	NA	NA	NA	NA
Benzo(a)pyrene	NA	NA	NA	NA	NA	NA	NA	NA	NA	NA	NA	NA
Benzo(b)fluoranthene	NA	NA	NA	NA	NA	NA	NA	NA	NA	NA	NA	NA
Benzo(g,h,i)perylene	NA	NA	NA	NA	NA	NA	NA	NA	NA	NA	NA	NA
Benzo(k)fluoranthene	NA	NA	NA	NA	NA	NA	NA	NA	NA	NA	NA	NA
Chrysene	NA	NA	NA	NA	NA	NA	NA	NA	NA	NA	NA	NA
Dibenz(a,h)anthracene	NA	NA	NA	NA	NA	NA	NA	NA	NA	NA	NA	NA

Footnotes on Page 49.

Table 1-1. Summary of On-Site Analytical Results, Madison-Kipp Corporation, Madison, Wisconsin.

Well/Boring	B-118		B-119		B-120		B-121		B-122		B-123	
	0-2'	2-4'	0-2'	2-4'	0-2'	2-4'	0-2'	2-4'	0-2'	2-4'	0-2'	2-4'
Sample Depth	0-2'	2-4'	0-2'	2-4'	0-2'	2-4'	0-2'	2-4'	0-2'	2-4'	0-2'	2-4'
Sample Date	8/8/12	8/8/12	8/8/12	8/8/12	8/8/12	8/8/12	8/9/12	8/9/12	8/9/12	8/9/12	8/9/12	8/9/12
PAHs (continued)												
Fluoranthene	NA	NA	NA	NA	NA	NA	NA	NA	NA	NA	NA	NA
Fluorene	NA	NA	NA	NA	NA	NA	NA	NA	NA	NA	NA	NA
Indeno(1,2,3-cd)pyrene	NA	NA	NA	NA	NA	NA	NA	NA	NA	NA	NA	NA
Naphthalene	NA	NA	NA	NA	NA	NA	NA	NA	NA	NA	NA	NA
Phenanthrene	NA	NA	NA	NA	NA	NA	NA	NA	NA	NA	NA	NA
Pyrene	NA	NA	NA	NA	NA	NA	NA	NA	NA	NA	NA	NA
Metals												
Arsenic	NA	NA	NA	NA	NA	NA	NA	NA	NA	NA	NA	NA
Barium	NA	NA	NA	NA	NA	NA	NA	NA	NA	NA	NA	NA
Cadmium	NA	NA	NA	NA	NA	NA	NA	NA	NA	NA	NA	NA
Chromium	NA	NA	NA	NA	NA	NA	NA	NA	NA	NA	NA	NA
Cyanide, Total	NA	NA	NA	NA	NA	NA	NA	NA	NA	NA	NA	NA
Lead	NA	NA	NA	NA	NA	NA	NA	NA	NA	NA	NA	NA
Mercury	NA	NA	NA	NA	NA	NA	NA	NA	NA	NA	NA	NA
Selenium	NA	NA	NA	NA	NA	NA	NA	NA	NA	NA	NA	NA
Silver	NA	NA	NA	NA	NA	NA	NA	NA	NA	NA	NA	NA
PCBs												
Aroclor-1242	<0.031	<0.027	<0.029	<0.0062	<0.0059	<0.0058	<0.03	<0.031	<0.006	0.11	<0.0059	<0.0064
Aroclor-1248	0.62	0.47	<0.035	<0.0074	0.23	0.19	0.63	0.93	<0.0072	<0.0073	<0.0071	<0.0076
Aroclor-1254	<0.02	<0.018	0.44	0.027	<0.0039	<0.0038	<0.02	<0.02	0.11	0.03	0.11	<0.0042
Aroclor-1260	<0.046	<0.041	<0.044	<0.0093	<0.0088	<0.0086	<0.044	<0.046	<0.009	<0.0091	<0.0088	<0.0095
Total Detected PCBs	0.62	0.47	0.44	0.027	0.23	0.19	0.63	0.93	0.11	0.14	0.11	ND
PCB Homologs												
Dichlorobiphenyl	NA	NA	NA	NA	NA	NA	NA	NA	NA	NA	NA	NA
Heptachlorobiphenyl	NA	NA	NA	NA	NA	NA	NA	NA	NA	NA	NA	NA
Hexachlorobiphenyl	NA	NA	NA	NA	NA	NA	NA	NA	NA	NA	NA	NA
Monochlorobiphenyl	NA	NA	NA	NA	NA	NA	NA	NA	NA	NA	NA	NA
Pentachlorobiphenyl	NA	NA	NA	NA	NA	NA	NA	NA	NA	NA	NA	NA
Tetrachlorobiphenyl	NA	NA	NA	NA	NA	NA	NA	NA	NA	NA	NA	NA
Trichlorobiphenyl	NA	NA	NA	NA	NA	NA	NA	NA	NA	NA	NA	NA
Total Detected PCB Homologs	NA	NA	NA	NA	NA	NA	NA	NA	NA	NA	NA	NA

Footnotes on Page 49.

Table 1-1. Summary of On-Site Analytical Results, Madison-Kipp Corporation, Madison, Wisconsin.

Well/Boring	B-124		B-125		B-126		B-127		B-128		B-129	
	0-2'	2-4'	0-2'	2-4'	0-2'	2-4'	0-2'	2-4'	0-2'	2-4'	0-2'	2-4'
Sample Depth	8/9/12	8/9/12	8/9/12	8/9/12	8/9/12	8/9/12	8/9/12	8/9/12	8/9/12	8/9/12	8/9/12	8/9/12
Sample Date												
VOC												
1,1-Dichloroethene	NA	NA	NA	NA	NA	NA	NA	NA	NA	NA	NA	NA
1,2,3-Trichlorobenzene	NA	NA	NA	NA	NA	NA	NA	NA	NA	NA	NA	NA
1,2,4-Trichlorobenzene	NA	NA	NA	NA	NA	NA	NA	NA	NA	NA	NA	NA
1,2,4-Trimethylbenzene	NA	NA	NA	NA	NA	NA	NA	NA	NA	NA	NA	NA
1,3,5-Trimethylbenzene	NA	NA	NA	NA	NA	NA	NA	NA	NA	NA	NA	NA
Benzene	NA	NA	NA	NA	NA	NA	NA	NA	NA	NA	NA	NA
Carbon tetrachloride	NA	NA	NA	NA	NA	NA	NA	NA	NA	NA	NA	NA
cis-1,2-Dichloroethene	NA	NA	NA	NA	NA	NA	NA	NA	NA	NA	NA	NA
Ethylbenzene	NA	NA	NA	NA	NA	NA	NA	NA	NA	NA	NA	NA
Isopropylbenzene	NA	NA	NA	NA	NA	NA	NA	NA	NA	NA	NA	NA
Naphthalene	NA	NA	NA	NA	NA	NA	NA	NA	NA	NA	NA	NA
n-Butylbenzene	NA	NA	NA	NA	NA	NA	NA	NA	NA	NA	NA	NA
N-Propylbenzene	NA	NA	NA	NA	NA	NA	NA	NA	NA	NA	NA	NA
p-Isopropyltoluene	NA	NA	NA	NA	NA	NA	NA	NA	NA	NA	NA	NA
sec-Butylbenzene	NA	NA	NA	NA	NA	NA	NA	NA	NA	NA	NA	NA
tert-Butylbenzene	NA	NA	NA	NA	NA	NA	NA	NA	NA	NA	NA	NA
Tetrachloroethene	NA	NA	NA	NA	NA	NA	NA	NA	NA	NA	NA	NA
Toluene	NA	NA	NA	NA	NA	NA	NA	NA	NA	NA	NA	NA
trans-1,2-Dichloroethene	NA	NA	NA	NA	NA	NA	NA	NA	NA	NA	NA	NA
Trichloroethene	NA	NA	NA	NA	NA	NA	NA	NA	NA	NA	NA	NA
Vinyl chloride	NA	NA	NA	NA	NA	NA	NA	NA	NA	NA	NA	NA
Xylenes, Total	NA	NA	NA	NA	NA	NA	NA	NA	NA	NA	NA	NA
PAHs												
1-Methylnaphthalene	NA	NA	NA	NA	NA	NA	NA	NA	NA	NA	NA	NA
2-Methylnaphthalene	NA	NA	NA	NA	NA	NA	NA	NA	NA	NA	NA	NA
Acenaphthene	NA	NA	NA	NA	NA	NA	NA	NA	NA	NA	NA	NA
Acenaphthylene	NA	NA	NA	NA	NA	NA	NA	NA	NA	NA	NA	NA
Anthracene	NA	NA	NA	NA	NA	NA	NA	NA	NA	NA	NA	NA
Benzo(a)anthracene	NA	NA	NA	NA	NA	NA	NA	NA	NA	NA	NA	NA
Benzo(a)pyrene	NA	NA	NA	NA	NA	NA	NA	NA	NA	NA	NA	NA
Benzo(b)fluoranthene	NA	NA	NA	NA	NA	NA	NA	NA	NA	NA	NA	NA
Benzo(g,h,i)perylene	NA	NA	NA	NA	NA	NA	NA	NA	NA	NA	NA	NA
Benzo(k)fluoranthene	NA	NA	NA	NA	NA	NA	NA	NA	NA	NA	NA	NA
Chrysene	NA	NA	NA	NA	NA	NA	NA	NA	NA	NA	NA	NA
Dibenz(a,h)anthracene	NA	NA	NA	NA	NA	NA	NA	NA	NA	NA	NA	NA

Footnotes on Page 49.

Table 1-1. Summary of On-Site Analytical Results, Madison-Kipp Corporation, Madison, Wisconsin.

Well/Boring	B-124		B-125		B-126		B-127		B-128		B-129	
	0-2'	2-4'	0-2'	2-4'	0-2'	2-4'	0-2'	2-4'	0-2'	2-4'	0-2'	2-4'
Sample Depth	8/9/12	8/9/12	8/9/12	8/9/12	8/9/12	8/9/12	8/9/12	8/9/12	8/9/12	8/9/12	8/9/12	8/9/12
Sample Date												
PAHs (continued)												
Fluoranthene	NA	NA	NA	NA	NA	NA	NA	NA	NA	NA	NA	NA
Fluorene	NA	NA	NA	NA	NA	NA	NA	NA	NA	NA	NA	NA
Indeno(1,2,3-cd)pyrene	NA	NA	NA	NA	NA	NA	NA	NA	NA	NA	NA	NA
Naphthalene	NA	NA	NA	NA	NA	NA	NA	NA	NA	NA	NA	NA
Phenanthrene	NA	NA	NA	NA	NA	NA	NA	NA	NA	NA	NA	NA
Pyrene	NA	NA	NA	NA	NA	NA	NA	NA	NA	NA	NA	NA
Metals												
Arsenic	NA	NA	NA	NA	NA	NA	NA	NA	NA	NA	NA	NA
Barium	NA	NA	NA	NA	NA	NA	NA	NA	NA	NA	NA	NA
Cadmium	NA	NA	NA	NA	NA	NA	NA	NA	NA	NA	NA	NA
Chromium	NA	NA	NA	NA	NA	NA	NA	NA	NA	NA	NA	NA
Cyanide, Total	NA	NA	NA	NA	NA	NA	NA	NA	NA	NA	NA	NA
Lead	NA	NA	NA	NA	NA	NA	NA	NA	NA	NA	NA	NA
Mercury	NA	NA	NA	NA	NA	NA	NA	NA	NA	NA	NA	NA
Selenium	NA	NA	NA	NA	NA	NA	NA	NA	NA	NA	NA	NA
Silver	NA	NA	NA	NA	NA	NA	NA	NA	NA	NA	NA	NA
PCBs												
Aroclor-1242	<0.0064	<0.0063	<0.0064	<0.0064	<0.0062	<0.0062	<0.006	<0.006	<0.0058	<0.006	<0.0059	<0.0061
Aroclor-1248	<0.0077	<0.0076	<0.0077	<0.0077	<0.0074	<0.0074	<0.0072	<0.0073	<0.007	<0.0072	<0.0071	<0.0073
Aroclor-1254	0.11	<0.0041	0.17	<0.0042	0.069	<0.0041	0.14	0.021	0.044	0.01 J	0.075	<0.004
Aroclor-1260	<0.0096	<0.0094	<0.0096	<0.0095	<0.0093	<0.0092	<0.0089	<0.009	<0.0087	<0.009	<0.0088	<0.0091
Total Detected PCBs	0.11	ND	0.17	ND	0.069	ND	0.14	0.021	0.044	0.01	0.075	ND
PCB Homologs												
Dichlorobiphenyl	NA	NA	NA	NA	NA	NA	NA	NA	NA	NA	NA	NA
Heptachlorobiphenyl	NA	NA	NA	NA	NA	NA	NA	NA	NA	NA	NA	NA
Hexachlorobiphenyl	NA	NA	NA	NA	NA	NA	NA	NA	NA	NA	NA	NA
Monochlorobiphenyl	NA	NA	NA	NA	NA	NA	NA	NA	NA	NA	NA	NA
Pentachlorobiphenyl	NA	NA	NA	NA	NA	NA	NA	NA	NA	NA	NA	NA
Tetrachlorobiphenyl	NA	NA	NA	NA	NA	NA	NA	NA	NA	NA	NA	NA
Trichlorobiphenyl	NA	NA	NA	NA	NA	NA	NA	NA	NA	NA	NA	NA
Total Detected PCB Homologs	NA	NA	NA	NA	NA	NA	NA	NA	NA	NA	NA	NA

Footnotes on Page 49.

Table 1-1. Summary of On-Site Analytical Results, Madison-Kipp Corporation, Madison, Wisconsin.

Well/Boring	B-130		B-131		B-132		B-133		W-4		W-5	
	0-2'	2-4'	0-2'	2-4'	0-2'	2-4'	0-2'	2-4'	0-1'	3-4'	0-1'	3-4'
Sample Depth	8/10/12	8/10/12	8/10/12	8/10/12	8/10/12	8/10/12	8/10/12	8/10/12	8/6/12	8/6/12	8/6/12	8/6/12
VOC												
1,1-Dichloroethene	NA	NA	NA	NA	NA	NA	NA	NA	<0.023	<0.018	<0.021	<0.018
1,2,3-Trichlorobenzene	NA	NA	NA	NA	NA	NA	NA	NA	<0.026	<0.021	<0.024	<0.021
1,2,4-Trichlorobenzene	NA	NA	NA	NA	NA	NA	NA	NA	<0.028	<0.022	<0.026	<0.022
1,2,4-Trimethylbenzene	NA	NA	NA	NA	NA	NA	NA	NA	<0.016	<0.013	<0.015	<0.012
1,3,5-Trimethylbenzene	NA	NA	NA	NA	NA	NA	NA	NA	<0.015	<0.012	<0.014	<0.012
Benzene	NA	NA	NA	NA	NA	NA	NA	NA	0.031	<0.0044	<0.0052	<0.0044
Carbon tetrachloride	NA	NA	NA	NA	NA	NA	NA	NA	<0.019	<0.015	<0.018	<0.015
cis-1,2-Dichloroethene	NA	NA	NA	NA	NA	NA	NA	NA	<0.0091	<0.0073	<0.0086	<0.0072
Ethylbenzene	NA	NA	NA	NA	NA	NA	NA	NA	0.021	<0.0075	<0.0088	<0.0074
Isopropylbenzene	NA	NA	NA	NA	NA	NA	NA	NA	<0.019	<0.015	<0.018	<0.015
Naphthalene	NA	NA	NA	NA	NA	NA	NA	NA	<0.037	<0.029	<0.034	<0.029
n-Butylbenzene	NA	NA	NA	NA	NA	NA	NA	NA	<0.0096	<0.0077	<0.009	<0.0076
N-Propylbenzene	NA	NA	NA	NA	NA	NA	NA	NA	<0.013	<0.01	<0.012	<0.01
p-Isopropyltoluene	NA	NA	NA	NA	NA	NA	NA	NA	<0.014	<0.011	<0.013	<0.011
sec-Butylbenzene	NA	NA	NA	NA	NA	NA	NA	NA	<0.011	<0.0091	<0.011	<0.0091
tert-Butylbenzene	NA	NA	NA	NA	NA	NA	NA	NA	<0.01	<0.0081	<0.0095	<0.008
Tetrachloroethene	NA	NA	NA	NA	NA	NA	NA	NA	<0.012	<0.0099	<0.012	<0.0098
Toluene	NA	NA	NA	NA	NA	NA	NA	NA	0.086	<0.0068	0.023	<0.0068
trans-1,2-Dichloroethene	NA	NA	NA	NA	NA	NA	NA	NA	<0.019	<0.015	<0.017	<0.015
Trichloroethene	NA	NA	NA	NA	NA	NA	NA	NA	<0.014	<0.011	<0.013	<0.011
Vinyl chloride	NA	NA	NA	NA	NA	NA	NA	NA	<0.0077	<0.0062	<0.0073	<0.0061
Xylenes, Total	NA	NA	NA	NA	NA	NA	NA	NA	0.043	<0.0041	<0.0048	<0.004
PAHs												
1-Methylnaphthalene	NA	NA	NA	NA	NA	NA	NA	NA	<0.018	<0.019	<0.094	<0.019
2-Methylnaphthalene	NA	NA	NA	NA	NA	NA	NA	NA	<0.046	<0.049	<0.25	<0.05
Acenaphthene	NA	NA	NA	NA	NA	NA	NA	NA	<0.011	<0.011	<0.056	<0.012
Acenaphthylene	NA	NA	NA	NA	NA	NA	NA	NA	<0.0082	<0.0087	<0.043	<0.0089
Anthracene	NA	NA	NA	NA	NA	NA	NA	NA	0.033 J	<0.0089	<0.044	<0.0091
Benzo(a)anthracene	NA	NA	NA	NA	NA	NA	NA	NA	0.023 J	<0.0079	0.15 J	<0.0081
Benzo(a)pyrene	NA	NA	NA	NA	NA	NA	NA	NA	0.022 J	0.0072 J	0.19	<0.007
Benzo(b)fluoranthene	NA	NA	NA	NA	NA	NA	NA	NA	0.022 J	<0.0073	0.2	<0.0075
Benzo(g,h,i)perylene	NA	NA	NA	NA	NA	NA	NA	NA	0.015 J	<0.013	0.16 J	<0.013
Benzo(k)fluoranthene	NA	NA	NA	NA	NA	NA	NA	NA	0.012 J	<0.009	0.13 J	<0.0092
Chrysene	NA	NA	NA	NA	NA	NA	NA	NA	0.025 J	<0.0085	0.18 J	<0.0087
Dibenz(a,h)anthracene	NA	NA	NA	NA	NA	NA	NA	NA	<0.0099	<0.011	0.079 J	<0.011

Footnotes on Page 49.

Table 1-1. Summary of On-Site Analytical Results, Madison-Kipp Corporation, Madison, Wisconsin.

Well/Boring	B-130		B-131		B-132		B-133		W-4		W-5	
	0-2'	2-4'	0-2'	2-4'	0-2'	2-4'	0-2'	2-4'	0-1'	3-4'	0-1'	3-4'
Sample Depth	8/10/12	8/10/12	8/10/12	8/10/12	8/10/12	8/10/12	8/10/12	8/10/12	8/6/12	8/6/12	8/6/12	8/6/12
PAHs (continued)												
Fluoranthene	NA	NA	NA	NA	NA	NA	NA	NA	0.044	<0.015	0.3	<0.016
Fluorene	NA	NA	NA	NA	NA	NA	NA	NA	<0.0081	<0.0086	<0.043	<0.0088
Indeno(1,2,3-cd)pyrene	NA	NA	NA	NA	NA	NA	NA	NA	0.012 J	<0.013	0.13 J	<0.013
Naphthalene	NA	NA	NA	NA	NA	NA	NA	NA	<0.0069	<0.0073	<0.036	<0.0074
Phenanthrene	NA	NA	NA	NA	NA	NA	NA	NA	0.037	<0.016	0.16 J	<0.016
Pyrene	NA	NA	NA	NA	NA	NA	NA	NA	0.044	<0.014	0.24	<0.014
Metals												
Arsenic	NA	NA	NA	NA	NA	NA	NA	NA	100	9	5.1	8.2
Barium	NA	NA	NA	NA	NA	NA	NA	NA	160	120	110	120
Cadmium	NA	NA	NA	NA	NA	NA	NA	NA	1.8	0.14 J	1	0.12 J
Chromium	NA	NA	NA	NA	NA	NA	NA	NA	16	20	120	16
Cyanide, Total	NA	NA	NA	NA	NA	NA	NA	NA	0.22 J	<0.16	0.14 J	<0.17
Lead	NA	NA	NA	NA	NA	NA	NA	NA	240	17	77	15
Mercury	NA	NA	NA	NA	NA	NA	NA	NA	0.26	0.033	0.046	0.03
Selenium	NA	NA	NA	NA	NA	NA	NA	NA	0.52 J	0.44 J	0.65 J	0.62 J
Silver	NA	NA	NA	NA	NA	NA	NA	NA	0.20 J	<0.067	<0.069	<0.066
PCBs												
Aroclor-1242	<0.0059	<0.006	<0.006	<0.006	<0.0062	<0.0061	<0.0064	<0.006	<0.0057	<0.0061	<0.12	<0.065
Aroclor-1248	<0.007	<0.0072	<0.0072	<0.0072	<0.0074	<0.0073	<0.0076	<0.0072	<0.0068	<0.0074	3.9	2
Aroclor-1254	0.11	<0.004	0.042	<0.0039	0.056	<0.004	0.052	<0.0039	0.04	<0.004	<0.081	<0.043
Aroclor-1260	<0.0088	<0.009	<0.0089	<0.009	<0.0092	<0.0091	<0.0095	<0.009	<0.0085	<0.0092	<0.18	<0.097
Total Detected PCBs	0.11	ND	0.042	ND	0.056	ND	0.052	ND	0.04	ND	3.9	2
PCB Homologs												
Dichlorobiphenyl	NA	NA	NA	NA	NA	NA	NA	NA	NA	NA	NA	NA
Heptachlorobiphenyl	NA	NA	NA	NA	NA	NA	NA	NA	NA	NA	NA	NA
Hexachlorobiphenyl	NA	NA	NA	NA	NA	NA	NA	NA	NA	NA	NA	NA
Monochlorobiphenyl	NA	NA	NA	NA	NA	NA	NA	NA	NA	NA	NA	NA
Pentachlorobiphenyl	NA	NA	NA	NA	NA	NA	NA	NA	NA	NA	NA	NA
Tetrachlorobiphenyl	NA	NA	NA	NA	NA	NA	NA	NA	NA	NA	NA	NA
Trichlorobiphenyl	NA	NA	NA	NA	NA	NA	NA	NA	NA	NA	NA	NA
Total Detected PCB Homologs	NA	NA	NA	NA	NA	NA	NA	NA	NA	NA	NA	NA

Footnotes on Page 49.

Table 1-1. Summary of On-Site Analytical Results, Madison-Kipp Corporation, Madison, Wisconsin.

Well/Boring	W-6		W-7		W-8		W-9		W-10		W-11	
	0-1'	3-4'	0-1'	3-4'	0-1'	3-4'	0-1'	3-4'	0-1'	3-4'	0-1'	3-4'
Sample Depth	0-1'	3-4'	0-1'	3-4'	0-1'	3-4'	0-1'	3-4'	0-1'	3-4'	0-1'	3-4'
Sample Date	8/6/12	8/6/12	8/6/12	8/6/12	8/6/12	8/6/12	8/6/12	8/6/12	8/6/12	8/6/12	8/6/12	8/6/12
VOC												
1,1-Dichloroethene	<0.018	<0.022	<0.017	<0.018	<0.022	<0.018	<0.016	<0.018	<0.017 *	<0.017 *	<0.019 *	<0.018 *
1,2,3-Trichlorobenzene	<0.021	<0.025	<0.02	<0.021	<0.025	<0.02	<0.018	<0.02	<0.019	<0.019	<0.021	<0.021
1,2,4-Trichlorobenzene	<0.022	<0.027	<0.021	<0.023	<0.028	<0.022	<0.019	<0.022	<0.021	<0.021	<0.023	<0.023
1,2,4-Trimethylbenzene	<0.013	<0.015	<0.012	<0.013	<0.015	<0.012	<0.011	<0.012	<0.012	<0.012	<0.013	<0.013
1,3,5-Trimethylbenzene	<0.012	<0.015	<0.012	<0.012	<0.015	<0.012	<0.01	<0.012	<0.011 *	<0.011 *	<0.012 *	<0.012 *
Benzene	<0.0044	<0.0054	<0.0042	<0.0044	0.015 J	<0.0043	<0.0038	<0.0043	<0.0041	<0.0041	<0.0045	<0.0044
Carbon tetrachloride	<0.015	<0.019	<0.015	<0.015	<0.019	<0.015	<0.013	<0.015	<0.014	<0.014	<0.016	<0.015
cis-1,2-Dichloroethene	<0.0073	<0.0089	<0.007	<0.0073	<0.009	<0.0071	<0.0062	<0.0071	<0.0068	<0.0068	<0.0074	<0.0074
Ethylbenzene	<0.0075	<0.0091	<0.0072	<0.0075	<0.0092	<0.0073	<0.0064	<0.0072	<0.007	<0.0069	<0.0076	<0.0075
Isopropylbenzene	<0.015	<0.018	<0.014	<0.015	<0.018	<0.015	<0.013	<0.014	<0.014	<0.014	<0.015	<0.015
Naphthalene	<0.029	<0.036	<0.028	<0.029	<0.036	<0.029	0.059 J	<0.028	<0.027	<0.027	<0.03	<0.03
n-Butylbenzene	<0.0077	<0.0094	<0.0073	<0.0077	<0.0094	<0.0075	<0.0065	<0.0074	<0.0071	<0.0071	<0.0078	<0.0077
N-Propylbenzene	<0.01	<0.013	<0.01	<0.01	<0.013	<0.01	<0.0089	<0.01	<0.0097 *	<0.0096 *	<0.011 *	<0.01 *
p-Isopropyltoluene	<0.011	<0.013	<0.011	<0.011	<0.013	<0.011	<0.0094	<0.011	<0.01	<0.01	<0.011	<0.011
sec-Butylbenzene	<0.0092	<0.011	<0.0088	<0.0092	<0.011	<0.0089	<0.0078	<0.0088	<0.0085 *	<0.0085 *	<0.0093 *	<0.0092 *
tert-Butylbenzene	<0.0081	<0.0099	<0.0077	<0.0081	<0.0099	<0.0079	<0.0069	<0.0078	<0.0075	<0.0075	<0.0082	<0.0081
Tetrachloroethene	<0.0099	<0.012	<0.0095	0.18	<0.012	<0.0097	0.62	<0.0096	<0.0092	0.064	0.052 J	0.066
Toluene	<0.0068	0.041	0.0085 J	0.014 J	0.046	<0.0067	<0.0058	<0.0066	<0.0063	<0.0063	<0.0069	<0.0069
trans-1,2-Dichloroethene	<0.015	<0.018	<0.014	<0.015	<0.018	<0.014	<0.013	<0.014	<0.014 *	<0.014 *	<0.015 *	<0.015 *
Trichloroethene	<0.011	<0.013	<0.011	<0.011	<0.014	<0.011	<0.0094	<0.011	<0.01	<0.01	<0.011	<0.011
Vinyl chloride	<0.0062	<0.0075	<0.0059	<0.0062	<0.0076	<0.006	<0.0053	<0.006	<0.0057	<0.0057	<0.0063	<0.0062
Xylenes, Total	<0.0041	0.02 J	<0.0039	<0.0041	<0.005	<0.004	<0.0035	<0.0039	0.024 J	<0.0038	<0.0041	<0.0041
PAHs												
1-Methylnaphthalene	<0.019	<0.019	<0.02	<0.019	<0.019	<0.018	<0.085	<0.018	0.24	<0.018	<0.019	<0.019
2-Methylnaphthalene	<0.05	<0.05	<0.051	<0.05	<0.049	<0.047	<0.22	<0.048	<0.24	<0.048	<0.05	<0.051
Acenaphthene	<0.011	<0.012	<0.012	<0.012	<0.011	<0.011	0.11 J	<0.011	0.29	<0.011	0.015 J	<0.012
Acenaphthylene	<0.0088	<0.0089	<0.0091	<0.0089	<0.0086	<0.0084	<0.039	<0.0084	0.083 J *	<0.0085 *	<0.0088 *	<0.0089 *
Anthracene	<0.009	<0.0091	<0.0093	<0.0091	0.02 J	<0.0086	0.24	<0.0086	0.66 *	<0.0087 *	0.046 *	<0.0092 *
Benzo(a)anthracene	0.023 J	<0.0081	0.028 J	<0.0081	0.039	<0.0077	0.46	<0.0077	2.1	<0.0078	0.14	0.02 J
Benzo(a)pyrene	0.023 J	<0.0071	0.025 J	<0.007	0.037	<0.0067	0.44	<0.0067	2.1	<0.0067	0.14	0.023 J
Benzo(b)fluoranthene	0.024 J	<0.0075	0.031 J	<0.0075	0.035 J	<0.0071	0.5	<0.0071	2	<0.0072	0.13	0.018 J
Benzo(g,h,i)perylene	0.023 J	<0.013	0.033 J	<0.013	0.028 J	<0.012	0.3	<0.012	1.5	<0.012	0.1	0.024 J
Benzo(k)fluoranthene	0.012 J	<0.0093	0.015 J	<0.0092	0.02 J	<0.0087	0.31	<0.0087	1.9	<0.0088	0.12	0.018 J
Chrysene	0.023 J	<0.0088	0.043	<0.0087	0.043	<0.0082	0.5	<0.0083	2.2	<0.0084	0.14	0.022 J
Dibenz(a,h)anthracene	<0.011	<0.011	0.011 J	<0.011	<0.01	<0.01	0.14 J	<0.01	0.7	<0.01	0.048	0.011 J

Footnotes on Page 49.

Table 1-1. Summary of On-Site Analytical Results, Madison-Kipp Corporation, Madison, Wisconsin.

Well/Boring	W-6		W-7		W-8		W-9		W-10		W-11	
	0-1'	3-4'	0-1'	3-4'	0-1'	3-4'	0-1'	3-4'	0-1'	3-4'	0-1'	3-4'
Sample Depth	0-1'	3-4'	0-1'	3-4'	0-1'	3-4'	0-1'	3-4'	0-1'	3-4'	0-1'	3-4'
Sample Date	8/6/12	8/6/12	8/6/12	8/6/12	8/6/12	8/6/12	8/6/12	8/6/12	8/6/12	8/6/12	8/6/12	8/6/12
PAHs (continued)												
Fluoranthene	0.034 J	<0.016	0.069	<0.016	0.067	<0.015	1.1	<0.015	4.4	<0.015	0.26	0.034 J
Fluorene	<0.0087	<0.0088	<0.009	<0.0088	0.01 J	<0.0083	0.14 J	<0.0083	0.37	<0.0084	0.021 J	<0.0088
Indeno(1,2,3-cd)pyrene	0.016 J	<0.013	0.019 J	<0.013	0.019 J	<0.012	0.27	<0.012	1.3	<0.012	0.085	0.018 J
Naphthalene	<0.0074	<0.0075	<0.0076	<0.0075	<0.0072	<0.007	0.16 J	<0.0071	0.23	<0.0071	<0.0074	<0.0075
Phenanthrene	0.02 J	<0.016	0.025 J	<0.016	0.06	<0.015	0.94	<0.015	3.3	<0.016	0.18	0.016 J
Pyrene	0.036 J	<0.014	0.043	<0.014	0.054	<0.013	0.86	<0.013	3.9	<0.013	0.22	0.034 J
Metals												
Arsenic	5.8	8.4	8.9	7.3	5.7	5.4	6.8	2.9	7.9	7.6	5.9	9
Barium	140	130	120	89	140	81	38	52	90	92	80	110
Cadmium	0.31	0.14 J	0.18 J	0.15 J	0.37	0.21 J	0.36	0.16 J	0.62	0.41	0.77	0.33
Chromium	17	21	21	17	17	13	8.4	8	13	19	13	21
Cyanide, Total	<0.16	<0.18	<0.17	<0.16	<0.18	<0.15	<0.12	<0.14	<0.13	<0.13	<0.18	<0.17
Lead	34	15	17	12	37	8.2	39	5.1	76	17	68	16
Mercury	0.033	0.054	0.036	0.041	0.032	0.033	0.038	0.028	0.037	0.044	0.084	0.076
Selenium	0.60 J	0.33 J	0.37 J	0.30 J	0.83 J	<0.31	0.40 J	<0.29	<0.31	<0.31	<0.33	<0.32
Silver	<0.068	<0.069	<0.071	<0.062	<0.064	<0.065	<0.056	<0.061	<0.066	<0.066	<0.068	<0.067
PCBs												
Aroclor-1242	<0.13	<0.32	<1.3	<0.024	<0.006	<0.0058	<0.59	<0.058	<0.12	<0.012	<0.0064	<0.0064
Aroclor-1248	3	5.1	25	0.64	0.22	0.041	14	0.96	5	0.43	0.27	0.1
Aroclor-1254	<0.083	<0.21	<0.85	<0.016	<0.004	<0.0038	<0.39	<0.038	<0.08	<0.0082	<0.0042	0.052
Aroclor-1260	<0.19	<0.48	<1.9	<0.036	<0.009	<0.0087	<0.88	<0.087	<0.18	<0.019	<0.0096	<0.0096
Total Detected PCBs	3	5.1	25	0.64	0.22	0.041	14	0.96	5	0.43	0.27	0.152
PCB Homologs												
Dichlorobiphenyl	NA	NA	NA	NA	NA	NA	NA	NA	NA	NA	NA	NA
Heptachlorobiphenyl	NA	NA	NA	NA	NA	NA	NA	NA	NA	NA	NA	NA
Hexachlorobiphenyl	NA	NA	NA	NA	NA	NA	NA	NA	NA	NA	NA	NA
Monochlorobiphenyl	NA	NA	NA	NA	NA	NA	NA	NA	NA	NA	NA	NA
Pentachlorobiphenyl	NA	NA	NA	NA	NA	NA	NA	NA	NA	NA	NA	NA
Tetrachlorobiphenyl	NA	NA	NA	NA	NA	NA	NA	NA	NA	NA	NA	NA
Trichlorobiphenyl	NA	NA	NA	NA	NA	NA	NA	NA	NA	NA	NA	NA
Total Detected PCB Homologs	NA	NA	NA	NA	NA	NA	NA	NA	NA	NA	NA	NA

Footnotes on Page 49.

Table 1-1. Summary of On-Site Analytical Results, Madison-Kipp Corporation, Madison, Wisconsin.

Well/Boring	W-12		W-13	W-14		W-15	W-17
	0-1'	3-4'	0-1'	0-1'	3-4'	0-1'	3-4'
Sample Depth	0-1'	3-4'	0-1'	0-1'	3-4'	0-1'	3-4'
Sample Date	8/6/12	8/6/12	8/6/12	8/6/12	8/6/12	8/6/12	8/6/12
VOC							
1,1-Dichloroethene	<0.017 *	<0.018 *	<0.018 *	<0.022 *	<0.018 *	<0.017 *	<0.017 *
1,2,3-Trichlorobenzene	<0.019	<0.021	<0.021	<0.025	<0.021	<0.02	<0.02
1,2,4-Trichlorobenzene	<0.021	<0.022	<0.023	<0.027	<0.023	<0.021	<0.021
1,2,4-Trimethylbenzene	<0.012	<0.012	<0.013	<0.015	<0.013	<0.012	<0.012
1,3,5-Trimethylbenzene	<0.011 *	<0.012 *	<0.012 *	<0.015 *	<0.012 *	<0.012 *	<0.012 *
Benzene	<0.0041	<0.0044	<0.0044	0.013 J	<0.0044	<0.0042	<0.0042
Carbon tetrachloride	<0.014	<0.015	<0.015	<0.018	<0.015	<0.014	<0.015
cis-1,2-Dichloroethene	<0.0067	<0.0072	<0.0074	<0.0087	<0.0073	<0.0069	<0.007
Ethylbenzene	<0.0069	<0.0074	<0.0076	0.015 J	<0.0075	<0.0071	<0.0072
Isopropylbenzene	<0.014	<0.015	<0.015	<0.018	<0.015	<0.014	<0.014
Naphthalene	0.063 J	<0.029	<0.03	<0.035	<0.029	<0.028	<0.028
n-Butylbenzene	<0.007	<0.0076	<0.0077	<0.0091	<0.0077	<0.0073	<0.0073
N-Propylbenzene	<0.0096 *	<0.01 *	<0.01 *	<0.012 *	<0.01 *	<0.0099 *	<0.0099 *
p-Isopropyltoluene	<0.01	<0.011	<0.011	<0.013	<0.011	<0.01	<0.011
sec-Butylbenzene	<0.0084 *	<0.0091 *	<0.0092 *	<0.011 *	<0.0092 *	<0.0087 *	<0.0087 *
tert-Butylbenzene	<0.0074	<0.008	<0.0082	<0.0096	<0.0081	<0.0077	<0.0077
Tetrachloroethene	5.6	0.095	0.03 J	3.3	0.083	<0.0094	<0.0095
Toluene	0.0069 J	<0.0068	0.0075 J	0.068	0.017	0.047	<0.0065
trans-1,2-Dichloroethene	<0.014 *	<0.015 *	<0.015 *	<0.018 *	<0.015 *	<0.014 *	<0.014 *
Trichloroethene	<0.01	<0.011	<0.011	<0.013	<0.011	<0.01	<0.011
Vinyl chloride	<0.0057	<0.0061	<0.0062	<0.0074	<0.0062	<0.0059	<0.0059
Xylenes, Total	<0.0037	<0.004	0.07	0.13	<0.0041	<0.0039	<0.0039
PAHs							
1-Methylnaphthalene	<0.019	<0.02	<0.018	0.097 J	<0.019	<0.017	<0.02
2-Methylnaphthalene	<0.048	<0.052	<0.048	<0.24	<0.051	<0.046	<0.051
Acenaphthene	0.011 J	<0.012	0.021 J	0.09 J	<0.012	<0.01	<0.012
Acenaphthylene	<0.0086 *	<0.0092 *	0.022 J *	0.055 J *	<0.009 *	<0.0081 *	<0.0091 *
Anthracene	0.03 J *	<0.0094 *	0.094 *	0.27 *	<0.0092 *	<0.0083 *	<0.0093 *
Benzo(a)anthracene	0.21	0.011 J	0.39	1.4	<0.0082	0.034 J	0.012 J
Benzo(a)pyrene	0.26	<0.0073	0.37	1	<0.0071	0.042	0.015 J
Benzo(b)fluoranthene	0.27	0.0082 J	0.39	1.6	<0.0076	0.075	0.01 J
Benzo(g,h,i)perylene	0.22	<0.014	0.4	0.97	<0.013	0.053	<0.013
Benzo(k)fluoranthene	0.2	<0.0096	0.31	0.9	<0.0093	0.076	<0.0094
Chrysene	0.21	<0.0091	0.44	1.3	<0.0088	0.039	0.013 J
Dibenz(a,h)anthracene	0.063	<0.011	0.12	0.41	<0.011	0.017 J	<0.011

Footnotes on Page 49.

Table 1-1. Summary of On-Site Analytical Results, Madison-Kipp Corporation, Madison, Wisconsin.

Well/Boring	W-12		W-13	W-14		W-15	W-17
	0-1'	3-4'	0-1'	0-1'	3-4'	0-1'	3-4'
Sample Depth	0-1'	3-4'	0-1'	0-1'	3-4'	0-1'	3-4'
Sample Date	8/6/12	8/6/12	8/6/12	8/6/12	8/6/12	8/6/12	8/6/12
PAHs (continued)							
Fluoranthene	0.4	<0.016	0.73	2.3	<0.016	0.061	0.016 J
Fluorene	0.0097 J	<0.0091	0.023 J	0.11 J	<0.0089	<0.008	<0.009
Indeno(1,2,3-cd)pyrene	0.19	<0.014	0.28	0.8	<0.013	0.036	<0.013
Naphthalene	<0.0072	<0.0077	0.0072 J	0.073 J	<0.0075	<0.0068	<0.0076
Phenanthrene	0.13	<0.017	0.41	1.2	<0.016	0.025 J	<0.016
Pyrene	0.39	<0.014	0.68	2.2	<0.014	0.054	0.015 J
Metals							
Arsenic	7.6	8.2	8.6	7.7	8.8	5.4	8.2
Barium	86	100	130	86	130	120	110
Cadmium	0.21	0.20 J	0.69	2.1	0.28	1.2	0.24
Chromium	21	21	21	12	21	17	20
Cyanide, Total	<0.15	<0.17	<0.15	0.22 J	<0.18	0.18 J	<0.18
Lead	24	11	85	220	13	160	16
Mercury	0.075	0.039	0.15	0.25	0.046	0.063	0.055
Selenium	0.35 J	<0.3	<0.3	<0.28	<0.32	<0.32	0.46 J
Silver	<0.063	<0.062	0.090 J	0.33 J	<0.067	0.17 J	<0.063
PCBs							
Aroclor-1242	<0.62	<0.13	<0.0062	<0.12	<0.0063	<0.12	<0.0064
Aroclor-1248	<0.74	<0.15	0.33	<0.14	<0.0076	<0.15	<0.0077
Aroclor-1254	13	2.3	0.32	3.7	<0.0042	2	0.069
Aroclor-1260	<0.92	<0.19	<0.0093	<0.18	0.047	<0.18	<0.0096
Total Detected PCBs	13	2.3	0.65	3.7	0.047	2	0.069
PCB Homologs							
Dichlorobiphenyl	NA	NA	NA	NA	NA	NA	NA
Heptachlorobiphenyl	NA	NA	NA	NA	NA	NA	NA
Hexachlorobiphenyl	NA	NA	NA	NA	NA	NA	NA
Monochlorobiphenyl	NA	NA	NA	NA	NA	NA	NA
Pentachlorobiphenyl	NA	NA	NA	NA	NA	NA	NA
Tetrachlorobiphenyl	NA	NA	NA	NA	NA	NA	NA
Trichlorobiphenyl	NA	NA	NA	NA	NA	NA	NA
Total Detected PCB Homologs	NA	NA	NA	NA	NA	NA	NA

Footnotes on Page 49.

Table 1-1. Summary of On-Site Analytical Results, Madison-Kipp Corporation, Madison, Wisconsin.

Only detected constituents are noted. Constituent concentrations are reported as milligrams per kilogram (mg/kg).

100	Exceeds the WDNR's soil to groundwater pathway residual contaminant level.
100	Exceeds the WDNR's non-industrial direct contact residual contaminant level.
100	Exceeds the WDNR's industrial direct contact residual contaminant level.
100	Exceeds the Toxic Substance Control Act disposal limit.
100	Exceeds the EPA's self-implementing high-occupancy cleanup level with no site restrictions.
*	Laboratory Control Spike or Laboratory Control Spike Duplicate exceeds the control limits.
<	Constituent not detected above noted laboratory detection limit.
^	Instrument related quality control exceeds the control limits.
B	Compound was found in the blank and sample.
EPA	United States Environmental Protection Agency
J	Constituent concentration is an approximate value.
NA	Not analyzed.
NE	Criteria not established.
ND	Total PCBs less than the laboratory detection limit.
PAH	Polycyclic Aromatic Hydrocarbons.
PCBs	Polychlorinated biphenyls.
RCL	Residual contaminant level.
TSCA	Toxic Substance Control Act.
VOCs	Volatile organic compounds.

Table 1-2. Summary of Off-Site Soil Analytical Results, Residential Properties, Madison-Kipp Corporation, Madison, Wisconsin.

Well/Boring Sample Depth Sample Date	Non-Industrial	Industrial	EPA High	TSCA	102-1		
	Direct Contact RCL	Direct Contact RCL	Occupancy Cleanup Level	Disposal Limit	0-1' 4/27/12	0-1' 8/15/12	3-4' 6/20/12
VOC							
1,2,3-Trichlorobenzene	48.9	151	NE	NE	0.0365 J, B	NA	<0.022
1,2,4-Trichlorobenzene	22.1	98.7	NE	NE	0.033 J, B	NA	<0.024
1,2,4-Trimethylbenzene	89.8	219	NE	NE	<0.00918 L	NA	<0.013
1,3,5-Trimethylbenzene	182	182	NE	NE	<0.0235 L	NA	<0.013
Bromomethane	10.3	46	NE	NE	0.0509 J, B	NA	<0.043
Chloroform	0.423	2.13	NE	NE	<0.0109	NA	<0.013
cis-1,2-Dichloroethene	156	2,040	NE	NE	<0.0247	NA	<0.0077
Ethylbenzene	7.47	37	NE	NE	0.00405 J, L, B	NA	<0.0079
Hexachlorobutadiene	6.23	22.1	NE	NE	0.0284 J, L, B	NA	<0.022
Methylene Chloride	60.7	1,070	NE	NE	0.0567 J, B	NA	<0.043
Naphthalene	5.15	26	NE	NE	<0.0763	NA	<0.031
n-Butylbenzene	108	108	NE	NE	0.0139 J, L, B	NA	<0.0081
N-Propylbenzene	264	264	NE	NE	<0.00918 L	NA	<0.011
sec-Butylbenzene	145	145	NE	NE	<0.0109 L	NA	<0.0096
Tetrachloroethene	30.7	153	NE	NE	0.0226 J	NA	0.079
Toluene	818	818	NE	NE	<0.00918	NA	<0.0072
Trichloroethene	0.644	8.81	NE	NE	<0.0143	NA	<0.012
Xylenes, Total	258	258	NE	NE	0.0376 J, B	NA	<0.0043
PAH							
1-Methylnaphthalene	NE	NE	NE	NE	NA	<0.018	<0.018
2-Methylnaphthalene	229	368	NE	NE	NA	<0.048	<0.047
Acenaphthene	3,440	33,000	NE	NE	NA	0.012 J	<0.011
Acenaphthylene	487	487	NE	NE	NA	0.021 J	0.011 J
Anthracene	17,200	100,000	NE	NE	NA	0.05	0.024 J
Benzo(a)anthracene	0.148	2.11	NE	NE	NA	0.29	0.11
Benzo(a)pyrene	0.0148	0.211	NE	NE	NA	0.29	0.11
Benzo(b)fluoranthene	0.148	2.11	NE	NE	NA	0.25	0.14
Benzo(g,h,i)perylene	NE	NE	NE	NE	NA	0.2	0.08
Benzo(k)fluoranthene	1.48	21.1	NE	NE	NA	0.33	0.072
Chrysene	14.8	211	NE	NE	NA	0.33	0.11
Dibenz(a,h)anthracene	0.0148	0.211	NE	NE	NA	0.057	<0.01

Footnotes on Page 27.

Table 1-2. Summary of Off-Site Soil Analytical Results, Residential Properties, Madison-Kipp Corporation, Madison, Wisconsin.

Well/Boring Sample Depth Sample Date	Non-Industrial	Industrial	EPA High	TSCA	102-1		
	Direct Contact RCL	Direct Contact RCL	Occupancy Cleanup Level	Disposal Limit	0-1' 4/27/12	0-1' 8/15/12	3-4' 6/20/12
PAH (continued)							
Fluoranthene	2,290	22,000	NE	NE	NA	0.61	0.25
Fluorene	2,290	22,000	NE	NE	NA	0.016 J	0.0088 J
Indeno(1,2,3-cd)pyrene	0.148	2.11	NE	NE	NA	0.17	0.069
Naphthalene	5.15	26	NE	NE	NA	0.0096 J	<0.007
Phenanthrene	115	115	NE	NE	NA	0.27	0.12
Pyrene	1,720	16,500	NE	NE	NA	0.53	0.18
Metal							
Arsenic	0.39	1.59	NE	NE	NA	5.6	3.5
Barium	15,300	100,000	NE	NE	NA	120	130
Cadmium	70.2	803	NE	NE	NA	0.44	0.28
Chromium	NE	NE	NE	NE	NA	15	10
Cyanide, Total	46.9	613	NE	NE	NA	<0.13	0.26 J
Lead	400	800	NE	NE	NA	76	23
Mercury	3.13	3.13	NE	NE	NA	0.27	0.14 B
Selenium	391	5,110	NE	NE	NA	0.45 J	<0.27
Silver	391	5,110	NE	NE	NA	0.11 J	0.17 J
PCBs							
Aroclor-1242	0.222	0.744	NE	NE	<0.0062	NA	<0.0061
Aroclor-1254	0.222	0.744	NE	NE	<0.00367	NA	<0.004
Arcolor-1260	0.222	0.744	NE	NE	<0.00195	NA	<0.0091
Total Detected PCBs	NE	NE	1	50	ND	NA	ND

Footnotes on Page 27.

Table 1-2. Summary of Off-Site Soil Analytical Results, Residential Properties, Madison-Kipp Corporation, Madison, Wisconsin.

Well/Boring	102-2		106-1			106-2			110-1		
	0-1'	0-1'	0-1'	0-1'	3-4'	0-1'	0-1'	3-4'	0-1'	0-1'	3-4'
Sample Depth	0-1'	0-1'	0-1'	0-1'	3-4'	0-1'	0-1'	3-4'	0-1'	0-1'	3-4'
Sample Date	4/27/12	8/15/12	5/17/12	8/15/12	6/20/12	5/17/12	8/15/12	6/20/12	4/27/12	8/15/12	6/21/12
VOC											
1,2,3-Trichlorobenzene	<0.0171 M1	NA	<0.0313	NA	<0.022	<0.0304	NA	<0.021	<0.0124	NA	<0.026
1,2,4-Trichlorobenzene	<0.0171 M1	NA	<0.0313	NA	<0.024	<0.0304	NA	<0.023	<0.0124	NA	<0.028
1,2,4-Trimethylbenzene	0.027 J, L, M1, B	NA	<0.0209	NA	<0.013	0.198 J, B	NA	<0.013	0.0138 J, L, B	NA	<0.016
1,3,5-Trimethylbenzene	<0.0291 L, M1	NA	<0.0534	NA	<0.013	0.0659 J, B	NA	<0.012	<0.0212 L	NA	<0.015
Bromomethane	0.0561 J, B	NA	<0.1	NA	<0.044	<0.0975	NA	<0.041	<0.0398	NA	<0.051
Chloroform	<0.0135 M1	NA	0.0943 J, B	NA	<0.013	0.102 J, B	NA	<0.012	<0.00982	NA	<0.015
cis-1,2-Dichloroethene	0.49	NA	<0.056	NA	0.33	0.164 J	NA	0.068	<0.0222	NA	<0.0092
Ethylbenzene	0.00569 J, L, M1, B	NA	<0.00912	NA	<0.008	0.145 J, B	NA	<0.0076	0.00372 J, L, B	NA	<0.0094
Hexachlorobutadiene	<0.0142 L, M1	NA	0.0862 J, B	NA	<0.022	0.0807 J, B	NA	<0.021	<0.0103 L	NA	<0.026
Methylene Chloride	0.0682 J, B	NA	0.527 J, B	NA	<0.044	0.5 J, B	NA	<0.041	0.0531 J, B	NA	<0.051
Naphthalene	<0.0945 M1	NA	<0.173	NA	<0.032	<0.168	NA	<0.03	<0.0688	NA	<0.037
n-Butylbenzene	<0.0114 L, M1	NA	<0.0209	NA	<0.0082	0.0215 J, B	NA	<0.0078	<0.00827 L	NA	<0.0097
N-Propylbenzene	<0.0114 L, M1	NA	<0.0209	NA	<0.011	0.043 J, B	NA	<0.011	<0.00827 L	NA	<0.013
sec-Butylbenzene	<0.0135 L, M1	NA	<0.0248	NA	<0.0098	0.196 J, B	NA	<0.0093	<0.00982 L	NA	<0.012
Tetrachloroethene	2.19	NA	0.956	NA	3.6	1.78	NA	0.32	0.00957 J	NA	0.54
Toluene	<0.0114 M1	NA	<0.0209	NA	<0.0073	0.144 J	NA	<0.0069	<0.00827	NA	<0.0086
Trichloroethene	0.445	NA	0.151 J	NA	0.71	0.422 J	NA	0.084	<0.0129	NA	<0.014
Xylenes, Total	0.0213 J, M1, B	NA	<0.0287	NA	<0.0044	0.519 J, B	NA	<0.0041	0.0159 J, B	NA	<0.0051
PAH											
1-Methylnaphthalene	NA	<0.019	NA	0.086	<0.018	NA	0.026 J	<0.02	NA	<0.019	<0.018
2-Methylnaphthalene	NA	<0.05	NA	0.062 J	<0.047	NA	<0.048	<0.052	NA	<0.048	<0.047
Acenaphthene	NA	<0.012	NA	<0.011	<0.011	NA	<0.011	<0.012	NA	<0.011	<0.011
Acenaphthylene	NA	<0.0089	NA	0.012 J	<0.0083	NA	<0.0085	<0.0092	NA	<0.0086	0.011 J
Anthracene	NA	0.024 J	NA	0.041	<0.0085	NA	0.017 J	<0.0094	NA	<0.0088	0.018 J
Benzo(a)anthracene	NA	0.16	NA	0.2	<0.0076	NA	0.1	<0.0084	NA	0.027 J	0.074
Benzo(a)pyrene	NA	0.15	NA	0.19	<0.0066	NA	0.11	<0.0073	NA	0.035 J	0.074
Benzo(b)fluoranthene	NA	0.21	NA	0.29	<0.0071	NA	0.16	<0.0078	NA	0.054	0.091
Benzo(g,h,i)perylene	NA	0.12	NA	0.14	<0.012	NA	0.082	<0.014	NA	0.031 J	0.057
Benzo(k)fluoranthene	NA	0.091	NA	0.11	<0.0087	NA	0.06	<0.0096	NA	0.03 J	0.057
Chrysene	NA	0.19	NA	0.26	<0.0082	NA	0.15	<0.0091	NA	0.049	0.086
Dibenz(a,h)anthracene	NA	0.034 J	NA	0.039	<0.01	NA	0.022 J	<0.011	NA	0.01 J	0.014 J

Footnotes on Page 27.

Table 1-2. Summary of Off-Site Soil Analytical Results, Residential Properties, Madison-Kipp Corporation, Madison, Wisconsin.

Well/Boring	102-2		106-1			106-2			110-1		
	0-1'	0-1'	0-1'	0-1'	3-4'	0-1'	0-1'	3-4'	0-1'	0-1'	3-4'
Sample Depth	0-1'	0-1'	0-1'	0-1'	3-4'	0-1'	0-1'	3-4'	0-1'	0-1'	3-4'
Sample Date	4/27/12	8/15/12	5/17/12	8/15/12	6/20/12	5/17/12	8/15/12	6/20/12	4/27/12	8/15/12	6/21/12
PAH (continued)											
Fluoranthene	NA	0.3	NA	0.39	<0.015	NA	0.22	<0.016	NA	0.064	0.16
Fluorene	NA	<0.0088	NA	0.016 J	<0.0083	NA	<0.0085	<0.0091	NA	<0.0085	0.011 J
Indeno(1,2,3-cd)pyrene	NA	0.096	NA	0.12	<0.012	NA	0.068	<0.014	NA	0.025 J	0.047
Naphthalene	NA	<0.0075	NA	0.039	<0.007	NA	0.013 J	<0.0077	NA	<0.0072	<0.007
Phenanthrene	NA	0.14	NA	0.31	<0.015	NA	0.14	<0.017	NA	0.022 J	0.085
Pyrene	NA	0.34	NA	0.35	<0.013	NA	0.21	<0.014	NA	0.052	0.14
Metal											
Arsenic	NA	5.4	NA	6.8	8.9	NA	8.9	8.3	NA	3.6	6.3
Barium	NA	110	NA	980	130	NA	170	110	NA	78	170
Cadmium	NA	0.98	NA	1.1	0.15 J	NA	0.75	0.14 J	NA	0.25	0.67
Chromium	NA	15	NA	19	21	NA	14	20	NA	8.5	15
Cyanide, Total	NA	<0.15	NA	<0.17	<0.15	NA	<0.12	<0.16	NA	<0.16	0.41 J
Lead	NA	91	NA	900	18	NA	88	16	NA	15	96
Mercury	NA	0.12	NA	0.17	0.047 B	NA	0.093	0.062 B	NA	0.03	0.41 B
Selenium	NA	0.38 J	NA	0.55 J	<0.29	NA	0.58 J	<0.32	NA	<0.31	0.53 J
Silver	NA	0.12 J	NA	0.28 J	<0.06	NA	0.24 J	<0.067	NA	<0.066	0.6
PCBs											
Aroclor-1242	<0.00628	NA	<0.00704	NA	<0.0062	<0.00684	NA	<0.0066	<0.00558	NA	<0.0059
Aroclor-1254	<0.00372	NA	<0.00417	NA	<0.0041	<0.00405	NA	<0.0044	<0.00331	NA	<0.0039
Aroclor-1260	<0.00198	NA	<0.00222	NA	<0.0093	<0.00215	NA	<0.0099	<0.00176	NA	0.018
Total Detected PCBs	ND	NA	ND	NA	ND	ND	NA	ND	ND	NA	0.018

Footnotes on Page 27.

Table 1-2. Summary of Off-Site Soil Analytical Results, Residential Properties, Madison-Kipp Corporation, Madison, Wisconsin.

Well/Boring	110-2			114-1			114-2			118-1		
	0-1'	0-1'	3-4'	0-1'	0-1'	3-4'	0-1'	0-1'	3-4'	0-1'	0-1'	3-4'
Sample Depth	0-1'	0-1'	3-4'	0-1'	0-1'	3-4'	0-1'	0-1'	3-4'	0-1'	0-1'	3-4'
Sample Date	4/27/12	8/15/12	6/21/12	4/27/12	8/15/12	6/21/12	4/27/12	8/15/12	6/21/12	4/30/12	8/15/12	6/21/12
VOC												
1,2,3-Trichlorobenzene	<0.0143	NA	<0.02	<0.0149	NA	<0.023	<0.0178	NA	<0.023	<0.0148	NA	<0.024
1,2,4-Trichlorobenzene	<0.0143	NA	<0.022	<0.0149	NA	<0.025	<0.0178	NA	<0.025	<0.0148	NA	<0.026
1,2,4-Trimethylbenzene	0.0181 J, L, B	NA	<0.012	0.019 J, L, B	NA	<0.014	0.043 J, L, B	NA	<0.014	0.0195 J, L, B	NA	<0.014
1,3,5-Trimethylbenzene	<0.0244 L	NA	<0.012	<0.0255 L	NA	<0.013	<0.0304 L	NA	<0.014	<0.0254 L	NA	<0.014
Bromomethane	<0.0458	NA	<0.039	<0.0479	NA	<0.044	<0.057	NA	<0.046	<0.0476	NA	<0.047
Chloroform	<0.0113	NA	<0.012	<0.0118	NA	<0.013	<0.0141	NA	<0.014	<0.0117	NA	<0.014
cis-1,2-Dichloroethene	<0.0256	NA	<0.0071	<0.0267	NA	<0.008	<0.0319	NA	<0.0082	<0.0266	NA	<0.0084
Ethylbenzene	0.013 J, L, B	NA	<0.0073	<0.00435 L	NA	<0.0082	0.0104 J, L, B	NA	<0.0084	0.0162 J, L, B	NA	<0.0086
Hexachlorobutadiene	<0.0119 L	NA	<0.02	<0.0124 L	NA	<0.022 *	<0.0148 L	NA	<0.023	<0.0124 L	NA	<0.024
Methylene Chloride	0.0474 J, B	NA	<0.039	0.0515 J, B	NA	<0.044	0.0607 J, B	NA	<0.046	<0.0489	NA	<0.047
Naphthalene	<0.0791	NA	<0.029	<0.0827	NA	<0.032	<0.0985	NA	<0.033	<0.0822	NA	<0.034
n-Butylbenzene	<0.00951 L	NA	<0.0074	<0.00995 L	NA	<0.0084	0.0119 J, L, B	NA	<0.0086	<0.00989 L	NA	<0.0088
N-Propylbenzene	<0.00951 L	NA	<0.01	<0.00995 L	NA	<0.011	<0.0119 L	NA	<0.012	<0.00989 L	NA	<0.012
sec-Butylbenzene	<0.0113 L	NA	<0.0089	<0.0118 L	NA	<0.01	<0.0141 L	NA	<0.01	<0.0117 L	NA	<0.011
Tetrachloroethene	0.031 J	NA	1.5	0.0865 J	NA	0.071	0.0437 J	NA	<0.011	0.0695 J	NA	<0.011
Toluene	<0.00951	NA	<0.0066	<0.00995	NA	<0.0075	<0.0119	NA	<0.0077	<0.00989	NA	<0.0078
Trichloroethene	<0.0149	NA	<0.011	<0.0155	NA	<0.012	<0.0185	NA	<0.012	<0.0155	NA	<0.013
Xylenes, Total	<0.0131	NA	<0.0039	0.0159 J, B	NA	<0.0044	0.0259 J, B	NA	<0.0046	<0.0136	NA	<0.0047
PAH												
1-Methylnaphthalene	NA	<0.019	<0.018	NA	<0.019	<0.018	NA	<0.017	<0.018	NA	<0.018	<0.019
2-Methylnaphthalene	NA	<0.049	<0.047	NA	<0.049	<0.047	NA	<0.045	<0.048	NA	<0.048	<0.049
Acenaphthene	NA	<0.011	0.017 J	NA	<0.011	<0.011	NA	<0.01	<0.011	NA	0.013 J	<0.011
Acenaphthylene	NA	<0.0086	0.022 J	NA	<0.0087	<0.0082	NA	<0.0079	<0.0085	NA	<0.0084	<0.0087
Anthracene	NA	0.013 J	0.043	NA	0.017 J	<0.0084	NA	<0.0081	<0.0087	NA	0.046	<0.0089
Benzo(a)anthracene	NA	0.062	0.21	NA	0.082	<0.0075	NA	<0.0072	<0.0078	NA	0.32	0.013 J
Benzo(a)pyrene	NA	0.061	0.23	NA	0.089	<0.0065	NA	<0.0063	<0.0068	NA	0.3	0.011 J
Benzo(b)fluoranthene	NA	0.076	0.28	NA	0.11	0.0094 J	NA	<0.0067	<0.0072	NA	0.39	0.015 J
Benzo(g,h,i)perylene	NA	0.044	0.17	NA	0.066	<0.012	NA	<0.012	<0.013	NA	0.19	<0.013
Benzo(k)fluoranthene	NA	0.036 J	0.17	NA	0.049	<0.0085	NA	<0.0082	<0.0088	NA	0.16	<0.009
Chrysene	NA	0.07	0.23	NA	0.1	<0.0081	NA	0.0087 J	<0.0084	NA	0.39	0.012 J
Dibenz(a,h)anthracene	NA	<0.01	0.042	NA	0.018 J	<0.01	NA	<0.0096	<0.01	NA	0.057	<0.011

Footnotes on Page 27.

Table 1-2. Summary of Off-Site Soil Analytical Results, Residential Properties, Madison-Kipp Corporation, Madison, Wisconsin.

Well/Boring	110-2			114-1			114-2			118-1		
	0-1'	0-1'	3-4'	0-1'	0-1'	3-4'	0-1'	0-1'	3-4'	0-1'	0-1'	3-4'
Sample Depth	0-1'	0-1'	3-4'	0-1'	0-1'	3-4'	0-1'	0-1'	3-4'	0-1'	0-1'	3-4'
Sample Date	4/27/12	8/15/12	6/21/12	4/27/12	8/15/12	6/21/12	4/27/12	8/15/12	6/21/12	4/30/12	8/15/12	6/21/12
PAH (continued)												
Fluoranthene	NA	0.12	0.49	NA	0.19	0.015 J	NA	<0.014	<0.015	NA	0.61	0.024 J
Fluorene	NA	<0.0085	0.021 J	NA	<0.0086	<0.0081	NA	<0.0078	<0.0084	NA	0.015 J	<0.0086
Indeno(1,2,3-cd)pyrene	NA	0.036 J	0.15	NA	0.051	<0.012	NA	<0.012	<0.013	NA	0.16	<0.013
Naphthalene	NA	<0.0072	0.009 J	NA	<0.0073	<0.0069	NA	<0.0066	<0.0071	NA	0.011 J	<0.0073
Phenanthrene	NA	0.058	0.21	NA	0.11	<0.015	NA	<0.014	<0.016	NA	0.26	<0.016
Pyrene	NA	0.11	0.4	NA	0.17	<0.013	NA	<0.012	<0.013	NA	0.49	0.02 J
Metal												
Arsenic	NA	4.4	7.4	NA	6.1	8.4	NA	2.2	7.5	NA	7.2	8.2
Barium	NA	120	200	NA	180	100	NA	19	110	NA	180	110
Cadmium	NA	0.25	1.2	NA	0.57	0.12 J	NA	0.42	0.13 J	NA	0.7	0.18 J
Chromium	NA	13	15	NA	16	21	NA	3	19	NA	15	19
Cyanide, Total	NA	<0.18	1.1	NA	<0.17	<0.1	NA	<0.13	<0.16	NA	<0.17	<0.14
Lead	NA	31	120	NA	72	16	NA	28	17	NA	160	30
Mercury	NA	0.034	1.2 B	NA	0.35	0.072 B	NA	<0.0053	0.037 B	NA	0.089	0.073 B
Selenium	NA	0.28 J	0.67 J	NA	0.55 J	<0.32	NA	<0.27	<0.31	NA	0.41 J	<0.3
Silver	NA	<0.06	1.8	NA	0.48 J	0.074 J	NA	<0.056	<0.066	NA	0.098 J	<0.063
PCBs												
Aroclor-1242	<0.00642	NA	<0.0059	<0.00672	NA	<0.0062	<0.00657	NA	<0.006	<0.00668	NA	<0.0062
Aroclor-1254	<0.00381	NA	<0.0039	<0.00398	NA	<0.0041	<0.00389	NA	<0.004	<0.00396	NA	<0.0041
Aroclor-1260	<0.00202	NA	0.096	<0.00211	NA	<0.0092	<0.00207	NA	<0.009	<0.0021	NA	<0.0092
Total Detected PCBs	ND	NA	0.096	ND	NA	ND	ND	NA	ND	ND	NA	ND

Footnotes on Page 27.

Table 1-2. Summary of Off-Site Soil Analytical Results, Residential Properties, Madison-Kipp Corporation, Madison, Wisconsin.

Well/Boring	118-2			126-1			126-2			128-1		
	0-1'	0-1'	3-4'	0-1'	0-1'	3-4'	0-1'	0-1'	3-4'	0-1'	0-1'	3-4'
Sample Depth	0-1'	0-1'	3-4'	0-1'	0-1'	3-4'	0-1'	0-1'	3-4'	0-1'	0-1'	3-4'
Sample Date	4/30/12	8/15/12	6/21/12	4/30/12	8/15/12	6/21/12	4/30/12	8/15/12	6/21/12	4/30/12	8/15/12	6/21/12
VOC												
1,2,3-Trichlorobenzene	<0.0156	NA	<0.023	<0.0158	NA	<0.021	<0.0156	NA	<0.023	<0.0152	NA	<0.024
1,2,4-Trichlorobenzene	<0.0156	NA	<0.025	<0.0158	NA	<0.022	<0.0156	NA	<0.024	<0.0152	NA	<0.026
1,2,4-Trimethylbenzene	0.0178 J, L, B	NA	<0.014	<0.0105 L	NA	<0.013	0.0192 J, B, L	NA	<0.014	0.0174 J, L, B	NA	<0.015
1,3,5-Trimethylbenzene	<0.0267 L	NA	<0.014	<0.027 L	NA	<0.012	<0.0266 L	NA	<0.013	<0.026 L	NA	<0.014
Bromomethane	<0.0501	NA	<0.045	<0.0508	NA	<0.04	<0.0499	NA	<0.044	<0.0488	NA	<0.047
Chloroform	<0.0124	NA	<0.014	<0.0125	NA	<0.012	<0.0123	NA	<0.013	<0.012	NA	<0.014
cis-1,2-Dichloroethene	<0.028	NA	<0.0082	<0.0283	NA	<0.0073	<0.0279	NA	<0.0079	<0.0273	NA	<0.0085
Ethylbenzene	<0.00455 L	NA	<0.0084	<0.00461 L	NA	<0.0075	0.00822 J, L, B	NA	<0.0081	0.0139 J, L, B	NA	<0.0087
Hexachlorobutadiene	<0.013 L	NA	<0.023	<0.0132 L	NA	<0.021	<0.013 L	NA	<0.022 *	<0.0127 L	NA	<0.024 *
Methylene Chloride	<0.0514	NA	<0.045	<0.0521	NA	<0.04	<0.0512	NA	<0.044	<0.0501	NA	<0.047
Naphthalene	<0.0865	NA	<0.033	<0.0877	NA	<0.029	<0.0862	NA	<0.032	<0.0843	NA	<0.034
n-Butylbenzene	<0.0104 L	NA	<0.0086	<0.0105 L	NA	<0.0076	<0.0104 L	NA	<0.0083	<0.0101 L	NA	<0.0089
N-Propylbenzene	<0.0104 L	NA	<0.012	<0.0105 L	NA	<0.01	<0.0104 L	NA	<0.011	<0.0101 L	NA	<0.012
sec-Butylbenzene	<0.0124 L	NA	<0.01	<0.0125 L	NA	<0.0091	<0.0123 L	NA	<0.01	<0.012 L	NA	<0.011
Tetrachloroethene	0.102 J	NA	<0.011	0.0749 J	NA	<0.0099	0.0986 J	NA	<0.011	0.0168 J	NA	<0.012
Toluene	<0.0104	NA	<0.0077	<0.0105	NA	<0.0068	<0.0104	NA	<0.0074	0.0127 J	NA	<0.0079
Trichloroethene	<0.0163	NA	<0.012	<0.0165	NA	<0.011	<0.0162	NA	<0.012	<0.0158	NA	<0.013
Xylenes, Total	<0.0143	NA	<0.0046	0.0167 J, B	NA	<0.0041	0.0178 J, B	NA	<0.0044	<0.0139	NA	<0.0047
PAH												
1-Methylnaphthalene	NA	<0.019	<0.019	NA	0.033 J	<0.02	NA	<0.019	<0.019	NA	<0.018	<0.02
2-Methylnaphthalene	NA	<0.049	<0.049	NA	<0.048	<0.053	NA	<0.048	<0.05	NA	<0.048	<0.052
Acenaphthene	NA	<0.011	<0.011	NA	<0.011	<0.012	NA	<0.011	<0.011	NA	<0.011	<0.012
Acenaphthylene	NA	<0.0087	<0.0086	NA	<0.0085	<0.0094	NA	<0.0086	<0.0088	NA	<0.0084	<0.0091
Anthracene	NA	0.016 J	0.012 J	NA	0.022 J	<0.0096	NA	0.019 J	<0.009	NA	0.018 J	<0.0093
Benzo(a)anthracene	NA	0.096	0.013 J	NA	0.13	<0.0085	NA	0.098	<0.008	NA	0.11	<0.0083
Benzo(a)pyrene	NA	0.1	0.0084 J	NA	0.12	<0.0074	NA	0.11	<0.007	NA	0.11	<0.0072
Benzo(b)fluoranthene	NA	0.13	0.0093 J	NA	0.18	<0.0079	NA	0.15	<0.0074	NA	0.13	<0.0077
Benzo(g,h,i)perylene	NA	0.08	<0.013	NA	0.085	<0.014	NA	0.077	<0.013	NA	0.077	<0.013
Benzo(k)fluoranthene	NA	0.07	<0.0089	NA	0.06	<0.0097	NA	0.061	<0.0091	NA	0.087	<0.0095
Chrysene	NA	0.12	0.0096 J	NA	0.15	<0.0092	NA	0.14	<0.0086	NA	0.13	<0.009
Dibenz(a,h)anthracene	NA	0.024 J	<0.01	NA	0.022 J	<0.011	NA	0.021 J	<0.011	NA	<0.01	<0.011

Footnotes on Page 27.

Table 1-2. Summary of Off-Site Soil Analytical Results, Residential Properties, Madison-Kipp Corporation, Madison, Wisconsin.

Well/Boring	118-2			126-1			126-2			128-1		
	0-1'	0-1'	3-4'	0-1'	0-1'	3-4'	0-1'	0-1'	3-4'	0-1'	0-1'	3-4'
Sample Depth	0-1'	0-1'	3-4'	0-1'	0-1'	3-4'	0-1'	0-1'	3-4'	0-1'	0-1'	3-4'
Sample Date	4/30/12	8/15/12	6/21/12	4/30/12	8/15/12	6/21/12	4/30/12	8/15/12	6/21/12	4/30/12	8/15/12	6/21/12
PAH (continued)												
Fluoranthene	NA	0.18	0.031 J	NA	0.29	<0.017	NA	0.23	<0.016	NA	0.2	<0.016
Fluorene	NA	<0.0086	<0.0085	NA	0.0085 J	<0.0093	NA	<0.0085	<0.0087	NA	<0.0083	<0.009
Indeno(1,2,3-cd)pyrene	NA	0.064	<0.013	NA	0.074	<0.014	NA	0.064	<0.013	NA	0.069	<0.013
Naphthalene	NA	<0.0073	<0.0072	NA	0.02 J	<0.0079	NA	<0.0072	0.013 J	NA	<0.0071	<0.0077
Phenanthrene	NA	0.096	0.032 J	NA	0.14	<0.017	NA	0.12	<0.016	NA	0.08	<0.017
Pyrene	NA	0.22	0.021 J	NA	0.22	<0.015	NA	0.21	<0.014	NA	0.17	<0.014
Metal												
Arsenic	NA	6.9	7.5	NA	5.3	8.2	NA	6.2	8	NA	5.3	7.6
Barium	NA	200	81	NA	140	89	NA	170	110	NA	180	93
Cadmium	NA	5	0.12 J	NA	0.54	0.10 J	NA	0.7	0.13 J	NA	0.48	0.10 J
Chromium	NA	15	18	NA	15	20	NA	14	19	NA	17	19
Cyanide, Total	NA	<0.16	<0.11	NA	<0.17	<0.19	NA	<0.15	0.13 J	NA	<0.18	0.23 J
Lead	NA	170	16	NA	74	14	NA	97	15	NA	62	13
Mercury	NA	0.11	0.054 B	NA	0.057	0.057 B	NA	0.04	0.078 B	NA	0.052	0.03 B
Selenium	NA	0.52 J	<0.3	NA	<0.32	<0.34	NA	0.48 J	<0.31	NA	0.41 J	<0.32
Silver	NA	0.18 J	<0.063	NA	<0.067	<0.071	NA	<0.066	<0.066	NA	<0.067	<0.066
PCBs												
Aroclor-1242	<0.00702	NA	<0.0061	<0.00712	NA	<0.0068	<0.007	NA	<0.0063	<0.00684	NA	<0.0063
Aroclor-1254	<0.00416	NA	<0.004	<0.00422	NA	<0.0045	<0.00415	NA	<0.0041	<0.00406	NA	<0.0042
Aroclor-1260	<0.00221	NA	<0.0091	<0.00224	NA	<0.01	<0.0022	NA	<0.0094	<0.00215	NA	<0.0095
Total Detected PCBs	ND	NA	ND	ND	NA	ND	ND	NA	ND	ND	NA	ND

Footnotes on Page 27.

Table 1-2. Summary of Off-Site Soil Analytical Results, Residential Properties, Madison-Kipp Corporation, Madison, Wisconsin.

Well/Boring	128-2			130-1			134-1			134-2		
	0-1'	0-1'	3-4'	0-1'	0-1'	3-4'	0-1'	0-1'	3-4'	0-1'	0-1'	3-4'
Sample Depth	4/30/12	8/15/12	6/21/12	4/30/12	8/15/12	6/22/12	4/30/12	8/15/12	6/22/12	4/30/12	8/15/12	6/22/12
Sample Date												
VOC												
1,2,3-Trichlorobenzene	<0.0157	NA	<0.019	<0.0159	NA	<0.021	<0.0162	NA	<0.025	<0.0152	NA	<0.023
1,2,4-Trichlorobenzene	<0.0157	NA	<0.021	<0.0159	NA	<0.022	<0.0162	NA	<0.027	<0.0152	NA	<0.025
1,2,4-Trimethylbenzene	0.0184 J, B, L	NA	<0.012	<0.0106 L	NA	<0.012	0.0162 J, B, L	NA	<0.015	0.0118 J, B, L	NA	<0.014
1,3,5-Trimethylbenzene	<0.0267 L	NA	<0.011	<0.0271 L	NA	<0.012	<0.0277 L	NA	<0.015	<0.026 L	NA	<0.014
Bromomethane	<0.0502	NA	<0.037	<0.0509	NA	<0.04	<0.052	NA	<0.048	<0.0488	NA	<0.045
Chloroform	<0.0124	NA	<0.011	<0.0126	NA	<0.012	<0.0128	NA	<0.014	<0.012	NA	<0.014
cis-1,2-Dichloroethene	<0.0281	NA	<0.0068	<0.0284	NA	<0.0073	<0.029	NA	<0.0087	<0.0272	NA	<0.0081
Ethylbenzene	0.00525 J, L, B	NA	<0.0069	<0.00463 L	NA	<0.0074	<0.00472 L	NA	<0.0089	<0.00444 L	NA	<0.0083
Hexachlorobutadiene	<0.013 L	NA	<0.019 *	<0.0132 L	NA	<0.02 *	<0.0135 L	NA	<0.024 *	<0.0127 L	NA	<0.023 *
Methylene Chloride	0.0558 J, B	NA	<0.038	<0.0522	NA	<0.04	<0.0533	NA	<0.048	<0.0501	NA	<0.045
Naphthalene	<0.0868	NA	<0.027	<0.088	NA	<0.029	<0.0897	NA	<0.035	<0.0843	NA	<0.033
n-Butylbenzene	<0.0104 L	NA	<0.0071	<0.0106 L	NA	<0.0076	<0.0108 L	NA	<0.0091	<0.0101 L	NA	<0.0085
N-Propylbenzene	<0.0104 L	NA	<0.0096	<0.0106 L	NA	<0.01	<0.0108 L	NA	<0.012	<0.0101 L	NA	<0.012
sec-Butylbenzene	<0.0124 L	NA	<0.0085	<0.0126 L	NA	<0.0091	0.0148 J, L	NA	<0.011	<0.012 L	NA	<0.01
Tetrachloroethene	<0.0104	NA	<0.0092	0.0524 J	NA	<0.0099	0.0528 J	NA	<0.012	0.0912 J	NA	<0.011
Toluene	<0.0104	NA	<0.0063	<0.0106	NA	<0.0068	<0.0108	NA	<0.0081	<0.0101	NA	<0.0076
Trichloroethene	<0.0163	NA	<0.01	<0.0165	NA	<0.011	<0.0169	NA	<0.013	<0.0158	NA	<0.012
Xylenes, Total	0.0151 J, B	NA	<0.0038	0.0147 J, B	NA	<0.004	<0.0148	NA	<0.0048	0.0147 J, B	NA	<0.0045
PAH												
1-Methylnaphthalene	NA	<0.018	<0.019	NA	<0.02	<0.02	NA	<0.02	<0.02	NA	<0.019	<0.019
2-Methylnaphthalene	NA	<0.048	<0.048	NA	<0.053	<0.052	NA	<0.051	<0.052	NA	<0.05	<0.05
Acenaphthene	NA	<0.011	<0.011	NA	<0.012	<0.012	NA	<0.012	<0.012	NA	<0.011	<0.011
Acenaphthylene	NA	<0.0084	<0.0086	NA	<0.0094	<0.0091	NA	<0.0091	<0.0093	NA	0.011 J	<0.0088
Anthracene	NA	0.017 J	<0.0088	NA	<0.0096	<0.0093	NA	0.021 J	<0.0095	NA	0.03 J	<0.009
Benzo(a)anthracene	NA	0.084	<0.0078	NA	0.047	0.016 J	NA	0.11	<0.0085	NA	0.087	<0.008
Benzo(a)pyrene	NA	0.08	<0.0068	NA	0.05	0.014 J	NA	0.12	<0.0074	NA	0.087	<0.007
Benzo(b)fluoranthene	NA	0.12	<0.0072	NA	0.066	0.018 J	NA	0.16	<0.0078	NA	0.11	<0.0074
Benzo(g,h,i)perylene	NA	0.058	<0.013	NA	0.04 J	<0.013	NA	0.085	<0.014	NA	0.069	<0.013
Benzo(k)fluoranthene	NA	0.053	<0.0089	NA	0.031 J	0.013 J	NA	0.061	<0.0096	NA	0.061	<0.0091
Chrysene	NA	0.1	<0.0084	NA	0.056	0.017 J	NA	0.14	<0.0091	NA	0.11	<0.0086
Dibenz(a,h)anthracene	NA	0.015 J	<0.01	NA	<0.011	<0.011	NA	0.022 J	<0.011	NA	0.017 J	<0.011

Footnotes on Page 27.

Table 1-2. Summary of Off-Site Soil Analytical Results, Residential Properties, Madison-Kipp Corporation, Madison, Wisconsin.

Well/Boring	128-2			130-1			134-1			134-2		
	0-1'	0-1'	3-4'	0-1'	0-1'	3-4'	0-1'	0-1'	3-4'	0-1'	0-1'	3-4'
Sample Depth	0-1'	0-1'	3-4'	0-1'	0-1'	3-4'	0-1'	0-1'	3-4'	0-1'	0-1'	3-4'
Sample Date	4/30/12	8/15/12	6/21/12	4/30/12	8/15/12	6/22/12	4/30/12	8/15/12	6/22/12	4/30/12	8/15/12	6/22/12
PAH (continued)												
Fluoranthene	NA	0.18	<0.015	NA	0.092	0.041	NA	0.26	<0.017	NA	0.2	<0.016
Fluorene	NA	<0.0083	<0.0085	NA	<0.0093	<0.009	NA	<0.009	<0.0092	NA	0.0094 J	<0.0087
Indeno(1,2,3-cd)pyrene	NA	0.052	<0.013	NA	0.032 J	<0.013	NA	0.072	<0.014	NA	0.055	<0.013
Naphthalene	NA	<0.0071	<0.0072	NA	<0.0079	<0.0077	NA	<0.0076	<0.0078	NA	<0.0074	<0.0074
Phenanthrene	NA	0.088	<0.016	NA	0.034 J	<0.017	NA	0.11	<0.017	NA	0.092	<0.016
Pyrene	NA	0.14	<0.013	NA	0.082	0.027 J	NA	0.19	<0.015	NA	0.15	<0.014
Metal												
Arsenic	NA	5.7	7.4	NA	6	8.1	NA	10	8.3	NA	5.7	7.4
Barium	NA	200	120	NA	130	120	NA	200	120	NA	220	100 V
Cadmium	NA	0.88	0.24	NA	0.47	0.14 J	NA	0.54	0.12 J	NA	0.49	0.12 J
Chromium	NA	15	18	NA	14	18	NA	13	20	NA	12	17 V
Cyanide, Total	NA	<0.18	1.6	NA	<0.2	<0.2	NA	<0.15	0.25 J B	NA	<0.19	<0.19
Lead	NA	140	53	NA	49	15	NA	100	16	NA	92	14
Mercury	NA	0.084	0.067 B	NA	0.22	0.041 B	NA	0.034	0.041 B	NA	0.076	0.038 B
Selenium	NA	0.33 J	<0.3	NA	<0.32	<0.3	NA	0.46 J	<0.34	NA	0.43 J	<0.3
Silver	NA	<0.068	<0.062	NA	0.22 J	<0.064	NA	0.070 J	<0.071	NA	0.11 J	<0.062
PCBs												
Aroclor-1242	<0.00705	NA	<0.0062	<0.00714	NA	<0.0067	<0.00729	NA	<0.0069	<0.00684	NA	<0.0063
Aroclor-1254	<0.00418	NA	<0.0041	<0.00423	NA	<0.0044	<0.00432	NA	<0.0046	<0.00406	NA	<0.0042
Aroclor-1260	<0.00222	NA	<0.0093	<0.00225	NA	<0.0099	<0.00229	NA	<0.01	<0.00215	NA	<0.0095
Total Detected PCBs	ND	NA	ND	ND	NA	ND	ND	NA	ND	ND	NA	ND

Footnotes on Page 27.

Table 1-2. Summary of Off-Site Soil Analytical Results, Residential Properties, Madison-Kipp Corporation, Madison, Wisconsin.

Well/Boring	138-1		138-2		142-1			142-2			146-1	
	0-1'	3-4'	0-1'	3-4'	0-1'	0-1'	3-4'	0-1'	0-1'	3-4'	0-1'	3-4'
Sample Depth	7/20/12	7/20/12	7/20/12	7/20/12	4/30/12	8/15/12	6/22/12	4/30/12	8/15/12	6/22/12	6/25/12	6/25/12
Sample Date	7/20/12	7/20/12	7/20/12	7/20/12	4/30/12	8/15/12	6/22/12	4/30/12	8/15/12	6/22/12	6/25/12	6/25/12
VOC												
1,2,3-Trichlorobenzene	<0.02	<0.02	<0.021	<0.018	<0.0153	NA	<0.023	<0.0151	NA	<0.022	<0.019	<0.02
1,2,4-Trichlorobenzene	<0.021	<0.022	<0.023	<0.019	<0.0153	NA	<0.024	<0.0151	NA	<0.023	<0.021	<0.022
1,2,4-Trimethylbenzene	<0.012	<0.012	<0.013	<0.011	0.0147 J, B, L	NA	<0.014	0.0147 J, B, L	NA	<0.013	<0.012	<0.012
1,3,5-Trimethylbenzene	<0.012	<0.012	<0.012	<0.01	<0.0262 L	NA	<0.013	<0.0258 L	NA	<0.013	<0.011	<0.012
Bromomethane	<0.038	<0.039	<0.041	<0.034	<0.0491	NA	<0.044	<0.0485	NA	<0.042	<0.037	<0.039
Chloroform	<0.012	<0.012	<0.012	<0.01	<0.0121	NA	<0.013	<0.012	NA	<0.013	<0.011 *	<0.012 *
cis-1,2-Dichloroethene	<0.0069	<0.007	<0.0074	<0.0062	<0.0274	NA	<0.0079	<0.0271	NA	<0.0076	<0.0067	<0.0071
Ethylbenzene	<0.0071	<0.0072	<0.0076	<0.0063	<0.00447 L	NA	<0.0081	<0.00441 L	NA	<0.0078	<0.0069	<0.0073
Hexachlorobutadiene	<0.019	<0.02	<0.021	<0.017	<0.0128 L	NA	<0.022	<0.0126 L	NA	<0.021	<0.019	<0.02
Methylene Chloride	<0.038	<0.039	<0.041	<0.034	0.0603 J, B	NA	<0.044	<0.0497	NA	<0.042	<0.037	<0.039
Naphthalene	<0.028	<0.028	<0.03	<0.025	<0.0849	NA	<0.032	<0.0837	NA	<0.031	0.089 J	<0.029
n-Butylbenzene	<0.0073	<0.0074	<0.0078	<0.0065	<0.0102 L	NA	<0.0083	<0.0101 L	NA	<0.008	<0.007	<0.0074
N-Propylbenzene	<0.0099	<0.01	<0.011	<0.0088	<0.0102 L	NA	<0.011	<0.0101 L	NA	<0.011	<0.0096	<0.01
sec-Butylbenzene	<0.0087	<0.0088	<0.0093	<0.0077	0.0126 J, L	NA	<0.0099	<0.012 L	NA	<0.0096	<0.0084	<0.0089
Tetrachloroethene	<0.0094	<0.0096	<0.01	<0.0084	0.0372 J	NA	0.044 J	0.0922 J	NA	0.039 J	<0.0091	<0.0096
Toluene	<0.0065	<0.0066	<0.0069	<0.0058	<0.0102	NA	<0.0074	<0.0101	NA	<0.0071	<0.0063	<0.0066
Trichloroethene	<0.01	<0.011	<0.011	<0.0093	<0.016	NA	<0.012	<0.0157	NA	<0.012	<0.01	<0.011
Xylenes, Total	<0.0039	<0.0039	<0.0041	<0.0034	<0.014	NA	<0.0044	0.0175 J, B	NA	<0.0042	<0.0037	<0.0039
PAH												
1-Methylnaphthalene	<0.018	<0.019	<0.02	<0.017	NA	<0.018	<0.018	NA	<0.019	<0.019	<0.019	<0.019
2-Methylnaphthalene	<0.048	<0.049	<0.052	<0.045	NA	<0.048	<0.048	NA	<0.05	<0.049	<0.049	<0.049
Acenaphthene	<0.011	<0.011	<0.012	<0.01	NA	<0.011	<0.011	NA	<0.011	<0.011	<0.011	<0.011
Acenaphthylene	<0.0085	<0.0087	<0.0092	<0.0079	NA	<0.0084	<0.0085	NA	<0.0088	<0.0086	<0.0087	<0.0086
Anthracene	<0.0087	<0.0089	0.014 J	<0.0081	NA	0.026 J	<0.0087	NA	0.02 J	<0.0088	<0.0089	<0.0088
Benzo(a)anthracene	0.048	<0.008	0.077	<0.0072	NA	0.13	0.0093 J	NA	0.1	0.023 J	0.013 J	<0.0079
Benzo(a)pyrene	0.052	<0.0069	0.076	<0.0063	NA	0.17	<0.0067	NA	0.12	0.02 J	0.014 J	<0.0069
Benzo(b)fluoranthene	0.068	<0.0074	0.093	<0.0067	NA	0.19	0.0077 J	NA	0.15	0.031 J	0.017 J	<0.0073
Benzo(g,h,i)perylene	0.042	<0.013	0.075	<0.012	NA	0.35	<0.012	NA	0.1	0.016 J	0.015 J	<0.013
Benzo(k)fluoranthene	0.031 J	<0.0091	0.052	<0.0082	NA	0.076	<0.0088	NA	0.091	0.012 J	0.0092 J	<0.009
Chrysene	0.058	<0.0086	0.083	<0.0078	NA	0.17	<0.0083	NA	0.15	0.027 J	0.015 J	<0.0085
Dibenz(a,h)anthracene	0.01 J	<0.011	0.024 J	<0.0096	NA	0.14	<0.01	NA	0.026 J	<0.01	<0.011	<0.011

Footnotes on Page 27.

Table 1-2. Summary of Off-Site Soil Analytical Results, Residential Properties, Madison-Kipp Corporation, Madison, Wisconsin.

Well/Boring	138-1		138-2		142-1			142-2			146-1	
	0-1'	3-4'	0-1'	3-4'	0-1'	0-1'	3-4'	0-1'	0-1'	3-4'	0-1'	3-4'
Sample Depth	0-1'	3-4'	0-1'	3-4'	0-1'	0-1'	3-4'	0-1'	0-1'	3-4'	0-1'	3-4'
Sample Date	7/20/12	7/20/12	7/20/12	7/20/12	4/30/12	8/15/12	6/22/12	4/30/12	8/15/12	6/22/12	6/25/12	6/25/12
PAH (continued)												
Fluoranthene	0.098	<0.016	0.16	<0.014	NA	0.28	0.018 J	NA	0.23	0.053	0.023 J	<0.015
Fluorene	<0.0084	<0.0086	<0.0091	<0.0078	NA	0.011 J	<0.0084	NA	0.0092 J	<0.0085	<0.0086	<0.0086
Indeno(1,2,3-cd)pyrene	0.036 J	<0.013	0.063	<0.012	NA	0.18	<0.012	NA	0.071	<0.013	<0.013	<0.013
Naphthalene	<0.0071	<0.0073	<0.0077	<0.0066	NA	0.0079 J	<0.0071	NA	<0.0074	<0.0072	<0.0073	<0.0072
Phenanthrene	0.045	<0.016	0.079	<0.014	NA	0.15	<0.015	NA	0.12	0.022 J	<0.016	<0.016
Pyrene	0.075	<0.014	0.12	<0.012	NA	0.24	<0.013	NA	0.2	0.035 J	0.021 J	<0.014
Metal												
Arsenic	6.4	8.2	6.3	3.8	NA	7.8	8	NA	8.1	7.1	5.8	9.2
Barium	190	100	200	98	NA	310	110	NA	230	110	120	130
Cadmium	0.46	0.15 J	0.91	0.15 J	NA	0.81	0.15 J	NA	0.99	0.18 J	0.28	0.25
Chromium	13	21	17	20	NA	16	19	NA	17	17	15	19
Cyanide, Total	0.25 J	<0.14	0.26 J	<0.14	NA	0.49	<0.19	NA	0.39 J	<0.19	0.30 J	<0.19
Lead	47	16	110	10	NA	280	24	NA	470	44	24	18
Mercury	0.071	0.038	0.081	0.029	NA	0.067	0.061 B	NA	0.11	0.035 B	0.043	0.043
Selenium	0.82 J	0.53 J	0.92 J	0.30 J	NA	0.83 J	<0.32	NA	0.64 J	<0.3	0.45 J	0.69 J
Silver	0.083 J	<0.066	0.10 J	<0.062	NA	0.083 J	<0.067	NA	0.19 J	<0.062	<0.061	<0.069
PCBs												
Aroclor-1242	<0.006	<0.0062	<0.0066	<0.0057	<0.00689	NA	<0.0063	<0.0068	NA	<0.0062	<0.0062	<0.0061
Aroclor-1254	0.03	0.007 J	0.072	0.005 J	<0.00408	NA	0.0097 J	<0.00403	NA	0.016 J	<0.0041	<0.004
Aroclor-1260	<0.009	<0.0093	<0.0099	<0.0085	<0.00217	NA	<0.0094	<0.00214	NA	<0.0093	<0.0092	<0.0092
Total Detected PCBs	0.03	0.007	0.072	0.005	ND	NA	0.0097	ND	NA	0.016	ND	ND

Footnotes on Page 27.

Table 1-2. Summary of Off-Site Soil Analytical Results, Residential Properties, Madison-Kipp Corporation, Madison, Wisconsin.

Well/Boring	146-2		150-1		150-2		154-1		162-1	162-2		166-1	
	0-1'	3-4'	0-1'	3-4'	0-1'	3-4'	0-1'	3-4'	0-1'	0-1'	3-4'	0-1'	3-4'
Sample Depth	0-1'	3-4'	0-1'	3-4'	0-1'	3-4'	0-1'	3-4'	0-1'	0-1'	3-4'	0-1'	3-4'
Sample Date	6/25/12	6/25/12	6/25/12	6/25/12	6/25/12	6/25/12	6/25/12	6/25/12	6/26/12	6/26/12	6/26/12	6/26/12	6/26/12
VOC													
1,2,3-Trichlorobenzene	<0.02	<0.02	<0.02	<0.031	<0.023	<0.023	<0.023	<0.023	<0.033	<0.023	<0.023	<0.021	<0.022
1,2,4-Trichlorobenzene	<0.021	<0.022	<0.022	<0.033	<0.025	<0.025	<0.025	<0.025	<0.036	<0.025	<0.025	<0.022	<0.024
1,2,4-Trimethylbenzene	<0.012	<0.012	<0.012	<0.019	<0.014	<0.014	<0.014	<0.014	<0.02	<0.014	<0.014	<0.012	<0.014
1,3,5-Trimethylbenzene	<0.012	<0.012	<0.012	<0.018	<0.014	<0.014	<0.014	<0.013	<0.019	<0.014	<0.014	<0.012	<0.013
Bromomethane	<0.039	<0.039	<0.04	<0.06	<0.045	<0.045	<0.046	<0.045	<0.064	<0.046	<0.045	<0.04	<0.044
Chloroform	<0.012 *	<0.012 *	<0.012 *	<0.018 *	<0.014 *	<0.013 *	<0.014 *	<0.013 *	<0.019 *	<0.014 *	<0.014 *	<0.012 *	<0.013 *
cis-1,2-Dichloroethene	<0.007	<0.0071	<0.0071	<0.011	<0.0082	<0.0081	<0.0082	<0.0081	<0.012	<0.0082	<0.0081	<0.0073	<0.0079
Ethylbenzene	<0.0071	<0.0072	<0.0073	<0.011	<0.0084	<0.0083	<0.0084	<0.0083	<0.012	<0.0084	<0.0083	<0.0075	<0.0081
Hexachlorobutadiene	<0.02	<0.02	<0.02	<0.03	<0.023	<0.023	<0.023	<0.023	<0.033	<0.023	<0.023	<0.02	<0.022
Methylene Chloride	<0.039	<0.039	<0.04	<0.06	<0.045	<0.045	<0.046	<0.045	<0.064	<0.046	<0.045	<0.04	<0.044
Naphthalene	<0.028	<0.028	<0.029	<0.043	<0.033	<0.032	<0.033	<0.032	<0.047	<0.033	<0.033	<0.029	<0.032
n-Butylbenzene	<0.0073	<0.0074	<0.0075	<0.011	<0.0086	<0.0085	<0.0086	<0.0084	<0.012	<0.0086	<0.0085	<0.0076	<0.0083
N-Propylbenzene	<0.0099	<0.01	<0.01	<0.015	<0.012	<0.011	<0.012	<0.011	<0.016	<0.012	<0.012	<0.01	<0.011
sec-Butylbenzene	<0.0087	<0.0088	<0.0089	<0.014	<0.01	<0.01	<0.01	<0.01	<0.015	<0.01	<0.01	<0.0091	<0.0099
Tetrachloroethene	0.83	<0.0096	0.45	0.064 J	0.24	0.096	0.53	0.076	<0.016	<0.011	<0.011	<0.0099	<0.011
Toluene	<0.0065	<0.0066	<0.0067	<0.01	<0.0076	<0.0076	<0.0077	<0.0075	<0.011	<0.0077	<0.0076	<0.0068	<0.0074
Trichloroethene	<0.011	<0.011	<0.011	<0.016	<0.012	<0.012	<0.012	<0.012	<0.018	<0.012	<0.012	<0.011	<0.012
Xylenes, Total	<0.0039	<0.0039	<0.004	<0.006	<0.0045	<0.0045	<0.0046	<0.0045	<0.0064	<0.0046	<0.0045	<0.004	<0.0044
PAH													
1-Methylnaphthalene	<0.018	<0.018	<0.017	<0.019	<0.017	<0.019	<0.018	<0.019	<0.023	<0.018	<0.018	<0.017	<0.019
2-Methylnaphthalene	<0.047	<0.048	<0.045	<0.049	<0.044	<0.05	<0.048	<0.05	<0.061	<0.047	<0.048	<0.045	<0.048
Acenaphthene	<0.011	<0.011	0.012 J	<0.011	<0.01	<0.012	<0.011	<0.011	<0.014	<0.011	<0.011	<0.01	<0.011
Acenaphthylene	<0.0083	<0.0085	0.0083 J	<0.0086	<0.0079	<0.0089	0.075	<0.0088	<0.011	<0.0083	<0.0085	<0.008	<0.0086
Anthracene	<0.0084	<0.0087	0.028 J	<0.0088	<0.008	<0.0091	0.033 J	0.013 J	<0.011	<0.0085	<0.0087	0.019 J	<0.0088
Benzo(a)anthracene	0.031 J	<0.0078	0.11	0.011 J	0.022 J	<0.0081	0.13	0.018 J	0.041 J	0.021 J	<0.0077	0.071	<0.0078
Benzo(a)pyrene	0.031 J	<0.0068	0.11	0.026 J	0.021 J	<0.007	0.18	0.017 J	0.041 J	0.021 J	<0.0067	0.067	<0.0068
Benzo(b)fluoranthene	0.045	<0.0072	0.15	0.054	0.032 J	<0.0075	0.21	0.022 J	0.052	0.033 J	<0.0072	0.1	<0.0072
Benzo(g,h,i)perylene	0.032 J	<0.013	0.074	0.076	0.017 J	<0.013	0.15	0.013 J	0.035 J	0.018 J	<0.012	0.051	<0.013
Benzo(k)fluoranthene	0.017 J	<0.0089	0.058	0.017 J	0.014 J	<0.0092	0.065	0.0095 J	0.027 J	0.014 J	<0.0088	0.058	<0.0089
Chrysene	0.039	<0.0084	0.12	0.035 J	0.027 J	<0.0087	0.16	0.018 J	0.047	0.028 J	<0.0083	0.083	<0.0084
Dibenz(a,h)anthracene	0.011 J	<0.01	0.022 J	0.02 J	<0.0095	<0.011	0.038	<0.011	<0.013	<0.01	<0.01	0.018 J	<0.01

Footnotes on Page 27.

Table 1-2. Summary of Off-Site Soil Analytical Results, Residential Properties, Madison-Kipp Corporation, Madison, Wisconsin.

Well/Boring	146-2		150-1		150-2		154-1		162-1	162-2		166-1	
	0-1'	3-4'	0-1'	3-4'	0-1'	3-4'	0-1'	3-4'	0-1'	0-1'	3-4'	0-1'	3-4'
Sample Depth	0-1'	3-4'	0-1'	3-4'	0-1'	3-4'	0-1'	3-4'	0-1'	0-1'	3-4'	0-1'	3-4'
Sample Date	6/25/12	6/25/12	6/25/12	6/25/12	6/25/12	6/25/12	6/25/12	6/25/12	6/26/12	6/26/12	6/26/12	6/26/12	6/26/12
PAH (continued)													
Fluoranthene	0.056	<0.015	0.24	0.016 J	0.042	<0.016	0.2	0.034 J	0.09	0.047	<0.015	0.15	<0.015
Fluorene	<0.0082	<0.0084	0.011 J	<0.0085	<0.0078	<0.0088	0.014 J	<0.0087	<0.011	<0.0082	<0.0084	<0.0079	<0.0085
Indeno(1,2,3-cd)pyrene	0.026 J	<0.013	0.064	0.042	0.016 J	<0.013	0.11	<0.013	0.027 J	0.015 J	<0.012	0.043	<0.013
Naphthalene	<0.0069	<0.0072	0.0072 J	<0.0072	<0.0066	<0.0074	0.0088 J	<0.0074	<0.0091	<0.007	<0.0071	<0.0067	<0.0072
Phenanthrene	0.035 J	<0.016	0.14	<0.016	0.024 J	<0.016	0.1	<0.016	0.052	0.029 J	<0.015	0.11	<0.016
Pyrene	0.052	<0.013	0.2	0.02 J	0.036	<0.014	0.21	0.024 J	0.084	0.038	<0.013	0.13	<0.013
Metal													
Arsenic	5.7	8.7	6.8	8.9	6	10	8.5	9.2	8.8	8.7	9.5	5.3	9.5
Barium	170	110	200	130	190	120	180	110	130	120	120	160	120
Cadmium	0.51	0.14 J	1	0.25	0.66	0.15 J	0.84	0.21	0.28	0.26	0.18 J	0.55	0.17 J
Chromium	14	19	18	19	12	22	22	19	18	19	19	12	19
Cyanide, Total	0.19 J	<0.14	0.19 J	<0.16	0.18 J	<0.15	<0.15	<0.16	<0.2	<0.11	<0.13	<0.16	<0.14
Lead	64	15	140	26	300	15	82	15	36	43	20	30	14
Mercury	0.21	0.057	0.19	0.059	0.065	0.042	0.085	0.091	0.064	0.049	0.064	0.06	0.059
Selenium	0.70 J	0.66 J	0.95 J	0.53 J	1.2	0.60 J	0.96 J	0.61 J	0.94 J	0.67 J	0.73 J	0.85 J	0.58 J
Silver	0.32 J	<0.063	0.28 J	<0.066	0.13 J	<0.07	2	<0.064	<0.085	<0.059	<0.068	<0.062	<0.067
PCBs													
Aroclor-1242	<0.0057	<0.0062	0.094	<0.0063	0.02	<0.0063	<0.0062	<0.0062	<0.0078	<0.006	<0.006	<0.0057	<0.006
Aroclor-1254	0.11	<0.0041	0.079	<0.0041	0.036	<0.0041	0.019	<0.0041	<0.0051	<0.0039	<0.004	<0.0037	<0.004
Aroclor-1260	<0.0085	<0.0093	<0.009	<0.0094	<0.0086	<0.0093	<0.0092	<0.0092	<0.012	<0.009	<0.009	<0.0085	<0.009
Total Detected PCBs	0.11	ND	0.173	ND	0.056	ND	0.019	ND	ND	ND	ND	ND	ND

Footnotes on Page 27.

Table 1-2. Summary of Off-Site Soil Analytical Results, Residential Properties, Madison-Kipp Corporation, Madison, Wisconsin.

Well/Boring	166-2		202-1		202-2		206-1		206-2		210-1	
	0-1'	0-1'	3-4'	0-1'	3-4'	0-1'	3-3.7	0-1'	3-4'	0-1'	3-4'	
Sample Depth	0-1'	0-1'	3-4'	0-1'	3-4'	0-1'	3-3.7	0-1'	3-4'	0-1'	3-4'	
Sample Date	6/26/12	6/26/12	6/26/12	6/26/12	6/26/12	8/22/2012	8/22/2012	8/22/2012	8/22/2012	8/17/2012	8/17/2012	
VOC												
1,2,3-Trichlorobenzene	<0.023	<0.021	<0.026	<0.021	<0.02	<0.023	<0.02	<0.02	<0.019	<0.026	<0.023	
1,2,4-Trichlorobenzene	<0.025	<0.022	<0.028	<0.022	<0.022	<0.024	<0.021	<0.021	<0.021	<0.028	<0.024	
1,2,4-Trimethylbenzene	<0.014	<0.012	<0.016	<0.012	<0.012	<0.014	<0.012	<0.012	<0.012	<0.016	<0.014	
1,3,5-Trimethylbenzene	<0.014	<0.012	<0.015	<0.012	<0.012	<0.013	<0.012	<0.012	<0.011	<0.015	<0.013	
Bromomethane	<0.045	<0.04	<0.051	<0.04	<0.04	<0.044	<0.039	<0.039	<0.038	<0.051	<0.044	
Chloroform	<0.014 *	<0.012 *	<0.015 *	<0.012	<0.012	<0.013	<0.012	<0.012	<0.011	<0.015	<0.013	
cis-1,2-Dichloroethene	<0.0081	<0.0073	<0.0092	<0.0072	<0.0072	<0.008	<0.007	<0.007	<0.0068	<0.0092	<0.0079	
Ethylbenzene	<0.0083	<0.0074	0.027	<0.0074	0.015	<0.0082	<0.0071	<0.0071	<0.007	<0.0094	<0.0081	
Hexachlorobutadiene	<0.023	<0.02	<0.026	<0.02	<0.02	<0.022	<0.02	<0.02	<0.019	<0.026	<0.022	
Methylene Chloride	<0.045	<0.04	<0.051	<0.04	<0.04	<0.044	<0.039	<0.039	<0.038	<0.051	<0.044	
Naphthalene	<0.033	<0.029	<0.037	<0.029	<0.029	<0.032	<0.028	<0.028	<0.027	<0.037	<0.032	
n-Butylbenzene	<0.0085	<0.0076	<0.0097	<0.0076	<0.0075	<0.0084	<0.0073	<0.0073	<0.0071	<0.0097	<0.0083	
N-Propylbenzene	<0.012	<0.01	<0.013	<0.01	<0.01	<0.011	<0.0099	<0.0099	<0.0097	<0.013	<0.011	
sec-Butylbenzene	<0.01	<0.0091	<0.012	<0.0091	<0.009	<0.01	<0.0087	<0.0087	<0.0085	<0.012	<0.0099	
Tetrachloroethene	<0.011	<0.0099	<0.013	0.065	<0.0098	<0.011	<0.0094	<0.0094	<0.0092	<0.013	<0.011	
Toluene	<0.0076	<0.0068	<0.0086	<0.0068	<0.0067	<0.0074	<0.0065	<0.0065	<0.0064	<0.0086	<0.0074	
Trichloroethene	<0.012	<0.011	<0.014	<0.011	<0.011	<0.012	<0.011	<0.011	<0.01	<0.014	<0.012	
Xylenes, Total	<0.0045	0.037	0.092	0.036	0.059	<0.0044	<0.0039	<0.0039	<0.0038	<0.0051	<0.0044	
PAH												
1-Methylnaphthalene	<0.018	<0.017	<0.019	<0.019	0.03 J	0.019 J	<0.018	<0.018	<0.017	<0.019	<0.019	
2-Methylnaphthalene	<0.048	<0.045	<0.049	<0.048	<0.05	<0.045	<0.048	<0.048	<0.045	<0.048	<0.049	
Acenaphthene	<0.011	0.021 J	<0.011	<0.011	0.1	0.048	<0.011	0.012 J	<0.01	0.022 J	<0.011	
Acenaphthylene	<0.0085	0.018 J	<0.0087	<0.0086	0.12	<0.0079	<0.0085	<0.0085	<0.008	<0.0086	<0.0087	
Anthracene	0.012 J	0.059	<0.0089	<0.0088	0.27	0.2	<0.0087	0.038	<0.0082	0.061	<0.0089	
Benzo(a)anthracene	0.043	0.26	<0.008	<0.0078	0.79	0.32	<0.0077	0.092	<0.0073	0.23	0.0096 J	
Benzo(a)pyrene	0.041	0.26	<0.0069	<0.0068	0.82	0.28	<0.0067	0.12	<0.0063	0.15	0.013 J	
Benzo(b)fluoranthene	0.056	0.34	<0.0074	0.008 J	1.1	0.31	<0.0072	0.13	<0.0068	0.17	<0.0074	
Benzo(g,h,i)perylene	0.034 J	0.19	<0.013	<0.013	0.58	0.13	<0.012	0.078	<0.012	0.11	<0.013	
Benzo(k)fluoranthene	0.023 J	0.19	<0.0091	<0.0089	0.48	0.15	<0.0088	0.086	<0.0083	0.14	<0.009	
Chrysene	0.052	0.29	<0.0086	<0.0084	0.96	0.37	<0.0083	0.16	<0.0079	0.23	<0.0086	
Dibenz(a,h)anthracene	0.01 J	0.053	<0.011	<0.01	0.17	0.073	<0.01	0.033 J	<0.0097	0.05	<0.011	

Footnotes on Page 27.

Table 1-2. Summary of Off-Site Soil Analytical Results, Residential Properties, Madison-Kipp Corporation, Madison, Wisconsin.

Well/Boring	166-2		202-1		202-2		206-1		206-2		210-1	
Sample Depth	0-1'	0-1'	3-4'	0-1'	3-4'	0-1'	3-3.7	0-1'	3-4'	0-1'	3-4'	
Sample Date	6/26/12	6/26/12	6/26/12	6/26/12	6/26/12	8/22/2012	8/22/2012	8/22/2012	8/22/2012	8/17/2012	8/17/2012	
PAH (continued)												
Fluoranthene	0.087	0.61	<0.016	<0.015	2	0.69	<0.015	0.24	<0.014	0.46	0.017 J	
Fluorene	<0.0084	0.021 J	<0.0087	<0.0085	0.13	0.06	<0.0084	0.016 J	<0.0079	0.03 J	<0.0086	
Indeno(1,2,3-cd)pyrene	0.025 J	0.17	<0.013	<0.013	0.5	0.12	<0.012	0.056	<0.012	0.09	<0.013	
Naphthalene	<0.0071	0.0091 J	<0.0073	<0.0072	0.04	0.064	<0.0071	0.011 J	<0.0067	0.01 J	<0.0073	
Phenanthrene	0.068	0.3	<0.016	<0.016	1.3	0.61	<0.015	0.19	<0.015	0.37	<0.016	
Pyrene	0.079	0.47	<0.014	<0.013	1.5	0.6	<0.013	0.24	<0.013	0.42	0.014 J	
Metal												
Arsenic	8.9	8.9	10	7.3	9.4	4.6	7.9	9.9	5	8	8.6	
Barium	220	220	130	220	110	190	110	230	97	180	120	
Cadmium	0.36	1.5	0.24	1.1	0.21	0.77	0.071 J	0.83	0.061 J	0.7	0.20 J	
Chromium	18	17	20	14	20	17	21	17	16	15	19	
Cyanide, Total	<0.18	0.23 J	<0.16	0.20 J	<0.18	0.27 J B	0.21 J B	0.26 J B	0.24 J B	<0.18	<0.16	
Lead	58	250	34	390	35	91 B	15 B	140 B	11 B	100	18	
Mercury	0.068	0.23	0.079	0.089	0.054	0.099	0.035	0.13	0.023	0.069 B	0.038 B	
Selenium	0.84 J	0.91 J	0.51 J	0.64 J	0.49 J	0.56 J	0.89 J	0.66 J	0.72 J	0.98 J	1.0 J	
Silver	<0.064	0.37 J	<0.066	<0.063	<0.064	0.15 J	<0.062	0.37 J	<0.066	0.20 J	<0.065	
PCBs												
Aroclor-1242	<0.0061	<0.006	<0.0063	<0.0062	<0.0064	<0.0058	<0.0062	<0.006	<0.0058	<0.0062	<0.0062	
Aroclor-1254	<0.004	<0.0039	<0.0041	<0.0041	<0.0042	<0.0038	<0.0041	0.024	<0.0038	<0.004	<0.0041	
Aroclor-1260	<0.0092	<0.0089	<0.0094	<0.0093	<0.0095	<0.0087	<0.0092	<0.009	<0.0087	<0.0092	<0.0093	
Total Detected PCBs	ND	ND	ND	ND	ND	ND	ND	0.024	ND	ND	ND	

Footnotes on Page 27.

Table 1-2. Summary of Off-Site Soil Analytical Results, Residential Properties, Madison-Kipp Corporation, Madison, Wisconsin.

Well/Boring	210-2		214-1		214-2		218-1		218-2		222-1	
	0-1'	1.5-2'	0-1'	3-4'	0-1'	3-4'	0-1'	3-4'	0-1'	3-4'	0-1'	3-4'
Sample Depth	8/17/2012	8/17/2012	8/17/2012	8/17/2012	8/17/2012	8/17/2012	8/17/2012	8/17/2012	8/17/2012	8/17/2012	8/17/2012	8/17/2012
VOC												
1,2,3-Trichlorobenzene	<0.019	<0.024	<0.025	<0.037	<0.025	<0.026	<0.02	<0.023	<0.021	<0.021	<0.02	<0.047
1,2,4-Trichlorobenzene	<0.021	<0.025	<0.028	<0.04	<0.027	<0.028	<0.022	<0.025	<0.023	<0.023	<0.021	<0.05
1,2,4-Trimethylbenzene	<0.012	<0.014	<0.015	<0.022	<0.015	<0.016	<0.012	<0.014	<0.013	<0.013	<0.012	<0.028
1,3,5-Trimethylbenzene	<0.011	<0.014	<0.015	<0.022	<0.014	<0.015	<0.012	<0.014	<0.013	<0.012	<0.012	<0.027
Bromomethane	<0.038	<0.046	<0.05	<0.073	<0.048	<0.051	<0.039	<0.045	<0.041	<0.041	<0.039	<0.091
Chloroform	<0.011	<0.014	<0.015	<0.022	<0.014	<0.015	<0.012	<0.014	<0.012	<0.012	<0.012	<0.027
cis-1,2-Dichloroethene	<0.0068	<0.0083	<0.009	<0.013	<0.0086	<0.0091	<0.007	<0.0082	<0.0075	<0.0073	<0.007	<0.016
Ethylbenzene	<0.007	<0.0085	<0.0092	<0.013	<0.0088	<0.0093	<0.0072	<0.0083	<0.0077	<0.0075	<0.0071	<0.017
Hexachlorobutadiene	<0.019	<0.023	<0.025	<0.037	<0.024	<0.026	<0.02	<0.023	<0.021	<0.021	<0.02	<0.046
Methylene Chloride	<0.038	<0.046	<0.05	<0.073	<0.048	<0.051	<0.039	<0.045	<0.042	<0.041	<0.039	<0.091
Naphthalene	<0.027	<0.033	<0.036	<0.053	<0.035	<0.037	<0.028	<0.033	<0.03	<0.03	<0.028	<0.066
n-Butylbenzene	<0.0072	<0.0087	<0.0094	<0.014	<0.0091	<0.0096	<0.0074	<0.0085	<0.0078	<0.0077	<0.0073	<0.017
N-Propylbenzene	<0.0097	<0.012	<0.013	<0.019	<0.012	<0.013	<0.01	<0.012	<0.011	<0.01	<0.0099	<0.023
sec-Butylbenzene	<0.0085	<0.01	<0.011	<0.016	<0.011	<0.011	<0.0088	<0.01	<0.0094	<0.0092	<0.0087	<0.021
Tetrachloroethene	0.038 J	<0.011	<0.012	<0.018	<0.012	<0.012	<0.0095	<0.011	<0.01	<0.01	<0.0095	<0.022
Toluene	<0.0064	<0.0077	<0.0084	0.017 J	<0.0081	0.012 J	<0.0066	<0.0076	<0.007	<0.0069	<0.0065	<0.015
Trichloroethene	<0.01	<0.013	<0.014	<0.02	<0.013	<0.014	<0.011	<0.012	<0.011	<0.011	<0.011	<0.025
Xylenes, Total	<0.0038	<0.0046	<0.005	<0.0073	<0.0048	<0.0051	<0.0039	<0.0045	<0.0042	<0.0041	<0.0039	<0.0091
PAH												
1-Methylnaphthalene	0.022 J	<0.018	0.02 J	<0.019	<0.019	<0.019	<0.019	<0.019	<0.018	<0.019	0.019 J	<0.019
2-Methylnaphthalene	<0.047	<0.048	<0.051	<0.051	<0.049	<0.05	<0.05	<0.049	<0.048	<0.051	<0.047	<0.05
Acenaphthene	0.028 J	<0.011	0.03 J	<0.012	<0.011	<0.012	<0.012	<0.011	0.012 J	<0.012	0.022 J	<0.012
Acenaphthylene	0.01 J	<0.0085	0.0091 J	<0.0089	<0.0087	<0.0089	<0.0089	<0.0086	<0.0085	<0.009	<0.0082	<0.0088
Anthracene	0.073	<0.0087	0.082	<0.0092	0.013 J	<0.0091	0.023 J	<0.0088	0.034 J	<0.0092	0.039 *	<0.0091 *
Benzo(a)anthracene	0.2	0.032 J	0.29	<0.0082	0.048	<0.0081	0.08	0.011 J	0.15	<0.0082	0.12 *	<0.0081 *
Benzo(a)pyrene	0.16	0.029 J	0.2	0.01 J	0.04	0.0081 J	0.061	0.015 J	0.11	<0.0071	0.1	<0.007
Benzo(b)fluoranthene	0.27	0.036 J	0.23	0.0096 J	0.039	<0.0075	0.066	0.015 J	0.14	<0.0076	0.11	<0.0075
Benzo(g,h,i)perylene	0.1	0.017 J	0.15	<0.013	0.022 J	<0.013	0.042	<0.013	0.086	<0.013	0.069	<0.013
Benzo(k)fluoranthene	0.26	0.015 J	0.15	<0.0093	0.034 J	<0.0093	0.054	<0.009	0.083	<0.0093	0.084	<0.0092
Chrysene	0.23	0.038	0.28	<0.0088	0.046	<0.0088	0.079	0.011 J	0.16	<0.0088	0.12	<0.0087
Dibenz(a,h)anthracene	0.04	0.01 J	0.067	<0.011	<0.011	<0.011	0.02 J	<0.01	0.035 J	<0.011	0.014 J	<0.011

Footnotes on Page 27.

Table 1-2. Summary of Off-Site Soil Analytical Results, Residential Properties, Madison-Kipp Corporation, Madison, Wisconsin.

Well/Boring	210-2		214-1		214-2		218-1		218-2		222-1	
	0-1'	1.5-2'	0-1'	3-4'	0-1'	3-4'	0-1'	3-4'	0-1'	3-4'	0-1'	3-4'
Sample Depth	8/17/2012	8/17/2012	8/17/2012	8/17/2012	8/17/2012	8/17/2012	8/17/2012	8/17/2012	8/17/2012	8/17/2012	8/17/2012	8/17/2012
PAH (continued)												
Fluoranthene	0.49	0.063	0.58	<0.016	0.084	<0.016	0.16	0.018 J	0.28	<0.016	0.25	<0.016
Fluorene	0.045	<0.0084	0.044	0.0089 J	<0.0086	0.012 J	0.012 J	<0.0085	0.017 J	<0.0089	0.027 J	<0.0087
Indeno(1,2,3-cd)pyrene	0.079	0.015 J	0.11	<0.013	0.016 J	<0.013	0.033 J	<0.013	0.068	<0.013	0.056	<0.013
Naphthalene	0.027 J	<0.0071	0.016 J	<0.0075	<0.0073	<0.0075	<0.0074	<0.0072	0.0093 J	<0.0075	0.026 J	<0.0074
Phenanthrene	0.52	0.046	0.45	<0.016	0.093	<0.016	0.13	<0.016	0.23	<0.016	0.22	<0.016
Pyrene	0.46	0.06	0.5	<0.014	0.094	<0.014	0.15	0.017 J	0.3	<0.014	0.19	<0.014
Metal												
Arsenic	13	7.5	6.3	9.3	5.7	8.9	6.4	8.3	8.6	8.8	4.9	9.3
Barium	180	180	180	120	140	100	170	130	230	120	110	110
Cadmium	0.55	0.44	0.91	0.17 J	0.3	0.12 J	0.35	0.24	1.4	0.22	0.28	0.16 J
Chromium	17	14	17	22	15	20	15	19	27	20	13	21
Cyanide, Total	<0.18	<0.18	<0.17	<0.17	<0.18	<0.17	<0.17	<0.17	<0.15	<0.17	<0.18	<0.17
Lead	110	63	170	44	40	16	66	15	290	30	23	15
Mercury	0.079 B	0.065 B	0.19 B	0.063 B	0.039 B	0.034 B	0.2 B	0.047 B	0.17 B	0.074 B	0.031	0.058
Selenium	0.83 J	0.99 J	1.5	0.48 J	0.50 J	0.55 J	0.84 J	0.77 J	0.82 J	0.84 J	0.80 J	0.78 J
Silver	0.082 J	0.073 J	0.19 J	<0.07	<0.064	<0.065	0.092 J	<0.068	0.31 J	<0.062	<0.06	<0.067
PCBs												
Aroclor-1242	<0.0061	<0.0063	<0.0067	<0.0062	<0.0061	<0.0064	<0.0064	<0.0065	<0.0062	<0.0063	<0.0059	<0.0064
Aroclor-1254	<0.004	<0.0042	<0.0044	<0.0041	<0.004	<0.0042	<0.0042	<0.0043	<0.004	<0.0042	<0.0039	<0.0042
Aroclor-1260	<0.0091	<0.0095	<0.01	<0.0093	<0.0091	<0.0095	<0.0095	<0.0097	<0.0092	<0.0094	<0.0088	<0.0095
Total Detected PCBs	ND	ND	ND	ND	ND	ND	ND	ND	ND	ND	ND	ND

Footnotes on Page 27.

Table 1-2. Summary of Off-Site Soil Analytical Results, Residential Properties, Madison-Kipp Corporation, Madison, Wisconsin.

Well/Boring	222-2		226-1		226-2		230-1		230-2		233-1	
	0-1'	3-4'	0-1'	3-4'	0-1'	3-4'	0-2'	3-4'	0-1'	3-4'	0-1'	3-4'
Sample Depth	8/17/2012	8/17/2012	8/22/2012	8/22/2012	8/22/2012	8/22/2012	8/17/2012	8/17/2012	8/17/2012	8/17/2012	6/26/12	6/26/12
VOC												
1,2,3-Trichlorobenzene	<0.051	<0.021	<0.019	<0.02	<0.019	<0.02	<0.046	<0.047	<0.046	<0.042	<0.023	<0.021
1,2,4-Trichlorobenzene	<0.055	<0.022	<0.021	<0.022	<0.021	<0.022	<0.05	<0.05	<0.05	<0.046	<0.025	<0.023
1,2,4-Trimethylbenzene	<0.03	<0.013	<0.012	<0.012	<0.012	<0.012	<0.028	<0.028	<0.028	<0.025	<0.014	<0.013
1,3,5-Trimethylbenzene	<0.03	<0.012	<0.011	<0.012	<0.011	<0.012	<0.027	<0.027	<0.027	<0.025	<0.014	<0.012
Bromomethane	<0.098	<0.04	<0.037	<0.04	<0.038	<0.039	<0.09	<0.091	<0.09	<0.082	<0.046	<0.041
Chloroform	<0.03	<0.012	<0.011	<0.012	<0.011	<0.012	<0.027	<0.027	<0.027	<0.025	<0.014	<0.012
cis-1,2-Dichloroethene	<0.018	<0.0073	<0.0067	<0.0071	<0.0068	<0.0071	<0.016	<0.016	<0.016	<0.015	<0.0082	<0.0074
Ethylbenzene	<0.018	<0.0075	<0.0069	<0.0073	<0.007	<0.0073	<0.017	<0.017	<0.017	<0.015	<0.0084	0.013 J
Hexachlorobutadiene	<0.05	<0.021	<0.019	<0.02	<0.019	<0.02	<0.046	<0.046	<0.046	<0.042	<0.023	<0.021
Methylene Chloride	<0.099	<0.04	<0.037	<0.04	<0.038	<0.04	<0.09	<0.091	<0.09	<0.082	<0.046	<0.041
Naphthalene	<0.071	<0.029	<0.027	<0.029	<0.027	<0.029	<0.065	<0.066	<0.065	<0.059	<0.033	0.083 J
n-Butylbenzene	<0.019	<0.0076	<0.007	<0.0075	<0.0072	<0.0075	<0.017	<0.017	<0.017	<0.016	<0.0086	<0.0078
N-Propylbenzene	<0.025	<0.01	<0.0095	<0.01	<0.0097	<0.01	<0.023	<0.023	<0.023	<0.021	<0.012	<0.011
sec-Butylbenzene	<0.022	<0.0091	<0.0084	<0.0089	<0.0085	<0.0089	<0.02	<0.021	<0.02	<0.019	<0.01	<0.0093
Tetrachloroethene	<0.024	<0.0099	<0.0091	<0.0097	<0.0093	<0.0097	<0.022	<0.022	0.095 J	<0.02	0.14	<0.01
Toluene	<0.017	<0.0068	<0.0063	<0.0067	<0.0064	<0.0067	<0.015	<0.015	<0.015	<0.014	<0.0077	<0.0069
Trichloroethene	<0.027	<0.011	<0.01	<0.011	<0.01	<0.011	<0.024	<0.025	<0.025	<0.022	<0.012	<0.011
Xylenes, Total	<0.0099	<0.0041	<0.0037	<0.004	<0.0038	<0.004	<0.009	<0.0091	<0.009	<0.0082	<0.0046	0.041 B
PAH												
1-Methylnaphthalene	<0.018	<0.019	<0.018	<0.019	0.018 J	<0.019	<0.019	<0.019	<0.018	<0.019	<0.02	<0.019
2-Methylnaphthalene	<0.047	<0.049	<0.047	<0.049	<0.046	<0.049	<0.049	<0.049	<0.048	<0.049	<0.051	<0.05
Acenaphthene	0.012 J	<0.011	0.012 J	<0.011	<0.011	<0.011	0.057	<0.011	0.031 J	<0.011	0.021 J	<0.011
Acenaphthylene	<0.0084	<0.0087	<0.0084	<0.0086	0.018 J	<0.0087	0.033 J	<0.0086	<0.0084	<0.0086	0.046	<0.0088
Anthracene	0.026 J *	<0.0089 *	0.028 J	<0.0088	0.024 J	<0.0089	0.2 *	<0.0088 *	0.061 *	<0.0088 *	0.12	<0.009
Benzo(a)anthracene	0.13 *	0.0082 J *	0.13	<0.0079	0.13	<0.0079	0.59 *	0.019 J *	0.16 *	<0.0078 *	0.5	<0.008
Benzo(a)pyrene	0.13	0.0076 J	0.16	<0.0069	0.19	<0.0069	0.53	0.021 J	0.15	<0.0068	0.46	<0.007
Benzo(b)fluoranthene	0.16	0.0096 J	0.15	<0.0073	0.18	<0.0073	0.56	0.017 J	0.18	<0.0073	0.58	<0.0074
Benzo(g,h,i)perylene	0.1	<0.013	0.081	<0.013	0.11	<0.013	0.33	0.017 J	0.1	<0.013	0.32	<0.013
Benzo(k)fluoranthene	0.081	<0.009	0.11	<0.009	0.14	<0.009	0.33	0.014 J	0.099	<0.0089	0.29	<0.0091
Chrysene	0.15	<0.0085	0.17	<0.0085	0.2	<0.0085	0.57	0.019 J	0.17	<0.0084	0.52	<0.0087
Dibenz(a,h)anthracene	0.032 J	<0.011	0.02 J	<0.011	0.044	<0.011	0.12	<0.01	0.031 J	<0.01	0.099	<0.011

Footnotes on Page 27.

Table 1-2. Summary of Off-Site Soil Analytical Results, Residential Properties, Madison-Kipp Corporation, Madison, Wisconsin.

Well/Boring	222-2		226-1		226-2		230-1		230-2		233-1	
	0-1'	3-4'	0-1'	3-4'	0-1'	3-4'	0-2'	3-4'	0-1'	3-4'	0-1'	3-4'
Sample Depth	0-1'	3-4'	0-1'	3-4'	0-1'	3-4'	0-2'	3-4'	0-1'	3-4'	0-1'	3-4'
Sample Date	8/17/2012	8/17/2012	8/22/2012	8/22/2012	8/22/2012	8/22/2012	8/17/2012	8/17/2012	8/17/2012	8/17/2012	6/26/12	6/26/12
PAH (continued)												
Fluoranthene	0.27	0.018 J	0.29	<0.015	0.24	<0.015	1.3	0.029 J	0.33	<0.015	1.3	<0.016
Fluorene	0.016 J	<0.0086	0.014 J	<0.0085	0.012 J	<0.0086	0.11	<0.0085	0.027 J	<0.0085	0.027 J	<0.0087
Indeno(1,2,3-cd)pyrene	0.078	<0.013	0.066	<0.013	0.087	<0.013	0.29	0.013 J	0.091	<0.013	0.27	<0.013
Naphthalene	0.0076 J	<0.0073	0.009 J	<0.0072	0.012 J	<0.0073	0.014 J	<0.0072	0.0096 J	<0.0072	0.01 J	<0.0074
Phenanthrene	0.17	<0.016	0.17	<0.016	0.13	<0.016	0.76	<0.016	0.23	<0.016	0.53	<0.016
Pyrene	0.21	<0.014	0.23	<0.014	0.25	<0.014	0.92	0.026 J	0.28	<0.014	0.87	<0.014
Metal												
Arsenic	5.7	9.1	7.3	8.4	8.6	8.6	5.8	8.6	6.8	9	12	9
Barium	180	110	250	130	190	130	200	120	190	130	200	110
Cadmium	0.49	0.17 J	0.72	0.058 J	0.55	<0.055	0.39	0.15 J	0.43	0.57	0.95	0.16 J
Chromium	13	20	17	21	18	23	14	20	20	21	17	21
Cyanide, Total	<0.16	<0.16	0.24 J B	0.23 J B	0.20 J B	0.21 J B	<0.16	<0.15	<0.16	<0.17	0.23 J	<0.14
Lead	44	17	170 B	16 B	180 B	18 B	78	17	96	45	140	20
Mercury	0.076	0.054	0.33	0.033	0.091	0.02	0.14	0.058	0.13	0.071	0.2	0.024
Selenium	1.1	0.98 J	0.69 J	0.76 J	1.2	0.89 J	0.86 J	0.55 J	0.90 J	1.1	0.97 J	0.44 J
Silver	0.090 J	<0.066	0.56	<0.062	0.12 J	<0.067	0.099 J	<0.063	0.097 J	<0.069	0.32 J	<0.07
PCBs												
Aroclor-1242	<0.0057	<0.0061	<0.006	<0.0062	<0.006	<0.0063	<0.0062	<0.006	<0.0062	<0.0061	<0.0065	<0.0063
Aroclor-1254	<0.0038	<0.004	<0.0039	<0.0041	<0.0039	<0.0041	<0.0041	<0.004	<0.0041	<0.004	0.047	<0.0042
Aroclor-1260	<0.0086	<0.0091	<0.0089	<0.0093	0.021	<0.0094	<0.0093	<0.009	<0.0093	<0.0091	<0.0097	<0.0095
Total Detected PCBs	ND	ND	ND	ND	0.021	ND	ND	ND	ND	ND	0.047	ND

Footnotes on Page 27.

Table 1-2. Summary of Off-Site Soil Analytical Results, Residential Properties, Madison-Kipp Corporation, Madison, Wisconsin.

Well/Boring	233-2		241-1		241-2		245-1		245-2		249-1	
	0-1'	3-4'	0-1'	3-4'	0-1'	3-4'	0-1'	3-4'	0-1'	3-4'	0-1'	3-4'
Sample Depth	6/25/12	6/25/12	6/26/12	6/26/12	6/26/12	6/26/12	7/20/12	7/20/12	7/20/12	7/20/12	6/26/12	6/26/12
Sample Date												
VOC												
1,2,3-Trichlorobenzene	<0.028	<0.023	<0.021	<0.021	<0.023	<0.021	<0.02	<0.02	<0.021	<0.02	<0.022	<0.019
1,2,4-Trichlorobenzene	<0.03	<0.025	<0.022	<0.022	<0.025	<0.022	<0.022	<0.022	<0.023	<0.022	<0.023	<0.02
1,2,4-Trimethylbenzene	<0.017	<0.014	<0.012	<0.012	<0.014	<0.012	<0.012	<0.012	<0.013	<0.012	<0.013	<0.011
1,3,5-Trimethylbenzene	<0.017	<0.014	<0.012	<0.012	<0.014	<0.012	<0.012	<0.012	<0.012	<0.012	<0.013	<0.011
Bromomethane	<0.055	<0.046	<0.04	<0.04	<0.045	<0.04	<0.04	<0.04	<0.041	<0.04	<0.042	<0.037
Chloroform	<0.016	<0.014	<0.012	<0.012	<0.014	<0.012	<0.012	<0.012	<0.012	<0.012	<0.013	<0.011
cis-1,2-Dichloroethene	<0.0099	<0.0082	<0.0073	<0.0072	<0.0081	<0.0073	<0.0072	<0.0072	<0.0074	<0.0071	<0.0076	<0.0066
Ethylbenzene	<0.01	<0.0084	<0.0075	<0.0074	<0.0083	<0.0074	<0.0073	<0.0074	<0.0076	<0.0073	<0.0078	<0.0068
Hexachlorobutadiene	<0.028	<0.023	<0.02	<0.02	<0.023	<0.02	<0.02	<0.02	<0.021	<0.02	<0.021	<0.019
Methylene Chloride	<0.055	<0.046	<0.04	<0.04	<0.045	<0.04	<0.04	<0.04	<0.041	<0.04	<0.042	<0.037
Naphthalene	<0.04	<0.033	0.065 J	<0.029	<0.033	<0.029	<0.029	<0.029	<0.03	<0.029	<0.031	<0.027
n-Butylbenzene	<0.01	<0.0086	<0.0076	<0.0076	<0.0085	<0.0076	<0.0075	<0.0075	<0.0078	<0.0075	<0.008	<0.007
N-Propylbenzene	<0.014	<0.012	<0.01	<0.01	<0.012	<0.01	<0.01	<0.01	<0.011	<0.01	<0.011	<0.0094
sec-Butylbenzene	<0.012	<0.01	<0.0091	<0.009	<0.01	<0.0091	<0.009	<0.009	<0.0093	<0.0089	<0.0095	<0.0083
Tetrachloroethene	0.14	<0.011	0.067	<0.0098	<0.011	<0.0099	<0.0097	<0.0098	<0.01	<0.0097	<0.01	<0.009
Toluene	<0.0092	<0.0077	<0.0068	<0.0067	<0.0076	<0.0068	<0.0067	<0.0067	<0.0069	<0.0067	<0.0071	<0.0062
Trichloroethene	<0.015	<0.012	<0.011	<0.011	<0.012	<0.011	<0.011	<0.011	0.022 J	<0.011	<0.012	<0.01
Xylenes, Total	<0.0055	<0.0046	<0.004	<0.004	<0.0045	<0.004	<0.004	<0.004	<0.0041	<0.004	<0.0042	<0.0037
PAH												
1-Methylnaphthalene	<0.02	<0.019	0.063	<0.019	<0.017	<0.018	<0.019	<0.018	<0.019	<0.019	<0.017	<0.017
2-Methylnaphthalene	<0.052	<0.05	0.054 J	<0.051	<0.045	<0.047	<0.049	<0.048	<0.049	<0.049	<0.044	<0.046
Acenaphthene	<0.012	<0.011	0.11	<0.012	0.014 J	<0.011	<0.011	<0.011	<0.011	<0.011	0.018 J	<0.011
Acenaphthylene	0.012 J	<0.0088	0.012 J	<0.009	0.017 J	<0.0083	<0.0087	<0.0085	<0.0087	<0.0088	<0.0078	<0.0081
Anthracene	0.03 J	<0.009	0.25	<0.0092	0.045	<0.0085	0.023 J	<0.0087	0.036 J	<0.009	0.037	<0.0083
Benzo(a)anthracene	0.11	0.0087 J	0.63	<0.0082	0.22	<0.0076	0.096	<0.0077	0.14	<0.008	0.14	<0.0074
Benzo(a)pyrene	0.11	0.0082 J	0.59	<0.0071	0.22	<0.0066	0.094	<0.0067	0.14	<0.0069	0.13	<0.0064
Benzo(b)fluoranthene	0.12	0.011 J	0.71	<0.0076	0.3	<0.007	0.12	<0.0072	0.19	<0.0074	0.16	<0.0068
Benzo(g,h,i)perylene	0.093	<0.013	0.41	<0.013	0.18	<0.012	0.096	<0.012	0.12	<0.013	0.096	<0.012
Benzo(k)fluoranthene	0.092	<0.0091	0.38	<0.0093	0.14	<0.0086	0.05	<0.0088	0.072	<0.0091	0.082	<0.0084
Chrysene	0.12	0.011 J	0.62	<0.0088	0.24	<0.0082	0.1	<0.0083	0.16	<0.0086	0.15	<0.008
Dibenz(a,h)anthracene	0.025 J	<0.011	0.13	<0.011	0.061	<0.01	0.029 J	<0.01	0.046	<0.011	0.026 J	<0.0098

Footnotes on Page 27.

Table 1-2. Summary of Off-Site Soil Analytical Results, Residential Properties, Madison-Kipp Corporation, Madison, Wisconsin.

Well/Boring	233-2		241-1		241-2		245-1		245-2		249-1	
	0-1'	3-4'	0-1'	3-4'	0-1'	3-4'	0-1'	3-4'	0-1'	3-4'	0-1'	3-4'
Sample Depth	6/25/12	6/25/12	6/26/12	6/26/12	6/26/12	6/26/12	7/20/12	7/20/12	7/20/12	7/20/12	6/26/12	6/26/12
Sample Date												
PAH (continued)												
Fluoranthene	0.26	0.023 J	1.4	<0.016	0.44	<0.015	0.19	<0.015	0.29	<0.016	0.26	<0.014
Fluorene	0.012 J	<0.0087	0.13	<0.0089	0.017 J	<0.0082	0.01 J	<0.0084	0.013 J	<0.0087	0.015 J	<0.008
Indeno(1,2,3-cd)pyrene	0.074	<0.013	0.36	<0.013	0.14	<0.012	0.073	<0.012	0.1	<0.013	0.086	<0.012
Naphthalene	<0.0077	<0.0074	0.078	<0.0075	0.01 J	<0.007	<0.0073	<0.0071	<0.0073	<0.0073	<0.0066	<0.0068
Phenanthrene	0.12	<0.016	1	<0.016	0.25	<0.015	0.092	<0.015	0.18	<0.016	0.24	<0.015
Pyrene	0.19	0.018 J	1.1	<0.014	0.38	<0.013	0.15	<0.013	0.23	<0.014	0.28	<0.013
Metal												
Arsenic	8.3	8.2	6.8	9.5	7.8	8.2	7.2	4.4	8	7.3	12	5.6
Barium	280	110	160	130	160	97	150	54	160	110	150	54
Cadmium	0.43	0.17 J	0.44	0.24	0.89	0.16 J	0.5	0.19 J	0.53	0.14 J	0.53	0.13 J
Chromium	15	18	19	21	19	17	16	12	15	20	13	12
Cyanide, Total	0.26 J	<0.18	<0.14	0.32 J	0.21 J	<0.15	0.33 J	0.24 J	0.44 J	0.18 J	0.21 J	<0.17
Lead	92	13	73	15	83	13	56	7.8	88	12	59	10
Mercury	0.077	0.037	0.031	0.13	0.066	0.032	0.04	0.019	0.072	0.038	0.11	0.018
Selenium	0.72 J	0.30 J	0.49 J	0.78 J	0.60 J	0.60 J	0.70 J	<0.32	0.81 J	<0.32	0.85 J	0.44 J
Silver	0.078 J	<0.061	<0.062	<0.065	0.12 J	<0.061	<0.064	<0.067	<0.065	<0.068	0.068 J	<0.063
PCBs												
Aroclor-1242	<0.0068	<0.0063	<0.0058	<0.0064	<0.0058	<0.006	<0.0063	<0.0062	<0.0063	<0.0062	<0.0058	<0.0057
Aroclor-1254	0.022	<0.0042	0.063	<0.0042	0.094	<0.0039	0.054	<0.0041	0.14	0.014 J	0.036	<0.0037
Aroclor-1260	<0.01	<0.0095	<0.0087	<0.0096	<0.0086	<0.0089	<0.0095	<0.0093	<0.0094	<0.0093	<0.0086	<0.0085
Total Detected PCBs	0.022	ND	0.063	ND	0.094	ND	0.054	ND	0.14	0.014	0.036	ND

Footnotes on Page 27.

Table 1-2. Summary of Off-Site Soil Analytical Results, Residential Properties, Madison-Kipp Corporation, Madison, Wisconsin.

Well/Boring	249-2		253-1		253-2		257-1		257-2		261-1	
	0-1'	3-4'	0-1'	3-4'	0-1'	3-4'	0-1'	3-4'	0-1'	3-4'	0-1'	3-4'
Sample Depth	6/26/12	6/26/12	6/26/12	6/26/12	6/26/12	6/26/12	6/26/12	6/26/12	6/26/12	6/26/12	8/22/2012	8/22/2012
VOC												
1,2,3-Trichlorobenzene	<0.025	<0.019	<0.024	<0.019	<0.021	<0.023	<0.02	<0.019	<0.026	<0.026	<0.019	<0.021
1,2,4-Trichlorobenzene	<0.027	<0.021	<0.026	<0.021	<0.022	<0.025	<0.022	<0.021	<0.028	<0.029	<0.02	<0.022
1,2,4-Trimethylbenzene	<0.015	<0.012	<0.015	<0.012	<0.012	<0.014	<0.012	<0.011	<0.015	<0.016	<0.011	<0.012
1,3,5-Trimethylbenzene	<0.015	<0.011	<0.014	<0.011	<0.012	<0.014	<0.012	<0.011	<0.015	<0.016	<0.011	<0.012
Bromomethane	<0.048	<0.038	<0.047	<0.038	<0.04	<0.045	<0.039	<0.037	<0.05	<0.052	<0.036	<0.04
Chloroform	<0.014	<0.011	<0.014	<0.011	<0.012	<0.014	<0.012	<0.011	<0.015	<0.015	<0.011	<0.012
cis-1,2-Dichloroethene	<0.0087	<0.0068	<0.0085	<0.0068	<0.0073	<0.0082	<0.0071	<0.0067	<0.009	<0.0093	<0.0066	<0.0072
Ethylbenzene	<0.0089	<0.0069	<0.0087	<0.0069	<0.0074	<0.0084	<0.0073	<0.0068	<0.0092	0.015 J	0.012 J	<0.0074
Hexachlorobutadiene	<0.024	<0.019	<0.024	<0.019	<0.02	<0.023	<0.02	<0.019	<0.025	<0.026	<0.018	<0.02
Methylene Chloride	<0.048	<0.038	<0.047	<0.038	<0.04	<0.045	<0.039	<0.037	<0.05	<0.052	<0.036	<0.04
Naphthalene	<0.035	<0.027	<0.034	<0.027	<0.029	<0.033	<0.029 *	<0.027 *	<0.036 *	<0.037 *	<0.026	<0.029
n-Butylbenzene	<0.0091	<0.0071	<0.009	<0.0071	<0.0076	<0.0086	<0.0075	<0.007	<0.0095	<0.0098	<0.0069	<0.0076
N-Propylbenzene	<0.012	<0.0096	<0.012	<0.0096	<0.01	<0.012	<0.01	<0.0095	<0.013	<0.013	<0.0093	<0.01
sec-Butylbenzene	<0.011	<0.0085	<0.011	<0.0085	<0.0091	<0.01	<0.0089	<0.0084	<0.011	<0.012	<0.0082	<0.0091
Tetrachloroethene	<0.012	<0.0092	0.17	<0.0092	0.1	<0.011	0.052 J	<0.0091	0.051 J	<0.013	<0.0089	<0.0098
Toluene	<0.0081	<0.0063	<0.008	<0.0063	<0.0068	<0.0076	<0.0067	<0.0062	<0.0084	<0.0087	0.014	<0.0068
Trichloroethene	<0.013	<0.01	<0.013	<0.01	<0.011	<0.012	<0.011	<0.01	<0.014	<0.014	<0.0099	<0.011
Xylenes, Total	<0.0048	<0.0038	<0.0047	<0.0038	<0.004	<0.0045	0.024 J	<0.0037	<0.005	0.045	0.026 J	<0.004
PAH												
1-Methylnaphthalene	<0.018	<0.018	<0.019	<0.019	<0.018	<0.019	<0.017	<0.02	<0.017	<0.018	<0.018	<0.019
2-Methylnaphthalene	<0.046	<0.047	<0.048	<0.05	<0.046	<0.05	<0.044	<0.051	<0.044	<0.047	<0.046	<0.05
Acenaphthene	0.063	<0.011	<0.011	<0.012	<0.011	<0.012	0.011 J	<0.012	<0.01	<0.011	<0.011	<0.011
Acenaphthylene	0.014 J	<0.0083	<0.0086	<0.0089	<0.0081	<0.0088	0.028 J	<0.009	0.011 J	<0.0082	<0.0082	<0.0088
Anthracene	0.16	<0.0085	0.023 J	<0.0091	0.019 J	<0.0091	0.047	<0.0092	0.027 J	<0.0084	0.016 J	<0.009
Benzo(a)anthracene	0.55	<0.0076	0.12	<0.0081	0.089	<0.0081	0.29	<0.0082	0.16	0.009 J	0.054	<0.008
Benzo(a)pyrene	0.5	<0.0066	0.12	<0.007	0.11	<0.007	0.31	0.0081 J	0.16	0.0082 J	0.076	<0.007
Benzo(b)fluoranthene	0.6	<0.0071	0.15	0.017 J	0.12	<0.0075	0.41	<0.0076	0.21	0.011 J	0.081	<0.0075
Benzo(g,h,i)perylene	0.34	<0.012	0.089	<0.013	0.08	<0.013	0.26	<0.013	0.12	<0.012	0.042	<0.013
Benzo(k)fluoranthene	0.33	<0.0087	0.082	<0.0092	0.08	<0.0092	0.17	<0.0094	0.097	<0.0085	0.06	<0.0092
Chrysene	0.58	<0.0082	0.14	0.012 J	0.12	<0.0087	0.34	<0.0089	0.19	<0.0081	0.09	<0.0087
Dibenz(a,h)anthracene	0.11	<0.01	0.025 J	<0.011	0.035	<0.011	0.078	<0.011	0.033 J	<0.01	0.014 J	<0.011

Footnotes on Page 27.

Table 1-2. Summary of Off-Site Soil Analytical Results, Residential Properties, Madison-Kipp Corporation, Madison, Wisconsin.

Well/Boring	249-2		253-1		253-2		257-1		257-2		261-1	
	0-1'	3-4'	0-1'	3-4'	0-1'	3-4'	0-1'	3-4'	0-1'	3-4'	0-1'	3-4'
Sample Depth	0-1'	3-4'	0-1'	3-4'	0-1'	3-4'	0-1'	3-4'	0-1'	3-4'	0-1'	3-4'
Sample Date	6/26/12	6/26/12	6/26/12	6/26/12	6/26/12	6/26/12	6/26/12	6/26/12	6/26/12	6/26/12	8/22/2012	8/22/2012
PAH (continued)												
Fluoranthene	1.3	<0.015	0.21	0.022 J	0.17	<0.016	0.57	<0.016	0.3	<0.015	0.13	<0.016
Fluorene	0.051	<0.0083	0.011 J	<0.0088	<0.0081	<0.0088	0.013 J	<0.0089	0.01 J	<0.0081	<0.0081	<0.0087
Indeno(1,2,3-cd)pyrene	0.31	<0.012	0.08	<0.013	0.069	<0.013	0.19	<0.013	0.1	<0.012	0.024 J	<0.013
Naphthalene	0.01 J	<0.007	<0.0072	<0.0074	<0.0068	<0.0074	0.019 J	<0.0076	<0.0066	<0.0069	<0.0069	<0.0074
Phenanthrene	0.85	<0.015	0.16	<0.016	0.098	<0.016	0.28	<0.016	0.17	<0.015	0.07	<0.016
Pyrene	1.1	<0.013	0.22	0.027 J	0.18	<0.014	0.55	<0.014	0.28	<0.013	0.13	<0.014
Metal												
Arsenic	10	6.1	6.7	7.1	6	9.1	6.8	8.3	9.5	8.3	5.6	8.6
Barium	150	76	170	150	200	110	160 V	130	210	130	120	120
Cadmium	0.42	0.14 J	0.57	0.22	0.52	0.17 J	0.79	0.16 J	0.8	0.18 J	0.81	0.064 J
Chromium	14	16	14	18	15	21	14 V	20	18	19	51	22
Cyanide, Total	0.16 J	<0.15	0.23 J	<0.16	0.20 J	<0.14	<0.15	<0.14	0.30 J	0.12 J	0.27 J B	0.22 J B
Lead	69	7.5	67	18	170	15	220	19	160	18	260 B	32 B
Mercury	0.074	0.019	0.056	0.031	0.058	0.019	0.48	0.025	0.12	0.033	0.19	0.064
Selenium	0.56 J	<0.32	0.60 J	0.69 J	0.56 J	0.77 J	<0.27	<0.31	<0.27	<0.31	0.59 J	1.0 J
Silver	<0.063	<0.067	0.093 J	<0.061	<0.061	<0.069	0.092 J	<0.065	0.15 J	<0.065	0.36 J	<0.065
PCBs												
Aroclor-1242	<0.0056	<0.006	<0.006	<0.0065	<0.0058	<0.0063	<0.0057	<0.0064	<0.0056	<0.0063	<0.0057	<0.0063
Aroclor-1254	<0.0037	<0.0039	0.046	<0.0042	<0.0038	<0.0041	<0.0038	<0.0042	<0.0037	<0.0041	<0.0038	<0.0041
Aroclor-1260	<0.0083	<0.009	<0.009	<0.0096	<0.0087	<0.0094	<0.0085	<0.0096	<0.0084	<0.0094	<0.0086	<0.0093
Total Detected PCBs	ND	ND	0.046	ND	ND	ND	ND	ND	ND	ND	ND	ND

Footnotes on Page 27.

Table 1-2. Summary of Off-Site Soil Analytical Results, Residential Properties, Madison-Kipp Corporation, Madison, Wisconsin.

Well/Boring	261-2		265-1		265-2	
	0-1'	3-3.8'	0-1'	3-4'	0-1'	3-4'
Sample Depth	8/22/2012	8/22/2012	6/26/12	6/26/12	6/26/12	6/26/12
Sample Date						
VOC						
1,2,3-Trichlorobenzene	<0.02	<0.021	<0.026	0.048 J	<0.023	<0.019
1,2,4-Trichlorobenzene	<0.021	<0.022	<0.028	<0.025	<0.024	<0.02
1,2,4-Trimethylbenzene	<0.012	<0.012	<0.016	<0.014	<0.014	<0.011
1,3,5-Trimethylbenzene	<0.012	<0.012	<0.015	<0.014	<0.013	<0.011
Bromomethane	<0.038	<0.04	<0.051	<0.045	<0.044	<0.037
Chloroform	<0.012	<0.012	<0.015	<0.013	<0.013	<0.011
cis-1,2-Dichloroethene	<0.0069	<0.0073	<0.0091	<0.0081	<0.0079	<0.0066
Ethylbenzene	<0.0071	<0.0074	<0.0094	<0.0083	<0.0081	<0.0068
Hexachlorobutadiene	<0.019	<0.02	<0.026	<0.023	<0.022	<0.019
Methylene Chloride	<0.038	<0.04	<0.051	<0.045	<0.044	<0.037
Naphthalene	<0.028	<0.029	0.86	<0.033 *	<0.032 *	<0.027 *
n-Butylbenzene	<0.0072	<0.0076	<0.0096	<0.0085	<0.0083	<0.007
N-Propylbenzene	<0.0098	<0.01	<0.013	<0.012	<0.011	<0.0095
sec-Butylbenzene	<0.0086	<0.0091	<0.011	<0.01	<0.0099	<0.0083
Tetrachloroethene	<0.0094	<0.0099	0.086	<0.011	0.065	<0.009
Toluene	<0.0065	<0.0068	<0.0085	<0.0076	<0.0074	<0.0062
Trichloroethene	<0.01	<0.011	<0.014	<0.012	<0.012	<0.01
Xylenes, Total	<0.0038	<0.004	<0.0051	0.038	<0.0044	<0.0037
PAH						
1-Methylnaphthalene	<0.018	<0.019	<0.018	<0.018	<0.017	<0.018
2-Methylnaphthalene	<0.048	<0.049	<0.046	<0.048	<0.044	<0.047
Acenaphthene	<0.011	<0.011	0.016 J	<0.011	<0.01	<0.011
Acenaphthylene	<0.0085	<0.0087	0.013 J	<0.0085	<0.0078	<0.0084
Anthracene	0.012 J	<0.0089	0.039	<0.0087	0.009 J	<0.0086
Benzo(a)anthracene	0.042	<0.0079	0.21	<0.0077	0.05	<0.0076
Benzo(a)pyrene	0.054	<0.0069	0.23	<0.0067	0.058	<0.0066
Benzo(b)fluoranthene	0.056	<0.0073	0.32	<0.0071	0.07	<0.0071
Benzo(g,h,i)perylene	0.036 J	<0.013	0.15	<0.012	0.04	<0.012
Benzo(k)fluoranthene	0.038	<0.009	0.13	<0.0088	0.037	<0.0087
Chrysene	0.066	<0.0085	0.27	<0.0083	0.059	<0.0082
Dibenz(a,h)anthracene	<0.01	<0.011	0.068	<0.01	0.016 J	<0.01

Footnotes on Page 27.

Table 1-2. Summary of Off-Site Soil Analytical Results, Residential Properties, Madison-Kipp Corporation, Madison, Wisconsin.


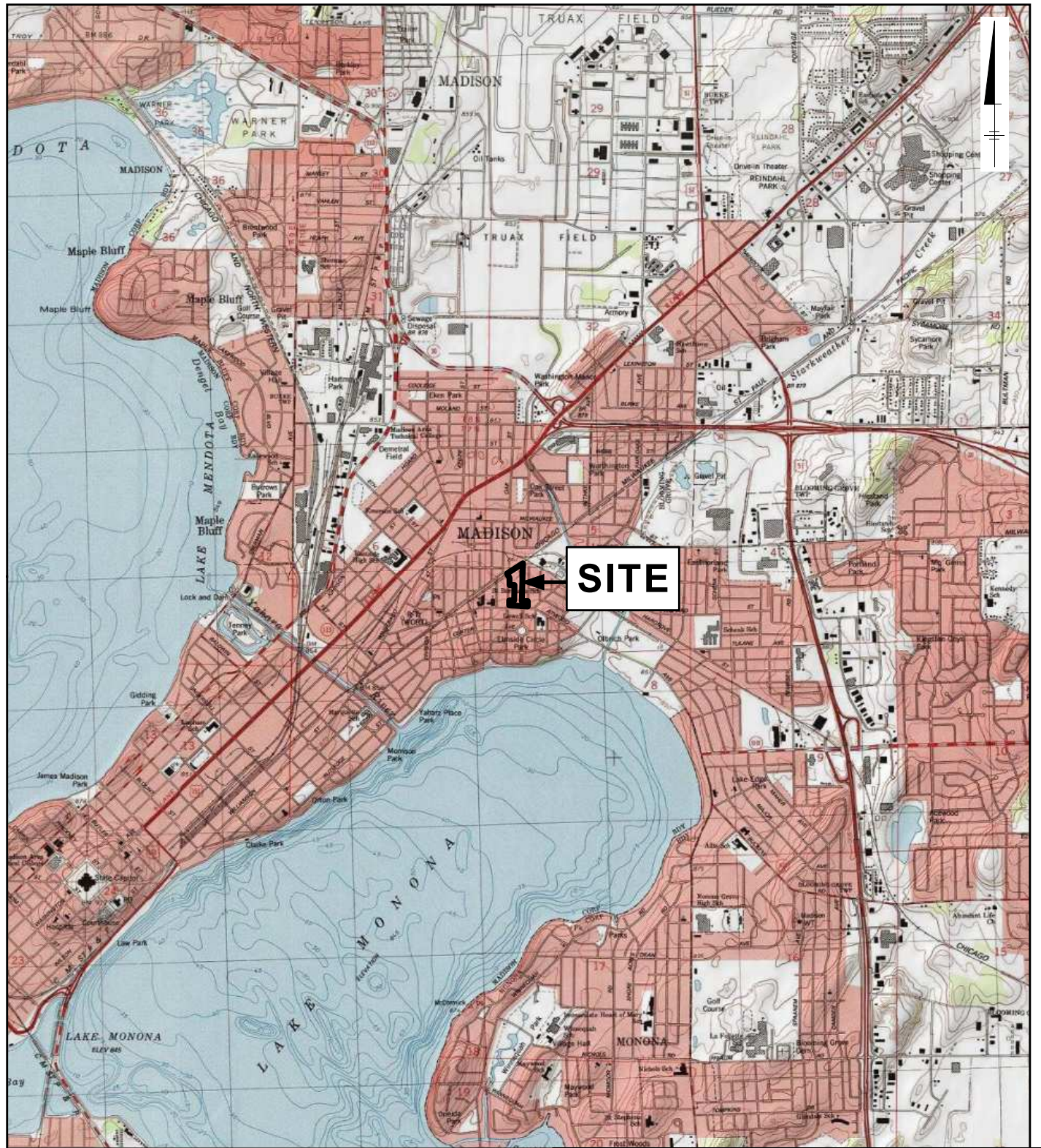
Well/Boring	261-2		265-1		265-2	
	0-1'	3-3.8'	0-1'	3-4'	0-1'	3-4'
Sample Depth	8/22/2012	8/22/2012	6/26/12	6/26/12	6/26/12	6/26/12
PAH (continued)						
Fluoranthene	0.097	<0.015	0.41	<0.015	0.083	<0.015
Fluorene	<0.0084	<0.0086	0.017 J	<0.0084	<0.0077	<0.0083
Indeno(1,2,3-cd)pyrene	0.03 J	<0.013	0.14	<0.012	0.039	<0.012
Naphthalene	0.015 J	<0.0073	0.0097 J	<0.0071	<0.0065	<0.007
Phenanthrene	0.068	<0.016	0.2	<0.015	0.037	<0.015
Pyrene	0.093	<0.014	0.4	<0.013	0.098	<0.013
Metal						
Arsenic	6.6	9	5.8	8.2	4.6	9
Barium	180	130	200	110	200	120
Cadmium	1.4	0.19 J	0.73	0.15 J	0.59	0.17 J
Chromium	15	22	15	19	13	20
Cyanide, Total	0.23 J B	0.26 J B	0.26 J	<0.16	0.29 J	<0.15
Lead	660 B	90 B	210	16	110	15
Mercury	0.085	0.041	0.084	0.044	0.078 B	0.041
Selenium	0.60 J	0.94 J	1	<0.31	0.90 J	0.60 J
Silver	0.11 J	<0.063	0.13 J	<0.065	0.11 J	<0.064
PCBs						
Aroclor-1242	<0.0059	<0.0064	<0.0056	<0.0058	<0.0058	<0.0061
Aroclor-1254	<0.0039	<0.0042	<0.0036	<0.0038	<0.0038	<0.004
Aroclor-1260	<0.0089	<0.0095	<0.0083	<0.0087	<0.0086	<0.0091
Total Detected PCBs	ND	ND	ND	ND	ND	ND

Footnotes on Page 27.

Table 1-2. Summary of Off-Site Soil Analytical Results, Residential Properties, Madison-Kipp Corporation, Madison, Wisconsin.

Only detected constituents are noted. Constituent concentrations are reported as milligrams per kilogram (mg/kg).

100	Exceeds the WDNR's non-industrial direct contact residual contaminant level.
100	Exceeds the WDNR's industrial direct contact residual contaminant level.
*	Laboratory Control Spike or Laboratory Control Spike Duplicate exceeds the control limits.
<	Constituent not detected above noted laboratory detection limit.
J	Constituent concentration is an approximate value.
B	Compound was found in the blank and sample.
EPA	United States Environmental Protection Agency
L	Laboratory Control Sample and/or Laboratory Control Sample Duplicate recovery was above the control limits. Analyte not detected, data not impacted.
M1	The MS and/or MSD were outside control limits.
NA	Not analyzed.
NE	Criteria not established.
ND	Total PCBs less than the laboratory detection limit.
PAH	Polycyclic Aromatic Hydrocarbons.
PCBs	Polychlorinated biphenyls.
RCL	Residual contaminant level.
TSCA	Toxic Substance Control Act.
V	Serial dilution exceeds the control limits.
VOCs	Volatile organic compounds.



NOTE:
TOPO BASE MAP OBTAINED FROM
ESRI ONLINE MAPPING, USING
ARCMAP 10 ACCESSED 10/19/2012

MADISON-KIPP CORPORATION
201 WAUBESA STREET
MADISON, WISCONSIN

SITE LOCATION MAP



**FIGURE
1-1**

CITY: MIKE DIV/GROUP: IM DB: EH LD: CK
 MADISON-KIPP
 G:\Project\MadisonKipp\W001283\cadd\GIS\Updated Figures\PCB Results Figures\PCB_Results_01c2.mxd

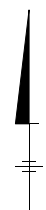
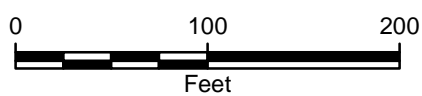


LEGEND

CONCENTRATION OF PCBs

- NON-DETECT
- LESS THAN OR EQUAL TO 1 mg/kg
- GREATER THAN 1 mg/kg
- GREATER THAN 50 mg/kg

- PARCELS
 - BUILDING FOOTPRINTS
- mg/kg MILLIGRAM PER KILOGRAM
 PCBs POLYCHLORINATED BIPHENYL



NOTES:

1. LOCATION OF RESIDENTIAL SAMPLES ARE APPROXIMATE
2. AERIAL IMAGERY OBTAINED FROM BING IMAGERY SERVICE THROUGH ESRI ONLINE MAPPING, ACCESSED 8/27/12

MADISON-KIPP
 201 WAUBESA STREET
 MADISON, WI

**PCB RESULTS
 (0-2 FEET BELOW GROUND SURFACE)**



**FIGURE
 1-2**

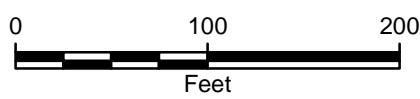


LEGEND

CONCENTRATION OF PCBs

- NON-DETECT
- LESS THAN OR EQUAL TO 1 mg/kg
- GREATER THAN 1 mg/kg
- GREATER THAN 50 mg/kg

- PARCELS
- BUILDING FOOTPRINTS
- mg/kg MILLIGRAM PER KILOGRAM
- PCBs POLYCHLORINATED BIPHENYL



NOTES:

1. LOCATION OF RESIDENTIAL SAMPLES ARE APPROXIMATE
2. AERIAL IMAGERY OBTAINED FROM BING IMAGERY SERVICE THROUGH ESRI ONLINE MAPPING, ACCESSED 8/27/12

MADISON-KIPP
 201 WAUBESA STREET
 MADISON, WI

**PCB RESULTS
 (2-4 FEET BELOW GROUND SURFACE)**



**FIGURE
 1-3**



LEGEND

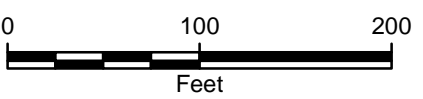
CONCENTRATION OF PCBs

- NON-DETECT
- LESS THAN OR EQUAL TO 1 mg/kg

PARCELS

BUILDING FOOTPRINTS

mg/kg MILLIGRAM PER KILOGRAM
 PCBs POLYCHLORINATED BIPHENYL



NOTES:
 1. LOCATION OF RESIDENTIAL SAMPLES ARE APPROXIMATE
 2. AERIAL IMAGERY OBTAINED FROM BING IMAGERY SERVICE THROUGH ESRI ONLINE MAPPING, ACCESSED 7/11/12

MADISON-KIPP
 201 WAUBESA STREET
 MADISON, WI

PCB RESULTS
(4+ FEET BELOW GROUND SURFACE)



FIGURE
1-4



LEGEND

CONCENTRATION OF PCBs (0-2 FEET BELOW GROUND SURFACE)

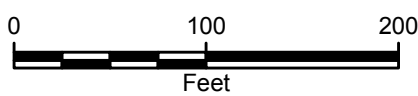
- NON-DETECT
- LESS THAN OR EQUAL TO 1 mg/kg
- GREATER THAN 1 mg/kg
- GREATER THAN 50 mg/kg

PROPOSED EXCAVATION AREA

PARCELS

BUILDING FOOTPRINTS

mg/kg MILLIGRAM PER KILOGRAM
PCBs POLYCHLORINATED BIPHENYL



NOTES:

1. LOCATION OF RESIDENTIAL SAMPLES ARE APPROXIMATE
2. AERIAL IMAGERY OBTAINED FROM BING IMAGERY SERVICE THROUGH ESRI ONLINE MAPPING, ACCESSED 8/27/12

MADISON-KIPP
201 WAUBESA STREET
MADISON, WI

**PROPOSED EXCAVATION AREA
(0-2 FEET BELOW GROUND SURFACE)**

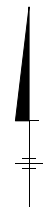
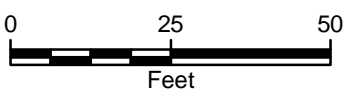


FIGURE
2-1



LEGEND

- PROPOSED SOIL BORINGS
- CONCENTRATION OF PCBs (0-2 FEET BELOW GROUND SURFACE)**
- NON-DETECT
- LESS THAN OR EQUAL TO 1 mg/kg
- GREATER THAN 1 mg/kg
- GREATER THAN 50 mg/kg
- PARCELS
- BUILDING FOOTPRINTS
- mg/kg MILLIGRAM PER KILOGRAM
- PCBs POLYCHLORINATED BIPHENYL



NOTES:
 1. LOCATION OF RESIDENTIAL SAMPLES ARE APPROXIMATE
 2. AERIAL IMAGERY OBTAINED FROM BING IMAGERY SERVICE THROUGH ESRI ONLINE MAPPING, ACCESSED 8/27/12

MADISON-KIPP
 201 WAUBESA STREET
 MADISON, WI

PROPOSED SOIL BORINGS



FIGURE 3-1