Operation, Monitoring, and Maintenance Annual Report

January 1, 2021 – December 31, 2021
Madison-Kipp Corporation Groundwater, Soil Vapor, and Treatment Systems

June 2022

Facility ID No. 113125320
BRRTS Nos. 02-13-558625, 02-13-578015, & 02-13-562649

Prepared For:

Madison-Kipp Corporation
201 Waubesa Street
Madison, WI 53704

Prepared By:

TRC
708 Heartland Trail, Suite 3000
Madison, WI 53717

Andrew Stehn, P.E.
Senior Project Engineer

Stephen Sellwood, P.G.
Senior Hydrogeologist

TABLE OF CONTENTS

1.0 INTRODUCTION 1
1.1 Site Description 1
1.2 Site Background 1
1.3 Record Keeping and Reporting Requirements 2
1.4 Purpose and Scope 2
2.0 GETS OM&M 4
2.1 System Operation 4
2.2 Monthly Discharge Monitoring Reports 5
2.3 Semi-Annual Vapor Sampling 5
3.0 SVE OM&M 6
4.0 GROUNDWATER MONITORING 7
4.1 Groundwater Flow Conditions 7
4.2 Monitoring Well Network and Sampling Program 7
4.3 Site Groundwater Monitoring 7
4.4 GETS Performance and VOC Groundwater Sampling Results Discussion 8
4.4.1 Unconsolidated 9
4.4.2 Upper Lone Rock 9
4.4.3 Lower Lone Rock 9
4.4.4 Upper Wonewoc 10
4.4.5 Lower Wonewoc 10
5.0 SOIL GAS MONITORING 11
6.0 RAIN GARDEN SEDIMENT MONITORING 12
7.0 FACILITY CONCRETE IMPROVEMENT WORK 13
7.1 Section 7, 8, and 9 13
7.2 Section 11 13
8.0 CONCLUSIONS AND RECOMMENDATIONS 15
8.1 Remedial System Operation 15
8.2 Site Groundwater Monitoring 15
8.3 Site Soil Gas Monitoring 15
8.4 Rain Garden Sediment Monitoring 15
8.5 Facility Concrete Improvement 16
8.6 Recommendations 16
9.0 REFERENCES 17

TABLES

Table 1: Summary of Groundwater Extraction System Operation and Mass Removal – January to December 2021
Table 2: GETS WPDES Compliance Sample Results – January to December 2021
Table 3: Combined SVE and GETS Gas Analytical Data - December 2020 - December 2021

Table 4: Estimate of GAC Effluent Emissions - Total Volatile Organic Compounds
Table 5: Groundwater Monitoring Plan - 2021
Table 6: Summary of Groundwater Elevations - October 11, 2021
Table 7: Groundwater Analytical Results Summary - 2021
Table 8: Storm Sewer System Soil/Sediment Sampling Analytical Results Summary
Table 9: Storm Sewer System Water Sampling Analytical Results Summary
Table 10: Groundwater Monitoring Plan - 2022

FIGURES

Figure 1: Site Location Map
Figure 2: Well Locations Map
Figure 3: Water Table Elevations October 2021
Figure 4: Upper Lone Rock Formation Potentiometric Surface October 2021
Figure 5: Lower Lone Rock Formation Potentiometric Surface October 2021
Figure 6: Upper Wonewoc Formation Potentiometric Surface October 2021
Figure 7: Lower Wonewoc Formation Potentiometric Surface October 2021
Figure 8: Water Table Tetrachloroethene (PCE) Isoconcentrations October 2021
Figure 9: Upper Lone Rock Formation Tetrachloroethene (PCE) Isoconcentrations October 2021
Figure 10: Lower Lone Rock Formation Tetrachloroethene (PCE) Isoconcentrations October 2021
Figure 11: Upper Wonewoc Formation Tetrachloroethene (PCE) Isoconcentrations October 2021
Figure 12: Lower Wonewoc Formation Tetrachloroethene (PCE) Isoconcentrations October 2021
Figure 13: Geological Cross Sections A-A' and B-B' Tetrachloroethene (PCE) Concentrations – October 2021
Figure 14: Soil Vapor Extraction Well and Vapor Monitoring Point Location Map
Figure 15: Rain Garden Site Map and Storm Sewer Infrastructure

APPENDICES

Appendix A: Trend Plots
Appendix B: Remediation Site Operation, Maintenance, Monitoring, and Optimization Report Form 4400-194
Appendix C: December 2021 WPDES DMR Submittal and Quarterly Laboratory Reports
Appendix D: Semi-Annual GETS Influent and Effluent Vapor Laboratory Analytical Reports
Appendix E: April and October 2021 Groundwater Monitoring Laboratory Analytical Reports and Historical Groundwater Analytical Summary Table
Appendix F: Rain Garden Analytical Reports
Appendix G: Concrete Improvement Work Documentation

1.0 Introduction

TRC Environmental Corp. (TRC), on behalf of Madison-Kipp Corp. (MKC), is reporting on the operation, monitoring, and maintenance (OM&M) of the groundwater and soil vapor extraction treatment system operations at MKC's facility at 201 Waubesa Street, Madison, Wisconsin (Site). In addition, this report includes documentation related to cap maintenance activities at the Site.

1.1 Site Description

The Site is located in the southwest quarter of Section 5, Township 7 North, Range 10 East in Dane County, Wisconsin. The Site Location Map is shown on Figure 1. The Site is approximately 7.5 acres in area, with a 130,000 square foot building occupying much of the Site. The building has a basement and a second floor over part of the footprint. There is a second 6,000 square foot building in the northeast corner of the property, housing the Groundwater Extraction Treatment System (GETS) and storage. The remainder of the Site is predominately paved in asphalt for driveways and parking lots. The Site is zoned M-1 (industrial/manufacturing), and is currently operated as a metal die casting facility.

The Site is surrounded by a mix of commercial, industrial, and residential land use. The Site is bounded by the Capital City Bike Trail to the north, residences to the east along Marquette Street, Atwood Avenue to the south, and residences/Waubesa Street to the west. The Goodman Community Center is located to the north across the Capital City Bike Trail. Residences are located adjacent to the east and west sides of the Site. Commercial properties are located to the south.

The Site is located on the northeastern end of the Madison Isthmus, which is a narrow strip of land separating Lake Mendota and Lake Monona. The Site is approximately 1,500 feet north of Lake Monona and approximately 6,800 feet east of Lake Mendota. The topography of the Site is flat, with an elevation ranging from approximately 870 to 880 feet above mean sea level. The Site and surrounding areas are serviced by municipal water supply and sewer systems.

1.2 Site Background

Environmental investigation and remediation activities have been on-going at the Site since 1994. Investigation activities included defining the extent of tetrachloroethene (PCE) and, beginning in 2012, polychlorinated biphenyls (PCBs), polycyclic aromatic hydrocarbons (PAHs) and Resource Conservation and Recovery Act metals (RCRA Metals). A complete summary of the project background, including the on-site and off-site investigations is included in the 2015 Annual Report submitted to the Wisconsin Department of Natural Resources (WDNR) on April 12, 2016 by Arcadis U.S., Inc. (Arcadis, 2016) and in previous reports referenced therein.

A Soil Vapor Extraction (SVE) system began continuous operation at the Site in May 2013 and operated continuously until October 2018, when the system was shut down based on WDNR-approval for additional sampling of Site soil gas without the system operating. The on-going monitoring of soil gas at the Site and recommendations for the SVE are discussed in this report.

The Site's active remediation system is a Groundwater Extraction and Treatment System (GETS) designed to treat dissolved volatile organic compounds (VOCs), primarily PCE. The GETS start-up testing was completed from July 2015 through December 2015. The GETS has operated full-

time since January 2016. The on-going operation, maintenance, and monitoring of the GETS are discussed in this report.

There is on-going monitoring for potential PCB-impacts to the rain garden located immediately north of the Site. The rain garden serves as a storm water retention area downstream of the Site. The on-going monitoring of the rain garden is discussed in this report.

Much of the building footprint and paved parking lots/driveways serves as a cap. Occasionally MKC conducts maintenance and/or makes improvements to the cap as a result of business operations. Maintenance conducted within the footprint of the cap is documented in this report.

1.3 Record Keeping and Reporting Requirements

MKC completes cap maintenance inspections for their property at 201 Waubesa Street. All interior and exterior cap inspections were completed annual/monthly depending on the cap location as needed and documentation can be provided upon request.

MKC periodically completes concrete improvement work for facility operations. During the 2021 calendar year, the concrete within several areas of the facility was replaced, requiring management of concrete waste. TRC, on behalf of MKC, submitted two notification letters to the EPA and WDNR prior to work being completed which described the proposed improvement work and management of generated waste. The first was submitted on March 23, 2021 and the second letter on April 26, 2021 (TRC, 2021a) (TRC, 2021b). The work was completed in accordance with the Site Cap Maintenance Plan and April 2, 2019, U.S. Environmental Protection Agency TSCA PCB Coordinated Approval.

As of December 31, 2021, MKC is current on the financial agreements per the November 22, 2017 Stipulation and Order for Judgement and Coordinated Approval with the United States Environmental Protection Agency. Further details can be provided upon request.

1.4 Purpose and Scope

On-going OM&M activities are completed to monitor the status of groundwater conditions at the Site and to ensure the treatment systems are operating as designed and in compliance with regulatory standards. 2021 OM&M activities included: GETS operation and monthly Discharge Monitoring Reports, semi-annual Site groundwater monitoring, semi-annual sediment and stormwater monitoring for the rain garden, and documentation of concrete improvement work completed at the facility. The purpose of this Annual Report is to provide documentation of OM&M activities performed during January 1 through December 31, 2021.

This Annual Report describes:

- GETS OM&M,
- SVE OM&M,
- Groundwater Monitoring,

- Site Soil Gas Monitoring,
- Rain Garden Sediment and Stormwater Monitoring,
- Facility Cap Maintenance Work, and
- Conclusions and Recommendations.

2.0 GETS OM&M

MKC is operating a GETS system for extraction and treatment of PCE-impacted groundwater. The system was installed in 2015 and is described in detail in Groundwater Extraction and Treatment System (GETS) Construction Documentation Report (Arcadis, 2015b).

2.1 System Operation

Over the period of January 1 through September 8, 2021, the GETS was generally operated at 40 gpm. Transfer pump P-103 encountered operational issues on September 8, 2021 and new pump was ordered. The system was restarted and operated at 35 gpm from September 9 to November 11, 2021 when the flow rate was decreased to 32 gpm. The GETS then operated at 32 gpm through December 31, 2021. Due to equipment delays, the new pump was purchased but not received during this reporting period.

The extraction and transfer pumps for the GETS have variable speed frequency drives that fluctuate flow rate based on liquid levels in the equalization and mixing tank along with the air stripper liquid level. At times the flow will fluctuate above and below the design rate over a few days' time; however, the overall weekly to monthly flow rate is generally consistent.

The GETS system was occasionally shut down for routine maintenance and/or repairs. During this reporting period the following GETS repairs and maintenance tasks were completed:

- Minor shutdowns occurred between January and March due to system faults related to air bubbles in the peroxide feed line, the pump was primed, and the system was restarted;
- The GETS was shut down for one day in January, two days in September, one day in October, and one day in November due to power outages;
- The GETS shutdown in May for a period of time due to a faulty low level float sensor in the system mixing tank. The float was replaced, and the system was restarted.
- Transfer pump P-103 issues resulted in periodic GETS shutdowns in September and November;
- GETS program updates and alarm sensor checks; and
- Air stripper unit and select piping sections were cleaned in January, April, and September.

The location of the extraction well (GWE-1) for the GETS is identified on Figure 2. MKC personnel complete weekly monitoring of the GETS and an operations summary table is included in Table 1.

A total of approximately 18,431,058 gallons of groundwater were treated between January 1, 2021 and December 31, 2021. During the 2021 calendar year, approximately 177 pounds of VOCs were removed. From the start of the system through the end of December 2021, approximately 1,650 pounds of VOCs have been removed through operation of the GETS. A trend plot depicting the cumulative VOCs removed over time since the start-up of the GETS system is included in Trend Plot A.1 of Appendix A. In addition, the trend plot showing PCE concentration verses time for the groundwater extraction well (GWE-1) is included in Trend Plot A.2 of Appendix A. Additional system operation information is attached in the Remediation Site Operation, Maintenance, Monitoring, and Optimization Report Form 4400-194 in Appendix B.

2.2 Monthly Discharge Monitoring Reports

MKC completes monthly performance monitoring and submits monthly Discharge Monitoring Reports (DMRs) required for the system operation and discharge permit (Wisconsin Pollution Discharge Elimination System (WPDES) Permit number WI-0046566-6).

For 2021 performance monitoring and permit compliance, TRC on behalf of MKC collected samples of the extracted groundwater (GETS influent) and treated groundwater (GETS effluent) on a quarterly basis. Table 2 provides the influent and effluent laboratory analytical results for the 2021 reporting period. The 2021 sampling frequency and monitoring parameters collected were completed as approved by the WDNR in December 2018. Parameters included daily monitoring of flow; monthly visual monitoring for permanganate neutralization (neutralization chemical addition was eliminated in March 2021, but visual monitoring is still conducted); quarterly monitoring of select volatile organic compounds and polycyclic aromatic hydrocarbons; and monitoring of total suspended solids after system cleaning events.

The DMRs for January through December 2021 were submitted electronically to the WDNR through the Web Access Management System Switchboard. Laboratory analytical reports for samples collected between January and June 2021 were included in the July 30, 2021 Operations, Monitoring, and Maintenance Semi-Annual Report for the period January 1, 2021 – June 30, 2021 Submittal (TRC, 2021c). A copy of the last submittal from the December 2021 monitoring event and laboratory reports for samples collected between July and December 2021 are included in Appendix C.

2.3 Semi-Annual Vapor Sampling

The GETS produces gases which are treated with granular activated carbon (GAC) for removal of vapor-phase volatile organic compounds (VOCs). The GAC influent gas and GAC effluent gas are sampled semi-annually for performance and compliance monitoring. The 2021 results are representative of gases from the GETS only as the SVE system was shut down in October 2018. GAC influent and effluent gas results are included in Table 3 and the laboratory analytical reports for 2021 are included in Appendix D. An emission rate was calculated based on the effluent analytical results and system flow rate, and results were compared to NR 445 and NR 406. No regulatory standards for effluent emissions from the system were exceeded. Table 4 includes a summary of the emission rates for total VOCs for the 2021 calendar year.

TRC continues to assess the influent and effluent concentrations of VOCs to evaluate the GAC component of the treatment system. The 2021 evaluation concluded that the activated carbon is approaching the end of its life as PCE continues to be reduced but breakdown products (e.g. TCE, cis-1,2-DCE, and VC) are not being reduced as effectively, although they still remain below applicable standards. Loading rates for total VOCs, PCE, TCE, cis-1,2-DCE, and VC were calculated based on the influent results (pre-carbon treatment). With the GETS in operation, the pre-carbon treatment gas concentrations for VOCs, PCE, TCE, cis-1,2-DCE, and VC are below the established NR 445 and NR 406 regulatory standards. A summary of these calculations can be provided upon request.

3.0 SVE OM&M

MKC previously operated an SVE system for extraction and treatment of shallow soil vapor on the east-northeast portion of the Site. The system began long term operation in May 2013 and continued operation through October 2018. On October 25, 2018, the SVE system was shut down, as approved by the WDNR, to review its continued effectiveness at contaminant mass reduction for the Site. A summary of the shutdown and soil gas monitoring completed was included in the Soil Vapor Extraction System Shut Down and Soil Gas Analytical Results discussion letter submitted to the WDNR on February 8, 2019 (TRC, 2019a). Subsequent soil gas sampling was conducted in July and October of 2019 and a summary of the results was included in the January 1, 2019 – December 31, 2019 Madison-Kipp Corporation Groundwater, Soil Vapor, and Treatments Systems Report (TRC, 2020). TRC, MKC, and the WDNR discussed the soil vapor extraction treatment operations in August 2021. TRC and MKC reviewed historical soil vapor information following the call and WDNR planned to review the Site internally. A follow-up call is warranted to discuss next steps upon completion of WDNR's internal review of the Site information.

4.0 Groundwater Monitoring

The 2021 groundwater monitoring program at the Site, which included water level gauging and sampling, was conducted as summarized in Table 5.

The Site includes 39 monitoring wells, 4 multi-port wells, and one operational extraction well (GWE-1). The wells are installed in unconsolidated units and/or bedrock and their locations are shown on Figure 2. The Site's near-surface geology consists of two unconsolidated units consisting of fill material and glacially-derived deposits, which overlie sandstone bedrock of the Lone Rock and Wonewoc Formations. The Wonewoc sandstone is underlain by siltstone of the Eau Claire Formation, which serves as a regional aquitard. Further information on the site geology is included in the 2014 Annual Report (Arcadis, 2015a) and in previous reports referenced therein.

4.1 Groundwater Flow Conditions

Water levels at 39 Site monitoring wells and 20 multi-port well intervals were gauged on October 11, 2021. The groundwater elevations are summarized in Table 6, and the October 2021 water table map and potentiometric surface maps are shown on Figures 3 through 7. Overall, the groundwater elevations and the direction of groundwater flow in October 2021 are generally consistent with historical observations. Groundwater flow at the water table converges toward the site from the north, south, and west (Figure 3). Groundwater flow in the Upper Lone Rock formation is generally converging toward the north end of the site (Figure 4) and may be influenced by pumping from the extraction well (GWE-1). The extraction well has a local influence on flow within the Lower Lone Rock, Upper Wonewoc, and Lower Wonewoc formations, causing flow to generally converge toward the extraction well (Figures 5 through 7).

4.2 Monitoring Well Network and Sampling Program

Groundwater sampling was conducted in wells within the unconsolidated units, Lone Rock formation, and the Wonewoc formation for geochemical field parameters and laboratory analysis for VOCs. Monitoring wells were sampled to evaluate the effectiveness of the GETS operation—which was installed to remove VOCs from the groundwater and provide hydraulic containment to minimize off-site migration—and to evaluate the overall site-wide water quality. A summary of the wells monitored during the April and October 2021 sampling events is included in Table 5.

In addition, ten of the site wells were monitored for polychlorinated biphenyls (PCBs), total suspended solids (TSS), total dissolved solids (TDS), and geochemical field parameters in April and October 2021. Selected wells were based on the November 22, 2017 Stipulation and Order for Judgement and coordination with the United States Environmental Protection Agency. The wells sampled for PCBs are located in the unconsolidated or Lone Rock unit/formation and a summary of wells sampled for PCBs is included in Table 5.

4.3 Site Groundwater Monitoring

The results from the 2021 groundwater sampling events are included in Table 7, and the laboratory analytical reports for the April and October 2021 monitoring events are included in Appendix E. A historical summary table containing groundwater analytical results to date is also included in Appendix E.

Multiple NR 140 preventative action limit (PAL) and enforcement standard (ES) exceedances for VOCs were reported for the April and October 2021 sampling events. The overall concentration of PCE over time was reviewed for each Site well sampled during 2021, and a brief description for each unit/formation is included in Section 4.4 below. As required of the WDNR Remediation Site Operation Maintenance, Monitoring & Optimization Report Form 4400-194, Appendix A includes a trend plot (A.3) indicating PCE concentrations over time for monitoring well MW-5D2 which contained the highest concentration of PCE during the October 2021 monitoring event.

Isoconcentration maps for PCE for the Water Table (Unconsolidated), Upper Lone Rock, Lower Lone Rock, Upper Wonewoc, and Lower Wonewoc are shown in Figures 8 through 12, respectively. The contours are based on the October 2021 monitoring event.

Figure 13 includes two cross-sections (A-A' and B-B') displaying the vertical PCE concentration extents based on the October 2021 groundwater monitoring. Figure 2 shows the location of the wells and the cross-sections.

The ten monitoring wells sampled for PCBs in April and October 2021 had no detections above the method detection limits and therefore no exceedance of the NR 140 ES or PAL for PCBs were reported. As such, colloidal and co-solvency transport has not occurred at the site based on analytical results.

4.4 GETS Performance and VOC Groundwater Sampling Results Discussion

During the start-up of the GETS in July 2015, a constant rate pumping test was completed by pumping the groundwater extraction well (GWE-1) at a constant rate of 45 gallons per minute while measuring water levels in most site monitoring wells. A summary of the pumping test was included in Attachment B of the Groundwater Extraction and Treatment System (GETS) Construction Documentation Report submitted to the WDNR in November 2015 (Arcadis, 2015b). The test indicated that drawdown was observed within most of the wells within the 2015 well network, including wells in the most distant wells nests. Five wells in close proximity to GWE-1 (MW-19D, MW-19D2, MW-20D, MW-20D2, and MW-21D) were not monitored during the pumping test but are certainly within the radius of influence of GWE-1. Drawdown was not notable in MW-27D2; however, drawdown was observed in MW-27D. The pumping test report suggests that drawdown was not observed at the MW-25 well nest, however, a review of the hydrograph for MW-25D2 for the period of the pumping test shows a clear decrease in water level in response to the onset of pumping. Thus, the influence of pumping GWE-1 at 45 gpm is also clearly measurable at downgradient MW-25D2. Based on the results of the 2015 pumping test it appears that the radius of influence of GWE-1 encompasses most of the horizontal extent of the groundwater plume when pumping at 45 gpm.

GWE-1 is screened within the Lone Rock and Wonewoc formations. During the pumping test, drawdown was reported for wells screened in these formations as well as wells screened in the unconsolidated formation above the Lone Rock. This indicates that the hydrologic influence of pumping GWE-1 is also observed over most of the vertical extent of the groundwater plume.

Although pumping test data suggest the plume is mostly captured by pumping, a handful of wells have unstable or apparently increasing PCE concentrations. There are many possible reasons for unstable or increasing contaminant concentrations at wells within the pumping test radius of influence of GWE-1, including: localized connectedness or disconnectedness of fractures,

changes in hydraulic gradients caused by rainfall events or lack of rainfall, plume advancement during times when the GETS is off for maintenance, and/or the difference in pumping rate between the pumping test (45 gpm) and current GETS operation (between 32 and 40 gpm - see Section 2.1). Nevertheless, wells on the edges of the plume tend to have stable PCE concentrations, indicating the plume is not significantly advancing and therefore the GETS is effective at both removing VOCs from the groundwater (see Section 2.1) and providing hydraulic containment to minimize off-site migration.

The following sections summarize PCE trends for each geologic unit using data from wells sampled in October 2021.

4.4.1 Unconsolidated

A limited number of wells within the unconsolidated unit were sampled in October 2021 (MW-1, MW-3S, MW-6S, and MW-28). PCE concentration trends for these wells are generally inconsistent. PCE concentrations at MW-1 have been generally stable since 2016 and concentrations remain below pre-2015 levels. PCE concentrations at MW-3S are highly variable with no distinct trend. MW-6S has remained consistently below the ES for PCE and PCE was not detected at MW-6S during the last three sampling events. MW-28 has only been sampled four times so the PCE concentration trend cannot yet be assessed; however, PCE in MW-28 exceeds the ES. Other unconsolidated wells that were not sampled (MW-2S, MW-4S, MW-7, MW-8, MW-10S, MW-11S, MW-12S, MW-18S, MW-26S, and MW-29S) historically had low (below the PAL and/or ES), decreasing, or stable PCE concentrations, or have not been sampled for VOCs.

4.4.2 Upper Lone Rock

MW-2D, MW-3D, MW-4D, MW-5S, MW-6D, MW-9D, MP-13 Port 7, MW-24, and MW-29D are screened within the Upper Lone Rock unit. Most of these wells, with the exception of MW-4D, MW-24 and MW-29D, were sampled in October 2021. PCE concentrations at wells within this unit were generally decreasing or below the PAL. However, PCE concentrations at MW-3D have been highly variable with a recent increasing trend.

4.4.3 Lower Lone Rock

MW-3D2, MW-4D2, MW-5D, MW-9D2, MP-13 Port 5 and 6, MP-14 Port 4, MP-16 Port 4, MW-19D, MW-20D, and MW-21D, are located within the Lower Lone Rock unit. Wells MP-14 Port 4, MP-16 Port 4, MW-19D, MW-20D, and MW-21D were not sampled in October 2021. Generally, the Lower Lone Rock wells currently exceed the ES for PCE, except for well MW-4D2, where PCE was not detected in 2020 or April 2021 and the ES for PCE has never been exceeded. PCE concentrations at wells within this unit were generally stable or decreasing after short-term spikes in 2015/2016. PCE concentrations at MW-13 Ports 5 and 6 have decreased significantly since 2015. PCE concentrations at MW-5D are highly variable and MW-9D2 had displayed an increasing trend prior to the October 2021 sampling when the PCE concentration decreased. MP-14 Port 4 and MP-16 Port 4 were both last sampled in October 2014, with PCE concentrations above the PAL but below the ES. MW-19D, MW-20D, and MW-21D were lasted sampled in October 2014 and generally contained exceedances of the ES for PCE.

4.4.4 Upper Wonewoc

MP-13 Ports 2, 3, and 4, MP-14 Ports 2 and 3, MP-15 Ports 3, 4, and 5, MP-16 Ports 2 and 3, MW-19D2, MW-20D2, MW-25D, MW-25D2, and MW-27D are located within the Upper Wonewoc unit, and all wells with the exception of MW-19D2 and MW-20D2 were sampled in October 2021. PCE concentrations at wells within this unit were generally stable or decreasing after short-term spikes in 2015/2016. The October 2021 PCE concentration at MW-27D exceeded the ES for the first time since 2015. PCE concentrations at MP-16 Port 2 have increased since 2019. PCE concentrations at MW-25D have been reported below the PAL since 2016 and no exceedance of the ES has been reported. PCE concentrations at MW-25D2 are generally reported below the laboratory method detection limits (MDL) and reported detections above the MDL have not exceeded the PAL.

4.4.5 Lower Wonewoc

MW-3D3, MW-5D2, MW-5D3, MP-13 Port 1, MP-14 Port 1, MP-15 Ports 1 and 2, MP-16 Port 1, MW-17, and MW-27D2 are located within the Lower Wonewoc unit, and all were sampled in October 2021. PCE concentrations at wells within this unit were generally stable or decreasing, with several wells below the ES (MW-3D3, MW-5D3, and MP-15 Port 1). MP-13 Port 1 has decreased significantly since 2015. PCE concentrations as MP-14 Port 1 are increasing. PCE concentrations at both MW-5D2 and MP-15 Port 2 show an increasing trend while MP-16 Port 1, MW-17, and MW-27D2 are generally stable.

5.0 Soil Gas Monitoring

Following shutdown of the SVE system, soil gas monitoring was completed in 2018 and 2019. A summary of the shutdown and soil gas monitoring completed was included in the Soil Vapor Extraction System Shut Down and Soil Gas Analytical Results discussion letter submitted to the WDNR on February 8, 2019 (TRC, 2019a). Subsequent soil gas sampling was conducted in July and October of 2019 and a summary of the results was included in the January 1, 2019 – December 31, 2019 Madison-Kipp Corporation Groundwater, Soil Vapor, and Treatments Systems Report (TRC, 2020).

Figure 14 depicts the location of the soil gas sample points.

There is no on-going monitoring program for soil gas. Based on the 2019 soil gas monitoring events, TRC, on behalf of MKC, proposes to continue to keep the SVE system off. TRC, MKC, and the WDNR have discussed the SVE system several times since 2019, as recently as August 2021. TRC and MKC reviewed historical soil vapor information following the call and WDNR planned to review the Site internally. A follow-up call is warranted to further discuss next steps upon completion of WDNR's internal review of the Site information.

6.0 Rain Garden Sediment Monitoring

TRC completed the 2021 semi-annual rounds of sediment sampling as recommended in the December 4, 2018, Rain Garden – 2018 Sediment Monitoring (BRRTS #02-13-562649) letter. Sediment samples were collected from manhole MH-1A and from the Outfall into the rain garden on May 7 and October 15, 2021 and analyzed for PCBs using EPA Method 8082. An additional sediment sample from the Outfall along with two downstream rain garden soil samples were collected on June 2, 2021 after receiving the May 7, 2021 results which contained a NR 720 industrial direct contact exceedance. In accordance with Section D part 2 of the April 2, 2019, U.S. Environmental Protection Agency TSCA PCB Coordinated Approval, water samples were collected from the outfall area on May 7 and October 15, 2021 and analyzed for PCBs as well. The location of manhole MH-1A and the Outfall are shown on Figure 15. Table 8 includes a summary of the sediment samples collected through 2021, Table 9 includes a summary of the water samples collected through 2021, and Appendix F includes the laboratory analytical reports for the sediment and water samples collected in 2021.

- Based on the semi-annual sediment sample results, the material within MH-1A contains low concentrations of PCBs, below the NR 720 industrial direct contact residual contaminant levels (RCLs). The sediment observed within MH-1A was primarily coarse grain material with some fines and organics.
- Sediment accumulation within the Outfall pipe was present and generally consisted of primarily fine grain material with some organics. Results from the semi-annual monitoring show that sediment containing PCBs is present in the Outfall, but at concentrations below the NR 720 industrial direct contact RCLs. The sample collected on May 7, 2021 did exceed the NR 720 RCL, but the June 2, 2021 samples confirmed that PCB concentrations in the Outfall are below the NR 720 RCL.
- Consistent with previous semi-annual sampling events, no PCBs analyzed were detected above the laboratory method detection limits for the water samples collected from the outfall point. The analytical laboratory reports are included in Appendix F.

7.0 Facility Cap Maintenance Work

7.1 Facility Floor Sections 7, 8, and 9

As outlined in the March 23, 2021 notification letter, MKC's 201 Waubesa Street facility required concrete removal and replacement for the installation of a new furnace (TRC, 2021a). The facility floor area measured approximately 30-feet by 60-feet and was broken up into three sub areas (each measuring approximately 30-feet by 20-feet) identified as Section 7, 8, and 9. A figure showing the overall area is included in Appendix G. The concrete removal and replacement was conducted as part of the cap maintenance plan for this area of the Site as the concrete serves as a cap over soils with residual contamination.

Between March 24 and 25, 2021, TRC, on behalf of MKC, completed concrete sampling for Sections 7 through 9 per the notification letter. Samples were analyzed for PCBs using EPA Method 8082 and metals using EPA Method 6010 and 7470 which is consistent with previous sampling and analysis completed at the facility for waste characterization.

Based on the overall length and width of the improvement area, TRC laid out six 10-foot by 10-foot grid systems for each section. Nine holes were cored in each grid area and the concrete material was composited equally based on weight, and containerized and sent for laboratory analysis. The individual sub-samples were also containerized and held for further laboratory analysis if needed based on the results of the composite sample. Overall, six composite concrete samples were collected from each section for a total of 18 samples. None of the individual sub-samples used for compositing required analysis for PCBs, as all the composite samples were reported below 5.5 mg/kg (PCB TSCA limit - 50 mg/kg /9 Sub samples = 5.5 mg/kg). The Analytical Laboratory Reports for the composite samples collected from Sections 7 through 9 are included in Appendix G.

Following sampling, MKC's contractor removed and containerized the old concrete in roll off containers for disposal. In total, 121.04 tons of PCB impacted concrete was removed from the Site and disposed of at GFL Environmental 's Glacier Ridge Landfill. A Certificate of Disposal is included in Appendix G. No soil required management during this cap maintenance work.

7.2 Facility Floor Section 11

As outlined in the April 26, 2021 notification letter, MKC's 201 Waubesa Street facility required additional concrete removal and replacement for the installation of a new furnace (TRC, 2021b) and surrounding area. The additional concrete work is being completed over time as the furnace area is updated. The facility floor Section 11 required replacement shortly after Sections 7, 8, and 9 and this area measured approximately 12-feet by 70-feet. A figure showing the overall area is included in Appendix G. The concrete removal and replacement was conducted as part of the cap maintenance plan for this area of the Site as the concrete serves as a cap over soils with residual contamination.

On April 27, 2021, TRC, on behalf of MKC, completed concrete sampling for Section 11 per the notification letter. Samples were analyzed for PCBs using EPA Method 8082 and metals using EPA Method 6010 and 7470, consistent with previous sampling and analysis completed at the facility for waste characterization.

Based on the overall length and width of the improvement area, TRC laid out seven 12-foot by 10-foot grid systems and cored a hole at each corner resulting in four holes per grid. Concrete cuttings from each grid were composited equally based on weight and containerized and sent for laboratory analysis. The individual sub-samples from the four holes were also containerized and held for further laboratory analysis if needed based on the results of the composite samples. Overall, seven composite concrete samples were collected from Section 11. None of the individual sub samples used for compositing required analysis for PCBs, as all the composite samples were reported below 12.5 mg/kg (PCB TSCA limit - 50 mg/kg /4 sub samples = 12.5 mg/kg). The Analytical Laboratory Report for the composite samples collected from Section 11 are included in Appendix G.

Following sampling, MKC's contractor removed and containerized the old concrete in roll off containers for disposal. In total, 66.51 tons of PCB impacted concrete was removed from the Site and disposed of at GFL Environmental 's Glacier Ridge Landfill. A Certificate of Disposal is included in Appendix G. No soil required management during this cap maintenance work.

8.0 Conclusions and Recommendations

8.1 Remedial System Operation

The OM&M activities for the SVE and GETS were completed as required at the Site during the 2021 calendar year. System operation data and details for the first part of the year (January to June 2021) were included in the Operations, Monitoring, and Maintenance Semi-annual Report – January 1, 2021 – June 30, 2021, Groundwater and Soil Vapor Extraction Treatment Systems Madison-Kipp Corporation, 201 Waubesa Street, Madison, Wisconsin (TRC, 2021c). The GETS operated continuously throughout this reporting period, with the exception of repairs and routine maintenance as noted. The SVE system remained shut down during the 2021 calendar year as noted.

8.2 Site Groundwater Monitoring

Site groundwater monitoring was completed in April and October 2021. PCBs were not detected in any of the PCB groundwater samples collected. PCE trends were reviewed for site wells in conjunction with the data collected during the 2015 constant rate pump test. Although pumping test data suggest the plume is mostly captured by pumping, not all wells in the monitoring well network have stable or decreasing contaminant trends. A handful of wells have unstable or apparently increasing PCE concentrations. There are many possible reasons for unstable or increasing contaminant concentrations at wells within the pumping test radius of influence of GWE-1, including: localized connectedness or disconnectedness of fractures, changes in hydraulic gradients caused by rainfall events or lack of rainfall, plume advancement during times when the GETS is off for maintenance, and pumping rates. Nevertheless, wells on the edges of the plume tend to have stable PCE concentrations, indicating the plume is not significantly advancing and therefore the GETS is effective at both removing VOCs from the groundwater and providing hydraulic containment to minimize off-site migration.

As additional groundwater monitoring events are completed, further data and concentration versus time analyses will be completed to continue to evaluate the effectiveness of the GETS. As of December 2021, the GETS has been in operation for approximately six years. The GETS, while pumping at 45 gpm, is capable of influencing local groundwater within the unconsolidated, Lone Rock, and Wonewoc formations. Groundwater monitoring will continue to evaluate if there are impacts to groundwater not being addressed by the remediation system.

8.3 Site Soil Gas Monitoring

No soil gas monitoring was conducted in 2021 after the completion of the 2018 SVE shutdown and 2019 post-shutdown monitoring. Discussions with WDNR regarding next steps for soil gas are on-going.

8.4 Rain Garden Sediment Monitoring

Sediment results from both semi-annual monitoring events completed in 2021 indicated that sediment containing PCBs continues to be present in manhole MH-1A and the Outfall pipe. However, reported concentrations are below the NR 720 industrial direct contact RCLs. In addition, PCBs were not detected above the laboratory method detection limit in the stormwater present in the rain garden.

8.5 Facility Concrete Improvement

During the 2021 calendar year, MKC completed cap maintenance work within the 201 Waubesa Street Facility. A total of 187.55 tons of PCB-impacted concrete was removed and disposed of at GFL Environmental ‘s Glacier Ridge Landfill.

8.6 Recommendations

Based on the results of the 2021 OM&M, no immediate actions are required, and OM&M is planned to continue in 2022. Work planned for 2022 includes the following:

- GETS operation;
- SVE system will remain shut down and on-going discussion with the WDNR will continue;
- Compliance monitoring;
- Groundwater monitoring (as outlined in Table 10);
- Rain garden semi-annual sediment and stormwater monitoring;
- Facility cap maintenance; and
- Semi-annual reporting.

9.0 References

Arcadis U.S., Inc. 2015a. 2014 Annual Report, Madison-Kipp Corporation, 201 Waubesa Street, Madison, Wisconsin. March 2015.

Arcadis U.S., Inc. 2015b. Groundwater Extraction and Treatment System (GETS) Construction Documentation Report, Madison-Kipp Corporation, 201 Waubesa Street, Madison, Wisconsin. November 19, 2015.

Arcadis U.S., Inc. 2016. 2015 Annual Report, Madison-Kipp Corporation, 201 Waubesa Street, Madison, Wisconsin. April 12, 2016.

TRC Environmental Corporation. 2018a. Soil Vapor Extraction Shut Down & Monitoring Well Network Modification Work Plan, Madison, Wisconsin. August 22, 2018.

TRC Environmental Corporation. 2018b. Operations, Monitoring, and Maintenance Semi-annual Report – January 1, 2018 – June 30, 2018, Groundwater and Soil Vapor Extraction Treatment Systems Madison-Kipp Corporation, 201 Waubesa Street, Madison, Wisconsin. September 17, 2018.

TRC Environmental Corporation. 2019a. Update on Soil Vapor Extraction System Shut Down and Soil Gas Analytical Results, Madison-Kipp Corporation, Madison, Wisconsin. February 9, 2019.

TRC Environmental Corporation. 2020. Operations, Monitoring, and Maintenance Semi-annual Report – January 1, 2019 – December 31, 2019, Groundwater, Soil Vapor, and Treatment System, Madison-Kipp Corporation, 201 Waubesa Street, Madison, Wisconsin. April 7, 2020.

TRC Environmental Corporation. 2021a. Interior Manufacturing Floor Modifications, 201 Waubesa Street, Madison, Wisconsin. March 23, 2021

TRC Environmental Corporation. 2021b. Interior Manufacturing Floor Modifications – Updates to March 23, 2021 Notification, 201 Waubesa Street, Madison, Wisconsin. April 26, 2021

TRC Environmental Corporation. 2021c. Operations, Monitoring, and Maintenance Semi-annual Report – January 1, 2021 – June 30, 2021, Groundwater and Soil Vapor Extraction Treatment Systems & Rain Garden Madison-Kipp Corporation, 201 Waubesa Street, Madison, Wisconsin. July 30, 2021.

Table 1: Summary of Groundwater Extraction System Operation and Mass Removal - January - December 2021
Madison Kipp Corporation
201 Waubesa Street
Madison, Wisconsin

Date		Groundwater Discharged This Period (gal)	Cumulative Groundwater Discharged (gal)[1]	Average Discharge Flow Rate[2],[5] (gpd)	Average Discharge Flow Rate[2],[5],[6] (gpm)	Influent Sample Results[3] VOCs (µg/L)	Effluent Sample Results[3] VOCs (µg/L)	Cumulative VOCs Removed[1],[4] (pounds)	Comments
1/6/2021	1/6/2021 8:22	524,849	103,512,365	37,780	26	NS	NS	1480	GETS shutdown between 12/2/20 and 1/4/21 due to a chemical fault with the peroxide pump, the pump was primed and the system was restarted.
1/13/2021	1/13/2021 8:37	403,403	103,915,768	57,543	40	NS	NS	1480	GETS was shutdown on 1/13/21 for general system cleaning/maintenance, then restarted following.
1/21/2021	1/21/2021 9:01	454,571	104,370,339	56,703	39	NS	NS	1490	GETS shutdown on 1/26/21 for a period of time due to a power outage.
2/2/2021	2/2/2021 9:06	671,963	105,042,302	55,981	39	NS	NS	1490	
2/8/2021	2/8/2021 12:25	322,542	105,364,844	52,547	36	NS	NS	1500	GETS shutdown on 2/5/21 and 2/7/21 due to a chemical fault with the peroxide pump. The pump was primed and system was restarted on 2/8/21.
2/19/2021	2/19/2021 9:14	625,645	105,990,489	57,571	40	NS	NS	1500	
2/25/2021	2/25/2021 14:06	314,136	106,304,625	50,644	35	NS	NS	1500	GETS shutdown on 2/23/21 and 2/24/21 due to a chemical fault with the peroxide pump. The pump was primed and system was restarted on 2/24/21.
3/3/2021	3/3/2021 12:45	259,901	106,564,526	43,727	30	1264	11.7	1510	GETS shutdown on 3/2/21 due to a chemical fault with the peroxide pump. The pump was primed and system was restarted on 3/3/21.
3/8/2021	3/8/2021 10:32	278,709	106,843,235	56,791	39	NS	NS	1510	GETS shutdown on 3/8/21 due to a chemical fault with the peroxide pump. The pump was primed and system was restarted on 3/8/21.
3/16/2021	3/16/2021 13:27	464,914	107,308,149	57,245	40	NS	NS	1520	
4/1/2021	4/1/2021 10:31	913,694	108,221,843	57,545	40	NS	NS	1520	
4/12/2021	4/12/2021 14:00	640,255	108,862,098	57,447	40	NS	NS	1530	
4/15/2021	4/15/2021 7:38	158,240	109,020,338	57,863	40	NS	NS	1530	
4/21/2021	4/21/2021 9:39	350,051	109,370,389	57,536	40	NS	NS	1540	
4/29/2021	4/29/2021 10:50	130,162	109,500,551	16,171	11	NS	NS	1540	GETS was shutdown on 4/23/21 for general system cleaning/maintenance, and restarted on 4/28/21.
5/7/2021	5/7/2021 15:31	409,007	109,909,558	49,908	35	NS	NS	1540	GETS shutdown periodically between 5/4/21 and 5/7/21 due to a faulty low low level float sensor in system's mixing tank. Float was replaced on 5/7/21 and system was restarted on 5/7/21.
5/13/2021	5/13/2021 7:44	326,500	110,236,058	57,526	40	NS	NS	1550	
5/20/2021	5/20/2021 8:37	404,663	110,640,721	57,507	40	NS	NS	1550	
5/26/2021	5/26/2021 14:45	359,625	111,000,346	57,489	40	NS	NS	1550	
6/2/2021	6/2/2021 11:55	395,771	111,396,117	57,509	40	1073	9.9	1560	
6/3/2021	6/3/2021 11:46	57,123	111,453,240	57,482	40	NS	NS	1560	
6/8/2021	6/8/2021 9:58	283,116	111,736,356	57,485	40	NS	NS	1560	
6/16/2021	6/16/2021 8:39	456,680	112,193,036	57,479	40	NS	NS	1560	
6/17/2021	6/17/2021 8:54	58,057	112,251,093	57,458	40	NS	NS	1560	
6/22/2021	6/22/2021 9:29	288,842	112,539,935	57,489	40	NS	NS	1570	
7/15/2021	7/15/2021 13:58	1,332,891	113,872,826	57,485	40	NS	NS	1580	
7/22/2021	7/22/2021 8:11	388,504	114,261,330	57,479	40	NS	NS	1580	
7/29/2021	7/29/2021 13:38	415,373	114,676,703	57,474	40	NS	NS	1590	
8/12/2021	8/12/2021 7:46	790,673	115,467,376	57,480	40	NS	NS	1590	
8/12/2021	8/12/2021 9:38	4,467	115,471,843	57,433	40	NS	NS	1590	
8/26/2021	8/26/2021 8:03	785,426	116,257,269	56,367	39	NS	NS	1600	
9/8/2021	9/8/2021 14:48	676,510	116,933,779	50,937	35	NS	NS	1610	
9/9/2021	9/9/2021 13:59	3,129	116,936,908	3,239	2	1121	7.5	1610	GETs shutdown due to issues with transfer pump P-103.
9/16/2021	9/16/2021 8:03	339,668	117,276,576	50,300	35	NS	NS	1610	
9/20/2021	9/20/2021 14:43	99,995	117,376,571	23,375	16	NS	NS	1610	GETS shutdown due to power outage on 9/18
9/30/2021	9/30/2021 8:33	490,107	117,866,678	50,303	35	NS	NS	1620	
10/7/2021	10/7/2021 8:30	351,973	118,218,651	50,297	35	NS	NS	1620	
10/8/2021	10/8/2021 9:02	17,146	118,235,797	16,773	12	NS	NS	1620	GETS shutdown due to power outage on 10/7
10/11/2021	10/11/2021 15:39	164,821	118,400,618	50,316	35	NS	NS	1620	
10/14/2021	10/14/2021 13:22	146,194	118,546,812	50,327	35	NS	NS	1620	
10/21/2021	10/21/2021 10:50	347,012	118,893,824	50,332	35	NS	NS	1620	
10/28/2021	10/28/2021 13:27	348,638	119,242,462	49,042	34	NS	NS	1630	GETS cycling due to issues with transfer pump P-103.
11/4/2021	11/4/2021 8:16	320,077	119,562,539	47,181	33	NS	NS	1630	GETS cycling due to issues with transfer pump P-103.
11/11/2021	11/11/2021 9:06	324,949	119,887,488	46,192	32	NS	NS	1630	GETS shutdown due to power outage on 11/8
11/22/2021	11/22/2021 13:32	2,860	119,890,348	256	0.2	NS	NS	1630	GETS shutdown on 11/11 due to issues with transfer pump P-103

Table 1: Summary of Groundwater Extraction System Operation and Mass Removal - January - December 2021
Madison Kipp Corporation
201 Waubesa Street
Madison, Wisconsin

Date		Groundwater Discharged This Period (gal)	Cumulative Groundwater Discharged (gal)[1]	Average Discharge Flow Rate[2],[5] (gpd)	Average Discharge Flow Rate[2],[5],[6] (gpm)	Influent Sample Results[3] VOCs (µg/L)	Effluent Sample Results[3] VOCs (µg/L)	Cumulative VOCs Removed[1],[4] (pounds)	Comments
12/1/2021	12/1/2021 15:09	417,571	120,307,919	46,052	32	1115	4.1	1640	
12/2/2021	12/2/2021 6:58	30,355	120,338,274	46,060	32	NS	NS	1640	
12/10/2021	12/10/2021 12:06	378,251	120,716,525	46,050	32	NS	NS	1640	
12/15/2021	12/15/2021 9:58	226,163	120,942,688	46,051	32	NS	NS	1640	
12/27/2021	12/27/2021 14:18	560,974	121,503,662	46,055	32	NS	NS	1650	

Notes:

-- = Field reading recorded is not consistent with previous collected data and not used for calculations or system issues did not allow a reading to be obtained.

VOCs = Volatile Organic Compounds

GETS - Groundwater Extraction and Treatment System

Updated By: A. Sobbe1/18/2022

Checked By: B. Wachholz 3/8/2022

Footnotes:

(1) The total gallons treated and VOCs removed by the GETS prior to 2021 are included in the 2020 Annual Report and reports referenced therein (TRC, June, 2021).

(2) The average discharge flow rate calculations noted take into account system down time and are based on volume of groundwater extracted and time elapsed between monitoring events.

(3) Analytical laboratory reports for sampling completed between January and June 2021 are included in Attachment 4 of the January to June 2021 Semi-annual Report (TRC, July 2021).

(4) Compliance sampling starting in 2019 is completed on a quarterly basis, prior to 2019 sampling was completed on a monthly basis. For weeks where samples were not collected the previously obtained sampling data was used for cumulative VOCs calculations.

(5) The extraction and transfer pumps for the GETS contain variable speed frequency drives that fluctuate based on liquid levels in the equalization and mixing tank along with the air stripper liquid level. At times the flow will fluctuate and readings collected over a few days time may reflect bias results for the overall system operation.

(6) The soil vapor extraction system was temporarily shutdown on October 25, 2018 for evaluation purposes. Based on the shutdown, the GETS operation flow rate was adjusted to 40 GPM. During the July to December 2021 reporting period, the operation flow rate was adjusted to between 32 and 35 GPM based on operational limitations with transfer pump P-103.

Table 2: GETS WPDES Compliance Sample Results - January - December 2021
Madison-Kipp Corporation
201 Waubesa Street, Madison, Wisconsin

Parameter[3]	Permit Discharge Limits	Unit	Location Sample Date											
			Influent 1/13/2021	Effluent 1/13/2021	Influent 3/3/2021 & 3/8/2021	Effluent 3/3/2021 & 3/8/2021	Influent 4/29/2021	Effluent 4/29/2021	Influent 6/2/2021	Effluent 6/2/2021	Influent 9/9/2021	Effluent 9/9/2021	Influent 12/1/2021	Effluent 12/1/2021
Miscellaneous														
Total Suspended Solids	40	mg/L	<0.95	1.4 J	--	--	1.0 J	<0.95	--	--	<0.95	1.4 J	--	--
VOCs														
1,1,1-Trichloroethane	50	µg/L	--	--	<4.9	<0.24	--	--	<6.1	<0.30	<6.1	<0.30	<6.1	<0.30
1,1,2,2-Tetrachloroethane	50	µg/L	--	--	<5.5	<0.28	--	--	<7.6	<0.38	<7.6	<0.38	<7.6	<0.38
1,1,2-Trichloroethane	50	µg/L	--	--	<11.0	<0.55	--	--	<6.9	<0.34	<6.9	<0.34	<6.9	<0.34
1,1-Dichloroethene	50	µg/L	--	--	<4.9	<0.24	--	--	<11.6	<0.58	<11.6	<0.58	<11.6	<0.58
1,2-Dichloroethane	180	µg/L	--	--	<5.6	<0.28	--	--	<5.8	<0.29	<5.8	<0.29	<5.8	<0.29
Benzene	50	µg/L	--	--	<4.9	<0.25	--	--	<5.9	<0.30	<5.9	<0.30	<5.9	<0.30
Bromodichloromethane	120	µg/L	--	--	<7.3	<0.36	--	--	<8.3	<0.42	<8.3	<0.42	<8.3	<0.42
Bromoform	120	µg/L	--	--	<79.4	<4.0	--	--	<76.0	<3.8	<76.0	<3.8	<76.0	<3.8
Bromomethane	NE	µg/L	--	--	<19.4	<0.97	--	--	<23.8	<1.2	<23.8	<1.2	<23.8	<1.2
Carbon Tetrachloride	150	µg/L	--	--	<21.5	<1.1	--	--	<7.4	<0.37	<7.4	<0.37	<7.4	<0.37
cis-1,2-Dichloroethene	NE	µg/L	--	--	--	--	--	--	--	--	--	--	--	--
Chloromethane	NE	µg/L	--	--	<43.8	<2.2	--	--	<32.7	<1.6	<32.7	<1.6	<32.7	<1.6
Ethylbenzene	NE	µg/L	--	--	<6.4	<0.32	--	--	<6.5	<0.33	<6.5	<0.33	<6.5	<0.33
Tetrachloroethene	50	µg/L	--	--	1140	9.5	--	--	971	8.2	1020	6.2	1010	3.3
Toluene	NE	µg/L	--	--	<5.4	<0.27	--	--	<5.8	<0.29	<5.8	<0.29	<5.8	<0.29
Total Xylenes	NE	µg/L	--	--	<30.0	<1.5	--	--	<21.0	<1.0	<21.0	<1.0	<21.0	<1.0
trans-1,2-Dichloroethene	NE	µg/L	--	--	--	--	--	--	--	--	--	--	--	--
Trichloroethene	50	µg/L	--	--	124	2.2	--	--	102	1.7	101	1.3	105	0.80 J
Vinyl Chloride	10	µg/L	--	--	<3.5	<0.17	--	--	<3.5	<0.17	<3.5	<0.17	<3.5	<0.17
Total BTEX[1]	750	µg/L	--	--	<30.0	<1.5	--	--	<21.0	<1.0	<21.0	<1.0	<21.0	<1.0
Total VOCs (includes BTEX)	NE	µg/L	--	--	1264	11.7	--	--	1073	9.9	1121	7.5	1115	4.1
PAHs														
Benzo(a)anthracene	NE	µg/L	--	--	<0.0070	<0.0072	--	--	<0.0073	<0.0069	<0.012	<0.012	<0.012	<0.013
Benzo(a)pyrene	0.1	µg/L	--	--	<0.0098	<0.010	--	--	<0.010	<0.0097	<0.018	<0.018	<0.018	<0.019
Benzo(b)fluoranthene	NE	µg/L	--	--	<0.0053	<0.0055	--	--	<0.0056	0.0060 J	<0.018	<0.018	<0.018	<0.019
Benzo(g,h,i)perylene	NE	µg/L	--	--	<0.0063	<0.0065	--	--	<0.0066	0.014 J	<0.021	<0.021	<0.021	<0.022
Benzo(k)fluoranthene	NE	µg/L	--	--	<0.0070	<0.0072	--	--	<0.0073	0.0080 J	<0.020	<0.020	<0.020	<0.021
Chrysene	NE	µg/L	--	--	<0.012	<0.012	--	--	<0.013	<0.012	<0.024	<0.024	<0.024	<0.026
Dibenzo(a,h)anthracene	NE	µg/L	--	--	<0.0093	<0.0095	--	--	0.024 J	0.048	<0.016	<0.016	<0.016	<0.017
Fluoranthene	NE	µg/L	--	--	<0.0099	<0.010	--	--	<0.010	<0.0098	<0.024	<0.024	<0.024	<0.025
Indeno(1,2,3-cd)pyrene	NE	µg/L	--	--	<0.016	<0.017	--	--	<0.017	0.034 J	<0.014	<0.014	<0.014	<0.015
Naphthalene	70	µg/L	--	--	<0.017	<0.017	--	--	<0.018	<0.017	<0.018	<0.018	<0.018	<0.019
Phenanthrene	NE	µg/L	--	--	<0.013	<0.013	--	--	<0.013	<0.013	<0.023	<0.023	<0.023	<0.025
Pyrene	NE	µg/L	--	--	<0.0071	0.0086 J	--	--	<0.0074	<0.0070	<0.021	<0.021	<0.021	<0.022
PAHs Group of 10 Total[2]	0.1	µg/L	--	--	<0.016	0.0000086	--	--	0.024	0.05222	<0.024	<0.024	<0.024	<0.026

Notes:

Updated by: A. Sobbe 1/18/2022

Checked by: B. Wachholz 3/8/2022

< = Less than

µg/L = Micrograms per liter

mg/L = Milligrams per liter

J = Estimated value. Analyte detected at a level less than the reporting limit and greater than or equal to the detection limit.

NE = Not Established

-- = Not analyzed

PAHs = Polynuclear Aromatic Hydrocarbons

VOCs = Volatile Organic Compounds

TSS = Total Suspended Solids

Footnotes:

(1) Total BTEX is the sum of the benzene, toluene, ethylbenzene and xylene concentrations. If all compounds were below their corresponding laboratory detection limits, the highest detection limit of the BTEX compounds was noted.

(2) PAH group of 10 (Polynuclear Aromatic Hydrocarbons) include the sum of the following individual compounds: benzo(a)anthracene, benzo(b)fluoranthene, benzo(g,h,i)perylene, benzo(k)fluoranthene, chrysene, dibenzo(a,h)anthracene, fluoranthene, indeno(1,2,3-cd)pyrene, phenanthrene, and pyrene. If all compounds were below their corresponding laboratory detection limits, then the highest detection limit of the PAH group compounds was noted.

(3) Following WDNR approval, compliance monitoring parameters and frequency were adjusted in 2019. VOCs and PAHs are monitored on a quarterly basis and TSS is monitored on a periodic basis based on system cleaning.

Table 3: GETS Gas Analytical Data - December 2020 - December 2021
Madison-Kipp Corporation
201 Waubesa Street
Madison, Wisconsin

Sample Date	12/10/2020		6/16/2021		12/27/2021	
Sample Location	**Influent**	**Effluent**	**Influent**	**Effluent**	**Influent**	**Effluent**
Vinyl Chloride	<7.8	**5.8**	<9.4	**6.8**	<7.6	<10
1,1-Dichloroethene	<7.8	<2.8	<9.4	<0.97	<7.6	<10
cis-1,2-Dichloroethene	**840**	**530**	**720**	**220**	**560**	**440**
Benzene	<7.8	<2.8	<9.4	<0.97	<7.6	<10
Trichloroethene	**400**	**260**	**410**	**24**	**280**	**770**
Toluene	<7.8	**4.0**	<9.4	<0.97	<7.6	<10
Tetrachloroethene	**2200**	**480**	**2600**	**94**	**1700**	**2200**
Ethyl Benzene	<7.8	<2.8	<9.4	<0.97	<7.6	<10
m,p-Xylene	<7.8	**6.4**	<9.4	<0.97	<7.6	<10
o-Xylene	<7.8	<2.8	<9.4	<0.97	<7.6	<10
1,3,5-Trimethylbenzene	<7.8	<2.8	<9.4	<0.97	<7.6	<10
1,2,4-Trimethylbenzene	<7.8	<2.8	<9.4	<0.97	<7.6	<10

Notes:

Updated by: A. Sobbe 1/24/2022

Checked by: B. Wachholz 3/8/2022

All concentrations in this table are reported in ppbv unless otherwise noted.

All samples were analyzed using Method TO-15 and the analytes shown in the table are from the VOC analyte list. Only analytes that were detected in at least one sample are shown in the table. A complete list of constituents analyzed are included in the laboratory analytical reports.

< = Constituent not detected above noted laboratory method detection limit.

The SVE system was shut down in October 2018 for evaluation purposes. Results summarized between November 2018 and December 2021 are representative of the GETS gas concentrations only.

Bold = Constituent detected above laboratory detection limit.

SVE = Soil vapor extraction

GETS = Groundwater extraction and treatment system

ppbv = parts per billon by volume

VOCs = Volatile Organic Compounds

Table 4: Estimate of GAC Effluent Emissions - Total Volatile Organic Compounds
Madison-Kipp Corporation
201 Waubesa Street
Madison, Wisconsin

Date[3]	Total VOC Concentration[1][2] µg/m^3	System Flow Rate[4] CFM	Emission Rate[5] lb/hr
1/18/2016	3500	389.4	5.2E-03
2/8/2016	3300	362.2	4.5E-03
3/7/2016	3100	364.1	4.2E-03
4/6/2016	3700	363.8	5.0E-03
5/4/2016	3300	361.0	4.5E-03
6/7/2016	3500	354.9	4.7E-03
7/20/2016	9900	359.6	1.3E-02
8/8/2016	6400	354.1	8.5E-03
9/9/2016	7100	346.9	9.2E-03
10/10/2016	3500	361.1	4.7E-03
11/7/2016	4900	357.8	6.5E-03
12/7/2016	4600	366.9	6.3E-03
1/17/2017	6000	376.7	8.4E-03
2/8/2017	5800	375.3	8.2E-03
3/7/2017	5400	355.8	7.2E-03
4/6/2017	5400	352.6	7.1E-03
5/5/2017	5800	353.8	7.7E-03
6/7/2017	3900	358.1	5.3E-03
7/11/2017	7700	346.0	9.9E-03
8/7/2017	8100	355.8	1.1E-02
9/14/2017	12200	368.0	1.7E-02
10/5/2017	10300	367.5	1.4E-02
11/30/2017	5000	375.2	7.1E-03
12/8/2017	10600	384.0	1.5E-02
1/8/2018	17400	390.1	2.5E-02
2/6/2018	4600	395.0	6.8E-03
3/8/2018	2900	381.9	4.1E-03
4/3/2018	7000	367.9	9.6E-03
5/8/2018	11700	349.6	1.5E-02
6/6/2018	5500	347.8	7.2E-03
7/9/2018	8300	345.2	1.1E-02
8/20/2018	6400	352.2	8.5E-03
9/4/2018	17200	336.8	2.2E-02
10/8/2018	9700	355.9	1.3E-02
11/5/2018	3300	194.6	2.4E-03
12/10/2018	15200	230.1	1.3E-02
6/7/2019	3700	188.5	2.6E-03
12/9/2019	6400	183.9	4.4E-03
6/9/2020	2700	181.2	1.8E-03
12/10/2020	7200	189.0	5.1E-03
6/16/2021	1800	188.2	1.3E-03
12/27/2021	22700	220.0	1.9E-02
		Average Emission Rate[6] =	**8.7E-03**
		NR 406 Emission Threshold =	**5.7**

Notes:

Updated by: B. Wachholz 1/21/2022
Checked by: A. Sobbe 1/21/2022

VOCs = volatile organic compounds
SVE = soil vapor extraction
GETS = groundwater extraction and treatment system.
CFM = cubic feet per minute
µg/m^3 = micrograms per cubic meters
lb/hr = pounds per hour

Footnotes:

(1) The total VOC concentration noted between January 2016 and October 2018, represents results from the effluent sample collected post treatment of the SVE and GETS operations. In October 2018, the SVE system was shutdown for evaluation and the total VOC concentration reported following is representative of the effluent results from only the GETS operation. Samples were analyzed using EPA Method TO-15.

(2) Total VOC concentrations noted were calculated based on analytes reported above and below the method reporting limit. For detected analytes, the reported concentrations were used. For all other analytes detected below the method reporting limit, half of the reporting limit was used.

(3) The sampling frequency was adjusted in 2019 from monthly to semi-annually.

(4) Between July 2015 and October 2018 the system flow rate represented the combined air flow rate from both the GETS and SVE system and was measured using flow meter FIT-201 which measures total flow from the activated carbon system. The SVE was shutdown for evaluation in October 2018 and remained off through December 2021.

(5) Emission rates were calculated based on the product of the total VOC concentration and the system flow rate at the time of monitoring.

(6) Average Emission Rate is an average based on samples collected between January 2016 and December 2021.

Table 5: Groundwater Monitoring Plan - 2021
Madison-Kipp Corporation
201 Waubesa Street
Madison, Wisconsin

Well/ Point ID	Bedrock Unit	Screened Interval (ft bgs)	October Gauging	April VOC Sampling	April PCB Sampling	October VOC Sampling	October PCB Sampling	Pump Type
GWE-1*	Lone Rock/ Wonewoc	55-175	x	x		x		NA
MW-1	Unconsolidated	14-24	x			x		Peristaltic
MW-2S	Unconsolidated	19-29	x					NA
MW-2D	Upper Lone Rock	39-44	x	x		x		Peristaltic
MW-3S	Unconsolidated	19-29	x			x		Peristaltic
MW-3D	Upper Lone Rock	48-53	x	x	x	x	x	Peristaltic
MW-3D2	Lower Lone Rock	76-81	x	x		x		Peristaltic
MW-3D3	Lower Wonewoc	214-224	x			x		GeoSub
MW-4S	Unconsolidated/ Upper Lone Rock	35-50	x		x		x	NA
MW-4D	Upper Lone Rock	65-70	x		x		x	NA
MW-4D2	Lower Lone Rock	91-96	x	x		x		Bladder
MW-5S	Upper Lone Rock	34-44	x		x	x	x	Peristaltic
MW-5D	Lower Lone Rock	75-80	x	x		x		Peristaltic
MW-5D2	Lower Wonewoc	166-171	x	x		x		Bladder
MW-5D3	Lower Wonewoc	225-235	x	x		x		GeoSub
MW-6S	Unconsolidated/ Upper Lone Rock	32-42	x		x	x	x	Bladder
MW-6D	Upper Lone Rock	66-71	x	x		x		Bladder
MW-7	Unconsolidated	25-35	x					NA
MW-8	Unconsolidated	24-34	x					NA
MW-9D	Upper Lone Rock	44-49	x			x		Peristaltic
MW-9D2	Lower Lone Rock	64-69	x	x		x		Peristaltic
MW-10S	Unconsolidated	11-21	x					NA
MW-11S	Unconsolidated	24-34	x		x		x	NA
MW-12S	Unconsolidated	3-13	x					NA
MW-17	Lower Wonewoc	160-170	x	x		x		Bladder
MW-18S	Unconsolidated	20-30	x					NA
MW-21D2	Upper/Lower Wonewoc	110-170	Well abandoned on October 24, 2018					
MW-22S	Unconsolidated	25-35	Well Abandoned on January 16, 2018					
MW-22D	Upper Lone Rock	45-50	Well Abandoned on January 16, 2018					
MW-23S	Unconsolidated	25-35	Well Abandoned on January 16, 2018					
MW-23D	Upper Lone Rock	45-50	Well Abandoned on January 16, 2018					
MW-24	Upper Lone Rock	30-40	x		x		x	NA
MW-25D	Upper Wonewoc	120-130	x			x		Bladder
MW-25D2	Upper Wonewoc	160-170	x	x		x		Bladder
MW-26S	Unconsolidated	6.8-16.8	x					NA
MW-27D	Upper Wonewoc	130-140	x	x		x		Bladder
MW-27D2	Lower Wonewoc	170-180	x			x		Bladder
MW-28	Unconsolidated	28-38	x		x	x	x	Peristaltic
MW-29S	Unconsolidated	24-34	x		x		x	Peristaltic
MW-29D	Upper Lone Rock	45-50	x		x		x	Bladder
MP-13 Port 1	Lower Wonewoc	163-167	x			x		Westbay
MP-13 Port 2	Upper Wonewoc	135-139	x			x		Westbay
MP-13 Port 3	Upper Wonewoc	121-125	x			x		Westbay
MP-13 Port 4	Upper Wonewoc	102-106	x			x		Westbay
MP-13 Port 5	Lower Lone Rock	81-85	x			x		Westbay
MP-13 Port 6	Lower Lone Rock	67-71	x			x		Westbay
MP-13 Port 7	Upper Lone Rock	44-48	x			x		Westbay
MP-14 Port 1	Lower Wonewoc	170-178	x			x		Westbay
MP-14 Port 2	Upper Wonewoc	135-140	x	x		x		Westbay
MP-14 Port 3	Upper Wonewoc	100-105	x			x		Westbay
MP-14 Port 4	Lower Lone Rock	70-75	x					NA

Table 5: Groundwater Monitoring Plan - 2021
Madison-Kipp Corporation
201 Waubesa Street
Madison, Wisconsin

Well/ Point ID	Bedrock Unit	Screened Interval (ft bgs)	October Gauging	April VOC Sampling	April PCB Sampling	October VOC Sampling	October PCB Sampling	Pump Type
MP-15 Port 1	Lower Wonewoc	177-187	x			x		Westbay
MP-15 Port 2	Lower Wonewoc	142-146	x			x		Westbay
MP-15 Port 3	Upper Wonewoc	120-125	x			x		Westbay
MP-15 Port 4	Upper Wonewoc	100-105	x			x		Westbay
MP-15 Port 5	Upper Wonewoc	88-92	x			x		Westbay
MP-16 Port 1	Lower Wonewoc	175-179	x			x		Westbay
MP-16 Port 2	Upper Wonewoc	140-144	x	x		x		Westbay
MP-16 Port 3	Upper Wonewoc	106-116	x			x		Westbay
MP-16 Port 4	Lower Lone Rock	80-84	x					NA
Total Sample Points:			**55**	**15**	**10**	**40**	**10**	

Notes:

* = The GWE-1 influent sample results from quarterly performance monitoring will be used.

Table 6: Summary of Groundwater Elevations - October 11, 2021
Madison Kipp Corporation
201 Waubesa Street
Madison, Wisconsin

Well/Boring	Lithology	Screen Interval (feet bls)	Ground Elevation (feet amsl)	Top of Casing Elevation (feet amsl)	Date	Depth to Water (feet btoc)	Groundwater Elevation (feet amsl)
MW-01	Unconsolidated	14-24	861.71	861.08	10/11/2021	14.36	846.72
MW-02D	Upper Lone Rock	39-44	866.50	868.74	10/11/2021	23.24	845.50
MW-02S	Unconsolidated	19-29	866.34	868.94	10/11/2021	23.16	845.78
MW-03D	Upper Lone Rock	48-53	867.68	867.25	10/11/2021	22.64	844.61
MW-03D2	Lower Lone Rock	76-81	867.58	867.39	10/11/2021	23.42	843.97
MW-03D3	Lower Wonewoc/Upper Eau Claire	214-224	867.61	867.35	10/11/2021	24.35	843.00
MW-03S	Unconsolidated	19-29	867.87	867.41	10/11/2021	21.84	845.57
MW-04D	Upper Lone Rock	65-70	881.18	880.38	10/11/2021	34.66	845.72
MW-04D2	Lower Lone Rock	91-96	880.36	880.20	10/11/2021	34.80	845.40
MW-04S	Unconsolidated/Upper Lone Rock	35-50	880.81	880.31	10/11/2021	32.89	847.42
MW-05D	Lower Lone Rock	75-80	872.58	872.10	10/11/2021	27.24	844.86
MW-05D2	Lower Wonewoc	165.8-170.8	872.59	872.20	10/11/2021	29.18	843.02
MW-05D3	Lower Wonewoc/Upper Eau Claire	225-235	872.34	871.89	10/11/2021	28.71	843.18
MW-05S	Upper Lone Rock	34-44	872.56	872.14	10/11/2021	26.99	845.15
MW-06D	Upper Lone Rock	65.5-70.5	877.11	876.69	10/11/2021	31.32	845.37
MW-06S	Unconsolidated/Upper Lone Rock	31.4-41.4	877.20	876.69	10/11/2021	30.35	846.34
MW-07	Unconsolidated	25-35	870.91	870.42	10/11/2021	24.95	845.47
MW-08	Unconsolidated	24-34	867.69	866.78	10/11/2021	21.29	845.49
MW-09D	Upper Lone Rock	44-49	855.80	855.47	10/11/2021	10.71	844.76
MW-09D2	Lower Lone Rock	64-69	855.89	855.48	10/11/2021	10.82	844.66
MW-10S	Unconsolidated	11-21	864.88	864.42	10/11/2021	18.45	845.97
MW-11S	Unconsolidated	24-34	874.10	873.47	10/11/2021	27.93	845.54
MW-12S	Unconsolidated	3-13	859.78	859.41	10/11/2021	9.89	849.52
MW-17	Lower Wonewoc	160-170	877.26	876.65	10/11/2021	33.61	843.04
MW-18S	Unconsolidated	20-30	867.89	867.24	10/11/2021	21.41	845.83
MW-19D	Lower Lone Rock	60-90	867.44	866.75	10/11/2021	22.98	843.77
MW-19D2	Upper Wonewoc	110-140	867.44	866.71	10/11/2021	24.07	842.64
MW-20D	Lower Lone Rock	60-90	867.36	866.96	10/11/2021	22.93	844.03
MW-20D2	Upper Wonewoc	110-140	867.36	867.04	10/11/2021	24.34	842.70
MW-21D	Lower Lone Rock	60-90	867.77	867.49	10/11/2021	23.16	844.33
MW-21D2	Upper Wonewoc	110-170	867.77	867.46	Abandoned		
MW-24	Upper Lone Rock	30-40	876.66	876.41	10/11/2021	30.43	845.98
MW-25D	Upper Wonewoc	120-130	886.97	886.69	10/11/2021	43.75	842.94
MW-25D2	Upper Wonewoc	160-170	886.97	886.68	10/11/2021	43.96	842.72
MW-26S	Unconsolidated	6.85-16.85	857.51	856.61	10/11/2021	9.98	846.63

Table 6: Summary of Groundwater Elevations - October 11, 2021
Madison Kipp Corporation
201 Waubesa Street
Madison, Wisconsin

Well/Boring	Lithology	Screen Interval (feet bls)	Ground Elevation (feet amsl)	Top of Casing Elevation (feet amsl)	Date	Depth to Water (feet btoc)	Groundwater Elevation (feet amsl)
MW-27D	Upper Wonewoc	130-140	862.96	862.65	10/11/2021	18.33	844.32
MW-27D2	Lower Wonewoc	170-180	862.96	862.59	10/11/2021	18.35	844.24
MW-28	Unconsolidated	28-38	874.30	874.05	10/11/2021	28.36	845.69
MW-29D	Upper Lone Rock	45-50	875.86	877.61	10/11/2021	31.78	845.83
MW-29S	Unconsolidated	24-34	875.97	877.80	10/11/2021	29.32	848.48
MP-13	Upper Lone Rock	44-48	864.49	863.99	10/11/2021	18.93	845.06
MP-13	Lower Lone Rock	67-71	864.49	863.99	10/11/2021	20.15	843.84
MP-13	Lower Lone Rock	81-85	864.49	863.99	10/11/2021	20.72	843.27
MP-13	Upper Wonewoc	102-106	864.49	863.99	10/11/2021	20.99	843.00
MP-13	Upper Wonewoc	121-125	864.49	863.99	10/11/2021	21.05	842.94
MP-13	Upper Wonewoc	135-139	864.49	863.99	10/11/2021	21.09	842.90
MP-13	Lower Wonewoc	163-167	864.49	863.99	10/11/2021	20.97	843.02
MP-14	Lower Lone Rock	70-75	866.88	867.28	10/11/2021	21.08	846.20
MP-14	Upper Wonewoc	100-105	866.88	867.28	10/11/2021	22.92	844.36
MP-14	Upper Wonewoc	135-140	866.88	867.28	10/11/2021	23.27	844.01
MP-14	Lower Wonewoc	170-178	866.88	867.28	10/11/2021	23.45	843.83
MP-15	Upper Wonewoc	88-92	855.98	855.50	10/11/2021	11.09	844.41
MP-15	Upper Wonewoc	100-105	855.98	855.50	10/11/2021	11.04	844.46
MP-15	Upper Wonewoc	120-125	855.98	855.50	10/11/2021	11.06	844.44
MP-15	Lower Wonewoc	142-146	855.98	855.50	10/11/2021	11.14	844.36
MP-15	Lower Wonewoc	177-187	855.98	855.50	10/11/2021	11.26	844.24
MP-16	Lower Lone Rock	80-84	870.68	870.17	10/11/2021	25.12	845.05
MP-16	Upper Wonewoc	106-116	870.68	870.17	10/11/2021	26.49	843.68
MP-16	Upper Wonewoc	140-144	870.68	870.17	10/11/2021	26.64	843.53
MP-16	Lower Wonewoc	175-179	870.68	870.17	10/11/2021	26.90	843.27

Created By: A. Sobbe 11/3/2021
Checked/Updated By: B. Wachholz 11/23/2021
Checked By: A. Stehn 11/23/2021

Table 7: Groundwater Analytical Results Summary - 2021
Madison-Kipp Corporation
Madison, Wisconsin

WELL ID			MW-1	MW-2D	MW-2D	MW-3S	MW-3S[3]	MW-3D	MW-3D	MW-3D2	MW-3D2	MW-3D2[3]	MW-3D3	MW-4S	MW-4S	MW-4D	MW-4D	MW-4D2	MW-4D2	MW-5S	MW-5S	MW-5S[3]
SCREEN INTERVAL (feet bgs)	PREVENTIVE	ENFORCEMENT	14 - 24 ft	39 - 44 ft	39 - 44 ft	19 - 29 ft	19 - 29 ft	48 - 53 ft	48 - 53 ft	76 - 81 ft	76 - 81 ft	76 - 81 ft	214 - 224 ft	35 - 50 ft	35 - 50 ft	65 - 70 ft	65 - 70 ft	91 - 96 ft	91 - 96 ft	34 - 44 ft	34 - 44 ft	34 - 44 ft
SAMPLE DATE	ACTION LIMIT	STANDARD	10/18/2021	04/15/2021	10/15/2021	10/19/2021	10/19/2021	04/14/2021	10/19/2021	04/14/2021	10/19/2021	10/19/2021	10/19/2021	04/13/2021	10/15/2021	04/13/2021	10/15/2021	04/14/2021	10/15/2021	04/14/2021	10/14/2021	10/14/2021
VOCs																						
1,1,1,2-Tetrachloroethane	7	70	< 0.36	< 0.36	< 0.36	< 1.8	< 1.8	< 3.6	< 3.6	< 0.36	< 1.8	< 3.6	< 0.36	NA	NA	NA	NA	< 0.36	< 0.36	NA	< 0.36	< 0.36
1,1,1-Trichloroethane	40	200	< 0.30	< 0.30	< 0.30	< 1.5	< 1.5	< 3.0	< 3.0	< 0.30	< 1.5	< 3.0	< 0.30	NA	NA	NA	NA	< 0.30	< 0.30	NA	< 0.30	< 0.30
1,1,2-Trichloroethane	0.5	5	< 0.34	< 0.34	< 0.34	< 1.7	< 1.7	< 3.4	< 3.4	< 0.34	< 1.7	< 3.4	< 0.34	NA	NA	NA	NA	< 0.34	< 0.34	NA	< 0.34	< 0.34
1,1-Dichloroethene	0.7	7	< 0.58	< 0.58	< 0.58	< 2.9	< 2.9	< 5.8	< 5.8	< 0.58	< 2.9	< 5.8	< 0.58	NA	NA	NA	NA	< 0.58	< 0.58	NA	< 0.58	< 0.58
1,2,4-Trimethylbenzene	96	480	< 0.45	< 0.45	< 0.45	< 2.2	< 2.2	< 4.5	< 4.5	< 0.45	< 2.2	< 4.5	< 0.45	NA	NA	NA	NA	< 0.45	< 0.45	NA	< 0.45	< 0.45
1,2-Dibromoethane	0.005	0.05	< 0.31	< 0.31	< 0.31	< 1.5	< 1.5	< 3.1	< 3.1	< 0.31	< 1.5	< 3.1	< 0.31	NA	NA	NA	NA	< 0.31	< 0.31	NA	< 0.31	< 0.31
1,2-Dichlorobenzene	60	600	< 0.33	< 0.33	< 0.33	< 1.6	< 1.6	< 3.3	< 3.3	< 0.33	< 1.6	< 3.3	< 0.33	NA	NA	NA	NA	< 0.33	< 0.33	NA	< 0.33	< 0.33
1,2-Dichloroethane	0.5	5	< 0.29	< 0.29	< 0.29	< 1.5	< 1.5	< 2.9	< 2.9	< 0.29	< 1.5	< 2.9	< 0.29	NA	NA	NA	NA	< 0.29	< 0.29	NA	< 0.29	< 0.29
1,2-Dichloropropane	0.5	5	< 0.45	< 0.45	< 0.45	< 2.2	< 2.2	< 4.5	< 4.5	< 0.45	< 2.2	< 4.5	< 0.45	NA	NA	NA	NA	< 0.45	< 0.45	NA	< 0.45	< 0.45
1,2,3-Trichlorobenzene	NE	NE	< 1.0	< 1.0	< 1.0	< 5.1	< 5.1	< 10.2	< 10.2	< 1.0	< 5.1	< 10.2	< 1.0	NA	NA	NA	NA	< 1.0	< 1.0	NA	< 1.0	< 1.0
1,2,4-Trichlorobenzene	14	70	< 0.95	< 0.95	< 0.95	< 4.8	< 4.8	< 9.5	< 9.5	< 0.95	< 4.8	< 9.5	< 0.95	NA	NA	NA	NA	< 0.95	< 0.95	NA	< 0.95	< 0.95
1,3,5-Trimethylbenzene	96	480	< 0.36	< 0.36	< 0.36	< 1.8	< 1.8	< 3.6	< 3.6	< 0.36	< 1.8	< 3.6	< 0.36	NA	NA	NA	NA	< 0.36	< 0.36	NA	< 0.36	< 0.36
2-Butanone	800	4000	< 6.5	< 6.5	< 6.5	< 32.6	< 32.6	< 65.2	< 65.2	< 6.5	< 32.6	< 65.2	< 6.5	NA	NA	NA	NA	< 6.5	< 6.5	NA	< 6.5	< 6.5
2-Hexanone	NE	NE	< 6.3	< 6.3	< 6.3	< 31.4	< 31.4	< 62.8	< 62.8	< 6.3	< 31.4	< 62.8	< 6.3	NA	NA	NA	NA	< 6.3	< 6.3	NA	< 6.3	< 6.3
4-Methyl-2-pentanone	50	500	< 6.0	< 6.0	< 6.0	< 29.8	< 29.8	< 59.5	< 59.5	< 6.0	< 29.8	< 59.5	< 6.0	NA	NA	NA	NA	< 6.0	< 6.0	NA	< 6.0	< 6.0
Acetone	1800	9000	< 8.6	< 8.6	< 8.6	< 43.2	< 43.2	< 86.4	< 86.4	< 8.6	< 43.2	< 86.4	< 8.6	NA	NA	NA	NA	< 8.6	< 8.6	NA	< 8.6	< 8.6
Benzene	0.5	5	< 0.30	< 0.30	< 0.30	< 1.5	< 1.5	< 3.0	< 3.0	< 0.30	< 1.5	< 3.0	< 0.30	NA	NA	NA	NA	< 0.30	< 0.30	NA	< 0.30	< 0.30
Bromodichloromethane	0.06	0.6	< 0.42	< 0.42	< 0.42	< 2.1	< 2.1	< 4.2	< 4.2	< 0.42	< 2.1	< 4.2	< 0.42	NA	NA	NA	NA	< 0.42	< 0.42	NA	< 0.42	< 0.42
Bromoform	0.44	4.4	< 3.8	< 3.8	< 3.8	< 19.0	< 19.0	< 38.0	< 38.0	< 3.8	< 19.0	< 38.0	< 3.8	NA	NA	NA	NA	< 3.8	< 3.8	NA	< 3.8	< 3.8
Bromomethane	1	10	< 1.2	< 1.2	< 1.2	< 6.0	< 6.0	< 11.9	< 11.9	< 1.2	< 6.0	< 11.9	< 1.2	NA	NA	NA	NA	< 1.2	< 1.2	NA	< 1.2	< 1.2
Carbon disulfide	200	1000	< 1.1	< 1.1	< 1.1	< 5.5	< 5.5	< 11.0	< 11.0	< 1.1	< 5.5	< 11.0	< 1.1	NA	NA	NA	NA	< 1.1	< 1.1	NA	< 1.1	< 1.1
Carbon tetrachloride	0.5	5	< 0.37	< 0.37	< 0.37	< 1.8	< 1.8	< 3.7	< 3.7	< 0.37	< 1.8	< 3.7	< 0.37	NA	NA	NA	NA	< 0.37	< 0.37	NA	***0.78 J***	***0.77 J***
Chloroform	0.6	6	< 1.2	< 1.2	< 1.2	< 5.9	< 5.9	< 11.8	< 11.8	< 1.2	< 5.9	< 11.8	< 1.2	NA	NA	NA	NA	< 1.2	< 1.2	NA	< 1.2	< 1.2
Chloromethane	3	30	< 1.6	< 1.6	< 1.6	< 8.2	< 8.2	< 16.4	< 16.4	< 1.6	< 8.2	< 16.4	< 1.6	NA	NA	NA	NA	< 1.6	< 1.6	NA	< 1.6	< 1.6
cis-1,2-Dichloroethene	7	70	***13.0 J***	< 0.47	< 0.47 J	***9.1 J***	***9.3 J***	***49.8***	***44.3 J***	***19.5***	***19.9 J***	***23.9 J***	< 0.47 J	NA	NA	NA	NA	< 0.47	< 0.47	NA	< 0.47	< 0.47
Dichlorodifluoromethane	200	1000	< 0.46	< 0.46	< 0.46	< 2.3	< 2.3	< 4.6	< 4.6	2.3 J	< 2.3	< 4.6	< 0.46	NA	NA	NA	NA	< 0.46	< 0.46	NA	< 0.46	< 0.46
Ethylbenzene	140	700	< 0.33	< 0.33	< 0.33	< 1.6	< 1.6	< 3.3	< 3.3	< 0.33	< 1.6	< 3.3	< 0.33	NA	NA	NA	NA	< 0.33	< 0.33	NA	< 0.33	< 0.33
Isopropylbenzene	NE	NE	< 1.0	< 1.0	< 1.0	< 5.0	< 5.0	< 10.0	< 10.0	< 1.0	< 5.0	< 10.0	< 1.0	NA	NA	NA	NA	< 1.0	< 1.0	NA	< 1.0	< 1.0
m,p-Xylene	400	2000	< 0.70	< 0.70	< 0.70	< 3.5	< 3.5	< 7.0	< 7.0	< 0.70	< 3.5	< 7.0	< 0.70	NA	NA	NA	NA	< 0.70	< 0.70	NA	< 0.70	< 0.70
Methyl tert-butyl ether	12	60	< 1.1 J	< 1.1	< 1.1 J	< 5.6 J	< 5.6 J	< 11.3	< 11.3 J	< 1.1	< 5.6 J	< 11.3 J	< 1.1 J	NA	NA	NA	NA	< 1.1	< 1.1	NA	< 1.1	< 1.1
Methylene chloride	0.5	5	< 0.32	< 0.32	< 0.32	< 1.6	< 1.6	< 3.2	< 3.2	< 0.32	< 1.6	< 3.2	< 0.32	NA	NA	NA	NA	< 0.32	< 0.32	NA	< 0.32	< 0.32
Naphthalene	10	100	< 1.1	< 1.1	< 1.1	< 5.6	< 5.6	< 11.3	< 11.3	< 1.1	< 5.6	< 11.3	< 1.1	NA	NA	NA	NA	< 1.1	< 1.1	NA	< 1.1	< 1.1
n-Butylbenzene	NE	NE	< 0.86	< 0.86	< 0.86	< 4.3	< 4.3	< 8.6	< 8.6	< 0.86	< 4.3	< 8.6	< 0.86	NA	NA	NA	NA	< 0.86	< 0.86	NA	< 0.86	< 0.86
n-Hexane	120	600	< 1.5	< 1.5	< 1.5	< 7.3	< 7.3	< 14.6	< 14.6	< 1.5	< 7.3	< 14.6	< 1.5	NA	NA	NA	NA	< 1.5	< 1.5	NA	< 1.5	< 1.5
n-Propylbenzene	NE	NE	< 0.35	< 0.35	< 0.35	< 1.7	< 1.7	< 3.5	< 3.5	< 0.35	< 1.7	< 3.5	< 0.35	NA	NA	NA	NA	< 0.35	< 0.35	NA	< 0.35	< 0.35
o-Xylene	400	2000	< 0.35	< 0.35	< 0.35	< 1.7	< 1.7	< 3.5	< 3.5	< 0.35	< 1.7	< 3.5	< 0.35	NA	NA	NA	NA	< 0.35	< 0.35	NA	< 0.35	< 0.35
p-Isopropyltoluene	NE	NE	< 1.0	< 1.0	< 1.0	< 5.2	< 5.2	< 10.4	< 10.4	< 1.0	< 5.2	< 10.4	< 1.0	NA	NA	NA	NA	< 1.0	< 1.0	NA	< 1.0	< 1.0
sec-Butylbenzene	NE	NE	< 0.42	< 0.42	< 0.42	< 2.1	< 2.1	< 4.2	< 4.2	< 0.42	< 2.1	< 4.2	< 0.42	NA	NA	NA	NA	< 0.42	< 0.42	NA	< 0.42	< 0.42
Styrene	10	100	< 0.36	< 0.36	< 0.36	< 1.8	< 1.8	< 3.6	< 3.6	< 0.36	< 1.8	< 3.6	< 0.36	NA	NA	NA	NA	< 0.36	< 0.36	NA	< 0.36	< 0.36
tert-Butylbenzene	NE	NE	< 0.59	< 0.59	< 0.59	< 2.9	< 2.9	< 5.9	< 5.9	< 0.59	< 2.9	< 5.9	< 0.59	NA	NA	NA	NA	< 0.59	< 0.59	NA	< 0.59	< 0.59
Tetrachloroethene	0.5	5	***5.9***	***7***	***4.7***	***784***	***772***	***807***	***767***	***394***	***424***	***449***	< 0.41	NA	NA	NA	NA	< 0.41	***0.63 J+***	NA	***56.1 J+***	***53.2***
Toluene	160	800	< 0.29	< 0.29	< 0.29	< 1.4	< 1.4	< 2.9	< 2.9	< 0.29	< 1.4	< 2.9	< 0.29	NA	NA	NA	NA	< 0.29	< 0.29	NA	< 0.29	< 0.29
trans-1,2-Dichloroethene	20	100	< 0.53	< 0.53	< 0.53	< 2.6	< 2.6	< 5.3	< 5.3	< 0.53	< 2.6	< 5.3	< 0.53	NA	NA	NA	NA	< 0.53	< 0.53	NA	< 0.53	< 0.53
Trichloroethene	0.5	5	***7.5***	< 0.32	< 0.32	***45.5***	***45.8***	***56.4***	***48.7***	***16.4***	***17.5***	***18.6***	< 0.32	NA	NA	NA	NA	< 0.32	< 0.32	NA	< 0.32	< 0.32
Trichlorofluoromethane	698	3490	< 0.42	< 0.42	< 0.42	< 2.1	< 2.1	< 4.2	< 4.2	< 0.42	< 2.1	< 4.2	< 0.42	NA	NA	NA	NA	< 0.42	< 0.42	NA	< 0.42	< 0.42
Vinyl chloride	0.02	0.2	***0.24 J***	< 0.17	< 0.17	< 0.87	< 0.87	< 1.7	< 1.7	< 0.17	< 0.87	< 1.7	< 0.17	NA	NA	NA	NA	< 0.17	< 0.17	NA	< 0.17	< 0.17
Xylenes, Total	400	2000	< 1.0	< 1.0	< 1.0	< 5.2	< 5.2	< 10.5	< 10.5	< 1.0	< 5.2	< 10.5	< 1.0	NA	NA	NA	NA	< 1.0	< 1.0	NA	< 1.0	< 1.0
Total PCBs																						
Aroclor-1016	0.003	0.03	NA	NA	NA	NA	NA	< 0.0072	< 0.0072	NA	NA	NA	NA	< 0.0072	< 0.0072	< 0.0072	< 0.0072	NA	NA	< 0.0072	< 0.0072	< 0.0072
Aroclor-1232	0.003	0.03	NA	NA	NA	NA	NA	< 0.0042	< 0.0042	NA	NA	NA	NA	< 0.0042	< 0.0042	< 0.0042	< 0.0042	NA	NA	< 0.0042	< 0.0042	< 0.0042
Aroclor-1242	0.003	0.03	NA	NA	NA	NA	NA	< 0.013	< 0.013	NA	NA	NA	NA	< 0.013	< 0.013	< 0.013	< 0.013	NA	NA	< 0.013	< 0.013	< 0.013
Aroclor-1248	0.003	0.03	NA	NA	NA	NA	NA	< 0.011	< 0.011	NA	NA	NA	NA	< 0.011	< 0.011	< 0.011	< 0.011	NA	NA	< 0.011	< 0.011	< 0.011
Total Detected PCBs	0.003	0.03	NA	NA	NA	NA	NA	ND	ND	NA	NA	NA	NA	ND	ND	ND	ND	NA	NA	ND	ND	ND
Dissolved PCBs																						
Aroclor-1016	0.003	0.03	NA	NA	NA	NA	NA	NA	NA	NA	NA	NA	NA	NA	NA	NA	NA	NA	NA	NA	NA	NA
Aroclor-1232	0.003	0.03	NA	NA	NA	NA	NA	NA	NA	NA	NA	NA	NA	NA	NA	NA	NA	NA	NA	NA	NA	NA
Aroclor-1242	0.003	0.03	NA	NA	NA	NA	NA	NA	NA	NA	NA	NA	NA	NA	NA	NA	NA	NA	NA	NA	NA	NA
Aroclor-1248	0.003	0.03	NA	NA	NA	NA	NA	NA	NA	NA	NA	NA	NA	NA	NA	NA	NA	NA	NA	NA	NA	NA
Total Detected PCBs	0.003	0.03	NA	NA	NA	NA	NA	NA	NA	NA	NA	NA	NA	NA	NA	NA	NA	NA	NA	NA	NA	NA
Solids																						
Total Dissolved Solids (mg/L)	NE	NE	NA	NA	NA	NA	NA	654	706	NA	NA	NA	NA	1990	2130	1200	1440	NA	NA	850	804	816
Total Suspended Solids (TSS) (mg/L)	NE	NE	NA	NA	NA	NA	NA	3.6	2.0	NA	NA	NA	NA	6.2	1.8 J	1.2 J	< 0.95 J	NA	NA	1.0 J	< 0.95 J	< 0.95 J

Notes on Page 5.

Table 7: Groundwater Analytical Results Summary - 2021
Madison-Kipp Corporation
Madison, Wisconsin

WELL ID			MW-5D	MW-5D	MW-5D2	MW-5D2	MW-5D3	MW-5D3	MW-6S	MW-6S[3]	MW-6S	MW-6D	MW-6D[3]	MW-6D	MW-9D	MW-9D2	MW-9D2	MW-9D2[3]	MW-11S	MW-11S	MP-13
SCREEN INTERVAL (feet bgs)	PREVENTIVE	ENFORCEMENT	75 - 80 ft	75 - 80 ft	165.8 - 170.8 ft	165.8 - 170.8 ft	225 - 235 ft	225 - 235 ft	31.4 - 41.4 ft	31.4 - 41.4 ft	31.4 - 41.4 ft	65.5 - 70.5 ft	65.5 - 70.5 ft	65.5 - 70.5 ft	44 - 49 ft	64 - 69 ft	64 - 69 ft	64 - 69 ft	24 - 34 ft	24 - 34 ft	44 - 48 ft
SAMPLE DATE	ACTION LIMIT	STANDARD	04/14/2021	10/15/2021	04/14/2021	10/15/2021	04/14/2021	10/14/2021	04/15/2021	04/15/2021	10/14/2021	04/15/2021	04/15/2021	10/14/2021	10/18/2021	04/14/2021	10/18/2021	10/18/2021	04/16/2021	10/18/2021	10/11/2021
VOCs																					
1,1,1,2-Tetrachloroethane	7	70	< 3.6	< 3.6	< 8.9	< 8.9	< 0.36	< 0.36	NA	NA	< 0.36	< 3.6	< 1.4	< 3.6	< 0.36	< 0.36	< 0.36	< 0.36	NA	NA	< 0.36
1,1,1-Trichloroethane	40	200	< 3.0	< 3.0	< 7.6	< 7.6	< 0.30	< 0.30	NA	NA	< 0.30	< 3.0	< 1.2	< 3.0	< 0.30	< 0.30	< 0.30	< 0.30	NA	NA	< 0.30
1,1,2-Trichloroethane	0.5	5	< 3.4	< 3.4	< 8.6	< 8.6	< 0.34	< 0.34	NA	NA	< 0.34	< 3.4	< 1.4	< 3.4	< 0.34	< 0.34	< 0.34	< 0.34	NA	NA	< 0.34
1,1-Dichloroethene	0.7	7	< 5.8	< 5.8	< 14.6	< 14.6	< 0.58	< 0.58	NA	NA	< 0.58	< 5.8	< 2.3	< 5.8	< 0.58	< 0.58	< 0.58	< 0.58	NA	NA	< 0.58
1,2,4-Trimethylbenzene	96	480	< 4.5	< 4.5	< 11.2	< 11.2	< 0.45	< 0.45	NA	NA	< 0.45	9.9 J	10.8	4.9 J	< 0.45	< 0.45	< 0.45	< 0.45	NA	NA	< 0.45
1,2-Dibromoethane	0.005	0.05	< 3.1	< 3.1	< 7.7	< 7.7	< 0.31	< 0.31	NA	NA	< 0.31	< 3.1	< 1.2	< 3.1	< 0.31	< 0.31	< 0.31	< 0.31	NA	NA	< 0.31
1,2-Dichlorobenzene	60	600	< 3.3	< 3.3	< 8.1	< 8.1	< 0.33	< 0.33	NA	NA	< 0.33	< 3.3	< 1.3	< 3.3	< 0.33	< 0.33	< 0.33	< 0.33	NA	NA	< 0.33
1,2-Dichloroethane	0.5	5	< 2.9	< 2.9	< 7.3	< 7.3	< 0.29	< 0.29	NA	NA	< 0.29	< 2.9	< 1.2	< 2.9	< 0.29	< 0.29	< 0.29	< 0.29	NA	NA	< 0.29
1,2-Dichloropropane	0.5	5	< 4.5	< 4.5	< 11.2	< 11.2	< 0.45	< 0.45	NA	NA	< 0.45	< 4.5	< 1.8	< 4.5	< 0.45	< 0.45	< 0.45	< 0.45	NA	NA	< 0.45
1,2,3-Trichlorobenzene	NE	NE	< 10.2	< 10.2	< 25.5	< 25.5	< 1.0	< 1.0	NA	NA	< 1.0	< 10.2	< 4.1	< 10.2	< 1.0	< 1.0	< 1.0	< 1.0	NA	NA	< 1.0
1,2,4-Trichlorobenzene	14	70	< 9.5	< 9.5	< 23.8	< 23.8	< 0.95	< 0.95	NA	NA	< 0.95	< 9.5	< 3.8	< 9.5	< 0.95	< 0.95	< 0.95	< 0.95	NA	NA	< 0.95
1,3,5-Trimethylbenzene	96	480	< 3.6	< 3.6	< 8.9	< 8.9	< 0.36	< 0.36	NA	NA	< 0.36	< 3.6	< 1.4	< 3.6	< 0.36	< 0.36	< 0.36	< 0.36	NA	NA	< 0.36
2-Butanone	800	4000	< 65.2	< 65.2	< 163	< 163	< 6.5	< 6.5	NA	NA	< 6.5	< 65.2	< 26.1	< 65.2	< 6.5	< 6.5	< 6.5	< 6.5	NA	NA	< 6.5
2-Hexanone	NE	NE	< 62.8	NA	< 157	< 157	< 6.3	< 6.3	NA	NA	< 6.3	< 62.8	< 25.1	< 62.8	< 6.3	< 6.3	< 6.3	< 6.3	NA	NA	< 6.3
4-Methyl-2-pentanone	50	500	< 59.5	< 59.5	< 149	< 149	< 6.0	< 6.0	NA	NA	< 6.0	< 59.5	< 23.8	< 59.5	< 6.0	< 6.0	< 6.0	< 6.0	NA	NA	< 6.0
Acetone	1800	9000	< 86.4	< 86.4	< 216	< 216	< 8.6	< 8.6	NA	NA	< 8.6	< 86.4	< 34.6	104 J	< 8.6	< 8.6	< 8.6	< 8.6	NA	NA	< 8.6
Benzene	0.5	5	< 3.0	< 3.0	< 7.4	< 7.4	< 0.30	< 0.30	NA	NA	< 0.30	***432***	***423***	***343***	< 0.30	< 0.30	< 0.30	< 0.30	NA	NA	< 0.30
Bromodichloromethane	0.06	0.6	< 4.2	< 4.2	< 10.4	< 10.4	< 0.42	< 0.42	NA	NA	< 0.42	< 4.2	< 1.7	< 4.2	< 0.42	< 0.42	< 0.42	< 0.42	NA	NA	< 0.42
Bromoform	0.44	4.4	< 38.0	< 38.0	< 95.0	< 95.0	< 3.8	< 3.8	NA	NA	< 3.8	< 38.0	< 15.2	< 38.0	< 3.8	< 3.8	< 3.8	< 3.8	NA	NA	< 3.8
Bromomethane	1	10	< 11.9	< 11.9	< 29.8	< 29.8	< 1.2	< 1.2	NA	NA	< 1.2	< 11.9	< 4.8	< 11.9	< 1.2	< 1.2	< 1.2	< 1.2	NA	NA	< 1.2
Carbon disulfide	200	1000	< 11.0	< 11.0	< 27.6	< 27.6	< 1.1	< 1.1	NA	NA	< 1.1	< 11.0	< 4.4	< 11.0	< 1.1	< 1.1	< 1.1	< 1.1	NA	NA	< 1.1
Carbon tetrachloride	0.5	5	< 3.7	< 3.7	< 9.2	< 9.2	< 0.37	< 0.37	NA	NA	< 0.37	< 3.7	< 1.5	< 3.7	< 0.37	< 0.37	< 0.37	< 0.37	NA	NA	< 0.37
Chloroform	0.6	6	< 11.8	< 11.8	< 29.6	< 29.6	< 1.2	< 1.2	NA	NA	< 1.2	< 11.8	< 4.7	< 11.8	< 1.2	< 1.2	< 1.2	< 1.2	NA	NA	< 1.2
Chloromethane	3	30	< 16.4	< 16.4	< 40.9	< 40.9	< 1.6	< 1.6	NA	NA	< 1.6	< 16.4	< 6.5	< 16.4	< 1.6	< 1.6	< 1.6	< 1.6	NA	NA	< 1.6
cis-1,2-Dichloroethene	7	70	***11.5***	***10.1***	< 11.8	***22.2 J***	< 0.47	< 0.47	NA	NA	< 0.47	***8.1 J***	***7.4***	***11.7***	< 0.47 J	***103***	***10.5 J***	***7.1 J***	NA	NA	***18.4***
Dichlorodifluoromethane	200	1000	< 4.6	< 4.6	< 11.4	< 11.4	< 0.46	< 0.46	NA	NA	< 0.46	< 4.6	< 1.8	< 4.6	< 0.46	0.48 J	< 0.46	< 0.46	NA	NA	< 0.46
Ethylbenzene	140	700	< 3.3	< 3.3	< 8.1	< 8.1	< 0.33	< 0.33	NA	NA	< 0.33	3.4 J	3.7 J	< 3.3	< 0.33	< 0.33	< 0.33	< 0.33	NA	NA	< 0.33
Isopropylbenzene	NE	NE	< 10.0	< 10.0	< 25.0	< 25.0	< 1.0	< 1.0	NA	NA	< 1.0	15.0 J	14.9 J	16.0 J	< 1.0	< 1.0	< 1.0	< 1.0	NA	NA	< 1.0
m,p-Xylene	400	2000	< 7.0	< 7.0	< 17.5	< 17.5	< 0.70	< 0.70	NA	NA	< 0.70	< 7.0	3.6 J	< 7.0	< 0.70	< 0.70	< 0.70	< 0.70	NA	NA	< 0.70
Methyl tert-butyl ether	12	60	< 11.3	< 11.3	< 28.2	< 28.2	< 1.1	< 1.1	NA	NA	< 1.1	< 11.3	< 4.5	< 11.3	< 1.1 J	***14.1***	***13.2 J***	8.4 J	NA	NA	< 1.1
Methylene chloride	0.5	5	< 3.2	< 3.2	< 8.0	< 8.0	< 0.32	< 0.32	NA	NA	< 0.32	< 3.2	< 1.3	< 3.2	< 0.32	< 0.32	< 0.32	< 0.32	NA	NA	< 0.32
Naphthalene	10	100	< 11.3	< 11.3	< 28.2	< 28.2	< 1.1	< 1.1	NA	NA	< 1.1	< 11.3	< 4.5	< 11.3	< 1.1	< 1.1	< 1.1	< 1.1	NA	NA	< 1.1
n-Butylbenzene	NE	NE	< 8.6	< 8.6	< 21.4	< 21.4	< 0.86	< 0.86	NA	NA	< 0.86	< 8.6	< 3.4	< 8.6	< 0.86	< 0.86	< 0.86	< 0.86	NA	NA	< 0.86
n-Hexane	120	600	< 14.6	< 14.6	< 36.6	< 36.6	< 1.5	< 1.5	NA	NA	< 1.5	< 14.6	< 5.8	< 14.6	< 1.5	< 1.5	< 1.5	< 1.5	NA	NA	< 1.5
n-Propylbenzene	NE	NE	< 3.5	< 3.5	< 8.6	< 8.6	< 0.35	< 0.35	NA	NA	< 0.35	6.2 J	5.7	4.9 J	< 0.35	< 0.35	< 0.35	< 0.35	NA	NA	< 0.35
o-Xylene	400	2000	< 3.5	< 3.5	< 8.7	< 8.7	< 0.35	< 0.35	NA	NA	< 0.35	< 3.5	< 1.4	< 3.5	< 0.35	< 0.35	< 0.35	< 0.35	NA	NA	< 0.35
p-Isopropyltoluene	NE	NE	< 10.4	< 10.4	< 26.1	< 26.1	< 1.0	< 1.0	NA	NA	< 1.0	< 10.4	< 4.2	< 10.4	< 1.0	< 1.0	< 1.0	< 1.0	NA	NA	< 1.0
sec-Butylbenzene	NE	NE	< 4.2	< 4.2	< 10.6	< 10.6	< 0.42	< 0.42	NA	NA	< 0.42	< 4.2	2.1 J	< 4.2	< 0.42	< 0.42	< 0.42	< 0.42	NA	NA	< 0.42
Styrene	10	100	< 3.6	< 3.6	< 8.9	< 8.9	< 0.36	< 0.36	NA	NA	< 0.36	< 3.6	< 1.4	< 3.6	< 0.36	< 0.36	< 0.36	< 0.36	NA	NA	< 0.36
tert-Butylbenzene	NE	NE	< 5.9	< 5.9	< 14.7	< 14.7	< 0.59	< 0.59	NA	NA	< 0.59	< 5.9	< 2.3	< 5.9	< 0.59	< 0.59	< 0.59	< 0.59	NA	NA	< 0.59
Tetrachloroethene	0.5	5	***428***	***375***	***1780***	***3540***	< 0.41	< 0.41	NA	NA	< 0.41	< 4.1	< 1.6	< 4.1	< 0.41	***262***	***36.7***	***30.3***	NA	NA	***96.8 J+***
Toluene	160	800	< 2.9	< 2.9	< 7.2	< 7.2	< 0.29	< 0.29	NA	NA	< 0.29	20.6	20.6	16.3	< 0.29	< 0.29	< 0.29	< 0.29	NA	NA	< 0.29
trans-1,2-Dichloroethene	20	100	< 5.3	< 5.3	< 13.2	< 13.2	< 0.53	< 0.53	NA	NA	< 0.53	< 5.3	4.4	< 5.3	< 0.53	1.5	< 0.53	< 0.53	NA	NA	< 0.53
Trichloroethene	0.5	5	***10.9***	***8.4 J***	***19.7 J***	***43.8***	< 0.32	< 0.32	NA	NA	< 0.32	***6.9 J***	***7.6***	***11.7***	< 0.32	***54.6***	***9.3***	***7.7***	NA	NA	***20.9***
Trichlorofluoromethane	698	3490	< 4.2	< 4.2	< 10.5	< 10.5	< 0.42	< 0.42	NA	NA	< 0.42	< 4.2	< 1.7	< 4.2	< 0.42	< 0.42	< 0.42	< 0.42	NA	NA	< 0.42
Vinyl chloride	0.02	0.2	< 1.7	< 1.7	< 4.4	< 4.4	< 0.17	< 0.17	NA	NA	< 0.17	< 1.7	< 0.70	< 1.7	< 0.17	***3.9***	< 0.17	< 0.17	NA	NA	< 0.17
Xylenes, Total	400	2000	< 10.5	< 10.5	< 26.2	< 26.2	< 1.0	< 1.0	NA	NA	< 1.0	< 10.5	< 4.2	< 10.5	< 1.0	< 1.0	< 1.0	< 1.0	NA	NA	< 1.0
Total PCBs																					
Aroclor-1016	0.003	0.03	NA	NA	NA	NA	NA	NA	< 0.0072	< 0.0072	< 0.0072	NA	NA	NA	NA	NA	NA	NA	< 0.0072	< 0.0072	NA
Aroclor-1232	0.003	0.03	NA	NA	NA	NA	NA	NA	< 0.0042	< 0.0042	< 0.0042	NA	NA	NA	NA	NA	NA	NA	< 0.0042	< 0.0042	NA
Aroclor-1242	0.003	0.03	NA	NA	NA	NA	NA	NA	< 0.013	< 0.013	< 0.013	NA	NA	NA	NA	NA	NA	NA	< 0.013	< 0.013	NA
Aroclor-1248	0.003	0.03	NA	NA	NA	NA	NA	NA	< 0.011	< 0.011	< 0.011	NA	NA	NA	NA	NA	NA	NA	< 0.011	< 0.011	NA
Total Detected PCBs	0.003	0.03	NA	NA	NA	NA	NA	NA	ND	ND	ND	NA	NA	NA	NA	NA	NA	NA	ND	ND	NA
Dissolved PCBs																					
Aroclor-1016	0.003	0.03	NA	NA	NA	NA	NA	NA	NA	NA	NA	NA	NA	NA	NA	NA	NA	NA	NA	NA	NA
Aroclor-1232	0.003	0.03	NA	NA	NA	NA	NA	NA	NA	NA	NA	NA	NA	NA	NA	NA	NA	NA	NA	NA	NA
Aroclor-1242	0.003	0.03	NA	NA	NA	NA	NA	NA	NA	NA	NA	NA	NA	NA	NA	NA	NA	NA	NA	NA	NA
Aroclor-1248	0.003	0.03	NA	NA	NA	NA	NA	NA	NA	NA	NA	NA	NA	NA	NA	NA	NA	NA	NA	NA	NA
Total Detected PCBs	0.003	0.03	NA	NA	NA	NA	NA	NA	NA	NA	NA	NA	NA	NA	NA	NA	NA	NA	NA	NA	NA
Solids																					
Total Dissolved Solids (mg/L)	NE	NE	NA	NA	NA	NA	NA	NA	9640	7260	6230	NA	NA	NA	NA	NA	NA	NA	1010	954	NA
Total Suspended Solids (TSS) (mg/L)	NE	NE	NA	NA	NA	NA	NA	NA	6.0	5.8	1.8 J	NA	NA	NA	NA	NA	NA	NA	2.0	< 0.95	NA

Notes on Page 5.

Table 7: Groundwater Analytical Results Summary - 2021
Madison-Kipp Corporation
Madison, Wisconsin

WELL ID			MP-13	MP-13	MP-13	MP-13	MP-13	MP-13	MP-14	MP-14	MP-14	MP-14	MP-15	MP-15	MP-15	MP-15	MP-15	MP-16	MP-16	MP-16	MP-16
SCREEN INTERVAL (feet bgs)	PREVENTIVE	ENFORCEMENT	67 - 71 ft	81 - 85 ft	102 - 106 ft	121 - 125 ft	135 - 139 ft	163 - 167 ft	100 - 105 ft	135 - 140 ft	135 - 140 ft	170 - 178 ft	88 - 92 ft	100 - 105 ft	120 - 125 ft	142 - 146 ft	177 - 187 ft	106 - 116 ft	140 - 144 ft	140 - 144 ft	175 - 179 ft
SAMPLE DATE	ACTION LIMIT	STANDARD	10/11/2021	10/11/2021	10/11/2021	10/11/2021	10/11/2021	10/11/2021	10/12/2021	04/12/2021	10/12/2021	10/12/2021	10/12/2021	10/12/2021	10/12/2021	10/12/2021	10/12/2021	10/12/2021	04/12/2021	10/12/2021	10/12/2021
VOCs																					
1,1,1,2-Tetrachloroethane	7	70	< 0.36	< 0.36	< 3.6	< 3.6	< 8.9	< 0.36	< 0.36	< 0.36	< 0.36	< 7.1	< 1.8	< 7.1	< 7.1	< 7.1	< 0.36	< 0.36	< 0.36	< 0.36	< 0.36
1,1,1-Trichloroethane	40	200	< 0.30	< 0.30	< 3.0	< 3.0	< 7.6	< 0.30	< 0.30	< 0.30	< 0.30	< 6.1	< 1.5	< 6.1	< 6.1	< 6.1	< 0.30	< 0.30	< 0.30	< 0.30	< 0.30
1,1,2-Trichloroethane	0.5	5	< 0.34	< 0.34	< 3.4	< 3.4	< 8.6	< 0.34	< 0.34	< 0.34	< 0.34	< 6.9	< 1.7	< 6.9	< 6.9	< 6.9	< 0.34	< 0.34	< 0.34	< 0.34	< 0.34
1,1-Dichloroethene	0.7	7	< 0.58	< 0.58	< 5.8	< 5.8	< 14.6	< 0.58	< 0.58	< 0.58	< 0.58	< 11.6	< 2.9	< 11.6	< 11.6	< 11.6	< 0.58	< 0.58	< 0.58	< 0.58	< 0.58
1,2,4-Trimethylbenzene	96	480	< 0.45	< 0.45	< 4.5	< 4.5	< 11.2	< 0.45	< 0.45	< 0.45	< 0.45	< 9.0	< 2.2	< 9.0	< 9.0	< 9.0	< 0.45	< 0.45	< 0.45	< 0.45	< 0.45
1,2-Dibromoethane	0.005	0.05	< 0.31	< 0.31	< 3.1	< 3.1	< 7.7	< 0.31	< 0.31	< 0.31	< 0.31	< 6.2	< 1.5	< 6.2	< 6.2	< 6.2	< 0.31	< 0.31	< 0.31	< 0.31	< 0.31
1,2-Dichlorobenzene	60	600	< 0.33	< 0.33	< 3.3	< 3.3	< 8.1	< 0.33	< 0.33	< 0.33	< 0.33	< 6.5	< 1.6	< 6.5	< 6.5	< 6.5	< 0.33	< 0.33	< 0.33	< 0.33	< 0.33
1,2-Dichloroethane	0.5	5	< 0.29	< 0.29	< 2.9	< 2.9	< 7.3	< 0.29	< 0.29	< 0.29	< 0.29	< 5.8	< 1.5	< 5.8	< 5.8	< 5.8	< 0.29	< 0.29	< 0.29	< 0.29	< 0.29
1,2-Dichloropropane	0.5	5	< 0.45	< 0.45	< 4.5	< 4.5	< 11.2	< 0.45	< 0.45	< 0.45	< 0.45	< 9.0	< 2.2	< 9.0	< 9.0	< 9.0	< 0.45	< 0.45	< 0.45	< 0.45	< 0.45
1,2,3-Trichlorobenzene	NE	NE	< 1.0	< 1.0	< 10.2	< 10.2	< 25.5	< 1.0	< 1.0	< 1.0	< 1.0	< 20.4	< 5.1	< 20.4	< 20.4	< 20.4	< 1.0	< 1.0	< 1.0	< 1.0	< 1.0
1,2,4-Trichlorobenzene	14	70	< 0.95	< 0.95	< 9.5	< 9.5	< 23.8	< 0.95	< 0.95	< 0.95	< 0.95	< 19.0	< 4.8	< 19.0	< 19.0	< 19.0	< 0.95	< 0.95	< 0.95	< 0.95	< 0.95
1,3,5-Trimethylbenzene	96	480	< 0.36	< 0.36	< 3.6	< 3.6	< 8.9	< 0.36	< 0.36	< 0.36	< 0.36	< 7.1	< 1.8	< 7.1	< 7.1	< 7.1	< 0.36	< 0.36	< 0.36	< 0.36	< 0.36
2-Butanone	800	4000	< 6.5	< 6.5	< 65.2	< 65.2	< 163	< 6.5	< 6.5	< 6.5	< 6.5	< 130	< 32.6	< 130	< 130	< 130	< 6.5	< 6.5	< 6.5	< 6.5	< 6.5
2-Hexanone	NE	NE	< 6.3	< 6.3	< 62.8	< 62.8	< 157	< 6.3	< 6.3	< 6.3	< 6.3	< 126	< 31.4	< 126	< 126	< 126	< 6.3	< 6.3	< 6.3	< 6.3	< 6.3
4-Methyl-2-pentanone	50	500	< 6.0	< 6.0	< 59.5	< 59.5	< 149	< 6.0	< 6.0	< 6.0	< 6.0	< 119	< 29.8	< 119	< 119	< 119	< 6.0	< 6.0	< 6.0	< 6.0	< 6.0
Acetone	1800	9000	< 8.6	< 8.6	< 86.4	< 86.4	< 216	< 8.6	< 8.6	< 8.6	< 8.6	< 173	< 43.2	< 173	< 173	< 173	< 8.6	< 8.6	< 8.6	< 8.6	< 8.6
Benzene	0.5	5	< 0.30	< 0.30	< 3.0	< 3.0	< 7.4	< 0.30	< 0.30	< 0.30	< 0.30	< 5.9	< 1.5	< 5.9	< 5.9	< 5.9	< 0.30	< 0.30	< 0.30	< 0.30	< 0.30
Bromodichloromethane	0.06	0.6	< 0.42	< 0.42	< 4.2	< 4.2	< 10.4	< 0.42	< 0.42	< 0.42	< 0.42	< 8.3	< 2.1	< 8.3	< 8.3	< 8.3	< 0.42	< 0.42	< 0.42	< 0.42	< 0.42
Bromoform	0.44	4.4	< 3.8	< 3.8	< 38.0	< 38.0	< 95.0	< 3.8	< 3.8	< 3.8	< 3.8	< 76.0	< 19.0	< 76.0	< 76.0	< 76.0	< 3.8	< 3.8	< 3.8	< 3.8	< 3.8
Bromomethane	1	10	< 1.2	< 1.2	< 11.9	< 11.9	< 29.8	< 1.2	< 1.2	< 1.2	< 1.2	< 23.8	< 6.0	< 23.8	< 23.8	< 23.8	< 1.2	< 1.2	< 1.2	< 1.2	< 1.2
Carbon disulfide	200	1000	< 1.1	< 1.1	< 11.0	< 11.0	< 27.6	< 1.1	< 1.1	< 1.1	< 1.1	< 22.0	< 5.5	< 22.0	< 22.0	< 22.0	< 1.1	< 1.1	< 1.1	< 1.1	< 1.1
Carbon tetrachloride	0.5	5	< 0.37	***0.67 J***	< 3.7	< 3.7	< 9.2	< 0.37	< 0.37	< 0.37	< 0.37	< 7.4	< 1.8	< 7.4	< 7.4	< 7.4	< 0.37	< 0.37	< 0.37	< 0.37	< 0.37
Chloroform	0.6	6	< 1.2	< 1.2	< 11.8	< 11.8	< 29.6	< 1.2	< 1.2	< 1.2	< 1.2	< 23.7	< 5.9	< 23.7	< 23.7	< 23.7	< 1.2	< 1.2	< 1.2	< 1.2	< 1.2
Chloromethane	3	30	< 1.6	< 1.6	< 16.4	< 16.4	< 40.9	< 1.6	< 1.6	< 1.6	< 1.6	< 32.7	< 8.2	< 32.7	< 32.7	< 32.7	< 1.6	< 1.6	< 1.6	< 1.6	< 1.6
cis-1,2-Dichloroethene	7	70	2.3	***153***	***63.7***	***40***	***85.9***	***22.7***	< 0.47	3.1	2.7	***46.7***	***27.6***	***26.8***	***33.3***	***86.2***	< 0.47	4.7	3.4	3.0	< 0.47
Dichlorodifluoromethane	200	1000	< 0.46	< 0.46	< 4.6	< 4.6	< 11.4	< 0.46	< 0.46	< 0.46	< 0.46	< 9.1	< 2.3	< 9.1	< 9.1	< 9.1	< 0.46	< 0.46	< 0.46	< 0.46	< 0.46
Ethylbenzene	140	700	< 0.33	< 0.33	< 3.3	< 3.3	< 8.1	< 0.33	< 0.33	< 0.33	< 0.33	< 6.5	< 1.6	< 6.5	< 6.5	< 6.5	< 0.33	< 0.33	< 0.33	< 0.33	< 0.33
Isopropylbenzene	NE	NE	< 1.0	< 1.0	< 10.0	< 10.0	< 25.0	< 1.0	< 1.0	< 1.0	< 1.0	< 20.0	< 5.0	< 20.0	< 20.0	< 20.0	< 1.0	< 1.0	< 1.0	< 1.0	< 1.0
m,p-Xylene	400	2000	< 0.70	< 0.70	< 7.0	< 7.0	< 17.5	< 0.70	< 0.70	< 0.70	< 0.70	< 14.0	< 3.5	< 14.0	< 14.0	< 14.0	< 0.70	< 0.70	< 0.70	< 0.70	< 0.70
Methyl tert-butyl ether	12	60	< 1.1	< 1.1	< 11.3	< 11.3	< 28.2	< 1.1	< 1.1	< 1.1	< 1.1	< 22.6	< 5.6	< 22.6	< 22.6	< 22.6	< 1.1	< 1.1	< 1.1	< 1.1	< 1.1
Methylene chloride	0.5	5	< 0.32	< 0.32	< 3.2	< 3.2	< 8.0	< 0.32	< 0.32	< 0.32	< 0.32	< 6.4	< 1.6	< 6.4	< 6.4	< 6.4	< 0.32	< 0.32	< 0.32	< 0.32	< 0.32
Naphthalene	10	100	< 1.1	< 1.1	< 11.3	< 11.3	< 28.2	< 1.1	< 1.1	< 1.1	< 1.1	< 22.6	< 5.6	< 22.6	< 22.6	< 22.6	< 1.1	< 1.1	< 1.1	< 1.1	< 1.1
n-Butylbenzene	NE	NE	< 0.86	< 0.86	< 8.6	< 8.6	< 21.4	< 0.86	< 0.86	< 0.86	< 0.86	< 17.1	< 4.3	< 17.1	< 17.1	< 17.1	< 0.86	< 0.86	< 0.86	< 0.86	< 0.86
n-Hexane	120	600	< 1.5	< 1.5	< 14.6	< 14.6	< 36.6	< 1.5	< 1.5	< 1.5	< 1.5	< 29.2	< 7.3	< 29.2	< 29.2	< 29.2	< 1.5	< 1.5	< 1.5	< 1.5	< 1.5
n-Propylbenzene	NE	NE	< 0.35	< 0.35	< 3.5	< 3.5	< 8.6	< 0.35	< 0.35	< 0.35	< 0.35	< 6.9	< 1.7	< 6.9	< 6.9	< 6.9	< 0.35	< 0.35	< 0.35	< 0.35	< 0.35
o-Xylene	400	2000	< 0.35	< 0.35	< 3.5	< 3.5	< 8.7	< 0.35	< 0.35	< 0.35	< 0.35	< 7.0	< 1.7	< 7.0	< 7.0	< 7.0	< 0.35	< 0.35	< 0.35	< 0.35	< 0.35
p-Isopropyltoluene	NE	NE	< 1.0	< 1.0	< 10.4	< 10.4	< 26.1	< 1.0	< 1.0	< 1.0	< 1.0	< 20.9	< 5.2	< 20.9	< 20.9	< 20.9	< 1.0	< 1.0	< 1.0	< 1.0	< 1.0
sec-Butylbenzene	NE	NE	< 0.42	< 0.42	< 4.2	< 4.2	< 10.6	< 0.42	< 0.42	< 0.42	< 0.42	< 8.5	< 2.1	< 8.5	< 8.5	< 8.5	< 0.42	< 0.42	< 0.42	< 0.42	< 0.42
Styrene	10	100	< 0.36	< 0.36	< 3.6	< 3.6	< 8.9	< 0.36	< 0.36	< 0.36	< 0.36	< 7.1	< 1.8	< 7.1	< 7.1	< 7.1	< 0.36	< 0.36	< 0.36	< 0.36	< 0.36
tert-Butylbenzene	NE	NE	< 0.59	< 0.59	< 5.9	< 5.9	< 14.7	< 0.59	< 0.59	< 0.59	< 0.59	< 11.7	< 2.9	< 11.7	< 11.7	< 11.7	< 0.59	< 0.59	< 0.59	< 0.59	< 0.59
Tetrachloroethene	0.5	5	***24.8 J+***	***382 J+***	***655 J+***	***580 J+***	***2540 J+***	***145 J+***	***1.6 J+***	***109***	***106 J+***	***1430 J+***	***214 J+***	***710 J+***	***1050 J+***	***1320 J+***	***2.7 J+***	***52.7 J+***	***68***	***50.5 J+***	***5.6 J+***
Toluene	160	800	< 0.29	< 0.29	< 2.9	< 2.9	< 7.2	< 0.29	< 0.29	< 0.29	< 0.29	< 5.8	< 1.4	< 5.8	< 5.8	< 5.8	< 0.29	< 0.29	< 0.29	< 0.29	< 0.29
trans-1,2-Dichloroethene	20	100	< 0.53	1.5	< 5.3	< 5.3	< 13.2	< 0.53	< 0.53	< 0.53	< 0.53	< 10.6	< 2.6	< 10.6	< 10.6	< 10.6	< 0.53	< 0.53	< 0.53	< 0.53	< 0.53
Trichloroethene	0.5	5	***3.3***	***104***	***97.7***	***48.6***	***131***	***13.5***	< 0.32	***6.7***	***5.5***	***99***	***18.8***	***46.6***	***60.4***	***104***	< 0.32	***7.4***	***13.2***	***9.5***	***0.82 J***
Trichlorofluoromethane	698	3490	< 0.42	< 0.42	< 4.2	< 4.2	< 10.5	< 0.42	< 0.42	< 0.42	< 0.42	< 8.4	< 2.1	< 8.4	< 8.4	< 8.4	< 0.42	< 0.42	< 0.42	< 0.42	< 0.42
Vinyl chloride	0.02	0.2	< 0.17	***3.9***	< 1.7	< 1.7	< 4.4	< 0.17	< 0.17	< 0.17	< 0.17	< 3.5	< 0.87	< 3.5	< 3.5	< 3.5	< 0.17	< 0.17	< 0.17	< 0.17	< 0.17
Xylenes, Total	400	2000	< 1.0	< 1.0	< 10.5	< 10.5	< 26.2	< 1.0	< 1.0	< 1.0	< 1.0	< 21.0	< 5.2	< 21.0	< 21.0	< 21.0	< 1.0	< 1.0	< 1.0	< 1.0	< 1.0
Total PCBs																					
Aroclor-1016	0.003	0.03	NA	NA	NA	NA	NA	NA	NA	NA	NA	NA	NA	NA	NA	NA	NA	NA	NA	NA	NA
Aroclor-1232	0.003	0.03	NA	NA	NA	NA	NA	NA	NA	NA	NA	NA	NA	NA	NA	NA	NA	NA	NA	NA	NA
Aroclor-1242	0.003	0.03	NA	NA	NA	NA	NA	NA	NA	NA	NA	NA	NA	NA	NA	NA	NA	NA	NA	NA	NA
Aroclor-1248	0.003	0.03	NA	NA	NA	NA	NA	NA	NA	NA	NA	NA	NA	NA	NA	NA	NA	NA	NA	NA	NA
Total Detected PCBs	0.003	0.03	NA	NA	NA	NA	NA	NA	NA	NA	NA	NA	NA	NA	NA	NA	NA	NA	NA	NA	NA
Dissolved PCBs																					
Aroclor-1016	0.003	0.03	NA	NA	NA	NA	NA	NA	NA	NA	NA	NA	NA	NA	NA	NA	NA	NA	NA	NA	NA
Aroclor-1232	0.003	0.03	NA	NA	NA	NA	NA	NA	NA	NA	NA	NA	NA	NA	NA	NA	NA	NA	NA	NA	NA
Aroclor-1242	0.003	0.03	NA	NA	NA	NA	NA	NA	NA	NA	NA	NA	NA	NA	NA	NA	NA	NA	NA	NA	NA
Aroclor-1248	0.003	0.03	NA	NA	NA	NA	NA	NA	NA	NA	NA	NA	NA	NA	NA	NA	NA	NA	NA	NA	NA
Total Detected PCBs	0.003	0.03	NA	NA	NA	NA	NA	NA	NA	NA	NA	NA	NA	NA	NA	NA	NA	NA	NA	NA	NA
Solids																					
Total Dissolved Solids (mg/L)	NE	NE	NA	NA	NA	NA	NA	NA	NA	NA	NA	NA	NA	NA	NA	NA	NA	NA	NA	NA	NA
Total Suspended Solids (TSS) (mg/L)	NE	NE	NA	NA	NA	NA	NA	NA	NA	NA	NA	NA	NA	NA	NA	NA	NA	NA	NA	NA	NA

Notes on Page 5.

Table 7: Groundwater Analytical Results Summary - 2021
Madison-Kipp Corporation
Madison, Wisconsin

WELL ID			MW-17	MW-17[3]	MW-17	MW-24	MW-24	MW-25D	MW-25D2	MW-25D2	MW-27D	MW-27D	MW-27D2	MW-28	MW-28	MW-29S	MW-29S	MW-29D	MW-29D
SCREEN INTERVAL (feet bgs)	PREVENTIVE	ENFORCEMENT	160 - 170 ft	160 - 170 ft	160 - 170 ft	30 - 40 ft	30 - 40 ft	120 - 130 ft	160 - 170 ft	160 - 170 ft	130 - 140 ft	130 - 140 ft	170 - 180 ft	28 - 38 ft	28 - 38 ft	24.6 - 34.4 ft	24.6 - 34.4 ft	45.2 - 50.2 ft	45.2 - 50.2 ft
SAMPLE DATE	ACTION LIMIT	STANDARD	04/15/2021	04/15/2021	10/14/2021	04/16/2021	10/14/2021	10/13/2021	04/12/2021	10/13/2021	04/13/2021	10/13/2021	10/13/2021	04/19/2021	10/19/2021	04/15/2021	10/18/2021	04/16/2021	10/18/2021
VOCs																			
1,1,1,2-Tetrachloroethane	7	70	< 3.6	< 3.6	< 3.6	NA	NA	< 0.36	< 0.36	< 0.36	< 0.36	< 0.36	< 0.36	NA	< 3.6	NA	NA	NA	NA
1,1,1-Trichloroethane	40	200	< 3.0	< 3.0	< 3.0	NA	NA	< 0.30	< 0.30	< 0.30	< 0.30	< 0.30	< 0.30	NA	< 3.0	NA	NA	NA	NA
1,1,2-Trichloroethane	0.5	5	< 3.4	< 3.4	< 3.4	NA	NA	< 0.34	< 0.34	< 0.34	< 0.34	< 0.34	< 0.34	NA	< 3.4	NA	NA	NA	NA
1,1-Dichloroethene	0.7	7	< 5.8	< 5.8	< 5.8	NA	NA	< 0.58	< 0.58	< 0.58	< 0.58	< 0.58	< 0.58	NA	< 5.8	NA	NA	NA	NA
1,2,4-Trimethylbenzene	96	480	< 4.5	< 4.5	< 4.5	NA	NA	< 0.45	< 0.45	< 0.45	< 0.45	< 0.45	< 0.45	NA	< 4.5	NA	NA	NA	NA
1,2-Dibromoethane	0.005	0.05	< 3.1	< 3.1	< 3.1	NA	NA	< 0.31	< 0.31	< 0.31	< 0.31	< 0.31	< 0.31	NA	< 3.1	NA	NA	NA	NA
1,2-Dichlorobenzene	60	600	< 3.3	< 3.3	< 3.3	NA	NA	< 0.33	< 0.33	< 0.33	< 0.33	< 0.33	< 0.33	NA	< 3.3	NA	NA	NA	NA
1,2-Dichloroethane	0.5	5	< 2.9	< 2.9	< 2.9	NA	NA	< 0.29	< 0.29	< 0.29	< 0.29	< 0.29	< 0.29	NA	< 2.9	NA	NA	NA	NA
1,2-Dichloropropane	0.5	5	< 4.5	< 4.5	< 4.5	NA	NA	< 0.45	< 0.45	< 0.45	< 0.45	< 0.45	< 0.45	NA	< 4.5	NA	NA	NA	NA
1,2,3-Trichlorobenzene	NE	NE	< 10.2	< 10.2	< 10.2	NA	NA	< 1.0	< 1.0	< 1.0	< 1.0	< 1.0	< 1.0	NA	< 10.2	NA	NA	NA	NA
1,2,4-Trichlorobenzene	14	70	< 9.5	< 9.5	< 9.5	NA	NA	< 0.95	< 0.95	< 0.95	< 0.95	< 0.95	< 0.95	NA	< 9.5	NA	NA	NA	NA
1,3,5-Trimethylbenzene	96	480	< 3.6	< 3.6	< 3.6	NA	NA	< 0.36	< 0.36	< 0.36	< 0.36	< 0.36	< 0.36	NA	< 3.6	NA	NA	NA	NA
2-Butanone	800	4000	< 65.2	< 65.2	< 65.2	NA	NA	< 6.5	< 6.5	< 6.5	< 6.5	< 6.5	< 6.5	NA	< 65.2	NA	NA	NA	NA
2-Hexanone	NE	NE	< 62.8	< 62.8	< 62.8	NA	NA	< 6.3	< 6.3	< 6.3	< 6.3	< 6.3	< 6.3	NA	< 62.8	NA	NA	NA	NA
4-Methyl-2-pentanone	50	500	< 59.5	< 59.5	< 59.5	NA	NA	< 6.0	< 6.0	< 6.0	< 6.0	< 6.0	< 6.0	NA	< 59.5	NA	NA	NA	NA
Acetone	1800	9000	< 86.4	< 86.4	< 86.4	NA	NA	< 8.6	< 8.6	< 8.6	< 8.6	< 8.6	< 8.6	NA	< 86.4	NA	NA	NA	NA
Benzene	0.5	5	< 3.0	< 3.0	< 3.0	NA	NA	< 0.30	< 0.30	< 0.30	< 0.30	< 0.30	< 0.30	NA	< 3.0	NA	NA	NA	NA
Bromodichloromethane	0.06	0.6	< 4.2	< 4.2	< 4.2	NA	NA	< 0.42	< 0.42	< 0.42	< 0.42	< 0.42	< 0.42	NA	< 4.2	NA	NA	NA	NA
Bromoform	0.44	4.4	< 38.0	< 38.0	< 38.0	NA	NA	< 3.8	< 3.8	< 3.8	< 3.8	< 3.8	< 3.8	NA	< 38.0	NA	NA	NA	NA
Bromomethane	1	10	< 11.9	< 11.9	< 11.9	NA	NA	< 1.2	< 1.2	< 1.2	< 1.2	< 1.2	< 1.2	NA	< 11.9	NA	NA	NA	NA
Carbon disulfide	200	1000	< 11.0	< 11.0	< 11.0	NA	NA	< 1.1	< 1.1	< 1.1	< 1.1	< 1.1	< 1.1	NA	< 11.0	NA	NA	NA	NA
Carbon tetrachloride	0.5	5	< 3.7	< 3.7	< 3.7	NA	NA	< 0.37	< 0.37	< 0.37	< 0.37	< 0.37	< 0.37	NA	< 3.7	NA	NA	NA	NA
Chloroform	0.6	6	< 11.8	< 11.8	< 11.8	NA	NA	< 1.2	< 1.2	< 1.2	< 1.2	< 1.2	< 1.2	NA	< 11.8	NA	NA	NA	NA
Chloromethane	3	30	< 16.4	< 16.4	< 16.4	NA	NA	< 1.6	< 1.6	< 1.6	< 1.6	< 1.6	< 1.6	NA	< 16.4	NA	NA	NA	NA
cis-1,2-Dichloroethene	7	70	< 4.7	< 4.7	***8.5 J***	NA	NA	< 0.47	< 0.47	< 0.47	< 0.47	***8.4***	***8.6***	NA	< 4.7 J	NA	NA	NA	NA
Dichlorodifluoromethane	200	1000	< 4.6	< 4.6	< 4.6	NA	NA	< 0.46	< 0.46	< 0.46	< 0.46	< 0.46	< 0.46	NA	< 4.6	NA	NA	NA	NA
Ethylbenzene	140	700	< 3.3	< 3.3	< 3.3	NA	NA	< 0.33	< 0.33	< 0.33	< 0.33	< 0.33	< 0.33	NA	< 3.3	NA	NA	NA	NA
Isopropylbenzene	NE	NE	< 10.0	< 10.0	< 10.0	NA	NA	< 1.0	< 1.0	< 1.0	< 1.0	< 1.0	< 1.0	NA	< 10.0	NA	NA	NA	NA
m,p-Xylene	400	2000	< 7.0	< 7.0	< 7.0	NA	NA	< 0.70	< 0.70	< 0.70	< 0.70	< 0.70	< 0.70	NA	< 7.0	NA	NA	NA	NA
Methyl tert-butyl ether	12	60	< 11.3	< 11.3	< 11.3	NA	NA	< 1.1	< 1.1	< 1.1	< 1.1	< 1.1	< 1.1	NA	< 11.3 J	NA	NA	NA	NA
Methylene chloride	0.5	5	< 3.2	< 3.2	< 3.2	NA	NA	< 0.32	< 0.32	< 0.32	< 0.32	< 0.32	< 0.32	NA	< 3.2	NA	NA	NA	NA
Naphthalene	10	100	< 11.3	< 11.3	< 11.3	NA	NA	< 1.1	< 1.1	< 1.1	< 1.1	< 1.1	< 1.1	NA	< 11.3	NA	NA	NA	NA
n-Butylbenzene	NE	NE	< 8.6	< 8.6	< 8.6	NA	NA	< 0.86	< 0.86	< 0.86	< 0.86	< 0.86	< 0.86	NA	< 8.6	NA	NA	NA	NA
n-Hexane	120	600	< 14.6	< 14.6	< 14.6	NA	NA	< 1.5	< 1.5	< 1.5	< 1.5	< 1.5	< 1.5	NA	< 14.6	NA	NA	NA	NA
n-Propylbenzene	NE	NE	< 3.5	< 3.5	< 3.5	NA	NA	< 0.35	< 0.35	< 0.35	< 0.35	< 0.35	< 0.35	NA	< 3.5	NA	NA	NA	NA
o-Xylene	400	2000	< 3.5	< 3.5	< 3.5	NA	NA	< 0.35	< 0.35	< 0.35	< 0.35	< 0.35	< 0.35	NA	< 3.5	NA	NA	NA	NA
p-Isopropyltoluene	NE	NE	< 10.4	< 10.4	< 10.4	NA	NA	< 1.0	< 1.0	< 1.0	< 1.0	< 1.0	< 1.0	NA	< 10.4	NA	NA	NA	NA
sec-Butylbenzene	NE	NE	< 4.2	< 4.2	< 4.2	NA	NA	< 0.42	< 0.42	< 0.42	< 0.42	< 0.42	< 0.42	NA	< 4.2	NA	NA	NA	NA
Styrene	10	100	< 3.6	< 3.6	< 3.6	NA	NA	< 0.36	< 0.36	< 0.36	< 0.36	< 0.36	< 0.36	NA	< 3.6	NA	NA	NA	NA
tert-Butylbenzene	NE	NE	< 5.9	< 5.9	< 5.9	NA	NA	< 0.59	< 0.59	< 0.59	< 0.59	< 0.59	< 0.59	NA	< 5.9	NA	NA	NA	NA
Tetrachloroethene	0.5	5	***616***	***645***	***823***	NA	NA	< 0.41	< 0.41	< 0.41	***0.96 J***	***20.8***	***21.1***	NA	***1080***	NA	NA	NA	NA
Toluene	160	800	< 2.9	< 2.9	< 2.9	NA	NA	< 0.29	< 0.29	< 0.29	< 0.29	< 0.29	< 0.29	NA	< 2.9	NA	NA	NA	NA
trans-1,2-Dichloroethene	20	100	< 5.3	< 5.3	< 5.3	NA	NA	< 0.53	< 0.53	< 0.53	< 0.53	< 0.53	< 0.53	NA	< 5.3	NA	NA	NA	NA
Trichloroethene	0.5	5	***42.7***	***43.9***	***54.4***	NA	NA	< 0.32	< 0.32	< 0.32	***0.81 J***	***18.3***	***19.7***	NA	< 3.2	NA	NA	NA	NA
Trichlorofluoromethane	698	3490	< 4.2	< 4.2	< 4.2	NA	NA	< 0.42	< 0.42	< 0.42	< 0.42	< 0.42	< 0.42	NA	< 4.2	NA	NA	NA	NA
Vinyl chloride	0.02	0.2	< 1.7	< 1.7	< 1.7	NA	NA	< 0.17	< 0.17	< 0.17	< 0.17	< 0.17	< 0.17	NA	< 1.7	NA	NA	NA	NA
Xylenes, Total	400	2000	< 10.5	< 10.5	< 10.5	NA	NA	< 1.0	< 1.0	< 1.0	< 1.0	< 1.0	< 1.0	NA	< 10.5	NA	NA	NA	NA
Total PCBs																			
Aroclor-1016	0.003	0.03	NA	NA	NA	< 0.0072	< 0.0072	NA	NA	NA	NA	NA	NA	< 0.0072	< 0.0072	< 0.0072	< 0.0072	< 0.0072	< 0.0072
Aroclor-1232	0.003	0.03	NA	NA	NA	< 0.0042	< 0.0042	NA	NA	NA	NA	NA	NA	< 0.0042	< 0.0042	< 0.0042	< 0.0042	< 0.0042	< 0.0042
Aroclor-1242	0.003	0.03	NA	NA	NA	< 0.013	< 0.013	NA	NA	NA	NA	NA	NA	< 0.013	< 0.013	< 0.013	< 0.013	< 0.013	< 0.013
Aroclor-1248	0.003	0.03	NA	NA	NA	< 0.011	< 0.011	NA	NA	NA	NA	NA	NA	< 0.011	< 0.011	< 0.011	< 0.011	< 0.011	< 0.011
Total Detected PCBs	0.003	0.03	NA	NA	NA	ND	< 0.026	NA	NA	NA	NA	NA	NA	ND	ND	ND	ND	ND	ND
Dissolved PCBs																			
Aroclor-1016	0.003	0.03	NA	NA	NA	NA	NA	NA	NA	NA	NA	NA	NA	NA	NA	NA	NA	< 0.0072	NA
Aroclor-1232	0.003	0.03	NA	NA	NA	NA	NA	NA	NA	NA	NA	NA	NA	NA	NA	NA	NA	< 0.0042	NA
Aroclor-1242	0.003	0.03	NA	NA	NA	NA	NA	NA	NA	NA	NA	NA	NA	NA	NA	NA	NA	< 0.013	NA
Aroclor-1248	0.003	0.03	NA	NA	NA	NA	NA	NA	NA	NA	NA	NA	NA	NA	NA	NA	NA	< 0.011	NA
Total Detected PCBs	0.003	0.03	NA	NA	NA	NA	NA	NA	NA	NA	NA	NA	NA	NA	NA	NA	NA	< 0.026	NA
Solids																			
Total Dissolved Solids (mg/L)	NE	NE	NA	NA	NA	1370	2670	NA	NA	NA	NA	NA	NA	1540	1390	1440	600	1200	2730
Total Suspended Solids (TSS) (mg/L)	NE	NE	NA	NA	NA	5.2	3.4 J	NA	NA	NA	NA	NA	NA	1.6 J	< 0.95	2.4	< 0.95	3.4	1.4 J

Notes on Page 5.

Table 7: Groundwater Analytical Results Summary
Madison-Kipp Corporation
Madison, Wisconsin

Footnotes:
1 - Indicates that the sample was quenched prior to analysis.
2 - Indicates that the sample was not quenched prior to analysis.
3 - Indicates the result of a field duplicate.

Updated By: P. Popp 11/18/2021
Checked By: L. Auner 11/23/2021

General Notes:
All concentrations noted in this table are reported in micrograms per liter (µg/L) unless otherwise noted.
Analytes shown in the table are from VOC and PCB analyte lists. Only analytes that were detected in at least one sample are shown in the table. A complete list of constituents analyzed are included in the laboratory analytical reports.

100 = NR 140 Wis. Adm. Code Preventive Action Limit Exceedance
100 = NR 140 Wis. Adm. Code Enforcement Standard Exceedance
< = Constituent not detected above noted laboratory method detection limit.
* = Data is suspect and not used in evaluation. (Note from historical data through 2015, provided by Arcadis)
B = Compound was found in the blank and sample.
bgs = Below Ground Surface.
cn = Laboratory Contaminant.
E = Estimated concentration, exceeds instrumental calibration range.
ID = Identification.
J = Estimated concentration above the adjusted method detection limit and below the reporting limit or because of non-compliant laboratory quality check.
J- = Results may be biased low because of non-compliant laboratory quality check.
J+ = Results may be biased high because of non-compliant laboratory quality check.
U = Results determined to be non-detect at the concentration limit because of blank contamination.
NA = Not Analyzed.
ND = Not Detected.
NE = Not Established.
PCBs = Polychlorinated biphenyls.
VOCs = Volatile Organic Compounds.

Table 8: Storm Sewer System Sampling Analytical Results Summary
Madison-Kipp Corporation
201 Waubesa Street, Madison, Wisconsin

Parameter	Unit[2]	NR 720 RCL Industrial Direct Contact[1]	MH-1A													
Sample Date	--	--	12/28/2016	6/30/2017	9/22/2017	10/6/2017	10/17/2017	2/21/2018	5/10/2018	8/23/2018	10/8/2018	5/30/2019	10/8/2019	6/9/2020	10/13/2020	5/7/2021	10/15/2021
Matrix	--	--	Soil	Soil	Soil	Soil	Soil	Soil	Soil	Soil	Soil	Soil	Soil	Soil	Soil	Soil	Soil
PCB-1016	mg/kg	28	<0.011	<0.0092	<0.0089	<0.0097	<0.010	<0.0094	<0.0083	<0.0053	<0.0058	<0.0058	<0.0059	<0.0059	<0.0055	<0.190	<0.0060
PCB-1221	mg/kg	0.883	<0.0059	<0.0051	<0.0049	<0.0054	<0.0057	<0.0052	<0.0046	<0.0076	<0.0084	<0.0083	<0.0084	<0.0085	<0.0079	<0.190	<0.0086
PCB-1232	mg/kg	0.792	<0.0040	<0.0035	<0.0034	<0.0037	<0.0039	<0.0036	<0.0031	<0.0050	<0.0056	<0.0055	<0.0056	<0.0056	<0.0053	<0.190	<0.0057
PCB-1242	mg/kg	0.972	<0.0063	<0.0055	<0.0053	<0.0058	<0.0061	<0.0056	<0.0049	<0.010	<0.011	<0.011	<0.012	<0.012	<0.011	<0.190	<0.012
PCB-1248	mg/kg	0.975	***3.6***	***2.2***	0.11	0.23	0.71	0.33	0.15	0.14	0.16	0.24	0.11 J	0.14	0.17	0.261 J	0.15
PCB-1254	mg/kg	0.988	<0.0063	<0.0055	<0.0053	<0.0058	<0.0061	<0.0056	<0.0049	<0.0084	<0.0093	<0.0092	<0.0093	<0.0094	<0.0088	<0.190	<0.0095
PCB-1260	mg/kg	1	<0.0034	<0.003	<0.0029	<0.0031	<0.0033	<0.0031	<0.0027	<0.0081	<0.0090	<0.0089	<0.0091	<0.0091	<0.0085	<0.190	<0.0092
Total PCBs	mg/kg	0.967	***3.6***	***2.2***	0.11	0.23	0.71	0.33	0.15	0.14	0.16	0.24	0.11 J	0.14	0.17	0.261 J	0.15

Notes:
< = Less than
mg/kg = Milligrams per kilogram
J = Estimated value. Analyte detected at a level less than the reporting limit and greater than or equal to the detection limit.
µg/L = Micrograms per liter
RCL = residual contaminant level
PCBs = Polychlorinated Biphenyls
Bold and Italics = WDNR Industrial Direct Contact Limit Exceedance

Footnotes:
(1) The total PCBs and specific aroclors are compared to the WDNR industrial direct contact residual contaminant levels (December 2018).
(2) Samples are reported in mg/kg unless otherwise noted.
(3) Sample collected from within the Outfall pipe entering the rain garden. If no sediment was present in pipe, sample collected from base of garden at pipe entrance.
(4) Sample collected approximately 3 ft north of the Outfall pipe in the base of the garden, depth 0-6 inches.
(5) Sample collected along fence section that crosses the rain garden, depth 0-6".

Table 8: Storm Sewer System Sediment Sampling Analytical Results Summary
Madison-Kipp Corporation
201 Waubesa Street, Madison, Wisconsin

Parameter	Unit[2]	NR 720 RCL Industrial Direct Contact[1]	Outfall Sample[3]													RG-1[4]	RG-2[5]
Sample Date	--	--	12/19/2016	6/30/2017	9/22/2017	5/10/2018	8/23/2018	10/8/2018	5/30/2019	10/8/2019	6/9/2020	10/13/2020	5/7/2021	6/2/2021	10/15/2021	6/2/2021	6/2/2021
Matrix	--	--	Soil	Soil	Soil	Soil	Soil	Soil	Soil	Soil	Soil	Soil	Soil	Soil	Soil	Soil	Soil
PCB-1016	mg/kg	28	<0.0095	<0.0086	<0.011	<0.0099	<0.0061	<0.0067	<0.0080	<0.0059	<0.0061	<0.0064	<0.270	<0.219	<0.0063	<0.197	<0.228
PCB-1221	mg/kg	0.883	<0.0053	<0.0048	<0.0061	<0.0055	<0.0088	<0.0096	<0.011	<0.0085	<0.0087	<0.0092	<0.270	<0.219	<0.0090	<0.197	<0.228
PCB-1232	mg/kg	0.792	<0.0036	<0.0032	<0.0042	<0.0038	<0.0059	<0.0064	<0.0076	<0.0057	<0.0058	<0.0061	<0.270	<0.219	<0.0060	<0.197	<0.228
PCB-1242	mg/kg	0.972	<0.0057	<0.0051	<0.0066	<0.0059	<0.012	<0.013	<0.016	<0.012	<0.012	<0.013	<0.270	0.256 J	<0.012	0.440 J	<0.228
PCB-1248	mg/kg	0.975	***9.2***	***5.0***	***4.0***	***1.9***	0.32	0.57	0.43	0.33	0.33	0.28	***1.030***	<0.219	0.50	<0.197	<0.228
PCB-1254	mg/kg	0.988	<0.0057	<0.0051	<0.0066	<0.0059	<0.0097	<0.011	<0.013	<0.0094	0.16	<0.010	<0.270	<0.219	<0.010	<0.197	<0.228
PCB-1260	mg/kg	1	0.37	<0.0028	<0.0036	<0.0032	<0.0095	<0.010	<0.012	<0.0091	<0.0094	<0.0099	<0.270	<0.219	<0.0097	<0.197	<0.228
Total PCBs	mg/kg	0.967	***9.6***	***5.0***	***4.0***	***1.9***	0.32	0.57	0.43	0.33	0.50	0.28	***1.030***	0.256 J	0.50	0.440 J	<0.228

Notes:
< = Less than
mg/kg = Milligrams per kilogram
J = Estimated value. Analyte detected at a level less than the reporting limit and greater than or equal to the detection limit.
µg/L = Micrograms per liter
RCL = residual contaminant level
PCBs = Polychlorinated Biphenyls
Bold and Italics = WDNR Industrial Direct Contact Limit Exceedance

Updated by: A. Sobbe 11/3/2021
Checked by: B. Wachholz 3/8/2022

Footnotes:
(1) The total PCBs and specific aroclors are compared to the WDNR industrial direct contact residual contaminant levels (December 2018).
(2) Samples are reported in mg/kg unless otherwise noted.
(3) Sample collected from within the Outfall pipe entering the rain garden. If no sediment was present in pipe, sample collected from base of garden at pipe entrance.
(4) Sample collected approximately 3 ft north of the Outfall pipe in the base of the garden, depth 0-6 inches.
(5) Sample collected along fence section that crosses the rain garden, depth 0-6".

Table 9: Storm Sewer System Water Sampling Analytical Results Summary
Madison-Kipp Corporation
201 Waubesa Street, Madison, Wisconsin

Parameter	Unit[2]	NR 140 Enforcement Standard[1]	NR 140 Preventive Action Limit[1]	Outfall Sample[3]					
Sample ID	--	--	--	**OUTFALL (5/30/2019)-W**	**OUTFALL-W (100819)**	**OUTFALL (6/10/20)**	**OUTFALL-W (101320)**	**050721-W**	**101521-W**
Sample Date	**--**	**--**	**--**	5/30/2019	10/8/2019	6/10/2020	10/13/2020	5/7/2021	10/15/2021
Matrix	**--**	**--**	**--**	Water	Water	Water	Water	Water	Water
PCB-1016	µg/L	**--**	**--**	<0.0072	<0.0072	<0.0072	<0.0072	<0.0072	<0.0072
PCB-1221	µg/L	**--**	**--**	<0.026	<0.026	<0.026	<0.026	<0.026	<0.026
PCB-1232	µg/L	**--**	**--**	<0.0042	<0.0042	<0.0042	<0.0042	<0.0042	<0.0042
PCB-1242	µg/L	**--**	**--**	<0.013	<0.013	<0.013	<0.013	<0.013	<0.013
PCB-1248	µg/L	**--**	**--**	<0.011	<0.011	<0.011	<0.011	<0.011	<0.011
PCB-1254	µg/L	**--**	**--**	<0.010	<0.010	<0.010	<0.010	<0.010	<0.010
PCB-1260	µg/L	**--**	**--**	<0.012	<0.012	<0.012	<0.012	<0.012	<0.012
Total PCBs	µg/L	0.03	0.003	<0.026	<0.026	<0.026	<0.026	<0.026	<0.026

Notes:
< = Less than
µg/L = micrograms per liter
PCBs = Polychlorinated Biphenyls
Bold and Italics = WDNR NR 140 Exceedance

Footnotes:
(1) The total PCBs are compared to the WDNR NR 140 Public Health Groundwater Quality Standards (June 2021).
(2) Samples are reported in µg/L unless otherwise noted.
(3) Sample collected from the rain garden near the storm sewer outfall pipe that discharges into the rain garden.

Updated by: B. Wachholz 3/9/2022
Checked by: A. Stehn 5/18/2022

Table 10: Groundwater Monitoring Plan - 2022
Madison-Kipp Corporation
201 Waubesa Street
Madison, Wisconsin

Well/ Point ID	Bedrock Unit	Screened Interval (ft bgs)	October Gauging	April VOC Sampling	April PCB Sampling	October VOC Sampling	October PCB Sampling	Pump Type
GWE-1*	Lone Rock/ Wonewoc	55-175	x	x		x		NA
MW-1	Unconsolidated	14-24	x			x		Peristaltic
MW-2S	Unconsolidated	19-29	x					NA
MW-2D	Upper Lone Rock	39-44	x	x		x		Peristaltic
MW-3S	Unconsolidated	19-29	x			x		Peristaltic
MW-3D	Upper Lone Rock	48-53	x	x	x	x	x	Peristaltic
MW-3D2	Lower Lone Rock	76-81	x	x		x		Peristaltic
MW-3D3	Lower Wonewoc	214-224	x			x		GeoSub
MW-4S	Unconsolidated/ Upper Lone Rock	35-50	x		x		x	NA
MW-4D	Upper Lone Rock	65-70	x		x		x	NA
MW-4D2	Lower Lone Rock	91-96	x	x		x		Bladder
MW-5S	Upper Lone Rock	34-44	x		x	x	x	Peristaltic
MW-5D	Lower Lone Rock	75-80	x	x		x		Peristaltic
MW-5D2	Lower Wonewoc	166-171	x	x		x		Bladder
MW-5D3	Lower Wonewoc	225-235	x	x		x		GeoSub
MW-6S	Unconsolidated/ Upper Lone Rock	32-42	x		x	x	x	Bladder
MW-6D	Upper Lone Rock	66-71	x	x		x		Bladder
MW-7	Unconsolidated	25-35	x					NA
MW-8	Unconsolidated	24-34	x					NA
MW-9D	Upper Lone Rock	44-49	x			x		Peristaltic
MW-9D2	Lower Lone Rock	64-69	x	x		x		Peristaltic
MW-10S	Unconsolidated	11-21	x					NA
MW-11S	Unconsolidated	24-34	x		x		x	NA
MW-12S	Unconsolidated	3-13	x					NA
MW-17	Lower Wonewoc	160-170	x	x		x		Bladder
MW-18S	Unconsolidated	20-30	x					NA
MW-21D2	Upper/Lower Wonewoc	110-170	Well abandoned on October 24, 2018					
MW-22S	Unconsolidated	25-35	Well Abandoned on January 16, 2018					
MW-22D	Upper Lone Rock	45-50	Well Abandoned on January 16, 2018					
MW-23S	Unconsolidated	25-35	Well Abandoned on January 16, 2018					
MW-23D	Upper Lone Rock	45-50	Well Abandoned on January 16, 2018					
MW-24	Upper Lone Rock	30-40	x		x		x	NA
MW-25D	Upper Wonewoc	120-130	x			x		Bladder
MW-25D2	Upper Wonewoc	160-170	x	x		x		Bladder
MW-26S	Unconsolidated	6.8-16.8	x					NA
MW-27D	Upper Wonewoc	130-140	x	x		x		Bladder
MW-27D2	Lower Wonewoc	170-180	x			x		Bladder
MW-28	Unconsolidated	28-38	x		x	x	x	Peristaltic
MW-29S	Unconsolidated	24-34	x		x		x	Peristaltic
MW-29D	Upper Lone Rock	45-50	x		x		x	Bladder
MP-13 Port 1	Lower Wonewoc	163-167	x			x		Westbay
MP-13 Port 2	Upper Wonewoc	135-139	x			x		Westbay
MP-13 Port 3	Upper Wonewoc	121-125	x			x		Westbay
MP-13 Port 4	Upper Wonewoc	102-106	x			x		Westbay
MP-13 Port 5	Lower Lone Rock	81-85	x			x		Westbay
MP-13 Port 6	Lower Lone Rock	67-71	x			x		Westbay
MP-13 Port 7	Upper Lone Rock	44-48	x			x		Westbay
MP-14 Port 1	Lower Wonewoc	170-178	x			x		Westbay
MP-14 Port 2	Upper Wonewoc	135-140	x	x		x		Westbay
MP-14 Port 3	Upper Wonewoc	100-105	x			x		Westbay
MP-14 Port 4	Lower Lone Rock	70-75	x					NA

Table 10: Groundwater Monitoring Plan - 2022
Madison-Kipp Corporation
201 Waubesa Street
Madison, Wisconsin

Well/ Point ID	Bedrock Unit	Screened Interval (ft bgs)	October Gauging	April VOC Sampling	April PCB Sampling	October VOC Sampling	October PCB Sampling	Pump Type
MP-15 Port 1	Lower Wonewoc	177-187	x			x		Westbay
MP-15 Port 2	Lower Wonewoc	142-146	x			x		Westbay
MP-15 Port 3	Upper Wonewoc	120-125	x			x		Westbay
MP-15 Port 4	Upper Wonewoc	100-105	x			x		Westbay
MP-15 Port 5	Upper Wonewoc	88-92	x			x		Westbay
MP-16 Port 1	Lower Wonewoc	175-179	x			x		Westbay
MP-16 Port 2	Upper Wonewoc	140-144	x	x		x		Westbay
MP-16 Port 3	Upper Wonewoc	106-116	x			x		Westbay
MP-16 Port 4	Lower Lone Rock	80-84	x					NA
Total Sample Points:			**55**	**15**	**10**	**40**	**10**	

Notes:

* = The GWE-1 influent sample results from quarterly performance monitoring will be used.

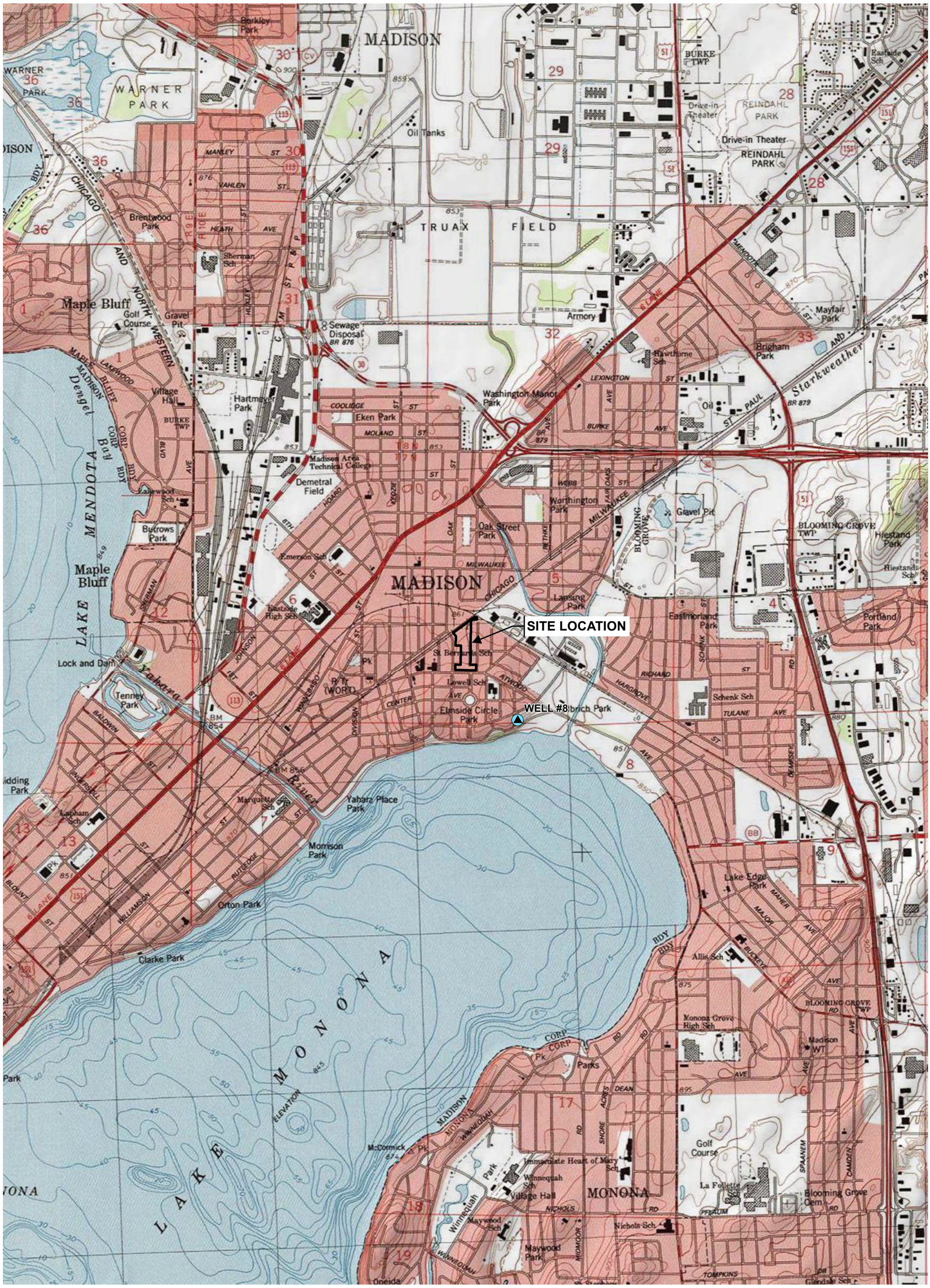

LEGEND

SITE PROPERTY BOUNDARY

MUNICIPAL SUPPLY WELL

BASE MAP FROM USGS 7.5 MINUTE TOPOGRAPHIC QUADRANGLE SERIES, "USA TOPO MAPS" WEB BASEMAP SERVICE LAYER.

0 2,000 4,000 FEET

1 " = 2,000 '
1:24,000

TRC
708 Heartland Trail
Suite 3000
Madison, WI 53717
Phone: 608.826.3600

PROJECT:
MADISON-KIPP CORPORATION
201 WAUBESA STREET
MADISON, WISCONSIN

TITLE:
SITE LOCATION MAP

DRAWN BY:	R. SUEMNICHT
CHECKED BY:	S. SELLWOOD
APPROVED BY:	K. VATER
DATE:	JUNE 2022
PROJ. NO.:	419610
FILE:	419610-022slm.mxd

FIGURE 1

Plot Date: 6/20/2022, 15:19:44 PM by RSUEMNICHT -- LAYOUT: ANSI B (11"x17")
Path: S:\1-PROJECTS\MadisonKIPPCorp\MadisonWI\419610\419610-023.mxd

Coordinate System: NAD 1983 StatePlane Wisconsin South FIPS 4803 Feet (Foot US)
Map Rotation: 0

TRC - GIS

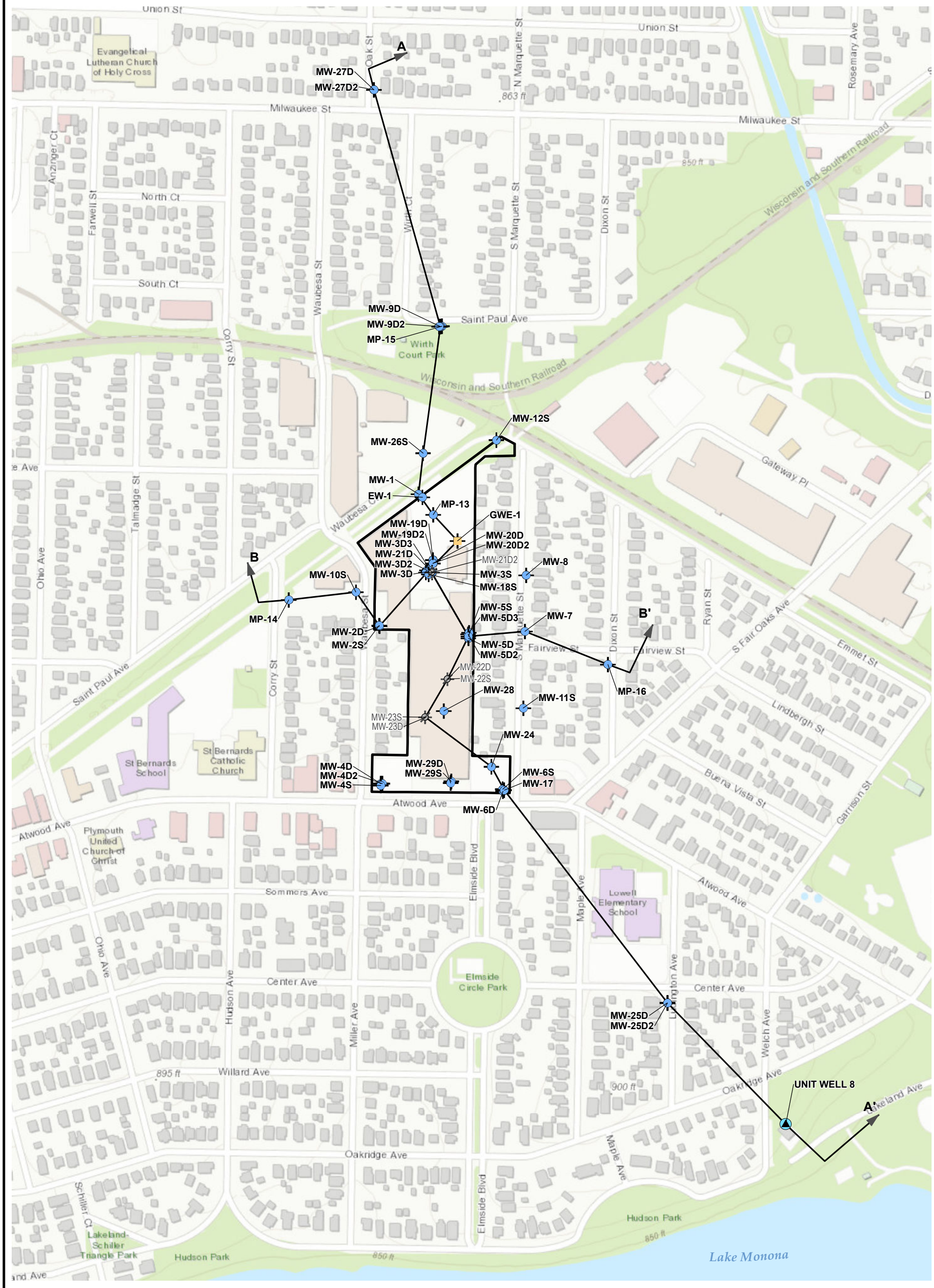

LEGEND

- SITE PROPERTY BOUNDARY
- CROSS SECTION
- GROUNDWATER EXTRACTION WELL
- MONITORING WELL
- MUNICIPAL SUPPLY WELL
- ABANDONED MONITORING WELL

BASE MAP FROM ESRI, "WORLD TOPOGRAPHIC MAP" WEB BASEMAP SERVICE LAYER.

0 300 600 FEET

1 " = 300 '
1:3,600

N

TRC
708 Heartland Trail
Suite 3000
Madison, WI 53717
Phone: 608.826.3600

PROJECT:
MADISON-KIPP CORPORATION
201 WAUBESA STREET
MADISON, WISCONSIN

TITLE:
WELL LOCATIONS MAP

DRAWN BY:	R. SUEMNICHT
CHECKED BY:	S. SELLWOOD
APPROVED BY:	K. VATER
DATE:	JUNE 2022
PROJ. NO.:	419610
FILE:	419610-023.mxd

FIGURE 2

Plot Date: 6/20/2022, 15:20:43 PM by RSUEMNICHT -- LAYOUT: ANSI B (11"x17")
Path: S:\1-PROJECTS\MadisonKIPPCorp\MadisonWI\419610\419610-024.mxd

Coordinate System: NAD 1983 StatePlane Wisconsin South FIPS 4803 Feet (Foot US)
Map Rotation: 0

TRC - GIS

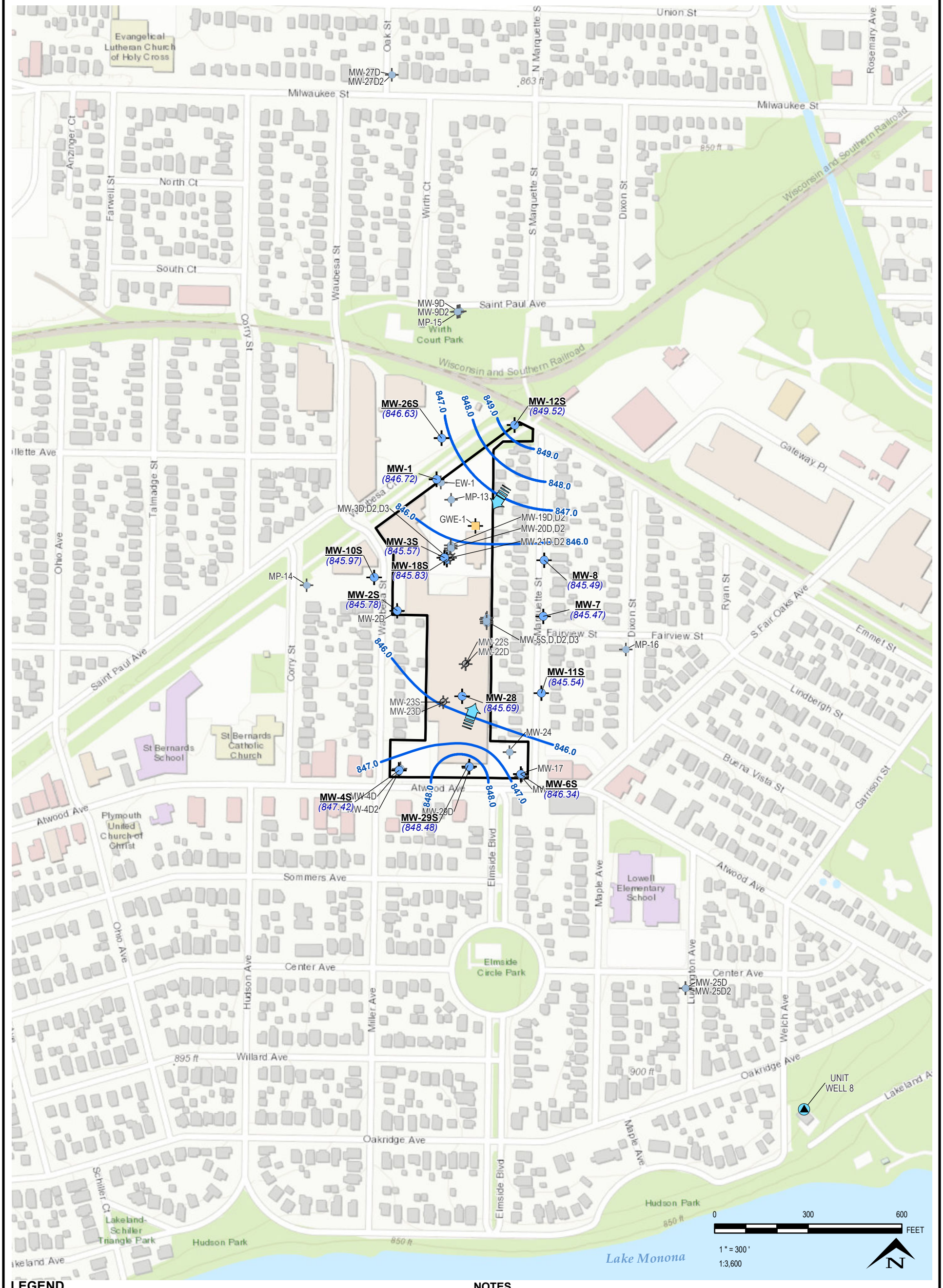

LEGEND

- SITE PROPERTY BOUNDARY
- GROUNDWATER ELEVATION CONTOUR (1' INTERVAL, DASHED WHERE INFERRED)
- GROUNDWATER FLOW DIRECTION
- ABANDONED MONITORING WELL
- MONITORING WELL
- GROUNDWATER EXTRACTION WELL
- MUNICIPAL SUPPLY WELL

NOTES

1. BASE MAP FROM ESRI, "WORLD TOPOGRAPHIC MAP", WEB BASEMAP SERVICE LAYER.
2. THE WATER TABLE LIES WITHIN UNCONSOLIDATED SEDIMENTS WHICH ARE PRESENT TO A DEPTH OF APPROXIMATELY 35 FT BELOW GROUND SURFACE (835 FT ABOVE MEAN SEA LEVEL).
3. WELLS SHOWN IN GRAY ARE NOT PART OF THIS GROUNDWATER UNIT.
4. GROUNDWATER ELEVATIONS MEASURED OCTOBER 11, 2021.

TRC
708 Heartland Trail., Suite 3000
Madison, WI 53717
Phone: 608.826.3600

PROJECT:

MADISON-KIPP CORPORATION
201 WAUBESA STREET
MADISON, WISCONSIN

TITLE:

WATER TABLE ELEVATIONS OCTOBER 2021

DRAWN BY:	R. SUEMNICHT
CHECKED BY:	S. SELLWOOD
APPROVED BY:	K. VATER
DATE:	JUNE 2022
PROJ. NO.:	419610
FILE:	419610-024.mxd

FIGURE 3

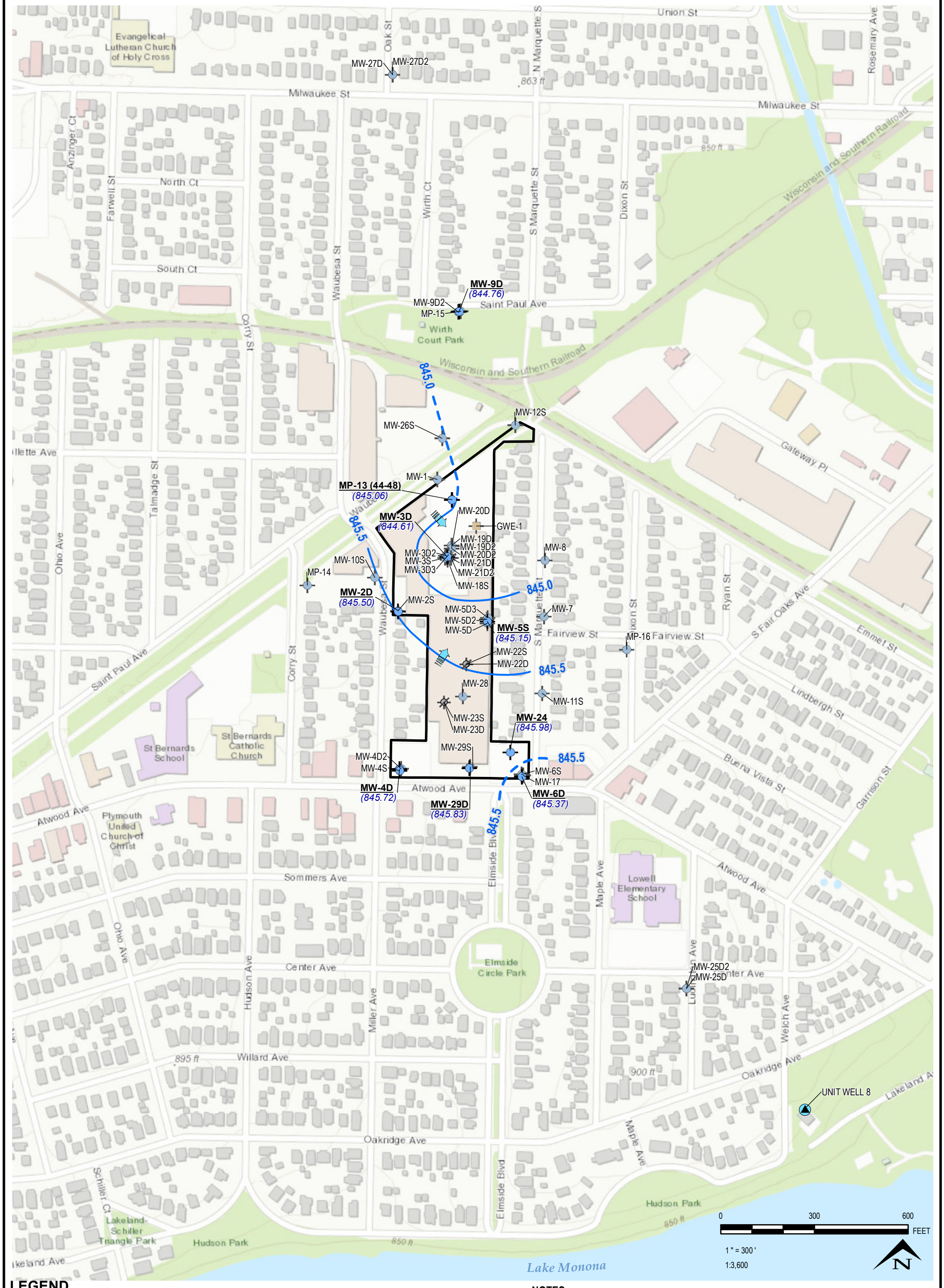

LEGEND

- SITE PROPERTY BOUNDARY
- GROUNDWATER ELEVATION CONTOUR (0.5' INTERVAL, DASHED WHERE INFERRED)
- ABANDONED MONITORING WELL
- MONITORING WELL
- GROUNDWATER EXTRACTION WELL
- MUNICIPAL SUPPLY WELL

NOTES

1. BASE MAP IMAGERY FROM, "WORLD TOPOGRAPHIC MAP" WEB BASEMAP SERVICE LAYER.
2. THE UPPER LONE ROCK FORMATION IS INTERPRETED TO BE APPROXIMATELY 3560 FEET BELOW GROUND SURFACE (835-810 FEET ABOVE MEAN SEA LEVEL).
3. WELLS SHOWN IN GRAY ARE NOT PART OF THIS GROUND WATER UNIT.
4. GROUNDWATER ELEVATIONS MEASURED OCTOBER 11, 2021.

TRC
708 Heartland Trail., Suite 3000
Madison, WI 53717
Phone: 608.826.3600

PROJECT:
MADISON-KIPP CORPORATION
201 WAUBESA STREET
MADISON, WISCONSIN

TITLE:
UPPER LONE ROCK FORMATION POTENTIOMETRIC SURFACE OCTOBER 2021

DRAWN BY:	R. SUEMNICHT
CHECKED BY:	S. SELLWOOD
APPROVED BY:	K. VATER
DATE:	JUNE 2022
PROJ. NO.:	419610
FILE:	419610-025.mxd

FIGURE 4

Plot Date: 6/20/2022, 15:23:07 PM by RSUEMNICHT -- LAYOUT: ANSI B (11"x17")
Path: S:\1-PROJECTS\MadisonKIPPCorp\MadisonWI\419610\419610-026.mxd

Coordinate System: NAD 1983 StatePlane Wisconsin South FIPS 4803 Feet (Foot US)
Map Rotation: 0

TRC - GIS

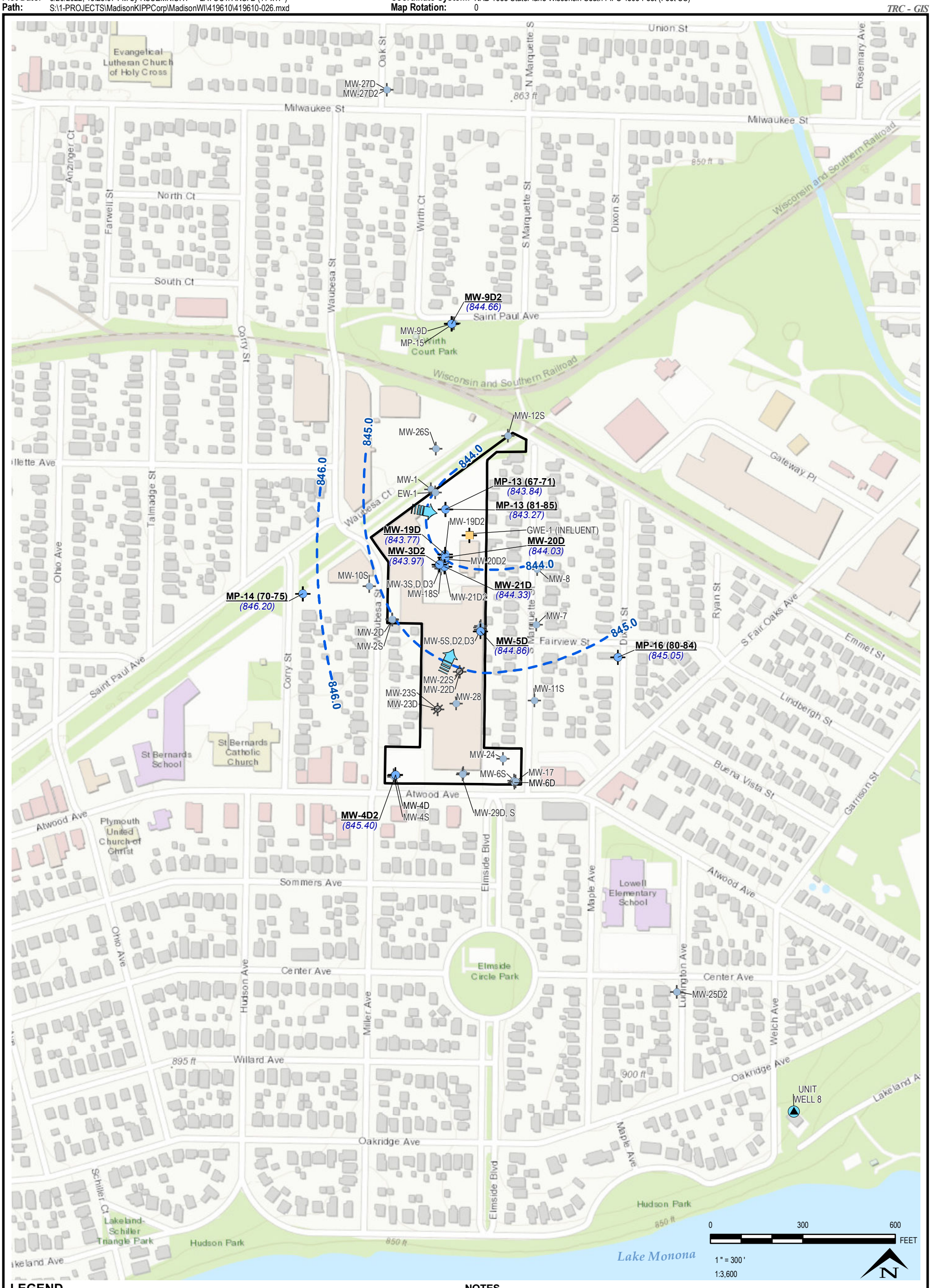

LEGEND

- SITE PROPERTY BOUNDARY
- GROUNDWATER ELEVATION CONTOUR (1' FT INTERVAL, DASHED WHERE INFERRED)
- GROUNDWATER FLOW DIRECTION
- ABANDONED MONITORING WELL
- MONITORING WELL
- GROUNDWATER EXTRACTION WELL
- MUNICIPAL SUPPLY WELL

NOTES

1. BASE MAP FROM ESRI, "WORLD TOPOGRAPHIC MAP", WEB BASEMAP SERVICE LAYER.
2. THE LOWER LONE ROCK FORMATION IS INTERPRETED TO BE FROM APPROXIMATELY 60 -100 FEET BELOW GROUND SURFACE (810-770 FEET ABOVE MEAN SEA LEVEL).
3. WELLS SHOWN IN GRAY ARE NOT PART OF TH IS GROUNDWATER UNIT.
4. GROUNDWATER ELEVATIONS MEASURED OCTOBER 11, 2021.
5. MW-3D2 NOT USED FOR CONTOURING.

TRC
708 Heartland Trail., Suite 3000
Madison, WI 53717
Phone: 608.826.3600

PROJECT:

MADISON-KIPP CORPORATION
201 WAUBESA STREET
MADISON, WISCONSIN

TITLE:

LOWER LONE ROCK FORMATION POTENTIOMETRIC SURFACE OCTOBER 2021

DRAWN BY:	R. SUEMNICHT
CHECKED BY:	S. SELLWOOD
APPROVED BY:	K. VATER
DATE:	JUNE 2022
PROJ. NO.:	419610
FILE:	419610-026.mxd

FIGURE 5

Plot Date: 6/20/2022, 15:24:14 PM by RSUEMNICHT -- LAYOUT: ANSI B (11"x17")
Path: S:\1-PROJECTS\MadisonKIPPCorp\MadisonWI\419610\419610-027.mxd

Coordinate System: NAD 1983 StatePlane Wisconsin South FIPS 4803 Feet (Foot US)
Map Rotation: 0

TRC - GIS

MW-27D (844.32)
MW-27D2
MP-15 (88-92) (844.41)
MP-15 (100-105) (844.46)
MP-15 (120-125) (844.44)
MW-9D
MP-13 (102-106) (843.00)
MP-13 (121-125) (842.94)
MP-13 (135-139) (842.90)
MP-14 (100-105) (844.36)
MP-14 (135-140) (844.01)
MW-19D2 (842.64)
MW-20D2 (842.70)
GWE-1
MW-1
EW-1
MW-3S,D,D2,D3
MW-21D2
MW-8
MW-10S
MW-18S
MW-2S
MW-2D
MW-5S,D,D2,D3
MW-7
MW-22S
MW-22D
MW-28
MW-23S
MW-23D
MW-11S
MW-24
MW-4S
MW-6S
MW-6D
MW-17
MW-12S
MW-26S
MP-16 (106-116) (843.68)
MP-16 (140-144) (843.53)
MW-25D2 (842.72)
MW-25D (842.94)
UNIT WELL 8
844.0
843.5
843.0
Union St
Milwaukee St
Oak St
N Marquette St
Rosemary Ave
Evangelical Lutheran Church of Holy Cross
Anzinger Ct
Farwell St
North Ct
South Ct
Waubesa St
Wirth Ct
S Marquette St
Dixon St
Corry St
Wirth Court Park
Wisconsin and Southern Railroad
Saint Paul Ave
Talmadge St
Ohio Ave
Gateway Pl
Ryan St
S Fair Oaks Ave
Emmet St
Fairview St
Lindbergh St
Buena Vista St
Garrison St
St Bernards School
St Bernards Catholic Church
Atwood Ave
Plymouth United Church of Christ
Sommers Ave
Elmside Blvd
Maple Ave
Lowell Elementary School
Elmside Circle Park
Center Ave
Hudson Ave
Miller Ave
Lucington Ave
Welch Ave
Willard Ave
Oakridge Ave
Schiller Ct
Lakeland-Schiller Triangle Park
Hudson Park
Lake Monona
895 ft
900 ft
850 ft
863 ft
0 300 600 FEET
1 " = 300 '
1:3,600
N

LEGEND

- SITE PROPERTY BOUNDARY
- GROUNDWATER ELEVATION CONTOUR (1' FT INTERVAL, DASHED WHERE INFERRED)
- GROUNDWATER FLOW DIRECTION
- ABANDONED MONITORING WELL
- MONITORING WELL
- GROUNDWATER EXTRACTION WELL
- MUNICIPAL SUPPLY WELL

NOTES

1. BASE MAP FROM ESRI, "WORLD TOPOGRAPHIC MAP", WEB BASEMAP SERVICE LAYER.
2. THE UPPER WONEWOC FORMATION IS INTERPRETED TO BE FROM APPROXIMATELY 100-155 FEET BELOW GROUND SURFACE (770-715 FEET ABOVE MEAN SEA LEVEL).
3. WELLS SHOWN IN GRAY ARE NOT PART OF THIS GROUNDWATER UNIT.
4. GROUNDWATER ELEVATIONS MEASURED OCTOBER 11, 2021.

TRC
708 Heartland Trail., Suite 3000
Madison, WI 53717
Phone: 608.826.3600

PROJECT:
MADISON-KIPP CORPORATION
201 WAUBESA STREET
MADISON, WISCONSIN

TITLE:
UPPER WONEWOC FORMATION POTENTIOMETRIC SURFACE OCTOBER 2021

DRAWN BY:	R. SUEMNICHT
CHECKED BY:	S. SELLWOOD
APPROVED BY:	K. VATER
DATE:	JUNE 2022
PROJ. NO.:	419610
FILE:	419610-027.mxd

FIGURE 6

Plot Date: 6/20/2022, 15:24:54 PM by RSUEMNICHT -- LAYOUT: ANSI B (11"x17")
Path: S:\1-PROJECTS\MadisonKIPPCorp\MadisonWI\419610\419610-028.mxd

Coordinate System: NAD 1983 StatePlane Wisconsin South FIPS 4803 Feet (Foot US)
Map Rotation: 0

TRC - GIS

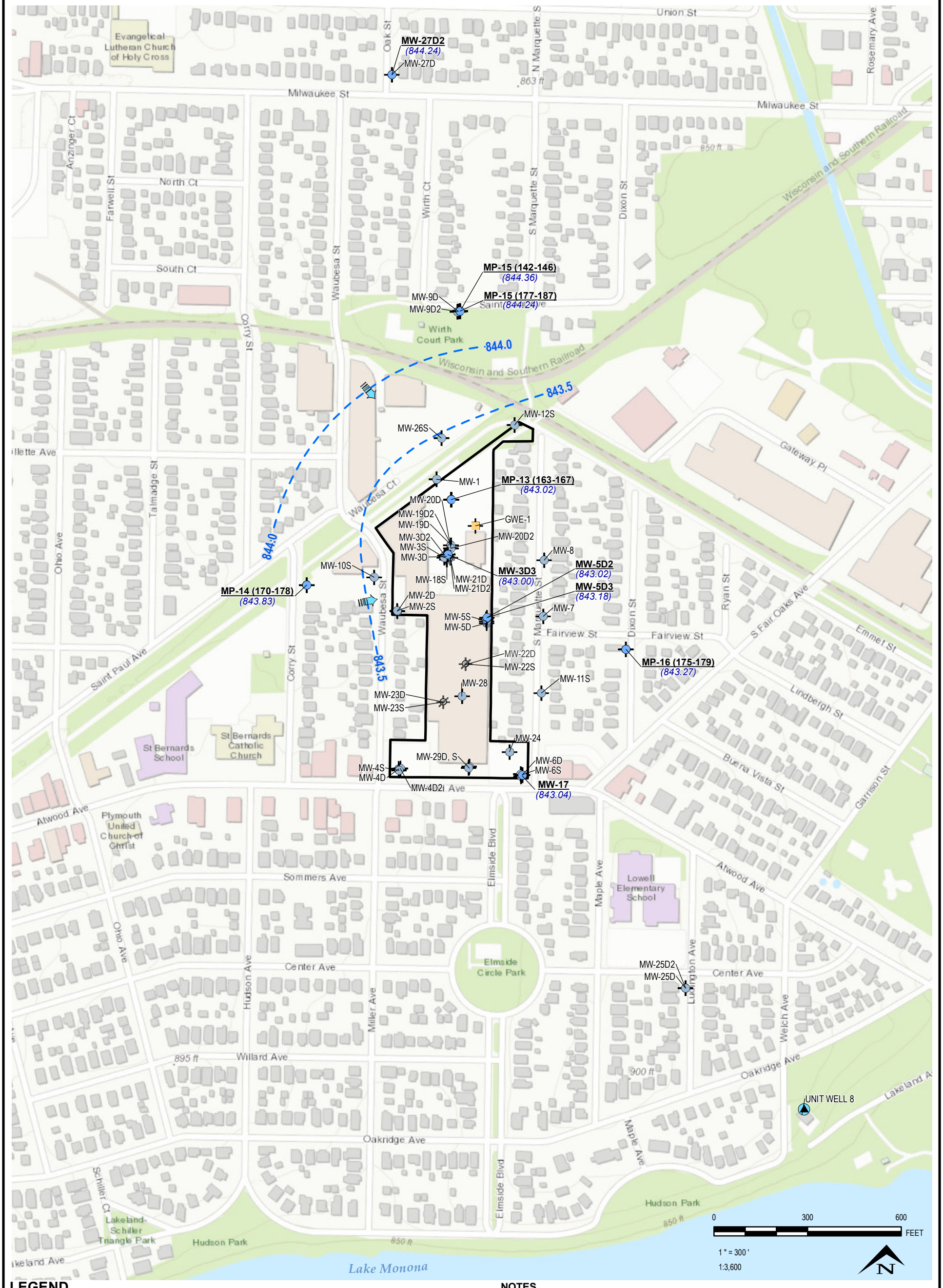

LEGEND

- SITE PROPERTY BOUNDARY
- GROUNDWATER ELEVATION CONTOUR (0.5' INTERVAL, DASHED WHERE INFERRED)
- ABANDONED MONITORING WELL
- MONITORING WELL
- GROUNDWATER EXTRACTION WELL
- MUNICIPAL SUPPLY WELL

NOTES

1. BASE MAP IMAGERY FROM ESRI, "WORLD TOPOGRAPHIC MAP" WEB BASEMAP SERVICE LAYER.
2. THE LOWER WONEWOC FORMATION IS INTERPRETED TO BE FROM APPROXIMATELY 155-240 FEET BELOW GROUND SURFACE (715- 630 FEET ABOVE MEAN SEA LEVEL).
3. WELLS SHOWN IN GRAY ARE NOT PART OF THIS GROUNDWATER UNIT.
4. GROUNDWATER ELEVATIONS MEASURED OCTOBER 11, 2021.

TRC
708 Heartland Trail., Suite 3000
Madison, WI 53717
Phone: 608.826.3600

PROJECT:
MADISON-KIPP CORPORATION
201 WAUBESA STREET
MADISON, WISCONSIN

TITLE:
LOWER WONEWOC FORMATION POTENTIOMETRIC SURFACE OCTOBER 2021

DRAWN BY:	R. SUEMNICHT
CHECKED BY:	S. SELLWOOD
APPROVED BY:	K. VATER
DATE:	JUNE 2022
PROJ. NO.:	419610
FILE:	419610-028.mxd

FIGURE 7

Plot Date: 6/20/2022, 15:26:19 PM by RSUEMNICHT -- LAYOUT: ANSI B (11"x17")
Path: S:\1-PROJECTS\MadisonKIPPCorp\MadisonWI\419610\419610-029.mxd

Coordinate System: NAD 1983 StatePlane Wisconsin South FIPS 4803 Feet (Foot US)
Map Rotation: 0

TRC - GIS

MW-27D
MW-27D2
MW-9D
MW-9D2
MP-15
MW-3D,D2,D3
MW-3S (784)
MW-18S (--)
MW-10S (--)
MP-14
MW-2S (--)
MW-2D
MW-22S
MW 22D
MW-23S
MW-23D
MW-4S (--)
MW-4D
MW-4D2
MW-29S (--)
MW-29D
MW-1 (5.9)
EW-1
MP-13
GWE-1
MW-19D,D2
MW-20D,D2
MW-21D,D2
MW-5S,D,D2,D3
MW-12S (--)
MW-26S (--)
MW-8 (--)
MW-7 (--)
MP-16
MW-11S (--)
MW-28 (1,080)
MW-24
MW-6S (<0.41)
MW-6D
MW-25D
MW-25D2
UNIT WELL 8
500'
50
5

Evangelical Lutheran Church of Holy Cross
Union St
Milwaukee St
Oak St
N Marquette St
Rosemary Ave
863 ft
850 ft
Anzinger Ct
Farwell St
North Ct
South Ct
Waubesa St
Wirth Ct
S Marquette St
Dixon St
Wisconsin and Southern Railroad
Saint Paul Ave
Wirth Court Park
Corry St
Talmadge St
Ohio Ave
Gateway Pl
Fairview St
Ryan St
S Fair Oaks Ave
Emmet St
Lindbergh St
Buena Vista St
Garrison St
St Bernards School
St Bernards Catholic Church
Plymouth United Church of Christ
Atwood Ave
Sommers Ave
Elmside Blvd
Maple Ave
Lowell Elementary School
Elmside Circle Park
Center Ave
Hudson Ave
Miller Ave
Willard Ave
895 ft
900 ft
Oakridge Ave
Lakeland Ave
Schiller Ct
Lakeland-Schiller Triangle Park
Hudson Park
Lake Monona
Welch Ave
Lumpton Ave

0 300 600 FEET
1 " = 300 '
1:3,600
N

LEGEND

- SITE PROPERTY BOUNDARY
- ABANDONED MONITORING WELL
- MONITORING WELL
- GROUNDWATER EXTRACTION WELL
- MUNICIPAL SUPPLY WELL
- (7.5) PCE CONCENTRATION [µg/L]
- (--) NOT SAMPLED
- PCE ISOCONCENTRATION CONTOUR (µg/L, DASHED WHERE INFERRED)

NOTES

1. BASE MAP FROM ESRI, "WORLD TOPOGRAPHIC MAP", WEB BASEMAP SERVICE LAYER.
2. THE WATER TABLE LIES WITHIN UNCONSOLIDATED SEDIMENTS WHICH ARE PRESENT TO A DEPTH OF APPROXIMATELY 35 FT BELOW GROUND SURFACE (835 FT ABOVE MEAN SEA LEVEL).
3. WELLS SHOWN IN GRAY ARE NOT PART OF THIS GROUNDWATER UNIT.
4. WELLS SAMPLED BETWEEN OCTOBER 12 AND 19, 2021.
5. DATA QUALIFIERS NOT INCLUDED, SEE TABLES OR LABORATORY REPORTS.

TRC
708 Heartland Trail., Suite 3000
Madison, WI 53717
Phone: 608.826.3600

PROJECT:
MADISON-KIPP CORPORATION
201 WAUBESA STREET
MADISON, WISCONSIN

TITLE:
WATER TABLE
TETRACHLOROETHENE (PCE) ISOCONCENTRATIONS
OCTOBER 2021

DRAWN BY:	R. SUEMNICHT
CHECKED BY:	S. SELLWOOD
APPROVED BY:	K. VATER
DATE:	JUNE 2022
PROJ. NO.:	419610
FILE:	419610-029.mxd

FIGURE 8

Plot Date: 6/20/2022, 15:27:23 PM by RSUEMNICHT -- LAYOUT: ANSI B (11"x17")
Path: S:\1-PROJECTS\MadisonKIPPCorp\MadisonWI\419610\419610-030.mxd

Coordinate System: NAD 1983 StatePlane Wisconsin South FIPS 4803 Feet (Foot US)
Map Rotation: 0

TRC - GIS

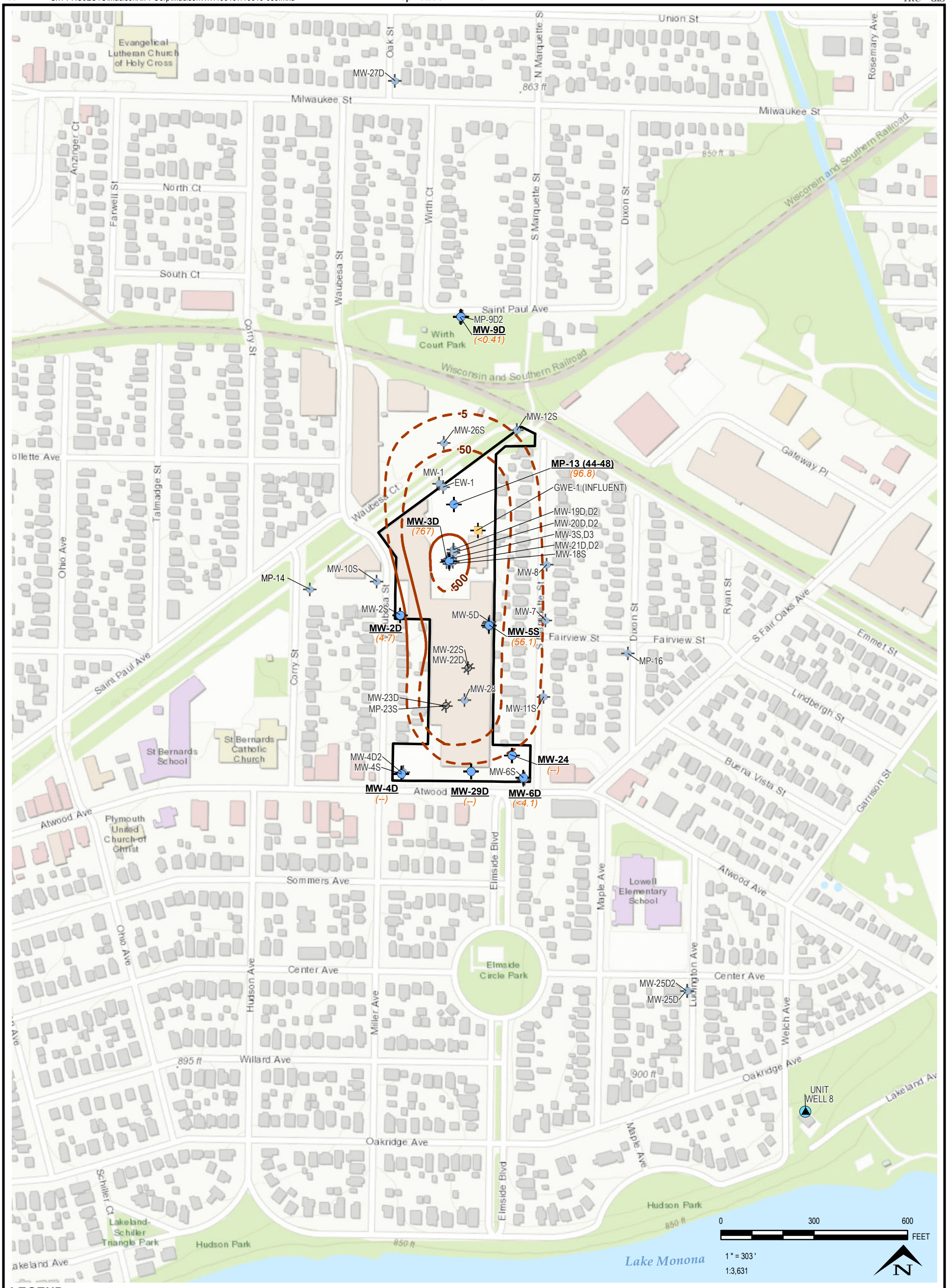

LEGEND

- SITE PROPERTY BOUNDARY
- ABANDONED MONITORING WELL
- MONITORING WELL
- GROUNDWATER EXTRACTION WELL
- MUNICIPAL SUPPLY WELL
- (7.5) PCE CONCENTRATION [µg/L]
- (--) NOT SAMPLED
- PCE ISOCONCENTRATION CONTOUR (µg/L, DASHED WHERE INFERRED)

NOTES

1. BASE MAP FROM ESRI, "WORLD TOPOGRAPHIC MAP", WEB BASEMAP SERVICE LAYER.
2. THE UPPER LONE ROCK FORMATION IS INTERPRETED TO BE FROM APPROXIMATELY 35-60 FEET BELOW GROUND SURFACE (835-810 FEET ABOVE MEAN SEA LEVEL.
3. WELLS SHOWN IN GRAY ARE NOT PART OF THIS GROUNDWATER UNIT.
4. WELLS SAMPLED BETWEEN OCTOBER 12 AND 19, 2021.
5. DATA QUALIFIERS NOT INCLUDED, SEE TABLES OR LABORATORY REPORTS.

TRC
708 Heartland Trail., Suite 3000
Madison, WI 53717
Phone: 608.826.3600

PROJECT:
MADISON-KIPP CORPORATION
201 WAUBESA STREET
MADISON, WISCONSIN

TITLE:
UPPER LONE ROCK FORMATION TETRACHLOROETHENE (PCE) ISOCONCENTRATIONS OCTOBER 2021

DRAWN BY:	R. SUEMNICHT
CHECKED BY:	S. SELLWOOD
APPROVED BY:	K. VATER
DATE:	JUNE 2022
PROJ. NO.:	419610
FILE:	419610-030.mxd

FIGURE 9

Plot Date: 6/20/2022, 15:28:09 PM by RSUEMNICHT -- LAYOUT: ANSI B (11"x17")
Path: S:\1-PROJECTS\MadisonKIPPCorp\MadisonWI\419610\419610-031.mxd

Coordinate System: NAD 1983 StatePlane Wisconsin South FIPS 4803 Feet (Foot US)
Map Rotation: 0

TRC - GIS

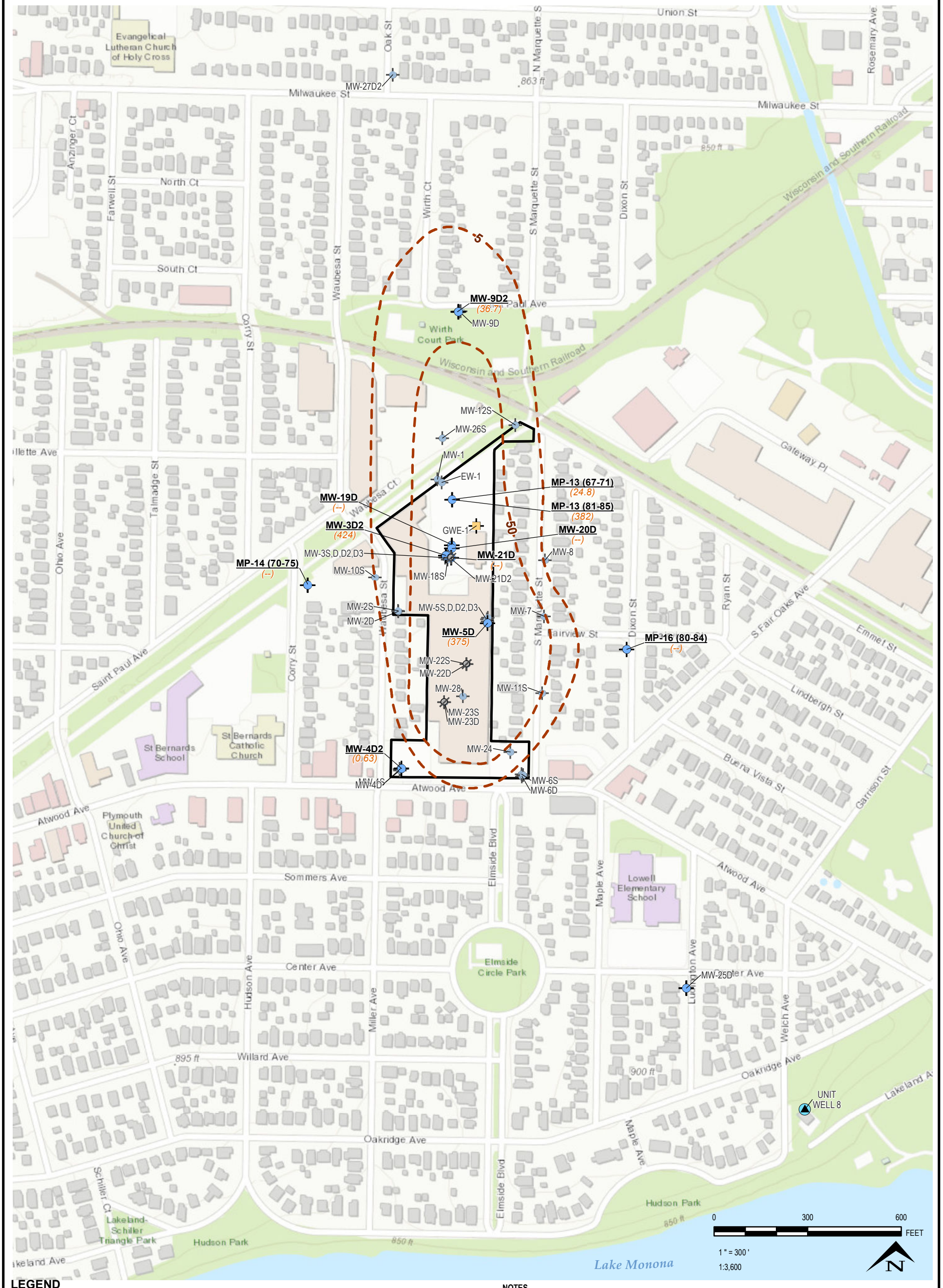

LEGEND

- SITE PROPERTY BOUNDARY
- ABANDONED MONITORING WELL
- MONITORING WELL
- GROUNDWATER EXTRACTION WELL
- MUNICIPAL SUPPLY WELL
- (7.5) PCE CONCENTRATION [µg/L]
- (--) NOT SAMPLED
- PCE ISOCONCENTRATION CONTOUR (µg/L, DASHED WHERE INFERRED)

NOTES

1. BASE MAP FROM ESRI, "WORLD TOPOGRAPHIC MAP", WEB BASEMAP SERVICE LAYER.
2. THE LOWER LONE ROCK FORMATION IS INTERPRETED TO BE FROM APPROXIMATELY 60 – 100 FEET BELOW GROUND SURFACE (810-770 FEET ABOVE MEAN SEA LEVEL).
3. WELLS SHOWN IN GRAY ARE NOT PART OF THIS GROUNDWATER UNIT.
4. WELLS SAMPLED BETWEEN OCTOBER 12 AND 19, 2021.
5. DATA QUALIFIERS NOT INCLUDED, SEE TABLES OR LABORATORY REPORTS.

TRC
708 Heartland Trail., Suite 3000
Madison, WI 53717
Phone: 608.826.3600

PROJECT:
MADISON-KIPP CORPORATION
201 WAUBESA STREET
MADISON, WISCONSIN

TITLE:
LOWER LONE ROCK FORMATION
TETRACHLOROETHENE (PCE) ISOCONCENTRATIONS
OCTOBER 2021

DRAWN BY:	R. SUEMNICHT
CHECKED BY:	S. SELLWOOD
APPROVED BY:	K. VATER
DATE:	JUNE 2022
PROJ. NO.:	419610
FILE:	419610-031.mxd

FIGURE 10

Plot Date: 6/20/2022, 15:28:53 PM by RSUEMNICHT -- LAYOUT: ANSI B (11"x17")
Path: S:\1-PROJECTS\MadisonKIPPCorp\MadisonWI\419610\419610-032.mxd

Coordinate System: NAD 1983 StatePlane Wisconsin South FIPS 4803 Feet (Foot US)
Map Rotation: 0

TRC - GIS

MW-27D (20.8)
MW-27D2
MP-15 (120-125) (1,050)
MP-15 (88-92) (214)
MP-15 (100-105) (710)
MW-9D
MW-12S
MW-26S
MW-1
EW-1
MP-13 (102-106) (655)
MP-13 (121-125) (580)
MP-13 (135-139) (2,540)
MW-19D2 (--)
GWE-1
MW-20D2 (--)
MW-3S,D,D2,D3
MW-21D2
MW-8
MW-10S
MW-18S
MP-14 (100-105) (1.6)
MP-14 (135-140) (106)
MW-2S
MW-2D
MW-5S,D,D2,D3
MW-7
MW-22S
MW-22D
MW-28
MW-11S
MW-23S
MW-23D
MW-24
MW-4D2
MW-4D
MW-4S
MW-17
MW-6S
MW-6D
MP-16 (106-116) (52.7)
MP-16 (140-144) (50.5)
MW-25D2 (<0.41)
MW-25D (<0.41)
UNIT WELL 8
500
50
5
863 ft
850 ft
895 ft
900 ft
Evangelical Lutheran Church of Holy Cross
Union St
Milwaukee St
Oak St
N Marquette St
Rosemary Ave
Anzinger Ct
Farwell St
North Ct
South Ct
Waubesa St
Wirth Ct
S Marquette St
Dixon St
Wisconsin and Southern Railroad
Corry St
Saint Paul Ave
Court Park
Gateway Pl
Ohio Ave
Talmadge St
Waubesa Ct
St Bernards School
St Bernards Catholic Church
Fairview St
Ryan St
Fair Oaks Ave
Emmet St
Lindbergh St
Buena Vista St
Garrison St
Atwood Ave
Plymouth United Church of Christ
Sommers Ave
Elmside Blvd
Maple Ave
Lowell Elementary School
Center Ave
Elmside Circle Park
Hudson Ave
Miller Ave
Willard Ave
Lexington Ave
Welch Ave
Oakridge Ave
Lakeland Ave
Schiller Ct
Lakeland-Schiller Triangle Park
Hudson Park
Lake Monona
0 300 600 FEET
1 " = 300 '
1:3,600
N

LEGEND

- SITE PROPERTY BOUNDARY
- GROUNDWATER EXTRACTION WELL
- MONITORING WELL
- MUNICIPAL SUPPLY WELL
- ABANDONED MONITORING WELL
- (7.5) PCE CONCENTRATION [µg/L]
- (--) NOT SAMPLED
- PCE ISOCONCENTRATION CONTOUR (µg/L, DASHED WHERE INFERRED)

NOTES

1. BASE MAP FROM ESRI, "WORLD TOPOGRAPHIC MAP", WEB BASEMAP SERVICE LAYER.
2. THE UPPER WONEWOC FORMATION IS INTERPRETED TO BE FROM APPROXIMATELY 100 -155 FEET BELOW GROUND SURFACE (770 – 715 FEET ABOVE MEAN SEA LEVEL).
3. WELLS SHOWN IN GRAY ARE NOT PART OF THIS GROUNDWATER UNIT.
4. WELLS SAMPLED BETWEEN OCTOBER 12 AND 19, 2021.
5. DATA QUALIFIERS NOT INCLUDED, SEE TABLES OR LABORATORY R EPORTS.

TRC
708 Heartland Trail., Suite 3000
Madison, WI 53717
Phone: 608.826.3600

PROJECT:
MADISON-KIPP CORPORATION
201 WAUBESA STREET
MADISON, WISCONSIN

TITLE:
UPPER WONEWOC FORMATION
TETRACHLOROETHENE (PCE) ISOCONCENTRATIONS
OCTOBER 2021

DRAWN BY:	R. SUEMNICHT
CHECKED BY:	S. SELLWOOD
APPROVED BY:	K. VATER
DATE:	JUNE 2022
PROJ. NO.:	419610
FILE:	419610-032.mxd

FIGURE 11

Plot Date: 6/20/2022, 15:29:37 PM by RSUEMNICHT -- LAYOUT: ANSI B (11"x17")
Path: S:\1-PROJECTS\MadisonKIPPCorp\MadisonWI\419610\419610-033.mxd

Coordinate System: NAD 1983 StatePlane Wisconsin South FIPS 4803 Feet (Foot US)
Map Rotation: 0

TRC - GIS

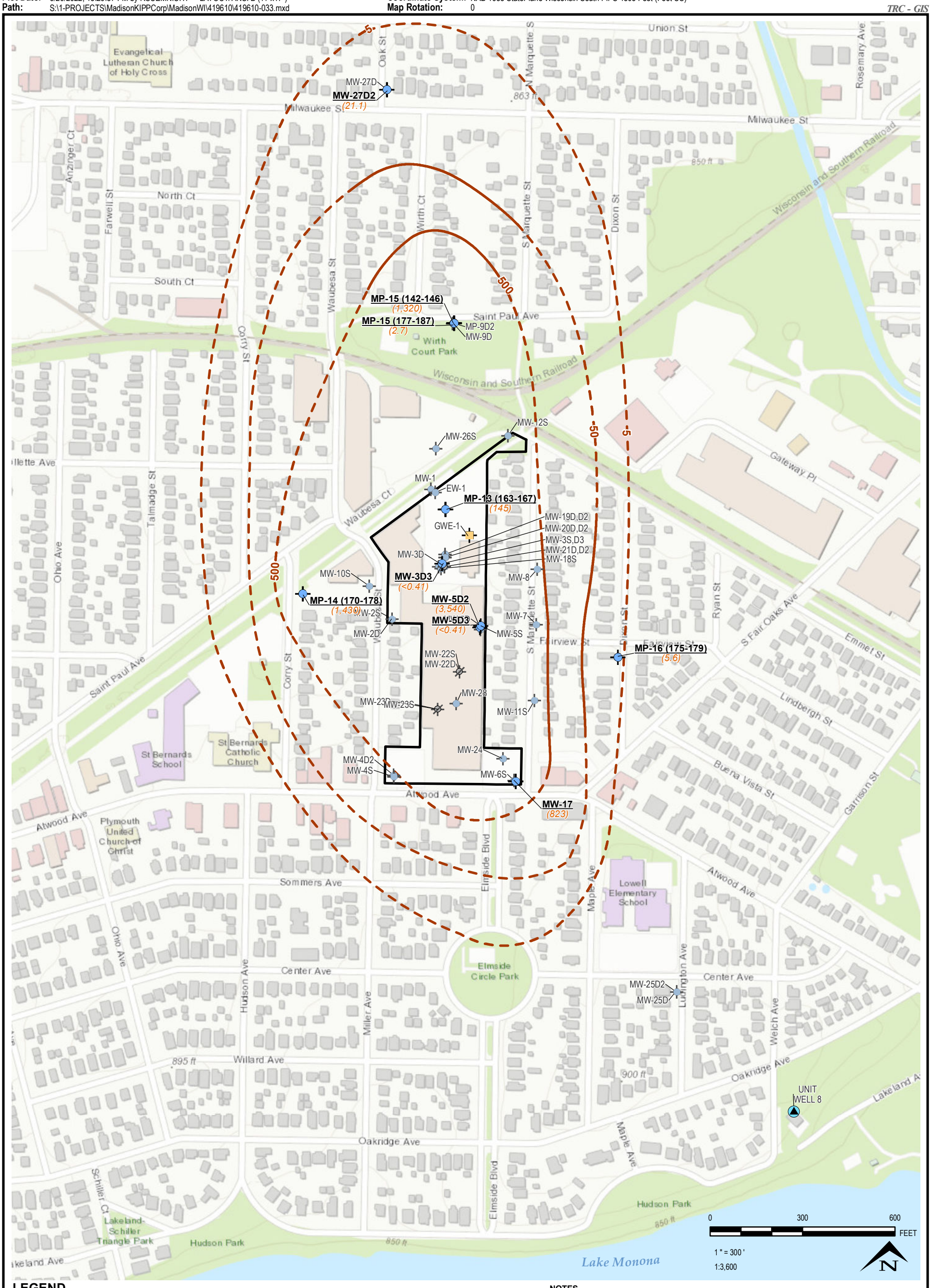

LEGEND

- SITE PROPERTY BOUNDARY
- ABANDONED MONITORING WELL
- MONITORING WELL
- GROUNDWATER EXTRACTION WELL
- MUNICIPAL SUPPLY WELL
- (7.5) PCE CONCENTRATION [µg/L]
- (--) NOT SAMPLED
- PCE ISOCONCENTRATION CONTOUR (µg/L, DASHED WHERE INFERRED)

NOTES

1. BASE MAP FROM ESRI, "WORLD TOPOGRAPHIC MAP", WEB BASEMAP SERVICE LAYER.
2. THE LOWER WONEWOC FORMATION IS INTERPRETED TO BE FROM APPROXIMATELY 155-240 FEET BELOW GROUND SURFACE (715-630 FEET ABOVE MEAN SEA LEVEL).
3. WELLS SHOWN IN GRAY ARE NOT PART OF THIS GROUNDWATER UNIT.
4. WELLS SAMPLED BETWEEN OCTOBER 12 AND 19, 2021.
5. DATA QUALIFIERS NOT INCLUDED, SEE TABLES OR LABORATORY REPORTS.

TRC
708 Heartland Trail., Suite 3000
Madison, WI 53717
Phone: 608.826.3600

PROJECT:
MADISON-KIPP CORPORATION
201 WAUBESA STREET
MADISON, WISCONSIN

TITLE:
LOWER WONEWOC FORMATION
TETRACHLOROETHENE (PCE) ISOCONCENTRATIONS
OCTOBER 2021

DRAWN BY:	R. SUEMNICHT
CHECKED BY:	S. SELLWOOD
APPROVED BY:	K. VATER
DATE:	JUNE 2022
PROJ. NO.:	419610
FILE:	419610-033.mxd

FIGURE 12

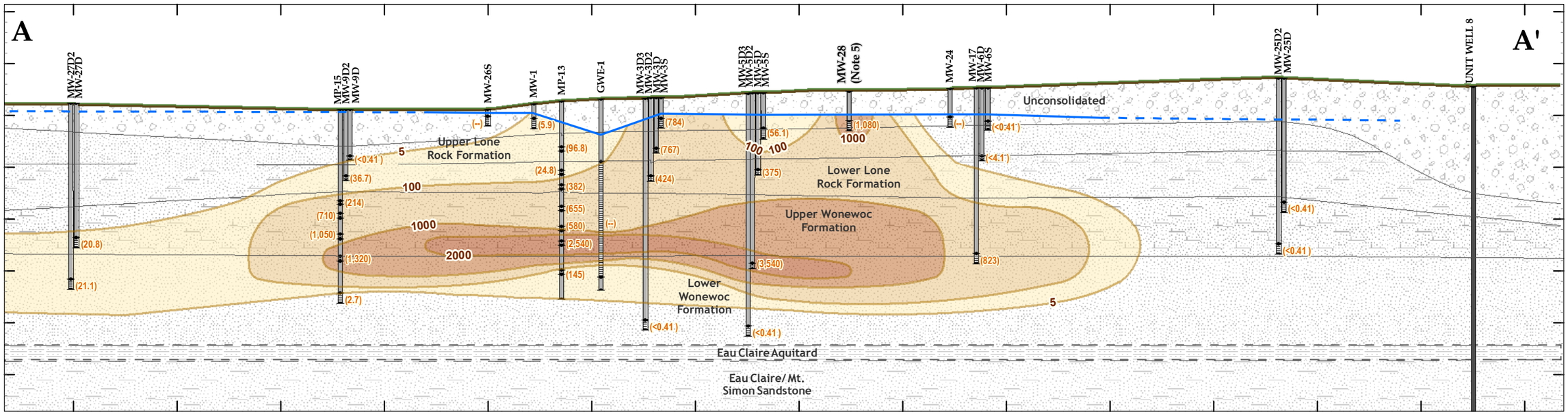

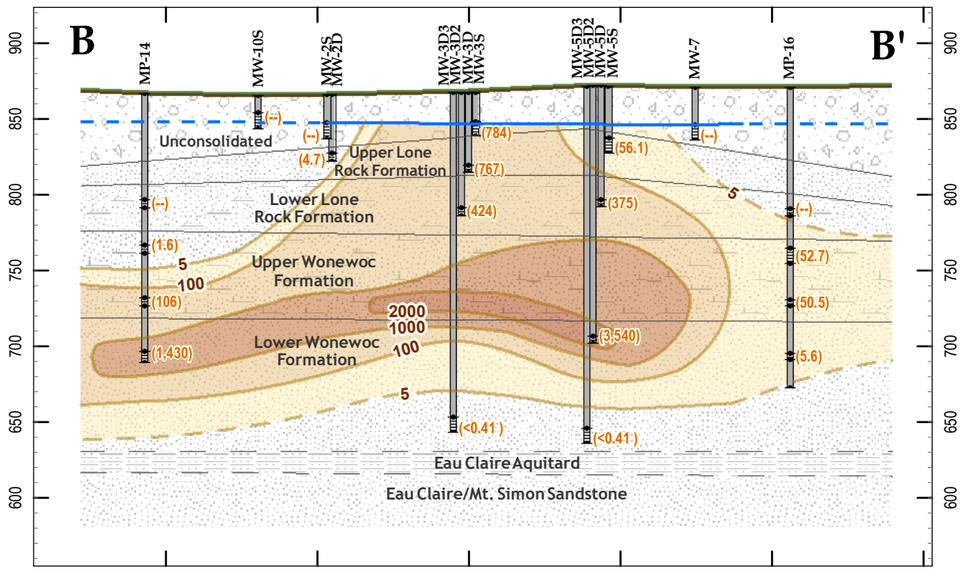

LEGEND

WELL CONSTRUCTION
- WELL RISER
- WELL CASING
- WELL SCREEN

WATER TABLE ELEVATION

(550) PCE CONCENTRATION [µg/L]

(--) NOT SAMPLED

PCE CONCENTRATIONS IN GROUNDWATER (DASHED WHERE INFERRED)
- < 5 µg/L
- 5 - <100 µg/L
- 100 - <1000 µg/L
- 1000 - <2000 µg/L
- >2000 µg/L

NOTES

1. SEE FIGURE 2 FOR PLAN VIEW CROSS SECTION LOCATIONS.
2. FEATURES SHOWN ARE APPROXIMATE
3. DATA QUALIFIERS NOT INCLUDED, SEE TABLES OR LABORATORY REPORTS.
4. WELLS SAMPLED BETWEEN 10/12/2021-10/19/2021.
5. LOCATION OF MW-28 IS PROJECTED BASED ON CROSS-SECTION A-A' SHOWN ON FIGURE 2.
6. MW-10S MEASURED GROUNDWATER DEPTH NOT USED FOR GROUNDWATER ELEVATION CONTOURING.

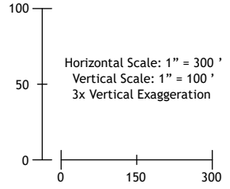

PROJECT:
MADISON-KIPP CORPORATION
201 WAUBESA STREET
MADISON, WISCONSIN

TITLE:
GEOLOGIC CROSS SECTIONS A-A' AND B-B' TETRACHLOROETHENE (PCE) CONCENTRATIONS - OCTOBER 2021

DRAWN BY:	R. SUEMNICHT	PROJ NO.:	419610
CHECKED BY:	S. SELLWOOD		
APPROVED BY:	K. VATER		**FIGURE 13**
DATE:	JUNE 2022		

TRC
708 Heartland Trail, Suite 3000
Madison, WI 53717
Phone: 608.826.3600
www.trcsolutions.com

FILE NO.: 419610-034.mxd

Coordinate System: (None Defined)
Map Rotation: 0

Plot Date: 6/20/2022, 15:30:21 PM by RSUEMNICHT -- LAYOUT:ANSI B(11"x17")
Path: S:\1-PROJECTS\Madison\KIPPCorp\Madison\WI\419610\419610-034.mxd

TRC - GIS

Plot Date: 6/20/2022, 15:31:13 PM by RSUEMNICHT -- LAYOUT: ANSI B (11"x17")
Path: S:\1-PROJECTS\MadisonKIPPCorp\MadisonWI\419610\419610-035.mxd
Coordinate System: NAD 1983 StatePlane Wisconsin South FIPS 4803 Feet (Foot US)
Map Rotation: 0
TRC - GIS

LEGEND

- SITE PROPERTY BOUNDARY
- PARCEL BOUNDARY
- SOIL EXTRACTION WELL
- VAPOR MONITORING POINT
- VAPOR MONITORING POINT (PROPOSED 2018 SAMPLING)
- VAPOR MONITORING POINT (LOST)

NOTES

1. BASE MAP IMAGERY FROM DANE COUNTY, 2020.
2. PARCEL INFORMATION FROM WISCONSIN STATE CARTOGRAPHER'S OFFICE, 2018

0 100 200 FEET

1 " = 100 '

1:1,200

N

TRC
708 Heartland Trail
Suite 3000
Madison, WI 53717
Phone: 608.826.3600

PROJECT:

MADISON-KIPP CORPORATION
201 WAUBESA STREET
MADISON, WISCONSIN

TITLE:

SOIL VAPOR EXTRACTION WELL AND VAPOR MONITORING POINT LOCATION MAP

DRAWN BY:	R. SUEMNICHT
CHECKED BY:	S. SELLWOOD
APPROVED BY:	K. VATER
DATE:	JUNE 2022
PROJ. NO.:	419610
FILE:	419610-035.mxd

FIGURE 14

Plot Date: 6/20/2022, 15:31:59 PM by RSUEMNICHT -- LAYOUT: ANSI B (11"x17")
Path: S:\1-PROJECTS\MadisonKIPPCorp\MadisonWI\419610\419610-036.mxd
Coordinate System: NAD 1983 StatePlane Wisconsin South FIPS 4803 Feet (Foot US)
Map Rotation: 0
TRC - GIS

NOTES

1. MH-4AR REPRESENTS TWO COLLECTION POINTS THAT MERGE INTO ONE DISCHARGE POINT.
2. MH-5AH REPRESENTS A DISCHARGE PIPE LOCATED IN MANHOLE MH-5A, BOTH ABANDONED IN 2017.
3. MH-2W AND THE SECTION OF PIPE BETWEEN MH-2W AND MH-2A WERE ABANDONED IN 2017.
4. BASE MAP IMAGERY FROM DANE COUNTY, 2020.

LEGEND

- SITE PROPERTY BOUNDARY
- ROOF DRAIN INLET
- MANHOLE/CATCH BASIN
- OUTFALL
- S-1 PIPE SECTION
- S-2 PIPE SECTION
- S-3 PIPE SECTION
- S-3-ABANDONED (NOTE 3)
- S-4 PIPE SECTION

0 100 200 FEET

1 " = 100 '
1:1,200

N

TRC
708 Heartland Trail
Suite 3000
Madison, WI 53717
Phone: 608.826.3600

PROJECT:
MADISON-KIPP CORPORATION
201 WAUBESA STREET
MADISON, WISCONSIN

TITLE:
RAIN GARDEN SITE MAP AND STORM SEWER INFRASTRUCTURE

DRAWN BY:	R. SUEMNICHT
CHECKED BY:	S. SELLWOOD
APPROVED BY:	K. VATER
DATE:	JUNE 2022
PROJ. NO.:	419610
FILE:	419610-036.mxd

FIGURE 15

Appendix A: Trend Plots

Trend Plot A.1
Groundwater Extraction System Operation
Cumulative Volatile Organic Compounds (VOCs) Removed
Madison Kipp Corporation
201 Waubesa Street
Madison, Wisconsin

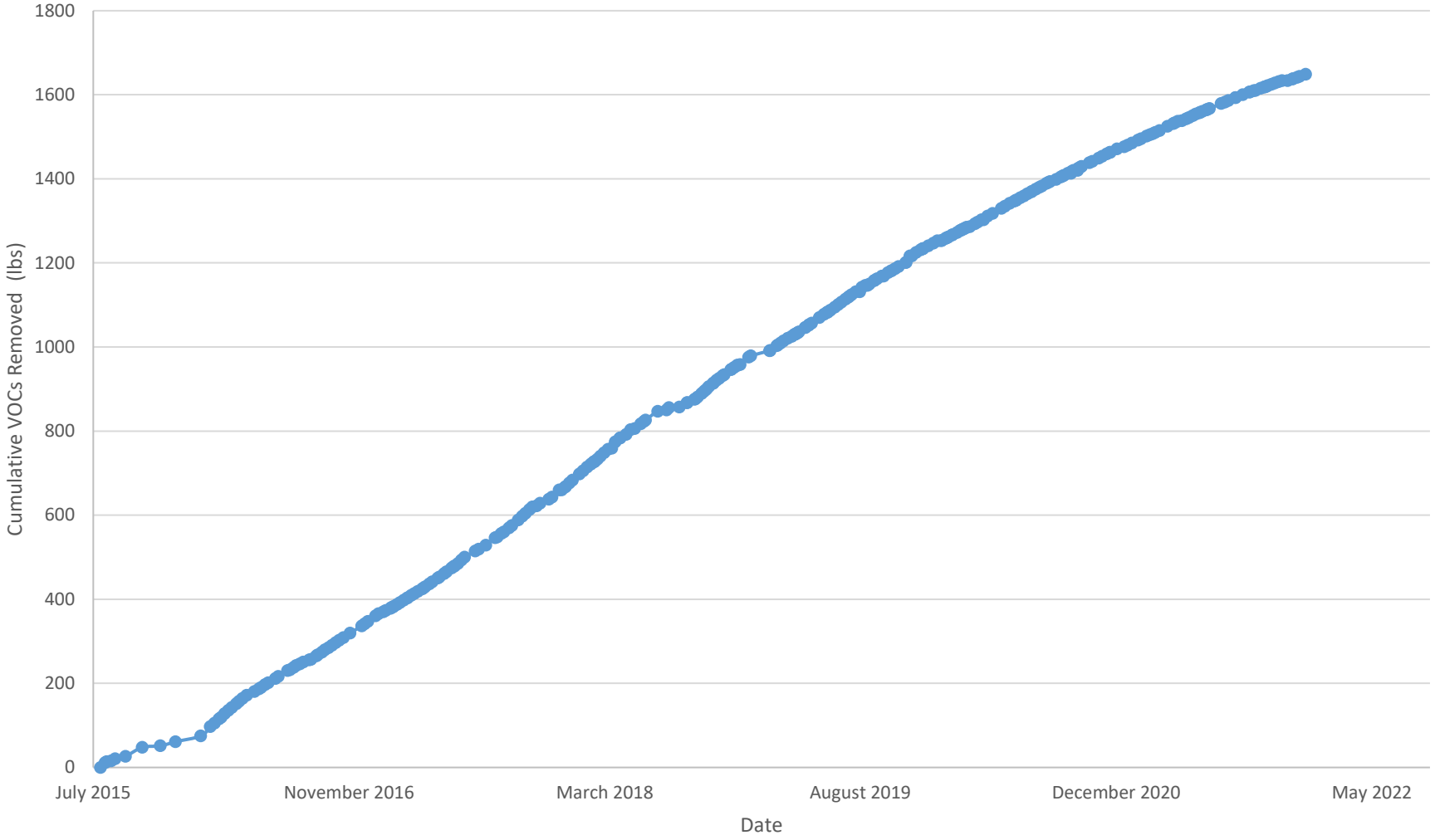

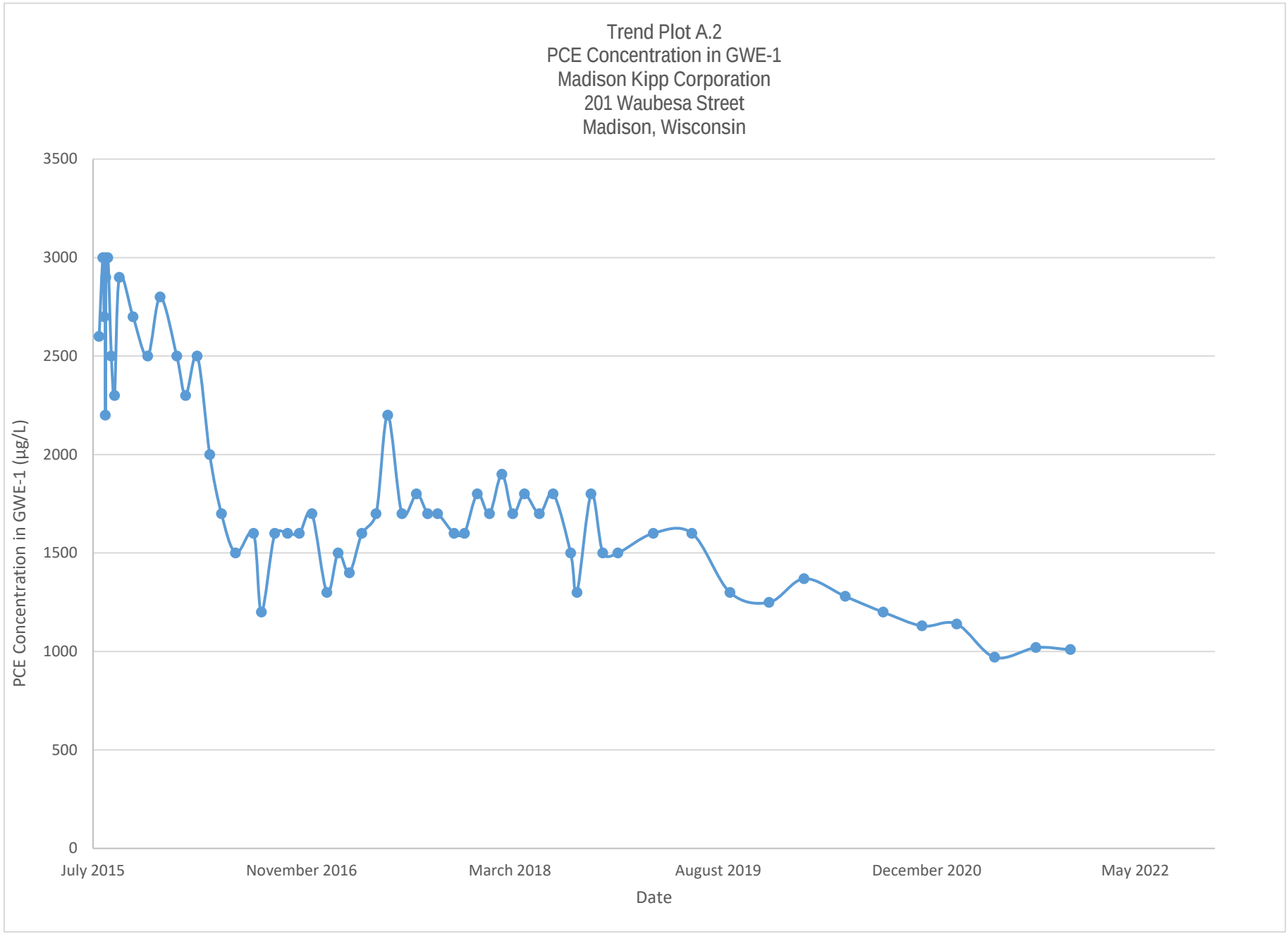

\\madison-vfp\Projects\PROJECTS_Vision\Madison-Kipp\419610_2021\(2) Remedial OM&M\00004 Bi-annual Reporting\2021 Annual Report\Formatted Files\T2_A2.xlsx

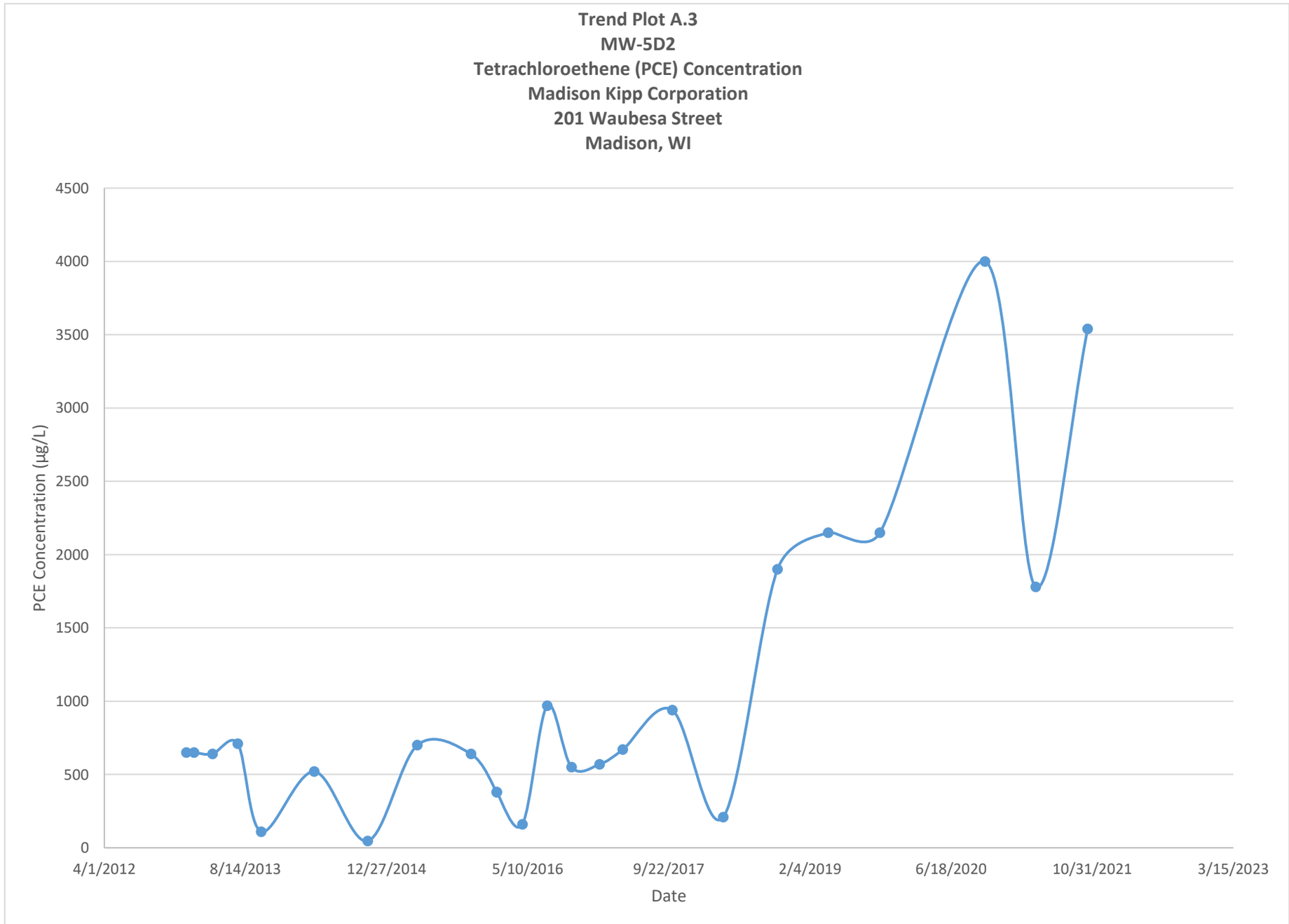
Trend Plot A.3
MW-5D2
Tetrachloroethene (PCE) Concentration
Madison Kipp Corporation
201 Waubesa Street
Madison, WI
PCE Concentration (µg/L)
4500
4000
3500
3000
2500
2000
1500
1000
500
0
4/1/2012
8/14/2013
12/27/2014
5/10/2016
9/22/2017
2/4/2019
6/18/2020
10/31/2021
3/15/2023
Date

Appendix B: Remediation Site Operation, Maintenance, Monitoring, and Optimization Report Form 4400-194

State of Wisconsin
Department of Natural Resources
PO Box 7921, Madison WI 53707-7921
dnr.wi.gov

Remediation Site Operation, Maintenance, Monitoring & Optimization Report

GENERAL INSTRUCTIONS, PURPOSE AND APPLICABILITY OF THIS FORM:

Completion of the applicable portions of this form is required under Wis. Admin. Code § NR 724.13(3). Failure to submit this form as required is a violation of that rule section and is subject to the penalties in Wis. Stats. § 292.99. This form must be submitted every six months for remediation projects that report operation and maintenance progress, in accordance with Wis. Admin. Code §. NR 724.13(3). A narrative report or letter containing the equivalent information required in this form may be submitted in lieu of the actual form. Submittal of this form is not a substitute for reporting required by department programs such as Waste Water or Air Management.

Notes:

1. Long-term monitoring results submitted in accordance with Wis. Admin. Code § NR 724.17(3) are required to be submitted within 10 business days of receiving sampling results and are not required to be submitted using this form. However, portions of this form require monitoring data summary information that may be based on information previously submitted in accordance with that section of code.
2. Responsible parties should check with the department Project Manager assigned to the site to determine if this form is required to be submitted at sites responded to under the Federal Comprehensive Environmental Response and Compensation Act (commonly known as Superfund) or an equivalent state-lead response.
3. Responsible parties should check with the department Project Manager assigned to the site to determine if any of the information required in this form may be omitted or changed and should obtain prior written approval for any omissions or changes.
4. Responsible parties are required to report separately on a semi-annual basis under Wis. Admin. Code § NR 700.11(1). Reporting under that provision is through an internet-based form. More information can be found at: http://dnr.wi.gov/topic/Brownfields/documents/regs/NR700progreport.pdf.
5. Personally identifiable information on this form is not intended to be used for any other purpose than tracking progress of the remediation by Remediation and Redevelopment Program. Personal information collected will be used for administrative purposes and may be provided to requesters to the extent required by Wisconsin's Open Records Law (Wis. Stats. §§ 19.31–19.39).

Section GI - General Site Information

A. General Information

1. Site name: Madison-Kipp Corporation

2. Reporting period from:	To:	Days in period:
07/01/2021	12/31/2021	184

3. Regulatory agency (enter DNR, DATCP and/or other)	4. BRRTS ID No. (2 digit program-2 digit county-6 digit site specific)
DNR	02-13-558625

5. Site location

Region	County	Address
South Central Region	Dane	201 Waubesa Street

Municipality name ◉ City ○ Town ○ Village	Township	Range ◉E ○W	Section	¼	¼ ¼
Madison	07 N	10	5	SW	NW

6. Responsible party	7. Consultant
Name: Matt Sill	☐ Select if the following information has changed since the last submittal
Mailing address: 201 Waubesa Street, Madison, WI 53704	Company name: TRC
Phone number: (608) 290-3035	Mailing address: 708 Heartland Trail Suite 3000 Madison, WI 53717
	Phone number: (608) 826-3600

8. Contaminants: VOCs, metals, PCBs

9. Soil types (USCS or USDA): CL, SP, GP

10. Hydraulic conductivity(cm/sec):	11. Average linear velocity of groundwater (ft/yr)
0.08 - 13.2	0.5 - 12.9

12. If soil is treated ex situ, is the treatment location off site? ◯ Yes ◉ No

If yes, give location: Region	County					
Municipality name ◯ City ◯ Town ◯ Village	Township N	Range ◯E ◯W	Section	¼	¼ ¼	

B. Remediation Method

Only submit sections that apply to an individual site. Check all that apply:

- ☒ Groundwater extraction (submit a completed Section GW-1).
- ☐ Free product recovery (submit a completed Section GW-1).
- ☐ In situ air sparging (submit a completed Section GW-2).
- ☐ Groundwater natural attenuation (submit a completed Section GW-3).
- ☐ Other groundwater remediation method (submit a completed Section GW-4).
- ☒ Soil venting (including soil vapor extraction building venting and bioventing submit a completed Section IS-1).
- ☐ Soil natural attenuation (submit a completed Section IS-2).
- ☐ Other in situ soil remediation method (submit a completed Section IS-3).
- ☐ Biopiles (submit a completed Section ES-1).
- ☐ Landspreading/thinspreading of petroleum contaminated soil (submit a completed Section ES-2).
- ☐ Other ex situ remediation method (submit a completed Section ES-3).
- ☐ Site is a landfill (submit a completed Section LF-1).

C. General Effectiveness Evaluation for All Active Systems

If the remediation is active (not natural attentuation), complete this subsection.

1. Is the system operating at design rates and specifications? ◯ Yes ◉ No

   If the answer is no, explain whether or not modifications are necessary to achieve the goal that was previously established in design.
   The onsite soil vapor extraction system was temporarily shutdown in October 2018, as approved by the WDNR for evaluation purposes. The GETS system pump rate was adjusted to 40 gpm during the SVE shutdown period. In addition, due to pump P-103 operation limitations the flow rate was adjusted to between 32 and 35 as need until a new pump could be installed.

2. Are modifications to the system warranted to improve effectiveness ◯ Yes ◉ No

   If yes, explain:

3. Is natural attenuation an effective low cost option at this time? ◯ Yes ◉ No
4. Is closure sampling warranted at this time? ◯ Yes ◉ No
5. Are there any modifications that can be made to the remediation to improve cost effectiveness? ◉ Yes ◯ No

   If yes, explain:
   The onsite soil vapor extraction system is currently being evaluated for continued operation. The system as approved by the WDNR was temporarily shutdown in October 2018.

D. Economic and Cost Data to Date

1. Total investigation cost:
2. Implementation costs (design, capital and installation costs, excluding investigation costs:
3. Total costs during the previous reporting period:
4. Total costs during this reporting period:
5. Total anticipated costs for the next reporting period:
6. Are any unusual or one-time costs listed in the reporting periods covered by D.3., D.4. or D.5. above? ◯ Yes ◯ No
   If yes, explain:
7. If closure is anticipated within 12 months, estimated costs for project closeout:

E. Name(s), Signature(s) and Date of Person(s) Submitting Form

Legibly print name, date and sign. Only persons qualified to submit reports under ch. NR 712 Wis. Adm. Code are to sign this form for sites with any ongoing active remediation, monitoring or an investigation. Other persons may sign this form for sites with no response activities during the six month reporting period.

Registered Professional Engineers:

I hereby certify that I am a registered professional engineer in the State of Wisconsin, registered in accordance with the requirements of ch. A-E 4, Wis. Adm. Code; that this document has been prepared in accordance with the rules of Professional Conduct in ch. A-E 8, Wis. Adm. Code; and that, to the best of my knowledge, all information contained in this document is correct and the document was prepared in compliance with all applicable requirements in chs. NR 700 to 726, Wis. Adm. Code.

Print name	Title
Andrew Stehn	Senior Project Engineer
Signature 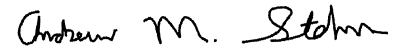	Date 05/18/2022

Hydrogeologists:

I hereby certify that I am a hydrogeologist as that term is defined in s. NR 712.03(1), Wis. Adm. Code, and that, to the best of my knowledge, all information contained in this document is correct and the document was prepared in compliance with all applicable requirements in chs. NR 700 to 726, Wis. Adm. Code.

Print name	Title
Signature	Date

Scientists:

I hereby certify that I am a scientist as that term is defined in s. NR 712.03(3), Wis. Adm. Code, and that, to the best of my knowledge, all information contained in this document is correct and the document was prepared in compliance with all applicable requirements in chs. NR 700 to 726, Wis. Adm. Code.

Print name	Title
Signature	Date

Other Persons:

Print name	Title
Signature	Date

Professional Seal(s), if applicable:





Section GW-1, Groundwater Pump and Treat Systems and Free Product Recovery Systems

A. Groundwater Extraction System Operation:

1. Total number of groundwater extraction wells or trenches available: 1 and the number in use during period: 1

2. Number of days of operation (only list the number of days the system actually operated, if unknown explain:
169

3. System utilization in percent (days of operation divided by reporting time period multiplied by 100). If < 80%, explain:
92%

4. Quantity of groundwater extracted during this time period: 8,775,614 gallons

5. Average groundwater extraction rate: 33 gpm

6. Quantity of dissolved phase contaminants removed during this time period in pounds: 80 lbs

B. Free Product Recovery System Operation

1. Is free product (nonaqueous phase liquid) being recovered at this site? ◯ Yes ◉ No
If yes, explain:

2. Quantity of free product extracted during this time period (enter none if none): _____ gallons

3. Average free product extraction rate: _____ gpm

C. System Effectiveness Evaluation

1. Is a contaminated groundwater plume fully contained in the capture zone? ◉ Yes ◯ No
If no, explain:

2. If free product is present, is the free product fully contained in capture zone? ◯ Yes ◯ No
If no, explain:

3. If free product is present in any wells at the site, but free product was not recovered during reporting period, explain:

4. If free product is not present, determine the single contaminant that requires the greatest percent reduction to achieve ch. NR 140 ES and PAL. Perform this calculation for all contaminants that were present at the site that have ch. NR 140 standards. Use the highest contaminant concentration measured in any sampling points during reporting period. If free product is present, write "FREE PRODUCT" in C.4.a.

a. Contaminant: Tetrachloroethene

b. Percent reduction necessary to reach ch. NR 140 ES and PAL: 99 %

c. Maximum contaminant concentration level in any monitoring well of that contaminant: 3,540 (Oct. 2021) µg/L

d. Maximum contaminant concentration level in any extraction well of that contaminant: 1,020 (September 2021) µg/L

e. If the maximum concentration in a monitoring well is more that one order of magnitude above the concentration measured in an extraction well, explain why the extracted groundwater contamination levels are significantly less than the levels at other locations within the aquifer.

Not applicable

D. Additional Attachments

Attach the following to this form:

- Most recent report to the DNR Wastewater Program, if applicable.
- Groundwater contour map with capture zone indicated.
- Groundwater contaminant distribution map (may be combined with contour map).
- Graph of cumulative contaminant removal, if both free product recovery and ground water extraction are used, provide separate graphs.(Appendix A - Trend Plot A.1)
- Time versus groundwater contaminant concentration graphs for the contaminant listed in C.4.a. (above), as follows:
  -- Graph of contaminant concentrations versus time for each extraction well in use during the period. (Appendix A - Trend Plot A.2) -- Graph of contaminant concentrations versus time for the monitoring well with the greatest level of contamination. (See Appendix A Trend Plot A.3 of the 2021 Annual Report)
- Groundwater contaminant chemistry table. (See Table 7 and Appendix E of the 2021 Annual Report)
- Groundwater elevations table. (See Table 6)
- System operational data table. (See Table 1)

Section GW-2, In Situ Air Sparging Systems

A. In Situ Air Sparging System Operation

1. Number of air injection wells at the site and the number actually in use during the period: _____
2. Number of days of operation (only list the number of days the system actually operated, if unknown explain):

3. System utilization in percent (days of operation divided by reporting time period multiplied by 100). If < 80%, explain:

B. System Effectiveness Evaluation

1. If free product is not present, determine the single contaminant that requires the greatest percent reduction to achieve ch. NR 140 ES and PAL. Perform this calculation for all contaminants that were present at the site that have ch. NR 140 standards. Use the highest contaminant concentration measured in any sampling points during reporting period. If free product is present, write "FREE PRODUCT" in B.1.a.

   a. Contaminant: _____

   b. Percent reduction necessary to reach ch. NR 140 ES and PAL: _____ %

   c. Maximum contaminant concentration level in any monitoring well: _____ µg/L

2. Is there any evidence that air is short circuiting through natural or man-made pathways? ◯ Yes ◯ No
   If yes, explain:

3. Is the size of the plume: ◯ Increasing ◯ Stabalized ◯ Decreasing ?
   If increasing, explain:

C. Additional Attachments

Attach the following to this form:

- Groundwater contour map.
- Groundwater contaminant distribution map (may be combined with contour map).
- When contaminants are aerobically biodegradable, attach a dissolved oxygen in groundwater map (dissolved oxygen may be combined with the contaminant data on a single map).
- Site map with all air injection wells and groundwater monitoring points.
- Graph of contaminant concentrations versus time for the contaminant listed in B.1.a. (above) for the monitoring point with the greatest level of contamination.
- Groundwater contaminant chemistry table.
- Groundwater elevations table.
- System operational data table.

Section GW-3, Natural Attenuation (Passive Bioremediation) in Groundwater

A. Effectiveness Evaluation

1. If free product is not present, determine the single contaminant that requires the greatest percent reduction to achieve ch. NR 140 ES and PAL. Perform this calculation for all contaminants that were present at the site that have ch. NR 140 standards. Use the highest contaminant concentration measured in any sampling points during reporting period. If free product is present, write "FREE PRODUCT" in A.1.a

   a. Contaminant: _____

   b. Percent reduction necessary to reach ch. NR 140 ES and PAL: _____ %

   c. Maximum contaminant concentration level in any monitoring well of that contaminant: _____ µg/L

2. Aquifer parameters:

   a. Hydraulic conductivity: _____ cm/sec

   b. Groundwater average linear velocity: _____ ft/yr

3. Is there a downgradient monitoring well that meets ch. NR 140 standards? ◯ Yes ◯ No

4. Based on water chemistry results, is the plume: ◯ Expanding ◯ Stabalized ◯ Contracting ?

5. If the answer in 4. (above) is "expanding," is natural attenuation still the best option? ◯ Yes ◯ No
   If yes, explain:

6. Biodegradation parameters:

   a. Upgradient (or other site specific background) DO level: _____ µg/L

   b. DO levels in the part of the plume that is most heavily contaminated _____ µg/L

7. Is site closure a viable option within 12 months from the date of this form? ◯ Yes ◯ No

8. Are there any modifications that can improve cost effectiveness? ◯ Yes ◯ No
   If yes, explain:

9. Have groundwater table fluctuations changed the contaminant level trends over time? ◯ Yes ◯ No
   If yes, explain:

10. Has the direction of groundwater flow changed during the reporting period? ◯ Yes ◯ No
    If yes, approximate change in degrees: _____

B. Additional Attachments

Attach the following:

- Groundwater contour map.
- Groundwater contaminant distribution map (may be combined with contour map).
- When contaminants are aerobically biodegradable, attach a dissolved oxygen in groundwater map (dissolved oxygen may be combined with the contaminant data on a single map).
- Graph of contaminant concentrations versus time for the contaminant listed in A.1.a. (above) for the monitoring point with the greatest level of contamination.
  Note: This is the minimum required graph; however, it is recommended that multiple time versus contamination concentration graphs as described in the instructions on page 24 for Natural Attenuation of Groundwater be submitted.
- Graph of contaminant concentrations versus distance.
- Groundwater contaminant chemistry table.
- Groundwater biological parameters.
- Groundwater elevations table.

Section GW-4, Other Groundwater Remediation Methods

A. Effectiveness Evaluation

1. If free product is not present, determine the single contaminant that requires the greatest percent reduction to achieve ch. NR 140 ES and PAL. Perform this calculation for all contaminants that were present at the site that have ch. NR 140 standards. Use the highest contaminant concentration measured in any sampling points during reporting period. If free product is present, write "FREE PRODUCT" in A.1.a.

   a. Contaminant: _____

   b. Percent reduction necessary: _____ %

   c. Maximum contaminant concentration level in any monitoring well: _____ µg/L

2. Is the size of the plume: ◯ Increasing ◯ Stabalized ◯ Decreasing ?

3. Describe the method used to remediate groundwater at the site:

4. List any additional information required by the DNR for this method for this site:

B. Additional Attachments

Attach the following:

- Groundwater contour map.
- Groundwater contaminant distribution map (may be combined with contour map).
- When contaminants are aerobically biodegradable, attach a dissolved oxygen in groundwater map (dissolved oxygen may be combined with the contaminant data on a single map).
- Graph of contaminant concentrations versus time for the contaminant listed in A.1.a. (above) for the monitoring point with the greatest level of contamination.
- Groundwater contaminant chemistry table.
- Groundwater elevations table.
- Any other attachments required by the DNR for this remediation method.

Section IS-1, Soil Venting (Including Soil Vapor Extraction, Building Venting and Bioventing)

A. Soil Venting Operation

Note: This form is not required for building vapor mitigation systems that are installed proactively to protect building occupants/users and are not considered part of ongoing active soil remediation.

1. Number of air extraction wells available and number of wells actually in use during the period: 0

2. Number of days of operation (only list the number of days the system actually operated, if unknown explain):
0, SVE system temporarily shutdown since October 2018 per WDNR approval.

3. System utilization in percent (days of operation divided by reporting time period multiplied by 100). If < 80%, explain:
0

4. Average depth to groundwater: 23.31 (Oct. 2021) ft

B. Building Basement/Subslab Venting System Operation

1. Number of venting points available and number of points actually in use during the period: 0

2. Number of days of operation (only list the number of days the system actually operated, if unknown explain):
0

3. System utilization in percent (days of operation divided by reporting time period multiplied by 100). If < 80%, explain:
0

C. Effectiveness Evaluation

1. Average contaminant removal rate for the entire system: 0 pounds per day

2. Average contaminant removal rate per well or venting point: 0 pounds per day

3. If the average contaminant removal rate is less than one pound per day for the entire system, or if the average contaminant removal rate per well is less than one tenth of a pound per day, evaluate the following:

   a. If contaminants are aerobically biodegradable and confirmation borings have not been drilled in the past year:

      i. Oxygen levels in extracted air: _____ percent

      ii. Methane levels in extracted air (ppm_V) If over 10 ppm_V, explain:

      iii. If methane is not present above 10 ppm_V and if oxygen is greater than 20 percent in extracted air, you should either:
      - Drill confirmation borings during the next reporting period, if the entire site should be considered for closure.
      - Or, perform an in situ respirometry test in a zone of high contamination. Do not perform the test in an air extraction well, use a gas probe or water table well. If a zero order rate of decay based on oxygen depletion is less than 2 mg/kg per day, then you should drill confirmation borings, if the entire site should be considered for closure. If the rate of decay is between 2 and 10 mg/kg, operate for one more reporting period before evaluating further. If the zero order rate of decay is greater than 10 mg/kg total hydrocarbons, continue operating the system in a manner than maximizes aerobic biodegradation.

   b. If contaminants are not aerobically biodegradable and confirmation borings have not been recently drilled during the past year, you should drill confirmation borings during the next reporting period if the entire site should be considered for closure.

   c. If soil borings were drilled during the past year and soil contamination remains above acceptable levels, explain if the system effectiveness can be increased and/or if other options need to be considered to achieve cleanup criteria.

D. Additional Attachments

Attach the following to this form:

- Well and soil sample location map indicating all air extraction wells. If forced air injection wells are also in use, identify those wells. (See Figure 14)
- If water table monitoring wells are present at the site, a map of well locations. (Figure 2)
- Time versus vapor phase contaminant concentration graph. N/A
- Time versus cumulative contaminant removal graph. N/A
- Groundwater elevations table, if water table wells are present at the site; also list screen lengths and elevations. (See Table 6 of the 2021 Annual Report)
- Table of soil contaminant chemistry data. N/A
- Soil gas data, if gas probes are used to monitor subsurface conditions in locations other than where air is extracted. (See Table 17 of the 2019 Annual Report)
- System operational data table. N/A

2019 Annual Report Reference:

TRC Environmental Corporation. 2019. Operations, Monitoring, and Maintenance Annual Report – January 1, 2019 – December 31, 2019, Madison-Kipp Corporation Groundwater and Soil Vapor Extraction Treatment Systems. April 7, 2020.

Section IS-2, Natural Attenuation (Passive Bioremediation) in Soil

A. Effectiveness Evaluation

1. Soil gas information in the soil that is most contaminated from a permanently installed gas probe(s) or water table monitoring well(s).
   a. Hydrocarbon levels: _____ ppm, with an FID
   b. Oxygen levels: _____ percent
   c. Carbon dioxide levels(specify ppm or percent): _____
   d. Methane levels: _____ ppm
2. Soil gas information in background (uncontaminated soil) from permanently installed gas probe(s)or water table monitoring well(s):
   a. Hydrocarbon levels: _____ ppm, with an FID
   b. Oxygen levels: _____ percent
   c. Carbon dioxide levels(specify ppm or percent): _____
   d. Methane levels: _____ ppm
3. List the results of the single boring that had the highest levels of soil contamination during the last round of soil sampling, and the date those samples were collected. Since soil borings are only drilled periodically, list the most recent data even if the data is prior to this reporting period. Since this data is used to assess progress based on the most recent soil sampling event, do not list data from prior sampling events.
   a. Total hydrocarbons (Specify if GRO and/or DRO): _____ µg/kg
   b. Specific compounds (µg/kg):
      i. Benzene: _____ µg/kg
      ii. 1,2 Dichloroethane: _____ µg/kg
      iii. Ethylbenzene: _____ µg/kg
      iv. Toluene: _____ µg/kg
      v. Total xylenes: _____ µg/kg
4. Is there any evidence that contaminants are leaching into groundwater? ◯ Yes ◯ No
   If the answer is yes and if groundwater quality is not being monitored, explain:
5. Is site closure a viable option within 12 months from the date of this form? ◯ Yes ◯ No
6. Are there any modifications that can be made to the remediation to improve cost effectiveness? ◯ Yes ◯ No
   If yes, explain:

B. Additional Attachments

Attach the following to this form:

- Well and soil sample location map.
- Cross sections showing the water table, soil sampling locations, screened intervals for gas probes or water table wells, geologic contacts, and any former excavation boundaries.
- Graphs of contaminant concentrations, oxygen, carbon dioxide and methane levels over time.
- Groundwater elevations table, if water table wells are present at the site.
- Table of soil contaminant chemistry.
- Table of soil gas readings.

Section IS-3, Other In Situ Soil Remediation Methods

A. Effectiveness Evaluation

1. Describe the method used to remediate soil at the site:

2. List all information required by the DNR for this remediation method for this site:

B. Additional Attachments

Attach the following to this form:

- Any other attachments required by the DNR for this remediation method.

Section ES-1, Ex Situ Soil Treatment Using Biopiles

A. Effectiveness Evaluation

1. Volume of soil in the biopile (if multiple biopiles, list number of piles and total volume):

2. Monitoring used to assess progress and verify optimal conditions for biodegradation.
   a. Vapor phase measurements of gases (average of all readings from most recent sampling event):
      i. VOCs by FID: _____ ppm
      ii. Oxygen: _____ percent
      iii. Carbon dioxide: _____ percent
      iv. Methane: _____ ppm
   b. Soil temperature: _____ °F
   c. Soil moisture sensors, if used: _____ percent
3. Treatment amendments added to the soil during construction:
   a. Artificial nutrients, excluding manure.
      i. Types and total pounds added:

      ii. Nitrogen and phosphorous content of the added amendment: _____ percent
   b. Manure: _____ total pounds
   c. Natural organic materials (straw, wood chips, etc.)(type and total pounds):

4. Forced air biopiles only answer the following:
   a. Total air flow rate of the ventilation system: _____ scfm
   b. Average contaminant removal rate: _____ pounds per day
   c. Average biodegradation rate based on oxygen utilization: _____ pounds per day
5. If soil samples have been taken to monitor progress, list results. Only list the most recent results. If none collected enter NA.
   a. Total hydrocarbons. Specify if GRO and/or DRO: _____ µg/kg
   b. Specific compounds (µg/kg):
      i. Benzene: _____ µg/kg
      ii. 1,2 Dichloroethane: _____ µg/kg
      iii. Ethylbenzene: _____ µg/kg
      iv. Toluene: _____ µg/kg
      v. Total xylenes: _____ µg/kg

B. Additional Attachments

Attach the following to this form:

- Figure showing the construction details of the biopile and any sampling locations within the biopile.
- Table of soil contaminant chemistry data.
- Table of operational data.

Section ES-2, Ex Situ Soil Treatment Using Landspreading/Thinspreading

A. Effectiveness Evaluation

1. Method used: ◯ landspreading ◯ thinspreading

Note: For purposes of this form, "landspreading" is the placement of contaminated soil on native topsoil, incorporation of that soil into the native soil and planting crops or other plants on it. The term "thinspreading" refers to placing contaminated soil on an impervious base for aeration.

2. Was any progress monitoring using field screening on soil conducted during this reporting period? ◯ Yes ◯ No

3. If the answer to A.2. (above) is yes:

i. List monitoring method:

ii. List monitoring results:

4. Is there any evidence of soil erosion at the landspreading/thinspreading location? ◯ Yes ◯ No

5. Spreading thickness: _____ inches

6. Type of crop planted (if thinspreading with no crop planted, so state):

7. Confirmation sampling date: _____ Anticipated confirmation sampling date: _____

8. Most recent soil sample results, if soil samples for laboratory analysis have been collected to monitor progress. Only list the highest result of the most recent sampling round. If no samples have been collected, enter NA.

a. Total hydrocarbons. Specify if GRO and/or DRO: _____ µg/kg

b. Specific compounds (µg/kg):

i. Benzene: _____ µg/kg

ii. 1,2 Dichloroethane: _____ µg/kg

iii. Ethylbenzene: _____ µg/kg

iv. Toluene: _____ µg/kg

v. Total xylenes: _____ µg/kg

B. Additional Attachments

Attach the following to this form:

- Map of the landspreading/thinspreading area. If soil samples have been collected, specify locations of samples and dates of sampling.
- Table of soil contaminant chemistry data.
- Table of any field screening results with dates of sample collection.

Section ES-3, Landfills

Note: Reporting forms or reporting requirements in a Department approved Operation and Maintenance Plan for a landfill may take the place of this form.

Specific Inspection Items	Potential Problem Areas	Status	Notes
Perimeter Security Fencing	Broken or missing wood slats, torn chain link fabric, barbed wire, other - list		
Entrance Gate and Locking Mechanism	Lock broken/missing, mechanism inoperative.		
Monitoring Wells and Wellhead Covers	Signs of tampering, casing damaged, lock missing.		
Final Cover Vegetation	Bare spots, stressed vegetation, deep rooted vegetation.		
Final Cover Slope (explain below)	Gullies, lack of vegetation, subsidence, ponding.		
Evidence of Burrowing Animals	Damage to final cover, evidence of waste.		
Stormwater Drainage Channels	Gullies, erosion, debris, culvert blocked.		
Passive Landfill Gas Venting System	Damaged or blocked vent risers, stressed vegetation.		
Active Landfill Gas Extraction System	Damaged or blocked piping, cleanouts, other blower flare, knockouts, etc.		
Leachate Collection System	Pumps, connection piping, collection system piping, extraction wells, collection tanks, tanker truck loading system or sanitary sewer discharge piping.		
Access Road Cover Mowing; Tall Vegetation Removal	Ponding, rutting, erosion, cracked or damaged pavement. Mowing and tall vegetation removal done to specified vegetation.		

Summary of Deficiencies and/or Corrective Actions:

B. Additional Attachments

Attach the following to this form:

- Any photographs documenting problems and maintenance activities.
- Maps, drawings showing site features requiring maintenance.
- Records for leachate pumping/discharge/hauling.
- Records for active gas extraction volumes.

Section INS- 1, Section by Section Instructions and Information

Specific Section by Section Instructions for This Form. The site name and reporting period is listed on every page. Then if the pages are inadvertently separated, that information can be used to determine which pages form the report.

General Site Information

-- A.1. List the name as it appears on the DNR tracking system. If the person filling out the form does not know what the name on the tracking system is, use the name that the DNR used in the most recent correspondence.

-- A.2. The reporting period should be either from January 1 to June 30 or July 1 to December 31 for active systems. For passive systems, use a calendar year basis. If however the report covers a newly installed system, list the actual startup date instead of January 1 or July 1. For new passive systems, use the first date that monitoring data is available as the date of startup.

-- A.3. Enter all regulatory agencies that regulate the site.

-- A.4. This form is a DNR form. For that reason, list the DNR site number. If there are other agencies regulating the site, listing identification numbers for other agencies is also recommended, but not mandatory, unless specified by those other agencies.

-- A.5. If the information listed for the site location is not sufficient information for a person to use to drive to a site (example: no street address in a rural area), also include a map that is sufficient for a person to use to drive to the site. A U.S. G.S. topographic map that shows the site location may be used.

-- A.8. List the contaminants that have at one time exceeded the PALs or Table Values in ch. NR 720. If GRO and/or DRO exceed the ch. NR 720 standards, also list GRO and/or DRO. Do not list other contaminants that have never exceeded state standards at the site. If more room is necessary, write "SEE ATTACHED SHEETS" and list all contaminants on a separate sheet.

-- A.9. List the predominant soil types that are contaminated. If there is both contaminated soil and groundwater at the site, list soil types both above and below the water table. If only some soil is contaminated, do not list the soil types that are uncontaminated. If the site soils meet soil cleanup criteria, but groundwater is contaminated, so state that. Specify if the USCS or USDA system is used for soil descriptions. This line specifies soil because the vast majority of contaminated sites do not have contaminated bedrock. If bedrock is contaminated, also list that bedrock type.

-- A.10. If the groundwater meets ch. NR 140 standards, enter "NA - NO NR 140 EXCEEDANCES". Otherwise, list the estimated hydraulic conductivity and the method used to estimate it (bail-down tests, calculations based on grain size, pumping test, etc.) If the hydraulic conductivity has not been determined, state when the tests are to be conducted. When a number of test results are available, list the range of results and the geometric mean. If however some results have a low level of accuracy and some results have a high level of accuracy, you should only list the most accurate results. See the Section on aquifer testing in the *Guidance on Design, Installation and Operation of Ground Water Extraction and Product Recovery Systems* for more information.

-- A.11. If the groundwater meets ch. NR 140 standards, enter "NA - NO NR 140 EXCEEDANCES". Otherwise, enter groundwater average linear velocity as a function of hydraulic conductivity, effective porosity and the groundwater gradient. You should use the geometric mean from A.11. (above) and the most representative value for the gradient at the site. Estimate the effective porosity based on soil types and geologic origin of the soil. If there are reasons to believe that the average liner velocity estimate is less than the actual rate at the site, so state that reason. Secondary porosity effects, flow through submerged utility trenches, widespread contaminant distribution in low permeability soils, etc., are reasons to assume that the actual migration rate is much greater than the predicted average linear velocity. In such cases, you should explain the reasoning for doubting the predicted average linear velocity.

-- A.12. If the information listed for the soil treatment location is not sufficient information for a person to use to drive to a site, also include a map that is sufficient for a person to use to drive to the site. A U.S.G.S. topographic map or a plat map that shows the site location may be used.

-- B. Check all methods used at a site. For example, if groundwater extraction, free product recovery and soil venting are used, check all three methods and submit the additional pages for those methods. If dual-phase or bioslurping are used, these methods extract both air and groundwater, check boxes for and attach additional pages for both soil venting and pump and treat.

-- C. Remediation systems that use any form of enhancement are considered "active" and sites where there are no enhancements of any kind are considered "passive" forms of remediation. For purposes of these forms, natural attenuation (also called naturally occurring bioremediation) is "passive" and all other remediation methods are "active" methods.

-- C.1. Design flow rates refers to flow rates such as gallons per minute extracted by a ground water extraction system, standard cubic feet per minute extracted by a soil venting system, standard cubic feet per minute injected by an in situ air sparging system, etc. If the actual flow rate is within 80 percent of the rate predicted in the design, consider that as meeting the design specification.

-- D. The cost data in this section is used by DNR staff to evaluate whether or not the selected remedy is the most cost effective remedy and whether or not system modifications may be warranted to improve efficiency and/or cost effectiveness. Responsible parties and consultants are encouraged to submit cost information so that DNR staff may assist responsible parties and consultants accomplish environmental cleanups in the most cost effective manner.

Total costs for past costs are all costs to date. This information is for all costs that were incurred to investigate and/or remediate the site. These costs include but are not limited to: consulting labor and supplies, laboratory testing, transportation, equipment, etc. If the consultant does not pass all costs through the consulting firm, the consultant will need to contact their client for other non-consulting costs to determine total costs. Exceptions include costs for attorney fees, accounting, claim assistance in preparing claims to state reimbursement funds, or other indirect expenses that are not essential to remediating the site.

-- D.2. The initial implementation costs are all costs that are incurred to start implementing a remedy at a site. Costs for the investigation however are excluded because those costs are incurred prior to remedy selection. Since costs for treatability and/or pilot testing are used to procure data for remedial design and are specific to different remediation methods, these costs should be included in implementation costs and not investigation costs. Startup or shakedown costs are also considered implementation costs and should not be considered operation and maintenance costs.

-- D.3. Costs for implementation or investigation should not be repeated here or they will be double counted.

-- D.4. Costs for implementation or investigation should not be repeated here or they will be double counted.

-- D.5. Costs for implementation or investigation should not be repeated here or they will be double counted.

-- D.6. Examples of one-time or unusual costs include the following:
- Replacing a burned out motor on a pump.
- Replacement of a well that was destroyed by a snowplow.
- Confirmation sampling to determine if the site meets closeout criteria. This type of cost is considered an unusual cost because this type of sampling is not conducted during most reporting periods.

-- D.7. This estimate of costs is for all costs to close out a site minus the salvage value of any remediation equipment. Pertinent costs include items such as well abandonment, equipment removal from the site, consulting costs associated with these items, etc. Do not include any costs that will not be paid by a state reimbursement fund, such as repaving.

Section GW-1, Groundwater Extraction and Product Recovery

-- A.1. List two numbers, the total number of extraction wells at the site and the number that were in actual use during the period. If all wells were in use, state that on the form.

-- A.2. The number of days of operation are the number of days that the system was actually operated. If the system was shut down for reasons such as: repairs were necessary, piping froze, shut down to provide time for subsurface conditions to equilibrate before sampling, etc., do not list those days as being in operation.

-- A.3. System utilization is a measure of the amount of time that the system operated relative to the amount of time that it could have operated.

-- A.5. The average is for the entire site, not per well or trench. For purposes of determining the average ground water extraction rate, calculate the average based on the total volume of groundwater extracted divided by the time of the reporting period. For example, if the system operated at 10 gallons per minute for one month, the amount of water extracted would be approximately 432,000 gallons. If the reporting period was six months long, then the time period is approximately 260,000 minutes. Therefore, the average flow rate over six months is 432,000 divided by 260,000 minutes for an average flow rate of 1.67 gallons per minute (gpm).

-- A.6. Calculate the total dissolved contaminants removed in pounds. If the estimate is a sum of BTEX and not based on a total hydrocarbon test (GRO and/or DRO), so state that on the form.

-- B.3. The average should be based on the entire site over the entire reporting period. See instructions above for A.5. List the free product recovery rate as gallons per day (gpd), not gallons per minute (gpm).

-- C.1. To answer this question, a thorough evaluation of water levels and chemical analyses in all monitoring points at the site is necessary.

-- C.2. If the capture zone has not been determined mathematically, it will need to be determined to answer this question. See the *Guidance on Design, Installation and Operation of Ground Water Extraction and Product Recovery Systems* for and any recent update or errata sheets for more information on plume capture.

-- C.4. When free product is present, line C.4.a. should state "FREE PRODUCT" and lines C.4.b. through C.4.d. are left blank. Otherwise, complete the following calculations.
There typically are several compounds at most contaminated sites that exceed the standards in ch. NR 140. The purpose of this question is to focus on the single contaminant that requires the most treatment to achieve groundwater quality standards on a percent reduction basis. For example, the most recent round of sampling at an example site demonstrated the highest levels of contaminants were 1,000 µg/L benzene and 1,000 µg/L toluene in the most heavily contaminated monitoring well. The ES and PAL for benzene is 5 µg/L and 0.5 µg/L (respectively) and for toluene the ES and PAL is 343 µg/L and 68.6 µg/L (ES and PAL data as of August 1995). Therefore the percent reduction to meet the ES and PAL for benzene is 99.5 and 99.95 percent and for toluene it is 65.7 and 93.14 percent. For that reason, the single contaminant that is most critical to reaching state groundwater standards is benzene. Therefore benzene is entered on line a. In this example, 99.5 and 99.95 percent is entered on line b. In this example, 1,000 µg/L is entered on line c. In this example, benzene is the driving factor, therefore enter the maximum benzene level in the single most heavily contaminated extraction well during the most recent sampling period on line d.

-- D. See the generic discussion at the end of the instructions (below) for figures, graphs and tables, starting on page INS-2.

Section GW-2, In Situ Air Sparging

-- B.1. See instructions for Section GW-1, Item C.4.

-- C. See the generic discussion at the end of the instructions (below) for figures, graphs and tables, starting on page INS-2.

Section GW-3, Natural Attenuation in Groundwater

-- A.1. See instructions for Section GW-1, Item C.4.

-- A.2.a. List the estimated hydraulic conductivity that was listed on line A.11 in Section GI-1.

-- A.2.b. List the groundwater average linear velocity that was listed on line A.12 in Section GI-1.

-- A.3. Assess the monitoring well network to determine if there is a down gradient well that has not been impacted by the contaminants. Consider the possibility of a submerged (or diving) plume in that assessment. If all evidence indicates that the plume does not extend to the farthest "clean" downgradient well, indicate "YES" on the form. Otherwise indicate "NO" on the form. If there are not plans to install such a well, explain.

-- A.4. Based on the contaminant distribution, evaluate whether or not the plume is expanding, stabilized, or contracting. When making this determination, consider the contaminant that requires the greatest percent reduction to achieve ch. NR 140 standards.

-- A.5. If the plume is expanding and a justification is necessary, add additional sheets justifying why natural attenuation is still the appropriate remedy. If it is not, further describe in the explanation the plans to use a different remedy.

-- A.6.a. Enter the upgradient dissolved oxygen (DO) level(s). If however there are contaminants measured in the upgradient well, it is not a true background measurement. In that case enter "UNKNOWN" on the form.

-- A.6.b. Enter the range of DO values measured in wells within the plume.

-- B. See the generic discussion at the end of the instructions (below) for figures, graphs and tables, starting on page INS-2.

Section GW-4, Other Groundwater Remediation Methods

-- A.1. See instructions for Section GW-1, Item C.4.
-- A.2. Self explanatory.
-- A.3-4. Enter the information specified by the DNR for this method at this site.

Section IS-1, Soil Venting (Including both Soil Vapor Extraction and Bioventing)

-- B.3. This subsection is used as a trigger for determining if the system requires an evaluation for future activities, such as improvements, converting the site to monitoring for natural attenuation, closure, etc. If an in situ respiration test must be performed, see Hinchee, R.E. and Ong, S.K. 1992. A Rapid In Situ Respiration Test for Measuring Aerobic Biodegradation Rates of Hydrocarbons in Soil. *Journal of the Air and Waste Management Association.* Volume 42, Number 10. Pages 1305 to 1312 for general procedures. For a discussion of methane monitoring, see the instructions for Section IS-2, item A.1.d., below. If the contaminant extraction rate in B.3. is greater than the trigger levels, leave lines B.3.a.i. and B.3.a.ii. blank.

-- C. See the generic discussion at the end of the instructions (below) for figures, graphs and tables, starting on page INS-2.

Section IS-2, Natural Attenuation in Soil

-- A.1. This data is used to assess subsurface conditions based on soil gas data. Whenever possible, a permanently installed gas probe should be used. If at all possible, the gas probe should be located in the part of the site that is most heavily contaminated, since that is the part of the site that is likely to take the longest amount of time to meet ch. NR 720 standards. Water table wells that have screen exposed above the water table are also good measuring points. When installing permanent gas probes, you should install the screen deep enough that a true measure of the most heavily contaminated soil is possible, but install the screen shallow enough to assure that it is not submerged by groundwater table fluctuations. In some situations where the depth of contamination is variable, consideration should be given to using nested gas probes instead of only using probes at a single depth. Measuring points that should not be used include temporary gas probes because these points are less repeatable from one monitoring event to the next. Also, if there has been an active soil venting system in use at the site, the air extraction wells should not be used because these wells are in locations that have had much more aggressive treatment than the rest of the site.

-- A.1.a. A flame ionization detector (FID) is specified instead of a photo ionization detector (PID) because PIDs often read inaccurately in moist oxygen deficient/carbon dioxide rich atmospheres. Also, PIDs do not detect some petroleum compounds.

-- A.1.d. Methane readings are used to measure for anaerobic conditions. When the original product that is lost is a refined petroleum product (not crude oil), there should not be any methane within the product. Methane however may be produced under very anaerobic conditions. Any method may be used for measuring methane provided that the detection limit is less than a few ppm_V. One convenient method is to use an FID that is equipped with a granular activated carbon filter to filter out non-methane components. Some instrument manufacturers make these filters available as options. In some cases an FID will flame out due to an oxygen deficiency. Some instrument manufacturers offer a dilution device as an accessory that is designed to prevent flameouts and also raises the upper limit of measurement to 10,000 ppm_V or higher. If the meter "pegs" at 10,000 ppm_V (or one percent), enter ">10,000 ppm_V."

-- A.2. The background monitoring point is predominantly used to measure natural oxygen and carbon dioxide levels in soil over time. For this reason, the background monitoring point should be reasonably close to the site, but not so close that the conditions are no longer representative. Considerable variations over time can occur, this background point should be measured during every sample event. Considerations for determining if a background point is representative include:
- If an on-site background point has minor levels of VOCs in it due to gas phase diffusion, that is acceptable, but if the levels are high, it may not be representative of true background conditions.
- Background oxygen and carbon dioxide levels vary with soil type and natural organic carbon content. For this reason, if at all possible, the soil types should be identical within the screened interval of all gas probes.
- The same depths should be used for all gas probes to allow comparison from one location to the next. If the depth to water varies greatly across the site, a certain amount of confusion in the data is likely. In this case, use professional judgement to provide the best data possible at a reasonable cost.

-- A.3. Enter this data for petroleum fuel sites. For other sites, provide the data that is most appropriate for the situation.

-- B. Cross sections are self explanatory, see the generic discussion at the end of the instructions (below) for other attachments.

Section IS-3, Other In Situ Soil Treatment Methods

-- A.2. Enter the information specified by the DNR for this method at this site.

Section ES-1, Ex Situ Soil Treatment Using Biopiles

-- A.3.a. The term "artificial nutrients" essentially means agricultural fertilizers or any other fertilizer products.

-- A.3.a.i. The types of fertilizers that are added should be listed here by chemical names, not by vendor trade names.

-- A.3.a.ii. List nitrogen content as N, list phosphorous content as phosphoric acid (P_2O_5). Note: Fertilizer ratings are based not on actual content of N, P and K, but on nitrogen (as N), phosphorous (as P_2O_5) and potassium (as K_2O).

-- A.4.c. See example calculations at the end of this set of instructions.

-- A.5. Enter this data for petroleum fuel sites. For other sites, provide the data that is most appropriate for the situation.

-- B. The figure is self explanatory. See the generic discussion at the end of the instructions (below) for instructions for the tables.

Section ES-2, Ex Situ Soil Treatment Using Landspreading/Thinspreading

-- B. A map to scale of the landspreading location including and landmarks or benchmarks. When samples have been collected, the distances to any landmarks or benchmarks should be indicated.

Section ES-3, Other Ex Situ Soil Treatment Methods

-- A.2. Enter the information specified by the DNR for this method at this site.

Section INS- 2, Figures, Graphs and Tables

When figures and graphs are specified, they should at a minimum contain the following information, or an explanation as to why the information is not necessary.

Maps. All maps should include the applicable information specified in s. NR 724.11(6), Wis. Adm. Code. In most cases, all information can be combined into a single map. There are times that a single map will have so much data that it is essentially unreadable. The consultant should use professional judgement when determining if a single map or multiple maps best portray the information necessary.

- Groundwater Contour Map Guidelines.

  -- List groundwater elevations for each measuring point on the map.
  -- Use the most recent data available.
  -- For water table maps, do not use data from deeper piezometers. If piezometer data is shown, use a different symbol for the piezometers than used for water table wells.
  -- If any wells are dry, indicate that on the map.
  -- If free product is present at site, shade the area where free product is estimated to be present.
  -- If groundwater is extracted with a pump and treat system, also denote plume capture zone.
  -- If in situ air sparging or soil venting is in use, specify on the map if the system was operating or shut down during the water level measurements. See the Subsection on water table maps in the *Guidance on Design, Installation and Operation of Ground Water Extraction and Product Recovery Systems* for more information on this topic.

- Groundwater Contaminant Distribution Map Guidelines.

  -- Only contaminants that exceed the ch. NR 140 ES or PAL should be shown on the map. When contaminants are above the PAL or ES at some data points and below the PAL or ES at other data points, list the data for all locations to portray which areas of the site meet ch. NR 140 groundwater quality standards.
  -- If a well is not sampled due to the presence of free product indicate "FREE PRODUCT" at those data points.
  -- If more than five contaminants exceed ch. NR 140 ES, only the five contaminants that require the greatest percent reduction to achieve ch. NR 140 ES or PAL should be shown on the map.
  -- Drawing isoconcentration lines is optional, unless specified for the site on a site specific basis.
  -- If the contamination has crossed the property line, that property line should be clearly denoted on the map.
  -- If in situ air sparging is used, water samples from ch. NR 141 type monitoring wells may not represent aquifer water quality as a whole. For that reason, groundwater data should be obtained from driven probes with no filter pack. If there are no driven probes and conventional ch. NR 141 monitoring wells are used, shut down the air injection system at least two weeks prior to collecting groundwater samples. See the *Guidance on Design, Installation and Operation of In Situ Air Sparging Systems* and the August 1995 update sheets for more information on this topic.

- Dissolved Oxygen Map Guidelines.

  -- Dissolved oxygen data may be shown on the contaminant concentration graphs or on a separate graph.
  -- Dissolved oxygen maps are optional for ground water extraction and product recovery systems.
  -- When in situ air sparging is used, monitoring points may not represent aquifer water quality as a whole. For that reason, groundwater data should be obtained from driven probes with no filter pack. If there are no driven probes and conventional ch. NR 141 monitoring wells are used, shut down the air injection system at least two weeks prior to collecting groundwater samples for DO. See the *Guidance on Design, Installation and Operation of In Situ Air Sparging Systems* and the August 1995 update sheets for more information on this topic.

- Well and Soil Sample Location Map Guidelines. Well and sample location maps for all methods should clearly indicate the location(s) of the release or the area where soil contamination historically has been highest. Also, if part of the contamination has been excavated, the pit boundaries.

  The recommended documentation for each remedial method is as follows:

  -- Groundwater Extraction and Product Recovery - separate well location maps should not be provided, instead the wells should be indicated on the groundwater contour and contaminant distribution maps.
  -- In Situ Air Sparging - the map should indicate all air injection wells, soil venting extraction wells, and all groundwater monitoring points.

Maps (Continued).

-- Natural Attenuation in Groundwater - separate well location maps should not be provided, instead the wells should be indicated on the groundwater contour maps.
-- Soil Venting - indicate all air extraction wells. If any gas probes are used to assess subsurface conditions in either contaminated zones or background locations, also indicate those data points with a different symbol. If soil samples have been collected recently to track progress, indicate those locations with the date of sampling noted on the map.
-- Natural Attenuation in Soil - show all monitoring points. Indicate which data points are background measuring points. If soil samples have been collected recently to track progress, indicate those locations with the date of sampling noted on the map. If the site was previously treated by soil venting, the locations of former air extraction wells should also be shown since these are areas where aggressive treatment has been applied. Also show area(s) of paved and unpaved ground surface. If pavement is significantly broken to allow significant water infiltration and air diffusion, map that area as broken pavement.

Graphs. All graphs that show time versus contaminant concentration or cumulative contaminant removal should be based on total time, not only operation time. All graphs that denote cumulative removal should use pounds of contaminant removed. Graphs should accurately show the time period(s) when the system was not operating. Plot time on the X axis, concentration or cumulative removal data on the Y axis.

- Time Versus Cumulative Removal. The recommended documentation for each remedial method is as follows:

  -- Groundwater Extraction and Product Recovery - separate graphs should be used for free product recovery and dissolved phase recovery. A single graph for each phase is adequate, per well graphs are only necessary when specified by the Department on a site specific basis.
  -- In Situ Air Sparging - no graph is necessary (removal data is shown on the graphs for the soil venting system).
  -- Natural Attenuation in Groundwater - no graph is necessary.
  -- Soil Venting - provide a graph of cumulative removal for total VOCs for the total system.
  -- Natural Attenuation in Soil - no graph is necessary.
  -- Ex Situ Soil Treatment Using Biopiles - Provide two graphs, one showing cumulative removal of total VOCs and a second graph showing total contaminant biodegradation over time.
  -- Ex Situ Soil Treatment Using Landspreading/Thinspreading - no graphs are needed.

- Time Versus Contamination Concentration Graphs. Create graphs with contamination level on the y axis (semilog scale) and time on the x axis (linear scale). If free product is present, time versus contamination concentration graphs are not necessary.

  The recommended documentation for each remedial method is as follows:

  -- Groundwater Extraction and Product Recovery - graph the contaminant level over time for the groundwater that is extracted by the extraction system. List all compounds that exceed ch. NR 140 ES or PAL. If over five contaminants exceed ch. NR 140 ES or PAL, only list the five contaminants that exceed ch. NR 140 standards by the greatest percent.
  -- In Situ Air Sparging - provide a graph for the single monitoring well that is most heavily contaminated. If over five contaminants exceed ch. NR 140 ES or PAL, only list the five contaminants that exceed ch. NR 140 standards by the greatest percent.
  -- Natural Attenuation in Groundwater - provide a graph for all monitoring wells that contain any compounds that exceed ch. NR 140 standards. If over five contaminants exceed ch. NR 140 ES or PAL, only list the five contaminants that exceed ch. NR 140 standards by the greatest percent.
  -- Soil Venting - provide a graph of contaminant concentration over time for the entire system for total VOCs. If any gas probes are used to assess subsurface conditions in either contaminated zones, also provide a graph with the data from the most heavily contaminated gas probe.
  -- Natural Attenuation in Soil - provide a graph of contaminant concentration over time for total vapor phase VOCs as measured with an FID, oxygen, carbon dioxide and methane in an gas probe.
  -- Ex Situ Soil Treatment Using Biopiles - no graph is necessary.
  -- Ex Situ Soil Treatment Using Landspreading/Thinspreading - no graphs are needed.

Graphs (Continued).

- Graph of Contaminant Concentrations Versus Distance. If free product is present, a graph of contaminant concentrations versus distance is not necessary.

  The recommended documentation for each remedial method is as follows:

  -- Groundwater Extraction and Product Recovery - no graph is necessary.
  -- In Situ Air Sparging and Natural Attenuation in Groundwater - plot a graph with distance (on the x axis, linear scale) and contaminant concentrations (y axis, log scale) from the upgradient measurement point to the farthest downgradient data point along the centerline of the plume. List the same contaminants as shown on the Time Versus Contaminant Concentration Graphs. Clearly show the source area on the graph. If free product has been present, label the data points that previously contained free product. For in situ air sparging, see comments above about samples collected from conventional monitoring wells with filter packs versus driven probes.

Tables. Whenever possible, data over the life of the project should be listed.

The recommended documentation for each type of table is as follows:

- Groundwater Contaminant Chemistry Data.

  List:
  -- Contamination levels for all contaminants that exceed ch. NR 140 standards.
  -- Dissolved oxygen levels if applicable.
  -- Other biological parameters, if applicable (nitrogen, phosphorous, manganese, sulphate, iron, dissolved methane, redox potential, pH, microbial population size, etc.). See instructions for page GW-3 for more information on these parameters. Also, list the dates the samples were collected and the standard methods used to analyze the samples.

- Groundwater Biological Parameters.

  For natural attenuation in groundwater only, these measurements should be listed (if known) to provide information on biodegradation. This table is not necessary for free product extraction, groundwater extraction or in situ air sparging.

  Provide a table that includes any results of tests conducted for dissolved oxygen, nitrate, manganese, iron, sulphate, methane, redox potential, heterotrophic and/or hydrocarbon degrading microorganism populations. Identify on the table if the monitoring locations are upgradient, side gradient, downgradient, or within the plume, dates of sampling, and the analytical methods used for those parameters. Include all data for the life of the project. Since some of these tests are only conducted once, or periodically - enter "NS" in the table for not sampled for any parameters that were not sampled during a particular round of sampling.

  When asked to list the standard methods, list the method if a standard method exists. There are however some tests (for example dissolved methane) where there are no official standard laboratory or field methods. In this case the laboratory will have to create their own standard procedures. In these cases list the name of the laboratory and that laboratory's name for that test.

  Specific considerations for each parameter are as follows:

  -- Dissolved oxygen (mg/L). The most efficient mechanism for natural or enhanced biodegradation of petroleum compounds is aerobic biodegradation.
  -- Nitrate (mg/L as N). Nitrate (NO_3^{-1}) is a potential electron acceptor for denitrification and also serves as a nutrient for heterotrophic microbial populations to enhance aerobic biodegradation. Decreasing nitrate levels from background wells to wells within the plume are an indication of either aerobic or anaerobic biodegradation.
  -- Manganese as Mn^{+2} (mg/L). Manganese as Mn^{+4} is converted to soluble manganese as Mn^{+2} under anaerobic biodegradation. For this reason, total manganese analysis is not appropriate, only soluble manganese as Mn^{+2}. When the levels of soluble manganese are higher in wells within the plume than in background wells, that is an indication of anaerobic biodegradation.
  -- Iron as Fe^{+2} (mg/L). Iron as Fe^{+3} is converted to soluble iron as Fe^{+2} under anaerobic biodegradation. For this reason, total iron analysis is not appropriate, only soluble iron as Fe^{+2}. When the levels of soluble iron are higher in wells within the plume than in background wells, that is an indication of anaerobic biodegradation.

Tables (Continued).

-- Dissolved sulphate (SO_4^{-2}, mg/L). Sulphate (SO_4^{-2}) is a potential electron acceptor. Decreasing sulphate levels from background wells to wells within the plume are an indication of anaerobic biodegradation.
-- Dissolved methane (mg/L). Methane is produced under anaerobic conditions. Since background methane levels can usually be assumed to be zero, in most cases only measurements within the plume are used. Exceptions are when the natural soils have very high levels of TOC (for example peat), background methane levels are also warranted. When the contaminant is crude oil instead of a refined petroleum product, methane measurements may however cause erratic results. Significant amounts of methane may be created when other electron acceptors (NO_3^{-1}, Mn^{+4}, Fe^{+3} and SO_4^{-2}) are exhausted. For this reason, significant levels of methane are indicative of very very anaerobic conditions.
-- Redox potential (millivolts, include + or - sign). Redox potential is another measure of the level of aerobic/anaerobic conditions, however it is a much more sensitive measurement than DO at very low levels of DO.
-- Heterotrophic and hydrocarbon degrading microorganism populations (CFU/mL). Heterotrophic and specific hydrocarbon degrader population sizes should be listed for both background locations and locations within the plume, if there is information available. There is disagreement by many of the experts within the field as to the merits of sampling for this parameter. Refer to other DNR guidance documents on natural attenuation (or passive bioremediation) for more information on this topic.

- Soil Gas Data.

The recommended documentation for each remedial method is as follows:

-- When natural attenuation in soil is used, provide a graph of all soil gas readings over time for every data point.
-- When soil venting is used, if a gas probe is used to assess subsurface conditions over time in a location where air is not extracted, provide that data in a table.

- System Operational Data.

The recommended documentation for each remedial method is as follows:

-- Groundwater Extraction and Product Recovery:

◦ Well by well flow rates in gpm for each extraction well. If a well is off line, list flow rate as "ZERO." Clearly denote on the table periods of system shutdown.

-- In Situ Air Sparging:

◦ Air pressure and injection flow rates in scfm for each well. If a well is off line, list flow rate as "ZERO." Clearly denote on the table periods of system shutdown.

-- Natural Attenuation in Groundwater - no table needed.

-- Soil Venting:

◦ Vacuum readings and extraction rates in scfm for each well. If a well is off line, list flow rate as "ZERO." Clearly denote on the table periods of system shutdown.
◦ Air concentrations in ppm_V or in mg/L for total VOCs.
◦ Total system contaminants removed in pounds and the pounds per day removal rate.

-- Natural Attenuation in Soil - no table needed.

Tables (Continued).

-- Ex Situ Soil Treatment Using Biopiles:

- If forced air ventilation is used:
  - System extraction rates in scfm.
  - Air concentrations in ppm_V for total VOCs.
  - Total system contaminants removed in pounds and the pounds per day removal rate.
  - Temperature.
- If passive ventilation is used, a table of temperatures.

-- Ex Situ Soil Treatment Using Landspreading/Thinspreading - no table is needed.

Acronyms and Abbreviations:

CFU/mL	colony forming units per milliliter
cm/sec	centimeters per second
DATCP	Department of Agriculture, Trade and Consumer Protection
DCOM	Department of Commerce
DNR	Department of Natural Resources
DO	Dissolved Oxygen
DRO	Diesel Range Organics
ES	Enforcement Standards in NR 140
FID	Flame Ionization Detector
ft/yr	feet per year
gpd	gallons per day
gpm	gallons per minute
GRO	Gasoline Rage Organics
mg/kg	milligrams per kilogram
mg/L	milligrams per liter
NR	prefix for rules established by the DNR
P.E.	Registered Professional Engineer
P.G.	Registered Professional Geologist
PAL	Preventative Action Limit in NR 140
PECFA	the state sponsored cleanup fund for certain petroleum contaminated sites
ppm_V	parts per million by volume (vapor phase only)
scfm	standard cubic feet per minute
TOC	Total Organic Carbon
USCS	Unified Soil Classification System
USDA	United States Department of Agriculture
µg/kg	micrograms per kilogram
µg/mL	micrograms per milliliter
VOC	Volatile Organic Compounds
Y/N	Yes or No

Section INS-3, Example Calculations for Determining the Biodegradation Rate on Forced Air Biopiles

Important Note: This page uses a nonproportional font and characters that are unique to WordPerfect. If the user received this document electronically, this page may need to be converted to a different font for the formulas to print correctly. The original font used for this page was prestige elite with 16.67 characters per inch.

Assumptions:

- The measurements at the stack are as follows:
  - -- Average flow rate is 20 scfm.
  - -- Average oxygen level extracted from biopile is 14.0 percent by volume.
  - -- Average carbon dioxide level extracted from biopile is 3.5 percent by volume or 35,000 ppm_V.
- Atmospheric air contains 21 percent oxygen by volume and 400 ppm_V (or 0.04 percent) carbon dioxide. (Note: On each site visit, the consultant should check atmospheric air to assure that the instrument is spanned correctly.)
- Atmospheric air weight 0.0763 pounds per cubic foot at standard temperature and pressure (Gibbs, 1971).
- Average molecular weight of air is 28.97 (Gibbs, 1971) which is rounded off to 29, molecular weight of O_2 is 32, molecular weight of CO_2 is 44.
- For every pound of contaminants biodegraded, 3.3 pounds of oxygen is utilized and up to 3.2 pounds of carbon dioxide is generated.
  - -- The stoichiometry of aerobic benzene biodegradation can be described as follows:

    $$C_6H_6 + 7.5\ O_2 \text{ -- -- --> } 6\ CO_2 + 3\ H_2O$$

    Based on this, benzene biodegradation requires that 3.07 pounds of oxygen are utilized to fully oxidize one pound of benzene, assuming no electron acceptors other than oxygen are used. Assuming no biomass is produced and no geochemical reactions consume carbon dioxide, 3.38 pounds of carbon dioxide is generated from one pound of benzene.
  - -- The stoichiometry of aerobic hexane biodegradation can be described as follows:

    $$C_6H_{14} + 9.5\ O_2 \text{ -- -- --> } 6\ CO_2 + 7\ H_2O$$

    Based on the above assumptions, hexane biodegradation requires 3.52 pounds of oxygen and generates up to 3.06 pounds of carbon dioxide.

  Other hydrocarbons also require a similar ratio of oxygen for aerobic biodegradation. For purposes of this guidance it is assumed that a pound of petroleum contamination requires 3.3 pounds of oxygen and generates up to 3.2 pounds of carbon dioxide and 1.1 pounds of water in the biodegradation reaction.

Calculations:

Oxygen utilization rate:

$$(0.21 - 0.14) * \frac{32}{29} * 0.0763 \frac{\text{pounds}}{\text{ft}^3} * 20 \frac{\text{ft}^3}{\text{min}} * 60 \frac{\text{min}}{\text{hour}} = 7.07 \frac{\text{pounds}}{\text{hour}}$$

Carbon dioxide production rate:

$$(0.035 - 0.0004) * \frac{44}{29} * 0.0763 \frac{\text{pounds}}{\text{ft}^3} * 20 \frac{\text{ft}^3}{\text{min}} * 60 \frac{\text{min}}{\text{hour}} = 4.81 \frac{\text{pounds}}{\text{hour}}$$

Calculations (Continued):

Biodegradation rate based on oxygen:

7.07 / 3.3 = 2.1 pounds per hour

Biodegradation rate based on carbon dioxide:

4.81 / 3.2 = 1.5 pounds per hour

Since the biodegradation rate is based on oxygen utilization and/or carbon dioxide generation, it is a measure of the overall biodegradation rate of all carbon sources, including natural organic carbon and any organic materials that were added. For this reason, the biodegradation rate is not specific to hydrocarbons and it is likely that the measured biodegradation rate will overestimate the rate of contaminant reduction.

Commonly the measured biodegradation rate based on carbon dioxide generation is less than the rate estimated with oxygen. Because of geochemical interferences and biomass formation, estimates based on carbon dioxide measurements are often low. If however the biodegradation rate estimate based on carbon dioxide is significantly greater than the estimate based on oxygen, it is likely that there is a measurement or calculation error. In this way, the carbon dioxide measurements can be used to double check the oxygen measurements and calculations.

Appendix C: December 2021 WPDES DMR Submittal and Quarterly Laboratory Reports

Wastewater Discharge Monitoring Long Report

For DNR Use Only

Facility Name: MADISON KIPP CORPORATION
Contact Address: 708 Heartland Trail, Suite 3000
Madison, WI 53717
Facility Contact: Andrew Stehn, Project Engineer
Phone Number: 608-826-3665
Reporting Period: 12/01/2021 - 12/31/2021
Form Due Date: 01/21/2022
Permit Number: 0046566

Date Received:	
DOC:	481426
FIN:	7960
FID:	113125320
Region:	South Central Region
Permit Drafter:	Drafter not set
Reviewer:	Maya R Welch
Office:	Milwaukee

	Sample Point	001	001
	Description	Surface Water Discharge	Surface Water Discharge
	Parameter	211	457
	Description	Flow Rate	Suspended Solids, Total
	Units	gpd	mg/L
	Sample Type	ESTIMATED	GRAB
	Frequency	DAILY	PER OCCURNCE
Sample Results	Day 1	46080	
	2	46080	
	3	46080	
	4	46080	
	5	46080	
	6	46080	
	7	46080	
	8	46080	
	9	46080	
	10	46080	
	11	46080	
	12	46080	
	13	46080	
	14	46080	
	15	46080	
	16	46080	
	17	46080	
	18	46080	
	19	46080	
	20	46080	
	21	46080	
	22	46080	
	23	46080	
	24	46080	
	25	46080	
	26	46080	
	27	46080	
	28	46080	
	29	46080	
	30	46080	
	31	46080	

	Sample Point	001	001
	Description	Surface Water Discharge	Surface Water Discharge
	Parameter	211	457
	Description	Flow Rate	Suspended Solids, Total
	Units	gpd	mg/L
Summary Values	**Monthly Avg**	46080	
	Daily Max	46080	
	Daily Min	46080	
Limit(s) in Effect	**Daily Max**		40
QA/QC Information	**LOD**		
	LOQ		
	QC Exceedance	N	N
	Lab Certification		

Footnotes (DNR Use Only; Instructions for completing this form that are unique for your facility may be displayed here.)

General Remarks

The GETS is operating at 32 gpm until a replacement P-103 pump arrives and is installed.

Laboratory Quality Control Comments

Submitted by bwachholz1 on 01/21/2022 2:32:59 PM

Wastewater Discharge Monitoring Short Report

For DNR Use Only

Facility Name : MADISON KIPP CORPORATION
Contact Address : 708 Heartland Trail, Suite 3000
Madison, WI 53717
Facility Contact : Andrew Stehn, Project Engineer
Phone Number : 608-826-3665
Reporting Period : 10/01/2021 - 12/31/2021
Form Due Date : 01/21/2022
Permit Number : **0046566**

Date Received:	
DOC:	482275
FIN:	7960
FID:	113125320
Region:	South Central Region
Permit Drafter:	Drafter not set
Reviewer:	Maya R Welch
Office:	Milwaukee

Sample Point	Parameter #	Parameter	Date Sample	Sample Type	Sample Results	Units	Limit Type	Limit	LOD	LOQ	QC Exceed?	Lab Certification
001	40	Benzene	12/01/2021	GRAB	<0.30	ug/L	Monthly Avg	50(0)	0.30	1.0	N	405132750
001	54	BETX, Total	12/01/2021	GRAB	<1.0	ug/L	Monthly Avg	750(0)			N	405132750
001	393	PAHs	12/01/2021	GRAB	<0.026	ug/L	Monthly Avg	0.10(0)			N	405132750
001	44	Benzo(a)pyrene	12/01/2021	GRAB	<0.019	ug/L	Monthly Avg	0.10(0)	0.019	0.048	N	405132750
001	307	Naphthalene	12/01/2021	GRAB	<0.019	ug/L	Monthly Avg	70(0)	0.019	0.048	N	405132750
001	80	Bromoform	12/01/2021	GRAB	<3.8	ug/L	Monthly Avg	120(0)	3.8	5.0	N	405132750
001	93	Carbon tetrachloride	12/01/2021	GRAB	<0.37	ug/L		*****	0.37	1.0	N	405132750
001	118	Chloroform	12/01/2021	GRAB	<1.2	ug/L	Monthly Avg	120(0)	1.2	5.0	N	405132750
001	174	Dichlorobromo- methane (bromo-	12/01/2021	GRAB	<0.42	ug/L	Monthly Avg	120(0)	0.42	1.0	N	405132750
001	570	1,2-Dichloro- ethane	12/01/2021	GRAB	<0.29	ug/L	Monthly Avg	180(0)	0.29	1.0	N	405132750
001	558	1,1-Dichloro- ethylene	12/01/2021	GRAB	<0.58	ug/L	Monthly Avg	50(0)	0.58	1.0	N	405132750
001	82	Methyl bromide	12/01/2021	GRAB	<1.2	ug/L	Monthly Avg	120(0)	1.2	5.0	N	405132750
001	120	Chloromethane	12/01/2021	GRAB	<1.6	ug/L	Monthly Avg	120(0)	1.6	5.0	N	405132750
001	565	1,1,2,2-Tetrachloro- ethane	12/01/2021	GRAB	<0.38	ug/L	Monthly Avg	50(0)	0.38	1.0	N	405132750
001	490	Tetrachloroethylene	12/01/2021	GRAB	3.3	ug/L	Monthly Avg	50(0)	0.41	1.0	N	405132750
001	563	1,1,2-Trichloro- ethane	12/01/2021	GRAB	<0.34	ug/L	Monthly Avg	50(0)	0.34	5.0	N	405132750
001	561	1,1,1-Trichloro- ethane	12/01/2021	GRAB	<0.30	ug/L	Monthly Avg	50(0)	0.30	1.0	N	405132750
001	508	Trichloro- ethylene	12/01/2021	GRAB	0.80	ug/L	Monthly Avg	50(0)	0.32	1.0	N	405132750
001	517	Vinyl chloride	12/01/2021	GRAB	<0.17	ug/L	Monthly Avg	10(0)	0.17	1.0	N	405132750

Wastewater Discharge Monitoring Short Report

Footnotes (DNR Use Only; Instructions for completing this form that are unique for your facility may be displayed here.)

General Remarks

No BTEX parameters were reported above the LOD. The parameter with the highest detection limit was reported.

The TCE concentration is an estimated value, and was reported above the LOD and below the LOQ.

No Group of 10 parameters were reported above the LOD. The parameter with the highest detection limit was reported.

Laboratory Quality Control Comments

Submitted by bwachholz1 on 01/21/2022 2:31:36 PM

Pace Analytical Services, LLC
1241 Bellevue Street - Suite 9
Green Bay, WI 54302
(920)469-2436

December 14, 2021

Andrew Stehn
TRC Madison
708 Heartland Trail
Madison, WI 53717

RE: Project: 419610 MKC GETS
Pace Project No.: 40237678

Dear Andrew Stehn:

Enclosed are the analytical results for sample(s) received by the laboratory on December 02, 2021. The results relate only to the samples included in this report. Results reported herein conform to the applicable TNI/NELAC Standards and the laboratory's Quality Manual, where applicable, unless otherwise noted in the body of the report.

The test results provided in this final report were generated by each of the following laboratories within the Pace Network:

- Pace Analytical Services - Green Bay

If you have any questions concerning this report, please feel free to contact me.

Sincerely,

Tod Noltemeyer

Tod Noltemeyer
tod.noltemeyer@pacelabs.com
(920)469-2436
Project Manager

Enclosures

cc: Wes Braga, TRC
Peggy Popp, TRC - Madison
Ben Wachholz, TRC Madison

This report shall not be reproduced, except in full,
without the written consent of Pace Analytical Services, LLC.

Pace Analytical Services, LLC
1241 Bellevue Street - Suite 9
Green Bay, WI 54302
(920)469-2436

CERTIFICATIONS

Project: 419610 MKC GETS
Pace Project No.: 40237678

Pace Analytical Services Green Bay
1241 Bellevue Street, Green Bay, WI 54302
Florida/NELAP Certification #: E87948
Illinois Certification #: 200050
Kentucky UST Certification #: 82
Louisiana Certification #: 04168
Minnesota Certification #: 055-999-334
New York Certification #: 12064
North Dakota Certification #: R-150
Virginia VELAP ID: 460263
South Carolina Certification #: 83006001
Texas Certification #: T104704529-14-1
Wisconsin Certification #: 405132750
Wisconsin DATCP Certification #: 105-444
USDA Soil Permit #: P330-16-00157
Federal Fish & Wildlife Permit #: LE51774A-0

REPORT OF LABORATORY ANALYSIS

This report shall not be reproduced, except in full,
without the written consent of Pace Analytical Services, LLC.

Pace Analytical Services, LLC
1241 Bellevue Street - Suite 9
Green Bay, WI 54302
(920)469-2436

SAMPLE SUMMARY

Project: 419610 MKC GETS
Pace Project No.: 40237678

Lab ID	Sample ID	Matrix	Date Collected	Date Received
40237678001	**INFLUENT**	Water	12/01/21 14:20	12/02/21 08:30
40237678002	**EFFLUENT**	Water	12/01/21 14:25	12/02/21 08:30
40237678003	**TRIP BLANK**	Water	12/01/21 14:25	12/02/21 08:30

This report shall not be reproduced, except in full,
without the written consent of Pace Analytical Services, LLC.

Pace Analytical Services, LLC
1241 Bellevue Street - Suite 9
Green Bay, WI 54302
(920)469-2436

SAMPLE ANALYTE COUNT

Project: 419610 MKC GETS
Pace Project No.: 40237678

Lab ID	Sample ID	Method	Analysts	Analytes Reported
40237678001	**INFLUENT**	EPA 625 SIM	RJN	14
		EPA 624.1	JAV	21
40237678002	**EFFLUENT**	EPA 625 SIM	RJN	14
		EPA 624.1	JAV	21
40237678003	**TRIP BLANK**	EPA 624.1	JAV	21

PASI-G = Pace Analytical Services - Green Bay

This report shall not be reproduced, except in full,
without the written consent of Pace Analytical Services, LLC.

Pace Analytical Services, LLC
1241 Bellevue Street - Suite 9
Green Bay, WI 54302
(920)469-2436

SUMMARY OF DETECTION

Project: 419610 MKC GETS
Pace Project No.: 40237678

Lab Sample ID / Method	Client Sample ID / Parameters	Result	Units	Report Limit	Analyzed	Qualifiers
40237678001	**INFLUENT**					
EPA 624.1	Tetrachloroethene	1010	ug/L	20.0	12/09/21 14:30	
EPA 624.1	Trichloroethene	105	ug/L	20.0	12/09/21 14:30	
40237678002	**EFFLUENT**					
EPA 624.1	Tetrachloroethene	3.3	ug/L	1.0	12/09/21 12:53	
EPA 624.1	Trichloroethene	0.80J	ug/L	1.0	12/09/21 12:53	

This report shall not be reproduced, except in full,
without the written consent of Pace Analytical Services, LLC.

Pace Analytical Services, LLC
1241 Bellevue Street - Suite 9
Green Bay, WI 54302
(920)469-2436

PROJECT NARRATIVE

Project: 419610 MKC GETS
Pace Project No.: 40237678

Method: **EPA 625 SIM**
Description: 625 MSSV PAH by SIM
Client: TRC - MADISON
Date: December 14, 2021

General Information:
2 samples were analyzed for EPA 625 SIM by Pace Analytical Services Green Bay. All samples were received in acceptable condition with any exceptions noted below or on the chain-of custody and/or the sample condition upon receipt form (SCUR) attached at the end of this report.

Hold Time:
The samples were analyzed within the method required hold times with any exceptions noted below.

Sample Preparation:
The samples were prepared in accordance with EPA 625 with any exceptions noted below.

Initial Calibrations (including MS Tune as applicable):
All criteria were within method requirements with any exceptions noted below.

Continuing Calibration:
All criteria were within method requirements with any exceptions noted below.

Internal Standards:
All internal standards were within QC limits with any exceptions noted below.

Surrogates:
All surrogates were within QC limits with any exceptions noted below.

Method Blank:
All analytes were below the report limit in the method blank, where applicable, with any exceptions noted below.

Laboratory Control Spike:
All laboratory control spike compounds were within QC limits with any exceptions noted below.

Matrix Spikes:
All percent recoveries and relative percent differences (RPDs) were within acceptance criteria with any exceptions noted below.

QC Batch: 403319

A matrix spike/matrix spike duplicate was not performed due to insufficient sample volume.

Additional Comments:

This report shall not be reproduced, except in full,
without the written consent of Pace Analytical Services, LLC.

Pace Analytical Services, LLC
1241 Bellevue Street - Suite 9
Green Bay, WI 54302
(920)469-2436

PROJECT NARRATIVE

Project: 419610 MKC GETS
Pace Project No.: 40237678

Method: **EPA 624.1**
Description: 624.1 Volatile Organics
Client: TRC - MADISON
Date: December 14, 2021

General Information:
3 samples were analyzed for EPA 624.1 by Pace Analytical Services Green Bay. All samples were received in acceptable condition with any exceptions noted below or on the chain-of custody and/or the sample condition upon receipt form (SCUR) attached at the end of this report.

Hold Time:
The samples were analyzed within the method required hold times with any exceptions noted below.

Initial Calibrations (including MS Tune as applicable):
All criteria were within method requirements with any exceptions noted below.

Continuing Calibration:
All criteria were within method requirements with any exceptions noted below.

Internal Standards:
All internal standards were within QC limits with any exceptions noted below.

Surrogates:
All surrogates were within QC limits with any exceptions noted below.

Method Blank:
All analytes were below the report limit in the method blank, where applicable, with any exceptions noted below.

Laboratory Control Spike:
All laboratory control spike compounds were within QC limits with any exceptions noted below.

Matrix Spikes:
All percent recoveries and relative percent differences (RPDs) were within acceptance criteria with any exceptions noted below.

QC Batch: 403755

A matrix spike and/or matrix spike duplicate (MS/MSD) were performed on the following sample(s): 40237854001

M1: Matrix spike recovery exceeded QC limits. Batch accepted based on laboratory control sample (LCS) recovery.

- MS (Lab ID: 2330837)
  - Bromomethane
- MSD (Lab ID: 2330838)
  - Bromomethane

Additional Comments:

This data package has been reviewed for quality and completeness and is approved for release.

This report shall not be reproduced, except in full,
without the written consent of Pace Analytical Services, LLC.

Pace Analytical Services, LLC
1241 Bellevue Street - Suite 9
Green Bay, WI 54302
(920)469-2436

ANALYTICAL RESULTS

Project: 419610 MKC GETS
Pace Project No.: 40237678

Sample: INFLUENT **Lab ID: 40237678001** Collected: 12/01/21 14:20 Received: 12/02/21 08:30 Matrix: Water

Parameters	Results	Units	LOQ	LOD	DF	Prepared	Analyzed	CAS No.	Qual
625 MSSV PAH by SIM	Analytical Method: EPA 625 SIM Preparation Method: EPA 625 Pace Analytical Services - Green Bay								
Benzo(a)anthracene	**<0.012**	ug/L	0.045	0.012	1	12/03/21 09:04	12/06/21 10:13	56-55-3	
Benzo(a)pyrene	**<0.018**	ug/L	0.045	0.018	1	12/03/21 09:04	12/06/21 10:13	50-32-8	
Benzo(b)fluoranthene	**<0.018**	ug/L	0.045	0.018	1	12/03/21 09:04	12/06/21 10:13	205-99-2	
Benzo(g,h,i)perylene	**<0.021**	ug/L	0.045	0.021	1	12/03/21 09:04	12/06/21 10:13	191-24-2	
Benzo(k)fluoranthene	**<0.020**	ug/L	0.045	0.020	1	12/03/21 09:04	12/06/21 10:13	207-08-9	
Chrysene	**<0.024**	ug/L	0.045	0.024	1	12/03/21 09:04	12/06/21 10:13	218-01-9	
Dibenz(a,h)anthracene	**<0.016**	ug/L	0.045	0.016	1	12/03/21 09:04	12/06/21 10:13	53-70-3	
Fluoranthene	**<0.024**	ug/L	0.045	0.024	1	12/03/21 09:04	12/06/21 10:13	206-44-0	
Indeno(1,2,3-cd)pyrene	**<0.014**	ug/L	0.045	0.014	1	12/03/21 09:04	12/06/21 10:13	193-39-5	
Naphthalene	**<0.018**	ug/L	0.045	0.018	1	12/03/21 09:04	12/06/21 10:13	91-20-3	
Phenanthrene	**<0.023**	ug/L	0.045	0.023	1	12/03/21 09:04	12/06/21 10:13	85-01-8	
Pyrene	**<0.021**	ug/L	0.045	0.021	1	12/03/21 09:04	12/06/21 10:13	129-00-0	
Surrogates									
2-Fluorobiphenyl (S)	75	%	10-113		1	12/03/21 09:04	12/06/21 10:13	321-60-8	
Terphenyl-d14 (S)	73	%	28-124		1	12/03/21 09:04	12/06/21 10:13	1718-51-0	
624.1 Volatile Organics	Analytical Method: EPA 624.1 Pace Analytical Services - Green Bay								
Benzene	**<5.9**	ug/L	20.0	5.9	20		12/09/21 14:30	71-43-2	
Bromodichloromethane	**<8.3**	ug/L	20.0	8.3	20		12/09/21 14:30	75-27-4	
Bromoform	**<76.0**	ug/L	100	76.0	20		12/09/21 14:30	75-25-2	
Bromomethane	**<23.8**	ug/L	100	23.8	20		12/09/21 14:30	74-83-9	
Carbon tetrachloride	**<7.4**	ug/L	20.0	7.4	20		12/09/21 14:30	56-23-5	
Chloroform	**<23.7**	ug/L	100	23.7	20		12/09/21 14:30	67-66-3	
Chloromethane	**<32.7**	ug/L	100	32.7	20		12/09/21 14:30	74-87-3	
1,2-Dichloroethane	**<5.8**	ug/L	20.0	5.8	20		12/09/21 14:30	107-06-2	
1,1-Dichloroethene	**<11.6**	ug/L	20.0	11.6	20		12/09/21 14:30	75-35-4	
Ethylbenzene	**<6.5**	ug/L	20.0	6.5	20		12/09/21 14:30	100-41-4	
1,1,2,2-Tetrachloroethane	**<7.6**	ug/L	20.0	7.6	20		12/09/21 14:30	79-34-5	
Tetrachloroethene	**1010**	ug/L	20.0	8.2	20		12/09/21 14:30	127-18-4	
Toluene	**<5.8**	ug/L	20.0	5.8	20		12/09/21 14:30	108-88-3	
1,1,1-Trichloroethane	**<6.1**	ug/L	20.0	6.1	20		12/09/21 14:30	71-55-6	
1,1,2-Trichloroethane	**<6.9**	ug/L	100	6.9	20		12/09/21 14:30	79-00-5	
Trichloroethene	**105**	ug/L	20.0	6.4	20		12/09/21 14:30	79-01-6	
Vinyl chloride	**<3.5**	ug/L	20.0	3.5	20		12/09/21 14:30	75-01-4	
Xylene (Total)	**<21.0**	ug/L	60.0	21.0	20		12/09/21 14:30	1330-20-7	
Surrogates									
4-Bromofluorobenzene (S)	99	%	70-130		20		12/09/21 14:30	460-00-4	
Toluene-d8 (S)	98	%	70-130		20		12/09/21 14:30	2037-26-5	
1,2-Dichlorobenzene-d4 (S)	102	%	70-130		20		12/09/21 14:30	2199-69-1	

REPORT OF LABORATORY ANALYSIS

This report shall not be reproduced, except in full,
without the written consent of Pace Analytical Services, LLC.

Pace Analytical Services, LLC
1241 Bellevue Street - Suite 9
Green Bay, WI 54302
(920)469-2436

ANALYTICAL RESULTS

Project: 419610 MKC GETS
Pace Project No.: 40237678

Sample: EFFLUENT **Lab ID: 40237678002** Collected: 12/01/21 14:25 Received: 12/02/21 08:30 Matrix: Water

Parameters	Results	Units	LOQ	LOD	DF	Prepared	Analyzed	CAS No.	Qual
625 MSSV PAH by SIM	Analytical Method: EPA 625 SIM Preparation Method: EPA 625 Pace Analytical Services - Green Bay								
Benzo(a)anthracene	**<0.013**	ug/L	0.048	0.013	1	12/03/21 09:04	12/06/21 10:32	56-55-3	
Benzo(a)pyrene	**<0.019**	ug/L	0.048	0.019	1	12/03/21 09:04	12/06/21 10:32	50-32-8	
Benzo(b)fluoranthene	**<0.019**	ug/L	0.048	0.019	1	12/03/21 09:04	12/06/21 10:32	205-99-2	
Benzo(g,h,i)perylene	**<0.022**	ug/L	0.048	0.022	1	12/03/21 09:04	12/06/21 10:32	191-24-2	
Benzo(k)fluoranthene	**<0.021**	ug/L	0.048	0.021	1	12/03/21 09:04	12/06/21 10:32	207-08-9	
Chrysene	**<0.026**	ug/L	0.048	0.026	1	12/03/21 09:04	12/06/21 10:32	218-01-9	
Dibenz(a,h)anthracene	**<0.017**	ug/L	0.048	0.017	1	12/03/21 09:04	12/06/21 10:32	53-70-3	
Fluoranthene	**<0.025**	ug/L	0.048	0.025	1	12/03/21 09:04	12/06/21 10:32	206-44-0	
Indeno(1,2,3-cd)pyrene	**<0.015**	ug/L	0.048	0.015	1	12/03/21 09:04	12/06/21 10:32	193-39-5	
Naphthalene	**<0.019**	ug/L	0.048	0.019	1	12/03/21 09:04	12/06/21 10:32	91-20-3	
Phenanthrene	**<0.025**	ug/L	0.048	0.025	1	12/03/21 09:04	12/06/21 10:32	85-01-8	
Pyrene	**<0.022**	ug/L	0.048	0.022	1	12/03/21 09:04	12/06/21 10:32	129-00-0	
Surrogates									
2-Fluorobiphenyl (S)	80	%	10-113		1	12/03/21 09:04	12/06/21 10:32	321-60-8	
Terphenyl-d14 (S)	76	%	28-124		1	12/03/21 09:04	12/06/21 10:32	1718-51-0	
624.1 Volatile Organics	Analytical Method: EPA 624.1 Pace Analytical Services - Green Bay								
Benzene	**<0.30**	ug/L	1.0	0.30	1		12/09/21 12:53	71-43-2	
Bromodichloromethane	**<0.42**	ug/L	1.0	0.42	1		12/09/21 12:53	75-27-4	
Bromoform	**<3.8**	ug/L	5.0	3.8	1		12/09/21 12:53	75-25-2	
Bromomethane	**<1.2**	ug/L	5.0	1.2	1		12/09/21 12:53	74-83-9	
Carbon tetrachloride	**<0.37**	ug/L	1.0	0.37	1		12/09/21 12:53	56-23-5	
Chloroform	**<1.2**	ug/L	5.0	1.2	1		12/09/21 12:53	67-66-3	
Chloromethane	**<1.6**	ug/L	5.0	1.6	1		12/09/21 12:53	74-87-3	
1,2-Dichloroethane	**<0.29**	ug/L	1.0	0.29	1		12/09/21 12:53	107-06-2	
1,1-Dichloroethene	**<0.58**	ug/L	1.0	0.58	1		12/09/21 12:53	75-35-4	
Ethylbenzene	**<0.33**	ug/L	1.0	0.33	1		12/09/21 12:53	100-41-4	
1,1,2,2-Tetrachloroethane	**<0.38**	ug/L	1.0	0.38	1		12/09/21 12:53	79-34-5	
Tetrachloroethene	**3.3**	ug/L	1.0	0.41	1		12/09/21 12:53	127-18-4	
Toluene	**<0.29**	ug/L	1.0	0.29	1		12/09/21 12:53	108-88-3	
1,1,1-Trichloroethane	**<0.30**	ug/L	1.0	0.30	1		12/09/21 12:53	71-55-6	
1,1,2-Trichloroethane	**<0.34**	ug/L	5.0	0.34	1		12/09/21 12:53	79-00-5	
Trichloroethene	**0.80J**	ug/L	1.0	0.32	1		12/09/21 12:53	79-01-6	
Vinyl chloride	**<0.17**	ug/L	1.0	0.17	1		12/09/21 12:53	75-01-4	
Xylene (Total)	**<1.0**	ug/L	3.0	1.0	1		12/09/21 12:53	1330-20-7	
Surrogates									
4-Bromofluorobenzene (S)	102	%	70-130		1		12/09/21 12:53	460-00-4	
Toluene-d8 (S)	99	%	70-130		1		12/09/21 12:53	2037-26-5	
1,2-Dichlorobenzene-d4 (S)	102	%	70-130		1		12/09/21 12:53	2199-69-1	

REPORT OF LABORATORY ANALYSIS

This report shall not be reproduced, except in full,
without the written consent of Pace Analytical Services, LLC.

Pace Analytical Services, LLC
1241 Bellevue Street - Suite 9
Green Bay, WI 54302
(920)469-2436

ANALYTICAL RESULTS

Project: 419610 MKC GETS
Pace Project No.: 40237678

Sample: TRIP BLANK **Lab ID: 40237678003** Collected: 12/01/21 14:25 Received: 12/02/21 08:30 Matrix: Water

Parameters	Results	Units	LOQ	LOD	DF	Prepared	Analyzed	CAS No.	Qual
624.1 Volatile Organics	Analytical Method: EPA 624.1 Pace Analytical Services - Green Bay								
Benzene	**<0.30**	ug/L	1.0	0.30	1		12/09/21 10:57	71-43-2	
Bromodichloromethane	**<0.42**	ug/L	1.0	0.42	1		12/09/21 10:57	75-27-4	
Bromoform	**<3.8**	ug/L	5.0	3.8	1		12/09/21 10:57	75-25-2	
Bromomethane	**<1.2**	ug/L	5.0	1.2	1		12/09/21 10:57	74-83-9	
Carbon tetrachloride	**<0.37**	ug/L	1.0	0.37	1		12/09/21 10:57	56-23-5	
Chloroform	**<1.2**	ug/L	5.0	1.2	1		12/09/21 10:57	67-66-3	
Chloromethane	**<1.6**	ug/L	5.0	1.6	1		12/09/21 10:57	74-87-3	
1,2-Dichloroethane	**<0.29**	ug/L	1.0	0.29	1		12/09/21 10:57	107-06-2	
1,1-Dichloroethene	**<0.58**	ug/L	1.0	0.58	1		12/09/21 10:57	75-35-4	
Ethylbenzene	**<0.33**	ug/L	1.0	0.33	1		12/09/21 10:57	100-41-4	
1,1,2,2-Tetrachloroethane	**<0.38**	ug/L	1.0	0.38	1		12/09/21 10:57	79-34-5	
Tetrachloroethene	**<0.41**	ug/L	1.0	0.41	1		12/09/21 10:57	127-18-4	
Toluene	**<0.29**	ug/L	1.0	0.29	1		12/09/21 10:57	108-88-3	
1,1,1-Trichloroethane	**<0.30**	ug/L	1.0	0.30	1		12/09/21 10:57	71-55-6	
1,1,2-Trichloroethane	**<0.34**	ug/L	5.0	0.34	1		12/09/21 10:57	79-00-5	
Trichloroethene	**<0.32**	ug/L	1.0	0.32	1		12/09/21 10:57	79-01-6	
Vinyl chloride	**<0.17**	ug/L	1.0	0.17	1		12/09/21 10:57	75-01-4	
Xylene (Total)	**<1.0**	ug/L	3.0	1.0	1		12/09/21 10:57	1330-20-7	
Surrogates									
4-Bromofluorobenzene (S)	100	%	70-130		1		12/09/21 10:57	460-00-4	
Toluene-d8 (S)	98	%	70-130		1		12/09/21 10:57	2037-26-5	
1,2-Dichlorobenzene-d4 (S)	101	%	70-130		1		12/09/21 10:57	2199-69-1	

REPORT OF LABORATORY ANALYSIS

This report shall not be reproduced, except in full,
without the written consent of Pace Analytical Services, LLC.

Pace Analytical Services, LLC
1241 Bellevue Street - Suite 9
Green Bay, WI 54302
(920)469-2436

QUALITY CONTROL DATA

Project: 419610 MKC GETS
Pace Project No.: 40237678

QC Batch: 403755
QC Batch Method: EPA 624.1
Analysis Method: EPA 624.1
Analysis Description: 624.1 MSV
Laboratory: Pace Analytical Services - Green Bay
Associated Lab Samples: 40237678001, 40237678002, 40237678003

METHOD BLANK: 2330661 Matrix: Water
Associated Lab Samples: 40237678001, 40237678002, 40237678003

Parameter	Units	Blank Result	Reporting Limit	Analyzed	Qualifiers
1,1,1-Trichloroethane	ug/L	<0.30	1.0	12/09/21 07:40	
1,1,2,2-Tetrachloroethane	ug/L	<0.38	1.0	12/09/21 07:40	
1,1,2-Trichloroethane	ug/L	<0.34	5.0	12/09/21 07:40	
1,1-Dichloroethene	ug/L	<0.58	1.0	12/09/21 07:40	
1,2-Dichloroethane	ug/L	<0.29	1.0	12/09/21 07:40	
Benzene	ug/L	<0.30	1.0	12/09/21 07:40	
Bromodichloromethane	ug/L	<0.42	1.0	12/09/21 07:40	
Bromoform	ug/L	<3.8	5.0	12/09/21 07:40	
Bromomethane	ug/L	<1.2	5.0	12/09/21 07:40	
Carbon tetrachloride	ug/L	<0.37	1.0	12/09/21 07:40	
Chloroform	ug/L	<1.2	5.0	12/09/21 07:40	
Chloromethane	ug/L	<1.6	5.0	12/09/21 07:40	
Ethylbenzene	ug/L	<0.33	1.0	12/09/21 07:40	
Tetrachloroethene	ug/L	<0.41	1.0	12/09/21 07:40	
Toluene	ug/L	<0.29	1.0	12/09/21 07:40	
Trichloroethene	ug/L	<0.32	1.0	12/09/21 07:40	
Vinyl chloride	ug/L	<0.17	1.0	12/09/21 07:40	
Xylene (Total)	ug/L	<1.0	3.0	12/09/21 07:40	
1,2-Dichlorobenzene-d4 (S)	%	101	70-130	12/09/21 07:40	
4-Bromofluorobenzene (S)	%	99	70-130	12/09/21 07:40	
Toluene-d8 (S)	%	99	70-130	12/09/21 07:40	

LABORATORY CONTROL SAMPLE: 2330662

Parameter	Units	Spike Conc.	LCS Result	LCS % Rec	% Rec Limits	Qualifiers
1,1,1-Trichloroethane	ug/L	50	49.5	99	70-130	
1,1,2,2-Tetrachloroethane	ug/L	50	51.1	102	60-140	
1,1,2-Trichloroethane	ug/L	50	50.9	102	70-130	
1,1-Dichloroethene	ug/L	50	46.0	92	50-150	
1,2-Dichloroethane	ug/L	50	45.0	90	70-130	
Benzene	ug/L	50	51.2	102	65-135	
Bromodichloromethane	ug/L	50	47.0	94	65-135	
Bromoform	ug/L	50	48.4	97	70-130	
Bromomethane	ug/L	50	19.1	38	15-185	
Carbon tetrachloride	ug/L	50	50.3	101	70-130	
Chloroform	ug/L	50	46.2	92	70-135	
Chloromethane	ug/L	50	41.8	84	10-200	
Ethylbenzene	ug/L	50	51.1	102	60-140	
Tetrachloroethene	ug/L	50	52.1	104	70-130	

Results presented on this page are in the units indicated by the "Units" column except where an alternate unit is presented to the right of the result.

REPORT OF LABORATORY ANALYSIS

This report shall not be reproduced, except in full,
without the written consent of Pace Analytical Services, LLC.

Pace Analytical Services, LLC
1241 Bellevue Street - Suite 9
Green Bay, WI 54302
(920)469-2436

QUALITY CONTROL DATA

Project: 419610 MKC GETS
Pace Project No.: 40237678

LABORATORY CONTROL SAMPLE: 2330662

Parameter	Units	Spike Conc.	LCS Result	LCS % Rec	% Rec Limits	Qualifiers
Toluene	ug/L	50	50.1	100	70-130	
Trichloroethene	ug/L	50	48.3	97	65-135	
Vinyl chloride	ug/L	50	44.8	90	10-195	
Xylene (Total)	ug/L	150	150	100	70-130	
1,2-Dichlorobenzene-d4 (S)	%			98	70-130	
4-Bromofluorobenzene (S)	%			103	70-130	
Toluene-d8 (S)	%			102	70-130	

MATRIX SPIKE & MATRIX SPIKE DUPLICATE: 2330837 2330838

Parameter	Units	40237854001 Result	MS Spike Conc.	MSD Spike Conc.	MS Result	MSD Result	MS % Rec	MSD % Rec	% Rec Limits	RPD	Max RPD	Qual
1,1,1-Trichloroethane	ug/L	<0.30	50	50	58.3	53.9	117	108	70-130	8	20	
1,1,2,2-Tetrachloroethane	ug/L	<0.38	50	50	54.2	50.3	108	101	66-130	8	20	
1,1,2-Trichloroethane	ug/L	<0.34	50	50	54.8	50.4	110	101	70-130	8	20	
1,1-Dichloroethene	ug/L	<0.58	50	50	54.2	51.0	108	102	76-132	6	20	
1,2-Dichloroethane	ug/L	<0.29	50	50	56.2	51.5	112	103	70-130	9	20	
Benzene	ug/L	<0.30	50	50	57.2	53.0	114	106	70-132	8	20	
Bromodichloromethane	ug/L	5.4	50	50	58.9	54.9	107	99	70-130	7	20	
Bromoform	ug/L	<3.8	50	50	55.4	50.7	108	99	65-130	9	20	
Bromomethane	ug/L	<1.2	50	50	20.3	19.9	41	40	44-128	2	21	M1
Carbon tetrachloride	ug/L	<0.37	50	50	62.1	58.2	124	116	70-132	7	20	
Chloroform	ug/L	3.9J	50	50	57.5	55.2	107	102	80-122	4	20	
Chloromethane	ug/L	<1.6	50	50	44.1	40.0	88	80	17-149	10	20	
Ethylbenzene	ug/L	<0.33	50	50	56.7	51.6	113	103	80-123	9	20	
Tetrachloroethene	ug/L	<0.41	50	50	58.7	53.1	117	106	70-130	10	20	
Toluene	ug/L	1.6	50	50	56.9	52.7	111	102	80-121	8	20	
Trichloroethene	ug/L	<0.32	50	50	55.9	51.2	112	102	70-130	9	20	
Vinyl chloride	ug/L	<0.17	50	50	53.0	49.2	106	98	61-143	7	20	
Xylene (Total)	ug/L	<1.0	150	150	168	154	112	102	70-130	9	20	
1,2-Dichlorobenzene-d4 (S)	%						99	98	70-130			
4-Bromofluorobenzene (S)	%						104	104	70-130			
Toluene-d8 (S)	%						102	100	70-130			

Results presented on this page are in the units indicated by the "Units" column except where an alternate unit is presented to the right of the result.

REPORT OF LABORATORY ANALYSIS

This report shall not be reproduced, except in full,
without the written consent of Pace Analytical Services, LLC.

Pace Analytical Services, LLC
1241 Bellevue Street - Suite 9
Green Bay, WI 54302
(920)469-2436

QUALITY CONTROL DATA

Project: 419610 MKC GETS
Pace Project No.: 40237678

QC Batch: 403319
QC Batch Method: EPA 625
Analysis Method: EPA 625 SIM
Analysis Description: 625 Water PAH
Laboratory: Pace Analytical Services - Green Bay
Associated Lab Samples: 40237678001, 40237678002

METHOD BLANK: 2328403 Matrix: Water
Associated Lab Samples: 40237678001, 40237678002

Parameter	Units	Blank Result	Reporting Limit	Analyzed	Qualifiers
Benzo(a)anthracene	ug/L	<0.014	0.050	12/06/21 09:18	
Benzo(a)pyrene	ug/L	<0.020	0.050	12/06/21 09:18	
Benzo(b)fluoranthene	ug/L	<0.020	0.050	12/06/21 09:18	
Benzo(g,h,i)perylene	ug/L	<0.023	0.050	12/06/21 09:18	
Benzo(k)fluoranthene	ug/L	<0.022	0.050	12/06/21 09:18	
Chrysene	ug/L	<0.027	0.050	12/06/21 09:18	
Dibenz(a,h)anthracene	ug/L	<0.018	0.050	12/06/21 09:18	
Fluoranthene	ug/L	<0.026	0.050	12/06/21 09:18	
Indeno(1,2,3-cd)pyrene	ug/L	<0.016	0.050	12/06/21 09:18	
Naphthalene	ug/L	<0.020	0.050	12/06/21 09:18	
Phenanthrene	ug/L	<0.026	0.050	12/06/21 09:18	
Pyrene	ug/L	<0.023	0.050	12/06/21 09:18	
2-Fluorobiphenyl (S)	%	79	10-113	12/06/21 09:18	
Terphenyl-d14 (S)	%	75	28-124	12/06/21 09:18	

LABORATORY CONTROL SAMPLE & LCSD: 2328404 2328405

Parameter	Units	Spike Conc.	LCS Result	LCSD Result	LCS % Rec	LCSD % Rec	% Rec Limits	RPD	Max RPD	Qualifiers
Benzo(a)anthracene	ug/L	2	1.4	1.4	68	71	52-92	4	20	
Benzo(a)pyrene	ug/L	2	1.8	1.9	91	96	61-105	6	20	
Benzo(b)fluoranthene	ug/L	2	1.3	1.4	67	72	57-102	6	20	
Benzo(g,h,i)perylene	ug/L	2	1.7	1.8	86	90	62-120	5	20	
Benzo(k)fluoranthene	ug/L	2	1.9	2.1	93	104	70-122	11	20	
Chrysene	ug/L	2	2.3	2.3	116	117	71-122	1	20	
Dibenz(a,h)anthracene	ug/L	2	1.8	1.9	90	96	41-101	6	20	
Fluoranthene	ug/L	2	1.9	2.0	96	98	67-116	3	20	
Indeno(1,2,3-cd)pyrene	ug/L	2	1.7	1.7	84	85	59-120	0	20	
Naphthalene	ug/L	2	1.6	1.6	79	80	71-120	2	20	
Phenanthrene	ug/L	2	1.5	1.5	75	76	60-102	2	20	
Pyrene	ug/L	2	1.6	1.7	82	85	72-120	3	20	
2-Fluorobiphenyl (S)	%				74	76	10-113			
Terphenyl-d14 (S)	%				71	72	28-124			

Results presented on this page are in the units indicated by the "Units" column except where an alternate unit is presented to the right of the result.

REPORT OF LABORATORY ANALYSIS

This report shall not be reproduced, except in full,
without the written consent of Pace Analytical Services, LLC.

Pace Analytical Services, LLC
1241 Bellevue Street - Suite 9
Green Bay, WI 54302
(920)469-2436

QUALIFIERS

Project: 419610 MKC GETS
Pace Project No.: 40237678

DEFINITIONS

DF - Dilution Factor, if reported, represents the factor applied to the reported data due to dilution of the sample aliquot.

ND - Not Detected at or above LOD.

J - Estimated concentration at or above the LOD and below the LOQ.

LOD - Limit of Detection adjusted for dilution factor, percent moisture, initial weight and final volume.

LOQ - Limit of Quantitation adjusted for dilution factor, percent moisture, initial weight and final volume.

S - Surrogate

1,2-Diphenylhydrazine decomposes to and cannot be separated from Azobenzene using Method 8270. The result for each analyte is a combined concentration.

Consistent with EPA guidelines, unrounded data are displayed and have been used to calculate % recovery and RPD values.

LCS(D) - Laboratory Control Sample (Duplicate)

MS(D) - Matrix Spike (Duplicate)

DUP - Sample Duplicate

RPD - Relative Percent Difference

NC - Not Calculable.

SG - Silica Gel - Clean-Up

U - Indicates the compound was analyzed for, but not detected at or above the adjusted LOD.

N-Nitrosodiphenylamine decomposes and cannot be separated from Diphenylamine using Method 8270. The result reported for each analyte is a combined concentration.

Pace Analytical is TNI accredited. Contact your Pace PM for the current list of accredited analytes.

TNI - The NELAC Institute.

BATCH QUALIFIERS

Batch: 403347

[M5] A matrix spike/matrix spike duplicate was not performed for this batch due to insufficient sample volume.

ANALYTE QUALIFIERS

M1 Matrix spike recovery exceeded QC limits. Batch accepted based on laboratory control sample (LCS) recovery.

This report shall not be reproduced, except in full,
without the written consent of Pace Analytical Services, LLC.

Pace Analytical Services, LLC
1241 Bellevue Street - Suite 9
Green Bay, WI 54302
(920)469-2436

QUALITY CONTROL DATA CROSS REFERENCE TABLE

Project: 419610 MKC GETS
Pace Project No.: 40237678

Lab ID	Sample ID	QC Batch Method	QC Batch	Analytical Method	Analytical Batch
40237678001	**INFLUENT**	EPA 625	403319	EPA 625 SIM	403347
40237678002	**EFFLUENT**	EPA 625	403319	EPA 625 SIM	403347
40237678001	**INFLUENT**	EPA 624.1	403755		
40237678002	**EFFLUENT**	EPA 624.1	403755		
40237678003	**TRIP BLANK**	EPA 624.1	403755		

This report shall not be reproduced, except in full,
without the written consent of Pace Analytical Services, LLC.

CHAIN-OF-CUSTODY Analytical Request Document

Pace Analytical®

Chain-of-Custody is a LEGAL DOCUMENT - Complete all relevent fields

LAB USE ONLY- Affix Workorder/Login Label Here or List Pace Workorder Number or MTJL Log-in Number Here: 40237678

ALL SHADED AREAS are for LAB USE ONLY

Company: TRC	Billing Information:
Address: 708 Heartland Trail	
Report To: Andrew Stehn	Email To: astehn@trccompanies.com
Copy To: Ben Wachholz	Site Collection Info/Address: MKC
Customer Project Name/Number: MKC GETS 419610	State: WI County/City: Madison Time Zone Collected: [ ]PT [ ]MT [X]CT [ ]ET
Phone: 608-354-3923 Email: bwachholz@trccompanies.com	Site/Facility ID #: Compliance Monitoring? [X] Yes [ ] No
Collected By (print): Ben Wachholz	Purchase Order #: 162070 Quote #: DW PWS ID #: DW Location Code:
Collected By (signature): Ben Wachholz	Turnaround Date Required: standard TAT Immediately Packed on Ice: [X] Yes [ ] No
Sample Disposal: [ ] Dispose as appropriate [ ] Return [ ] Archive: [ ] Hold:	Rush: [ ] Same Day [ ] Next Day [ ] 2 Day [ ] 3 Day [ ] 4 Day [ ] 5 Day (Expedite Charges Apply) Field Filtered (if applicable): [ ] Yes [X] No Analysis:

* Matrix Codes (Insert in Matrix box below): Drinking Water (DW), Ground Water (GW), Wastewater (WW), Product (P), Soil/Solid (SL), Oil (OL), Wipe (WP), Air (AR), Tissue (TS), Bioassay (B), Vapor (V), Other (OT)

Container Preservative Type **: U | 3

Lab Project Manager:

** Preservative Types: (1) nitric acid, (2) sulfuric acid, (3) hydrochloric acid, (4) sodium hydroxide, (5) zinc acetate, (6) methanol, (7) sodium bisulfate, (8) sodium thiosulfate, (9) hexane, (A) ascorbic acid, (B) ammonium sulfate, (C) ammonium hydroxide, (D) TSP, (U) Unpreserved, (O) Other _____

Customer Sample ID	Matrix *	Comp / Grab	Collected (or Composite Start) Date	Collected (or Composite Start) Time	Composite End Date	Composite End Time	Res Cl	# of Ctns	Analyses: PAHs - TSS BJW	Analyses: VOCs
INFLUENT	W	grab	12/1/21	14:20	—	—		6 BJW	X	X
EFFLUENT	W	grab	12/1/21	14:25	—	—		6 BJW	X	X
Trip Blank	W	—	—	—	—	—		2		X

Lab Profile/Line:

Lab Sample Receipt Checklist:

Custody Seals Present/Intact	Y	N	NA
Custody Signatures Present	Y	N	NA
Collector Signature Present	Y	N	NA
Bottles Intact	Y	N	NA
Correct Bottles	Y	N	NA
Sufficient Volume	Y	N	NA
Samples Received on Ice	Y	N	NA
VOA - Headspace Acceptable	Y	N	NA
USDA Regulated Soils	Y	N	NA
Samples in Holding Time	Y	N	NA
Residual Chlorine Present	Y	N	NA
Cl Strips:			
Sample pH Acceptable	Y	N	NA
pH Strips:			
Sulfide Present	Y	N	NA
Lead Acetate Strips:			

LAB USE ONLY:
Lab Sample # / Comments:

001
002
003

Customer Remarks / Special Conditions / Possible Hazards:

Type of Ice Used: Wet Blue Dry None

Packing Material Used:

Radchem sample(s) screened (<500 cpm): Y N NA

SHORT HOLDS PRESENT (<72 hours): Y N N/A

Lab Tracking #: 2697503

Samples received via: FEDEX UPS Client Courier Pace Courier

Lab Sample Temperature Info:
Temp Blank Received: Y N NA
Therm ID#:
Cooler 1 Temp Upon Receipt: oC
Cooler 1 Therm Corr. Factor: oC
Cooler 1 Corrected Temp: oC
Comments:

Relinquished by/Company: (Signature)	Date/Time:	Received by/Company: (Signature)	Date/Time:
Ben Wachholz TRC	12/1/21 15:37		12/1/21 1557
	12/2/21 0820		12/2/21 0830

MTJL LAB USE ONLY
Table #:
Acctnum:
Template:
Prelogin:
PM:
PB:

Trip Blank Received: Y N NA
HCL MeOH TSP Other

Non Conformance(s): YES / NO

Client Name: TRC

Sample Preservation Receipt Form

Project # 40237678

Pace Analytical Services, LLC
1241 Bellevue Street, Suite 9
Green Bay, WI 54302

All containers needing preservation have been checked and noted below: □Yes □No ☑N/A

Initial when completed:

Date/ Time:

Lab Lot# of pH paper:

Lab Std #ID of preservation (if pH adjusted):

	Glass								Plastic					Vials						Jars				General							
Pace Lab #	AG1U	BG1U	AG1H	AG4S	AG4U	AG5U	AG2S	BG3U	BP1U	BP3U	BP3B	BP3N	BP3S	VG9A	DG9T	VG9U	VG9H	VG9M	VG9D	JGFU	JG9U	WGFU	WPFU	SP5T	ZPLC	GN	VOA Vials (>6mm) *	H2SO4 pH ≤2	NaOH+Zn Act pH ≥9	NaOH pH ≥12	HNO3 pH ≤2	pH after adjusted	Volume (mL)
001						2											2		—	—												2.5 / 5 / 10
002						2											2															2.5 / 5 / 10
003																	2															2.5 / 5 / 10
004																																2.5 / 5 / 10
005																																2.5 / 5 / 10
006																																2.5 / 5 / 10
007																																2.5 / 5 / 10
008																																2.5 / 5 / 10
009																																2.5 / 5 / 10
010																																2.5 / 5 / 10
011																																2.5 / 5 / 10
012																																2.5 / 5 / 10
013																																2.5 / 5 / 10
014																																2.5 / 5 / 10
015																																2.5 / 5 / 10
016																																2.5 / 5 / 10
017																																2.5 / 5 / 10
018																																2.5 / 5 / 10
019																												12/2/21			SW		2.5 / 5 / 10
020																																2.5 / 5 / 10

Exceptions to preservation check: VOA, Coliform, TOC, TOX, TOH, O&G, WI DRO, Phenolics, Other:_____ Headspace in VOA Vials (>6mm) : □Yes ☑No □N/A *If yes look in headspace column

AG1U	1 liter amber glass
BG1U	1 liter clear glass
AG1H	1 liter amber glass HCL
AG4S	125 mL amber glass H2SO4
AG4U	120 mL amber glass unpres
AG5U	100 mL amber glass unpres
AG2S	500 mL amber glass H2SO4
BG3U	250 mL clear glass unpres

BP1U	1 liter plastic unpres
BP3U	250 mL plastic unpres
BP3B	250 mL plastic NaOH
BP3N	250 mL plastic HNO3
BP3S	250 mL plastic H2SO4

VG9A	40 mL clear ascorbic
DG9T	40 mL amber Na Thio
VG9U	40 mL clear vial unpres
VG9H	40 mL clear vial HCL
VG9M	40 mL clear vial MeOH
VG9D	40 mL clear vial DI

JGFU	4 oz amber jar unpres
JG9U	9 oz amber jar unpres
WGFU	4 oz clear jar unpres
WPFU	4 oz plastic jar unpres
SP5T	120 mL plastic Na Thiosulfate
ZPLC	ziploc bag
GN	

Pace Analytical® 1241 Bellevue Street, Green Bay, WI 54302	Document Name: **Sample Condition Upon Receipt (SCUR)**	Document Revised: 26Mar2020
	Document No.: **ENV-FRM-GBAY-0014-Rev.00**	Author: Pace Green Bay Quality Office

Sample Condition Upon Receipt Form (SCUR)

Project #: **WO#: 40237678**

40237678

Client Name: TRC

Courier: ☒ CS Logistics ☐ Fed Ex ☐ Speedee ☐ UPS ☐ Waltco ☐ Client ☐ Pace Other: _____

Tracking #: _____

Custody Seal on Cooler/Box Present: ☐ yes ☒ no Seals intact: ☐ yes ☐ no

Custody Seal on Samples Present: ☐ yes ☒ no Seals intact: ☐ yes ☐ no

Packing Material: ☒ Bubble Wrap ☒ Bubble Bags ☐ None ☐ Other _____

Thermometer Used SR - 105 **Type of Ice:** (Wet) Blue Dry None ☒ Samples on ice, cooling process has begun

Cooler Temperature Uncorr: 1.5 /Corr: 1

Temp Blank Present: ☒ yes ☐ no **Biological Tissue is Frozen:** ☐ yes ☐ no

Temp should be above freezing to 6°C.
Biota Samples may be received at ≤ 0°C if shipped on Dry Ice.

Person examining contents: Date: 12/2/21 /Initials: SDW

Labeled By Initials: [illegible]

Chain of Custody Present:	☒ Yes ☐ No ☐ N/A	1. 4CC 12/2/21
Chain of Custody Filled Out:	☒ Yes ☐ No ☐ N/A	2.
Chain of Custody Relinquished:	☒ Yes ☐ No ☐ N/A	3.
Sampler Name & Signature on COC:	☒ Yes ☐ No ☐ N/A	4.
Samples Arrived within Hold Time:	☒ Yes ☐ No	5.
- VOA Samples frozen upon receipt	☐ Yes ☐ No	Date/Time:
Short Hold Time Analysis (<72hr):	☒ Yes ☐ No	6.
Rush Turn Around Time Requested:	☐ Yes ☒ No	7.
Sufficient Volume: For Analysis: ☒ Yes ☐ No MS/MSD:	☐ Yes ☒ No ☐ N/A	8.
Correct Containers Used:	☒ Yes ☐ No	9.
-Pace Containers Used:	☒ Yes ☐ No ☐ N/A	
-Pace IR Containers Used:	☐ Yes ☐ No ☒ N/A	
Containers Intact:	☒ Yes ☐ No	10.
Filtered volume received for Dissolved tests	☐ Yes ☐ No ☒ N/A	11.
Sample Labels match COC: -Includes date/time/ID/Analysis Matrix: W	☒ Yes ☐ No ☐ N/A	12.
Trip Blank Present:	☒ Yes ☐ No ☐ N/A	13.
Trip Blank Custody Seals Present	☒ Yes ☐ No ☐ N/A	
Pace Trip Blank Lot # (if purchased): 475		

Client Notification/ Resolution: If checked, see attached form for additional comments ☐

Person Contacted: _____ Date/Time: _____

Comments/ Resolution: _____

PM Review is documented electronically in LIMs. By releasing the project, the PM acknowledges they have reviewed the sample logir

Page 2 of 2

Pace Analytical Services, LLC
1241 Bellevue Street - Suite 9
Green Bay, WI 54302
(920)469-2436

September 17, 2021

Andrew Stehn
TRC Madison
708 Heartland Trail
Madison, WI 53717

RE: Project: 419610 PHASE 2 TASK 2 MKC GETS
Pace Project No.: 40233057

Dear Andrew Stehn:

Enclosed are the analytical results for sample(s) received by the laboratory on September 10, 2021. The results relate only to the samples included in this report. Results reported herein conform to the applicable TNI/NELAC Standards and the laboratory's Quality Manual, where applicable, unless otherwise noted in the body of the report.

The test results provided in this final report were generated by each of the following laboratories within the Pace Network:

- Pace Analytical Services - Green Bay

If you have any questions concerning this report, please feel free to contact me.

Sincerely,

Tod Noltemeyer

Tod Noltemeyer
tod.noltemeyer@pacelabs.com
(920)469-2436
Project Manager

Enclosures

cc: Wes Braga, TRC
Peggy Popp, TRC - Madison
Ben Wachholz, TRC Madison

This report shall not be reproduced, except in full,
without the written consent of Pace Analytical Services, LLC.

Pace Analytical Services, LLC
1241 Bellevue Street - Suite 9
Green Bay, WI 54302
(920)469-2436

CERTIFICATIONS

Project: 419610 PHASE 2 TASK 2 MKC GETS
Pace Project No.: 40233057

Pace Analytical Services Green Bay
1241 Bellevue Street, Green Bay, WI 54302
Florida/NELAP Certification #: E87948
Illinois Certification #: 200050
Kentucky UST Certification #: 82
Louisiana Certification #: 04168
Minnesota Certification #: 055-999-334
New York Certification #: 12064
North Dakota Certification #: R-150
Virginia VELAP ID: 460263
South Carolina Certification #: 83006001
Texas Certification #: T104704529-14-1
Wisconsin Certification #: 405132750
Wisconsin DATCP Certification #: 105-444
USDA Soil Permit #: P330-16-00157
Federal Fish & Wildlife Permit #: LE51774A-0

REPORT OF LABORATORY ANALYSIS

This report shall not be reproduced, except in full,
without the written consent of Pace Analytical Services, LLC.

Pace Analytical Services, LLC
1241 Bellevue Street - Suite 9
Green Bay, WI 54302
(920)469-2436

SAMPLE SUMMARY

Project: 419610 PHASE 2 TASK 2 MKC GETS
Pace Project No.: 40233057

Lab ID	Sample ID	Matrix	Date Collected	Date Received
40233057001	**EFFLUENT**	Water	09/09/21 14:25	09/10/21 07:45
40233057002	**INFLUENT**	Water	09/09/21 14:35	09/10/21 07:45
40233057003	**TRIP BLANK**	Water	09/09/21 00:00	09/10/21 07:45

This report shall not be reproduced, except in full,
without the written consent of Pace Analytical Services, LLC.

Pace Analytical Services, LLC
1241 Bellevue Street - Suite 9
Green Bay, WI 54302
(920)469-2436

SAMPLE ANALYTE COUNT

Project: 419610 PHASE 2 TASK 2 MKC GETS
Pace Project No.: 40233057

Lab ID	Sample ID	Method	Analysts	Analytes Reported
40233057001	**EFFLUENT**	EPA 625 SIM	RJN	14
		EPA 624.1	LAP	21
		SM 2540D	EXM	1
40233057002	**INFLUENT**	EPA 625 SIM	RJN	14
		EPA 624.1	LAP	21
		SM 2540D	EXM	1
40233057003	**TRIP BLANK**	EPA 624.1	LAP	21

PASI-G = Pace Analytical Services - Green Bay

This report shall not be reproduced, except in full,
without the written consent of Pace Analytical Services, LLC.

Pace Analytical Services, LLC
1241 Bellevue Street - Suite 9
Green Bay, WI 54302
(920)469-2436

SUMMARY OF DETECTION

Project: 419610 PHASE 2 TASK 2 MKC GETS
Pace Project No.: 40233057

Lab Sample ID / Method	Client Sample ID / Parameters	Result	Units	Report Limit	Analyzed	Qualifiers
40233057001	**EFFLUENT**					
EPA 624.1	Tetrachloroethene	6.2	ug/L	1.0	09/15/21 12:58	
EPA 624.1	Trichloroethene	1.3	ug/L	1.0	09/15/21 12:58	
SM 2540D	Total Suspended Solids	1.4J	mg/L	2.0	09/13/21 13:43	
40233057002	**INFLUENT**					
EPA 624.1	Tetrachloroethene	1020	ug/L	20.0	09/15/21 14:31	
EPA 624.1	Trichloroethene	101	ug/L	20.0	09/15/21 14:31	

REPORT OF LABORATORY ANALYSIS

This report shall not be reproduced, except in full,
without the written consent of Pace Analytical Services, LLC.

Pace Analytical Services, LLC
1241 Bellevue Street - Suite 9
Green Bay, WI 54302
(920)469-2436

PROJECT NARRATIVE

Project: 419610 PHASE 2 TASK 2 MKC GETS
Pace Project No.: 40233057

Method: **EPA 625 SIM**
Description: 625 MSSV PAH by SIM
Client: TRC - MADISON
Date: September 17, 2021

General Information:
2 samples were analyzed for EPA 625 SIM by Pace Analytical Services Green Bay. All samples were received in acceptable condition with any exceptions noted below or on the chain-of custody and/or the sample condition upon receipt form (SCUR) attached at the end of this report.

Hold Time:
The samples were analyzed within the method required hold times with any exceptions noted below.

Sample Preparation:
The samples were prepared in accordance with EPA 625 with any exceptions noted below.

Initial Calibrations (including MS Tune as applicable):
All criteria were within method requirements with any exceptions noted below.

Continuing Calibration:
All criteria were within method requirements with any exceptions noted below.

Internal Standards:
All internal standards were within QC limits with any exceptions noted below.

Surrogates:
All surrogates were within QC limits with any exceptions noted below.

Method Blank:
All analytes were below the report limit in the method blank, where applicable, with any exceptions noted below.

Laboratory Control Spike:
All laboratory control spike compounds were within QC limits with any exceptions noted below.

Matrix Spikes:
All percent recoveries and relative percent differences (RPDs) were within acceptance criteria with any exceptions noted below.

QC Batch: 395453

A matrix spike/matrix spike duplicate was not performed due to insufficient sample volume.

Additional Comments:

This report shall not be reproduced, except in full,
without the written consent of Pace Analytical Services, LLC.

Pace Analytical Services, LLC
1241 Bellevue Street - Suite 9
Green Bay, WI 54302
(920)469-2436

PROJECT NARRATIVE

Project: 419610 PHASE 2 TASK 2 MKC GETS
Pace Project No.: 40233057

Method: **EPA 624.1**
Description: 624.1 Volatile Organics
Client: TRC - MADISON
Date: September 17, 2021

General Information:
3 samples were analyzed for EPA 624.1 by Pace Analytical Services Green Bay. All samples were received in acceptable condition with any exceptions noted below or on the chain-of custody and/or the sample condition upon receipt form (SCUR) attached at the end of this report.

Hold Time:
The samples were analyzed within the method required hold times with any exceptions noted below.

Initial Calibrations (including MS Tune as applicable):
All criteria were within method requirements with any exceptions noted below.

Continuing Calibration:
All criteria were within method requirements with any exceptions noted below.

Internal Standards:
All internal standards were within QC limits with any exceptions noted below.

Surrogates:
All surrogates were within QC limits with any exceptions noted below.

Method Blank:
All analytes were below the report limit in the method blank, where applicable, with any exceptions noted below.

Laboratory Control Spike:
All laboratory control spike compounds were within QC limits with any exceptions noted below.

Matrix Spikes:
All percent recoveries and relative percent differences (RPDs) were within acceptance criteria with any exceptions noted below.

Additional Comments:

This report shall not be reproduced, except in full,
without the written consent of Pace Analytical Services, LLC.

Pace Analytical Services, LLC
1241 Bellevue Street - Suite 9
Green Bay, WI 54302
(920)469-2436

PROJECT NARRATIVE

Project: 419610 PHASE 2 TASK 2 MKC GETS
Pace Project No.: 40233057

Method: **SM 2540D**
Description: 2540D Total Suspended Solids
Client: TRC - MADISON
Date: September 17, 2021

General Information:
2 samples were analyzed for SM 2540D by Pace Analytical Services Green Bay. All samples were received in acceptable condition with any exceptions noted below or on the chain-of custody and/or the sample condition upon receipt form (SCUR) attached at the end of this report.

Hold Time:
The samples were analyzed within the method required hold times with any exceptions noted below.

Method Blank:
All analytes were below the report limit in the method blank, where applicable, with any exceptions noted below.

Laboratory Control Spike:
All laboratory control spike compounds were within QC limits with any exceptions noted below.

Matrix Spikes:
All percent recoveries and relative percent differences (RPDs) were within acceptance criteria with any exceptions noted below.

Duplicate Sample:
All duplicate sample results were within method acceptance criteria with any exceptions noted below.

QC Batch: 395520

R1: RPD value was outside control limits.

- DUP (Lab ID: 2282128)
  - Total Suspended Solids

Additional Comments:

This data package has been reviewed for quality and completeness and is approved for release.

This report shall not be reproduced, except in full,
without the written consent of Pace Analytical Services, LLC.

Pace Analytical Services, LLC
1241 Bellevue Street - Suite 9
Green Bay, WI 54302
(920)469-2436

ANALYTICAL RESULTS

Project: 419610 PHASE 2 TASK 2 MKC GETS
Pace Project No.: 40233057

Sample: EFFLUENT **Lab ID: 40233057001** Collected: 09/09/21 14:25 Received: 09/10/21 07:45 Matrix: Water

Parameters	Results	Units	LOQ	LOD	DF	Prepared	Analyzed	CAS No.	Qual
625 MSSV PAH by SIM	Analytical Method: EPA 625 SIM Preparation Method: EPA 625								
	Pace Analytical Services - Green Bay								
Benzo(a)anthracene	**<0.012**	ug/L	0.046	0.012	1	09/13/21 09:48	09/14/21 09:46	56-55-3	
Benzo(a)pyrene	**<0.018**	ug/L	0.046	0.018	1	09/13/21 09:48	09/14/21 09:46	50-32-8	
Benzo(b)fluoranthene	**<0.018**	ug/L	0.046	0.018	1	09/13/21 09:48	09/14/21 09:46	205-99-2	
Benzo(g,h,i)perylene	**<0.021**	ug/L	0.046	0.021	1	09/13/21 09:48	09/14/21 09:46	191-24-2	
Benzo(k)fluoranthene	**<0.020**	ug/L	0.046	0.020	1	09/13/21 09:48	09/14/21 09:46	207-08-9	
Chrysene	**<0.024**	ug/L	0.046	0.024	1	09/13/21 09:48	09/14/21 09:46	218-01-9	
Dibenz(a,h)anthracene	**<0.016**	ug/L	0.046	0.016	1	09/13/21 09:48	09/14/21 09:46	53-70-3	
Fluoranthene	**<0.024**	ug/L	0.046	0.024	1	09/13/21 09:48	09/14/21 09:46	206-44-0	
Indeno(1,2,3-cd)pyrene	**<0.014**	ug/L	0.046	0.014	1	09/13/21 09:48	09/14/21 09:46	193-39-5	
Naphthalene	**<0.018**	ug/L	0.046	0.018	1	09/13/21 09:48	09/14/21 09:46	91-20-3	
Phenanthrene	**<0.023**	ug/L	0.046	0.023	1	09/13/21 09:48	09/14/21 09:46	85-01-8	
Pyrene	**<0.021**	ug/L	0.046	0.021	1	09/13/21 09:48	09/14/21 09:46	129-00-0	
Surrogates									
2-Fluorobiphenyl (S)	69	%	10-113		1	09/13/21 09:48	09/14/21 09:46	321-60-8	
Terphenyl-d14 (S)	75	%	28-124		1	09/13/21 09:48	09/14/21 09:46	1718-51-0	
624.1 Volatile Organics	Analytical Method: EPA 624.1								
	Pace Analytical Services - Green Bay								
Benzene	**<0.30**	ug/L	1.0	0.30	1		09/15/21 12:58	71-43-2	
Bromodichloromethane	**<0.42**	ug/L	1.0	0.42	1		09/15/21 12:58	75-27-4	
Bromoform	**<3.8**	ug/L	5.0	3.8	1		09/15/21 12:58	75-25-2	
Bromomethane	**<1.2**	ug/L	5.0	1.2	1		09/15/21 12:58	74-83-9	
Carbon tetrachloride	**<0.37**	ug/L	1.0	0.37	1		09/15/21 12:58	56-23-5	
Chloroform	**<1.2**	ug/L	5.0	1.2	1		09/15/21 12:58	67-66-3	
Chloromethane	**<1.6**	ug/L	5.0	1.6	1		09/15/21 12:58	74-87-3	
1,2-Dichloroethane	**<0.29**	ug/L	1.0	0.29	1		09/15/21 12:58	107-06-2	
1,1-Dichloroethene	**<0.58**	ug/L	1.0	0.58	1		09/15/21 12:58	75-35-4	
Ethylbenzene	**<0.33**	ug/L	1.0	0.33	1		09/15/21 12:58	100-41-4	
1,1,2,2-Tetrachloroethane	**<0.38**	ug/L	1.0	0.38	1		09/15/21 12:58	79-34-5	
Tetrachloroethene	**6.2**	ug/L	1.0	0.41	1		09/15/21 12:58	127-18-4	
Toluene	**<0.29**	ug/L	1.0	0.29	1		09/15/21 12:58	108-88-3	
1,1,1-Trichloroethane	**<0.30**	ug/L	1.0	0.30	1		09/15/21 12:58	71-55-6	
1,1,2-Trichloroethane	**<0.34**	ug/L	5.0	0.34	1		09/15/21 12:58	79-00-5	
Trichloroethene	**1.3**	ug/L	1.0	0.32	1		09/15/21 12:58	79-01-6	
Vinyl chloride	**<0.17**	ug/L	1.0	0.17	1		09/15/21 12:58	75-01-4	
Xylene (Total)	**<1.0**	ug/L	3.0	1.0	1		09/15/21 12:58	1330-20-7	
Surrogates									
4-Bromofluorobenzene (S)	82	%	70-130		1		09/15/21 12:58	460-00-4	
Toluene-d8 (S)	91	%	70-130		1		09/15/21 12:58	2037-26-5	
1,2-Dichlorobenzene-d4 (S)	105	%	70-130		1		09/15/21 12:58	2199-69-1	
2540D Total Suspended Solids	Analytical Method: SM 2540D								
	Pace Analytical Services - Green Bay								
Total Suspended Solids	**1.4J**	mg/L	2.0	0.95	1		09/13/21 13:43		

REPORT OF LABORATORY ANALYSIS

This report shall not be reproduced, except in full,
without the written consent of Pace Analytical Services, LLC.

Pace Analytical Services, LLC
1241 Bellevue Street - Suite 9
Green Bay, WI 54302
(920)469-2436

ANALYTICAL RESULTS

Project: 419610 PHASE 2 TASK 2 MKC GETS
Pace Project No.: 40233057

Sample: INFLUENT **Lab ID: 40233057002** Collected: 09/09/21 14:35 Received: 09/10/21 07:45 Matrix: Water

Parameters	Results	Units	LOQ	LOD	DF	Prepared	Analyzed	CAS No.	Qual
625 MSSV PAH by SIM	Analytical Method: EPA 625 SIM Preparation Method: EPA 625 Pace Analytical Services - Green Bay								
Benzo(a)anthracene	**<0.012**	ug/L	0.046	0.012	1	09/13/21 09:48	09/14/21 09:08	56-55-3	
Benzo(a)pyrene	**<0.018**	ug/L	0.046	0.018	1	09/13/21 09:48	09/14/21 09:08	50-32-8	
Benzo(b)fluoranthene	**<0.018**	ug/L	0.046	0.018	1	09/13/21 09:48	09/14/21 09:08	205-99-2	
Benzo(g,h,i)perylene	**<0.021**	ug/L	0.046	0.021	1	09/13/21 09:48	09/14/21 09:08	191-24-2	
Benzo(k)fluoranthene	**<0.020**	ug/L	0.046	0.020	1	09/13/21 09:48	09/14/21 09:08	207-08-9	
Chrysene	**<0.024**	ug/L	0.046	0.024	1	09/13/21 09:48	09/14/21 09:08	218-01-9	
Dibenz(a,h)anthracene	**<0.016**	ug/L	0.046	0.016	1	09/13/21 09:48	09/14/21 09:08	53-70-3	
Fluoranthene	**<0.024**	ug/L	0.046	0.024	1	09/13/21 09:48	09/14/21 09:08	206-44-0	
Indeno(1,2,3-cd)pyrene	**<0.014**	ug/L	0.046	0.014	1	09/13/21 09:48	09/14/21 09:08	193-39-5	
Naphthalene	**<0.018**	ug/L	0.046	0.018	1	09/13/21 09:48	09/14/21 09:08	91-20-3	
Phenanthrene	**<0.023**	ug/L	0.046	0.023	1	09/13/21 09:48	09/14/21 09:08	85-01-8	
Pyrene	**<0.021**	ug/L	0.046	0.021	1	09/13/21 09:48	09/14/21 09:08	129-00-0	
Surrogates									
2-Fluorobiphenyl (S)	64	%	10-113		1	09/13/21 09:48	09/14/21 09:08	321-60-8	
Terphenyl-d14 (S)	66	%	28-124		1	09/13/21 09:48	09/14/21 09:08	1718-51-0	
624.1 Volatile Organics	Analytical Method: EPA 624.1 Pace Analytical Services - Green Bay								
Benzene	**<5.9**	ug/L	20.0	5.9	20		09/15/21 14:31	71-43-2	
Bromodichloromethane	**<8.3**	ug/L	20.0	8.3	20		09/15/21 14:31	75-27-4	
Bromoform	**<76.0**	ug/L	100	76.0	20		09/15/21 14:31	75-25-2	
Bromomethane	**<23.8**	ug/L	100	23.8	20		09/15/21 14:31	74-83-9	
Carbon tetrachloride	**<7.4**	ug/L	20.0	7.4	20		09/15/21 14:31	56-23-5	
Chloroform	**<23.7**	ug/L	100	23.7	20		09/15/21 14:31	67-66-3	
Chloromethane	**<32.7**	ug/L	100	32.7	20		09/15/21 14:31	74-87-3	
1,2-Dichloroethane	**<5.8**	ug/L	20.0	5.8	20		09/15/21 14:31	107-06-2	
1,1-Dichloroethene	**<11.6**	ug/L	20.0	11.6	20		09/15/21 14:31	75-35-4	
Ethylbenzene	**<6.5**	ug/L	20.0	6.5	20		09/15/21 14:31	100-41-4	
1,1,2,2-Tetrachloroethane	**<7.6**	ug/L	20.0	7.6	20		09/15/21 14:31	79-34-5	
Tetrachloroethene	**1020**	ug/L	20.0	8.2	20		09/15/21 14:31	127-18-4	
Toluene	**<5.8**	ug/L	20.0	5.8	20		09/15/21 14:31	108-88-3	
1,1,1-Trichloroethane	**<6.1**	ug/L	20.0	6.1	20		09/15/21 14:31	71-55-6	
1,1,2-Trichloroethane	**<6.9**	ug/L	100	6.9	20		09/15/21 14:31	79-00-5	
Trichloroethene	**101**	ug/L	20.0	6.4	20		09/15/21 14:31	79-01-6	
Vinyl chloride	**<3.5**	ug/L	20.0	3.5	20		09/15/21 14:31	75-01-4	
Xylene (Total)	**<21.0**	ug/L	60.0	21.0	20		09/15/21 14:31	1330-20-7	
Surrogates									
4-Bromofluorobenzene (S)	80	%	70-130		20		09/15/21 14:31	460-00-4	
Toluene-d8 (S)	91	%	70-130		20		09/15/21 14:31	2037-26-5	
1,2-Dichlorobenzene-d4 (S)	108	%	70-130		20		09/15/21 14:31	2199-69-1	
2540D Total Suspended Solids	Analytical Method: SM 2540D Pace Analytical Services - Green Bay								
Total Suspended Solids	**<0.95**	mg/L	2.0	0.95	1		09/13/21 13:43		

REPORT OF LABORATORY ANALYSIS

This report shall not be reproduced, except in full,
without the written consent of Pace Analytical Services, LLC.

Pace Analytical Services, LLC
1241 Bellevue Street - Suite 9
Green Bay, WI 54302
(920)469-2436

ANALYTICAL RESULTS

Project: 419610 PHASE 2 TASK 2 MKC GETS
Pace Project No.: 40233057

Sample: TRIP BLANK **Lab ID: 40233057003** Collected: 09/09/21 00:00 Received: 09/10/21 07:45 Matrix: Water

Parameters	Results	Units	LOQ	LOD	DF	Prepared	Analyzed	CAS No.	Qual
624.1 Volatile Organics	Analytical Method: EPA 624.1 Pace Analytical Services - Green Bay								
Benzene	**<0.30**	ug/L	1.0	0.30	1		09/15/21 10:46	71-43-2	
Bromodichloromethane	**<0.42**	ug/L	1.0	0.42	1		09/15/21 10:46	75-27-4	
Bromoform	**<3.8**	ug/L	5.0	3.8	1		09/15/21 10:46	75-25-2	
Bromomethane	**<1.2**	ug/L	5.0	1.2	1		09/15/21 10:46	74-83-9	
Carbon tetrachloride	**<0.37**	ug/L	1.0	0.37	1		09/15/21 10:46	56-23-5	
Chloroform	**<1.2**	ug/L	5.0	1.2	1		09/15/21 10:46	67-66-3	
Chloromethane	**<1.6**	ug/L	5.0	1.6	1		09/15/21 10:46	74-87-3	
1,2-Dichloroethane	**<0.29**	ug/L	1.0	0.29	1		09/15/21 10:46	107-06-2	
1,1-Dichloroethene	**<0.58**	ug/L	1.0	0.58	1		09/15/21 10:46	75-35-4	
Ethylbenzene	**<0.33**	ug/L	1.0	0.33	1		09/15/21 10:46	100-41-4	
1,1,2,2-Tetrachloroethane	**<0.38**	ug/L	1.0	0.38	1		09/15/21 10:46	79-34-5	
Tetrachloroethene	**<0.41**	ug/L	1.0	0.41	1		09/15/21 10:46	127-18-4	
Toluene	**<0.29**	ug/L	1.0	0.29	1		09/15/21 10:46	108-88-3	
1,1,1-Trichloroethane	**<0.30**	ug/L	1.0	0.30	1		09/15/21 10:46	71-55-6	
1,1,2-Trichloroethane	**<0.34**	ug/L	5.0	0.34	1		09/15/21 10:46	79-00-5	
Trichloroethene	**<0.32**	ug/L	1.0	0.32	1		09/15/21 10:46	79-01-6	
Vinyl chloride	**<0.17**	ug/L	1.0	0.17	1		09/15/21 10:46	75-01-4	
Xylene (Total)	**<1.0**	ug/L	3.0	1.0	1		09/15/21 10:46	1330-20-7	
Surrogates									
4-Bromofluorobenzene (S)	83	%	70-130		1		09/15/21 10:46	460-00-4	
Toluene-d8 (S)	91	%	70-130		1		09/15/21 10:46	2037-26-5	
1,2-Dichlorobenzene-d4 (S)	102	%	70-130		1		09/15/21 10:46	2199-69-1	

REPORT OF LABORATORY ANALYSIS

This report shall not be reproduced, except in full,
without the written consent of Pace Analytical Services, LLC.

Pace Analytical Services, LLC
1241 Bellevue Street - Suite 9
Green Bay, WI 54302
(920)469-2436

QUALITY CONTROL DATA

Project: 419610 PHASE 2 TASK 2 MKC GETS
Pace Project No.: 40233057

QC Batch: 395725
QC Batch Method: EPA 624.1
Analysis Method: EPA 624.1
Analysis Description: 624.1 MSV
Laboratory: Pace Analytical Services - Green Bay
Associated Lab Samples: 40233057001, 40233057002, 40233057003

METHOD BLANK: 2282941 Matrix: Water
Associated Lab Samples: 40233057001, 40233057002, 40233057003

Parameter	Units	Blank Result	Reporting Limit	Analyzed	Qualifiers
1,1,1-Trichloroethane	ug/L	<0.30	1.0	09/15/21 08:54	
1,1,2,2-Tetrachloroethane	ug/L	<0.38	1.0	09/15/21 08:54	
1,1,2-Trichloroethane	ug/L	<0.34	5.0	09/15/21 08:54	
1,1-Dichloroethene	ug/L	<0.58	1.0	09/15/21 08:54	
1,2-Dichloroethane	ug/L	<0.29	1.0	09/15/21 08:54	
Benzene	ug/L	<0.30	1.0	09/15/21 08:54	
Bromodichloromethane	ug/L	<0.42	1.0	09/15/21 08:54	
Bromoform	ug/L	<3.8	5.0	09/15/21 08:54	
Bromomethane	ug/L	<1.2	5.0	09/15/21 08:54	
Carbon tetrachloride	ug/L	<0.37	1.0	09/15/21 08:54	
Chloroform	ug/L	<1.2	5.0	09/15/21 08:54	
Chloromethane	ug/L	<1.6	5.0	09/15/21 08:54	
Ethylbenzene	ug/L	<0.33	1.0	09/15/21 08:54	
Tetrachloroethene	ug/L	<0.41	1.0	09/15/21 08:54	
Toluene	ug/L	<0.29	1.0	09/15/21 08:54	
Trichloroethene	ug/L	<0.32	1.0	09/15/21 08:54	
Vinyl chloride	ug/L	<0.17	1.0	09/15/21 08:54	
Xylene (Total)	ug/L	<1.0	3.0	09/15/21 08:54	
1,2-Dichlorobenzene-d4 (S)	%	101	70-130	09/15/21 08:54	
4-Bromofluorobenzene (S)	%	82	70-130	09/15/21 08:54	
Toluene-d8 (S)	%	91	70-130	09/15/21 08:54	

LABORATORY CONTROL SAMPLE: 2282942

Parameter	Units	Spike Conc.	LCS Result	LCS % Rec	% Rec Limits	Qualifiers
1,1,1-Trichloroethane	ug/L	50	45.1	90	70-130	
1,1,2,2-Tetrachloroethane	ug/L	50	41.8	84	60-140	
1,1,2-Trichloroethane	ug/L	50	44.5	89	70-130	
1,1-Dichloroethene	ug/L	50	52.6	105	50-150	
1,2-Dichloroethane	ug/L	50	45.1	90	70-130	
Benzene	ug/L	50	45.2	90	65-135	
Bromodichloromethane	ug/L	50	43.6	87	65-135	
Bromoform	ug/L	50	48.2	96	70-130	
Bromomethane	ug/L	50	38.6	77	15-185	
Carbon tetrachloride	ug/L	50	49.1	98	70-130	
Chloroform	ug/L	50	45.0	90	70-135	
Chloromethane	ug/L	50	63.6	127	10-200	
Ethylbenzene	ug/L	50	44.2	88	60-140	
Tetrachloroethene	ug/L	50	51.4	103	70-130	

Results presented on this page are in the units indicated by the "Units" column except where an alternate unit is presented to the right of the result.

REPORT OF LABORATORY ANALYSIS

This report shall not be reproduced, except in full,
without the written consent of Pace Analytical Services, LLC.

Pace Analytical Services, LLC
1241 Bellevue Street - Suite 9
Green Bay, WI 54302
(920)469-2436

QUALITY CONTROL DATA

Project: 419610 PHASE 2 TASK 2 MKC GETS
Pace Project No.: 40233057

LABORATORY CONTROL SAMPLE: 2282942

Parameter	Units	Spike Conc.	LCS Result	LCS % Rec	% Rec Limits	Qualifiers
Toluene	ug/L	50	45.4	91	70-130	
Trichloroethene	ug/L	50	45.3	91	65-135	
Vinyl chloride	ug/L	50	48.5	97	10-195	
Xylene (Total)	ug/L	150	146	97	70-130	
1,2-Dichlorobenzene-d4 (S)	%			101	70-130	
4-Bromofluorobenzene (S)	%			84	70-130	
Toluene-d8 (S)	%			95	70-130	

MATRIX SPIKE & MATRIX SPIKE DUPLICATE: 2283121 2283122

Parameter	Units	40233202001 Result	MS Spike Conc.	MSD Spike Conc.	MS Result	MSD Result	MS % Rec	MSD % Rec	% Rec Limits	RPD	Max RPD	Qual
1,1,1-Trichloroethane	ug/L	<0.30	50	50	49.0	48.2	98	96	70-130	2	20	
1,1,2,2-Tetrachloroethane	ug/L	<0.38	50	50	42.8	41.8	86	84	66-130	2	20	
1,1,2-Trichloroethane	ug/L	<0.34	50	50	44.5	44.1	89	88	70-130	1	20	
1,1-Dichloroethene	ug/L	<0.58	50	50	57.4	56.9	115	114	76-132	1	20	
1,2-Dichloroethane	ug/L	<0.29	50	50	46.7	44.8	93	90	70-130	4	20	
Benzene	ug/L	<0.30	50	50	47.6	46.7	95	93	70-132	2	20	
Bromodichloromethane	ug/L	<0.42	50	50	44.8	45.1	90	90	70-130	1	20	
Bromoform	ug/L	<3.8	50	50	48.3	49.2	97	98	65-130	2	20	
Bromomethane	ug/L	<1.2	50	50	41.5	39.9	83	80	44-128	4	21	
Carbon tetrachloride	ug/L	<0.37	50	50	54.4	54.6	109	109	70-132	0	20	
Chloroform	ug/L	<1.2	50	50	47.5	47.6	95	95	80-122	0	20	
Chloromethane	ug/L	<1.6	50	50	62.3	62.0	125	124	17-149	0	20	
Ethylbenzene	ug/L	<0.33	50	50	45.7	45.4	91	91	80-123	1	20	
Tetrachloroethene	ug/L	<0.41	50	50	53.8	53.7	108	107	70-130	0	20	
Toluene	ug/L	<0.29	50	50	47.2	46.7	94	93	80-121	1	20	
Trichloroethene	ug/L	<0.32	50	50	48.5	49.1	97	98	70-130	1	20	
Vinyl chloride	ug/L	<0.17	50	50	56.6	56.7	113	113	61-143	0	20	
Xylene (Total)	ug/L	<1.0	150	150	154	152	103	101	70-130	1	20	
1,2-Dichlorobenzene-d4 (S)	%						101	99	70-130			
4-Bromofluorobenzene (S)	%						87	84	70-130			
Toluene-d8 (S)	%						95	92	70-130			

Results presented on this page are in the units indicated by the "Units" column except where an alternate unit is presented to the right of the result.

REPORT OF LABORATORY ANALYSIS

This report shall not be reproduced, except in full,
without the written consent of Pace Analytical Services, LLC.

Pace Analytical Services, LLC
1241 Bellevue Street - Suite 9
Green Bay, WI 54302
(920)469-2436

QUALITY CONTROL DATA

Project: 419610 PHASE 2 TASK 2 MKC GETS
Pace Project No.: 40233057

QC Batch: 395453
QC Batch Method: EPA 625
Analysis Method: EPA 625 SIM
Analysis Description: 625 Water PAH
Laboratory: Pace Analytical Services - Green Bay
Associated Lab Samples: 40233057001, 40233057002

METHOD BLANK: 2281988 Matrix: Water
Associated Lab Samples: 40233057001, 40233057002

Parameter	Units	Blank Result	Reporting Limit	Analyzed	Qualifiers
Benzo(a)anthracene	ug/L	<0.014	0.050	09/14/21 08:13	
Benzo(a)pyrene	ug/L	<0.020	0.050	09/14/21 08:13	
Benzo(b)fluoranthene	ug/L	<0.020	0.050	09/14/21 08:13	
Benzo(g,h,i)perylene	ug/L	<0.023	0.050	09/14/21 08:13	
Benzo(k)fluoranthene	ug/L	<0.022	0.050	09/14/21 08:13	
Chrysene	ug/L	<0.027	0.050	09/14/21 08:13	
Dibenz(a,h)anthracene	ug/L	<0.018	0.050	09/14/21 08:13	
Fluoranthene	ug/L	<0.026	0.050	09/14/21 08:13	
Indeno(1,2,3-cd)pyrene	ug/L	<0.016	0.050	09/14/21 08:13	
Naphthalene	ug/L	0.076	0.050	09/14/21 08:13	
Phenanthrene	ug/L	<0.026	0.050	09/14/21 08:13	
Pyrene	ug/L	<0.023	0.050	09/14/21 08:13	
2-Fluorobiphenyl (S)	%	67	10-113	09/14/21 08:13	
Terphenyl-d14 (S)	%	72	28-124	09/14/21 08:13	

LABORATORY CONTROL SAMPLE & LCSD: 2281989 2281990

Parameter	Units	Spike Conc.	LCS Result	LCSD Result	LCS % Rec	LCSD % Rec	% Rec Limits	RPD	Max RPD	Qualifiers
Benzo(a)anthracene	ug/L	2	1.7	1.7	83	85	52-92	2	20	
Benzo(a)pyrene	ug/L	2	1.6	1.7	80	85	61-105	6	20	
Benzo(b)fluoranthene	ug/L	2	1.6	1.6	79	81	57-102	3	20	
Benzo(g,h,i)perylene	ug/L	2	1.8	1.8	89	92	62-120	3	20	
Benzo(k)fluoranthene	ug/L	2	1.7	1.8	87	90	70-122	4	20	
Chrysene	ug/L	2	1.7	1.8	86	90	71-122	5	20	
Dibenz(a,h)anthracene	ug/L	2	1.7	1.8	87	92	41-101	5	20	
Fluoranthene	ug/L	2	1.8	1.8	90	91	67-116	1	20	
Indeno(1,2,3-cd)pyrene	ug/L	2	1.8	1.8	89	91	59-120	3	20	
Naphthalene	ug/L	2	1.5	1.5	76	76	71-120	0	20	
Phenanthrene	ug/L	2	1.6	1.7	82	83	60-102	2	20	
Pyrene	ug/L	2	1.5	1.5	75	77	72-120	3	20	
2-Fluorobiphenyl (S)	%				66	69	10-113			
Terphenyl-d14 (S)	%				70	74	28-124			

Results presented on this page are in the units indicated by the "Units" column except where an alternate unit is presented to the right of the result.

REPORT OF LABORATORY ANALYSIS

This report shall not be reproduced, except in full,
without the written consent of Pace Analytical Services, LLC.

Pace Analytical Services, LLC
1241 Bellevue Street - Suite 9
Green Bay, WI 54302
(920)469-2436

QUALITY CONTROL DATA

Project: 419610 PHASE 2 TASK 2 MKC GETS
Pace Project No.: 40233057

QC Batch: 395520
QC Batch Method: SM 2540D
Analysis Method: SM 2540D
Analysis Description: 2540D Total Suspended Solids
Laboratory: Pace Analytical Services - Green Bay
Associated Lab Samples: 40233057001, 40233057002

METHOD BLANK: 2282125 Matrix: Water
Associated Lab Samples: 40233057001, 40233057002

Parameter	Units	Blank Result	Reporting Limit	Analyzed	Qualifiers
Total Suspended Solids	mg/L	<0.48	1.0	09/13/21 13:42	

LABORATORY CONTROL SAMPLE: 2282126

Parameter	Units	Spike Conc.	LCS Result	LCS % Rec	% Rec Limits	Qualifiers
Total Suspended Solids	mg/L	100	98.0	98	80-120	

SAMPLE DUPLICATE: 2282127

Parameter	Units	40233047001 Result	Dup Result	RPD	Max RPD	Qualifiers
Total Suspended Solids	mg/L	350	360	3	10	

SAMPLE DUPLICATE: 2282128

Parameter	Units	40233047002 Result	Dup Result	RPD	Max RPD	Qualifiers
Total Suspended Solids	mg/L	1130	1270	11	10	R1

Results presented on this page are in the units indicated by the "Units" column except where an alternate unit is presented to the right of the result.

REPORT OF LABORATORY ANALYSIS

This report shall not be reproduced, except in full,
without the written consent of Pace Analytical Services, LLC.

Pace Analytical Services, LLC
1241 Bellevue Street - Suite 9
Green Bay, WI 54302
(920)469-2436

QUALIFIERS

Project: 419610 PHASE 2 TASK 2 MKC GETS
Pace Project No.: 40233057

DEFINITIONS

DF - Dilution Factor, if reported, represents the factor applied to the reported data due to dilution of the sample aliquot.

ND - Not Detected at or above LOD.

J - Estimated concentration at or above the LOD and below the LOQ.

LOD - Limit of Detection adjusted for dilution factor, percent moisture, initial weight and final volume.

LOQ - Limit of Quantitation adjusted for dilution factor, percent moisture, initial weight and final volume.

S - Surrogate

1,2-Diphenylhydrazine decomposes to and cannot be separated from Azobenzene using Method 8270. The result for each analyte is a combined concentration.

Consistent with EPA guidelines, unrounded data are displayed and have been used to calculate % recovery and RPD values.

LCS(D) - Laboratory Control Sample (Duplicate)

MS(D) - Matrix Spike (Duplicate)

DUP - Sample Duplicate

RPD - Relative Percent Difference

NC - Not Calculable.

SG - Silica Gel - Clean-Up

U - Indicates the compound was analyzed for, but not detected at or above the adjusted LOD.

N-Nitrosodiphenylamine decomposes and cannot be separated from Diphenylamine using Method 8270. The result reported for each analyte is a combined concentration.

Pace Analytical is TNI accredited. Contact your Pace PM for the current list of accredited analytes.

TNI - The NELAC Institute.

BATCH QUALIFIERS

Batch: 395541

[M5] A matrix spike/matrix spike duplicate was not performed for this batch due to insufficient sample volume.

ANALYTE QUALIFIERS

R1 RPD value was outside control limits.

This report shall not be reproduced, except in full,
without the written consent of Pace Analytical Services, LLC.

Pace Analytical Services, LLC
1241 Bellevue Street - Suite 9
Green Bay, WI 54302
(920)469-2436

QUALITY CONTROL DATA CROSS REFERENCE TABLE

Project: 419610 PHASE 2 TASK 2 MKC GETS
Pace Project No.: 40233057

Lab ID	Sample ID	QC Batch Method	QC Batch	Analytical Method	Analytical Batch
40233057001	**EFFLUENT**	EPA 625	395453	EPA 625 SIM	395541
40233057002	**INFLUENT**	EPA 625	395453	EPA 625 SIM	395541
40233057001	**EFFLUENT**	EPA 624.1	395725		
40233057002	**INFLUENT**	EPA 624.1	395725		
40233057003	**TRIP BLANK**	EPA 624.1	395725		
40233057001	**EFFLUENT**	SM 2540D	395520		
40233057002	**INFLUENT**	SM 2540D	395520		

This report shall not be reproduced, except in full,
without the written consent of Pace Analytical Services, LLC.

UPPER MIDWEST REGION
MN: 612-607-1700 WI: 920-469-2436

4023305?

Pace Analytical®
www.pacelabs.com

CHAIN OF CUSTODY

*Preservation Codes
A=None B=HCL C=H2SO4 D=HNO3 E=DI Water F=Methanol G=NaOH
H=Sodium Bisulfate Solution I=Sodium Thiosulfate J=Other

(Please Print Clearly)	
Company Name:	TRC
Branch/Location:	Madison, WI
Project Contact:	Andrew Stehn
Phone:	608-807-8112
Project Number:	419610 Phase 2 Task 2
Project Name:	MKC GETS Sampling
Project State:	WI
Sampled By (Print):	Ben Wachholz
Sampled By (Sign):	
PO #:	1620700
Regulatory Program:	

Quote #:	
Mail To Contact:	Andrew Stehn
Mail To Company:	TRC
Mail To Address:	708 Heartland Trail suite 3000 Madison, WI
Invoice To Contact:	
Invoice To Company:	Same as
Invoice To Address:	above
Invoice To Phone:	608-807-8112

Data Package Options (billable)
☐ EPA Level III
☐ EPA Level IV

MS/MSD
☐ On your sample (billable)
☐ NOT needed on your sample

Matrix Codes
A = Air, B = Biota, C = Charcoal, O = Oil, S = Soil, SI = Sludge, W = Water, DW = Drinking Water, GW = Ground Water, SW = Surface Water, WW = Waste Water, WP = Wipe

PACE LAB #	CLIENT FIELD ID	COLLECTION DATE	COLLECTION TIME	MATRIX	FILTERED? (YES/NO) Y/N	PRESERVATION (CODE)* Pick Letter	Analyses Requested: TSS	PAHs	VOCs
					N	A	TSS	PAHs	VOCs
001	EFFLUENT	9/9/21	1425	W			X	X	X
002	INFLUENT	9/9/21	1435	W			X	X	X
003	Trip Blank	-	-	W					X

CLIENT COMMENTS | LAB COMMENTS (Lab Use Only) | Profile #

Rush Turnaround Time Requested - Prelims
(Rush TAT subject to approval/surcharge)
Date Needed:

Transmit Prelim Rush Results by (complete what you want):
Email #1:
Email #2:
Telephone:
Fax:

Samples on HOLD are subject to special pricing and release of liability

Relinquished By:	Date/Time:	Received By:	Date/Time:
	9/9/21 15:40		9/9/21 1539
	9/9/21 1540		
	9/10/21 0745		9/10/21 0745

PACE Project No. 4023305?
Receipt Temp = 1.5 °C
Sample Receipt pH OK / Adjusted
Cooler Custody Seal Present / ~~Not Present~~
Intact / Not Intact

Version 6.0 06/14/06

ORIGINAL

C019a(27Jun2006)

Pace Analytical Services, LLC
1241 Bellevue Street, Suite 9
Green Bay, WI 54302

Sample Preservation Receipt Form

Client Name: TRC Project # 40233057

All containers needing preservation have been checked and noted below: ☐Yes ☐No ☐N/A

Lab Lot# of pH paper: Lab Std #ID of preservation (if pH adjusted):

Initial when completed: Date/ Time:

	Glass								Plastic					Vials						Jars				General							
Pace Lab #	AG1U	BG1U	AG1H	AG4S	AG4U	AG5U	AG2S	BG3U	BP1U	BP3U	BP3B	BP3N	BP3S	VG9A	DG9T	VG9U	VG9H	VG9M	VG9D	JGFU	JG9U	WGFU	WPFU	SP5T	ZPLC	GN	VOA Vials (>6mm) *	H2SO4 pH ≤2	NaOH+Zn Act pH ≥9	NaOH pH ≥12	HNO3 pH ≤2	pH after adjusted	Volume (mL)
001						2			1								2															2.5 / 5 / 10
002						2			1								2															2.5 / 5 / 10
003																	2															2.5 / 5 / 10
004																																2.5 / 5 / 10
005																																2.5 / 5 / 10
006																																2.5 / 5 / 10
007																																2.5 / 5 / 10
008																																2.5 / 5 / 10
009																																2.5 / 5 / 10
010																																2.5 / 5 / 10
011																																2.5 / 5 / 10
012																																2.5 / 5 / 10
013																																2.5 / 5 / 10
014																																2.5 / 5 / 10
015																																2.5 / 5 / 10
016																																2.5 / 5 / 10
017																																2.5 / 5 / 10
018																												9/10/24				2.5 / 5 / 10
019																																2.5 / 5 / 10
020																																2.5 / 5 / 10

Exceptions to preservation check: VOA, Coliform, TOC, TOX, TOH, O&G, WI DRO, Phenolics, Other:_____ Headspace in VOA Vials (>6mm) : ☐Yes ☐No ☐N/A ***If yes look in headspace column**

AG1U	1 liter amber glass
BG1U	1 liter clear glass
AG1H	1 liter amber glass HCL
AG4S	125 mL amber glass H2SO4
AG4U	120 mL amber glass unpres
AG5U	100 mL amber glass unpres
AG2S	500 mL amber glass H2SO4
BG3U	250 mL clear glass unpres

BP1U	1 liter plastic unpres
BP3U	250 mL plastic unpres
BP3B	250 mL plastic NaOH
BP3N	250 mL plastic HNO3
BP3S	250 mL plastic H2SO4

VG9A	40 mL clear ascorbic
DG9T	40 mL amber Na Thio
VG9U	40 mL clear vial unpres
VG9H	40 mL clear vial HCL
VG9M	40 mL clear vial MeOH
VG9D	40 mL clear vial DI

JGFU	4 oz amber jar unpres
JG9U	9 oz amber jar unpres
WGFU	4 oz clear jar unpres
WPFU	4 oz plastic jar unpres
SP5T	120 mL plastic Na Thiosulfate
ZPLC	ziploc bag
GN	

Pace Analytical® 1241 Bellevue Street, Green Bay, WI 54302	Document Name: **Sample Condition Upon Receipt (SCUR)**	Document Revised: 26Mar2020
	Document No.: **ENV-FRM-GBAY-0014-Rev.00**	Author: Pace Green Bay Quality Office

Sample Condition Upon Receipt Form (SCUR)

Project #:

WO# : 40233057

40233057

Client Name: TRC

Courier: ☑ ~~CS~~ Logistics ☐ Fed Ex ☐ Speedee ☐ UPS ☐ Waltco
☐ Client ☐ Pace Other:

Tracking #:

Custody Seal on Cooler/Box Present: ☐ yes ☒ no Seals intact: ☐ yes ☐ no

Custody Seal on Samples Present: ☐ yes ☒ no Seals intact: ☐ yes ☐ no

Packing Material: ☑ Bubble Wrap ☑ Bubble Bags ☐ None ☐ Other

Thermometer Used SR - 105 **Type of Ice:** (We) Blue Dry None ☒ Samples on ice, cooling process has begun

Cooler Temperature Uncorr: 2 /Corr: 1.5

Temp Blank Present: ☐ yes ☑ no **Biological Tissue is Frozen:** ☐ yes ☐ no

Person examining contents:
Date: 9/10/21 /Initials: SKW

Labeled By Initials: AJL

Temp should be above freezing to 6°C.
Biota Samples may be received at ≤ 0°C if shipped on Dry Ice.

Chain of Custody Present:	☑Yes ☐No ☐N/A	1.
Chain of Custody Filled Out:	☑Yes ☐No ☐N/A	2.
Chain of Custody Relinquished:	☑Yes ☐No ☐N/A	3.
Sampler Name & Signature on COC:	☑Yes ☐No ☐N/A	4.
Samples Arrived within Hold Time:	☑Yes ☐No	5.
- VOA Samples frozen upon receipt	☐Yes ☐No	Date/Time:
Short Hold Time Analysis (<72hr):	☐Yes ☑No	6.
Rush Turn Around Time Requested:	☐Yes ☑No	7.
Sufficient Volume: For Analysis: ☑Yes ☐No MS/MSD: ☐Yes ☑No ☐N/A		8.
Correct Containers Used:	☑Yes ☐No	9.
-Pace Containers Used:	☑Yes ☐No ☐N/A	
-Pace IR Containers Used:	☐Yes ☐No ☑N/A	
Containers Intact:	☑Yes ☐No	10.
Filtered volume received for Dissolved tests	☐Yes ☐No ☑N/A	11.
Sample Labels match COC: -Includes date/time/ID/Analysis Matrix: W	☑Yes ☐No ☐N/A	12.
Trip Blank Present:	☑Yes ☐No ☐N/A	13.
Trip Blank Custody Seals Present	☑Yes ☐No ☐N/A	
Pace Trip Blank Lot # (if purchased): 467		

Client Notification/ Resolution: If checked, see attached form for additional comments ☐

Person Contacted: Date/Time:

Comments/ Resolution:

PM Review is documented electronically in LIMs. By releasing the project, the PM acknowledges they have reviewed the sample logi

Page 2 of 2

Appendix D: Semi-Annual GETS Influent and Effluent Vapor Laboratory Analytical Reports

eurofins | Air Toxics

7/1/2021
Mr. Andrew Stehn
TRC Corporation (RMT)
708 Heartland Trail
Suite 3000
Madison WI 53717

Project Name: GETS/SVE
Project #: 419610
Workorder #: 2106451

Dear Mr. Andrew Stehn

The following report includes the data for the above referenced project for sample(s) received on 6/18/2021 at Eurofins Air Toxics LLC.

The data and associated QC analyzed by TO-15 are compliant with the project requirements or laboratory criteria with the exception of the deviations noted in the attached case narrative.

Thank you for choosing Eurofins Air Toxics LLC. for your air analysis needs. Eurofins Air Toxics Inc. is committed to providing accurate data of the highest quality. Please feel free to contact the Project Manager: Jade White at 916-985-1000 if you have any questions regarding the data in this report.

Regards,

Jade White

Project Manager

eurofins | Air Toxics

WORK ORDER #: 2106451

Work Order Summary

CLIENT:	Mr. Andrew Stehn TRC Companies, Inc. 708 Heartland Trail Suite 3000 Madison, WI 53717	**BILL TO:**	Accounts Payable/Windsor TRC Companies, Inc. 21 Griffin Rd North Windsor, CT 06095
PHONE:	608-826-3665	**P.O. #**	167381
FAX:	608-826-3941	**PROJECT #**	419610 GETS/SVE
DATE RECEIVED:	06/18/2021	**CONTACT:**	Jade White
DATE COMPLETED:	07/01/2021		

FRACTION #	NAME	TEST	RECEIPT VAC./PRES.	FINAL PRESSURE
01A	Effluent	TO-15	4.0 "Hg	10 psi
02A	Influent	TO-15	3.0 "Hg	10 psi
03A	Lab Blank	TO-15	NA	NA
04A	CCV	TO-15	NA	NA
05A	LCS	TO-15	NA	NA
05AA	LCSD	TO-15	NA	NA

CERTIFIED BY: Heidi Hayes DATE: 07/01/21

Technical Director

Certification numbers: AZ Licensure AZ0775, FL NELAP – E87680, LA NELAP – 02089, NH NELAP - 209220, NJ NELAP - CA016, NY NELAP - 11291, TX NELAP - T104704434-20-16, UT NELAP – CA009332020-12, VA NELAP - 10615, WA NELAP - C935
Name of Accreditation Body: NELAP/ORELAP (Oregon Environmental Laboratory Accreditation Program)
Accreditation number: CA300005-014, Effective date: 10/18/2020, Expiration date: 10/17/2021.
Eurofins Air Toxics, LLC certifies that the test results contained in this report meet all requirements of the NELAC standards

This report shall not be reproduced, except in full, without the written approval of Eurofins Air Toxics, LLC.

180 BLUE RAVINE ROAD, SUITE B FOLSOM, CA - 95630
(916) 985-1000 . (800) 985-5955 . FAX (916) 351-8279

LABORATORY NARRATIVE
EPA Method TO-15
TRC Corporation (RMT)
Workorder# 2106451

Two 1 Liter Summa Canister samples were received on June 18, 2021. The laboratory performed analysis via EPA Method TO-15 using GC/MS in the full scan mode.

Receiving Notes

There were no receiving discrepancies.

Analytical Notes

All Quality Control Limit exceedances and affected sample results are noted by flags. Each flag is defined at the bottom of this Case Narrative and on each Sample Result Summary page. Target compound non-detects in the samples that are associated with high bias in QC analyses have not been flagged.

Dilution was performed on sample Influent due to the presence of high level target species.

Definition of Data Qualifying Flags

Ten qualifiers may have been used on the data analysis sheets and indicates as follows:

B - Compound present in laboratory blank greater than reporting limit (background subtraction not performed).

J - Estimated value.

E - Exceeds instrument calibration range.

S - Saturated peak.

Q - Exceeds quality control limits.

U - Compound analyzed for but not detected above the reporting limit, LOD, or MDL value. See data page for project specific U-flag definition.

UJ- Non-detected compound associated with low bias in the CCV

N - The identification is based on presumptive evidence.

M - Reported value may be biased due to apparent matrix interferences.

CN - See Case Narrative.

File extensions may have been used on the data analysis sheets and indicates as follows:

a-File was requantified

b-File was quantified by a second column and detector

r1-File was requantified for the purpose of reissue

eurofins | Air Toxics

Summary of Detected Compounds
EPA METHOD TO-15 GC/MS FULL SCAN

Client Sample ID: Effluent

Lab ID#: 2106451-01A

Compound	Rpt. Limit (ppbv)	Amount (ppbv)	Rpt. Limit (ug/m3)	Amount (ug/m3)
Vinyl Chloride	0.97	6.8	2.5	17
cis-1,2-Dichloroethene	0.97	220	3.8	870
Trichloroethene	0.97	24	5.2	130
Tetrachloroethene	0.97	94	6.6	640

Client Sample ID: Influent

Lab ID#: 2106451-02A

Compound	Rpt. Limit (ppbv)	Amount (ppbv)	Rpt. Limit (ug/m3)	Amount (ug/m3)
cis-1,2-Dichloroethene	9.4	720	37	2900
Trichloroethene	9.4	410	50	2200
Tetrachloroethene	9.4	2600	63	17000

eurofins | Air Toxics

Client Sample ID: Effluent

Lab ID#: 2106451-01A

EPA METHOD TO-15 GC/MS FULL SCAN

File Name:	**j063016**	**Date of Collection:**	**6/16/21 9:55:00 AM**
Dil. Factor:	**1.94**	**Date of Analysis:**	**6/30/21 07:32 PM**

Compound	Rpt. Limit (ppbv)	Amount (ppbv)	Rpt. Limit (ug/m3)	Amount (ug/m3)
Freon 12	0.97	Not Detected	4.8	Not Detected
Freon 114	0.97	Not Detected	6.8	Not Detected
Chloromethane	9.7	Not Detected	20	Not Detected
Vinyl Chloride	0.97	6.8	2.5	17
Bromomethane	9.7	Not Detected	38	Not Detected
Chloroethane	3.9	Not Detected	10	Not Detected
Freon 11	0.97	Not Detected	5.4	Not Detected
Freon 113	0.97	Not Detected	7.4	Not Detected
1,1-Dichloroethene	0.97	Not Detected	3.8	Not Detected
Methylene Chloride	9.7	Not Detected	34	Not Detected
Methyl tert-butyl ether	3.9	Not Detected	14	Not Detected
1,1-Dichloroethane	0.97	Not Detected	3.9	Not Detected
cis-1,2-Dichloroethene	0.97	220	3.8	870
Chloroform	0.97	Not Detected	4.7	Not Detected
1,1,1-Trichloroethane	0.97	Not Detected	5.3	Not Detected
Carbon Tetrachloride	0.97	Not Detected	6.1	Not Detected
Benzene	0.97	Not Detected	3.1	Not Detected
1,2-Dichloroethane	0.97	Not Detected	3.9	Not Detected
Trichloroethene	0.97	24	5.2	130
1,2-Dichloropropane	0.97	Not Detected	4.5	Not Detected
cis-1,3-Dichloropropene	0.97	Not Detected	4.4	Not Detected
Toluene	0.97	Not Detected	3.6	Not Detected
trans-1,3-Dichloropropene	0.97	Not Detected	4.4	Not Detected
1,1,2-Trichloroethane	0.97	Not Detected	5.3	Not Detected
Tetrachloroethene	0.97	94	6.6	640
1,2-Dibromoethane (EDB)	0.97	Not Detected	7.4	Not Detected
Chlorobenzene	0.97	Not Detected	4.5	Not Detected
Ethyl Benzene	0.97	Not Detected	4.2	Not Detected
m,p-Xylene	0.97	Not Detected	4.2	Not Detected
o-Xylene	0.97	Not Detected	4.2	Not Detected
Styrene	0.97	Not Detected	4.1	Not Detected
1,1,2,2-Tetrachloroethane	0.97	Not Detected	6.6	Not Detected
1,3,5-Trimethylbenzene	0.97	Not Detected	4.8	Not Detected
1,2,4-Trimethylbenzene	0.97	Not Detected	4.8	Not Detected
1,3-Dichlorobenzene	0.97	Not Detected	5.8	Not Detected
1,4-Dichlorobenzene	0.97	Not Detected	5.8	Not Detected
alpha-Chlorotoluene	0.97	Not Detected	5.0	Not Detected
1,2-Dichlorobenzene	0.97	Not Detected	5.8	Not Detected
1,2,4-Trichlorobenzene	3.9	Not Detected	29	Not Detected
Hexachlorobutadiene	3.9	Not Detected	41	Not Detected

Container Type: 1 Liter Summa Canister

eurofins | Air Toxics

Client Sample ID: Effluent

Lab ID#: 2106451-01A

EPA METHOD TO-15 GC/MS FULL SCAN

File Name:	**j063016**	**Date of Collection:**	**6/16/21 9:55:00 AM**
Dil. Factor:	**1.94**	**Date of Analysis:**	**6/30/21 07:32 PM**

Surrogates	%Recovery	Method Limits
Toluene-d8	94	70-130
1,2-Dichloroethane-d4	92	70-130
4-Bromofluorobenzene	92	70-130

eurofins | Air Toxics

Client Sample ID: Influent

Lab ID#: 2106451-02A

EPA METHOD TO-15 GC/MS FULL SCAN

File Name:	**j063017**	**Date of Collection:**	**6/16/21 10:23:00 AM**
Dil. Factor:	**18.7**	**Date of Analysis:**	**6/30/21 07:59 PM**

Compound	Rpt. Limit (ppbv)	Amount (ppbv)	Rpt. Limit (ug/m3)	Amount (ug/m3)
Freon 12	9.4	Not Detected	46	Not Detected
Freon 114	9.4	Not Detected	65	Not Detected
Chloromethane	94	Not Detected	190	Not Detected
Vinyl Chloride	9.4	Not Detected	24	Not Detected
Bromomethane	94	Not Detected	360	Not Detected
Chloroethane	37	Not Detected	99	Not Detected
Freon 11	9.4	Not Detected	52	Not Detected
Freon 113	9.4	Not Detected	72	Not Detected
1,1-Dichloroethene	9.4	Not Detected	37	Not Detected
Methylene Chloride	94	Not Detected	320	Not Detected
Methyl tert-butyl ether	37	Not Detected	130	Not Detected
1,1-Dichloroethane	9.4	Not Detected	38	Not Detected
cis-1,2-Dichloroethene	9.4	720	37	2900
Chloroform	9.4	Not Detected	46	Not Detected
1,1,1-Trichloroethane	9.4	Not Detected	51	Not Detected
Carbon Tetrachloride	9.4	Not Detected	59	Not Detected
Benzene	9.4	Not Detected	30	Not Detected
1,2-Dichloroethane	9.4	Not Detected	38	Not Detected
Trichloroethene	9.4	410	50	2200
1,2-Dichloropropane	9.4	Not Detected	43	Not Detected
cis-1,3-Dichloropropene	9.4	Not Detected	42	Not Detected
Toluene	9.4	Not Detected	35	Not Detected
trans-1,3-Dichloropropene	9.4	Not Detected	42	Not Detected
1,1,2-Trichloroethane	9.4	Not Detected	51	Not Detected
Tetrachloroethene	9.4	2600	63	17000
1,2-Dibromoethane (EDB)	9.4	Not Detected	72	Not Detected
Chlorobenzene	9.4	Not Detected	43	Not Detected
Ethyl Benzene	9.4	Not Detected	40	Not Detected
m,p-Xylene	9.4	Not Detected	41	Not Detected
o-Xylene	9.4	Not Detected	41	Not Detected
Styrene	9.4	Not Detected	40	Not Detected
1,1,2,2-Tetrachloroethane	9.4	Not Detected	64	Not Detected
1,3,5-Trimethylbenzene	9.4	Not Detected	46	Not Detected
1,2,4-Trimethylbenzene	9.4	Not Detected	46	Not Detected
1,3-Dichlorobenzene	9.4	Not Detected	56	Not Detected
1,4-Dichlorobenzene	9.4	Not Detected	56	Not Detected
alpha-Chlorotoluene	9.4	Not Detected	48	Not Detected
1,2-Dichlorobenzene	9.4	Not Detected	56	Not Detected
1,2,4-Trichlorobenzene	37	Not Detected	280	Not Detected
Hexachlorobutadiene	37	Not Detected	400	Not Detected

Container Type: 1 Liter Summa Canister

eurofins | Air Toxics

Client Sample ID: Influent

Lab ID#: 2106451-02A

EPA METHOD TO-15 GC/MS FULL SCAN

File Name:	**j063017**	**Date of Collection: 6/16/21 10:23:00 AM**	
Dil. Factor:	**18.7**	**Date of Analysis: 6/30/21 07:59 PM**	

Surrogates	%Recovery	Method Limits
Toluene-d8	102	70-130
1,2-Dichloroethane-d4	93	70-130
4-Bromofluorobenzene	91	70-130

eurofins | Air Toxics

Client Sample ID: Lab Blank

Lab ID#: 2106451-03A

EPA METHOD TO-15 GC/MS FULL SCAN

File Name:	**j063007a**	**Date of Collection: NA**	
Dil. Factor:	**1.00**	**Date of Analysis: 6/30/21 01:23 PM**	

Compound	Rpt. Limit (ppbv)	Amount (ppbv)	Rpt. Limit (ug/m3)	Amount (ug/m3)
Freon 12	0.50	Not Detected	2.5	Not Detected
Freon 114	0.50	Not Detected	3.5	Not Detected
Chloromethane	5.0	Not Detected	10	Not Detected
Vinyl Chloride	0.50	Not Detected	1.3	Not Detected
Bromomethane	5.0	Not Detected	19	Not Detected
Chloroethane	2.0	Not Detected	5.3	Not Detected
Freon 11	0.50	Not Detected	2.8	Not Detected
Freon 113	0.50	Not Detected	3.8	Not Detected
1,1-Dichloroethene	0.50	Not Detected	2.0	Not Detected
Methylene Chloride	5.0	Not Detected	17	Not Detected
Methyl tert-butyl ether	2.0	Not Detected	7.2	Not Detected
1,1-Dichloroethane	0.50	Not Detected	2.0	Not Detected
cis-1,2-Dichloroethene	0.50	Not Detected	2.0	Not Detected
Chloroform	0.50	Not Detected	2.4	Not Detected
1,1,1-Trichloroethane	0.50	Not Detected	2.7	Not Detected
Carbon Tetrachloride	0.50	Not Detected	3.1	Not Detected
Benzene	0.50	Not Detected	1.6	Not Detected
1,2-Dichloroethane	0.50	Not Detected	2.0	Not Detected
Trichloroethene	0.50	Not Detected	2.7	Not Detected
1,2-Dichloropropane	0.50	Not Detected	2.3	Not Detected
cis-1,3-Dichloropropene	0.50	Not Detected	2.3	Not Detected
Toluene	0.50	Not Detected	1.9	Not Detected
trans-1,3-Dichloropropene	0.50	Not Detected	2.3	Not Detected
1,1,2-Trichloroethane	0.50	Not Detected	2.7	Not Detected
Tetrachloroethene	0.50	Not Detected	3.4	Not Detected
1,2-Dibromoethane (EDB)	0.50	Not Detected	3.8	Not Detected
Chlorobenzene	0.50	Not Detected	2.3	Not Detected
Ethyl Benzene	0.50	Not Detected	2.2	Not Detected
m,p-Xylene	0.50	Not Detected	2.2	Not Detected
o-Xylene	0.50	Not Detected	2.2	Not Detected
Styrene	0.50	Not Detected	2.1	Not Detected
1,1,2,2-Tetrachloroethane	0.50	Not Detected	3.4	Not Detected
1,3,5-Trimethylbenzene	0.50	Not Detected	2.4	Not Detected
1,2,4-Trimethylbenzene	0.50	Not Detected	2.4	Not Detected
1,3-Dichlorobenzene	0.50	Not Detected	3.0	Not Detected
1,4-Dichlorobenzene	0.50	Not Detected	3.0	Not Detected
alpha-Chlorotoluene	0.50	Not Detected	2.6	Not Detected
1,2-Dichlorobenzene	0.50	Not Detected	3.0	Not Detected
1,2,4-Trichlorobenzene	2.0	Not Detected	15	Not Detected
Hexachlorobutadiene	2.0	Not Detected	21	Not Detected

Container Type: NA - Not Applicable

eurofins | Air Toxics

Client Sample ID: Lab Blank

Lab ID#: 2106451-03A

EPA METHOD TO-15 GC/MS FULL SCAN

File Name:	**j063007a**	**Date of Collection: NA**	
Dil. Factor:	**1.00**	**Date of Analysis: 6/30/21 01:23 PM**	

Surrogates	%Recovery	Method Limits
Toluene-d8	98	70-130
1,2-Dichloroethane-d4	95	70-130
4-Bromofluorobenzene	98	70-130

eurofins | Air Toxics

Client Sample ID: CCV

Lab ID#: 2106451-04A

EPA METHOD TO-15 GC/MS FULL SCAN

File Name:	**j063005**	**Date of Collection: NA**
Dil. Factor:	**1.00**	**Date of Analysis: 6/30/21 11:50 AM**

Compound	%Recovery
Freon 12	90
Freon 114	95
Chloromethane	76
Vinyl Chloride	76
Bromomethane	92
Chloroethane	91
Freon 11	91
Freon 113	93
1,1-Dichloroethene	102
Methylene Chloride	84
Methyl tert-butyl ether	108
1,1-Dichloroethane	86
cis-1,2-Dichloroethene	106
Chloroform	87
1,1,1-Trichloroethane	94
Carbon Tetrachloride	94
Benzene	83
1,2-Dichloroethane	76
Trichloroethene	84
1,2-Dichloropropane	76
cis-1,3-Dichloropropene	91
Toluene	93
trans-1,3-Dichloropropene	100
1,1,2-Trichloroethane	83
Tetrachloroethene	96
1,2-Dibromoethane (EDB)	96
Chlorobenzene	97
Ethyl Benzene	111
m,p-Xylene	118
o-Xylene	119
Styrene	124
1,1,2,2-Tetrachloroethane	84
1,3,5-Trimethylbenzene	120
1,2,4-Trimethylbenzene	121
1,3-Dichlorobenzene	107
1,4-Dichlorobenzene	113
alpha-Chlorotoluene	115
1,2-Dichlorobenzene	108
1,2,4-Trichlorobenzene	113
Hexachlorobutadiene	104

Container Type: NA - Not Applicable

eurofins | Air Toxics

Client Sample ID: CCV

Lab ID#: 2106451-04A

EPA METHOD TO-15 GC/MS FULL SCAN

File Name:	**j063005**	**Date of Collection: NA**	
Dil. Factor:	**1.00**	**Date of Analysis: 6/30/21 11:50 AM**	

Surrogates	%Recovery	Method Limits
Toluene-d8	96	70-130
1,2-Dichloroethane-d4	92	70-130
4-Bromofluorobenzene	121	70-130

eurofins | Air Toxics

Client Sample ID: LCS

Lab ID#: 2106451-05A

EPA METHOD TO-15 GC/MS FULL SCAN

File Name:	**j063003**	**Date of Collection: NA**	
Dil. Factor:	**1.00**	**Date of Analysis: 6/30/21 10:44 AM**	

Compound	%Recovery	Method Limits
Freon 12	90	70-130
Freon 114	96	70-130
Chloromethane	80	70-130
Vinyl Chloride	77	70-130
Bromomethane	94	70-130
Chloroethane	91	70-130
Freon 11	91	70-130
Freon 113	95	70-130
1,1-Dichloroethene	100	70-130
Methylene Chloride	82	70-130
Methyl tert-butyl ether	106	70-130
1,1-Dichloroethane	86	70-130
cis-1,2-Dichloroethene	109	70-130
Chloroform	88	70-130
1,1,1-Trichloroethane	95	70-130
Carbon Tetrachloride	95	70-130
Benzene	87	70-130
1,2-Dichloroethane	79	70-130
Trichloroethene	87	70-130
1,2-Dichloropropane	80	70-130
cis-1,3-Dichloropropene	92	70-130
Toluene	94	70-130
trans-1,3-Dichloropropene	102	70-130
1,1,2-Trichloroethane	87	70-130
Tetrachloroethene	101	70-130
1,2-Dibromoethane (EDB)	99	70-130
Chlorobenzene	99	70-130
Ethyl Benzene	116	70-130
m,p-Xylene	123	70-130
o-Xylene	118	70-130
Styrene	128	70-130
1,1,2,2-Tetrachloroethane	87	70-130
1,3,5-Trimethylbenzene	124	70-130
1,2,4-Trimethylbenzene	131 Q	70-130
1,3-Dichlorobenzene	111	70-130
1,4-Dichlorobenzene	113	70-130
alpha-Chlorotoluene	117	70-130
1,2-Dichlorobenzene	111	70-130
1,2,4-Trichlorobenzene	125	70-130
Hexachlorobutadiene	117	70-130

eurofins | Air Toxics

Client Sample ID: LCS

Lab ID#: 2106451-05A

EPA METHOD TO-15 GC/MS FULL SCAN

File Name:	**j063003**	**Date of Collection: NA**	
Dil. Factor:	**1.00**	**Date of Analysis: 6/30/21 10:44 AM**	

Q = Exceeds Quality Control limits.

Container Type: NA - Not Applicable

Surrogates	%Recovery	Method Limits
Toluene-d8	96	70-130
1,2-Dichloroethane-d4	92	70-130
4-Bromofluorobenzene	124	70-130

eurofins | Air Toxics

Client Sample ID: LCSD

Lab ID#: 2106451-05AA

EPA METHOD TO-15 GC/MS FULL SCAN

File Name:	**j063004**	**Date of Collection: NA**	
Dil. Factor:	**1.00**	**Date of Analysis: 6/30/21 11:12 AM**	

Compound	%Recovery	Method Limits
Freon 12	92	70-130
Freon 114	97	70-130
Chloromethane	79	70-130
Vinyl Chloride	78	70-130
Bromomethane	95	70-130
Chloroethane	93	70-130
Freon 11	93	70-130
Freon 113	97	70-130
1,1-Dichloroethene	105	70-130
Methylene Chloride	85	70-130
Methyl tert-butyl ether	111	70-130
1,1-Dichloroethane	87	70-130
cis-1,2-Dichloroethene	111	70-130
Chloroform	89	70-130
1,1,1-Trichloroethane	98	70-130
Carbon Tetrachloride	97	70-130
Benzene	87	70-130
1,2-Dichloroethane	80	70-130
Trichloroethene	87	70-130
1,2-Dichloropropane	78	70-130
cis-1,3-Dichloropropene	93	70-130
Toluene	95	70-130
trans-1,3-Dichloropropene	101	70-130
1,1,2-Trichloroethane	86	70-130
Tetrachloroethene	100	70-130
1,2-Dibromoethane (EDB)	99	70-130
Chlorobenzene	99	70-130
Ethyl Benzene	115	70-130
m,p-Xylene	121	70-130
o-Xylene	118	70-130
Styrene	126	70-130
1,1,2,2-Tetrachloroethane	86	70-130
1,3,5-Trimethylbenzene	122	70-130
1,2,4-Trimethylbenzene	125	70-130
1,3-Dichlorobenzene	110	70-130
1,4-Dichlorobenzene	113	70-130
alpha-Chlorotoluene	119	70-130
1,2-Dichlorobenzene	112	70-130
1,2,4-Trichlorobenzene	137 Q	70-130
Hexachlorobutadiene	126	70-130

eurofins | Air Toxics

Client Sample ID: LCSD

Lab ID#: 2106451-05AA

EPA METHOD TO-15 GC/MS FULL SCAN

File Name:	**j063004**	**Date of Collection: NA**	
Dil. Factor:	**1.00**	**Date of Analysis: 6/30/21 11:12 AM**	

Q = Exceeds Quality Control limits.

Container Type: NA - Not Applicable

Surrogates	%Recovery	Method Limits
Toluene-d8	97	70-130
1,2-Dichloroethane-d4	94	70-130
4-Bromofluorobenzene	125	70-130

eurofins | Air Toxics

1/4/2022
Mr. Andrew Stehn
TRC Corporation (RMT)
708 Heartland Trail
Suite 3000
Madison WI 53717

Project Name: GETS/SVE
Project #: 419610 Phase 2 Task 2
Workorder #: 2112690

Dear Mr. Andrew Stehn

The following report includes the data for the above referenced project for sample(s) received on 12/28/2021 at Eurofins Air Toxics LLC.

The data and associated QC analyzed by TO-15 are compliant with the project requirements or laboratory criteria with the exception of the deviations noted in the attached case narrative.

Thank you for choosing Eurofins Air Toxics LLC. for your air analysis needs. Eurofins Air Toxics Inc. is committed to providing accurate data of the highest quality. Please feel free to contact the Project Manager: Jade White at 916-985-1000 if you have any questions regarding the data in this report.

Regards,

Jade White

Project Manager

eurofins | Air Toxics

WORK ORDER #: 2112690

Work Order Summary

CLIENT:	Mr. Andrew Stehn TRC Companies, Inc. 708 Heartland Trail Suite 3000 Madison, WI 53717	**BILL TO:**	Accounts Payable/Windsor TRC Companies, Inc. 21 Griffin Rd North Windsor, CT 06095
PHONE:	608-826-3665	**P.O. #**	167381
FAX:	608-826-3941	**PROJECT #**	419610 Phase 2 Task 2 GETS/SVE
DATE RECEIVED:	12/28/2021	**CONTACT:**	Jade White
DATE COMPLETED:	01/04/2022		

FRACTION #	NAME	TEST	RECEIPT VAC./PRES.	FINAL PRESSURE
01A	EFFLUENT	TO-15	5.7 "Hg	10 psi
02A	INFLUENT	TO-15	3.9 "Hg	9.7 psi
03A	Lab Blank	TO-15	NA	NA
04A	CCV	TO-15	NA	NA
05A	LCS	TO-15	NA	NA
05AA	LCSD	TO-15	NA	NA

CERTIFIED BY: DATE: 01/04/22

Technical Director

Certification numbers: AZ Licensure AZ0775, FL NELAP – E87680, LA NELAP – 02089, NH NELAP - 209221, NJ NELAP - CA016, NY NELAP - 11291, TX NELAP - T104704434-21-17, UT NELAP – CA009332021-13, VA NELAP - 10615, WA NELAP - C935
Name of Accreditation Body: NELAP/ORELAP (Oregon Environmental Laboratory Accreditation Program)
Accreditation number: CA300005-015, Effective date: 10/18/2021, Expiration date: 10/17/2022.
Eurofins Air Toxics, LLC certifies that the test results contained in this report meet all requirements of the NELAC standards

This report shall not be reproduced, except in full, without the written approval of Eurofins Air Toxics, LLC.

180 BLUE RAVINE ROAD, SUITE B FOLSOM, CA - 95630
(916) 985-1000 . (800) 985-5955 . FAX (916) 351-8279

LABORATORY NARRATIVE
EPA Method TO-15
TRC Corporation (RMT)
Workorder# 2112690

Two 1 Liter Summa Canister samples were received on December 28, 2021. The laboratory performed analysis via EPA Method TO-15 using GC/MS in the full scan mode.

Receiving Notes

There were no receiving discrepancies.

Analytical Notes

Dilution was performed on samples EFFLUENT and INFLUENT due to the presence of high level target species.

Definition of Data Qualifying Flags

Ten qualifiers may have been used on the data analysis sheets and indicates as follows:

B - Compound present in laboratory blank greater than reporting limit (background subtraction not performed).

J - Estimated value.

E - Exceeds instrument calibration range.

S - Saturated peak.

Q - Exceeds quality control limits.

U - Compound analyzed for but not detected above the reporting limit, LOD, or MDL value. See data page for project specific U-flag definition.

UJ- Non-detected compound associated with low bias in the CCV

N - The identification is based on presumptive evidence.

M - Reported value may be biased due to apparent matrix interferences.

CN - See Case Narrative.

File extensions may have been used on the data analysis sheets and indicates as follows:

a-File was requantified

b-File was quantified by a second column and detector

r1-File was requantified for the purpose of reissue

eurofins | Air Toxics

Summary of Detected Compounds
EPA METHOD TO-15 GC/MS FULL SCAN

Client Sample ID: EFFLUENT

Lab ID#: 2112690-01A

Compound	Rpt. Limit (ppbv)	Amount (ppbv)	Rpt. Limit (ug/m3)	Amount (ug/m3)
cis-1,2-Dichloroethene	10	440	41	1800
Trichloroethene	10	770	56	4100
Tetrachloroethene	10	2200	70	15000

Client Sample ID: INFLUENT

Lab ID#: 2112690-02A

Compound	Rpt. Limit (ppbv)	Amount (ppbv)	Rpt. Limit (ug/m3)	Amount (ug/m3)
cis-1,2-Dichloroethene	7.6	560	30	2200
Trichloroethene	7.6	280	41	1500
Tetrachloroethene	7.6	1700	52	12000

eurofins | Air Toxics

Client Sample ID: EFFLUENT

Lab ID#: 2112690-01A

EPA METHOD TO-15 GC/MS FULL SCAN

File Name:	**3123016**	**Date of Collection:**	**12/27/21 14:36:00**
Dil. Factor:	**20.7**	**Date of Analysis:**	**12/31/21 01:33 AM**

Compound	Rpt. Limit (ppbv)	Amount (ppbv)	Rpt. Limit (ug/m3)	Amount (ug/m3)
Freon 12	10	Not Detected	51	Not Detected
Freon 114	10	Not Detected	72	Not Detected
Chloromethane	100	Not Detected	210	Not Detected
Vinyl Chloride	10	Not Detected	26	Not Detected
Bromomethane	100	Not Detected	400	Not Detected
Chloroethane	41	Not Detected	110	Not Detected
Freon 11	10	Not Detected	58	Not Detected
Freon 113	10	Not Detected	79	Not Detected
1,1-Dichloroethene	10	Not Detected	41	Not Detected
Methylene Chloride	100	Not Detected	360	Not Detected
Methyl tert-butyl ether	41	Not Detected	150	Not Detected
1,1-Dichloroethane	10	Not Detected	42	Not Detected
cis-1,2-Dichloroethene	10	440	41	1800
Chloroform	10	Not Detected	50	Not Detected
1,1,1-Trichloroethane	10	Not Detected	56	Not Detected
Carbon Tetrachloride	10	Not Detected	65	Not Detected
Benzene	10	Not Detected	33	Not Detected
1,2-Dichloroethane	10	Not Detected	42	Not Detected
Trichloroethene	10	770	56	4100
1,2-Dichloropropane	10	Not Detected	48	Not Detected
cis-1,3-Dichloropropene	10	Not Detected	47	Not Detected
Toluene	10	Not Detected	39	Not Detected
trans-1,3-Dichloropropene	10	Not Detected	47	Not Detected
1,1,2-Trichloroethane	10	Not Detected	56	Not Detected
Tetrachloroethene	10	2200	70	15000
1,2-Dibromoethane (EDB)	10	Not Detected	80	Not Detected
Chlorobenzene	10	Not Detected	48	Not Detected
Ethyl Benzene	10	Not Detected	45	Not Detected
m,p-Xylene	10	Not Detected	45	Not Detected
o-Xylene	10	Not Detected	45	Not Detected
Styrene	10	Not Detected	44	Not Detected
1,1,2,2-Tetrachloroethane	10	Not Detected	71	Not Detected
1,3,5-Trimethylbenzene	10	Not Detected	51	Not Detected
1,2,4-Trimethylbenzene	10	Not Detected	51	Not Detected
1,3-Dichlorobenzene	10	Not Detected	62	Not Detected
1,4-Dichlorobenzene	10	Not Detected	62	Not Detected
alpha-Chlorotoluene	10	Not Detected	54	Not Detected
1,2-Dichlorobenzene	10	Not Detected	62	Not Detected
1,2,4-Trichlorobenzene	41	Not Detected	310	Not Detected
Hexachlorobutadiene	41	Not Detected	440	Not Detected

Container Type: 1 Liter Summa Canister

eurofins | Air Toxics

Client Sample ID: EFFLUENT

Lab ID#: 2112690-01A

EPA METHOD TO-15 GC/MS FULL SCAN

File Name:	**3123016**	**Date of Collection:**	**12/27/21 14:36:00**
Dil. Factor:	**20.7**	**Date of Analysis:**	**12/31/21 01:33 AM**

Surrogates	%Recovery	Method Limits
Toluene-d8	98	70-130
1,2-Dichloroethane-d4	100	70-130
4-Bromofluorobenzene	100	70-130

eurofins | Air Toxics

Client Sample ID: INFLUENT

Lab ID#: 2112690-02A

EPA METHOD TO-15 GC/MS FULL SCAN

File Name:	**3123017**	**Date of Collection:**	**12/27/21 15:06:00**
Dil. Factor:	**15.3**	**Date of Analysis:**	**12/31/21 02:00 AM**

Compound	Rpt. Limit (ppbv)	Amount (ppbv)	Rpt. Limit (ug/m3)	Amount (ug/m3)
Freon 12	7.6	Not Detected	38	Not Detected
Freon 114	7.6	Not Detected	53	Not Detected
Chloromethane	76	Not Detected	160	Not Detected
Vinyl Chloride	7.6	Not Detected	20	Not Detected
Bromomethane	76	Not Detected	300	Not Detected
Chloroethane	31	Not Detected	81	Not Detected
Freon 11	7.6	Not Detected	43	Not Detected
Freon 113	7.6	Not Detected	59	Not Detected
1,1-Dichloroethene	7.6	Not Detected	30	Not Detected
Methylene Chloride	76	Not Detected	260	Not Detected
Methyl tert-butyl ether	31	Not Detected	110	Not Detected
1,1-Dichloroethane	7.6	Not Detected	31	Not Detected
cis-1,2-Dichloroethene	7.6	560	30	2200
Chloroform	7.6	Not Detected	37	Not Detected
1,1,1-Trichloroethane	7.6	Not Detected	42	Not Detected
Carbon Tetrachloride	7.6	Not Detected	48	Not Detected
Benzene	7.6	Not Detected	24	Not Detected
1,2-Dichloroethane	7.6	Not Detected	31	Not Detected
Trichloroethene	7.6	280	41	1500
1,2-Dichloropropane	7.6	Not Detected	35	Not Detected
cis-1,3-Dichloropropene	7.6	Not Detected	35	Not Detected
Toluene	7.6	Not Detected	29	Not Detected
trans-1,3-Dichloropropene	7.6	Not Detected	35	Not Detected
1,1,2-Trichloroethane	7.6	Not Detected	42	Not Detected
Tetrachloroethene	7.6	1700	52	12000
1,2-Dibromoethane (EDB)	7.6	Not Detected	59	Not Detected
Chlorobenzene	7.6	Not Detected	35	Not Detected
Ethyl Benzene	7.6	Not Detected	33	Not Detected
m,p-Xylene	7.6	Not Detected	33	Not Detected
o-Xylene	7.6	Not Detected	33	Not Detected
Styrene	7.6	Not Detected	32	Not Detected
1,1,2,2-Tetrachloroethane	7.6	Not Detected	52	Not Detected
1,3,5-Trimethylbenzene	7.6	Not Detected	38	Not Detected
1,2,4-Trimethylbenzene	7.6	Not Detected	38	Not Detected
1,3-Dichlorobenzene	7.6	Not Detected	46	Not Detected
1,4-Dichlorobenzene	7.6	Not Detected	46	Not Detected
alpha-Chlorotoluene	7.6	Not Detected	40	Not Detected
1,2-Dichlorobenzene	7.6	Not Detected	46	Not Detected
1,2,4-Trichlorobenzene	31	Not Detected	230	Not Detected
Hexachlorobutadiene	31	Not Detected	330	Not Detected

Container Type: 1 Liter Summa Canister

eurofins | Air Toxics

Client Sample ID: INFLUENT

Lab ID#: 2112690-02A

EPA METHOD TO-15 GC/MS FULL SCAN

File Name:	**3123017**	**Date of Collection: 12/27/21 15:06:00**	
Dil. Factor:	**15.3**	**Date of Analysis: 12/31/21 02:00 AM**	

Surrogates	%Recovery	Method Limits
Toluene-d8	98	70-130
1,2-Dichloroethane-d4	100	70-130
4-Bromofluorobenzene	101	70-130

eurofins | Air Toxics

Client Sample ID: Lab Blank

Lab ID#: 2112690-03A

EPA METHOD TO-15 GC/MS FULL SCAN

File Name:	**3123005d**	**Date of Collection: NA**	
Dil. Factor:	**1.00**	**Date of Analysis: 12/30/21 11:45 AM**	

Compound	Rpt. Limit (ppbv)	Amount (ppbv)	Rpt. Limit (ug/m3)	Amount (ug/m3)
Freon 12	0.50	Not Detected	2.5	Not Detected
Freon 114	0.50	Not Detected	3.5	Not Detected
Chloromethane	5.0	Not Detected	10	Not Detected
Vinyl Chloride	0.50	Not Detected	1.3	Not Detected
Bromomethane	5.0	Not Detected	19	Not Detected
Chloroethane	2.0	Not Detected	5.3	Not Detected
Freon 11	0.50	Not Detected	2.8	Not Detected
Freon 113	0.50	Not Detected	3.8	Not Detected
1,1-Dichloroethene	0.50	Not Detected	2.0	Not Detected
Methylene Chloride	5.0	Not Detected	17	Not Detected
Methyl tert-butyl ether	2.0	Not Detected	7.2	Not Detected
1,1-Dichloroethane	0.50	Not Detected	2.0	Not Detected
cis-1,2-Dichloroethene	0.50	Not Detected	2.0	Not Detected
Chloroform	0.50	Not Detected	2.4	Not Detected
1,1,1-Trichloroethane	0.50	Not Detected	2.7	Not Detected
Carbon Tetrachloride	0.50	Not Detected	3.1	Not Detected
Benzene	0.50	Not Detected	1.6	Not Detected
1,2-Dichloroethane	0.50	Not Detected	2.0	Not Detected
Trichloroethene	0.50	Not Detected	2.7	Not Detected
1,2-Dichloropropane	0.50	Not Detected	2.3	Not Detected
cis-1,3-Dichloropropene	0.50	Not Detected	2.3	Not Detected
Toluene	0.50	Not Detected	1.9	Not Detected
trans-1,3-Dichloropropene	0.50	Not Detected	2.3	Not Detected
1,1,2-Trichloroethane	0.50	Not Detected	2.7	Not Detected
Tetrachloroethene	0.50	Not Detected	3.4	Not Detected
1,2-Dibromoethane (EDB)	0.50	Not Detected	3.8	Not Detected
Chlorobenzene	0.50	Not Detected	2.3	Not Detected
Ethyl Benzene	0.50	Not Detected	2.2	Not Detected
m,p-Xylene	0.50	Not Detected	2.2	Not Detected
o-Xylene	0.50	Not Detected	2.2	Not Detected
Styrene	0.50	Not Detected	2.1	Not Detected
1,1,2,2-Tetrachloroethane	0.50	Not Detected	3.4	Not Detected
1,3,5-Trimethylbenzene	0.50	Not Detected	2.4	Not Detected
1,2,4-Trimethylbenzene	0.50	Not Detected	2.4	Not Detected
1,3-Dichlorobenzene	0.50	Not Detected	3.0	Not Detected
1,4-Dichlorobenzene	0.50	Not Detected	3.0	Not Detected
alpha-Chlorotoluene	0.50	Not Detected	2.6	Not Detected
1,2-Dichlorobenzene	0.50	Not Detected	3.0	Not Detected
1,2,4-Trichlorobenzene	2.0	Not Detected	15	Not Detected
Hexachlorobutadiene	2.0	Not Detected	21	Not Detected

Container Type: NA - Not Applicable

eurofins | Air Toxics

Client Sample ID: Lab Blank

Lab ID#: 2112690-03A

EPA METHOD TO-15 GC/MS FULL SCAN

File Name:	**3123005d**	**Date of Collection: NA**	
Dil. Factor:	**1.00**	**Date of Analysis: 12/30/21 11:45 AM**	

Surrogates	%Recovery	Method Limits
Toluene-d8	100	70-130
1,2-Dichloroethane-d4	100	70-130
4-Bromofluorobenzene	100	70-130

eurofins | Air Toxics

Client Sample ID: CCV

Lab ID#: 2112690-04A

EPA METHOD TO-15 GC/MS FULL SCAN

File Name:	**3123002**	**Date of Collection: NA**
Dil. Factor:	**1.00**	**Date of Analysis: 12/30/21 09:56 AM**

Compound	%Recovery
Freon 12	92
Freon 114	94
Chloromethane	79
Vinyl Chloride	84
Bromomethane	89
Chloroethane	86
Freon 11	94
Freon 113	90
1,1-Dichloroethene	91
Methylene Chloride	86
Methyl tert-butyl ether	96
1,1-Dichloroethane	87
cis-1,2-Dichloroethene	92
Chloroform	92
1,1,1-Trichloroethane	90
Carbon Tetrachloride	96
Benzene	90
1,2-Dichloroethane	92
Trichloroethene	93
1,2-Dichloropropane	87
cis-1,3-Dichloropropene	90
Toluene	89
trans-1,3-Dichloropropene	94
1,1,2-Trichloroethane	80
Tetrachloroethene	87
1,2-Dibromoethane (EDB)	84
Chlorobenzene	91
Ethyl Benzene	94
m,p-Xylene	96
o-Xylene	103
Styrene	106
1,1,2,2-Tetrachloroethane	92
1,3,5-Trimethylbenzene	101
1,2,4-Trimethylbenzene	102
1,3-Dichlorobenzene	99
1,4-Dichlorobenzene	100
alpha-Chlorotoluene	99
1,2-Dichlorobenzene	98
1,2,4-Trichlorobenzene	83
Hexachlorobutadiene	86

Container Type: NA - Not Applicable

eurofins | Air Toxics

Client Sample ID: CCV

Lab ID#: 2112690-04A

EPA METHOD TO-15 GC/MS FULL SCAN

File Name:	**3123002**	**Date of Collection: NA**	
Dil. Factor:	**1.00**	**Date of Analysis: 12/30/21 09:56 AM**	

Surrogates	%Recovery	Method Limits
Toluene-d8	90	70-130
1,2-Dichloroethane-d4	99	70-130
4-Bromofluorobenzene	105	70-130

eurofins | Air Toxics

Client Sample ID: LCS

Lab ID#: 2112690-05A

EPA METHOD TO-15 GC/MS FULL SCAN

File Name:	**3123003**	**Date of Collection: NA**	
Dil. Factor:	**1.00**	**Date of Analysis: 12/30/21 10:24 AM**	

Compound	%Recovery	Method Limits
Freon 12	96	70-130
Freon 114	97	70-130
Chloromethane	81	70-130
Vinyl Chloride	88	70-130
Bromomethane	93	70-130
Chloroethane	91	70-130
Freon 11	96	70-130
Freon 113	92	70-130
1,1-Dichloroethene	94	70-130
Methylene Chloride	87	70-130
Methyl tert-butyl ether	102	70-130
1,1-Dichloroethane	91	70-130
cis-1,2-Dichloroethene	93	70-130
Chloroform	86	70-130
1,1,1-Trichloroethane	92	70-130
Carbon Tetrachloride	97	70-130
Benzene	98	70-130
1,2-Dichloroethane	102	70-130
Trichloroethene	99	70-130
1,2-Dichloropropane	93	70-130
cis-1,3-Dichloropropene	108	70-130
Toluene	106	70-130
trans-1,3-Dichloropropene	95	70-130
1,1,2-Trichloroethane	95	70-130
Tetrachloroethene	96	70-130
1,2-Dibromoethane (EDB)	93	70-130
Chlorobenzene	92	70-130
Ethyl Benzene	98	70-130
m,p-Xylene	100	70-130
o-Xylene	100	70-130
Styrene	102	70-130
1,1,2,2-Tetrachloroethane	76	70-130
1,3,5-Trimethylbenzene	87	70-130
1,2,4-Trimethylbenzene	87	70-130
1,3-Dichlorobenzene	85	70-130
1,4-Dichlorobenzene	85	70-130
alpha-Chlorotoluene	82	70-130
1,2-Dichlorobenzene	86	70-130
1,2,4-Trichlorobenzene	101	70-130
Hexachlorobutadiene	102	70-130

Container Type: NA - Not Applicable

eurofins | Air Toxics

Client Sample ID: LCS

Lab ID#: 2112690-05A

EPA METHOD TO-15 GC/MS FULL SCAN

File Name:	**3123003**	**Date of Collection: NA**	
Dil. Factor:	**1.00**	**Date of Analysis: 12/30/21 10:24 AM**	

Surrogates	%Recovery	Method Limits
Toluene-d8	114	70-130
1,2-Dichloroethane-d4	100	70-130
4-Bromofluorobenzene	98	70-130

eurofins | Air Toxics

Client Sample ID: LCSD

Lab ID#: 2112690-05AA

EPA METHOD TO-15 GC/MS FULL SCAN

File Name:	**3123004**	**Date of Collection: NA**	
Dil. Factor:	**1.00**	**Date of Analysis: 12/30/21 10:52 AM**	

Compound	%Recovery	Method Limits
Freon 12	91	70-130
Freon 114	92	70-130
Chloromethane	78	70-130
Vinyl Chloride	80	70-130
Bromomethane	88	70-130
Chloroethane	89	70-130
Freon 11	92	70-130
Freon 113	88	70-130
1,1-Dichloroethene	90	70-130
Methylene Chloride	85	70-130
Methyl tert-butyl ether	99	70-130
1,1-Dichloroethane	88	70-130
cis-1,2-Dichloroethene	93	70-130
Chloroform	92	70-130
1,1,1-Trichloroethane	92	70-130
Carbon Tetrachloride	95	70-130
Benzene	93	70-130
1,2-Dichloroethane	92	70-130
Trichloroethene	94	70-130
1,2-Dichloropropane	87	70-130
cis-1,3-Dichloropropene	95	70-130
Toluene	92	70-130
trans-1,3-Dichloropropene	100	70-130
1,1,2-Trichloroethane	100	70-130
Tetrachloroethene	100	70-130
1,2-Dibromoethane (EDB)	97	70-130
Chlorobenzene	93	70-130
Ethyl Benzene	98	70-130
m,p-Xylene	101	70-130
o-Xylene	101	70-130
Styrene	103	70-130
1,1,2,2-Tetrachloroethane	84	70-130
1,3,5-Trimethylbenzene	93	70-130
1,2,4-Trimethylbenzene	94	70-130
1,3-Dichlorobenzene	94	70-130
1,4-Dichlorobenzene	95	70-130
alpha-Chlorotoluene	95	70-130
1,2-Dichlorobenzene	102	70-130
1,2,4-Trichlorobenzene	114	70-130
Hexachlorobutadiene	114	70-130

Container Type: NA - Not Applicable

eurofins | Air Toxics

Client Sample ID: LCSD

Lab ID#: 2112690-05AA

EPA METHOD TO-15 GC/MS FULL SCAN

File Name:	**3123004**	**Date of Collection: NA**	
Dil. Factor:	**1.00**	**Date of Analysis: 12/30/21 10:52 AM**	

Surrogates	%Recovery	Method Limits
Toluene-d8	98	70-130
1,2-Dichloroethane-d4	97	70-130
4-Bromofluorobenzene	101	70-130

Appendix E: April and October 2021 Groundwater Monitoring Laboratory Analytical Reports and Historical Groundwater Analytical Summary Table

Pace Analytical®
ENVIRONMENTAL SCIENCES
MOBILE LAB SERVICES

2525 Advance Road
Madison, WI 53718
608.221.8700 Phone
608.221.4889 Fax

November 01, 2021

Andrew Stehn
TRC Environmental Corporation, Inc.
708 Heartland Trail, Ste 3000
Madison, WI 53717

RE: Madison Kipp Corporation - Madison, WI

Enclosed are the analytical results for the samples received by the laboratory on 10/15/2021.

The results in this report apply to the samples analyzed in accordance with the chain of custody document. These results are in compliance with the 2009 NELAC Standards and the appropriate agencies listed below, unless otherwise noted in the case narrative. This analytical report should be reproduced in its entirety.

If you have any questions concerning this report, please feel free to contact me.

Sincerely,

Jessica Esser
Project Manager

Certification List			Expires
DODELAP	DOD ELAP Accreditation (A2LA)	3269.01	03/31/2022
ILEPA	Illinois Secondary NELAP Accreditation	004366	04/30/2022
KDHE	Kansas Secondary NELAP Accreditation	E-10384	04/30/2022
LELAP	Louisiana Primary NELAP Accreditation	04165	06/30/2022
NJDEP	New Jersey Secondary NELAP Accreditation	WI004	06/30/2022
NYDOH	New York Department of Health	12110	04/01/2022
TCEQ	Texas Secondary NELAP Accreditation	T104704504-20-11	11/30/2021
WDNR	Wisconsin Certification under NR 149	113289110	08/31/2022

Pace Analytical®
ENVIRONMENTAL SCIENCES
MOBILE LAB SERVICES

2525 Advance Road
Madison, WI 53718
608.221.8700 Phone
608.221.4889 Fax

TRC Environmental Corporation, Inc.
708 Heartland Trail, Ste 3000
Madison WI, 53717

Project: Madison Kipp Corporation - Madison, WI
Project Number: 419610.0002.000001
Project Manager: Andrew Stehn

ANALYTICAL REPORT FOR SAMPLES

Sample ID	Laboratory ID	Matrix	Date Sampled	Date Received
MP-13_163-167_202110	A214201-01	Water	10/11/2021	10/15/2021
MP-13_135-139_202110	A214201-02	Water	10/11/2021	10/15/2021
MP-13_121-125_202110	A214201-03	Water	10/11/2021	10/15/2021
MP-13_102-106_202110	A214201-04	Water	10/11/2021	10/15/2021
MP-13_081-085_202110	A214201-05	Water	10/11/2021	10/15/2021
MP-13_067-071_202110	A214201-06	Water	10/11/2021	10/15/2021
MP-13_044-048_202110	A214201-07	Water	10/11/2021	10/15/2021
MP-14_170-178_202110	A214201-08	Water	10/12/2021	10/15/2021
MP-14_135-140_202110	A214201-09	Water	10/12/2021	10/15/2021
MP-14_100-105_202110	A214201-10	Water	10/12/2021	10/15/2021
MP-15_177-187_202110	A214201-11	Water	10/12/2021	10/15/2021
MP-15_142-146_202110	A214201-12	Water	10/12/2021	10/15/2021
MP-15_120-125_202110	A214201-13	Water	10/12/2021	10/15/2021
MP-15_100-105_202110	A214201-14	Water	10/12/2021	10/15/2021
MP-15_088-092_202110	A214201-15	Water	10/12/2021	10/15/2021
MP-16_175-179_202110	A214201-16	Water	10/12/2021	10/15/2021
MP-16_140-144_202110	A214201-17	Water	10/12/2021	10/15/2021
MP-16_106-116_202110	A214201-18	Water	10/12/2021	10/15/2021
MW-4S-202110	A214201-19	Water	10/15/2021	10/15/2021
MW-4D-202110	A214201-20	Water	10/15/2021	10/15/2021
MW-4D2-202110	A214201-21	Water	10/15/2021	10/15/2021
MW-5S-202110	A214201-22	Water	10/14/2021	10/15/2021
MW-5D-202110	A214201-23	Water	10/15/2021	10/15/2021
MW-5D2-202110	A214201-24	Water	10/15/2021	10/15/2021
MW-5D3-202110	A214201-25	Water	10/14/2021	10/15/2021
MW-6S-202110	A214201-26	Water	10/14/2021	10/15/2021
MW-6D-202110	A214201-27	Water	10/14/2021	10/15/2021
MW-17-202110	A214201-28	Water	10/14/2021	10/15/2021
MW-24-202110	A214201-29	Water	10/14/2021	10/15/2021
MW-25D-202110	A214201-30	Water	10/13/2021	10/15/2021
MW-25D2-202110	A214201-31	Water	10/13/2021	10/15/2021
MW-27D-202110	A214201-32	Water	10/13/2021	10/15/2021
MW-27D2-202110	A214201-33	Water	10/13/2021	10/15/2021
DUP-01-202110	A214201-35	Water	10/14/2021	10/15/2021

Pace Analytical®
ENVIRONMENTAL SCIENCES
MOBILE LAB SERVICES

2525 Advance Road
Madison, WI 53718
608.221.8700 Phone
608.221.4889 Fax

TRC Environmental Corporation, Inc.	Project: Madison Kipp Corporation - Madison, WI
708 Heartland Trail, Ste 3000	Project Number: 419610.0002.000001
Madison WI, 53717	Project Manager: Andrew Stehn

ANALYTICAL REPORT FOR SAMPLES

Sample ID	Laboratory ID	Matrix	Date Sampled	Date Received
Trip Blank-202110	A214201-36	Water	10/11/2021	10/15/2021

CASE NARRATIVE

Sample Receipt Information:
35 samples were received on 10/15/2021. Samples were received in acceptable condition, with the exceptions noted below.

One 1000 mL plastic container for sample A214201-22 had a discrepancy between the collection time on the chain of custody (COC) and the collection time on the container.

Sample MW-2D-202110 was not received with this shipment. Client submitted sample under a different COC.

A trip blank was submitted in the cooler but was not on the COC. Sample was added to the COC as sample A214201-36.

VOC, TDS and TSS analysis was subcontracted to Pace Analytical in Green Bay, WI. Please see their appended report for quality control results.

Please see the COC document at the end of this report for additional information.

Pace Analytical®
ENVIRONMENTAL SCIENCES
MOBILE LAB SERVICES

2525 Advance Road
Madison, WI 53718
608.221.8700 Phone
608.221.4889 Fax

TRC Environmental Corporation, Inc.
708 Heartland Trail, Ste 3000
Madison WI, 53717

Project: Madison Kipp Corporation - Madison, WI
Project Number: 419610.0002.000001
Project Manager: Andrew Stehn

MP-13_163-167_202110

A214201-01 (Water)

Date Sampled
10/11/2021 13:25

Pace Analytical-Green Bay, WI

EPA 8260 — **Preparation Batch:MSV 59068**

Analyte	Result	Limit of Detection	Limit of Quantitation	Units	Dilution	Prepared	Analyzed	Method	Qualifiers
1,1,1,2-Tetrachloroethane	ND	0.36	1.0	ug/L	1	10/20/2021	10/20/2021 15:27	EPA 8260	
1,1,1-Trichloroethane	ND	0.30	1.0	ug/L	1	10/20/2021	10/20/2021 15:27	EPA 8260	
1,1,2,2-Tetrachloroethane	ND	0.38	1.0	ug/L	1	10/20/2021	10/20/2021 15:27	EPA 8260	
1,1,2-Trichloroethane	ND	0.34	5.0	ug/L	1	10/20/2021	10/20/2021 15:27	EPA 8260	
1,1,2-Trichlorotrifluoroethane	ND	0.38	5.0	ug/L	1	10/20/2021	10/20/2021 15:27	EPA 8260	
1,1-Dichloroethane	ND	0.30	1.0	ug/L	1	10/20/2021	10/20/2021 15:27	EPA 8260	
1,1-Dichloroethene	ND	0.58	1.0	ug/L	1	10/20/2021	10/20/2021 15:27	EPA 8260	
1,1-Dichloropropene	ND	0.41	1.0	ug/L	1	10/20/2021	10/20/2021 15:27	EPA 8260	
1,2,3-Trichlorobenzene	ND	1.0	5.0	ug/L	1	10/20/2021	10/20/2021 15:27	EPA 8260	
1,2,3-Trichloropropane	ND	0.56	5.0	ug/L	1	10/20/2021	10/20/2021 15:27	EPA 8260	
1,2,4-Trichlorobenzene	ND	0.95	5.0	ug/L	1	10/20/2021	10/20/2021 15:27	EPA 8260	
1,2,4-Trimethylbenzene	ND	0.45	1.0	ug/L	1	10/20/2021	10/20/2021 15:27	EPA 8260	
1,2-Dibromo-3-chloropropane	ND	2.4	5.0	ug/L	1	10/20/2021	10/20/2021 15:27	EPA 8260	
1,2-Dibromoethane (EDB)	ND	0.31	1.0	ug/L	1	10/20/2021	10/20/2021 15:27	EPA 8260	
1,2-Dichlorobenzene	ND	0.33	1.0	ug/L	1	10/20/2021	10/20/2021 15:27	EPA 8260	
1,2-Dichloroethane	ND	0.29	1.0	ug/L	1	10/20/2021	10/20/2021 15:27	EPA 8260	
1,2-Dichloropropane	ND	0.45	1.0	ug/L	1	10/20/2021	10/20/2021 15:27	EPA 8260	
1,3,5-Trimethylbenzene	ND	0.36	1.0	ug/L	1	10/20/2021	10/20/2021 15:27	EPA 8260	
1,3-Dichlorobenzene	ND	0.35	1.0	ug/L	1	10/20/2021	10/20/2021 15:27	EPA 8260	
1,3-Dichloropropane	ND	0.30	1.0	ug/L	1	10/20/2021	10/20/2021 15:27	EPA 8260	
1,4-Dichlorobenzene	ND	0.89	1.0	ug/L	1	10/20/2021	10/20/2021 15:27	EPA 8260	
2,2-Dichloropropane	ND	4.2	5.0	ug/L	1	10/20/2021	10/20/2021 15:27	EPA 8260	
2-Butanone (MEK)	ND	6.5	25.0	ug/L	1	10/20/2021	10/20/2021 15:27	EPA 8260	
2-Chlorotoluene	ND	0.89	5.0	ug/L	1	10/20/2021	10/20/2021 15:27	EPA 8260	
2-Hexanone	ND	6.3	25.0	ug/L	1	10/20/2021	10/20/2021 15:27	EPA 8260	
4-Chlorotoluene	ND	0.89	5.0	ug/L	1	10/20/2021	10/20/2021 15:27	EPA 8260	
4-Methyl-2-pentanone (MIBK)	ND	6.0	25.0	ug/L	1	10/20/2021	10/20/2021 15:27	EPA 8260	
Acetone	ND	8.6	25.0	ug/L	1	10/20/2021	10/20/2021 15:27	EPA 8260	
Benzene	ND	0.30	1.0	ug/L	1	10/20/2021	10/20/2021 15:27	EPA 8260	
Bromobenzene	ND	0.36	1.0	ug/L	1	10/20/2021	10/20/2021 15:27	EPA 8260	
Bromochloromethane	ND	0.36	5.0	ug/L	1	10/20/2021	10/20/2021 15:27	EPA 8260	
Bromodichloromethane	ND	0.42	1.0	ug/L	1	10/20/2021	10/20/2021 15:27	EPA 8260	
Bromoform	ND	3.8	5.0	ug/L	1	10/20/2021	10/20/2021 15:27	EPA 8260	
Bromomethane	ND	1.2	5.0	ug/L	1	10/20/2021	10/20/2021 15:27	EPA 8260	
Carbon disulfide	ND	1.1	5.0	ug/L	1	10/20/2021	10/20/2021 15:27	EPA 8260	
Carbon tetrachloride	ND	0.37	1.0	ug/L	1	10/20/2021	10/20/2021 15:27	EPA 8260	
Chlorobenzene	ND	0.86	1.0	ug/L	1	10/20/2021	10/20/2021 15:27	EPA 8260	
Chloroethane	ND	1.4	5.0	ug/L	1	10/20/2021	10/20/2021 15:27	EPA 8260	
Chloroform	ND	1.2	5.0	ug/L	1	10/20/2021	10/20/2021 15:27	EPA 8260	
Chloromethane	ND	1.6	5.0	ug/L	1	10/20/2021	10/20/2021 15:27	EPA 8260	
cis-1,2-Dichloroethene	**22.7**	0.47	1.0	ug/L	1	10/20/2021	10/20/2021 15:27	EPA 8260	
cis-1,3-Dichloropropene	ND	0.36	1.0	ug/L	1	10/20/2021	10/20/2021 15:27	EPA 8260	
Dibromochloromethane	ND	2.6	5.0	ug/L	1	10/20/2021	10/20/2021 15:27	EPA 8260	

Pace Analytical®
ENVIRONMENTAL SCIENCES
MOBILE LAB SERVICES

2525 Advance Road
Madison, WI 53718
608.221.8700 Phone
608.221.4889 Fax

TRC Environmental Corporation, Inc.
708 Heartland Trail, Ste 3000
Madison WI, 53717

Project: Madison Kipp Corporation - Madison, WI
Project Number: 419610.0002.000001
Project Manager: Andrew Stehn

MP-13_163-167_202110

A214201-01 (Water)

Date Sampled
10/11/2021 13:25

Pace Analytical-Green Bay, WI

Analyte	Result	Limit of Detection	Limit of Quantitation	Units	Dilution	Prepared	Analyzed	Method	Qualifiers
EPA 8260						**Preparation Batch:MSV 59068**			
Dibromomethane	ND	0.99	5.0	ug/L	1	10/20/2021	10/20/2021 15:27	EPA 8260	
Dichlorodifluoromethane	ND	0.46	5.0	ug/L	1	10/20/2021	10/20/2021 15:27	EPA 8260	
Diisopropyl ether	ND	1.1	5.0	ug/L	1	10/20/2021	10/20/2021 15:27	EPA 8260	
Ethylbenzene	ND	0.33	1.0	ug/L	1	10/20/2021	10/20/2021 15:27	EPA 8260	
Hexachloro-1,3-butadiene	ND	2.7	5.0	ug/L	1	10/20/2021	10/20/2021 15:27	EPA 8260	
Isopropylbenzene (Cumene)	ND	1.0	5.0	ug/L	1	10/20/2021	10/20/2021 15:27	EPA 8260	
m&p-Xylene	ND	0.70	2.0	ug/L	1	10/20/2021	10/20/2021 15:27	EPA 8260	
Methylene Chloride	ND	0.32	5.0	ug/L	1	10/20/2021	10/20/2021 15:27	EPA 8260	
Methyl-tert-butyl ether	ND	1.1	5.0	ug/L	1	10/20/2021	10/20/2021 15:27	EPA 8260	
Naphthalene	ND	1.1	5.0	ug/L	1	10/20/2021	10/20/2021 15:27	EPA 8260	
n-Butylbenzene	ND	0.86	1.0	ug/L	1	10/20/2021	10/20/2021 15:27	EPA 8260	
n-Hexane	ND	1.5	5.0	ug/L	1	10/20/2021	10/20/2021 15:27	EPA 8260	
n-Propylbenzene	ND	0.35	1.0	ug/L	1	10/20/2021	10/20/2021 15:27	EPA 8260	
o-Xylene	ND	0.35	1.0	ug/L	1	10/20/2021	10/20/2021 15:27	EPA 8260	
p-Isopropyltoluene	ND	1.0	5.0	ug/L	1	10/20/2021	10/20/2021 15:27	EPA 8260	
sec-Butylbenzene	ND	0.42	1.0	ug/L	1	10/20/2021	10/20/2021 15:27	EPA 8260	
Styrene	ND	0.36	1.0	ug/L	1	10/20/2021	10/20/2021 15:27	EPA 8260	
tert-Butylbenzene	ND	0.59	1.0	ug/L	1	10/20/2021	10/20/2021 15:27	EPA 8260	
Tetrachloroethene	**145**	0.41	1.0	ug/L	1	10/20/2021	10/20/2021 15:27	EPA 8260	M1
Tetrahydrofuran	ND	2.4	25.0	ug/L	1	10/20/2021	10/20/2021 15:27	EPA 8260	
Toluene	ND	0.29	1.0	ug/L	1	10/20/2021	10/20/2021 15:27	EPA 8260	
trans-1,2-Dichloroethene	ND	0.53	1.0	ug/L	1	10/20/2021	10/20/2021 15:27	EPA 8260	
trans-1,3-Dichloropropene	ND	3.5	5.0	ug/L	1	10/20/2021	10/20/2021 15:27	EPA 8260	
Trichloroethene	**13.5**	0.32	1.0	ug/L	1	10/20/2021	10/20/2021 15:27	EPA 8260	
Trichlorofluoromethane	ND	0.42	1.0	ug/L	1	10/20/2021	10/20/2021 15:27	EPA 8260	
Vinyl chloride	ND	0.17	1.0	ug/L	1	10/20/2021	10/20/2021 15:27	EPA 8260	
Xylene (Total)	ND	1.0	3.0	ug/L	1	10/20/2021	10/20/2021 15:27	EPA 8260	

Pace Analytical®
ENVIRONMENTAL SCIENCES
MOBILE LAB SERVICES

2525 Advance Road
Madison, WI 53718
608.221.8700 Phone
608.221.4889 Fax

TRC Environmental Corporation, Inc.
708 Heartland Trail, Ste 3000
Madison WI, 53717

Project: Madison Kipp Corporation - Madison, WI
Project Number: 419610.0002.000001
Project Manager: Andrew Stehn

MP-13_135-139_202110

A214201-02 (Water)

Date Sampled
10/11/2021 14:10

Pace Analytical-Green Bay, WI

Analyte	Result	Limit of Detection	Limit of Quantitation	Units	Dilution	Prepared	Analyzed	Method	Qualifiers
EPA 8260						**Preparation Batch:MSV 59068**			
1,1,1,2-Tetrachloroethane	ND	8.9	25.0	ug/L	25	10/20/2021	10/20/2021 19:20	EPA 8260	
1,1,1-Trichloroethane	ND	7.6	25.0	ug/L	25	10/20/2021	10/20/2021 19:20	EPA 8260	
1,1,2,2-Tetrachloroethane	ND	9.4	25.0	ug/L	25	10/20/2021	10/20/2021 19:20	EPA 8260	
1,1,2-Trichloroethane	ND	8.6	125	ug/L	25	10/20/2021	10/20/2021 19:20	EPA 8260	
1,1,2-Trichlorotrifluoroethane	ND	9.5	125	ug/L	25	10/20/2021	10/20/2021 19:20	EPA 8260	
1,1-Dichloroethane	ND	7.4	25.0	ug/L	25	10/20/2021	10/20/2021 19:20	EPA 8260	
1,1-Dichloroethene	ND	14.6	25.0	ug/L	25	10/20/2021	10/20/2021 19:20	EPA 8260	
1,1-Dichloropropene	ND	10.3	25.0	ug/L	25	10/20/2021	10/20/2021 19:20	EPA 8260	
1,2,3-Trichlorobenzene	ND	25.5	125	ug/L	25	10/20/2021	10/20/2021 19:20	EPA 8260	
1,2,3-Trichloropropane	ND	13.9	125	ug/L	25	10/20/2021	10/20/2021 19:20	EPA 8260	
1,2,4-Trichlorobenzene	ND	23.8	125	ug/L	25	10/20/2021	10/20/2021 19:20	EPA 8260	
1,2,4-Trimethylbenzene	ND	11.2	25.0	ug/L	25	10/20/2021	10/20/2021 19:20	EPA 8260	
1,2-Dibromo-3-chloropropane	ND	59.2	125	ug/L	25	10/20/2021	10/20/2021 19:20	EPA 8260	
1,2-Dibromoethane (EDB)	ND	7.7	25.0	ug/L	25	10/20/2021	10/20/2021 19:20	EPA 8260	
1,2-Dichlorobenzene	ND	8.1	25.0	ug/L	25	10/20/2021	10/20/2021 19:20	EPA 8260	
1,2-Dichloroethane	ND	7.3	25.0	ug/L	25	10/20/2021	10/20/2021 19:20	EPA 8260	
1,2-Dichloropropane	ND	11.2	25.0	ug/L	25	10/20/2021	10/20/2021 19:20	EPA 8260	
1,3,5-Trimethylbenzene	ND	8.9	25.0	ug/L	25	10/20/2021	10/20/2021 19:20	EPA 8260	
1,3-Dichlorobenzene	ND	8.8	25.0	ug/L	25	10/20/2021	10/20/2021 19:20	EPA 8260	
1,3-Dichloropropane	ND	7.6	25.0	ug/L	25	10/20/2021	10/20/2021 19:20	EPA 8260	
1,4-Dichlorobenzene	ND	22.3	25.0	ug/L	25	10/20/2021	10/20/2021 19:20	EPA 8260	
2,2-Dichloropropane	ND	104	125	ug/L	25	10/20/2021	10/20/2021 19:20	EPA 8260	
2-Butanone (MEK)	ND	163	625	ug/L	25	10/20/2021	10/20/2021 19:20	EPA 8260	
2-Chlorotoluene	ND	22.2	125	ug/L	25	10/20/2021	10/20/2021 19:20	EPA 8260	
2-Hexanone	ND	157	625	ug/L	25	10/20/2021	10/20/2021 19:20	EPA 8260	
4-Chlorotoluene	ND	22.4	125	ug/L	25	10/20/2021	10/20/2021 19:20	EPA 8260	
4-Methyl-2-pentanone (MIBK)	ND	149	625	ug/L	25	10/20/2021	10/20/2021 19:20	EPA 8260	
Acetone	ND	216	625	ug/L	25	10/20/2021	10/20/2021 19:20	EPA 8260	
Benzene	ND	7.4	25.0	ug/L	25	10/20/2021	10/20/2021 19:20	EPA 8260	
Bromobenzene	ND	9.0	25.0	ug/L	25	10/20/2021	10/20/2021 19:20	EPA 8260	
Bromochloromethane	ND	8.9	125	ug/L	25	10/20/2021	10/20/2021 19:20	EPA 8260	
Bromodichloromethane	ND	10.4	25.0	ug/L	25	10/20/2021	10/20/2021 19:20	EPA 8260	
Bromoform	ND	95.0	125	ug/L	25	10/20/2021	10/20/2021 19:20	EPA 8260	
Bromomethane	ND	29.8	125	ug/L	25	10/20/2021	10/20/2021 19:20	EPA 8260	
Carbon disulfide	ND	27.6	125	ug/L	25	10/20/2021	10/20/2021 19:20	EPA 8260	
Carbon tetrachloride	ND	9.2	25.0	ug/L	25	10/20/2021	10/20/2021 19:20	EPA 8260	
Chlorobenzene	ND	21.4	25.0	ug/L	25	10/20/2021	10/20/2021 19:20	EPA 8260	
Chloroethane	ND	34.5	125	ug/L	25	10/20/2021	10/20/2021 19:20	EPA 8260	
Chloroform	ND	29.6	125	ug/L	25	10/20/2021	10/20/2021 19:20	EPA 8260	
Chloromethane	ND	40.9	125	ug/L	25	10/20/2021	10/20/2021 19:20	EPA 8260	
cis-1,2-Dichloroethene	**85.9**	11.8	25.0	ug/L	25	10/20/2021	10/20/2021 19:20	EPA 8260	
cis-1,3-Dichloropropene	ND	9.0	25.0	ug/L	25	10/20/2021	10/20/2021 19:20	EPA 8260	
Dibromochloromethane	ND	66.1	125	ug/L	25	10/20/2021	10/20/2021 19:20	EPA 8260	
Dibromomethane	ND	24.8	125	ug/L	25	10/20/2021	10/20/2021 19:20	EPA 8260	

Pace Analytical®
ENVIRONMENTAL SCIENCES
MOBILE LAB SERVICES

2525 Advance Road
Madison, WI 53718
608.221.8700 Phone
608.221.4889 Fax

TRC Environmental Corporation, Inc.
708 Heartland Trail, Ste 3000
Madison WI, 53717

Project: Madison Kipp Corporation - Madison, WI
Project Number: 419610.0002.000001
Project Manager: Andrew Stehn

MP-13_135-139_202110

A214201-02 (Water)

Date Sampled
10/11/2021 14:10

Pace Analytical-Green Bay, WI

Analyte	Result	Limit of Detection	Limit of Quantitation	Units	Dilution	Prepared	Analyzed	Method	Qualifiers
EPA 8260						**Preparation Batch:MSV 59068**			
Dichlorodifluoromethane	ND	11.4	125	ug/L	25	10/20/2021	10/20/2021 19:20	EPA 8260	
Diisopropyl ether	ND	27.5	125	ug/L	25	10/20/2021	10/20/2021 19:20	EPA 8260	
Ethylbenzene	ND	8.1	25.0	ug/L	25	10/20/2021	10/20/2021 19:20	EPA 8260	
Hexachloro-1,3-butadiene	ND	68.4	125	ug/L	25	10/20/2021	10/20/2021 19:20	EPA 8260	
Isopropylbenzene (Cumene)	ND	25.0	125	ug/L	25	10/20/2021	10/20/2021 19:20	EPA 8260	
m&p-Xylene	ND	17.5	50.0	ug/L	25	10/20/2021	10/20/2021 19:20	EPA 8260	
Methylene Chloride	ND	8.0	125	ug/L	25	10/20/2021	10/20/2021 19:20	EPA 8260	
Methyl-tert-butyl ether	ND	28.2	125	ug/L	25	10/20/2021	10/20/2021 19:20	EPA 8260	
Naphthalene	ND	28.2	125	ug/L	25	10/20/2021	10/20/2021 19:20	EPA 8260	
n-Butylbenzene	ND	21.4	25.0	ug/L	25	10/20/2021	10/20/2021 19:20	EPA 8260	
n-Hexane	ND	36.6	125	ug/L	25	10/20/2021	10/20/2021 19:20	EPA 8260	
n-Propylbenzene	ND	8.6	25.0	ug/L	25	10/20/2021	10/20/2021 19:20	EPA 8260	
o-Xylene	ND	8.7	25.0	ug/L	25	10/20/2021	10/20/2021 19:20	EPA 8260	
p-Isopropyltoluene	ND	26.1	125	ug/L	25	10/20/2021	10/20/2021 19:20	EPA 8260	
sec-Butylbenzene	ND	10.6	25.0	ug/L	25	10/20/2021	10/20/2021 19:20	EPA 8260	
Styrene	ND	8.9	25.0	ug/L	25	10/20/2021	10/20/2021 19:20	EPA 8260	
tert-Butylbenzene	ND	14.7	25.0	ug/L	25	10/20/2021	10/20/2021 19:20	EPA 8260	
Tetrachloroethene	**2540**	10.2	25.0	ug/L	25	10/20/2021	10/20/2021 19:20	EPA 8260	
Tetrahydrofuran	ND	60.5	625	ug/L	25	10/20/2021	10/20/2021 19:20	EPA 8260	
Toluene	ND	7.2	25.0	ug/L	25	10/20/2021	10/20/2021 19:20	EPA 8260	
trans-1,2-Dichloroethene	ND	13.2	25.0	ug/L	25	10/20/2021	10/20/2021 19:20	EPA 8260	
trans-1,3-Dichloropropene	ND	86.6	125	ug/L	25	10/20/2021	10/20/2021 19:20	EPA 8260	
Trichloroethene	**131**	8.0	25.0	ug/L	25	10/20/2021	10/20/2021 19:20	EPA 8260	
Trichlorofluoromethane	ND	10.5	25.0	ug/L	25	10/20/2021	10/20/2021 19:20	EPA 8260	
Vinyl chloride	ND	4.4	25.0	ug/L	25	10/20/2021	10/20/2021 19:20	EPA 8260	
Xylene (Total)	ND	26.2	75.0	ug/L	25	10/20/2021	10/20/2021 19:20	EPA 8260	

Pace Analytical®
ENVIRONMENTAL SCIENCES
MOBILE LAB SERVICES

2525 Advance Road
Madison, WI 53718
608.221.8700 Phone
608.221.4889 Fax

TRC Environmental Corporation, Inc.
708 Heartland Trail, Ste 3000
Madison WI, 53717

Project: Madison Kipp Corporation - Madison, WI
Project Number: 419610.0002.000001
Project Manager: Andrew Stehn

MP-13_121-125_202110

A214201-03 (Water)

Date Sampled
10/11/2021 14:40

Pace Analytical-Green Bay, WI

EPA 8260 — **Preparation Batch:MSV 59068**

Analyte	Result	Limit of Detection	Limit of Quantitation	Units	Dilution	Prepared	Analyzed	Method	Qualifiers
1,1,1,2-Tetrachloroethane	ND	3.6	10.0	ug/L	10	10/20/2021	10/20/2021 20:57	EPA 8260	
1,1,1-Trichloroethane	ND	3.0	10.0	ug/L	10	10/20/2021	10/20/2021 20:57	EPA 8260	
1,1,2,2-Tetrachloroethane	ND	3.8	10.0	ug/L	10	10/20/2021	10/20/2021 20:57	EPA 8260	
1,1,2-Trichloroethane	ND	3.4	50.0	ug/L	10	10/20/2021	10/20/2021 20:57	EPA 8260	
1,1,2-Trichlorotrifluoroethane	ND	3.8	50.0	ug/L	10	10/20/2021	10/20/2021 20:57	EPA 8260	
1,1-Dichloroethane	ND	3.0	10.0	ug/L	10	10/20/2021	10/20/2021 20:57	EPA 8260	
1,1-Dichloroethene	ND	5.8	10.0	ug/L	10	10/20/2021	10/20/2021 20:57	EPA 8260	
1,1-Dichloropropene	ND	4.1	10.0	ug/L	10	10/20/2021	10/20/2021 20:57	EPA 8260	
1,2,3-Trichlorobenzene	ND	10.2	50.0	ug/L	10	10/20/2021	10/20/2021 20:57	EPA 8260	
1,2,3-Trichloropropane	ND	5.6	50.0	ug/L	10	10/20/2021	10/20/2021 20:57	EPA 8260	
1,2,4-Trichlorobenzene	ND	9.5	50.0	ug/L	10	10/20/2021	10/20/2021 20:57	EPA 8260	
1,2,4-Trimethylbenzene	ND	4.5	10.0	ug/L	10	10/20/2021	10/20/2021 20:57	EPA 8260	
1,2-Dibromo-3-chloropropane	ND	23.7	50.0	ug/L	10	10/20/2021	10/20/2021 20:57	EPA 8260	
1,2-Dibromoethane (EDB)	ND	3.1	10.0	ug/L	10	10/20/2021	10/20/2021 20:57	EPA 8260	
1,2-Dichlorobenzene	ND	3.3	10.0	ug/L	10	10/20/2021	10/20/2021 20:57	EPA 8260	
1,2-Dichloroethane	ND	2.9	10.0	ug/L	10	10/20/2021	10/20/2021 20:57	EPA 8260	
1,2-Dichloropropane	ND	4.5	10.0	ug/L	10	10/20/2021	10/20/2021 20:57	EPA 8260	
1,3,5-Trimethylbenzene	ND	3.6	10.0	ug/L	10	10/20/2021	10/20/2021 20:57	EPA 8260	
1,3-Dichlorobenzene	ND	3.5	10.0	ug/L	10	10/20/2021	10/20/2021 20:57	EPA 8260	
1,3-Dichloropropane	ND	3.0	10.0	ug/L	10	10/20/2021	10/20/2021 20:57	EPA 8260	
1,4-Dichlorobenzene	ND	8.9	10.0	ug/L	10	10/20/2021	10/20/2021 20:57	EPA 8260	
2,2-Dichloropropane	ND	41.8	50.0	ug/L	10	10/20/2021	10/20/2021 20:57	EPA 8260	
2-Butanone (MEK)	ND	65.2	250	ug/L	10	10/20/2021	10/20/2021 20:57	EPA 8260	
2-Chlorotoluene	ND	8.9	50.0	ug/L	10	10/20/2021	10/20/2021 20:57	EPA 8260	
2-Hexanone	ND	62.8	250	ug/L	10	10/20/2021	10/20/2021 20:57	EPA 8260	
4-Chlorotoluene	ND	8.9	50.0	ug/L	10	10/20/2021	10/20/2021 20:57	EPA 8260	
4-Methyl-2-pentanone (MIBK)	ND	59.5	250	ug/L	10	10/20/2021	10/20/2021 20:57	EPA 8260	
Acetone	ND	86.4	250	ug/L	10	10/20/2021	10/20/2021 20:57	EPA 8260	
Benzene	ND	3.0	10.0	ug/L	10	10/20/2021	10/20/2021 20:57	EPA 8260	
Bromobenzene	ND	3.6	10.0	ug/L	10	10/20/2021	10/20/2021 20:57	EPA 8260	
Bromochloromethane	ND	3.6	50.0	ug/L	10	10/20/2021	10/20/2021 20:57	EPA 8260	
Bromodichloromethane	ND	4.2	10.0	ug/L	10	10/20/2021	10/20/2021 20:57	EPA 8260	
Bromoform	ND	38.0	50.0	ug/L	10	10/20/2021	10/20/2021 20:57	EPA 8260	
Bromomethane	ND	11.9	50.0	ug/L	10	10/20/2021	10/20/2021 20:57	EPA 8260	
Carbon disulfide	ND	11.0	50.0	ug/L	10	10/20/2021	10/20/2021 20:57	EPA 8260	
Carbon tetrachloride	ND	3.7	10.0	ug/L	10	10/20/2021	10/20/2021 20:57	EPA 8260	
Chlorobenzene	ND	8.6	10.0	ug/L	10	10/20/2021	10/20/2021 20:57	EPA 8260	
Chloroethane	ND	13.8	50.0	ug/L	10	10/20/2021	10/20/2021 20:57	EPA 8260	
Chloroform	ND	11.8	50.0	ug/L	10	10/20/2021	10/20/2021 20:57	EPA 8260	
Chloromethane	ND	16.4	50.0	ug/L	10	10/20/2021	10/20/2021 20:57	EPA 8260	
cis-1,2-Dichloroethene	**40.0**	4.7	10.0	ug/L	10	10/20/2021	10/20/2021 20:57	EPA 8260	
cis-1,3-Dichloropropene	ND	3.6	10.0	ug/L	10	10/20/2021	10/20/2021 20:57	EPA 8260	
Dibromochloromethane	ND	26.4	50.0	ug/L	10	10/20/2021	10/20/2021 20:57	EPA 8260	
Dibromomethane	ND	9.9	50.0	ug/L	10	10/20/2021	10/20/2021 20:57	EPA 8260	

Pace Analytical®
ENVIRONMENTAL SCIENCES
MOBILE LAB SERVICES

2525 Advance Road
Madison, WI 53718
608.221.8700 Phone
608.221.4889 Fax

TRC Environmental Corporation, Inc.
708 Heartland Trail, Ste 3000
Madison WI, 53717

Project: Madison Kipp Corporation - Madison, WI
Project Number: 419610.0002.000001
Project Manager: Andrew Stehn

MP-13_121-125_202110

A214201-03 (Water)

Date Sampled
10/11/2021 14:40

Pace Analytical-Green Bay, WI

Analyte	Result	Limit of Detection	Limit of Quantitation	Units	Dilution	Prepared	Analyzed	Method	Qualifiers
EPA 8260						**Preparation Batch:MSV 59068**			
Dichlorodifluoromethane	ND	4.6	50.0	ug/L	10	10/20/2021	10/20/2021 20:57	EPA 8260	
Diisopropyl ether	ND	11.0	50.0	ug/L	10	10/20/2021	10/20/2021 20:57	EPA 8260	
Ethylbenzene	ND	3.3	10.0	ug/L	10	10/20/2021	10/20/2021 20:57	EPA 8260	
Hexachloro-1,3-butadiene	ND	27.4	50.0	ug/L	10	10/20/2021	10/20/2021 20:57	EPA 8260	
Isopropylbenzene (Cumene)	ND	10.0	50.0	ug/L	10	10/20/2021	10/20/2021 20:57	EPA 8260	
m&p-Xylene	ND	7.0	20.0	ug/L	10	10/20/2021	10/20/2021 20:57	EPA 8260	
Methylene Chloride	ND	3.2	50.0	ug/L	10	10/20/2021	10/20/2021 20:57	EPA 8260	
Methyl-tert-butyl ether	ND	11.3	50.0	ug/L	10	10/20/2021	10/20/2021 20:57	EPA 8260	
Naphthalene	ND	11.3	50.0	ug/L	10	10/20/2021	10/20/2021 20:57	EPA 8260	
n-Butylbenzene	ND	8.6	10.0	ug/L	10	10/20/2021	10/20/2021 20:57	EPA 8260	
n-Hexane	ND	14.6	50.0	ug/L	10	10/20/2021	10/20/2021 20:57	EPA 8260	
n-Propylbenzene	ND	3.5	10.0	ug/L	10	10/20/2021	10/20/2021 20:57	EPA 8260	
o-Xylene	ND	3.5	10.0	ug/L	10	10/20/2021	10/20/2021 20:57	EPA 8260	
p-Isopropyltoluene	ND	10.4	50.0	ug/L	10	10/20/2021	10/20/2021 20:57	EPA 8260	
sec-Butylbenzene	ND	4.2	10.0	ug/L	10	10/20/2021	10/20/2021 20:57	EPA 8260	
Styrene	ND	3.6	10.0	ug/L	10	10/20/2021	10/20/2021 20:57	EPA 8260	
tert-Butylbenzene	ND	5.9	10.0	ug/L	10	10/20/2021	10/20/2021 20:57	EPA 8260	
Tetrachloroethene	**580**	4.1	10.0	ug/L	10	10/20/2021	10/20/2021 20:57	EPA 8260	
Tetrahydrofuran	ND	24.2	250	ug/L	10	10/20/2021	10/20/2021 20:57	EPA 8260	
Toluene	ND	2.9	10.0	ug/L	10	10/20/2021	10/20/2021 20:57	EPA 8260	
trans-1,2-Dichloroethene	ND	5.3	10.0	ug/L	10	10/20/2021	10/20/2021 20:57	EPA 8260	
trans-1,3-Dichloropropene	ND	34.6	50.0	ug/L	10	10/20/2021	10/20/2021 20:57	EPA 8260	
Trichloroethene	**48.6**	3.2	10.0	ug/L	10	10/20/2021	10/20/2021 20:57	EPA 8260	
Trichlorofluoromethane	ND	4.2	10.0	ug/L	10	10/20/2021	10/20/2021 20:57	EPA 8260	
Vinyl chloride	ND	1.7	10.0	ug/L	10	10/20/2021	10/20/2021 20:57	EPA 8260	
Xylene (Total)	ND	10.5	30.0	ug/L	10	10/20/2021	10/20/2021 20:57	EPA 8260	

Pace Analytical®
ENVIRONMENTAL SCIENCES
MOBILE LAB SERVICES

2525 Advance Road
Madison, WI 53718
608.221.8700 Phone
608.221.4889 Fax

TRC Environmental Corporation, Inc.
708 Heartland Trail, Ste 3000
Madison WI, 53717

Project: Madison Kipp Corporation - Madison, WI
Project Number: 419610.0002.000001
Project Manager: Andrew Stehn

MP-13_102-106_202110

A214201-04 (Water)

Date Sampled
10/11/2021 14:55

Pace Analytical-Green Bay, WI

Analyte	Result	Limit of Detection	Limit of Quantitation	Units	Dilution	Prepared	Analyzed	Method	Qualifiers
EPA 8260						**Preparation Batch:MSV 59068**			
1,1,1,2-Tetrachloroethane	ND	3.6	10.0	ug/L	10	10/20/2021	10/20/2021 21:16	EPA 8260	
1,1,1-Trichloroethane	ND	3.0	10.0	ug/L	10	10/20/2021	10/20/2021 21:16	EPA 8260	
1,1,2,2-Tetrachloroethane	ND	3.8	10.0	ug/L	10	10/20/2021	10/20/2021 21:16	EPA 8260	
1,1,2-Trichloroethane	ND	3.4	50.0	ug/L	10	10/20/2021	10/20/2021 21:16	EPA 8260	
1,1,2-Trichlorotrifluoroethane	ND	3.8	50.0	ug/L	10	10/20/2021	10/20/2021 21:16	EPA 8260	
1,1-Dichloroethane	ND	3.0	10.0	ug/L	10	10/20/2021	10/20/2021 21:16	EPA 8260	
1,1-Dichloroethene	ND	5.8	10.0	ug/L	10	10/20/2021	10/20/2021 21:16	EPA 8260	
1,1-Dichloropropene	ND	4.1	10.0	ug/L	10	10/20/2021	10/20/2021 21:16	EPA 8260	
1,2,3-Trichlorobenzene	ND	10.2	50.0	ug/L	10	10/20/2021	10/20/2021 21:16	EPA 8260	
1,2,3-Trichloropropane	ND	5.6	50.0	ug/L	10	10/20/2021	10/20/2021 21:16	EPA 8260	
1,2,4-Trichlorobenzene	ND	9.5	50.0	ug/L	10	10/20/2021	10/20/2021 21:16	EPA 8260	
1,2,4-Trimethylbenzene	ND	4.5	10.0	ug/L	10	10/20/2021	10/20/2021 21:16	EPA 8260	
1,2-Dibromo-3-chloropropane	ND	23.7	50.0	ug/L	10	10/20/2021	10/20/2021 21:16	EPA 8260	
1,2-Dibromoethane (EDB)	ND	3.1	10.0	ug/L	10	10/20/2021	10/20/2021 21:16	EPA 8260	
1,2-Dichlorobenzene	ND	3.3	10.0	ug/L	10	10/20/2021	10/20/2021 21:16	EPA 8260	
1,2-Dichloroethane	ND	2.9	10.0	ug/L	10	10/20/2021	10/20/2021 21:16	EPA 8260	
1,2-Dichloropropane	ND	4.5	10.0	ug/L	10	10/20/2021	10/20/2021 21:16	EPA 8260	
1,3,5-Trimethylbenzene	ND	3.6	10.0	ug/L	10	10/20/2021	10/20/2021 21:16	EPA 8260	
1,3-Dichlorobenzene	ND	3.5	10.0	ug/L	10	10/20/2021	10/20/2021 21:16	EPA 8260	
1,3-Dichloropropane	ND	3.0	10.0	ug/L	10	10/20/2021	10/20/2021 21:16	EPA 8260	
1,4-Dichlorobenzene	ND	8.9	10.0	ug/L	10	10/20/2021	10/20/2021 21:16	EPA 8260	
2,2-Dichloropropane	ND	41.8	50.0	ug/L	10	10/20/2021	10/20/2021 21:16	EPA 8260	
2-Butanone (MEK)	ND	65.2	250	ug/L	10	10/20/2021	10/20/2021 21:16	EPA 8260	
2-Chlorotoluene	ND	8.9	50.0	ug/L	10	10/20/2021	10/20/2021 21:16	EPA 8260	
2-Hexanone	ND	62.8	250	ug/L	10	10/20/2021	10/20/2021 21:16	EPA 8260	
4-Chlorotoluene	ND	8.9	50.0	ug/L	10	10/20/2021	10/20/2021 21:16	EPA 8260	
4-Methyl-2-pentanone (MIBK)	ND	59.5	250	ug/L	10	10/20/2021	10/20/2021 21:16	EPA 8260	
Acetone	ND	86.4	250	ug/L	10	10/20/2021	10/20/2021 21:16	EPA 8260	
Benzene	ND	3.0	10.0	ug/L	10	10/20/2021	10/20/2021 21:16	EPA 8260	
Bromobenzene	ND	3.6	10.0	ug/L	10	10/20/2021	10/20/2021 21:16	EPA 8260	
Bromochloromethane	ND	3.6	50.0	ug/L	10	10/20/2021	10/20/2021 21:16	EPA 8260	
Bromodichloromethane	ND	4.2	10.0	ug/L	10	10/20/2021	10/20/2021 21:16	EPA 8260	
Bromoform	ND	38.0	50.0	ug/L	10	10/20/2021	10/20/2021 21:16	EPA 8260	
Bromomethane	ND	11.9	50.0	ug/L	10	10/20/2021	10/20/2021 21:16	EPA 8260	
Carbon disulfide	ND	11.0	50.0	ug/L	10	10/20/2021	10/20/2021 21:16	EPA 8260	
Carbon tetrachloride	ND	3.7	10.0	ug/L	10	10/20/2021	10/20/2021 21:16	EPA 8260	
Chlorobenzene	ND	8.6	10.0	ug/L	10	10/20/2021	10/20/2021 21:16	EPA 8260	
Chloroethane	ND	13.8	50.0	ug/L	10	10/20/2021	10/20/2021 21:16	EPA 8260	
Chloroform	ND	11.8	50.0	ug/L	10	10/20/2021	10/20/2021 21:16	EPA 8260	
Chloromethane	ND	16.4	50.0	ug/L	10	10/20/2021	10/20/2021 21:16	EPA 8260	
cis-1,2-Dichloroethene	**63.7**	4.7	10.0	ug/L	10	10/20/2021	10/20/2021 21:16	EPA 8260	
cis-1,3-Dichloropropene	ND	3.6	10.0	ug/L	10	10/20/2021	10/20/2021 21:16	EPA 8260	
Dibromochloromethane	ND	26.4	50.0	ug/L	10	10/20/2021	10/20/2021 21:16	EPA 8260	
Dibromomethane	ND	9.9	50.0	ug/L	10	10/20/2021	10/20/2021 21:16	EPA 8260	

Pace Analytical®
ENVIRONMENTAL SCIENCES
MOBILE LAB SERVICES

2525 Advance Road
Madison, WI 53718
608.221.8700 Phone
608.221.4889 Fax

TRC Environmental Corporation, Inc.
708 Heartland Trail, Ste 3000
Madison WI, 53717

Project: Madison Kipp Corporation - Madison, WI
Project Number: 419610.0002.000001
Project Manager: Andrew Stehn

MP-13_102-106_202110

A214201-04 (Water)

Date Sampled
10/11/2021 14:55

Pace Analytical-Green Bay, WI

EPA 8260 — **Preparation Batch:MSV 59068**

Analyte	Result	Limit of Detection	Limit of Quantitation	Units	Dilution	Prepared	Analyzed	Method	Qualifiers
Dichlorodifluoromethane	ND	4.6	50.0	ug/L	10	10/20/2021	10/20/2021 21:16	EPA 8260	
Diisopropyl ether	ND	11.0	50.0	ug/L	10	10/20/2021	10/20/2021 21:16	EPA 8260	
Ethylbenzene	ND	3.3	10.0	ug/L	10	10/20/2021	10/20/2021 21:16	EPA 8260	
Hexachloro-1,3-butadiene	ND	27.4	50.0	ug/L	10	10/20/2021	10/20/2021 21:16	EPA 8260	
Isopropylbenzene (Cumene)	ND	10.0	50.0	ug/L	10	10/20/2021	10/20/2021 21:16	EPA 8260	
m&p-Xylene	ND	7.0	20.0	ug/L	10	10/20/2021	10/20/2021 21:16	EPA 8260	
Methylene Chloride	ND	3.2	50.0	ug/L	10	10/20/2021	10/20/2021 21:16	EPA 8260	
Methyl-tert-butyl ether	ND	11.3	50.0	ug/L	10	10/20/2021	10/20/2021 21:16	EPA 8260	
Naphthalene	ND	11.3	50.0	ug/L	10	10/20/2021	10/20/2021 21:16	EPA 8260	
n-Butylbenzene	ND	8.6	10.0	ug/L	10	10/20/2021	10/20/2021 21:16	EPA 8260	
n-Hexane	ND	14.6	50.0	ug/L	10	10/20/2021	10/20/2021 21:16	EPA 8260	
n-Propylbenzene	ND	3.5	10.0	ug/L	10	10/20/2021	10/20/2021 21:16	EPA 8260	
o-Xylene	ND	3.5	10.0	ug/L	10	10/20/2021	10/20/2021 21:16	EPA 8260	
p-Isopropyltoluene	ND	10.4	50.0	ug/L	10	10/20/2021	10/20/2021 21:16	EPA 8260	
sec-Butylbenzene	ND	4.2	10.0	ug/L	10	10/20/2021	10/20/2021 21:16	EPA 8260	
Styrene	ND	3.6	10.0	ug/L	10	10/20/2021	10/20/2021 21:16	EPA 8260	
tert-Butylbenzene	ND	5.9	10.0	ug/L	10	10/20/2021	10/20/2021 21:16	EPA 8260	
Tetrachloroethene	**655**	4.1	10.0	ug/L	10	10/20/2021	10/20/2021 21:16	EPA 8260	
Tetrahydrofuran	ND	24.2	250	ug/L	10	10/20/2021	10/20/2021 21:16	EPA 8260	
Toluene	ND	2.9	10.0	ug/L	10	10/20/2021	10/20/2021 21:16	EPA 8260	
trans-1,2-Dichloroethene	ND	5.3	10.0	ug/L	10	10/20/2021	10/20/2021 21:16	EPA 8260	
trans-1,3-Dichloropropene	ND	34.6	50.0	ug/L	10	10/20/2021	10/20/2021 21:16	EPA 8260	
Trichloroethene	**97.7**	3.2	10.0	ug/L	10	10/20/2021	10/20/2021 21:16	EPA 8260	
Trichlorofluoromethane	ND	4.2	10.0	ug/L	10	10/20/2021	10/20/2021 21:16	EPA 8260	
Vinyl chloride	ND	1.7	10.0	ug/L	10	10/20/2021	10/20/2021 21:16	EPA 8260	
Xylene (Total)	ND	10.5	30.0	ug/L	10	10/20/2021	10/20/2021 21:16	EPA 8260	

Pace Analytical®
ENVIRONMENTAL SCIENCES
MOBILE LAB SERVICES

2525 Advance Road
Madison, WI 53718
608.221.8700 Phone
608.221.4889 Fax

TRC Environmental Corporation, Inc.
708 Heartland Trail, Ste 3000
Madison WI, 53717

Project: Madison Kipp Corporation - Madison, WI
Project Number: 419610.0002.000001
Project Manager: Andrew Stehn

MP-13_081-085_202110

A214201-05 (Water)

Date Sampled
10/11/2021 15:25

Pace Analytical-Green Bay, WI

EPA 8260 — **Preparation Batch:MSV 59068**

Analyte	Result	Limit of Detection	Limit of Quantitation	Units	Dilution	Prepared	Analyzed	Method	Qualifiers
1,1,1,2-Tetrachloroethane	ND	0.36	1.0	ug/L	1	10/20/2021	10/20/2021 15:47	EPA 8260	
1,1,1-Trichloroethane	ND	0.30	1.0	ug/L	1	10/20/2021	10/20/2021 15:47	EPA 8260	
1,1,2,2-Tetrachloroethane	ND	0.38	1.0	ug/L	1	10/20/2021	10/20/2021 15:47	EPA 8260	
1,1,2-Trichloroethane	ND	0.34	5.0	ug/L	1	10/20/2021	10/20/2021 15:47	EPA 8260	
1,1,2-Trichlorotrifluoroethane	ND	0.38	5.0	ug/L	1	10/20/2021	10/20/2021 15:47	EPA 8260	
1,1-Dichloroethane	ND	0.30	1.0	ug/L	1	10/20/2021	10/20/2021 15:47	EPA 8260	
1,1-Dichloroethene	ND	0.58	1.0	ug/L	1	10/20/2021	10/20/2021 15:47	EPA 8260	
1,1-Dichloropropene	ND	0.41	1.0	ug/L	1	10/20/2021	10/20/2021 15:47	EPA 8260	
1,2,3-Trichlorobenzene	ND	1.0	5.0	ug/L	1	10/20/2021	10/20/2021 15:47	EPA 8260	
1,2,3-Trichloropropane	ND	0.56	5.0	ug/L	1	10/20/2021	10/20/2021 15:47	EPA 8260	
1,2,4-Trichlorobenzene	ND	0.95	5.0	ug/L	1	10/20/2021	10/20/2021 15:47	EPA 8260	
1,2,4-Trimethylbenzene	ND	0.45	1.0	ug/L	1	10/20/2021	10/20/2021 15:47	EPA 8260	
1,2-Dibromo-3-chloropropane	ND	2.4	5.0	ug/L	1	10/20/2021	10/20/2021 15:47	EPA 8260	
1,2-Dibromoethane (EDB)	ND	0.31	1.0	ug/L	1	10/20/2021	10/20/2021 15:47	EPA 8260	
1,2-Dichlorobenzene	ND	0.33	1.0	ug/L	1	10/20/2021	10/20/2021 15:47	EPA 8260	
1,2-Dichloroethane	ND	0.29	1.0	ug/L	1	10/20/2021	10/20/2021 15:47	EPA 8260	
1,2-Dichloropropane	ND	0.45	1.0	ug/L	1	10/20/2021	10/20/2021 15:47	EPA 8260	
1,3,5-Trimethylbenzene	ND	0.36	1.0	ug/L	1	10/20/2021	10/20/2021 15:47	EPA 8260	
1,3-Dichlorobenzene	ND	0.35	1.0	ug/L	1	10/20/2021	10/20/2021 15:47	EPA 8260	
1,3-Dichloropropane	ND	0.30	1.0	ug/L	1	10/20/2021	10/20/2021 15:47	EPA 8260	
1,4-Dichlorobenzene	ND	0.89	1.0	ug/L	1	10/20/2021	10/20/2021 15:47	EPA 8260	
2,2-Dichloropropane	ND	4.2	5.0	ug/L	1	10/20/2021	10/20/2021 15:47	EPA 8260	
2-Butanone (MEK)	ND	6.5	25.0	ug/L	1	10/20/2021	10/20/2021 15:47	EPA 8260	
2-Chlorotoluene	ND	0.89	5.0	ug/L	1	10/20/2021	10/20/2021 15:47	EPA 8260	
2-Hexanone	ND	6.3	25.0	ug/L	1	10/20/2021	10/20/2021 15:47	EPA 8260	
4-Chlorotoluene	ND	0.89	5.0	ug/L	1	10/20/2021	10/20/2021 15:47	EPA 8260	
4-Methyl-2-pentanone (MIBK)	ND	6.0	25.0	ug/L	1	10/20/2021	10/20/2021 15:47	EPA 8260	
Acetone	ND	8.6	25.0	ug/L	1	10/20/2021	10/20/2021 15:47	EPA 8260	
Benzene	ND	0.30	1.0	ug/L	1	10/20/2021	10/20/2021 15:47	EPA 8260	
Bromobenzene	ND	0.36	1.0	ug/L	1	10/20/2021	10/20/2021 15:47	EPA 8260	
Bromochloromethane	ND	0.36	5.0	ug/L	1	10/20/2021	10/20/2021 15:47	EPA 8260	
Bromodichloromethane	ND	0.42	1.0	ug/L	1	10/20/2021	10/20/2021 15:47	EPA 8260	
Bromoform	ND	3.8	5.0	ug/L	1	10/20/2021	10/20/2021 15:47	EPA 8260	
Bromomethane	ND	1.2	5.0	ug/L	1	10/20/2021	10/20/2021 15:47	EPA 8260	
Carbon disulfide	ND	1.1	5.0	ug/L	1	10/20/2021	10/20/2021 15:47	EPA 8260	
Carbon tetrachloride	**0.67**	0.37	1.0	ug/L	1	10/20/2021	10/20/2021 15:47	EPA 8260	J
Chlorobenzene	ND	0.86	1.0	ug/L	1	10/20/2021	10/20/2021 15:47	EPA 8260	
Chloroethane	ND	1.4	5.0	ug/L	1	10/20/2021	10/20/2021 15:47	EPA 8260	
Chloroform	ND	1.2	5.0	ug/L	1	10/20/2021	10/20/2021 15:47	EPA 8260	
Chloromethane	ND	1.6	5.0	ug/L	1	10/20/2021	10/20/2021 15:47	EPA 8260	
cis-1,2-Dichloroethene	**153**	0.47	1.0	ug/L	1	10/20/2021	10/20/2021 15:47	EPA 8260	
cis-1,3-Dichloropropene	ND	0.36	1.0	ug/L	1	10/20/2021	10/20/2021 15:47	EPA 8260	
Dibromochloromethane	ND	2.6	5.0	ug/L	1	10/20/2021	10/20/2021 15:47	EPA 8260	
Dibromomethane	ND	0.99	5.0	ug/L	1	10/20/2021	10/20/2021 15:47	EPA 8260	

Pace Analytical®
ENVIRONMENTAL SCIENCES
MOBILE LAB SERVICES

2525 Advance Road
Madison, WI 53718
608.221.8700 Phone
608.221.4889 Fax

TRC Environmental Corporation, Inc.
708 Heartland Trail, Ste 3000
Madison WI, 53717

Project: Madison Kipp Corporation - Madison, WI
Project Number: 419610.0002.000001
Project Manager: Andrew Stehn

MP-13_081-085_202110

A214201-05 (Water)

Date Sampled
10/11/2021 15:25

Pace Analytical-Green Bay, WI

EPA 8260 — **Preparation Batch:MSV 59068**

Analyte	Result	Limit of Detection	Limit of Quantitation	Units	Dilution	Prepared	Analyzed	Method	Qualifiers
Dichlorodifluoromethane	ND	0.46	5.0	ug/L	1	10/20/2021	10/20/2021 15:47	EPA 8260	
Diisopropyl ether	ND	1.1	5.0	ug/L	1	10/20/2021	10/20/2021 15:47	EPA 8260	
Ethylbenzene	ND	0.33	1.0	ug/L	1	10/20/2021	10/20/2021 15:47	EPA 8260	
Hexachloro-1,3-butadiene	ND	2.7	5.0	ug/L	1	10/20/2021	10/20/2021 15:47	EPA 8260	
Isopropylbenzene (Cumene)	ND	1.0	5.0	ug/L	1	10/20/2021	10/20/2021 15:47	EPA 8260	
m&p-Xylene	ND	0.70	2.0	ug/L	1	10/20/2021	10/20/2021 15:47	EPA 8260	
Methylene Chloride	ND	0.32	5.0	ug/L	1	10/20/2021	10/20/2021 15:47	EPA 8260	
Methyl-tert-butyl ether	ND	1.1	5.0	ug/L	1	10/20/2021	10/20/2021 15:47	EPA 8260	
Naphthalene	ND	1.1	5.0	ug/L	1	10/20/2021	10/20/2021 15:47	EPA 8260	
n-Butylbenzene	ND	0.86	1.0	ug/L	1	10/20/2021	10/20/2021 15:47	EPA 8260	
n-Hexane	ND	1.5	5.0	ug/L	1	10/20/2021	10/20/2021 15:47	EPA 8260	
n-Propylbenzene	ND	0.35	1.0	ug/L	1	10/20/2021	10/20/2021 15:47	EPA 8260	
o-Xylene	ND	0.35	1.0	ug/L	1	10/20/2021	10/20/2021 15:47	EPA 8260	
p-Isopropyltoluene	ND	1.0	5.0	ug/L	1	10/20/2021	10/20/2021 15:47	EPA 8260	
sec-Butylbenzene	ND	0.42	1.0	ug/L	1	10/20/2021	10/20/2021 15:47	EPA 8260	
Styrene	ND	0.36	1.0	ug/L	1	10/20/2021	10/20/2021 15:47	EPA 8260	
tert-Butylbenzene	ND	0.59	1.0	ug/L	1	10/20/2021	10/20/2021 15:47	EPA 8260	
Tetrachloroethene	**382**	2.0	5.0	ug/L	5	10/21/2021	10/21/2021 10:53	EPA 8260	
Tetrahydrofuran	ND	2.4	25.0	ug/L	1	10/20/2021	10/20/2021 15:47	EPA 8260	
Toluene	ND	0.29	1.0	ug/L	1	10/20/2021	10/20/2021 15:47	EPA 8260	
trans-1,2-Dichloroethene	**1.5**	0.53	1.0	ug/L	1	10/20/2021	10/20/2021 15:47	EPA 8260	
trans-1,3-Dichloropropene	ND	3.5	5.0	ug/L	1	10/20/2021	10/20/2021 15:47	EPA 8260	
Trichloroethene	**104**	0.32	1.0	ug/L	1	10/20/2021	10/20/2021 15:47	EPA 8260	
Trichlorofluoromethane	ND	0.42	1.0	ug/L	1	10/20/2021	10/20/2021 15:47	EPA 8260	
Vinyl chloride	**3.9**	0.17	1.0	ug/L	1	10/20/2021	10/20/2021 15:47	EPA 8260	
Xylene (Total)	ND	1.0	3.0	ug/L	1	10/20/2021	10/20/2021 15:47	EPA 8260	

Pace Analytical®
ENVIRONMENTAL SCIENCES
MOBILE LAB SERVICES

2525 Advance Road
Madison, WI 53718
608.221.8700 Phone
608.221.4889 Fax

TRC Environmental Corporation, Inc.
708 Heartland Trail, Ste 3000
Madison WI, 53717

Project: Madison Kipp Corporation - Madison, WI
Project Number: 419610.0002.000001
Project Manager: Andrew Stehn

MP-13_067-071_202110

A214201-06 (Water)

Date Sampled
10/11/2021 15:40

Pace Analytical-Green Bay, WI

EPA 8260 — **Preparation Batch:MSV 59068**

Analyte	Result	Limit of Detection	Limit of Quantitation	Units	Dilution	Prepared	Analyzed	Method	Qualifiers
1,1,1,2-Tetrachloroethane	ND	0.36	1.0	ug/L	1	10/20/2021	10/20/2021 16:06	EPA 8260	
1,1,1-Trichloroethane	ND	0.30	1.0	ug/L	1	10/20/2021	10/20/2021 16:06	EPA 8260	
1,1,2,2-Tetrachloroethane	ND	0.38	1.0	ug/L	1	10/20/2021	10/20/2021 16:06	EPA 8260	
1,1,2-Trichloroethane	ND	0.34	5.0	ug/L	1	10/20/2021	10/20/2021 16:06	EPA 8260	
1,1,2-Trichlorotrifluoroethane	ND	0.38	5.0	ug/L	1	10/20/2021	10/20/2021 16:06	EPA 8260	
1,1-Dichloroethane	ND	0.30	1.0	ug/L	1	10/20/2021	10/20/2021 16:06	EPA 8260	
1,1-Dichloroethene	ND	0.58	1.0	ug/L	1	10/20/2021	10/20/2021 16:06	EPA 8260	
1,1-Dichloropropene	ND	0.41	1.0	ug/L	1	10/20/2021	10/20/2021 16:06	EPA 8260	
1,2,3-Trichlorobenzene	ND	1.0	5.0	ug/L	1	10/20/2021	10/20/2021 16:06	EPA 8260	
1,2,3-Trichloropropane	ND	0.56	5.0	ug/L	1	10/20/2021	10/20/2021 16:06	EPA 8260	
1,2,4-Trichlorobenzene	ND	0.95	5.0	ug/L	1	10/20/2021	10/20/2021 16:06	EPA 8260	
1,2,4-Trimethylbenzene	ND	0.45	1.0	ug/L	1	10/20/2021	10/20/2021 16:06	EPA 8260	
1,2-Dibromo-3-chloropropane	ND	2.4	5.0	ug/L	1	10/20/2021	10/20/2021 16:06	EPA 8260	
1,2-Dibromoethane (EDB)	ND	0.31	1.0	ug/L	1	10/20/2021	10/20/2021 16:06	EPA 8260	
1,2-Dichlorobenzene	ND	0.33	1.0	ug/L	1	10/20/2021	10/20/2021 16:06	EPA 8260	
1,2-Dichloroethane	ND	0.29	1.0	ug/L	1	10/20/2021	10/20/2021 16:06	EPA 8260	
1,2-Dichloropropane	ND	0.45	1.0	ug/L	1	10/20/2021	10/20/2021 16:06	EPA 8260	
1,3,5-Trimethylbenzene	ND	0.36	1.0	ug/L	1	10/20/2021	10/20/2021 16:06	EPA 8260	
1,3-Dichlorobenzene	ND	0.35	1.0	ug/L	1	10/20/2021	10/20/2021 16:06	EPA 8260	
1,3-Dichloropropane	ND	0.30	1.0	ug/L	1	10/20/2021	10/20/2021 16:06	EPA 8260	
1,4-Dichlorobenzene	ND	0.89	1.0	ug/L	1	10/20/2021	10/20/2021 16:06	EPA 8260	
2,2-Dichloropropane	ND	4.2	5.0	ug/L	1	10/20/2021	10/20/2021 16:06	EPA 8260	
2-Butanone (MEK)	ND	6.5	25.0	ug/L	1	10/20/2021	10/20/2021 16:06	EPA 8260	
2-Chlorotoluene	ND	0.89	5.0	ug/L	1	10/20/2021	10/20/2021 16:06	EPA 8260	
2-Hexanone	ND	6.3	25.0	ug/L	1	10/20/2021	10/20/2021 16:06	EPA 8260	
4-Chlorotoluene	ND	0.89	5.0	ug/L	1	10/20/2021	10/20/2021 16:06	EPA 8260	
4-Methyl-2-pentanone (MIBK)	ND	6.0	25.0	ug/L	1	10/20/2021	10/20/2021 16:06	EPA 8260	
Acetone	ND	8.6	25.0	ug/L	1	10/20/2021	10/20/2021 16:06	EPA 8260	
Benzene	ND	0.30	1.0	ug/L	1	10/20/2021	10/20/2021 16:06	EPA 8260	
Bromobenzene	ND	0.36	1.0	ug/L	1	10/20/2021	10/20/2021 16:06	EPA 8260	
Bromochloromethane	ND	0.36	5.0	ug/L	1	10/20/2021	10/20/2021 16:06	EPA 8260	
Bromodichloromethane	ND	0.42	1.0	ug/L	1	10/20/2021	10/20/2021 16:06	EPA 8260	
Bromoform	ND	3.8	5.0	ug/L	1	10/20/2021	10/20/2021 16:06	EPA 8260	
Bromomethane	ND	1.2	5.0	ug/L	1	10/20/2021	10/20/2021 16:06	EPA 8260	
Carbon disulfide	ND	1.1	5.0	ug/L	1	10/20/2021	10/20/2021 16:06	EPA 8260	
Carbon tetrachloride	ND	0.37	1.0	ug/L	1	10/20/2021	10/20/2021 16:06	EPA 8260	
Chlorobenzene	ND	0.86	1.0	ug/L	1	10/20/2021	10/20/2021 16:06	EPA 8260	
Chloroethane	ND	1.4	5.0	ug/L	1	10/20/2021	10/20/2021 16:06	EPA 8260	
Chloroform	ND	1.2	5.0	ug/L	1	10/20/2021	10/20/2021 16:06	EPA 8260	
Chloromethane	ND	1.6	5.0	ug/L	1	10/20/2021	10/20/2021 16:06	EPA 8260	
cis-1,2-Dichloroethene	**2.3**	0.47	1.0	ug/L	1	10/20/2021	10/20/2021 16:06	EPA 8260	
cis-1,3-Dichloropropene	ND	0.36	1.0	ug/L	1	10/20/2021	10/20/2021 16:06	EPA 8260	
Dibromochloromethane	ND	2.6	5.0	ug/L	1	10/20/2021	10/20/2021 16:06	EPA 8260	
Dibromomethane	ND	0.99	5.0	ug/L	1	10/20/2021	10/20/2021 16:06	EPA 8260	

Pace Analytical®
ENVIRONMENTAL SCIENCES
MOBILE LAB SERVICES

2525 Advance Road
Madison, WI 53718
608.221.8700 Phone
608.221.4889 Fax

TRC Environmental Corporation, Inc.
708 Heartland Trail, Ste 3000
Madison WI, 53717

Project: Madison Kipp Corporation - Madison, WI
Project Number: 419610.0002.000001
Project Manager: Andrew Stehn

MP-13_067-071_202110

A214201-06 (Water)

Date Sampled
10/11/2021 15:40

Pace Analytical-Green Bay, WI

EPA 8260 — **Preparation Batch:MSV 59068**

Analyte	Result	Limit of Detection	Limit of Quantitation	Units	Dilution	Prepared	Analyzed	Method	Qualifiers
Dichlorodifluoromethane	ND	0.46	5.0	ug/L	1	10/20/2021	10/20/2021 16:06	EPA 8260	
Diisopropyl ether	ND	1.1	5.0	ug/L	1	10/20/2021	10/20/2021 16:06	EPA 8260	
Ethylbenzene	ND	0.33	1.0	ug/L	1	10/20/2021	10/20/2021 16:06	EPA 8260	
Hexachloro-1,3-butadiene	ND	2.7	5.0	ug/L	1	10/20/2021	10/20/2021 16:06	EPA 8260	
Isopropylbenzene (Cumene)	ND	1.0	5.0	ug/L	1	10/20/2021	10/20/2021 16:06	EPA 8260	
m&p-Xylene	ND	0.70	2.0	ug/L	1	10/20/2021	10/20/2021 16:06	EPA 8260	
Methylene Chloride	ND	0.32	5.0	ug/L	1	10/20/2021	10/20/2021 16:06	EPA 8260	
Methyl-tert-butyl ether	ND	1.1	5.0	ug/L	1	10/20/2021	10/20/2021 16:06	EPA 8260	
Naphthalene	ND	1.1	5.0	ug/L	1	10/20/2021	10/20/2021 16:06	EPA 8260	
n-Butylbenzene	ND	0.86	1.0	ug/L	1	10/20/2021	10/20/2021 16:06	EPA 8260	
n-Hexane	ND	1.5	5.0	ug/L	1	10/20/2021	10/20/2021 16:06	EPA 8260	
n-Propylbenzene	ND	0.35	1.0	ug/L	1	10/20/2021	10/20/2021 16:06	EPA 8260	
o-Xylene	ND	0.35	1.0	ug/L	1	10/20/2021	10/20/2021 16:06	EPA 8260	
p-Isopropyltoluene	ND	1.0	5.0	ug/L	1	10/20/2021	10/20/2021 16:06	EPA 8260	
sec-Butylbenzene	ND	0.42	1.0	ug/L	1	10/20/2021	10/20/2021 16:06	EPA 8260	
Styrene	ND	0.36	1.0	ug/L	1	10/20/2021	10/20/2021 16:06	EPA 8260	
tert-Butylbenzene	ND	0.59	1.0	ug/L	1	10/20/2021	10/20/2021 16:06	EPA 8260	
Tetrachloroethene	**24.8**	0.41	1.0	ug/L	1	10/20/2021	10/20/2021 16:06	EPA 8260	
Tetrahydrofuran	ND	2.4	25.0	ug/L	1	10/20/2021	10/20/2021 16:06	EPA 8260	
Toluene	ND	0.29	1.0	ug/L	1	10/20/2021	10/20/2021 16:06	EPA 8260	
trans-1,2-Dichloroethene	ND	0.53	1.0	ug/L	1	10/20/2021	10/20/2021 16:06	EPA 8260	
trans-1,3-Dichloropropene	ND	3.5	5.0	ug/L	1	10/20/2021	10/20/2021 16:06	EPA 8260	
Trichloroethene	**3.3**	0.32	1.0	ug/L	1	10/20/2021	10/20/2021 16:06	EPA 8260	
Trichlorofluoromethane	ND	0.42	1.0	ug/L	1	10/20/2021	10/20/2021 16:06	EPA 8260	
Vinyl chloride	ND	0.17	1.0	ug/L	1	10/20/2021	10/20/2021 16:06	EPA 8260	
Xylene (Total)	ND	1.0	3.0	ug/L	1	10/20/2021	10/20/2021 16:06	EPA 8260	

Pace Analytical®
ENVIRONMENTAL SCIENCES
MOBILE LAB SERVICES

2525 Advance Road
Madison, WI 53718
608.221.8700 Phone
608.221.4889 Fax

TRC Environmental Corporation, Inc.
708 Heartland Trail, Ste 3000
Madison WI, 53717

Project: Madison Kipp Corporation - Madison, WI
Project Number: 419610.0002.000001
Project Manager: Andrew Stehn

MP-13_044-048_202110

A214201-07 (Water)

Date Sampled
10/11/2021 16:05

Pace Analytical-Green Bay, WI

EPA 8260 — **Preparation Batch:MSV 59068**

Analyte	Result	Limit of Detection	Limit of Quantitation	Units	Dilution	Prepared	Analyzed	Method	Qualifiers
1,1,1,2-Tetrachloroethane	ND	0.36	1.0	ug/L	1	10/20/2021	10/20/2021 16:25	EPA 8260	
1,1,1-Trichloroethane	ND	0.30	1.0	ug/L	1	10/20/2021	10/20/2021 16:25	EPA 8260	
1,1,2,2-Tetrachloroethane	ND	0.38	1.0	ug/L	1	10/20/2021	10/20/2021 16:25	EPA 8260	
1,1,2-Trichloroethane	ND	0.34	5.0	ug/L	1	10/20/2021	10/20/2021 16:25	EPA 8260	
1,1,2-Trichlorotrifluoroethane	ND	0.38	5.0	ug/L	1	10/20/2021	10/20/2021 16:25	EPA 8260	
1,1-Dichloroethane	ND	0.30	1.0	ug/L	1	10/20/2021	10/20/2021 16:25	EPA 8260	
1,1-Dichloroethene	ND	0.58	1.0	ug/L	1	10/20/2021	10/20/2021 16:25	EPA 8260	
1,1-Dichloropropene	ND	0.41	1.0	ug/L	1	10/20/2021	10/20/2021 16:25	EPA 8260	
1,2,3-Trichlorobenzene	ND	1.0	5.0	ug/L	1	10/20/2021	10/20/2021 16:25	EPA 8260	
1,2,3-Trichloropropane	ND	0.56	5.0	ug/L	1	10/20/2021	10/20/2021 16:25	EPA 8260	
1,2,4-Trichlorobenzene	ND	0.95	5.0	ug/L	1	10/20/2021	10/20/2021 16:25	EPA 8260	
1,2,4-Trimethylbenzene	ND	0.45	1.0	ug/L	1	10/20/2021	10/20/2021 16:25	EPA 8260	
1,2-Dibromo-3-chloropropane	ND	2.4	5.0	ug/L	1	10/20/2021	10/20/2021 16:25	EPA 8260	
1,2-Dibromoethane (EDB)	ND	0.31	1.0	ug/L	1	10/20/2021	10/20/2021 16:25	EPA 8260	
1,2-Dichlorobenzene	ND	0.33	1.0	ug/L	1	10/20/2021	10/20/2021 16:25	EPA 8260	
1,2-Dichloroethane	ND	0.29	1.0	ug/L	1	10/20/2021	10/20/2021 16:25	EPA 8260	
1,2-Dichloropropane	ND	0.45	1.0	ug/L	1	10/20/2021	10/20/2021 16:25	EPA 8260	
1,3,5-Trimethylbenzene	ND	0.36	1.0	ug/L	1	10/20/2021	10/20/2021 16:25	EPA 8260	
1,3-Dichlorobenzene	ND	0.35	1.0	ug/L	1	10/20/2021	10/20/2021 16:25	EPA 8260	
1,3-Dichloropropane	ND	0.30	1.0	ug/L	1	10/20/2021	10/20/2021 16:25	EPA 8260	
1,4-Dichlorobenzene	ND	0.89	1.0	ug/L	1	10/20/2021	10/20/2021 16:25	EPA 8260	
2,2-Dichloropropane	ND	4.2	5.0	ug/L	1	10/20/2021	10/20/2021 16:25	EPA 8260	
2-Butanone (MEK)	ND	6.5	25.0	ug/L	1	10/20/2021	10/20/2021 16:25	EPA 8260	
2-Chlorotoluene	ND	0.89	5.0	ug/L	1	10/20/2021	10/20/2021 16:25	EPA 8260	
2-Hexanone	ND	6.3	25.0	ug/L	1	10/20/2021	10/20/2021 16:25	EPA 8260	
4-Chlorotoluene	ND	0.89	5.0	ug/L	1	10/20/2021	10/20/2021 16:25	EPA 8260	
4-Methyl-2-pentanone (MIBK)	ND	6.0	25.0	ug/L	1	10/20/2021	10/20/2021 16:25	EPA 8260	
Acetone	ND	8.6	25.0	ug/L	1	10/20/2021	10/20/2021 16:25	EPA 8260	
Benzene	ND	0.30	1.0	ug/L	1	10/20/2021	10/20/2021 16:25	EPA 8260	
Bromobenzene	ND	0.36	1.0	ug/L	1	10/20/2021	10/20/2021 16:25	EPA 8260	
Bromochloromethane	ND	0.36	5.0	ug/L	1	10/20/2021	10/20/2021 16:25	EPA 8260	
Bromodichloromethane	ND	0.42	1.0	ug/L	1	10/20/2021	10/20/2021 16:25	EPA 8260	
Bromoform	ND	3.8	5.0	ug/L	1	10/20/2021	10/20/2021 16:25	EPA 8260	
Bromomethane	ND	1.2	5.0	ug/L	1	10/20/2021	10/20/2021 16:25	EPA 8260	
Carbon disulfide	ND	1.1	5.0	ug/L	1	10/20/2021	10/20/2021 16:25	EPA 8260	
Carbon tetrachloride	ND	0.37	1.0	ug/L	1	10/20/2021	10/20/2021 16:25	EPA 8260	
Chlorobenzene	ND	0.86	1.0	ug/L	1	10/20/2021	10/20/2021 16:25	EPA 8260	
Chloroethane	ND	1.4	5.0	ug/L	1	10/20/2021	10/20/2021 16:25	EPA 8260	
Chloroform	ND	1.2	5.0	ug/L	1	10/20/2021	10/20/2021 16:25	EPA 8260	
Chloromethane	ND	1.6	5.0	ug/L	1	10/20/2021	10/20/2021 16:25	EPA 8260	
cis-1,2-Dichloroethene	**18.4**	0.47	1.0	ug/L	1	10/20/2021	10/20/2021 16:25	EPA 8260	
cis-1,3-Dichloropropene	ND	0.36	1.0	ug/L	1	10/20/2021	10/20/2021 16:25	EPA 8260	
Dibromochloromethane	ND	2.6	5.0	ug/L	1	10/20/2021	10/20/2021 16:25	EPA 8260	
Dibromomethane	ND	0.99	5.0	ug/L	1	10/20/2021	10/20/2021 16:25	EPA 8260	

Pace Analytical®
ENVIRONMENTAL SCIENCES
MOBILE LAB SERVICES

2525 Advance Road
Madison, WI 53718
608.221.8700 Phone
608.221.4889 Fax

TRC Environmental Corporation, Inc.
708 Heartland Trail, Ste 3000
Madison WI, 53717

Project: Madison Kipp Corporation - Madison, WI
Project Number: 419610.0002.000001
Project Manager: Andrew Stehn

MP-13_044-048_202110

A214201-07 (Water)

Date Sampled
10/11/2021 16:05

Pace Analytical-Green Bay, WI

EPA 8260 — **Preparation Batch:MSV 59068**

Analyte	Result	Limit of Detection	Limit of Quantitation	Units	Dilution	Prepared	Analyzed	Method	Qualifiers
Dichlorodifluoromethane	ND	0.46	5.0	ug/L	1	10/20/2021	10/20/2021 16:25	EPA 8260	
Diisopropyl ether	ND	1.1	5.0	ug/L	1	10/20/2021	10/20/2021 16:25	EPA 8260	
Ethylbenzene	ND	0.33	1.0	ug/L	1	10/20/2021	10/20/2021 16:25	EPA 8260	
Hexachloro-1,3-butadiene	ND	2.7	5.0	ug/L	1	10/20/2021	10/20/2021 16:25	EPA 8260	
Isopropylbenzene (Cumene)	ND	1.0	5.0	ug/L	1	10/20/2021	10/20/2021 16:25	EPA 8260	
m&p-Xylene	ND	0.70	2.0	ug/L	1	10/20/2021	10/20/2021 16:25	EPA 8260	
Methylene Chloride	ND	0.32	5.0	ug/L	1	10/20/2021	10/20/2021 16:25	EPA 8260	
Methyl-tert-butyl ether	ND	1.1	5.0	ug/L	1	10/20/2021	10/20/2021 16:25	EPA 8260	
Naphthalene	ND	1.1	5.0	ug/L	1	10/20/2021	10/20/2021 16:25	EPA 8260	
n-Butylbenzene	ND	0.86	1.0	ug/L	1	10/20/2021	10/20/2021 16:25	EPA 8260	
n-Hexane	ND	1.5	5.0	ug/L	1	10/20/2021	10/20/2021 16:25	EPA 8260	
n-Propylbenzene	ND	0.35	1.0	ug/L	1	10/20/2021	10/20/2021 16:25	EPA 8260	
o-Xylene	ND	0.35	1.0	ug/L	1	10/20/2021	10/20/2021 16:25	EPA 8260	
p-Isopropyltoluene	ND	1.0	5.0	ug/L	1	10/20/2021	10/20/2021 16:25	EPA 8260	
sec-Butylbenzene	ND	0.42	1.0	ug/L	1	10/20/2021	10/20/2021 16:25	EPA 8260	
Styrene	ND	0.36	1.0	ug/L	1	10/20/2021	10/20/2021 16:25	EPA 8260	
tert-Butylbenzene	ND	0.59	1.0	ug/L	1	10/20/2021	10/20/2021 16:25	EPA 8260	
Tetrachloroethene	**96.8**	0.41	1.0	ug/L	1	10/20/2021	10/20/2021 16:25	EPA 8260	
Tetrahydrofuran	ND	2.4	25.0	ug/L	1	10/20/2021	10/20/2021 16:25	EPA 8260	
Toluene	ND	0.29	1.0	ug/L	1	10/20/2021	10/20/2021 16:25	EPA 8260	
trans-1,2-Dichloroethene	ND	0.53	1.0	ug/L	1	10/20/2021	10/20/2021 16:25	EPA 8260	
trans-1,3-Dichloropropene	ND	3.5	5.0	ug/L	1	10/20/2021	10/20/2021 16:25	EPA 8260	
Trichloroethene	**20.9**	0.32	1.0	ug/L	1	10/20/2021	10/20/2021 16:25	EPA 8260	
Trichlorofluoromethane	ND	0.42	1.0	ug/L	1	10/20/2021	10/20/2021 16:25	EPA 8260	
Vinyl chloride	ND	0.17	1.0	ug/L	1	10/20/2021	10/20/2021 16:25	EPA 8260	
Xylene (Total)	ND	1.0	3.0	ug/L	1	10/20/2021	10/20/2021 16:25	EPA 8260	

Pace Analytical®
ENVIRONMENTAL SCIENCES
MOBILE LAB SERVICES

2525 Advance Road
Madison, WI 53718
608.221.8700 Phone
608.221.4889 Fax

TRC Environmental Corporation, Inc.
708 Heartland Trail, Ste 3000
Madison WI, 53717

Project: Madison Kipp Corporation - Madison, WI
Project Number: 419610.0002.000001
Project Manager: Andrew Stehn

MP-14_170-178_202110

A214201-08 (Water)

Date Sampled
10/12/2021 13:45

Pace Analytical-Green Bay, WI

Analyte	Result	Limit of Detection	Limit of Quantitation	Units	Dilution	Prepared	Analyzed	Method	Qualifiers
EPA 8260						**Preparation Batch:MSV 59068**			
1,1,1,2-Tetrachloroethane	ND	7.1	20.0	ug/L	20	10/20/2021	10/20/2021 19:39	EPA 8260	
1,1,1-Trichloroethane	ND	6.1	20.0	ug/L	20	10/20/2021	10/20/2021 19:39	EPA 8260	
1,1,2,2-Tetrachloroethane	ND	7.6	20.0	ug/L	20	10/20/2021	10/20/2021 19:39	EPA 8260	
1,1,2-Trichloroethane	ND	6.9	100	ug/L	20	10/20/2021	10/20/2021 19:39	EPA 8260	
1,1,2-Trichlorotrifluoroethane	ND	7.6	100	ug/L	20	10/20/2021	10/20/2021 19:39	EPA 8260	
1,1-Dichloroethane	ND	5.9	20.0	ug/L	20	10/20/2021	10/20/2021 19:39	EPA 8260	
1,1-Dichloroethene	ND	11.6	20.0	ug/L	20	10/20/2021	10/20/2021 19:39	EPA 8260	
1,1-Dichloropropene	ND	8.2	20.0	ug/L	20	10/20/2021	10/20/2021 19:39	EPA 8260	
1,2,3-Trichlorobenzene	ND	20.4	100	ug/L	20	10/20/2021	10/20/2021 19:39	EPA 8260	
1,2,3-Trichloropropane	ND	11.1	100	ug/L	20	10/20/2021	10/20/2021 19:39	EPA 8260	
1,2,4-Trichlorobenzene	ND	19.0	100	ug/L	20	10/20/2021	10/20/2021 19:39	EPA 8260	
1,2,4-Trimethylbenzene	ND	9.0	20.0	ug/L	20	10/20/2021	10/20/2021 19:39	EPA 8260	
1,2-Dibromo-3-chloropropane	ND	47.3	100	ug/L	20	10/20/2021	10/20/2021 19:39	EPA 8260	
1,2-Dibromoethane (EDB)	ND	6.2	20.0	ug/L	20	10/20/2021	10/20/2021 19:39	EPA 8260	
1,2-Dichlorobenzene	ND	6.5	20.0	ug/L	20	10/20/2021	10/20/2021 19:39	EPA 8260	
1,2-Dichloroethane	ND	5.8	20.0	ug/L	20	10/20/2021	10/20/2021 19:39	EPA 8260	
1,2-Dichloropropane	ND	9.0	20.0	ug/L	20	10/20/2021	10/20/2021 19:39	EPA 8260	
1,3,5-Trimethylbenzene	ND	7.1	20.0	ug/L	20	10/20/2021	10/20/2021 19:39	EPA 8260	
1,3-Dichlorobenzene	ND	7.0	20.0	ug/L	20	10/20/2021	10/20/2021 19:39	EPA 8260	
1,3-Dichloropropane	ND	6.1	20.0	ug/L	20	10/20/2021	10/20/2021 19:39	EPA 8260	
1,4-Dichlorobenzene	ND	17.8	20.0	ug/L	20	10/20/2021	10/20/2021 19:39	EPA 8260	
2,2-Dichloropropane	ND	83.6	100	ug/L	20	10/20/2021	10/20/2021 19:39	EPA 8260	
2-Butanone (MEK)	ND	130	500	ug/L	20	10/20/2021	10/20/2021 19:39	EPA 8260	
2-Chlorotoluene	ND	17.8	100	ug/L	20	10/20/2021	10/20/2021 19:39	EPA 8260	
2-Hexanone	ND	126	500	ug/L	20	10/20/2021	10/20/2021 19:39	EPA 8260	
4-Chlorotoluene	ND	17.9	100	ug/L	20	10/20/2021	10/20/2021 19:39	EPA 8260	
4-Methyl-2-pentanone (MIBK)	ND	119	500	ug/L	20	10/20/2021	10/20/2021 19:39	EPA 8260	
Acetone	ND	173	500	ug/L	20	10/20/2021	10/20/2021 19:39	EPA 8260	
Benzene	ND	5.9	20.0	ug/L	20	10/20/2021	10/20/2021 19:39	EPA 8260	
Bromobenzene	ND	7.2	20.0	ug/L	20	10/20/2021	10/20/2021 19:39	EPA 8260	
Bromochloromethane	ND	7.2	100	ug/L	20	10/20/2021	10/20/2021 19:39	EPA 8260	
Bromodichloromethane	ND	8.3	20.0	ug/L	20	10/20/2021	10/20/2021 19:39	EPA 8260	
Bromoform	ND	76.0	100	ug/L	20	10/20/2021	10/20/2021 19:39	EPA 8260	
Bromomethane	ND	23.8	100	ug/L	20	10/20/2021	10/20/2021 19:39	EPA 8260	
Carbon disulfide	ND	22.0	100	ug/L	20	10/20/2021	10/20/2021 19:39	EPA 8260	
Carbon tetrachloride	ND	7.4	20.0	ug/L	20	10/20/2021	10/20/2021 19:39	EPA 8260	
Chlorobenzene	ND	17.1	20.0	ug/L	20	10/20/2021	10/20/2021 19:39	EPA 8260	
Chloroethane	ND	27.6	100	ug/L	20	10/20/2021	10/20/2021 19:39	EPA 8260	
Chloroform	ND	23.7	100	ug/L	20	10/20/2021	10/20/2021 19:39	EPA 8260	
Chloromethane	ND	32.7	100	ug/L	20	10/20/2021	10/20/2021 19:39	EPA 8260	
cis-1,2-Dichloroethene	**46.7**	9.4	20.0	ug/L	20	10/20/2021	10/20/2021 19:39	EPA 8260	
cis-1,3-Dichloropropene	ND	7.2	20.0	ug/L	20	10/20/2021	10/20/2021 19:39	EPA 8260	
Dibromochloromethane	ND	52.9	100	ug/L	20	10/20/2021	10/20/2021 19:39	EPA 8260	
Dibromomethane	ND	19.8	100	ug/L	20	10/20/2021	10/20/2021 19:39	EPA 8260	

Pace Analytical®
ENVIRONMENTAL SCIENCES
MOBILE LAB SERVICES

2525 Advance Road
Madison, WI 53718
608.221.8700 Phone
608.221.4889 Fax

TRC Environmental Corporation, Inc.
708 Heartland Trail, Ste 3000
Madison WI, 53717

Project: Madison Kipp Corporation - Madison, WI
Project Number: 419610.0002.000001
Project Manager: Andrew Stehn

MP-14_170-178_202110

A214201-08 (Water)

Date Sampled
10/12/2021 13:45

Pace Analytical-Green Bay, WI

Analyte	Result	Limit of Detection	Limit of Quantitation	Units	Dilution	Prepared	Analyzed	Method	Qualifiers
EPA 8260						**Preparation Batch:MSV 59068**			
Dichlorodifluoromethane	ND	9.1	100	ug/L	20	10/20/2021	10/20/2021 19:39	EPA 8260	
Diisopropyl ether	ND	22.0	100	ug/L	20	10/20/2021	10/20/2021 19:39	EPA 8260	
Ethylbenzene	ND	6.5	20.0	ug/L	20	10/20/2021	10/20/2021 19:39	EPA 8260	
Hexachloro-1,3-butadiene	ND	54.7	100	ug/L	20	10/20/2021	10/20/2021 19:39	EPA 8260	
Isopropylbenzene (Cumene)	ND	20.0	100	ug/L	20	10/20/2021	10/20/2021 19:39	EPA 8260	
m&p-Xylene	ND	14.0	40.0	ug/L	20	10/20/2021	10/20/2021 19:39	EPA 8260	
Methylene Chloride	ND	6.4	100	ug/L	20	10/20/2021	10/20/2021 19:39	EPA 8260	
Methyl-tert-butyl ether	ND	22.6	100	ug/L	20	10/20/2021	10/20/2021 19:39	EPA 8260	
Naphthalene	ND	22.6	100	ug/L	20	10/20/2021	10/20/2021 19:39	EPA 8260	
n-Butylbenzene	ND	17.1	20.0	ug/L	20	10/20/2021	10/20/2021 19:39	EPA 8260	
n-Hexane	ND	29.2	100	ug/L	20	10/20/2021	10/20/2021 19:39	EPA 8260	
n-Propylbenzene	ND	6.9	20.0	ug/L	20	10/20/2021	10/20/2021 19:39	EPA 8260	
o-Xylene	ND	7.0	20.0	ug/L	20	10/20/2021	10/20/2021 19:39	EPA 8260	
p-Isopropyltoluene	ND	20.9	100	ug/L	20	10/20/2021	10/20/2021 19:39	EPA 8260	
sec-Butylbenzene	ND	8.5	20.0	ug/L	20	10/20/2021	10/20/2021 19:39	EPA 8260	
Styrene	ND	7.1	20.0	ug/L	20	10/20/2021	10/20/2021 19:39	EPA 8260	
tert-Butylbenzene	ND	11.7	20.0	ug/L	20	10/20/2021	10/20/2021 19:39	EPA 8260	
Tetrachloroethene	**1430**	8.2	20.0	ug/L	20	10/20/2021	10/20/2021 19:39	EPA 8260	
Tetrahydrofuran	ND	48.4	500	ug/L	20	10/20/2021	10/20/2021 19:39	EPA 8260	
Toluene	ND	5.8	20.0	ug/L	20	10/20/2021	10/20/2021 19:39	EPA 8260	
trans-1,2-Dichloroethene	ND	10.6	20.0	ug/L	20	10/20/2021	10/20/2021 19:39	EPA 8260	
trans-1,3-Dichloropropene	ND	69.2	100	ug/L	20	10/20/2021	10/20/2021 19:39	EPA 8260	
Trichloroethene	**99.0**	6.4	20.0	ug/L	20	10/20/2021	10/20/2021 19:39	EPA 8260	
Trichlorofluoromethane	ND	8.4	20.0	ug/L	20	10/20/2021	10/20/2021 19:39	EPA 8260	
Vinyl chloride	ND	3.5	20.0	ug/L	20	10/20/2021	10/20/2021 19:39	EPA 8260	
Xylene (Total)	ND	21.0	60.0	ug/L	20	10/20/2021	10/20/2021 19:39	EPA 8260	

Pace Analytical®
ENVIRONMENTAL SCIENCES
MOBILE LAB SERVICES

2525 Advance Road
Madison, WI 53718
608.221.8700 Phone
608.221.4889 Fax

TRC Environmental Corporation, Inc.
708 Heartland Trail, Ste 3000
Madison WI, 53717

Project: Madison Kipp Corporation - Madison, WI
Project Number: 419610.0002.000001
Project Manager: Andrew Stehn

MP-14_135-140_202110

A214201-09 (Water)

Date Sampled
10/12/2021 14:05

Pace Analytical-Green Bay, WI

EPA 8260 — **Preparation Batch:MSV 59068**

Analyte	Result	Limit of Detection	Limit of Quantitation	Units	Dilution	Prepared	Analyzed	Method	Qualifiers
1,1,1,2-Tetrachloroethane	ND	0.36	1.0	ug/L	1	10/20/2021	10/20/2021 16:45	EPA 8260	
1,1,1-Trichloroethane	ND	0.30	1.0	ug/L	1	10/20/2021	10/20/2021 16:45	EPA 8260	
1,1,2,2-Tetrachloroethane	ND	0.38	1.0	ug/L	1	10/20/2021	10/20/2021 16:45	EPA 8260	
1,1,2-Trichloroethane	ND	0.34	5.0	ug/L	1	10/20/2021	10/20/2021 16:45	EPA 8260	
1,1,2-Trichlorotrifluoroethane	ND	0.38	5.0	ug/L	1	10/20/2021	10/20/2021 16:45	EPA 8260	
1,1-Dichloroethane	ND	0.30	1.0	ug/L	1	10/20/2021	10/20/2021 16:45	EPA 8260	
1,1-Dichloroethene	ND	0.58	1.0	ug/L	1	10/20/2021	10/20/2021 16:45	EPA 8260	
1,1-Dichloropropene	ND	0.41	1.0	ug/L	1	10/20/2021	10/20/2021 16:45	EPA 8260	
1,2,3-Trichlorobenzene	ND	1.0	5.0	ug/L	1	10/20/2021	10/20/2021 16:45	EPA 8260	
1,2,3-Trichloropropane	ND	0.56	5.0	ug/L	1	10/20/2021	10/20/2021 16:45	EPA 8260	
1,2,4-Trichlorobenzene	ND	0.95	5.0	ug/L	1	10/20/2021	10/20/2021 16:45	EPA 8260	
1,2,4-Trimethylbenzene	ND	0.45	1.0	ug/L	1	10/20/2021	10/20/2021 16:45	EPA 8260	
1,2-Dibromo-3-chloropropane	ND	2.4	5.0	ug/L	1	10/20/2021	10/20/2021 16:45	EPA 8260	
1,2-Dibromoethane (EDB)	ND	0.31	1.0	ug/L	1	10/20/2021	10/20/2021 16:45	EPA 8260	
1,2-Dichlorobenzene	ND	0.33	1.0	ug/L	1	10/20/2021	10/20/2021 16:45	EPA 8260	
1,2-Dichloroethane	ND	0.29	1.0	ug/L	1	10/20/2021	10/20/2021 16:45	EPA 8260	
1,2-Dichloropropane	ND	0.45	1.0	ug/L	1	10/20/2021	10/20/2021 16:45	EPA 8260	
1,3,5-Trimethylbenzene	ND	0.36	1.0	ug/L	1	10/20/2021	10/20/2021 16:45	EPA 8260	
1,3-Dichlorobenzene	ND	0.35	1.0	ug/L	1	10/20/2021	10/20/2021 16:45	EPA 8260	
1,3-Dichloropropane	ND	0.30	1.0	ug/L	1	10/20/2021	10/20/2021 16:45	EPA 8260	
1,4-Dichlorobenzene	ND	0.89	1.0	ug/L	1	10/20/2021	10/20/2021 16:45	EPA 8260	
2,2-Dichloropropane	ND	4.2	5.0	ug/L	1	10/20/2021	10/20/2021 16:45	EPA 8260	
2-Butanone (MEK)	ND	6.5	25.0	ug/L	1	10/20/2021	10/20/2021 16:45	EPA 8260	
2-Chlorotoluene	ND	0.89	5.0	ug/L	1	10/20/2021	10/20/2021 16:45	EPA 8260	
2-Hexanone	ND	6.3	25.0	ug/L	1	10/20/2021	10/20/2021 16:45	EPA 8260	
4-Chlorotoluene	ND	0.89	5.0	ug/L	1	10/20/2021	10/20/2021 16:45	EPA 8260	
4-Methyl-2-pentanone (MIBK)	ND	6.0	25.0	ug/L	1	10/20/2021	10/20/2021 16:45	EPA 8260	
Acetone	ND	8.6	25.0	ug/L	1	10/20/2021	10/20/2021 16:45	EPA 8260	
Benzene	ND	0.30	1.0	ug/L	1	10/20/2021	10/20/2021 16:45	EPA 8260	
Bromobenzene	ND	0.36	1.0	ug/L	1	10/20/2021	10/20/2021 16:45	EPA 8260	
Bromochloromethane	ND	0.36	5.0	ug/L	1	10/20/2021	10/20/2021 16:45	EPA 8260	
Bromodichloromethane	ND	0.42	1.0	ug/L	1	10/20/2021	10/20/2021 16:45	EPA 8260	
Bromoform	ND	3.8	5.0	ug/L	1	10/20/2021	10/20/2021 16:45	EPA 8260	
Bromomethane	ND	1.2	5.0	ug/L	1	10/20/2021	10/20/2021 16:45	EPA 8260	
Carbon disulfide	ND	1.1	5.0	ug/L	1	10/20/2021	10/20/2021 16:45	EPA 8260	
Carbon tetrachloride	ND	0.37	1.0	ug/L	1	10/20/2021	10/20/2021 16:45	EPA 8260	
Chlorobenzene	ND	0.86	1.0	ug/L	1	10/20/2021	10/20/2021 16:45	EPA 8260	
Chloroethane	ND	1.4	5.0	ug/L	1	10/20/2021	10/20/2021 16:45	EPA 8260	
Chloroform	ND	1.2	5.0	ug/L	1	10/20/2021	10/20/2021 16:45	EPA 8260	
Chloromethane	ND	1.6	5.0	ug/L	1	10/20/2021	10/20/2021 16:45	EPA 8260	
cis-1,2-Dichloroethene	**2.7**	0.47	1.0	ug/L	1	10/20/2021	10/20/2021 16:45	EPA 8260	
cis-1,3-Dichloropropene	ND	0.36	1.0	ug/L	1	10/20/2021	10/20/2021 16:45	EPA 8260	
Dibromochloromethane	ND	2.6	5.0	ug/L	1	10/20/2021	10/20/2021 16:45	EPA 8260	
Dibromomethane	ND	0.99	5.0	ug/L	1	10/20/2021	10/20/2021 16:45	EPA 8260	

Pace Analytical®
ENVIRONMENTAL SCIENCES
MOBILE LAB SERVICES

2525 Advance Road
Madison, WI 53718
608.221.8700 Phone
608.221.4889 Fax

TRC Environmental Corporation, Inc.
708 Heartland Trail, Ste 3000
Madison WI, 53717

Project: Madison Kipp Corporation - Madison, WI
Project Number: 419610.0002.000001
Project Manager: Andrew Stehn

MP-14_135-140_202110

A214201-09 (Water)

Date Sampled
10/12/2021 14:05

Pace Analytical-Green Bay, WI

EPA 8260 — **Preparation Batch:MSV 59068**

Analyte	Result	Limit of Detection	Limit of Quantitation	Units	Dilution	Prepared	Analyzed	Method	Qualifiers
Dichlorodifluoromethane	ND	0.46	5.0	ug/L	1	10/20/2021	10/20/2021 16:45	EPA 8260	
Diisopropyl ether	ND	1.1	5.0	ug/L	1	10/20/2021	10/20/2021 16:45	EPA 8260	
Ethylbenzene	ND	0.33	1.0	ug/L	1	10/20/2021	10/20/2021 16:45	EPA 8260	
Hexachloro-1,3-butadiene	ND	2.7	5.0	ug/L	1	10/20/2021	10/20/2021 16:45	EPA 8260	
Isopropylbenzene (Cumene)	ND	1.0	5.0	ug/L	1	10/20/2021	10/20/2021 16:45	EPA 8260	
m&p-Xylene	ND	0.70	2.0	ug/L	1	10/20/2021	10/20/2021 16:45	EPA 8260	
Methylene Chloride	ND	0.32	5.0	ug/L	1	10/20/2021	10/20/2021 16:45	EPA 8260	
Methyl-tert-butyl ether	ND	1.1	5.0	ug/L	1	10/20/2021	10/20/2021 16:45	EPA 8260	
Naphthalene	ND	1.1	5.0	ug/L	1	10/20/2021	10/20/2021 16:45	EPA 8260	
n-Butylbenzene	ND	0.86	1.0	ug/L	1	10/20/2021	10/20/2021 16:45	EPA 8260	
n-Hexane	ND	1.5	5.0	ug/L	1	10/20/2021	10/20/2021 16:45	EPA 8260	
n-Propylbenzene	ND	0.35	1.0	ug/L	1	10/20/2021	10/20/2021 16:45	EPA 8260	
o-Xylene	ND	0.35	1.0	ug/L	1	10/20/2021	10/20/2021 16:45	EPA 8260	
p-Isopropyltoluene	ND	1.0	5.0	ug/L	1	10/20/2021	10/20/2021 16:45	EPA 8260	
sec-Butylbenzene	ND	0.42	1.0	ug/L	1	10/20/2021	10/20/2021 16:45	EPA 8260	
Styrene	ND	0.36	1.0	ug/L	1	10/20/2021	10/20/2021 16:45	EPA 8260	
tert-Butylbenzene	ND	0.59	1.0	ug/L	1	10/20/2021	10/20/2021 16:45	EPA 8260	
Tetrachloroethene	**106**	0.41	1.0	ug/L	1	10/20/2021	10/20/2021 16:45	EPA 8260	
Tetrahydrofuran	ND	2.4	25.0	ug/L	1	10/20/2021	10/20/2021 16:45	EPA 8260	
Toluene	ND	0.29	1.0	ug/L	1	10/20/2021	10/20/2021 16:45	EPA 8260	
trans-1,2-Dichloroethene	ND	0.53	1.0	ug/L	1	10/20/2021	10/20/2021 16:45	EPA 8260	
trans-1,3-Dichloropropene	ND	3.5	5.0	ug/L	1	10/20/2021	10/20/2021 16:45	EPA 8260	
Trichloroethene	**5.5**	0.32	1.0	ug/L	1	10/20/2021	10/20/2021 16:45	EPA 8260	
Trichlorofluoromethane	ND	0.42	1.0	ug/L	1	10/20/2021	10/20/2021 16:45	EPA 8260	
Vinyl chloride	ND	0.17	1.0	ug/L	1	10/20/2021	10/20/2021 16:45	EPA 8260	
Xylene (Total)	ND	1.0	3.0	ug/L	1	10/20/2021	10/20/2021 16:45	EPA 8260	

Pace Analytical®
ENVIRONMENTAL SCIENCES
MOBILE LAB SERVICES

2525 Advance Road
Madison, WI 53718
608.221.8700 Phone
608.221.4889 Fax

TRC Environmental Corporation, Inc.
708 Heartland Trail, Ste 3000
Madison WI, 53717

Project: Madison Kipp Corporation - Madison, WI
Project Number: 419610.0002.000001
Project Manager: Andrew Stehn

MP-14_100-105_202110

A214201-10 (Water)

Date Sampled
10/12/2021 14:20

Pace Analytical-Green Bay, WI

EPA 8260 — **Preparation Batch:MSV 59068**

Analyte	Result	Limit of Detection	Limit of Quantitation	Units	Dilution	Prepared	Analyzed	Method	Qualifiers
1,1,1,2-Tetrachloroethane	ND	0.36	1.0	ug/L	1	10/20/2021	10/20/2021 17:04	EPA 8260	
1,1,1-Trichloroethane	ND	0.30	1.0	ug/L	1	10/20/2021	10/20/2021 17:04	EPA 8260	
1,1,2,2-Tetrachloroethane	ND	0.38	1.0	ug/L	1	10/20/2021	10/20/2021 17:04	EPA 8260	
1,1,2-Trichloroethane	ND	0.34	5.0	ug/L	1	10/20/2021	10/20/2021 17:04	EPA 8260	
1,1,2-Trichlorotrifluoroethane	ND	0.38	5.0	ug/L	1	10/20/2021	10/20/2021 17:04	EPA 8260	
1,1-Dichloroethane	ND	0.30	1.0	ug/L	1	10/20/2021	10/20/2021 17:04	EPA 8260	
1,1-Dichloroethene	ND	0.58	1.0	ug/L	1	10/20/2021	10/20/2021 17:04	EPA 8260	
1,1-Dichloropropene	ND	0.41	1.0	ug/L	1	10/20/2021	10/20/2021 17:04	EPA 8260	
1,2,3-Trichlorobenzene	ND	1.0	5.0	ug/L	1	10/20/2021	10/20/2021 17:04	EPA 8260	
1,2,3-Trichloropropane	ND	0.56	5.0	ug/L	1	10/20/2021	10/20/2021 17:04	EPA 8260	
1,2,4-Trichlorobenzene	ND	0.95	5.0	ug/L	1	10/20/2021	10/20/2021 17:04	EPA 8260	
1,2,4-Trimethylbenzene	ND	0.45	1.0	ug/L	1	10/20/2021	10/20/2021 17:04	EPA 8260	
1,2-Dibromo-3-chloropropane	ND	2.4	5.0	ug/L	1	10/20/2021	10/20/2021 17:04	EPA 8260	
1,2-Dibromoethane (EDB)	ND	0.31	1.0	ug/L	1	10/20/2021	10/20/2021 17:04	EPA 8260	
1,2-Dichlorobenzene	ND	0.33	1.0	ug/L	1	10/20/2021	10/20/2021 17:04	EPA 8260	
1,2-Dichloroethane	ND	0.29	1.0	ug/L	1	10/20/2021	10/20/2021 17:04	EPA 8260	
1,2-Dichloropropane	ND	0.45	1.0	ug/L	1	10/20/2021	10/20/2021 17:04	EPA 8260	
1,3,5-Trimethylbenzene	ND	0.36	1.0	ug/L	1	10/20/2021	10/20/2021 17:04	EPA 8260	
1,3-Dichlorobenzene	ND	0.35	1.0	ug/L	1	10/20/2021	10/20/2021 17:04	EPA 8260	
1,3-Dichloropropane	ND	0.30	1.0	ug/L	1	10/20/2021	10/20/2021 17:04	EPA 8260	
1,4-Dichlorobenzene	ND	0.89	1.0	ug/L	1	10/20/2021	10/20/2021 17:04	EPA 8260	
2,2-Dichloropropane	ND	4.2	5.0	ug/L	1	10/20/2021	10/20/2021 17:04	EPA 8260	
2-Butanone (MEK)	ND	6.5	25.0	ug/L	1	10/20/2021	10/20/2021 17:04	EPA 8260	
2-Chlorotoluene	ND	0.89	5.0	ug/L	1	10/20/2021	10/20/2021 17:04	EPA 8260	
2-Hexanone	ND	6.3	25.0	ug/L	1	10/20/2021	10/20/2021 17:04	EPA 8260	
4-Chlorotoluene	ND	0.89	5.0	ug/L	1	10/20/2021	10/20/2021 17:04	EPA 8260	
4-Methyl-2-pentanone (MIBK)	ND	6.0	25.0	ug/L	1	10/20/2021	10/20/2021 17:04	EPA 8260	
Acetone	ND	8.6	25.0	ug/L	1	10/20/2021	10/20/2021 17:04	EPA 8260	
Benzene	ND	0.30	1.0	ug/L	1	10/20/2021	10/20/2021 17:04	EPA 8260	
Bromobenzene	ND	0.36	1.0	ug/L	1	10/20/2021	10/20/2021 17:04	EPA 8260	
Bromochloromethane	ND	0.36	5.0	ug/L	1	10/20/2021	10/20/2021 17:04	EPA 8260	
Bromodichloromethane	ND	0.42	1.0	ug/L	1	10/20/2021	10/20/2021 17:04	EPA 8260	
Bromoform	ND	3.8	5.0	ug/L	1	10/20/2021	10/20/2021 17:04	EPA 8260	
Bromomethane	ND	1.2	5.0	ug/L	1	10/20/2021	10/20/2021 17:04	EPA 8260	
Carbon disulfide	ND	1.1	5.0	ug/L	1	10/20/2021	10/20/2021 17:04	EPA 8260	
Carbon tetrachloride	ND	0.37	1.0	ug/L	1	10/20/2021	10/20/2021 17:04	EPA 8260	
Chlorobenzene	ND	0.86	1.0	ug/L	1	10/20/2021	10/20/2021 17:04	EPA 8260	
Chloroethane	ND	1.4	5.0	ug/L	1	10/20/2021	10/20/2021 17:04	EPA 8260	
Chloroform	ND	1.2	5.0	ug/L	1	10/20/2021	10/20/2021 17:04	EPA 8260	
Chloromethane	ND	1.6	5.0	ug/L	1	10/20/2021	10/20/2021 17:04	EPA 8260	
cis-1,2-Dichloroethene	ND	0.47	1.0	ug/L	1	10/20/2021	10/20/2021 17:04	EPA 8260	
cis-1,3-Dichloropropene	ND	0.36	1.0	ug/L	1	10/20/2021	10/20/2021 17:04	EPA 8260	
Dibromochloromethane	ND	2.6	5.0	ug/L	1	10/20/2021	10/20/2021 17:04	EPA 8260	
Dibromomethane	ND	0.99	5.0	ug/L	1	10/20/2021	10/20/2021 17:04	EPA 8260	

Pace Analytical®
ENVIRONMENTAL SCIENCES
MOBILE LAB SERVICES

2525 Advance Road
Madison, WI 53718
608.221.8700 Phone
608.221.4889 Fax

TRC Environmental Corporation, Inc.
708 Heartland Trail, Ste 3000
Madison WI, 53717

Project: Madison Kipp Corporation - Madison, WI
Project Number: 419610.0002.000001
Project Manager: Andrew Stehn

MP-14_100-105_202110

A214201-10 (Water)

Date Sampled
10/12/2021 14:20

Pace Analytical-Green Bay, WI

EPA 8260 — **Preparation Batch:MSV 59068**

Analyte	Result	Limit of Detection	Limit of Quantitation	Units	Dilution	Prepared	Analyzed	Method	Qualifiers
Dichlorodifluoromethane	ND	0.46	5.0	ug/L	1	10/20/2021	10/20/2021 17:04	EPA 8260	
Diisopropyl ether	ND	1.1	5.0	ug/L	1	10/20/2021	10/20/2021 17:04	EPA 8260	
Ethylbenzene	ND	0.33	1.0	ug/L	1	10/20/2021	10/20/2021 17:04	EPA 8260	
Hexachloro-1,3-butadiene	ND	2.7	5.0	ug/L	1	10/20/2021	10/20/2021 17:04	EPA 8260	
Isopropylbenzene (Cumene)	ND	1.0	5.0	ug/L	1	10/20/2021	10/20/2021 17:04	EPA 8260	
m&p-Xylene	ND	0.70	2.0	ug/L	1	10/20/2021	10/20/2021 17:04	EPA 8260	
Methylene Chloride	ND	0.32	5.0	ug/L	1	10/20/2021	10/20/2021 17:04	EPA 8260	
Methyl-tert-butyl ether	ND	1.1	5.0	ug/L	1	10/20/2021	10/20/2021 17:04	EPA 8260	
Naphthalene	ND	1.1	5.0	ug/L	1	10/20/2021	10/20/2021 17:04	EPA 8260	
n-Butylbenzene	ND	0.86	1.0	ug/L	1	10/20/2021	10/20/2021 17:04	EPA 8260	
n-Hexane	ND	1.5	5.0	ug/L	1	10/20/2021	10/20/2021 17:04	EPA 8260	
n-Propylbenzene	ND	0.35	1.0	ug/L	1	10/20/2021	10/20/2021 17:04	EPA 8260	
o-Xylene	ND	0.35	1.0	ug/L	1	10/20/2021	10/20/2021 17:04	EPA 8260	
p-Isopropyltoluene	ND	1.0	5.0	ug/L	1	10/20/2021	10/20/2021 17:04	EPA 8260	
sec-Butylbenzene	ND	0.42	1.0	ug/L	1	10/20/2021	10/20/2021 17:04	EPA 8260	
Styrene	ND	0.36	1.0	ug/L	1	10/20/2021	10/20/2021 17:04	EPA 8260	
tert-Butylbenzene	ND	0.59	1.0	ug/L	1	10/20/2021	10/20/2021 17:04	EPA 8260	
Tetrachloroethene	**1.6**	0.41	1.0	ug/L	1	10/20/2021	10/20/2021 17:04	EPA 8260	
Tetrahydrofuran	ND	2.4	25.0	ug/L	1	10/20/2021	10/20/2021 17:04	EPA 8260	
Toluene	ND	0.29	1.0	ug/L	1	10/20/2021	10/20/2021 17:04	EPA 8260	
trans-1,2-Dichloroethene	ND	0.53	1.0	ug/L	1	10/20/2021	10/20/2021 17:04	EPA 8260	
trans-1,3-Dichloropropene	ND	3.5	5.0	ug/L	1	10/20/2021	10/20/2021 17:04	EPA 8260	
Trichloroethene	ND	0.32	1.0	ug/L	1	10/20/2021	10/20/2021 17:04	EPA 8260	
Trichlorofluoromethane	ND	0.42	1.0	ug/L	1	10/20/2021	10/20/2021 17:04	EPA 8260	
Vinyl chloride	ND	0.17	1.0	ug/L	1	10/20/2021	10/20/2021 17:04	EPA 8260	
Xylene (Total)	ND	1.0	3.0	ug/L	1	10/20/2021	10/20/2021 17:04	EPA 8260	

Pace Analytical®
ENVIRONMENTAL SCIENCES
MOBILE LAB SERVICES

2525 Advance Road
Madison, WI 53718
608.221.8700 Phone
608.221.4889 Fax

TRC Environmental Corporation, Inc.
708 Heartland Trail, Ste 3000
Madison WI, 53717

Project: Madison Kipp Corporation - Madison, WI
Project Number: 419610.0002.000001
Project Manager: Andrew Stehn

MP-15_177-187_202110

A214201-11 (Water)

Date Sampled
10/12/2021 10:40

Pace Analytical-Green Bay, WI

EPA 8260 — **Preparation Batch:MSV 59068**

Analyte	Result	Limit of Detection	Limit of Quantitation	Units	Dilution	Prepared	Analyzed	Method	Qualifiers
1,1,1,2-Tetrachloroethane	ND	0.36	1.0	ug/L	1	10/20/2021	10/20/2021 17:24	EPA 8260	
1,1,1-Trichloroethane	ND	0.30	1.0	ug/L	1	10/20/2021	10/20/2021 17:24	EPA 8260	
1,1,2,2-Tetrachloroethane	ND	0.38	1.0	ug/L	1	10/20/2021	10/20/2021 17:24	EPA 8260	
1,1,2-Trichloroethane	ND	0.34	5.0	ug/L	1	10/20/2021	10/20/2021 17:24	EPA 8260	
1,1,2-Trichlorotrifluoroethane	ND	0.38	5.0	ug/L	1	10/20/2021	10/20/2021 17:24	EPA 8260	
1,1-Dichloroethane	ND	0.30	1.0	ug/L	1	10/20/2021	10/20/2021 17:24	EPA 8260	
1,1-Dichloroethene	ND	0.58	1.0	ug/L	1	10/20/2021	10/20/2021 17:24	EPA 8260	
1,1-Dichloropropene	ND	0.41	1.0	ug/L	1	10/20/2021	10/20/2021 17:24	EPA 8260	
1,2,3-Trichlorobenzene	ND	1.0	5.0	ug/L	1	10/20/2021	10/20/2021 17:24	EPA 8260	
1,2,3-Trichloropropane	ND	0.56	5.0	ug/L	1	10/20/2021	10/20/2021 17:24	EPA 8260	
1,2,4-Trichlorobenzene	ND	0.95	5.0	ug/L	1	10/20/2021	10/20/2021 17:24	EPA 8260	
1,2,4-Trimethylbenzene	ND	0.45	1.0	ug/L	1	10/20/2021	10/20/2021 17:24	EPA 8260	
1,2-Dibromo-3-chloropropane	ND	2.4	5.0	ug/L	1	10/20/2021	10/20/2021 17:24	EPA 8260	
1,2-Dibromoethane (EDB)	ND	0.31	1.0	ug/L	1	10/20/2021	10/20/2021 17:24	EPA 8260	
1,2-Dichlorobenzene	ND	0.33	1.0	ug/L	1	10/20/2021	10/20/2021 17:24	EPA 8260	
1,2-Dichloroethane	ND	0.29	1.0	ug/L	1	10/20/2021	10/20/2021 17:24	EPA 8260	
1,2-Dichloropropane	ND	0.45	1.0	ug/L	1	10/20/2021	10/20/2021 17:24	EPA 8260	
1,3,5-Trimethylbenzene	ND	0.36	1.0	ug/L	1	10/20/2021	10/20/2021 17:24	EPA 8260	
1,3-Dichlorobenzene	ND	0.35	1.0	ug/L	1	10/20/2021	10/20/2021 17:24	EPA 8260	
1,3-Dichloropropane	ND	0.30	1.0	ug/L	1	10/20/2021	10/20/2021 17:24	EPA 8260	
1,4-Dichlorobenzene	ND	0.89	1.0	ug/L	1	10/20/2021	10/20/2021 17:24	EPA 8260	
2,2-Dichloropropane	ND	4.2	5.0	ug/L	1	10/20/2021	10/20/2021 17:24	EPA 8260	
2-Butanone (MEK)	ND	6.5	25.0	ug/L	1	10/20/2021	10/20/2021 17:24	EPA 8260	
2-Chlorotoluene	ND	0.89	5.0	ug/L	1	10/20/2021	10/20/2021 17:24	EPA 8260	
2-Hexanone	ND	6.3	25.0	ug/L	1	10/20/2021	10/20/2021 17:24	EPA 8260	
4-Chlorotoluene	ND	0.89	5.0	ug/L	1	10/20/2021	10/20/2021 17:24	EPA 8260	
4-Methyl-2-pentanone (MIBK)	ND	6.0	25.0	ug/L	1	10/20/2021	10/20/2021 17:24	EPA 8260	
Acetone	ND	8.6	25.0	ug/L	1	10/20/2021	10/20/2021 17:24	EPA 8260	
Benzene	ND	0.30	1.0	ug/L	1	10/20/2021	10/20/2021 17:24	EPA 8260	
Bromobenzene	ND	0.36	1.0	ug/L	1	10/20/2021	10/20/2021 17:24	EPA 8260	
Bromochloromethane	ND	0.36	5.0	ug/L	1	10/20/2021	10/20/2021 17:24	EPA 8260	
Bromodichloromethane	ND	0.42	1.0	ug/L	1	10/20/2021	10/20/2021 17:24	EPA 8260	
Bromoform	ND	3.8	5.0	ug/L	1	10/20/2021	10/20/2021 17:24	EPA 8260	
Bromomethane	ND	1.2	5.0	ug/L	1	10/20/2021	10/20/2021 17:24	EPA 8260	
Carbon disulfide	ND	1.1	5.0	ug/L	1	10/20/2021	10/20/2021 17:24	EPA 8260	
Carbon tetrachloride	ND	0.37	1.0	ug/L	1	10/20/2021	10/20/2021 17:24	EPA 8260	
Chlorobenzene	ND	0.86	1.0	ug/L	1	10/20/2021	10/20/2021 17:24	EPA 8260	
Chloroethane	ND	1.4	5.0	ug/L	1	10/20/2021	10/20/2021 17:24	EPA 8260	
Chloroform	ND	1.2	5.0	ug/L	1	10/20/2021	10/20/2021 17:24	EPA 8260	
Chloromethane	ND	1.6	5.0	ug/L	1	10/20/2021	10/20/2021 17:24	EPA 8260	
cis-1,2-Dichloroethene	ND	0.47	1.0	ug/L	1	10/20/2021	10/20/2021 17:24	EPA 8260	
cis-1,3-Dichloropropene	ND	0.36	1.0	ug/L	1	10/20/2021	10/20/2021 17:24	EPA 8260	
Dibromochloromethane	ND	2.6	5.0	ug/L	1	10/20/2021	10/20/2021 17:24	EPA 8260	
Dibromomethane	ND	0.99	5.0	ug/L	1	10/20/2021	10/20/2021 17:24	EPA 8260	

Pace Analytical®
ENVIRONMENTAL SCIENCES
MOBILE LAB SERVICES

2525 Advance Road
Madison, WI 53718
608.221.8700 Phone
608.221.4889 Fax

TRC Environmental Corporation, Inc.
708 Heartland Trail, Ste 3000
Madison WI, 53717

Project: Madison Kipp Corporation - Madison, WI
Project Number: 419610.0002.000001
Project Manager: Andrew Stehn

MP-15_177-187_202110

A214201-11 (Water)

Date Sampled
10/12/2021 10:40

Pace Analytical-Green Bay, WI

EPA 8260 — **Preparation Batch:MSV 59068**

Analyte	Result	Limit of Detection	Limit of Quantitation	Units	Dilution	Prepared	Analyzed	Method	Qualifiers
Dichlorodifluoromethane	ND	0.46	5.0	ug/L	1	10/20/2021	10/20/2021 17:24	EPA 8260	
Diisopropyl ether	ND	1.1	5.0	ug/L	1	10/20/2021	10/20/2021 17:24	EPA 8260	
Ethylbenzene	ND	0.33	1.0	ug/L	1	10/20/2021	10/20/2021 17:24	EPA 8260	
Hexachloro-1,3-butadiene	ND	2.7	5.0	ug/L	1	10/20/2021	10/20/2021 17:24	EPA 8260	
Isopropylbenzene (Cumene)	ND	1.0	5.0	ug/L	1	10/20/2021	10/20/2021 17:24	EPA 8260	
m&p-Xylene	ND	0.70	2.0	ug/L	1	10/20/2021	10/20/2021 17:24	EPA 8260	
Methylene Chloride	ND	0.32	5.0	ug/L	1	10/20/2021	10/20/2021 17:24	EPA 8260	
Methyl-tert-butyl ether	ND	1.1	5.0	ug/L	1	10/20/2021	10/20/2021 17:24	EPA 8260	
Naphthalene	ND	1.1	5.0	ug/L	1	10/20/2021	10/20/2021 17:24	EPA 8260	
n-Butylbenzene	ND	0.86	1.0	ug/L	1	10/20/2021	10/20/2021 17:24	EPA 8260	
n-Hexane	ND	1.5	5.0	ug/L	1	10/20/2021	10/20/2021 17:24	EPA 8260	
n-Propylbenzene	ND	0.35	1.0	ug/L	1	10/20/2021	10/20/2021 17:24	EPA 8260	
o-Xylene	ND	0.35	1.0	ug/L	1	10/20/2021	10/20/2021 17:24	EPA 8260	
p-Isopropyltoluene	ND	1.0	5.0	ug/L	1	10/20/2021	10/20/2021 17:24	EPA 8260	
sec-Butylbenzene	ND	0.42	1.0	ug/L	1	10/20/2021	10/20/2021 17:24	EPA 8260	
Styrene	ND	0.36	1.0	ug/L	1	10/20/2021	10/20/2021 17:24	EPA 8260	
tert-Butylbenzene	ND	0.59	1.0	ug/L	1	10/20/2021	10/20/2021 17:24	EPA 8260	
Tetrachloroethene	**2.7**	0.41	1.0	ug/L	1	10/20/2021	10/20/2021 17:24	EPA 8260	
Tetrahydrofuran	ND	2.4	25.0	ug/L	1	10/20/2021	10/20/2021 17:24	EPA 8260	
Toluene	ND	0.29	1.0	ug/L	1	10/20/2021	10/20/2021 17:24	EPA 8260	
trans-1,2-Dichloroethene	ND	0.53	1.0	ug/L	1	10/20/2021	10/20/2021 17:24	EPA 8260	
trans-1,3-Dichloropropene	ND	3.5	5.0	ug/L	1	10/20/2021	10/20/2021 17:24	EPA 8260	
Trichloroethene	ND	0.32	1.0	ug/L	1	10/20/2021	10/20/2021 17:24	EPA 8260	
Trichlorofluoromethane	ND	0.42	1.0	ug/L	1	10/20/2021	10/20/2021 17:24	EPA 8260	
Vinyl chloride	ND	0.17	1.0	ug/L	1	10/20/2021	10/20/2021 17:24	EPA 8260	
Xylene (Total)	ND	1.0	3.0	ug/L	1	10/20/2021	10/20/2021 17:24	EPA 8260	

Pace Analytical®
ENVIRONMENTAL SCIENCES
MOBILE LAB SERVICES

2525 Advance Road
Madison, WI 53718
608.221.8700 Phone
608.221.4889 Fax

TRC Environmental Corporation, Inc.
708 Heartland Trail, Ste 3000
Madison WI, 53717

Project: Madison Kipp Corporation - Madison, WI
Project Number: 419610.0002.000001
Project Manager: Andrew Stehn

MP-15_142-146_202110

A214201-12 (Water)

Date Sampled
10/12/2021 11:10

Pace Analytical-Green Bay, WI

EPA 8260 — **Preparation Batch:MSV 59068**

Analyte	Result	Limit of Detection	Limit of Quantitation	Units	Dilution	Prepared	Analyzed	Method	Qualifiers
1,1,1,2-Tetrachloroethane	ND	7.1	20.0	ug/L	20	10/20/2021	10/20/2021 19:59	EPA 8260	
1,1,1-Trichloroethane	ND	6.1	20.0	ug/L	20	10/20/2021	10/20/2021 19:59	EPA 8260	
1,1,2,2-Tetrachloroethane	ND	7.6	20.0	ug/L	20	10/20/2021	10/20/2021 19:59	EPA 8260	
1,1,2-Trichloroethane	ND	6.9	100	ug/L	20	10/20/2021	10/20/2021 19:59	EPA 8260	
1,1,2-Trichlorotrifluoroethane	ND	7.6	100	ug/L	20	10/20/2021	10/20/2021 19:59	EPA 8260	
1,1-Dichloroethane	ND	5.9	20.0	ug/L	20	10/20/2021	10/20/2021 19:59	EPA 8260	
1,1-Dichloroethene	ND	11.6	20.0	ug/L	20	10/20/2021	10/20/2021 19:59	EPA 8260	
1,1-Dichloropropene	ND	8.2	20.0	ug/L	20	10/20/2021	10/20/2021 19:59	EPA 8260	
1,2,3-Trichlorobenzene	ND	20.4	100	ug/L	20	10/20/2021	10/20/2021 19:59	EPA 8260	
1,2,3-Trichloropropane	ND	11.1	100	ug/L	20	10/20/2021	10/20/2021 19:59	EPA 8260	
1,2,4-Trichlorobenzene	ND	19.0	100	ug/L	20	10/20/2021	10/20/2021 19:59	EPA 8260	
1,2,4-Trimethylbenzene	ND	9.0	20.0	ug/L	20	10/20/2021	10/20/2021 19:59	EPA 8260	
1,2-Dibromo-3-chloropropane	ND	47.3	100	ug/L	20	10/20/2021	10/20/2021 19:59	EPA 8260	
1,2-Dibromoethane (EDB)	ND	6.2	20.0	ug/L	20	10/20/2021	10/20/2021 19:59	EPA 8260	
1,2-Dichlorobenzene	ND	6.5	20.0	ug/L	20	10/20/2021	10/20/2021 19:59	EPA 8260	
1,2-Dichloroethane	ND	5.8	20.0	ug/L	20	10/20/2021	10/20/2021 19:59	EPA 8260	
1,2-Dichloropropane	ND	9.0	20.0	ug/L	20	10/20/2021	10/20/2021 19:59	EPA 8260	
1,3,5-Trimethylbenzene	ND	7.1	20.0	ug/L	20	10/20/2021	10/20/2021 19:59	EPA 8260	
1,3-Dichlorobenzene	ND	7.0	20.0	ug/L	20	10/20/2021	10/20/2021 19:59	EPA 8260	
1,3-Dichloropropane	ND	6.1	20.0	ug/L	20	10/20/2021	10/20/2021 19:59	EPA 8260	
1,4-Dichlorobenzene	ND	17.8	20.0	ug/L	20	10/20/2021	10/20/2021 19:59	EPA 8260	
2,2-Dichloropropane	ND	83.6	100	ug/L	20	10/20/2021	10/20/2021 19:59	EPA 8260	
2-Butanone (MEK)	ND	130	500	ug/L	20	10/20/2021	10/20/2021 19:59	EPA 8260	
2-Chlorotoluene	ND	17.8	100	ug/L	20	10/20/2021	10/20/2021 19:59	EPA 8260	
2-Hexanone	ND	126	500	ug/L	20	10/20/2021	10/20/2021 19:59	EPA 8260	
4-Chlorotoluene	ND	17.9	100	ug/L	20	10/20/2021	10/20/2021 19:59	EPA 8260	
4-Methyl-2-pentanone (MIBK)	ND	119	500	ug/L	20	10/20/2021	10/20/2021 19:59	EPA 8260	
Acetone	ND	173	500	ug/L	20	10/20/2021	10/20/2021 19:59	EPA 8260	
Benzene	ND	5.9	20.0	ug/L	20	10/20/2021	10/20/2021 19:59	EPA 8260	
Bromobenzene	ND	7.2	20.0	ug/L	20	10/20/2021	10/20/2021 19:59	EPA 8260	
Bromochloromethane	ND	7.2	100	ug/L	20	10/20/2021	10/20/2021 19:59	EPA 8260	
Bromodichloromethane	ND	8.3	20.0	ug/L	20	10/20/2021	10/20/2021 19:59	EPA 8260	
Bromoform	ND	76.0	100	ug/L	20	10/20/2021	10/20/2021 19:59	EPA 8260	
Bromomethane	ND	23.8	100	ug/L	20	10/20/2021	10/20/2021 19:59	EPA 8260	
Carbon disulfide	ND	22.0	100	ug/L	20	10/20/2021	10/20/2021 19:59	EPA 8260	
Carbon tetrachloride	ND	7.4	20.0	ug/L	20	10/20/2021	10/20/2021 19:59	EPA 8260	
Chlorobenzene	ND	17.1	20.0	ug/L	20	10/20/2021	10/20/2021 19:59	EPA 8260	
Chloroethane	ND	27.6	100	ug/L	20	10/20/2021	10/20/2021 19:59	EPA 8260	
Chloroform	ND	23.7	100	ug/L	20	10/20/2021	10/20/2021 19:59	EPA 8260	
Chloromethane	ND	32.7	100	ug/L	20	10/20/2021	10/20/2021 19:59	EPA 8260	
cis-1,2-Dichloroethene	**86.2**	9.4	20.0	ug/L	20	10/20/2021	10/20/2021 19:59	EPA 8260	
cis-1,3-Dichloropropene	ND	7.2	20.0	ug/L	20	10/20/2021	10/20/2021 19:59	EPA 8260	
Dibromochloromethane	ND	52.9	100	ug/L	20	10/20/2021	10/20/2021 19:59	EPA 8260	
Dibromomethane	ND	19.8	100	ug/L	20	10/20/2021	10/20/2021 19:59	EPA 8260	

Pace Analytical®
ENVIRONMENTAL SCIENCES
MOBILE LAB SERVICES

2525 Advance Road
Madison, WI 53718
608.221.8700 Phone
608.221.4889 Fax

TRC Environmental Corporation, Inc.
708 Heartland Trail, Ste 3000
Madison WI, 53717

Project: Madison Kipp Corporation - Madison, WI
Project Number: 419610.0002.000001
Project Manager: Andrew Stehn

MP-15_142-146_202110

A214201-12 (Water)

Date Sampled
10/12/2021 11:10

Pace Analytical-Green Bay, WI

Analyte	Result	Limit of Detection	Limit of Quantitation	Units	Dilution	Prepared	Analyzed	Method	Qualifiers
EPA 8260						**Preparation Batch:MSV 59068**			
Dichlorodifluoromethane	ND	9.1	100	ug/L	20	10/20/2021	10/20/2021 19:59	EPA 8260	
Diisopropyl ether	ND	22.0	100	ug/L	20	10/20/2021	10/20/2021 19:59	EPA 8260	
Ethylbenzene	ND	6.5	20.0	ug/L	20	10/20/2021	10/20/2021 19:59	EPA 8260	
Hexachloro-1,3-butadiene	ND	54.7	100	ug/L	20	10/20/2021	10/20/2021 19:59	EPA 8260	
Isopropylbenzene (Cumene)	ND	20.0	100	ug/L	20	10/20/2021	10/20/2021 19:59	EPA 8260	
m&p-Xylene	ND	14.0	40.0	ug/L	20	10/20/2021	10/20/2021 19:59	EPA 8260	
Methylene Chloride	ND	6.4	100	ug/L	20	10/20/2021	10/20/2021 19:59	EPA 8260	
Methyl-tert-butyl ether	ND	22.6	100	ug/L	20	10/20/2021	10/20/2021 19:59	EPA 8260	
Naphthalene	ND	22.6	100	ug/L	20	10/20/2021	10/20/2021 19:59	EPA 8260	
n-Butylbenzene	ND	17.1	20.0	ug/L	20	10/20/2021	10/20/2021 19:59	EPA 8260	
n-Hexane	ND	29.2	100	ug/L	20	10/20/2021	10/20/2021 19:59	EPA 8260	
n-Propylbenzene	ND	6.9	20.0	ug/L	20	10/20/2021	10/20/2021 19:59	EPA 8260	
o-Xylene	ND	7.0	20.0	ug/L	20	10/20/2021	10/20/2021 19:59	EPA 8260	
p-Isopropyltoluene	ND	20.9	100	ug/L	20	10/20/2021	10/20/2021 19:59	EPA 8260	
sec-Butylbenzene	ND	8.5	20.0	ug/L	20	10/20/2021	10/20/2021 19:59	EPA 8260	
Styrene	ND	7.1	20.0	ug/L	20	10/20/2021	10/20/2021 19:59	EPA 8260	
tert-Butylbenzene	ND	11.7	20.0	ug/L	20	10/20/2021	10/20/2021 19:59	EPA 8260	
Tetrachloroethene	**1320**	8.2	20.0	ug/L	20	10/20/2021	10/20/2021 19:59	EPA 8260	
Tetrahydrofuran	ND	48.4	500	ug/L	20	10/20/2021	10/20/2021 19:59	EPA 8260	
Toluene	ND	5.8	20.0	ug/L	20	10/20/2021	10/20/2021 19:59	EPA 8260	
trans-1,2-Dichloroethene	ND	10.6	20.0	ug/L	20	10/20/2021	10/20/2021 19:59	EPA 8260	
trans-1,3-Dichloropropene	ND	69.2	100	ug/L	20	10/20/2021	10/20/2021 19:59	EPA 8260	
Trichloroethene	**104**	6.4	20.0	ug/L	20	10/20/2021	10/20/2021 19:59	EPA 8260	
Trichlorofluoromethane	ND	8.4	20.0	ug/L	20	10/20/2021	10/20/2021 19:59	EPA 8260	
Vinyl chloride	ND	3.5	20.0	ug/L	20	10/20/2021	10/20/2021 19:59	EPA 8260	
Xylene (Total)	ND	21.0	60.0	ug/L	20	10/20/2021	10/20/2021 19:59	EPA 8260	

Pace Analytical®
ENVIRONMENTAL SCIENCES
MOBILE LAB SERVICES

2525 Advance Road
Madison, WI 53718
608.221.8700 Phone
608.221.4889 Fax

TRC Environmental Corporation, Inc.
708 Heartland Trail, Ste 3000
Madison WI, 53717

Project: Madison Kipp Corporation - Madison, WI
Project Number: 419610.0002.000001
Project Manager: Andrew Stehn

MP-15_120-125_202110

A214201-13 (Water)

Date Sampled
10/12/2021 11:30

Pace Analytical-Green Bay, WI

EPA 8260 — **Preparation Batch:MSV 59068**

Analyte	Result	Limit of Detection	Limit of Quantitation	Units	Dilution	Prepared	Analyzed	Method	Qualifiers
1,1,1,2-Tetrachloroethane	ND	7.1	20.0	ug/L	20	10/20/2021	10/20/2021 20:18	EPA 8260	
1,1,1-Trichloroethane	ND	6.1	20.0	ug/L	20	10/20/2021	10/20/2021 20:18	EPA 8260	
1,1,2,2-Tetrachloroethane	ND	7.6	20.0	ug/L	20	10/20/2021	10/20/2021 20:18	EPA 8260	
1,1,2-Trichloroethane	ND	6.9	100	ug/L	20	10/20/2021	10/20/2021 20:18	EPA 8260	
1,1,2-Trichlorotrifluoroethane	ND	7.6	100	ug/L	20	10/20/2021	10/20/2021 20:18	EPA 8260	
1,1-Dichloroethane	ND	5.9	20.0	ug/L	20	10/20/2021	10/20/2021 20:18	EPA 8260	
1,1-Dichloroethene	ND	11.6	20.0	ug/L	20	10/20/2021	10/20/2021 20:18	EPA 8260	
1,1-Dichloropropene	ND	8.2	20.0	ug/L	20	10/20/2021	10/20/2021 20:18	EPA 8260	
1,2,3-Trichlorobenzene	ND	20.4	100	ug/L	20	10/20/2021	10/20/2021 20:18	EPA 8260	
1,2,3-Trichloropropane	ND	11.1	100	ug/L	20	10/20/2021	10/20/2021 20:18	EPA 8260	
1,2,4-Trichlorobenzene	ND	19.0	100	ug/L	20	10/20/2021	10/20/2021 20:18	EPA 8260	
1,2,4-Trimethylbenzene	ND	9.0	20.0	ug/L	20	10/20/2021	10/20/2021 20:18	EPA 8260	
1,2-Dibromo-3-chloropropane	ND	47.3	100	ug/L	20	10/20/2021	10/20/2021 20:18	EPA 8260	
1,2-Dibromoethane (EDB)	ND	6.2	20.0	ug/L	20	10/20/2021	10/20/2021 20:18	EPA 8260	
1,2-Dichlorobenzene	ND	6.5	20.0	ug/L	20	10/20/2021	10/20/2021 20:18	EPA 8260	
1,2-Dichloroethane	ND	5.8	20.0	ug/L	20	10/20/2021	10/20/2021 20:18	EPA 8260	
1,2-Dichloropropane	ND	9.0	20.0	ug/L	20	10/20/2021	10/20/2021 20:18	EPA 8260	
1,3,5-Trimethylbenzene	ND	7.1	20.0	ug/L	20	10/20/2021	10/20/2021 20:18	EPA 8260	
1,3-Dichlorobenzene	ND	7.0	20.0	ug/L	20	10/20/2021	10/20/2021 20:18	EPA 8260	
1,3-Dichloropropane	ND	6.1	20.0	ug/L	20	10/20/2021	10/20/2021 20:18	EPA 8260	
1,4-Dichlorobenzene	ND	17.8	20.0	ug/L	20	10/20/2021	10/20/2021 20:18	EPA 8260	
2,2-Dichloropropane	ND	83.6	100	ug/L	20	10/20/2021	10/20/2021 20:18	EPA 8260	
2-Butanone (MEK)	ND	130	500	ug/L	20	10/20/2021	10/20/2021 20:18	EPA 8260	
2-Chlorotoluene	ND	17.8	100	ug/L	20	10/20/2021	10/20/2021 20:18	EPA 8260	
2-Hexanone	ND	126	500	ug/L	20	10/20/2021	10/20/2021 20:18	EPA 8260	
4-Chlorotoluene	ND	17.9	100	ug/L	20	10/20/2021	10/20/2021 20:18	EPA 8260	
4-Methyl-2-pentanone (MIBK)	ND	119	500	ug/L	20	10/20/2021	10/20/2021 20:18	EPA 8260	
Acetone	ND	173	500	ug/L	20	10/20/2021	10/20/2021 20:18	EPA 8260	
Benzene	ND	5.9	20.0	ug/L	20	10/20/2021	10/20/2021 20:18	EPA 8260	
Bromobenzene	ND	7.2	20.0	ug/L	20	10/20/2021	10/20/2021 20:18	EPA 8260	
Bromochloromethane	ND	7.2	100	ug/L	20	10/20/2021	10/20/2021 20:18	EPA 8260	
Bromodichloromethane	ND	8.3	20.0	ug/L	20	10/20/2021	10/20/2021 20:18	EPA 8260	
Bromoform	ND	76.0	100	ug/L	20	10/20/2021	10/20/2021 20:18	EPA 8260	
Bromomethane	ND	23.8	100	ug/L	20	10/20/2021	10/20/2021 20:18	EPA 8260	
Carbon disulfide	ND	22.0	100	ug/L	20	10/20/2021	10/20/2021 20:18	EPA 8260	
Carbon tetrachloride	ND	7.4	20.0	ug/L	20	10/20/2021	10/20/2021 20:18	EPA 8260	
Chlorobenzene	ND	17.1	20.0	ug/L	20	10/20/2021	10/20/2021 20:18	EPA 8260	
Chloroethane	ND	27.6	100	ug/L	20	10/20/2021	10/20/2021 20:18	EPA 8260	
Chloroform	ND	23.7	100	ug/L	20	10/20/2021	10/20/2021 20:18	EPA 8260	
Chloromethane	ND	32.7	100	ug/L	20	10/20/2021	10/20/2021 20:18	EPA 8260	
cis-1,2-Dichloroethene	**33.3**	9.4	20.0	ug/L	20	10/20/2021	10/20/2021 20:18	EPA 8260	
cis-1,3-Dichloropropene	ND	7.2	20.0	ug/L	20	10/20/2021	10/20/2021 20:18	EPA 8260	
Dibromochloromethane	ND	52.9	100	ug/L	20	10/20/2021	10/20/2021 20:18	EPA 8260	
Dibromomethane	ND	19.8	100	ug/L	20	10/20/2021	10/20/2021 20:18	EPA 8260	

Pace Analytical®
ENVIRONMENTAL SCIENCES
MOBILE LAB SERVICES

2525 Advance Road
Madison, WI 53718
608.221.8700 Phone
608.221.4889 Fax

TRC Environmental Corporation, Inc.
708 Heartland Trail, Ste 3000
Madison WI, 53717

Project: Madison Kipp Corporation - Madison, WI
Project Number: 419610.0002.000001
Project Manager: Andrew Stehn

MP-15_120-125_202110

A214201-13 (Water)

Date Sampled
10/12/2021 11:30

Pace Analytical-Green Bay, WI

EPA 8260 — **Preparation Batch:MSV 59068**

Analyte	Result	Limit of Detection	Limit of Quantitation	Units	Dilution	Prepared	Analyzed	Method	Qualifiers
Dichlorodifluoromethane	ND	9.1	100	ug/L	20	10/20/2021	10/20/2021 20:18	EPA 8260	
Diisopropyl ether	ND	22.0	100	ug/L	20	10/20/2021	10/20/2021 20:18	EPA 8260	
Ethylbenzene	ND	6.5	20.0	ug/L	20	10/20/2021	10/20/2021 20:18	EPA 8260	
Hexachloro-1,3-butadiene	ND	54.7	100	ug/L	20	10/20/2021	10/20/2021 20:18	EPA 8260	
Isopropylbenzene (Cumene)	ND	20.0	100	ug/L	20	10/20/2021	10/20/2021 20:18	EPA 8260	
m&p-Xylene	ND	14.0	40.0	ug/L	20	10/20/2021	10/20/2021 20:18	EPA 8260	
Methylene Chloride	ND	6.4	100	ug/L	20	10/20/2021	10/20/2021 20:18	EPA 8260	
Methyl-tert-butyl ether	ND	22.6	100	ug/L	20	10/20/2021	10/20/2021 20:18	EPA 8260	
Naphthalene	ND	22.6	100	ug/L	20	10/20/2021	10/20/2021 20:18	EPA 8260	
n-Butylbenzene	ND	17.1	20.0	ug/L	20	10/20/2021	10/20/2021 20:18	EPA 8260	
n-Hexane	ND	29.2	100	ug/L	20	10/20/2021	10/20/2021 20:18	EPA 8260	
n-Propylbenzene	ND	6.9	20.0	ug/L	20	10/20/2021	10/20/2021 20:18	EPA 8260	
o-Xylene	ND	7.0	20.0	ug/L	20	10/20/2021	10/20/2021 20:18	EPA 8260	
p-Isopropyltoluene	ND	20.9	100	ug/L	20	10/20/2021	10/20/2021 20:18	EPA 8260	
sec-Butylbenzene	ND	8.5	20.0	ug/L	20	10/20/2021	10/20/2021 20:18	EPA 8260	
Styrene	ND	7.1	20.0	ug/L	20	10/20/2021	10/20/2021 20:18	EPA 8260	
tert-Butylbenzene	ND	11.7	20.0	ug/L	20	10/20/2021	10/20/2021 20:18	EPA 8260	
Tetrachloroethene	**1050**	8.2	20.0	ug/L	20	10/20/2021	10/20/2021 20:18	EPA 8260	
Tetrahydrofuran	ND	48.4	500	ug/L	20	10/20/2021	10/20/2021 20:18	EPA 8260	
Toluene	ND	5.8	20.0	ug/L	20	10/20/2021	10/20/2021 20:18	EPA 8260	
trans-1,2-Dichloroethene	ND	10.6	20.0	ug/L	20	10/20/2021	10/20/2021 20:18	EPA 8260	
trans-1,3-Dichloropropene	ND	69.2	100	ug/L	20	10/20/2021	10/20/2021 20:18	EPA 8260	
Trichloroethene	**60.4**	6.4	20.0	ug/L	20	10/20/2021	10/20/2021 20:18	EPA 8260	
Trichlorofluoromethane	ND	8.4	20.0	ug/L	20	10/20/2021	10/20/2021 20:18	EPA 8260	
Vinyl chloride	ND	3.5	20.0	ug/L	20	10/20/2021	10/20/2021 20:18	EPA 8260	
Xylene (Total)	ND	21.0	60.0	ug/L	20	10/20/2021	10/20/2021 20:18	EPA 8260	

Pace Analytical®
ENVIRONMENTAL SCIENCES
MOBILE LAB SERVICES

2525 Advance Road
Madison, WI 53718
608.221.8700 Phone
608.221.4889 Fax

TRC Environmental Corporation, Inc.
708 Heartland Trail, Ste 3000
Madison WI, 53717

Project: Madison Kipp Corporation - Madison, WI
Project Number: 419610.0002.000001
Project Manager: Andrew Stehn

MP-15_100-105_202110

A214201-14 (Water)

Date Sampled
10/12/2021 11:50

Pace Analytical-Green Bay, WI

EPA 8260 — **Preparation Batch:MSV 59068**

Analyte	Result	Limit of Detection	Limit of Quantitation	Units	Dilution	Prepared	Analyzed	Method	Qualifiers
1,1,1,2-Tetrachloroethane	ND	7.1	20.0	ug/L	20	10/20/2021	10/20/2021 20:38	EPA 8260	
1,1,1-Trichloroethane	ND	6.1	20.0	ug/L	20	10/20/2021	10/20/2021 20:38	EPA 8260	
1,1,2,2-Tetrachloroethane	ND	7.6	20.0	ug/L	20	10/20/2021	10/20/2021 20:38	EPA 8260	
1,1,2-Trichloroethane	ND	6.9	100	ug/L	20	10/20/2021	10/20/2021 20:38	EPA 8260	
1,1,2-Trichlorotrifluoroethane	ND	7.6	100	ug/L	20	10/20/2021	10/20/2021 20:38	EPA 8260	
1,1-Dichloroethane	ND	5.9	20.0	ug/L	20	10/20/2021	10/20/2021 20:38	EPA 8260	
1,1-Dichloroethene	ND	11.6	20.0	ug/L	20	10/20/2021	10/20/2021 20:38	EPA 8260	
1,1-Dichloropropene	ND	8.2	20.0	ug/L	20	10/20/2021	10/20/2021 20:38	EPA 8260	
1,2,3-Trichlorobenzene	ND	20.4	100	ug/L	20	10/20/2021	10/20/2021 20:38	EPA 8260	
1,2,3-Trichloropropane	ND	11.1	100	ug/L	20	10/20/2021	10/20/2021 20:38	EPA 8260	
1,2,4-Trichlorobenzene	ND	19.0	100	ug/L	20	10/20/2021	10/20/2021 20:38	EPA 8260	
1,2,4-Trimethylbenzene	ND	9.0	20.0	ug/L	20	10/20/2021	10/20/2021 20:38	EPA 8260	
1,2-Dibromo-3-chloropropane	ND	47.3	100	ug/L	20	10/20/2021	10/20/2021 20:38	EPA 8260	
1,2-Dibromoethane (EDB)	ND	6.2	20.0	ug/L	20	10/20/2021	10/20/2021 20:38	EPA 8260	
1,2-Dichlorobenzene	ND	6.5	20.0	ug/L	20	10/20/2021	10/20/2021 20:38	EPA 8260	
1,2-Dichloroethane	ND	5.8	20.0	ug/L	20	10/20/2021	10/20/2021 20:38	EPA 8260	
1,2-Dichloropropane	ND	9.0	20.0	ug/L	20	10/20/2021	10/20/2021 20:38	EPA 8260	
1,3,5-Trimethylbenzene	ND	7.1	20.0	ug/L	20	10/20/2021	10/20/2021 20:38	EPA 8260	
1,3-Dichlorobenzene	ND	7.0	20.0	ug/L	20	10/20/2021	10/20/2021 20:38	EPA 8260	
1,3-Dichloropropane	ND	6.1	20.0	ug/L	20	10/20/2021	10/20/2021 20:38	EPA 8260	
1,4-Dichlorobenzene	ND	17.8	20.0	ug/L	20	10/20/2021	10/20/2021 20:38	EPA 8260	
2,2-Dichloropropane	ND	83.6	100	ug/L	20	10/20/2021	10/20/2021 20:38	EPA 8260	
2-Butanone (MEK)	ND	130	500	ug/L	20	10/20/2021	10/20/2021 20:38	EPA 8260	
2-Chlorotoluene	ND	17.8	100	ug/L	20	10/20/2021	10/20/2021 20:38	EPA 8260	
2-Hexanone	ND	126	500	ug/L	20	10/20/2021	10/20/2021 20:38	EPA 8260	
4-Chlorotoluene	ND	17.9	100	ug/L	20	10/20/2021	10/20/2021 20:38	EPA 8260	
4-Methyl-2-pentanone (MIBK)	ND	119	500	ug/L	20	10/20/2021	10/20/2021 20:38	EPA 8260	
Acetone	ND	173	500	ug/L	20	10/20/2021	10/20/2021 20:38	EPA 8260	
Benzene	ND	5.9	20.0	ug/L	20	10/20/2021	10/20/2021 20:38	EPA 8260	
Bromobenzene	ND	7.2	20.0	ug/L	20	10/20/2021	10/20/2021 20:38	EPA 8260	
Bromochloromethane	ND	7.2	100	ug/L	20	10/20/2021	10/20/2021 20:38	EPA 8260	
Bromodichloromethane	ND	8.3	20.0	ug/L	20	10/20/2021	10/20/2021 20:38	EPA 8260	
Bromoform	ND	76.0	100	ug/L	20	10/20/2021	10/20/2021 20:38	EPA 8260	
Bromomethane	ND	23.8	100	ug/L	20	10/20/2021	10/20/2021 20:38	EPA 8260	
Carbon disulfide	ND	22.0	100	ug/L	20	10/20/2021	10/20/2021 20:38	EPA 8260	
Carbon tetrachloride	ND	7.4	20.0	ug/L	20	10/20/2021	10/20/2021 20:38	EPA 8260	
Chlorobenzene	ND	17.1	20.0	ug/L	20	10/20/2021	10/20/2021 20:38	EPA 8260	
Chloroethane	ND	27.6	100	ug/L	20	10/20/2021	10/20/2021 20:38	EPA 8260	
Chloroform	ND	23.7	100	ug/L	20	10/20/2021	10/20/2021 20:38	EPA 8260	
Chloromethane	ND	32.7	100	ug/L	20	10/20/2021	10/20/2021 20:38	EPA 8260	
cis-1,2-Dichloroethene	**26.8**	9.4	20.0	ug/L	20	10/20/2021	10/20/2021 20:38	EPA 8260	
cis-1,3-Dichloropropene	ND	7.2	20.0	ug/L	20	10/20/2021	10/20/2021 20:38	EPA 8260	
Dibromochloromethane	ND	52.9	100	ug/L	20	10/20/2021	10/20/2021 20:38	EPA 8260	
Dibromomethane	ND	19.8	100	ug/L	20	10/20/2021	10/20/2021 20:38	EPA 8260	

Pace Analytical®
ENVIRONMENTAL SCIENCES
MOBILE LAB SERVICES

2525 Advance Road
Madison, WI 53718
608.221.8700 Phone
608.221.4889 Fax

TRC Environmental Corporation, Inc.
708 Heartland Trail, Ste 3000
Madison WI, 53717

Project: Madison Kipp Corporation - Madison, WI
Project Number: 419610.0002.000001
Project Manager: Andrew Stehn

MP-15_100-105_202110

A214201-14 (Water)

Date Sampled
10/12/2021 11:50

Pace Analytical-Green Bay, WI

EPA 8260 — **Preparation Batch:MSV 59068**

Analyte	Result	Limit of Detection	Limit of Quantitation	Units	Dilution	Prepared	Analyzed	Method	Qualifiers
Dichlorodifluoromethane	ND	9.1	100	ug/L	20	10/20/2021	10/20/2021 20:38	EPA 8260	
Diisopropyl ether	ND	22.0	100	ug/L	20	10/20/2021	10/20/2021 20:38	EPA 8260	
Ethylbenzene	ND	6.5	20.0	ug/L	20	10/20/2021	10/20/2021 20:38	EPA 8260	
Hexachloro-1,3-butadiene	ND	54.7	100	ug/L	20	10/20/2021	10/20/2021 20:38	EPA 8260	
Isopropylbenzene (Cumene)	ND	20.0	100	ug/L	20	10/20/2021	10/20/2021 20:38	EPA 8260	
m&p-Xylene	ND	14.0	40.0	ug/L	20	10/20/2021	10/20/2021 20:38	EPA 8260	
Methylene Chloride	ND	6.4	100	ug/L	20	10/20/2021	10/20/2021 20:38	EPA 8260	
Methyl-tert-butyl ether	ND	22.6	100	ug/L	20	10/20/2021	10/20/2021 20:38	EPA 8260	
Naphthalene	ND	22.6	100	ug/L	20	10/20/2021	10/20/2021 20:38	EPA 8260	
n-Butylbenzene	ND	17.1	20.0	ug/L	20	10/20/2021	10/20/2021 20:38	EPA 8260	
n-Hexane	ND	29.2	100	ug/L	20	10/20/2021	10/20/2021 20:38	EPA 8260	
n-Propylbenzene	ND	6.9	20.0	ug/L	20	10/20/2021	10/20/2021 20:38	EPA 8260	
o-Xylene	ND	7.0	20.0	ug/L	20	10/20/2021	10/20/2021 20:38	EPA 8260	
p-Isopropyltoluene	ND	20.9	100	ug/L	20	10/20/2021	10/20/2021 20:38	EPA 8260	
sec-Butylbenzene	ND	8.5	20.0	ug/L	20	10/20/2021	10/20/2021 20:38	EPA 8260	
Styrene	ND	7.1	20.0	ug/L	20	10/20/2021	10/20/2021 20:38	EPA 8260	
tert-Butylbenzene	ND	11.7	20.0	ug/L	20	10/20/2021	10/20/2021 20:38	EPA 8260	
Tetrachloroethene	**710**	8.2	20.0	ug/L	20	10/20/2021	10/20/2021 20:38	EPA 8260	
Tetrahydrofuran	ND	48.4	500	ug/L	20	10/20/2021	10/20/2021 20:38	EPA 8260	
Toluene	ND	5.8	20.0	ug/L	20	10/20/2021	10/20/2021 20:38	EPA 8260	
trans-1,2-Dichloroethene	ND	10.6	20.0	ug/L	20	10/20/2021	10/20/2021 20:38	EPA 8260	
trans-1,3-Dichloropropene	ND	69.2	100	ug/L	20	10/20/2021	10/20/2021 20:38	EPA 8260	
Trichloroethene	**46.6**	6.4	20.0	ug/L	20	10/20/2021	10/20/2021 20:38	EPA 8260	
Trichlorofluoromethane	ND	8.4	20.0	ug/L	20	10/20/2021	10/20/2021 20:38	EPA 8260	
Vinyl chloride	ND	3.5	20.0	ug/L	20	10/20/2021	10/20/2021 20:38	EPA 8260	
Xylene (Total)	ND	21.0	60.0	ug/L	20	10/20/2021	10/20/2021 20:38	EPA 8260	

Pace Analytical®
ENVIRONMENTAL SCIENCES
MOBILE LAB SERVICES

2525 Advance Road
Madison, WI 53718
608.221.8700 Phone
608.221.4889 Fax

TRC Environmental Corporation, Inc.
708 Heartland Trail, Ste 3000
Madison WI, 53717

Project: Madison Kipp Corporation - Madison, WI
Project Number: 419610.0002.000001
Project Manager: Andrew Stehn

MP-15_088-092_202110

A214201-15 (Water)

Date Sampled
10/12/2021 12:10

Pace Analytical-Green Bay, WI

EPA 8260 — **Preparation Batch:MSV 59068**

Analyte	Result	Limit of Detection	Limit of Quantitation	Units	Dilution	Prepared	Analyzed	Method	Qualifiers
1,1,1,2-Tetrachloroethane	ND	1.8	5.0	ug/L	5	10/20/2021	10/20/2021 21:36	EPA 8260	
1,1,1-Trichloroethane	ND	1.5	5.0	ug/L	5	10/20/2021	10/20/2021 21:36	EPA 8260	
1,1,2,2-Tetrachloroethane	ND	1.9	5.0	ug/L	5	10/20/2021	10/20/2021 21:36	EPA 8260	
1,1,2-Trichloroethane	ND	1.7	25.0	ug/L	5	10/20/2021	10/20/2021 21:36	EPA 8260	
1,1,2-Trichlorotrifluoroethane	ND	1.9	25.0	ug/L	5	10/20/2021	10/20/2021 21:36	EPA 8260	
1,1-Dichloroethane	ND	1.5	5.0	ug/L	5	10/20/2021	10/20/2021 21:36	EPA 8260	
1,1-Dichloroethene	ND	2.9	5.0	ug/L	5	10/20/2021	10/20/2021 21:36	EPA 8260	
1,1-Dichloropropene	ND	2.1	5.0	ug/L	5	10/20/2021	10/20/2021 21:36	EPA 8260	
1,2,3-Trichlorobenzene	ND	5.1	25.0	ug/L	5	10/20/2021	10/20/2021 21:36	EPA 8260	
1,2,3-Trichloropropane	ND	2.8	25.0	ug/L	5	10/20/2021	10/20/2021 21:36	EPA 8260	
1,2,4-Trichlorobenzene	ND	4.8	25.0	ug/L	5	10/20/2021	10/20/2021 21:36	EPA 8260	
1,2,4-Trimethylbenzene	ND	2.2	5.0	ug/L	5	10/20/2021	10/20/2021 21:36	EPA 8260	
1,2-Dibromo-3-chloropropane	ND	11.8	25.0	ug/L	5	10/20/2021	10/20/2021 21:36	EPA 8260	
1,2-Dibromoethane (EDB)	ND	1.5	5.0	ug/L	5	10/20/2021	10/20/2021 21:36	EPA 8260	
1,2-Dichlorobenzene	ND	1.6	5.0	ug/L	5	10/20/2021	10/20/2021 21:36	EPA 8260	
1,2-Dichloroethane	ND	1.5	5.0	ug/L	5	10/20/2021	10/20/2021 21:36	EPA 8260	
1,2-Dichloropropane	ND	2.2	5.0	ug/L	5	10/20/2021	10/20/2021 21:36	EPA 8260	
1,3,5-Trimethylbenzene	ND	1.8	5.0	ug/L	5	10/20/2021	10/20/2021 21:36	EPA 8260	
1,3-Dichlorobenzene	ND	1.8	5.0	ug/L	5	10/20/2021	10/20/2021 21:36	EPA 8260	
1,3-Dichloropropane	ND	1.5	5.0	ug/L	5	10/20/2021	10/20/2021 21:36	EPA 8260	
1,4-Dichlorobenzene	ND	4.5	5.0	ug/L	5	10/20/2021	10/20/2021 21:36	EPA 8260	
2,2-Dichloropropane	ND	20.9	25.0	ug/L	5	10/20/2021	10/20/2021 21:36	EPA 8260	
2-Butanone (MEK)	ND	32.6	125	ug/L	5	10/20/2021	10/20/2021 21:36	EPA 8260	
2-Chlorotoluene	ND	4.4	25.0	ug/L	5	10/20/2021	10/20/2021 21:36	EPA 8260	
2-Hexanone	ND	31.4	125	ug/L	5	10/20/2021	10/20/2021 21:36	EPA 8260	
4-Chlorotoluene	ND	4.5	25.0	ug/L	5	10/20/2021	10/20/2021 21:36	EPA 8260	
4-Methyl-2-pentanone (MIBK)	ND	29.8	125	ug/L	5	10/20/2021	10/20/2021 21:36	EPA 8260	
Acetone	ND	43.2	125	ug/L	5	10/20/2021	10/20/2021 21:36	EPA 8260	
Benzene	ND	1.5	5.0	ug/L	5	10/20/2021	10/20/2021 21:36	EPA 8260	
Bromobenzene	ND	1.8	5.0	ug/L	5	10/20/2021	10/20/2021 21:36	EPA 8260	
Bromochloromethane	ND	1.8	25.0	ug/L	5	10/20/2021	10/20/2021 21:36	EPA 8260	
Bromodichloromethane	ND	2.1	5.0	ug/L	5	10/20/2021	10/20/2021 21:36	EPA 8260	
Bromoform	ND	19.0	25.0	ug/L	5	10/20/2021	10/20/2021 21:36	EPA 8260	
Bromomethane	ND	6.0	25.0	ug/L	5	10/20/2021	10/20/2021 21:36	EPA 8260	
Carbon disulfide	ND	5.5	25.0	ug/L	5	10/20/2021	10/20/2021 21:36	EPA 8260	
Carbon tetrachloride	ND	1.8	5.0	ug/L	5	10/20/2021	10/20/2021 21:36	EPA 8260	
Chlorobenzene	ND	4.3	5.0	ug/L	5	10/20/2021	10/20/2021 21:36	EPA 8260	
Chloroethane	ND	6.9	25.0	ug/L	5	10/20/2021	10/20/2021 21:36	EPA 8260	
Chloroform	ND	5.9	25.0	ug/L	5	10/20/2021	10/20/2021 21:36	EPA 8260	
Chloromethane	ND	8.2	25.0	ug/L	5	10/20/2021	10/20/2021 21:36	EPA 8260	
cis-1,2-Dichloroethene	**27.6**	2.4	5.0	ug/L	5	10/20/2021	10/20/2021 21:36	EPA 8260	
cis-1,3-Dichloropropene	ND	1.8	5.0	ug/L	5	10/20/2021	10/20/2021 21:36	EPA 8260	
Dibromochloromethane	ND	13.2	25.0	ug/L	5	10/20/2021	10/20/2021 21:36	EPA 8260	
Dibromomethane	ND	5.0	25.0	ug/L	5	10/20/2021	10/20/2021 21:36	EPA 8260	

Pace Analytical®
ENVIRONMENTAL SCIENCES
MOBILE LAB SERVICES

2525 Advance Road
Madison, WI 53718
608.221.8700 Phone
608.221.4889 Fax

TRC Environmental Corporation, Inc.
708 Heartland Trail, Ste 3000
Madison WI, 53717

Project: Madison Kipp Corporation - Madison, WI
Project Number: 419610.0002.000001
Project Manager: Andrew Stehn

MP-15_088-092_202110

A214201-15 (Water)

Date Sampled
10/12/2021 12:10

Pace Analytical-Green Bay, WI

EPA 8260 — **Preparation Batch:MSV 59068**

Analyte	Result	Limit of Detection	Limit of Quantitation	Units	Dilution	Prepared	Analyzed	Method	Qualifiers
Dichlorodifluoromethane	ND	2.3	25.0	ug/L	5	10/20/2021	10/20/2021 21:36	EPA 8260	
Diisopropyl ether	ND	5.5	25.0	ug/L	5	10/20/2021	10/20/2021 21:36	EPA 8260	
Ethylbenzene	ND	1.6	5.0	ug/L	5	10/20/2021	10/20/2021 21:36	EPA 8260	
Hexachloro-1,3-butadiene	ND	13.7	25.0	ug/L	5	10/20/2021	10/20/2021 21:36	EPA 8260	
Isopropylbenzene (Cumene)	ND	5.0	25.0	ug/L	5	10/20/2021	10/20/2021 21:36	EPA 8260	
m&p-Xylene	ND	3.5	10.0	ug/L	5	10/20/2021	10/20/2021 21:36	EPA 8260	
Methylene Chloride	ND	1.6	25.0	ug/L	5	10/20/2021	10/20/2021 21:36	EPA 8260	
Methyl-tert-butyl ether	ND	5.6	25.0	ug/L	5	10/20/2021	10/20/2021 21:36	EPA 8260	
Naphthalene	ND	5.6	25.0	ug/L	5	10/20/2021	10/20/2021 21:36	EPA 8260	
n-Butylbenzene	ND	4.3	5.0	ug/L	5	10/20/2021	10/20/2021 21:36	EPA 8260	
n-Hexane	ND	7.3	25.0	ug/L	5	10/20/2021	10/20/2021 21:36	EPA 8260	
n-Propylbenzene	ND	1.7	5.0	ug/L	5	10/20/2021	10/20/2021 21:36	EPA 8260	
o-Xylene	ND	1.7	5.0	ug/L	5	10/20/2021	10/20/2021 21:36	EPA 8260	
p-Isopropyltoluene	ND	5.2	25.0	ug/L	5	10/20/2021	10/20/2021 21:36	EPA 8260	
sec-Butylbenzene	ND	2.1	5.0	ug/L	5	10/20/2021	10/20/2021 21:36	EPA 8260	
Styrene	ND	1.8	5.0	ug/L	5	10/20/2021	10/20/2021 21:36	EPA 8260	
tert-Butylbenzene	ND	2.9	5.0	ug/L	5	10/20/2021	10/20/2021 21:36	EPA 8260	
Tetrachloroethene	**214**	2.0	5.0	ug/L	5	10/20/2021	10/20/2021 21:36	EPA 8260	
Tetrahydrofuran	ND	12.1	125	ug/L	5	10/20/2021	10/20/2021 21:36	EPA 8260	
Toluene	ND	1.4	5.0	ug/L	5	10/20/2021	10/20/2021 21:36	EPA 8260	
trans-1,2-Dichloroethene	ND	2.6	5.0	ug/L	5	10/20/2021	10/20/2021 21:36	EPA 8260	
trans-1,3-Dichloropropene	ND	17.3	25.0	ug/L	5	10/20/2021	10/20/2021 21:36	EPA 8260	
Trichloroethene	**18.8**	1.6	5.0	ug/L	5	10/20/2021	10/20/2021 21:36	EPA 8260	
Trichlorofluoromethane	ND	2.1	5.0	ug/L	5	10/20/2021	10/20/2021 21:36	EPA 8260	
Vinyl chloride	ND	0.87	5.0	ug/L	5	10/20/2021	10/20/2021 21:36	EPA 8260	
Xylene (Total)	ND	5.2	15.0	ug/L	5	10/20/2021	10/20/2021 21:36	EPA 8260	

Pace Analytical®
ENVIRONMENTAL SCIENCES
MOBILE LAB SERVICES

2525 Advance Road
Madison, WI 53718
608.221.8700 Phone
608.221.4889 Fax

TRC Environmental Corporation, Inc.
708 Heartland Trail, Ste 3000
Madison WI, 53717

Project: Madison Kipp Corporation - Madison, WI
Project Number: 419610.0002.000001
Project Manager: Andrew Stehn

MP-16_175-179_202110

A214201-16 (Water)

Date Sampled
10/12/2021 15:05

Pace Analytical-Green Bay, WI

EPA 8260 — **Preparation Batch:MSV 59068**

Analyte	Result	Limit of Detection	Limit of Quantitation	Units	Dilution	Prepared	Analyzed	Method	Qualifiers
1,1,1,2-Tetrachloroethane	ND	0.36	1.0	ug/L	1	10/20/2021	10/20/2021 17:43	EPA 8260	
1,1,1-Trichloroethane	ND	0.30	1.0	ug/L	1	10/20/2021	10/20/2021 17:43	EPA 8260	
1,1,2,2-Tetrachloroethane	ND	0.38	1.0	ug/L	1	10/20/2021	10/20/2021 17:43	EPA 8260	
1,1,2-Trichloroethane	ND	0.34	5.0	ug/L	1	10/20/2021	10/20/2021 17:43	EPA 8260	
1,1,2-Trichlorotrifluoroethane	ND	0.38	5.0	ug/L	1	10/20/2021	10/20/2021 17:43	EPA 8260	
1,1-Dichloroethane	ND	0.30	1.0	ug/L	1	10/20/2021	10/20/2021 17:43	EPA 8260	
1,1-Dichloroethene	ND	0.58	1.0	ug/L	1	10/20/2021	10/20/2021 17:43	EPA 8260	
1,1-Dichloropropene	ND	0.41	1.0	ug/L	1	10/20/2021	10/20/2021 17:43	EPA 8260	
1,2,3-Trichlorobenzene	ND	1.0	5.0	ug/L	1	10/20/2021	10/20/2021 17:43	EPA 8260	
1,2,3-Trichloropropane	ND	0.56	5.0	ug/L	1	10/20/2021	10/20/2021 17:43	EPA 8260	
1,2,4-Trichlorobenzene	ND	0.95	5.0	ug/L	1	10/20/2021	10/20/2021 17:43	EPA 8260	
1,2,4-Trimethylbenzene	ND	0.45	1.0	ug/L	1	10/20/2021	10/20/2021 17:43	EPA 8260	
1,2-Dibromo-3-chloropropane	ND	2.4	5.0	ug/L	1	10/20/2021	10/20/2021 17:43	EPA 8260	
1,2-Dibromoethane (EDB)	ND	0.31	1.0	ug/L	1	10/20/2021	10/20/2021 17:43	EPA 8260	
1,2-Dichlorobenzene	ND	0.33	1.0	ug/L	1	10/20/2021	10/20/2021 17:43	EPA 8260	
1,2-Dichloroethane	ND	0.29	1.0	ug/L	1	10/20/2021	10/20/2021 17:43	EPA 8260	
1,2-Dichloropropane	ND	0.45	1.0	ug/L	1	10/20/2021	10/20/2021 17:43	EPA 8260	
1,3,5-Trimethylbenzene	ND	0.36	1.0	ug/L	1	10/20/2021	10/20/2021 17:43	EPA 8260	
1,3-Dichlorobenzene	ND	0.35	1.0	ug/L	1	10/20/2021	10/20/2021 17:43	EPA 8260	
1,3-Dichloropropane	ND	0.30	1.0	ug/L	1	10/20/2021	10/20/2021 17:43	EPA 8260	
1,4-Dichlorobenzene	ND	0.89	1.0	ug/L	1	10/20/2021	10/20/2021 17:43	EPA 8260	
2,2-Dichloropropane	ND	4.2	5.0	ug/L	1	10/20/2021	10/20/2021 17:43	EPA 8260	
2-Butanone (MEK)	ND	6.5	25.0	ug/L	1	10/20/2021	10/20/2021 17:43	EPA 8260	
2-Chlorotoluene	ND	0.89	5.0	ug/L	1	10/20/2021	10/20/2021 17:43	EPA 8260	
2-Hexanone	ND	6.3	25.0	ug/L	1	10/20/2021	10/20/2021 17:43	EPA 8260	
4-Chlorotoluene	ND	0.89	5.0	ug/L	1	10/20/2021	10/20/2021 17:43	EPA 8260	
4-Methyl-2-pentanone (MIBK)	ND	6.0	25.0	ug/L	1	10/20/2021	10/20/2021 17:43	EPA 8260	
Acetone	ND	8.6	25.0	ug/L	1	10/20/2021	10/20/2021 17:43	EPA 8260	
Benzene	ND	0.30	1.0	ug/L	1	10/20/2021	10/20/2021 17:43	EPA 8260	
Bromobenzene	ND	0.36	1.0	ug/L	1	10/20/2021	10/20/2021 17:43	EPA 8260	
Bromochloromethane	ND	0.36	5.0	ug/L	1	10/20/2021	10/20/2021 17:43	EPA 8260	
Bromodichloromethane	ND	0.42	1.0	ug/L	1	10/20/2021	10/20/2021 17:43	EPA 8260	
Bromoform	ND	3.8	5.0	ug/L	1	10/20/2021	10/20/2021 17:43	EPA 8260	
Bromomethane	ND	1.2	5.0	ug/L	1	10/20/2021	10/20/2021 17:43	EPA 8260	
Carbon disulfide	ND	1.1	5.0	ug/L	1	10/20/2021	10/20/2021 17:43	EPA 8260	
Carbon tetrachloride	ND	0.37	1.0	ug/L	1	10/20/2021	10/20/2021 17:43	EPA 8260	
Chlorobenzene	ND	0.86	1.0	ug/L	1	10/20/2021	10/20/2021 17:43	EPA 8260	
Chloroethane	ND	1.4	5.0	ug/L	1	10/20/2021	10/20/2021 17:43	EPA 8260	
Chloroform	ND	1.2	5.0	ug/L	1	10/20/2021	10/20/2021 17:43	EPA 8260	
Chloromethane	ND	1.6	5.0	ug/L	1	10/20/2021	10/20/2021 17:43	EPA 8260	
cis-1,2-Dichloroethene	ND	0.47	1.0	ug/L	1	10/20/2021	10/20/2021 17:43	EPA 8260	
cis-1,3-Dichloropropene	ND	0.36	1.0	ug/L	1	10/20/2021	10/20/2021 17:43	EPA 8260	
Dibromochloromethane	ND	2.6	5.0	ug/L	1	10/20/2021	10/20/2021 17:43	EPA 8260	
Dibromomethane	ND	0.99	5.0	ug/L	1	10/20/2021	10/20/2021 17:43	EPA 8260	

Pace Analytical®
ENVIRONMENTAL SCIENCES
MOBILE LAB SERVICES

2525 Advance Road
Madison, WI 53718
608.221.8700 Phone
608.221.4889 Fax

TRC Environmental Corporation, Inc.
708 Heartland Trail, Ste 3000
Madison WI, 53717

Project: Madison Kipp Corporation - Madison, WI
Project Number: 419610.0002.000001
Project Manager: Andrew Stehn

MP-16_175-179_202110

A214201-16 (Water)

Date Sampled
10/12/2021 15:05

Pace Analytical-Green Bay, WI

EPA 8260 — **Preparation Batch:MSV 59068**

Analyte	Result	Limit of Detection	Limit of Quantitation	Units	Dilution	Prepared	Analyzed	Method	Qualifiers
Dichlorodifluoromethane	ND	0.46	5.0	ug/L	1	10/20/2021	10/20/2021 17:43	EPA 8260	
Diisopropyl ether	ND	1.1	5.0	ug/L	1	10/20/2021	10/20/2021 17:43	EPA 8260	
Ethylbenzene	ND	0.33	1.0	ug/L	1	10/20/2021	10/20/2021 17:43	EPA 8260	
Hexachloro-1,3-butadiene	ND	2.7	5.0	ug/L	1	10/20/2021	10/20/2021 17:43	EPA 8260	
Isopropylbenzene (Cumene)	ND	1.0	5.0	ug/L	1	10/20/2021	10/20/2021 17:43	EPA 8260	
m&p-Xylene	ND	0.70	2.0	ug/L	1	10/20/2021	10/20/2021 17:43	EPA 8260	
Methylene Chloride	ND	0.32	5.0	ug/L	1	10/20/2021	10/20/2021 17:43	EPA 8260	
Methyl-tert-butyl ether	ND	1.1	5.0	ug/L	1	10/20/2021	10/20/2021 17:43	EPA 8260	
Naphthalene	ND	1.1	5.0	ug/L	1	10/20/2021	10/20/2021 17:43	EPA 8260	
n-Butylbenzene	ND	0.86	1.0	ug/L	1	10/20/2021	10/20/2021 17:43	EPA 8260	
n-Hexane	ND	1.5	5.0	ug/L	1	10/20/2021	10/20/2021 17:43	EPA 8260	
n-Propylbenzene	ND	0.35	1.0	ug/L	1	10/20/2021	10/20/2021 17:43	EPA 8260	
o-Xylene	ND	0.35	1.0	ug/L	1	10/20/2021	10/20/2021 17:43	EPA 8260	
p-Isopropyltoluene	ND	1.0	5.0	ug/L	1	10/20/2021	10/20/2021 17:43	EPA 8260	
sec-Butylbenzene	ND	0.42	1.0	ug/L	1	10/20/2021	10/20/2021 17:43	EPA 8260	
Styrene	ND	0.36	1.0	ug/L	1	10/20/2021	10/20/2021 17:43	EPA 8260	
tert-Butylbenzene	ND	0.59	1.0	ug/L	1	10/20/2021	10/20/2021 17:43	EPA 8260	
Tetrachloroethene	**5.6**	0.41	1.0	ug/L	1	10/20/2021	10/20/2021 17:43	EPA 8260	
Tetrahydrofuran	ND	2.4	25.0	ug/L	1	10/20/2021	10/20/2021 17:43	EPA 8260	
Toluene	ND	0.29	1.0	ug/L	1	10/20/2021	10/20/2021 17:43	EPA 8260	
trans-1,2-Dichloroethene	ND	0.53	1.0	ug/L	1	10/20/2021	10/20/2021 17:43	EPA 8260	
trans-1,3-Dichloropropene	ND	3.5	5.0	ug/L	1	10/20/2021	10/20/2021 17:43	EPA 8260	
Trichloroethene	**0.82**	0.32	1.0	ug/L	1	10/20/2021	10/20/2021 17:43	EPA 8260	J
Trichlorofluoromethane	ND	0.42	1.0	ug/L	1	10/20/2021	10/20/2021 17:43	EPA 8260	
Vinyl chloride	ND	0.17	1.0	ug/L	1	10/20/2021	10/20/2021 17:43	EPA 8260	
Xylene (Total)	ND	1.0	3.0	ug/L	1	10/20/2021	10/20/2021 17:43	EPA 8260	

Pace Analytical®
ENVIRONMENTAL SCIENCES
MOBILE LAB SERVICES

2525 Advance Road
Madison, WI 53718
608.221.8700 Phone
608.221.4889 Fax

TRC Environmental Corporation, Inc.
708 Heartland Trail, Ste 3000
Madison WI, 53717

Project: Madison Kipp Corporation - Madison, WI
Project Number: 419610.0002.000001
Project Manager: Andrew Stehn

MP-16_140-144_202110

A214201-17 (Water)

Date Sampled
10/12/2021 15:20

Pace Analytical-Green Bay, WI

EPA 8260 — **Preparation Batch:MSV 59068**

Analyte	Result	Limit of Detection	Limit of Quantitation	Units	Dilution	Prepared	Analyzed	Method	Qualifiers
1,1,1,2-Tetrachloroethane	ND	0.36	1.0	ug/L	1	10/20/2021	10/20/2021 18:02	EPA 8260	
1,1,1-Trichloroethane	ND	0.30	1.0	ug/L	1	10/20/2021	10/20/2021 18:02	EPA 8260	
1,1,2,2-Tetrachloroethane	ND	0.38	1.0	ug/L	1	10/20/2021	10/20/2021 18:02	EPA 8260	
1,1,2-Trichloroethane	ND	0.34	5.0	ug/L	1	10/20/2021	10/20/2021 18:02	EPA 8260	
1,1,2-Trichlorotrifluoroethane	ND	0.38	5.0	ug/L	1	10/20/2021	10/20/2021 18:02	EPA 8260	
1,1-Dichloroethane	ND	0.30	1.0	ug/L	1	10/20/2021	10/20/2021 18:02	EPA 8260	
1,1-Dichloroethene	ND	0.58	1.0	ug/L	1	10/20/2021	10/20/2021 18:02	EPA 8260	
1,1-Dichloropropene	ND	0.41	1.0	ug/L	1	10/20/2021	10/20/2021 18:02	EPA 8260	
1,2,3-Trichlorobenzene	ND	1.0	5.0	ug/L	1	10/20/2021	10/20/2021 18:02	EPA 8260	
1,2,3-Trichloropropane	ND	0.56	5.0	ug/L	1	10/20/2021	10/20/2021 18:02	EPA 8260	
1,2,4-Trichlorobenzene	ND	0.95	5.0	ug/L	1	10/20/2021	10/20/2021 18:02	EPA 8260	
1,2,4-Trimethylbenzene	ND	0.45	1.0	ug/L	1	10/20/2021	10/20/2021 18:02	EPA 8260	
1,2-Dibromo-3-chloropropane	ND	2.4	5.0	ug/L	1	10/20/2021	10/20/2021 18:02	EPA 8260	
1,2-Dibromoethane (EDB)	ND	0.31	1.0	ug/L	1	10/20/2021	10/20/2021 18:02	EPA 8260	
1,2-Dichlorobenzene	ND	0.33	1.0	ug/L	1	10/20/2021	10/20/2021 18:02	EPA 8260	
1,2-Dichloroethane	ND	0.29	1.0	ug/L	1	10/20/2021	10/20/2021 18:02	EPA 8260	
1,2-Dichloropropane	ND	0.45	1.0	ug/L	1	10/20/2021	10/20/2021 18:02	EPA 8260	
1,3,5-Trimethylbenzene	ND	0.36	1.0	ug/L	1	10/20/2021	10/20/2021 18:02	EPA 8260	
1,3-Dichlorobenzene	ND	0.35	1.0	ug/L	1	10/20/2021	10/20/2021 18:02	EPA 8260	
1,3-Dichloropropane	ND	0.30	1.0	ug/L	1	10/20/2021	10/20/2021 18:02	EPA 8260	
1,4-Dichlorobenzene	ND	0.89	1.0	ug/L	1	10/20/2021	10/20/2021 18:02	EPA 8260	
2,2-Dichloropropane	ND	4.2	5.0	ug/L	1	10/20/2021	10/20/2021 18:02	EPA 8260	
2-Butanone (MEK)	ND	6.5	25.0	ug/L	1	10/20/2021	10/20/2021 18:02	EPA 8260	
2-Chlorotoluene	ND	0.89	5.0	ug/L	1	10/20/2021	10/20/2021 18:02	EPA 8260	
2-Hexanone	ND	6.3	25.0	ug/L	1	10/20/2021	10/20/2021 18:02	EPA 8260	
4-Chlorotoluene	ND	0.89	5.0	ug/L	1	10/20/2021	10/20/2021 18:02	EPA 8260	
4-Methyl-2-pentanone (MIBK)	ND	6.0	25.0	ug/L	1	10/20/2021	10/20/2021 18:02	EPA 8260	
Acetone	ND	8.6	25.0	ug/L	1	10/20/2021	10/20/2021 18:02	EPA 8260	
Benzene	ND	0.30	1.0	ug/L	1	10/20/2021	10/20/2021 18:02	EPA 8260	
Bromobenzene	ND	0.36	1.0	ug/L	1	10/20/2021	10/20/2021 18:02	EPA 8260	
Bromochloromethane	ND	0.36	5.0	ug/L	1	10/20/2021	10/20/2021 18:02	EPA 8260	
Bromodichloromethane	ND	0.42	1.0	ug/L	1	10/20/2021	10/20/2021 18:02	EPA 8260	
Bromoform	ND	3.8	5.0	ug/L	1	10/20/2021	10/20/2021 18:02	EPA 8260	
Bromomethane	ND	1.2	5.0	ug/L	1	10/20/2021	10/20/2021 18:02	EPA 8260	
Carbon disulfide	ND	1.1	5.0	ug/L	1	10/20/2021	10/20/2021 18:02	EPA 8260	
Carbon tetrachloride	ND	0.37	1.0	ug/L	1	10/20/2021	10/20/2021 18:02	EPA 8260	
Chlorobenzene	ND	0.86	1.0	ug/L	1	10/20/2021	10/20/2021 18:02	EPA 8260	
Chloroethane	ND	1.4	5.0	ug/L	1	10/20/2021	10/20/2021 18:02	EPA 8260	
Chloroform	ND	1.2	5.0	ug/L	1	10/20/2021	10/20/2021 18:02	EPA 8260	
Chloromethane	ND	1.6	5.0	ug/L	1	10/20/2021	10/20/2021 18:02	EPA 8260	
cis-1,2-Dichloroethene	**3.0**	0.47	1.0	ug/L	1	10/20/2021	10/20/2021 18:02	EPA 8260	
cis-1,3-Dichloropropene	ND	0.36	1.0	ug/L	1	10/20/2021	10/20/2021 18:02	EPA 8260	
Dibromochloromethane	ND	2.6	5.0	ug/L	1	10/20/2021	10/20/2021 18:02	EPA 8260	
Dibromomethane	ND	0.99	5.0	ug/L	1	10/20/2021	10/20/2021 18:02	EPA 8260	

Pace Analytical®
ENVIRONMENTAL SCIENCES
MOBILE LAB SERVICES

2525 Advance Road
Madison, WI 53718
608.221.8700 Phone
608.221.4889 Fax

TRC Environmental Corporation, Inc.
708 Heartland Trail, Ste 3000
Madison WI, 53717

Project: Madison Kipp Corporation - Madison, WI
Project Number: 419610.0002.000001
Project Manager: Andrew Stehn

MP-16_140-144_202110

A214201-17 (Water)

Date Sampled
10/12/2021 15:20

Pace Analytical-Green Bay, WI

EPA 8260 — **Preparation Batch:MSV 59068**

Analyte	Result	Limit of Detection	Limit of Quantitation	Units	Dilution	Prepared	Analyzed	Method	Qualifiers
Dichlorodifluoromethane	ND	0.46	5.0	ug/L	1	10/20/2021	10/20/2021 18:02	EPA 8260	
Diisopropyl ether	ND	1.1	5.0	ug/L	1	10/20/2021	10/20/2021 18:02	EPA 8260	
Ethylbenzene	ND	0.33	1.0	ug/L	1	10/20/2021	10/20/2021 18:02	EPA 8260	
Hexachloro-1,3-butadiene	ND	2.7	5.0	ug/L	1	10/20/2021	10/20/2021 18:02	EPA 8260	
Isopropylbenzene (Cumene)	ND	1.0	5.0	ug/L	1	10/20/2021	10/20/2021 18:02	EPA 8260	
m&p-Xylene	ND	0.70	2.0	ug/L	1	10/20/2021	10/20/2021 18:02	EPA 8260	
Methylene Chloride	ND	0.32	5.0	ug/L	1	10/20/2021	10/20/2021 18:02	EPA 8260	
Methyl-tert-butyl ether	ND	1.1	5.0	ug/L	1	10/20/2021	10/20/2021 18:02	EPA 8260	
Naphthalene	ND	1.1	5.0	ug/L	1	10/20/2021	10/20/2021 18:02	EPA 8260	
n-Butylbenzene	ND	0.86	1.0	ug/L	1	10/20/2021	10/20/2021 18:02	EPA 8260	
n-Hexane	ND	1.5	5.0	ug/L	1	10/20/2021	10/20/2021 18:02	EPA 8260	
n-Propylbenzene	ND	0.35	1.0	ug/L	1	10/20/2021	10/20/2021 18:02	EPA 8260	
o-Xylene	ND	0.35	1.0	ug/L	1	10/20/2021	10/20/2021 18:02	EPA 8260	
p-Isopropyltoluene	ND	1.0	5.0	ug/L	1	10/20/2021	10/20/2021 18:02	EPA 8260	
sec-Butylbenzene	ND	0.42	1.0	ug/L	1	10/20/2021	10/20/2021 18:02	EPA 8260	
Styrene	ND	0.36	1.0	ug/L	1	10/20/2021	10/20/2021 18:02	EPA 8260	
tert-Butylbenzene	ND	0.59	1.0	ug/L	1	10/20/2021	10/20/2021 18:02	EPA 8260	
Tetrachloroethene	**50.5**	0.41	1.0	ug/L	1	10/20/2021	10/20/2021 18:02	EPA 8260	
Tetrahydrofuran	ND	2.4	25.0	ug/L	1	10/20/2021	10/20/2021 18:02	EPA 8260	
Toluene	ND	0.29	1.0	ug/L	1	10/20/2021	10/20/2021 18:02	EPA 8260	
trans-1,2-Dichloroethene	ND	0.53	1.0	ug/L	1	10/20/2021	10/20/2021 18:02	EPA 8260	
trans-1,3-Dichloropropene	ND	3.5	5.0	ug/L	1	10/20/2021	10/20/2021 18:02	EPA 8260	
Trichloroethene	**9.5**	0.32	1.0	ug/L	1	10/20/2021	10/20/2021 18:02	EPA 8260	
Trichlorofluoromethane	ND	0.42	1.0	ug/L	1	10/20/2021	10/20/2021 18:02	EPA 8260	
Vinyl chloride	ND	0.17	1.0	ug/L	1	10/20/2021	10/20/2021 18:02	EPA 8260	
Xylene (Total)	ND	1.0	3.0	ug/L	1	10/20/2021	10/20/2021 18:02	EPA 8260	

Pace Analytical®
ENVIRONMENTAL SCIENCES
MOBILE LAB SERVICES

2525 Advance Road
Madison, WI 53718
608.221.8700 Phone
608.221.4889 Fax

TRC Environmental Corporation, Inc.
708 Heartland Trail, Ste 3000
Madison WI, 53717

Project: Madison Kipp Corporation - Madison, WI
Project Number: 419610.0002.000001
Project Manager: Andrew Stehn

MP-16_106-116_202110

A214201-18 (Water)

Date Sampled
10/12/2021 15:40

Pace Analytical-Green Bay, WI

EPA 8260 — **Preparation Batch:MSV 59068**

Analyte	Result	Limit of Detection	Limit of Quantitation	Units	Dilution	Prepared	Analyzed	Method	Qualifiers
1,1,1,2-Tetrachloroethane	ND	0.36	1.0	ug/L	1	10/20/2021	10/20/2021 18:22	EPA 8260	
1,1,1-Trichloroethane	ND	0.30	1.0	ug/L	1	10/20/2021	10/20/2021 18:22	EPA 8260	
1,1,2,2-Tetrachloroethane	ND	0.38	1.0	ug/L	1	10/20/2021	10/20/2021 18:22	EPA 8260	
1,1,2-Trichloroethane	ND	0.34	5.0	ug/L	1	10/20/2021	10/20/2021 18:22	EPA 8260	
1,1,2-Trichlorotrifluoroethane	ND	0.38	5.0	ug/L	1	10/20/2021	10/20/2021 18:22	EPA 8260	
1,1-Dichloroethane	ND	0.30	1.0	ug/L	1	10/20/2021	10/20/2021 18:22	EPA 8260	
1,1-Dichloroethene	ND	0.58	1.0	ug/L	1	10/20/2021	10/20/2021 18:22	EPA 8260	
1,1-Dichloropropene	ND	0.41	1.0	ug/L	1	10/20/2021	10/20/2021 18:22	EPA 8260	
1,2,3-Trichlorobenzene	ND	1.0	5.0	ug/L	1	10/20/2021	10/20/2021 18:22	EPA 8260	
1,2,3-Trichloropropane	ND	0.56	5.0	ug/L	1	10/20/2021	10/20/2021 18:22	EPA 8260	
1,2,4-Trichlorobenzene	ND	0.95	5.0	ug/L	1	10/20/2021	10/20/2021 18:22	EPA 8260	
1,2,4-Trimethylbenzene	ND	0.45	1.0	ug/L	1	10/20/2021	10/20/2021 18:22	EPA 8260	
1,2-Dibromo-3-chloropropane	ND	2.4	5.0	ug/L	1	10/20/2021	10/20/2021 18:22	EPA 8260	
1,2-Dibromoethane (EDB)	ND	0.31	1.0	ug/L	1	10/20/2021	10/20/2021 18:22	EPA 8260	
1,2-Dichlorobenzene	ND	0.33	1.0	ug/L	1	10/20/2021	10/20/2021 18:22	EPA 8260	
1,2-Dichloroethane	ND	0.29	1.0	ug/L	1	10/20/2021	10/20/2021 18:22	EPA 8260	
1,2-Dichloropropane	ND	0.45	1.0	ug/L	1	10/20/2021	10/20/2021 18:22	EPA 8260	
1,3,5-Trimethylbenzene	ND	0.36	1.0	ug/L	1	10/20/2021	10/20/2021 18:22	EPA 8260	
1,3-Dichlorobenzene	ND	0.35	1.0	ug/L	1	10/20/2021	10/20/2021 18:22	EPA 8260	
1,3-Dichloropropane	ND	0.30	1.0	ug/L	1	10/20/2021	10/20/2021 18:22	EPA 8260	
1,4-Dichlorobenzene	ND	0.89	1.0	ug/L	1	10/20/2021	10/20/2021 18:22	EPA 8260	
2,2-Dichloropropane	ND	4.2	5.0	ug/L	1	10/20/2021	10/20/2021 18:22	EPA 8260	
2-Butanone (MEK)	ND	6.5	25.0	ug/L	1	10/20/2021	10/20/2021 18:22	EPA 8260	
2-Chlorotoluene	ND	0.89	5.0	ug/L	1	10/20/2021	10/20/2021 18:22	EPA 8260	
2-Hexanone	ND	6.3	25.0	ug/L	1	10/20/2021	10/20/2021 18:22	EPA 8260	
4-Chlorotoluene	ND	0.89	5.0	ug/L	1	10/20/2021	10/20/2021 18:22	EPA 8260	
4-Methyl-2-pentanone (MIBK)	ND	6.0	25.0	ug/L	1	10/20/2021	10/20/2021 18:22	EPA 8260	
Acetone	ND	8.6	25.0	ug/L	1	10/20/2021	10/20/2021 18:22	EPA 8260	
Benzene	ND	0.30	1.0	ug/L	1	10/20/2021	10/20/2021 18:22	EPA 8260	
Bromobenzene	ND	0.36	1.0	ug/L	1	10/20/2021	10/20/2021 18:22	EPA 8260	
Bromochloromethane	ND	0.36	5.0	ug/L	1	10/20/2021	10/20/2021 18:22	EPA 8260	
Bromodichloromethane	ND	0.42	1.0	ug/L	1	10/20/2021	10/20/2021 18:22	EPA 8260	
Bromoform	ND	3.8	5.0	ug/L	1	10/20/2021	10/20/2021 18:22	EPA 8260	
Bromomethane	ND	1.2	5.0	ug/L	1	10/20/2021	10/20/2021 18:22	EPA 8260	
Carbon disulfide	ND	1.1	5.0	ug/L	1	10/20/2021	10/20/2021 18:22	EPA 8260	
Carbon tetrachloride	ND	0.37	1.0	ug/L	1	10/20/2021	10/20/2021 18:22	EPA 8260	
Chlorobenzene	ND	0.86	1.0	ug/L	1	10/20/2021	10/20/2021 18:22	EPA 8260	
Chloroethane	ND	1.4	5.0	ug/L	1	10/20/2021	10/20/2021 18:22	EPA 8260	
Chloroform	ND	1.2	5.0	ug/L	1	10/20/2021	10/20/2021 18:22	EPA 8260	
Chloromethane	ND	1.6	5.0	ug/L	1	10/20/2021	10/20/2021 18:22	EPA 8260	
cis-1,2-Dichloroethene	**4.7**	0.47	1.0	ug/L	1	10/20/2021	10/20/2021 18:22	EPA 8260	
cis-1,3-Dichloropropene	ND	0.36	1.0	ug/L	1	10/20/2021	10/20/2021 18:22	EPA 8260	
Dibromochloromethane	ND	2.6	5.0	ug/L	1	10/20/2021	10/20/2021 18:22	EPA 8260	
Dibromomethane	ND	0.99	5.0	ug/L	1	10/20/2021	10/20/2021 18:22	EPA 8260	

Pace Analytical®
ENVIRONMENTAL SCIENCES
MOBILE LAB SERVICES

2525 Advance Road
Madison, WI 53718
608.221.8700 Phone
608.221.4889 Fax

TRC Environmental Corporation, Inc.
708 Heartland Trail, Ste 3000
Madison WI, 53717

Project: Madison Kipp Corporation - Madison, WI
Project Number: 419610.0002.000001
Project Manager: Andrew Stehn

MP-16_106-116_202110

A214201-18 (Water)

Date Sampled
10/12/2021 15:40

Pace Analytical-Green Bay, WI

EPA 8260 — **Preparation Batch:MSV 59068**

Analyte	Result	Limit of Detection	Limit of Quantitation	Units	Dilution	Prepared	Analyzed	Method	Qualifiers
Dichlorodifluoromethane	ND	0.46	5.0	ug/L	1	10/20/2021	10/20/2021 18:22	EPA 8260	
Diisopropyl ether	ND	1.1	5.0	ug/L	1	10/20/2021	10/20/2021 18:22	EPA 8260	
Ethylbenzene	ND	0.33	1.0	ug/L	1	10/20/2021	10/20/2021 18:22	EPA 8260	
Hexachloro-1,3-butadiene	ND	2.7	5.0	ug/L	1	10/20/2021	10/20/2021 18:22	EPA 8260	
Isopropylbenzene (Cumene)	ND	1.0	5.0	ug/L	1	10/20/2021	10/20/2021 18:22	EPA 8260	
m&p-Xylene	ND	0.70	2.0	ug/L	1	10/20/2021	10/20/2021 18:22	EPA 8260	
Methylene Chloride	ND	0.32	5.0	ug/L	1	10/20/2021	10/20/2021 18:22	EPA 8260	
Methyl-tert-butyl ether	ND	1.1	5.0	ug/L	1	10/20/2021	10/20/2021 18:22	EPA 8260	
Naphthalene	ND	1.1	5.0	ug/L	1	10/20/2021	10/20/2021 18:22	EPA 8260	
n-Butylbenzene	ND	0.86	1.0	ug/L	1	10/20/2021	10/20/2021 18:22	EPA 8260	
n-Hexane	ND	1.5	5.0	ug/L	1	10/20/2021	10/20/2021 18:22	EPA 8260	
n-Propylbenzene	ND	0.35	1.0	ug/L	1	10/20/2021	10/20/2021 18:22	EPA 8260	
o-Xylene	ND	0.35	1.0	ug/L	1	10/20/2021	10/20/2021 18:22	EPA 8260	
p-Isopropyltoluene	ND	1.0	5.0	ug/L	1	10/20/2021	10/20/2021 18:22	EPA 8260	
sec-Butylbenzene	ND	0.42	1.0	ug/L	1	10/20/2021	10/20/2021 18:22	EPA 8260	
Styrene	ND	0.36	1.0	ug/L	1	10/20/2021	10/20/2021 18:22	EPA 8260	
tert-Butylbenzene	ND	0.59	1.0	ug/L	1	10/20/2021	10/20/2021 18:22	EPA 8260	
Tetrachloroethene	**52.7**	0.41	1.0	ug/L	1	10/20/2021	10/20/2021 18:22	EPA 8260	
Tetrahydrofuran	ND	2.4	25.0	ug/L	1	10/20/2021	10/20/2021 18:22	EPA 8260	
Toluene	ND	0.29	1.0	ug/L	1	10/20/2021	10/20/2021 18:22	EPA 8260	
trans-1,2-Dichloroethene	ND	0.53	1.0	ug/L	1	10/20/2021	10/20/2021 18:22	EPA 8260	
trans-1,3-Dichloropropene	ND	3.5	5.0	ug/L	1	10/20/2021	10/20/2021 18:22	EPA 8260	
Trichloroethene	**7.4**	0.32	1.0	ug/L	1	10/20/2021	10/20/2021 18:22	EPA 8260	
Trichlorofluoromethane	ND	0.42	1.0	ug/L	1	10/20/2021	10/20/2021 18:22	EPA 8260	
Vinyl chloride	ND	0.17	1.0	ug/L	1	10/20/2021	10/20/2021 18:22	EPA 8260	
Xylene (Total)	ND	1.0	3.0	ug/L	1	10/20/2021	10/20/2021 18:22	EPA 8260	

Pace Analytical®
ENVIRONMENTAL SCIENCES
MOBILE LAB SERVICES

2525 Advance Road
Madison, WI 53718
608.221.8700 Phone
608.221.4889 Fax

TRC Environmental Corporation, Inc.
708 Heartland Trail, Ste 3000
Madison WI, 53717

Project: Madison Kipp Corporation - Madison, WI
Project Number: 419610.0002.000001
Project Manager: Andrew Stehn

MW-4S-202110

A214201-19 (Water)

Date Sampled
10/15/2021 13:26

Pace Analytical - Madison

Polychlorinated Biphenyls by EPA Method 8082 — **Preparation Batch:A110156**

Analyte	Result	Limit of Detection	Limit of Quantitation	Units	Dilution	Prepared	Analyzed	Method	Qualifiers
PCB-1016	ND	0.0072	0.13	ug/L	1	10/20/2021	10/22/2021 01:22	EPA 8082A	
PCB-1221	ND	0.026	0.25	ug/L	1	10/20/2021	10/22/2021 01:22	EPA 8082A	
PCB-1232	ND	0.0042	0.13	ug/L	1	10/20/2021	10/22/2021 01:22	EPA 8082A	
PCB-1242	ND	0.013	0.13	ug/L	1	10/20/2021	10/22/2021 01:22	EPA 8082A	
PCB-1248	ND	0.011	0.13	ug/L	1	10/20/2021	10/22/2021 01:22	EPA 8082A	
PCB-1254	ND	0.010	0.13	ug/L	1	10/20/2021	10/22/2021 01:22	EPA 8082A	
PCB-1260	ND	0.012	0.13	ug/L	1	10/20/2021	10/22/2021 01:22	EPA 8082A	
Total PCBs	ND	0.026	0.25	ug/L	1	10/20/2021	10/22/2021 01:22	EPA 8082A	
Surrogate: Tetrachloro-meta-xylene			*101 %*	*60.7-128*		*10/20/2021*	*10/22/2021 01:22*	*EPA 8082A*	
Surrogate: Decachlorobiphenyl			*114 %*	*57.1-151*		*10/20/2021*	*10/22/2021 01:22*	*EPA 8082A*	

Pace Analytical-Green Bay, WI

SM 2540C — **Preparation Batch:WET 44165**

Total Dissolved Solids	**2130**	8.7	20.0	mg/L	1	10/20/2021	10/20/2021 14:30	SM 2540C	

SM 2540D — **Preparation Batch:WET 44164**

Total Suspended Solids	**1.8**	0.95	2.0	mg/L	1	10/20/2021	10/20/2021 16:25	SM 2540D	J

Pace Analytical®
ENVIRONMENTAL SCIENCES
MOBILE LAB SERVICES

2525 Advance Road
Madison, WI 53718
608.221.8700 Phone
608.221.4889 Fax

TRC Environmental Corporation, Inc.
708 Heartland Trail, Ste 3000
Madison WI, 53717

Project: Madison Kipp Corporation - Madison, WI
Project Number: 419610.0002.000001
Project Manager: Andrew Stehn

MW-4D-202110

A214201-20 (Water)

Date Sampled
10/15/2021 14:53

Pace Analytical - Madison

Polychlorinated Biphenyls by EPA Method 8082 — **Preparation Batch:A110156**

Analyte	Result	Limit of Detection	Limit of Quantitation	Units	Dilution	Prepared	Analyzed	Method	Qualifiers
PCB-1016	ND	0.0072	0.13	ug/L	1	10/20/2021	10/22/2021 01:48	EPA 8082A	
PCB-1221	ND	0.026	0.25	ug/L	1	10/20/2021	10/22/2021 01:48	EPA 8082A	
PCB-1232	ND	0.0042	0.13	ug/L	1	10/20/2021	10/22/2021 01:48	EPA 8082A	
PCB-1242	ND	0.013	0.13	ug/L	1	10/20/2021	10/22/2021 01:48	EPA 8082A	
PCB-1248	ND	0.011	0.13	ug/L	1	10/20/2021	10/22/2021 01:48	EPA 8082A	
PCB-1254	ND	0.010	0.13	ug/L	1	10/20/2021	10/22/2021 01:48	EPA 8082A	
PCB-1260	ND	0.012	0.13	ug/L	1	10/20/2021	10/22/2021 01:48	EPA 8082A	
Total PCBs	ND	0.026	0.25	ug/L	1	10/20/2021	10/22/2021 01:48	EPA 8082A	
Surrogate: Tetrachloro-meta-xylene			*97.1 %*	*60.7-128*		*10/20/2021*	*10/22/2021 01:48*	*EPA 8082A*	
Surrogate: Decachlorobiphenyl			*115 %*	*57.1-151*		*10/20/2021*	*10/22/2021 01:48*	*EPA 8082A*	

Pace Analytical-Green Bay, WI

SM 2540C — **Preparation Batch:WET 44165**

Total Dissolved Solids	**1440**	8.7	20.0	mg/L	1	10/20/2021	10/20/2021 14:31	SM 2540C	

SM 2540D — **Preparation Batch:WET 44164**

Total Suspended Solids	ND	0.95	2.0	mg/L	1	10/20/2021	10/20/2021 16:25	SM 2540D	

Pace Analytical®
ENVIRONMENTAL SCIENCES
MOBILE LAB SERVICES

2525 Advance Road
Madison, WI 53718
608.221.8700 Phone
608.221.4889 Fax

TRC Environmental Corporation, Inc.
708 Heartland Trail, Ste 3000
Madison WI, 53717

Project: Madison Kipp Corporation - Madison, WI
Project Number: 419610.0002.000001
Project Manager: Andrew Stehn

MW-4D2-202110

A214201-21 (Water)

Date Sampled
10/15/2021 12:57

Pace Analytical-Green Bay, WI

EPA 8260 — **Preparation Batch:MSV 59068**

Analyte	Result	Limit of Detection	Limit of Quantitation	Units	Dilution	Prepared	Analyzed	Method	Qualifiers
1,1,1,2-Tetrachloroethane	ND	0.36	1.0	ug/L	1	10/20/2021	10/20/2021 18:41	EPA 8260	
1,1,1-Trichloroethane	ND	0.30	1.0	ug/L	1	10/20/2021	10/20/2021 18:41	EPA 8260	
1,1,2,2-Tetrachloroethane	ND	0.38	1.0	ug/L	1	10/20/2021	10/20/2021 18:41	EPA 8260	
1,1,2-Trichloroethane	ND	0.34	5.0	ug/L	1	10/20/2021	10/20/2021 18:41	EPA 8260	
1,1,2-Trichlorotrifluoroethane	ND	0.38	5.0	ug/L	1	10/20/2021	10/20/2021 18:41	EPA 8260	
1,1-Dichloroethane	ND	0.30	1.0	ug/L	1	10/20/2021	10/20/2021 18:41	EPA 8260	
1,1-Dichloroethene	ND	0.58	1.0	ug/L	1	10/20/2021	10/20/2021 18:41	EPA 8260	
1,1-Dichloropropene	ND	0.41	1.0	ug/L	1	10/20/2021	10/20/2021 18:41	EPA 8260	
1,2,3-Trichlorobenzene	ND	1.0	5.0	ug/L	1	10/20/2021	10/20/2021 18:41	EPA 8260	
1,2,3-Trichloropropane	ND	0.56	5.0	ug/L	1	10/20/2021	10/20/2021 18:41	EPA 8260	
1,2,4-Trichlorobenzene	ND	0.95	5.0	ug/L	1	10/20/2021	10/20/2021 18:41	EPA 8260	
1,2,4-Trimethylbenzene	ND	0.45	1.0	ug/L	1	10/20/2021	10/20/2021 18:41	EPA 8260	
1,2-Dibromo-3-chloropropane	ND	2.4	5.0	ug/L	1	10/20/2021	10/20/2021 18:41	EPA 8260	
1,2-Dibromoethane (EDB)	ND	0.31	1.0	ug/L	1	10/20/2021	10/20/2021 18:41	EPA 8260	
1,2-Dichlorobenzene	ND	0.33	1.0	ug/L	1	10/20/2021	10/20/2021 18:41	EPA 8260	
1,2-Dichloroethane	ND	0.29	1.0	ug/L	1	10/20/2021	10/20/2021 18:41	EPA 8260	
1,2-Dichloropropane	ND	0.45	1.0	ug/L	1	10/20/2021	10/20/2021 18:41	EPA 8260	
1,3,5-Trimethylbenzene	ND	0.36	1.0	ug/L	1	10/20/2021	10/20/2021 18:41	EPA 8260	
1,3-Dichlorobenzene	ND	0.35	1.0	ug/L	1	10/20/2021	10/20/2021 18:41	EPA 8260	
1,3-Dichloropropane	ND	0.30	1.0	ug/L	1	10/20/2021	10/20/2021 18:41	EPA 8260	
1,4-Dichlorobenzene	ND	0.89	1.0	ug/L	1	10/20/2021	10/20/2021 18:41	EPA 8260	
2,2-Dichloropropane	ND	4.2	5.0	ug/L	1	10/20/2021	10/20/2021 18:41	EPA 8260	
2-Butanone (MEK)	ND	6.5	25.0	ug/L	1	10/20/2021	10/20/2021 18:41	EPA 8260	
2-Chlorotoluene	ND	0.89	5.0	ug/L	1	10/20/2021	10/20/2021 18:41	EPA 8260	
2-Hexanone	ND	6.3	25.0	ug/L	1	10/20/2021	10/20/2021 18:41	EPA 8260	
4-Chlorotoluene	ND	0.89	5.0	ug/L	1	10/20/2021	10/20/2021 18:41	EPA 8260	
4-Methyl-2-pentanone (MIBK)	ND	6.0	25.0	ug/L	1	10/20/2021	10/20/2021 18:41	EPA 8260	
Acetone	ND	8.6	25.0	ug/L	1	10/20/2021	10/20/2021 18:41	EPA 8260	
Benzene	ND	0.30	1.0	ug/L	1	10/20/2021	10/20/2021 18:41	EPA 8260	
Bromobenzene	ND	0.36	1.0	ug/L	1	10/20/2021	10/20/2021 18:41	EPA 8260	
Bromochloromethane	ND	0.36	5.0	ug/L	1	10/20/2021	10/20/2021 18:41	EPA 8260	
Bromodichloromethane	ND	0.42	1.0	ug/L	1	10/20/2021	10/20/2021 18:41	EPA 8260	
Bromoform	ND	3.8	5.0	ug/L	1	10/20/2021	10/20/2021 18:41	EPA 8260	
Bromomethane	ND	1.2	5.0	ug/L	1	10/20/2021	10/20/2021 18:41	EPA 8260	
Carbon disulfide	ND	1.1	5.0	ug/L	1	10/20/2021	10/20/2021 18:41	EPA 8260	
Carbon tetrachloride	ND	0.37	1.0	ug/L	1	10/20/2021	10/20/2021 18:41	EPA 8260	
Chlorobenzene	ND	0.86	1.0	ug/L	1	10/20/2021	10/20/2021 18:41	EPA 8260	
Chloroethane	ND	1.4	5.0	ug/L	1	10/20/2021	10/20/2021 18:41	EPA 8260	
Chloroform	ND	1.2	5.0	ug/L	1	10/20/2021	10/20/2021 18:41	EPA 8260	
Chloromethane	ND	1.6	5.0	ug/L	1	10/20/2021	10/20/2021 18:41	EPA 8260	
cis-1,2-Dichloroethene	ND	0.47	1.0	ug/L	1	10/20/2021	10/20/2021 18:41	EPA 8260	
cis-1,3-Dichloropropene	ND	0.36	1.0	ug/L	1	10/20/2021	10/20/2021 18:41	EPA 8260	
Dibromochloromethane	ND	2.6	5.0	ug/L	1	10/20/2021	10/20/2021 18:41	EPA 8260	
Dibromomethane	ND	0.99	5.0	ug/L	1	10/20/2021	10/20/2021 18:41	EPA 8260	

Pace Analytical®
ENVIRONMENTAL SCIENCES
MOBILE LAB SERVICES

2525 Advance Road
Madison, WI 53718
608.221.8700 Phone
608.221.4889 Fax

TRC Environmental Corporation, Inc.
708 Heartland Trail, Ste 3000
Madison WI, 53717

Project: Madison Kipp Corporation - Madison, WI
Project Number: 419610.0002.000001
Project Manager: Andrew Stehn

MW-4D2-202110

A214201-21 (Water)

Date Sampled
10/15/2021 12:57

Pace Analytical-Green Bay, WI

EPA 8260 — **Preparation Batch:MSV 59068**

Analyte	Result	Limit of Detection	Limit of Quantitation	Units	Dilution	Prepared	Analyzed	Method	Qualifiers
Dichlorodifluoromethane	ND	0.46	5.0	ug/L	1	10/20/2021	10/20/2021 18:41	EPA 8260	
Diisopropyl ether	ND	1.1	5.0	ug/L	1	10/20/2021	10/20/2021 18:41	EPA 8260	
Ethylbenzene	ND	0.33	1.0	ug/L	1	10/20/2021	10/20/2021 18:41	EPA 8260	
Hexachloro-1,3-butadiene	ND	2.7	5.0	ug/L	1	10/20/2021	10/20/2021 18:41	EPA 8260	
Isopropylbenzene (Cumene)	ND	1.0	5.0	ug/L	1	10/20/2021	10/20/2021 18:41	EPA 8260	
m&p-Xylene	ND	0.70	2.0	ug/L	1	10/20/2021	10/20/2021 18:41	EPA 8260	
Methylene Chloride	ND	0.32	5.0	ug/L	1	10/20/2021	10/20/2021 18:41	EPA 8260	
Methyl-tert-butyl ether	ND	1.1	5.0	ug/L	1	10/20/2021	10/20/2021 18:41	EPA 8260	
Naphthalene	ND	1.1	5.0	ug/L	1	10/20/2021	10/20/2021 18:41	EPA 8260	
n-Butylbenzene	ND	0.86	1.0	ug/L	1	10/20/2021	10/20/2021 18:41	EPA 8260	
n-Hexane	ND	1.5	5.0	ug/L	1	10/20/2021	10/20/2021 18:41	EPA 8260	
n-Propylbenzene	ND	0.35	1.0	ug/L	1	10/20/2021	10/20/2021 18:41	EPA 8260	
o-Xylene	ND	0.35	1.0	ug/L	1	10/20/2021	10/20/2021 18:41	EPA 8260	
p-Isopropyltoluene	ND	1.0	5.0	ug/L	1	10/20/2021	10/20/2021 18:41	EPA 8260	
sec-Butylbenzene	ND	0.42	1.0	ug/L	1	10/20/2021	10/20/2021 18:41	EPA 8260	
Styrene	ND	0.36	1.0	ug/L	1	10/20/2021	10/20/2021 18:41	EPA 8260	
tert-Butylbenzene	ND	0.59	1.0	ug/L	1	10/20/2021	10/20/2021 18:41	EPA 8260	
Tetrachloroethene	**0.63**	0.41	1.0	ug/L	1	10/20/2021	10/20/2021 18:41	EPA 8260	J
Tetrahydrofuran	ND	2.4	25.0	ug/L	1	10/20/2021	10/20/2021 18:41	EPA 8260	
Toluene	ND	0.29	1.0	ug/L	1	10/20/2021	10/20/2021 18:41	EPA 8260	
trans-1,2-Dichloroethene	ND	0.53	1.0	ug/L	1	10/20/2021	10/20/2021 18:41	EPA 8260	
trans-1,3-Dichloropropene	ND	3.5	5.0	ug/L	1	10/20/2021	10/20/2021 18:41	EPA 8260	
Trichloroethene	ND	0.32	1.0	ug/L	1	10/20/2021	10/20/2021 18:41	EPA 8260	
Trichlorofluoromethane	ND	0.42	1.0	ug/L	1	10/20/2021	10/20/2021 18:41	EPA 8260	
Vinyl chloride	ND	0.17	1.0	ug/L	1	10/20/2021	10/20/2021 18:41	EPA 8260	
Xylene (Total)	ND	1.0	3.0	ug/L	1	10/20/2021	10/20/2021 18:41	EPA 8260	

Pace Analytical®
ENVIRONMENTAL SCIENCES
MOBILE LAB SERVICES

2525 Advance Road
Madison, WI 53718
608.221.8700 Phone
608.221.4889 Fax

TRC Environmental Corporation, Inc.
708 Heartland Trail, Ste 3000
Madison WI, 53717

Project: Madison Kipp Corporation - Madison, WI
Project Number: 419610.0002.000001
Project Manager: Andrew Stehn

MW-5S-202110

A214201-22 (Water)

Date Sampled
10/14/2021 15:05

Pace Analytical - Madison

Polychlorinated Biphenyls by EPA Method 8082 — **Preparation Batch:A110156**

Analyte	Result	Limit of Detection	Limit of Quantitation	Units	Dilution	Prepared	Analyzed	Method	Qualifiers
PCB-1016	ND	0.0072	0.13	ug/L	1	10/20/2021	10/22/2021 02:15	EPA 8082A	
PCB-1221	ND	0.026	0.25	ug/L	1	10/20/2021	10/22/2021 02:15	EPA 8082A	
PCB-1232	ND	0.0042	0.13	ug/L	1	10/20/2021	10/22/2021 02:15	EPA 8082A	
PCB-1242	ND	0.013	0.13	ug/L	1	10/20/2021	10/22/2021 02:15	EPA 8082A	
PCB-1248	ND	0.011	0.13	ug/L	1	10/20/2021	10/22/2021 02:15	EPA 8082A	
PCB-1254	ND	0.010	0.13	ug/L	1	10/20/2021	10/22/2021 02:15	EPA 8082A	
PCB-1260	ND	0.012	0.13	ug/L	1	10/20/2021	10/22/2021 02:15	EPA 8082A	
Total PCBs	ND	0.026	0.25	ug/L	1	10/20/2021	10/22/2021 02:15	EPA 8082A	
Surrogate: Tetrachloro-meta-xylene			*96.9 %*	*60.7-128*		*10/20/2021*	*10/22/2021 02:15*	*EPA 8082A*	
Surrogate: Decachlorobiphenyl			*108 %*	*57.1-151*		*10/20/2021*	*10/22/2021 02:15*	*EPA 8082A*	

Pace Analytical-Green Bay, WI

EPA 8260 — **Preparation Batch:MSV 59068**

Analyte	Result	Limit of Detection	Limit of Quantitation	Units	Dilution	Prepared	Analyzed	Method	Qualifiers
1,1,1,2-Tetrachloroethane	ND	0.36	1.0	ug/L	1	10/20/2021	10/20/2021 19:00	EPA 8260	
1,1,1-Trichloroethane	ND	0.30	1.0	ug/L	1	10/20/2021	10/20/2021 19:00	EPA 8260	
1,1,2,2-Tetrachloroethane	ND	0.38	1.0	ug/L	1	10/20/2021	10/20/2021 19:00	EPA 8260	
1,1,2-Trichloroethane	ND	0.34	5.0	ug/L	1	10/20/2021	10/20/2021 19:00	EPA 8260	
1,1,2-Trichlorotrifluoroethane	ND	0.38	5.0	ug/L	1	10/20/2021	10/20/2021 19:00	EPA 8260	
1,1-Dichloroethane	ND	0.30	1.0	ug/L	1	10/20/2021	10/20/2021 19:00	EPA 8260	
1,1-Dichloroethene	ND	0.58	1.0	ug/L	1	10/20/2021	10/20/2021 19:00	EPA 8260	
1,1-Dichloropropene	ND	0.41	1.0	ug/L	1	10/20/2021	10/20/2021 19:00	EPA 8260	
1,2,3-Trichlorobenzene	ND	1.0	5.0	ug/L	1	10/20/2021	10/20/2021 19:00	EPA 8260	
1,2,3-Trichloropropane	ND	0.56	5.0	ug/L	1	10/20/2021	10/20/2021 19:00	EPA 8260	
1,2,4-Trichlorobenzene	ND	0.95	5.0	ug/L	1	10/20/2021	10/20/2021 19:00	EPA 8260	
1,2,4-Trimethylbenzene	ND	0.45	1.0	ug/L	1	10/20/2021	10/20/2021 19:00	EPA 8260	
1,2-Dibromo-3-chloropropane	ND	2.4	5.0	ug/L	1	10/20/2021	10/20/2021 19:00	EPA 8260	
1,2-Dibromoethane (EDB)	ND	0.31	1.0	ug/L	1	10/20/2021	10/20/2021 19:00	EPA 8260	
1,2-Dichlorobenzene	ND	0.33	1.0	ug/L	1	10/20/2021	10/20/2021 19:00	EPA 8260	
1,2-Dichloroethane	ND	0.29	1.0	ug/L	1	10/20/2021	10/20/2021 19:00	EPA 8260	
1,2-Dichloropropane	ND	0.45	1.0	ug/L	1	10/20/2021	10/20/2021 19:00	EPA 8260	
1,3,5-Trimethylbenzene	ND	0.36	1.0	ug/L	1	10/20/2021	10/20/2021 19:00	EPA 8260	
1,3-Dichlorobenzene	ND	0.35	1.0	ug/L	1	10/20/2021	10/20/2021 19:00	EPA 8260	
1,3-Dichloropropane	ND	0.30	1.0	ug/L	1	10/20/2021	10/20/2021 19:00	EPA 8260	
1,4-Dichlorobenzene	ND	0.89	1.0	ug/L	1	10/20/2021	10/20/2021 19:00	EPA 8260	
2,2-Dichloropropane	ND	4.2	5.0	ug/L	1	10/20/2021	10/20/2021 19:00	EPA 8260	
2-Butanone (MEK)	ND	6.5	25.0	ug/L	1	10/20/2021	10/20/2021 19:00	EPA 8260	
2-Chlorotoluene	ND	0.89	5.0	ug/L	1	10/20/2021	10/20/2021 19:00	EPA 8260	
2-Hexanone	ND	6.3	25.0	ug/L	1	10/20/2021	10/20/2021 19:00	EPA 8260	
4-Chlorotoluene	ND	0.89	5.0	ug/L	1	10/20/2021	10/20/2021 19:00	EPA 8260	
4-Methyl-2-pentanone (MIBK)	ND	6.0	25.0	ug/L	1	10/20/2021	10/20/2021 19:00	EPA 8260	
Acetone	ND	8.6	25.0	ug/L	1	10/20/2021	10/20/2021 19:00	EPA 8260	
Benzene	ND	0.30	1.0	ug/L	1	10/20/2021	10/20/2021 19:00	EPA 8260	

Pace Analytical®
ENVIRONMENTAL SCIENCES
MOBILE LAB SERVICES

2525 Advance Road
Madison, WI 53718
608.221.8700 Phone
608.221.4889 Fax

TRC Environmental Corporation, Inc.
708 Heartland Trail, Ste 3000
Madison WI, 53717

Project: Madison Kipp Corporation - Madison, WI
Project Number: 419610.0002.000001
Project Manager: Andrew Stehn

MW-5S-202110

A214201-22 (Water)

Date Sampled
10/14/2021 15:05

Pace Analytical-Green Bay, WI

EPA 8260 — **Preparation Batch:MSV 59068**

Analyte	Result	Limit of Detection	Limit of Quantitation	Units	Dilution	Prepared	Analyzed	Method	Qualifiers
Bromobenzene	ND	0.36	1.0	ug/L	1	10/20/2021	10/20/2021 19:00	EPA 8260	
Bromochloromethane	ND	0.36	5.0	ug/L	1	10/20/2021	10/20/2021 19:00	EPA 8260	
Bromodichloromethane	ND	0.42	1.0	ug/L	1	10/20/2021	10/20/2021 19:00	EPA 8260	
Bromoform	ND	3.8	5.0	ug/L	1	10/20/2021	10/20/2021 19:00	EPA 8260	
Bromomethane	ND	1.2	5.0	ug/L	1	10/20/2021	10/20/2021 19:00	EPA 8260	
Carbon disulfide	ND	1.1	5.0	ug/L	1	10/20/2021	10/20/2021 19:00	EPA 8260	
Carbon tetrachloride	**0.78**	0.37	1.0	ug/L	1	10/20/2021	10/20/2021 19:00	EPA 8260	J
Chlorobenzene	ND	0.86	1.0	ug/L	1	10/20/2021	10/20/2021 19:00	EPA 8260	
Chloroethane	ND	1.4	5.0	ug/L	1	10/20/2021	10/20/2021 19:00	EPA 8260	
Chloroform	ND	1.2	5.0	ug/L	1	10/20/2021	10/20/2021 19:00	EPA 8260	
Chloromethane	ND	1.6	5.0	ug/L	1	10/20/2021	10/20/2021 19:00	EPA 8260	
cis-1,2-Dichloroethene	ND	0.47	1.0	ug/L	1	10/20/2021	10/20/2021 19:00	EPA 8260	
cis-1,3-Dichloropropene	ND	0.36	1.0	ug/L	1	10/20/2021	10/20/2021 19:00	EPA 8260	
Dibromochloromethane	ND	2.6	5.0	ug/L	1	10/20/2021	10/20/2021 19:00	EPA 8260	
Dibromomethane	ND	0.99	5.0	ug/L	1	10/20/2021	10/20/2021 19:00	EPA 8260	
Dichlorodifluoromethane	ND	0.46	5.0	ug/L	1	10/20/2021	10/20/2021 19:00	EPA 8260	
Diisopropyl ether	ND	1.1	5.0	ug/L	1	10/20/2021	10/20/2021 19:00	EPA 8260	
Ethylbenzene	ND	0.33	1.0	ug/L	1	10/20/2021	10/20/2021 19:00	EPA 8260	
Hexachloro-1,3-butadiene	ND	2.7	5.0	ug/L	1	10/20/2021	10/20/2021 19:00	EPA 8260	
Isopropylbenzene (Cumene)	ND	1.0	5.0	ug/L	1	10/20/2021	10/20/2021 19:00	EPA 8260	
m&p-Xylene	ND	0.70	2.0	ug/L	1	10/20/2021	10/20/2021 19:00	EPA 8260	
Methylene Chloride	ND	0.32	5.0	ug/L	1	10/20/2021	10/20/2021 19:00	EPA 8260	
Methyl-tert-butyl ether	ND	1.1	5.0	ug/L	1	10/20/2021	10/20/2021 19:00	EPA 8260	
Naphthalene	ND	1.1	5.0	ug/L	1	10/20/2021	10/20/2021 19:00	EPA 8260	
n-Butylbenzene	ND	0.86	1.0	ug/L	1	10/20/2021	10/20/2021 19:00	EPA 8260	
n-Hexane	ND	1.5	5.0	ug/L	1	10/20/2021	10/20/2021 19:00	EPA 8260	
n-Propylbenzene	ND	0.35	1.0	ug/L	1	10/20/2021	10/20/2021 19:00	EPA 8260	
o-Xylene	ND	0.35	1.0	ug/L	1	10/20/2021	10/20/2021 19:00	EPA 8260	
p-Isopropyltoluene	ND	1.0	5.0	ug/L	1	10/20/2021	10/20/2021 19:00	EPA 8260	
sec-Butylbenzene	ND	0.42	1.0	ug/L	1	10/20/2021	10/20/2021 19:00	EPA 8260	
Styrene	ND	0.36	1.0	ug/L	1	10/20/2021	10/20/2021 19:00	EPA 8260	
tert-Butylbenzene	ND	0.59	1.0	ug/L	1	10/20/2021	10/20/2021 19:00	EPA 8260	
Tetrachloroethene	**56.1**	0.41	1.0	ug/L	1	10/20/2021	10/20/2021 19:00	EPA 8260	
Tetrahydrofuran	ND	2.4	25.0	ug/L	1	10/20/2021	10/20/2021 19:00	EPA 8260	
Toluene	ND	0.29	1.0	ug/L	1	10/20/2021	10/20/2021 19:00	EPA 8260	
trans-1,2-Dichloroethene	ND	0.53	1.0	ug/L	1	10/20/2021	10/20/2021 19:00	EPA 8260	
trans-1,3-Dichloropropene	ND	3.5	5.0	ug/L	1	10/20/2021	10/20/2021 19:00	EPA 8260	
Trichloroethene	ND	0.32	1.0	ug/L	1	10/20/2021	10/20/2021 19:00	EPA 8260	
Trichlorofluoromethane	ND	0.42	1.0	ug/L	1	10/20/2021	10/20/2021 19:00	EPA 8260	
Vinyl chloride	ND	0.17	1.0	ug/L	1	10/20/2021	10/20/2021 19:00	EPA 8260	
Xylene (Total)	ND	1.0	3.0	ug/L	1	10/20/2021	10/20/2021 19:00	EPA 8260	

Pace Analytical®
ENVIRONMENTAL SCIENCES
MOBILE LAB SERVICES

2525 Advance Road
Madison, WI 53718
608.221.8700 Phone
608.221.4889 Fax

TRC Environmental Corporation, Inc.	Project: Madison Kipp Corporation - Madison, WI
708 Heartland Trail, Ste 3000	Project Number: 419610.0002.000001
Madison WI, 53717	Project Manager: Andrew Stehn

MW-5S-202110

A214201-22 (Water)

Date Sampled
10/14/2021 15:05

Analyte	Result	Limit of Detection	Limit of Quantitation	Units	Dilution	Prepared	Analyzed	Method	Qualifiers
Pace Analytical-Green Bay, WI									
SM 2540C						**Preparation Batch:WET 44165**			
Total Dissolved Solids	**804**	8.7	20.0	mg/L	1	10/20/2021	10/20/2021 14:31	SM 2540C	
SM 2540D						**Preparation Batch:WET 44164**			
Total Suspended Solids	ND	0.95	2.0	mg/L	1	10/20/2021	10/20/2021 16:25	SM 2540D	

Pace Analytical®
ENVIRONMENTAL SCIENCES
MOBILE LAB SERVICES

2525 Advance Road
Madison, WI 53718
608.221.8700 Phone
608.221.4889 Fax

TRC Environmental Corporation, Inc.
708 Heartland Trail, Ste 3000
Madison WI, 53717

Project: Madison Kipp Corporation - Madison, WI
Project Number: 419610.0002.000001
Project Manager: Andrew Stehn

MW-5D-202110

A214201-23 (Water)

Date Sampled
10/15/2021 10:23

Pace Analytical-Green Bay, WI

EPA 8260 — **Preparation Batch:MSV 59069**

Analyte	Result	Limit of Detection	Limit of Quantitation	Units	Dilution	Prepared	Analyzed	Method	Qualifiers
1,1,1,2-Tetrachloroethane	ND	3.6	10.0	ug/L	10	10/21/2021	10/21/2021 18:56	EPA 8260	
1,1,1-Trichloroethane	ND	3.0	10.0	ug/L	10	10/21/2021	10/21/2021 18:56	EPA 8260	
1,1,2,2-Tetrachloroethane	ND	3.8	10.0	ug/L	10	10/21/2021	10/21/2021 18:56	EPA 8260	
1,1,2-Trichloroethane	ND	3.4	50.0	ug/L	10	10/21/2021	10/21/2021 18:56	EPA 8260	
1,1,2-Trichlorotrifluoroethane	ND	3.8	50.0	ug/L	10	10/21/2021	10/21/2021 18:56	EPA 8260	
1,1-Dichloroethane	ND	3.0	10.0	ug/L	10	10/21/2021	10/21/2021 18:56	EPA 8260	
1,1-Dichloroethene	ND	5.8	10.0	ug/L	10	10/21/2021	10/21/2021 18:56	EPA 8260	
1,1-Dichloropropene	ND	4.1	10.0	ug/L	10	10/21/2021	10/21/2021 18:56	EPA 8260	
1,2,3-Trichlorobenzene	ND	10.2	50.0	ug/L	10	10/21/2021	10/21/2021 18:56	EPA 8260	
1,2,3-Trichloropropane	ND	5.6	50.0	ug/L	10	10/21/2021	10/21/2021 18:56	EPA 8260	
1,2,4-Trichlorobenzene	ND	9.5	50.0	ug/L	10	10/21/2021	10/21/2021 18:56	EPA 8260	
1,2,4-Trimethylbenzene	ND	4.5	10.0	ug/L	10	10/21/2021	10/21/2021 18:56	EPA 8260	
1,2-Dibromo-3-chloropropane	ND	23.7	50.0	ug/L	10	10/21/2021	10/21/2021 18:56	EPA 8260	
1,2-Dibromoethane (EDB)	ND	3.1	10.0	ug/L	10	10/21/2021	10/21/2021 18:56	EPA 8260	
1,2-Dichlorobenzene	ND	3.3	10.0	ug/L	10	10/21/2021	10/21/2021 18:56	EPA 8260	
1,2-Dichloroethane	ND	2.9	10.0	ug/L	10	10/21/2021	10/21/2021 18:56	EPA 8260	
1,2-Dichloropropane	ND	4.5	10.0	ug/L	10	10/21/2021	10/21/2021 18:56	EPA 8260	
1,3,5-Trimethylbenzene	ND	3.6	10.0	ug/L	10	10/21/2021	10/21/2021 18:56	EPA 8260	
1,3-Dichlorobenzene	ND	3.5	10.0	ug/L	10	10/21/2021	10/21/2021 18:56	EPA 8260	
1,3-Dichloropropane	ND	3.0	10.0	ug/L	10	10/21/2021	10/21/2021 18:56	EPA 8260	
1,4-Dichlorobenzene	ND	8.9	10.0	ug/L	10	10/21/2021	10/21/2021 18:56	EPA 8260	
2,2-Dichloropropane	ND	41.8	50.0	ug/L	10	10/21/2021	10/21/2021 18:56	EPA 8260	
2-Butanone (MEK)	ND	65.2	250	ug/L	10	10/21/2021	10/21/2021 18:56	EPA 8260	
2-Chlorotoluene	ND	8.9	50.0	ug/L	10	10/21/2021	10/21/2021 18:56	EPA 8260	
4-Chlorotoluene	ND	8.9	50.0	ug/L	10	10/21/2021	10/21/2021 18:56	EPA 8260	
4-Methyl-2-pentanone (MIBK)	ND	59.5	250	ug/L	10	10/21/2021	10/21/2021 18:56	EPA 8260	
Acetone	ND	86.4	250	ug/L	10	10/21/2021	10/21/2021 18:56	EPA 8260	
Benzene	ND	3.0	10.0	ug/L	10	10/21/2021	10/21/2021 18:56	EPA 8260	
Bromobenzene	ND	3.6	10.0	ug/L	10	10/21/2021	10/21/2021 18:56	EPA 8260	
Bromochloromethane	ND	3.6	50.0	ug/L	10	10/21/2021	10/21/2021 18:56	EPA 8260	
Bromodichloromethane	ND	4.2	10.0	ug/L	10	10/21/2021	10/21/2021 18:56	EPA 8260	
Bromoform	ND	38.0	50.0	ug/L	10	10/21/2021	10/21/2021 18:56	EPA 8260	
Bromomethane	ND	11.9	50.0	ug/L	10	10/21/2021	10/21/2021 18:56	EPA 8260	
Carbon disulfide	ND	11.0	50.0	ug/L	10	10/21/2021	10/21/2021 18:56	EPA 8260	
Carbon tetrachloride	ND	3.7	10.0	ug/L	10	10/21/2021	10/21/2021 18:56	EPA 8260	
Chlorobenzene	ND	8.6	10.0	ug/L	10	10/21/2021	10/21/2021 18:56	EPA 8260	
Chloroethane	ND	13.8	50.0	ug/L	10	10/21/2021	10/21/2021 18:56	EPA 8260	
Chloroform	ND	11.8	50.0	ug/L	10	10/21/2021	10/21/2021 18:56	EPA 8260	
Chloromethane	ND	16.4	50.0	ug/L	10	10/21/2021	10/21/2021 18:56	EPA 8260	
cis-1,2-Dichloroethene	**10.1**	4.7	10.0	ug/L	10	10/21/2021	10/21/2021 18:56	EPA 8260	
cis-1,3-Dichloropropene	ND	3.6	10.0	ug/L	10	10/21/2021	10/21/2021 18:56	EPA 8260	
Dibromochloromethane	ND	26.4	50.0	ug/L	10	10/21/2021	10/21/2021 18:56	EPA 8260	
Dibromomethane	ND	9.9	50.0	ug/L	10	10/21/2021	10/21/2021 18:56	EPA 8260	
Dichlorodifluoromethane	ND	4.6	50.0	ug/L	10	10/21/2021	10/21/2021 18:56	EPA 8260	

Pace Analytical®
ENVIRONMENTAL SCIENCES
MOBILE LAB SERVICES

2525 Advance Road
Madison, WI 53718
608.221.8700 Phone
608.221.4889 Fax

TRC Environmental Corporation, Inc.
708 Heartland Trail, Ste 3000
Madison WI, 53717

Project: Madison Kipp Corporation - Madison, WI
Project Number: 419610.0002.000001
Project Manager: Andrew Stehn

MW-5D-202110

A214201-23 (Water)

Date Sampled
10/15/2021 10:23

Pace Analytical-Green Bay, WI

EPA 8260 — **Preparation Batch:MSV 59069**

Analyte	Result	Limit of Detection	Limit of Quantitation	Units	Dilution	Prepared	Analyzed	Method	Qualifiers
Diisopropyl ether	ND	11.0	50.0	ug/L	10	10/21/2021	10/21/2021 18:56	EPA 8260	
Ethylbenzene	ND	3.3	10.0	ug/L	10	10/21/2021	10/21/2021 18:56	EPA 8260	
Hexachloro-1,3-butadiene	ND	27.4	50.0	ug/L	10	10/21/2021	10/21/2021 18:56	EPA 8260	
Isopropylbenzene (Cumene)	ND	10.0	50.0	ug/L	10	10/21/2021	10/21/2021 18:56	EPA 8260	
m&p-Xylene	ND	7.0	20.0	ug/L	10	10/21/2021	10/21/2021 18:56	EPA 8260	
Methylene Chloride	ND	3.2	50.0	ug/L	10	10/21/2021	10/21/2021 18:56	EPA 8260	
Methyl-tert-butyl ether	ND	11.3	50.0	ug/L	10	10/21/2021	10/21/2021 18:56	EPA 8260	
Naphthalene	ND	11.3	50.0	ug/L	10	10/21/2021	10/21/2021 18:56	EPA 8260	
n-Butylbenzene	ND	8.6	10.0	ug/L	10	10/21/2021	10/21/2021 18:56	EPA 8260	
n-Hexane	ND	14.6	50.0	ug/L	10	10/21/2021	10/21/2021 18:56	EPA 8260	
n-Propylbenzene	ND	3.5	10.0	ug/L	10	10/21/2021	10/21/2021 18:56	EPA 8260	
o-Xylene	ND	3.5	10.0	ug/L	10	10/21/2021	10/21/2021 18:56	EPA 8260	
p-Isopropyltoluene	ND	10.4	50.0	ug/L	10	10/21/2021	10/21/2021 18:56	EPA 8260	
sec-Butylbenzene	ND	4.2	10.0	ug/L	10	10/21/2021	10/21/2021 18:56	EPA 8260	
Styrene	ND	3.6	10.0	ug/L	10	10/21/2021	10/21/2021 18:56	EPA 8260	
tert-Butylbenzene	ND	5.9	10.0	ug/L	10	10/21/2021	10/21/2021 18:56	EPA 8260	
Tetrachloroethene	**375**	4.1	10.0	ug/L	10	10/21/2021	10/21/2021 18:56	EPA 8260	
Tetrahydrofuran	ND	24.2	250	ug/L	10	10/21/2021	10/21/2021 18:56	EPA 8260	
Toluene	ND	2.9	10.0	ug/L	10	10/21/2021	10/21/2021 18:56	EPA 8260	
trans-1,2-Dichloroethene	ND	5.3	10.0	ug/L	10	10/21/2021	10/21/2021 18:56	EPA 8260	
trans-1,3-Dichloropropene	ND	34.6	50.0	ug/L	10	10/21/2021	10/21/2021 18:56	EPA 8260	
Trichloroethene	**8.4**	3.2	10.0	ug/L	10	10/21/2021	10/21/2021 18:56	EPA 8260	J
Trichlorofluoromethane	ND	4.2	10.0	ug/L	10	10/21/2021	10/21/2021 18:56	EPA 8260	
Vinyl chloride	ND	1.7	10.0	ug/L	10	10/21/2021	10/21/2021 18:56	EPA 8260	
Xylene (Total)	ND	10.5	30.0	ug/L	10	10/21/2021	10/21/2021 18:56	EPA 8260	

Pace Analytical®
ENVIRONMENTAL SCIENCES
MOBILE LAB SERVICES

2525 Advance Road
Madison, WI 53718
608.221.8700 Phone
608.221.4889 Fax

TRC Environmental Corporation, Inc.
708 Heartland Trail, Ste 3000
Madison WI, 53717

Project: Madison Kipp Corporation - Madison, WI
Project Number: 419610.0002.000001
Project Manager: Andrew Stehn

MW-5D2-202110

A214201-24 (Water)

Date Sampled
10/15/2021 10:11

Pace Analytical-Green Bay, WI

EPA 8260 — **Preparation Batch:MSV 59069**

Analyte	Result	Limit of Detection	Limit of Quantitation	Units	Dilution	Prepared	Analyzed	Method	Qualifiers
1,1,1,2-Tetrachloroethane	ND	8.9	25.0	ug/L	25	10/21/2021	10/21/2021 18:37	EPA 8260	
1,1,1-Trichloroethane	ND	7.6	25.0	ug/L	25	10/21/2021	10/21/2021 18:37	EPA 8260	
1,1,2,2-Tetrachloroethane	ND	9.4	25.0	ug/L	25	10/21/2021	10/21/2021 18:37	EPA 8260	
1,1,2-Trichloroethane	ND	8.6	125	ug/L	25	10/21/2021	10/21/2021 18:37	EPA 8260	
1,1,2-Trichlorotrifluoroethane	ND	9.5	125	ug/L	25	10/21/2021	10/21/2021 18:37	EPA 8260	
1,1-Dichloroethane	ND	7.4	25.0	ug/L	25	10/21/2021	10/21/2021 18:37	EPA 8260	
1,1-Dichloroethene	ND	14.6	25.0	ug/L	25	10/21/2021	10/21/2021 18:37	EPA 8260	
1,1-Dichloropropene	ND	10.3	25.0	ug/L	25	10/21/2021	10/21/2021 18:37	EPA 8260	
1,2,3-Trichlorobenzene	ND	25.5	125	ug/L	25	10/21/2021	10/21/2021 18:37	EPA 8260	
1,2,3-Trichloropropane	ND	13.9	125	ug/L	25	10/21/2021	10/21/2021 18:37	EPA 8260	
1,2,4-Trichlorobenzene	ND	23.8	125	ug/L	25	10/21/2021	10/21/2021 18:37	EPA 8260	
1,2,4-Trimethylbenzene	ND	11.2	25.0	ug/L	25	10/21/2021	10/21/2021 18:37	EPA 8260	
1,2-Dibromo-3-chloropropane	ND	59.2	125	ug/L	25	10/21/2021	10/21/2021 18:37	EPA 8260	
1,2-Dibromoethane (EDB)	ND	7.7	25.0	ug/L	25	10/21/2021	10/21/2021 18:37	EPA 8260	
1,2-Dichlorobenzene	ND	8.1	25.0	ug/L	25	10/21/2021	10/21/2021 18:37	EPA 8260	
1,2-Dichloroethane	ND	7.3	25.0	ug/L	25	10/21/2021	10/21/2021 18:37	EPA 8260	
1,2-Dichloropropane	ND	11.2	25.0	ug/L	25	10/21/2021	10/21/2021 18:37	EPA 8260	
1,3,5-Trimethylbenzene	ND	8.9	25.0	ug/L	25	10/21/2021	10/21/2021 18:37	EPA 8260	
1,3-Dichlorobenzene	ND	8.8	25.0	ug/L	25	10/21/2021	10/21/2021 18:37	EPA 8260	
1,3-Dichloropropane	ND	7.6	25.0	ug/L	25	10/21/2021	10/21/2021 18:37	EPA 8260	
1,4-Dichlorobenzene	ND	22.3	25.0	ug/L	25	10/21/2021	10/21/2021 18:37	EPA 8260	
2,2-Dichloropropane	ND	104	125	ug/L	25	10/21/2021	10/21/2021 18:37	EPA 8260	
2-Butanone (MEK)	ND	163	625	ug/L	25	10/21/2021	10/21/2021 18:37	EPA 8260	
2-Chlorotoluene	ND	22.2	125	ug/L	25	10/21/2021	10/21/2021 18:37	EPA 8260	
2-Hexanone	ND	157	625	ug/L	25	10/21/2021	10/21/2021 18:37	EPA 8260	
4-Chlorotoluene	ND	22.4	125	ug/L	25	10/21/2021	10/21/2021 18:37	EPA 8260	
4-Methyl-2-pentanone (MIBK)	ND	149	625	ug/L	25	10/21/2021	10/21/2021 18:37	EPA 8260	
Acetone	ND	216	625	ug/L	25	10/21/2021	10/21/2021 18:37	EPA 8260	
Benzene	ND	7.4	25.0	ug/L	25	10/21/2021	10/21/2021 18:37	EPA 8260	
Bromobenzene	ND	9.0	25.0	ug/L	25	10/21/2021	10/21/2021 18:37	EPA 8260	
Bromochloromethane	ND	8.9	125	ug/L	25	10/21/2021	10/21/2021 18:37	EPA 8260	
Bromodichloromethane	ND	10.4	25.0	ug/L	25	10/21/2021	10/21/2021 18:37	EPA 8260	
Bromoform	ND	95.0	125	ug/L	25	10/21/2021	10/21/2021 18:37	EPA 8260	
Bromomethane	ND	29.8	125	ug/L	25	10/21/2021	10/21/2021 18:37	EPA 8260	
Carbon disulfide	ND	27.6	125	ug/L	25	10/21/2021	10/21/2021 18:37	EPA 8260	
Carbon tetrachloride	ND	9.2	25.0	ug/L	25	10/21/2021	10/21/2021 18:37	EPA 8260	
Chlorobenzene	ND	21.4	25.0	ug/L	25	10/21/2021	10/21/2021 18:37	EPA 8260	
Chloroethane	ND	34.5	125	ug/L	25	10/21/2021	10/21/2021 18:37	EPA 8260	
Chloroform	ND	29.6	125	ug/L	25	10/21/2021	10/21/2021 18:37	EPA 8260	
Chloromethane	ND	40.9	125	ug/L	25	10/21/2021	10/21/2021 18:37	EPA 8260	
cis-1,2-Dichloroethene	**22.2**	11.8	25.0	ug/L	25	10/21/2021	10/21/2021 18:37	EPA 8260	J
cis-1,3-Dichloropropene	ND	9.0	25.0	ug/L	25	10/21/2021	10/21/2021 18:37	EPA 8260	
Dibromochloromethane	ND	66.1	125	ug/L	25	10/21/2021	10/21/2021 18:37	EPA 8260	
Dibromomethane	ND	24.8	125	ug/L	25	10/21/2021	10/21/2021 18:37	EPA 8260	

Pace Analytical®
ENVIRONMENTAL SCIENCES
MOBILE LAB SERVICES

2525 Advance Road
Madison, WI 53718
608.221.8700 Phone
608.221.4889 Fax

TRC Environmental Corporation, Inc.
708 Heartland Trail, Ste 3000
Madison WI, 53717

Project: Madison Kipp Corporation - Madison, WI
Project Number: 419610.0002.000001
Project Manager: Andrew Stehn

MW-5D2-202110

A214201-24 (Water)

Date Sampled
10/15/2021 10:11

Pace Analytical-Green Bay, WI

EPA 8260 — **Preparation Batch:MSV 59069**

Analyte	Result	Limit of Detection	Limit of Quantitation	Units	Dilution	Prepared	Analyzed	Method	Qualifiers
Dichlorodifluoromethane	ND	11.4	125	ug/L	25	10/21/2021	10/21/2021 18:37	EPA 8260	
Diisopropyl ether	ND	27.5	125	ug/L	25	10/21/2021	10/21/2021 18:37	EPA 8260	
Ethylbenzene	ND	8.1	25.0	ug/L	25	10/21/2021	10/21/2021 18:37	EPA 8260	
Hexachloro-1,3-butadiene	ND	68.4	125	ug/L	25	10/21/2021	10/21/2021 18:37	EPA 8260	
Isopropylbenzene (Cumene)	ND	25.0	125	ug/L	25	10/21/2021	10/21/2021 18:37	EPA 8260	
m&p-Xylene	ND	17.5	50.0	ug/L	25	10/21/2021	10/21/2021 18:37	EPA 8260	
Methylene Chloride	ND	8.0	125	ug/L	25	10/21/2021	10/21/2021 18:37	EPA 8260	
Methyl-tert-butyl ether	ND	28.2	125	ug/L	25	10/21/2021	10/21/2021 18:37	EPA 8260	
Naphthalene	ND	28.2	125	ug/L	25	10/21/2021	10/21/2021 18:37	EPA 8260	
n-Butylbenzene	ND	21.4	25.0	ug/L	25	10/21/2021	10/21/2021 18:37	EPA 8260	
n-Hexane	ND	36.6	125	ug/L	25	10/21/2021	10/21/2021 18:37	EPA 8260	
n-Propylbenzene	ND	8.6	25.0	ug/L	25	10/21/2021	10/21/2021 18:37	EPA 8260	
o-Xylene	ND	8.7	25.0	ug/L	25	10/21/2021	10/21/2021 18:37	EPA 8260	
p-Isopropyltoluene	ND	26.1	125	ug/L	25	10/21/2021	10/21/2021 18:37	EPA 8260	
sec-Butylbenzene	ND	10.6	25.0	ug/L	25	10/21/2021	10/21/2021 18:37	EPA 8260	
Styrene	ND	8.9	25.0	ug/L	25	10/21/2021	10/21/2021 18:37	EPA 8260	
tert-Butylbenzene	ND	14.7	25.0	ug/L	25	10/21/2021	10/21/2021 18:37	EPA 8260	
Tetrachloroethene	**3540**	10.2	25.0	ug/L	25	10/21/2021	10/21/2021 18:37	EPA 8260	
Tetrahydrofuran	ND	60.5	625	ug/L	25	10/21/2021	10/21/2021 18:37	EPA 8260	
Toluene	ND	7.2	25.0	ug/L	25	10/21/2021	10/21/2021 18:37	EPA 8260	
trans-1,2-Dichloroethene	ND	13.2	25.0	ug/L	25	10/21/2021	10/21/2021 18:37	EPA 8260	
trans-1,3-Dichloropropene	ND	86.6	125	ug/L	25	10/21/2021	10/21/2021 18:37	EPA 8260	
Trichloroethene	**43.8**	8.0	25.0	ug/L	25	10/21/2021	10/21/2021 18:37	EPA 8260	
Trichlorofluoromethane	ND	10.5	25.0	ug/L	25	10/21/2021	10/21/2021 18:37	EPA 8260	
Vinyl chloride	ND	4.4	25.0	ug/L	25	10/21/2021	10/21/2021 18:37	EPA 8260	
Xylene (Total)	ND	26.2	75.0	ug/L	25	10/21/2021	10/21/2021 18:37	EPA 8260	

Pace Analytical®
ENVIRONMENTAL SCIENCES
MOBILE LAB SERVICES

2525 Advance Road
Madison, WI 53718
608.221.8700 Phone
608.221.4889 Fax

TRC Environmental Corporation, Inc.
708 Heartland Trail, Ste 3000
Madison WI, 53717

Project: Madison Kipp Corporation - Madison, WI
Project Number: 419610.0002.000001
Project Manager: Andrew Stehn

MW-5D3-202110

A214201-25 (Water)

Date Sampled
10/14/2021 15:23

Pace Analytical-Green Bay, WI

EPA 8260 — **Preparation Batch:MSV 59069**

Analyte	Result	Limit of Detection	Limit of Quantitation	Units	Dilution	Prepared	Analyzed	Method	Qualifiers
1,1,1,2-Tetrachloroethane	ND	0.36	1.0	ug/L	1	10/21/2021	10/21/2021 14:06	EPA 8260	
1,1,1-Trichloroethane	ND	0.30	1.0	ug/L	1	10/21/2021	10/21/2021 14:06	EPA 8260	
1,1,2,2-Tetrachloroethane	ND	0.38	1.0	ug/L	1	10/21/2021	10/21/2021 14:06	EPA 8260	
1,1,2-Trichloroethane	ND	0.34	5.0	ug/L	1	10/21/2021	10/21/2021 14:06	EPA 8260	
1,1,2-Trichlorotrifluoroethane	ND	0.38	5.0	ug/L	1	10/21/2021	10/21/2021 14:06	EPA 8260	
1,1-Dichloroethane	ND	0.30	1.0	ug/L	1	10/21/2021	10/21/2021 14:06	EPA 8260	
1,1-Dichloroethene	ND	0.58	1.0	ug/L	1	10/21/2021	10/21/2021 14:06	EPA 8260	
1,1-Dichloropropene	ND	0.41	1.0	ug/L	1	10/21/2021	10/21/2021 14:06	EPA 8260	
1,2,3-Trichlorobenzene	ND	1.0	5.0	ug/L	1	10/21/2021	10/21/2021 14:06	EPA 8260	
1,2,3-Trichloropropane	ND	0.56	5.0	ug/L	1	10/21/2021	10/21/2021 14:06	EPA 8260	
1,2,4-Trichlorobenzene	ND	0.95	5.0	ug/L	1	10/21/2021	10/21/2021 14:06	EPA 8260	
1,2,4-Trimethylbenzene	ND	0.45	1.0	ug/L	1	10/21/2021	10/21/2021 14:06	EPA 8260	
1,2-Dibromo-3-chloropropane	ND	2.4	5.0	ug/L	1	10/21/2021	10/21/2021 14:06	EPA 8260	
1,2-Dibromoethane (EDB)	ND	0.31	1.0	ug/L	1	10/21/2021	10/21/2021 14:06	EPA 8260	
1,2-Dichlorobenzene	ND	0.33	1.0	ug/L	1	10/21/2021	10/21/2021 14:06	EPA 8260	
1,2-Dichloroethane	ND	0.29	1.0	ug/L	1	10/21/2021	10/21/2021 14:06	EPA 8260	
1,2-Dichloropropane	ND	0.45	1.0	ug/L	1	10/21/2021	10/21/2021 14:06	EPA 8260	
1,3,5-Trimethylbenzene	ND	0.36	1.0	ug/L	1	10/21/2021	10/21/2021 14:06	EPA 8260	
1,3-Dichlorobenzene	ND	0.35	1.0	ug/L	1	10/21/2021	10/21/2021 14:06	EPA 8260	
1,3-Dichloropropane	ND	0.30	1.0	ug/L	1	10/21/2021	10/21/2021 14:06	EPA 8260	
1,4-Dichlorobenzene	ND	0.89	1.0	ug/L	1	10/21/2021	10/21/2021 14:06	EPA 8260	
2,2-Dichloropropane	ND	4.2	5.0	ug/L	1	10/21/2021	10/21/2021 14:06	EPA 8260	
2-Butanone (MEK)	ND	6.5	25.0	ug/L	1	10/21/2021	10/21/2021 14:06	EPA 8260	
2-Chlorotoluene	ND	0.89	5.0	ug/L	1	10/21/2021	10/21/2021 14:06	EPA 8260	
2-Hexanone	ND	6.3	25.0	ug/L	1	10/21/2021	10/21/2021 14:06	EPA 8260	
4-Chlorotoluene	ND	0.89	5.0	ug/L	1	10/21/2021	10/21/2021 14:06	EPA 8260	
4-Methyl-2-pentanone (MIBK)	ND	6.0	25.0	ug/L	1	10/21/2021	10/21/2021 14:06	EPA 8260	
Acetone	ND	8.6	25.0	ug/L	1	10/21/2021	10/21/2021 14:06	EPA 8260	
Benzene	ND	0.30	1.0	ug/L	1	10/21/2021	10/21/2021 14:06	EPA 8260	
Bromobenzene	ND	0.36	1.0	ug/L	1	10/21/2021	10/21/2021 14:06	EPA 8260	
Bromochloromethane	ND	0.36	5.0	ug/L	1	10/21/2021	10/21/2021 14:06	EPA 8260	
Bromodichloromethane	ND	0.42	1.0	ug/L	1	10/21/2021	10/21/2021 14:06	EPA 8260	
Bromoform	ND	3.8	5.0	ug/L	1	10/21/2021	10/21/2021 14:06	EPA 8260	
Bromomethane	ND	1.2	5.0	ug/L	1	10/21/2021	10/21/2021 14:06	EPA 8260	
Carbon disulfide	ND	1.1	5.0	ug/L	1	10/21/2021	10/21/2021 14:06	EPA 8260	
Carbon tetrachloride	ND	0.37	1.0	ug/L	1	10/21/2021	10/21/2021 14:06	EPA 8260	
Chlorobenzene	ND	0.86	1.0	ug/L	1	10/21/2021	10/21/2021 14:06	EPA 8260	
Chloroethane	ND	1.4	5.0	ug/L	1	10/21/2021	10/21/2021 14:06	EPA 8260	
Chloroform	ND	1.2	5.0	ug/L	1	10/21/2021	10/21/2021 14:06	EPA 8260	
Chloromethane	ND	1.6	5.0	ug/L	1	10/21/2021	10/21/2021 14:06	EPA 8260	
cis-1,2-Dichloroethene	ND	0.47	1.0	ug/L	1	10/21/2021	10/21/2021 14:06	EPA 8260	
cis-1,3-Dichloropropene	ND	0.36	1.0	ug/L	1	10/21/2021	10/21/2021 14:06	EPA 8260	
Dibromochloromethane	ND	2.6	5.0	ug/L	1	10/21/2021	10/21/2021 14:06	EPA 8260	
Dibromomethane	ND	0.99	5.0	ug/L	1	10/21/2021	10/21/2021 14:06	EPA 8260	

Pace Analytical®
ENVIRONMENTAL SCIENCES
MOBILE LAB SERVICES

2525 Advance Road
Madison, WI 53718
608.221.8700 Phone
608.221.4889 Fax

TRC Environmental Corporation, Inc.
708 Heartland Trail, Ste 3000
Madison WI, 53717

Project: Madison Kipp Corporation - Madison, WI
Project Number: 419610.0002.000001
Project Manager: Andrew Stehn

MW-5D3-202110

A214201-25 (Water)

Date Sampled
10/14/2021 15:23

Pace Analytical-Green Bay, WI

EPA 8260 — **Preparation Batch:MSV 59069**

Analyte	Result	Limit of Detection	Limit of Quantitation	Units	Dilution	Prepared	Analyzed	Method	Qualifiers
Dichlorodifluoromethane	ND	0.46	5.0	ug/L	1	10/21/2021	10/21/2021 14:06	EPA 8260	
Diisopropyl ether	ND	1.1	5.0	ug/L	1	10/21/2021	10/21/2021 14:06	EPA 8260	
Ethylbenzene	ND	0.33	1.0	ug/L	1	10/21/2021	10/21/2021 14:06	EPA 8260	
Hexachloro-1,3-butadiene	ND	2.7	5.0	ug/L	1	10/21/2021	10/21/2021 14:06	EPA 8260	
Isopropylbenzene (Cumene)	ND	1.0	5.0	ug/L	1	10/21/2021	10/21/2021 14:06	EPA 8260	
m&p-Xylene	ND	0.70	2.0	ug/L	1	10/21/2021	10/21/2021 14:06	EPA 8260	
Methylene Chloride	ND	0.32	5.0	ug/L	1	10/21/2021	10/21/2021 14:06	EPA 8260	
Methyl-tert-butyl ether	ND	1.1	5.0	ug/L	1	10/21/2021	10/21/2021 14:06	EPA 8260	
Naphthalene	ND	1.1	5.0	ug/L	1	10/21/2021	10/21/2021 14:06	EPA 8260	
n-Butylbenzene	ND	0.86	1.0	ug/L	1	10/21/2021	10/21/2021 14:06	EPA 8260	
n-Hexane	ND	1.5	5.0	ug/L	1	10/21/2021	10/21/2021 14:06	EPA 8260	
n-Propylbenzene	ND	0.35	1.0	ug/L	1	10/21/2021	10/21/2021 14:06	EPA 8260	
o-Xylene	ND	0.35	1.0	ug/L	1	10/21/2021	10/21/2021 14:06	EPA 8260	
p-Isopropyltoluene	ND	1.0	5.0	ug/L	1	10/21/2021	10/21/2021 14:06	EPA 8260	
sec-Butylbenzene	ND	0.42	1.0	ug/L	1	10/21/2021	10/21/2021 14:06	EPA 8260	
Styrene	ND	0.36	1.0	ug/L	1	10/21/2021	10/21/2021 14:06	EPA 8260	
tert-Butylbenzene	ND	0.59	1.0	ug/L	1	10/21/2021	10/21/2021 14:06	EPA 8260	
Tetrachloroethene	ND	0.41	1.0	ug/L	1	10/21/2021	10/21/2021 14:06	EPA 8260	
Tetrahydrofuran	ND	2.4	25.0	ug/L	1	10/21/2021	10/21/2021 14:06	EPA 8260	
Toluene	ND	0.29	1.0	ug/L	1	10/21/2021	10/21/2021 14:06	EPA 8260	
trans-1,2-Dichloroethene	ND	0.53	1.0	ug/L	1	10/21/2021	10/21/2021 14:06	EPA 8260	
trans-1,3-Dichloropropene	ND	3.5	5.0	ug/L	1	10/21/2021	10/21/2021 14:06	EPA 8260	
Trichloroethene	ND	0.32	1.0	ug/L	1	10/21/2021	10/21/2021 14:06	EPA 8260	
Trichlorofluoromethane	ND	0.42	1.0	ug/L	1	10/21/2021	10/21/2021 14:06	EPA 8260	
Vinyl chloride	ND	0.17	1.0	ug/L	1	10/21/2021	10/21/2021 14:06	EPA 8260	
Xylene (Total)	ND	1.0	3.0	ug/L	1	10/21/2021	10/21/2021 14:06	EPA 8260	

Pace Analytical®
ENVIRONMENTAL SCIENCES
MOBILE LAB SERVICES

2525 Advance Road
Madison, WI 53718
608.221.8700 Phone
608.221.4889 Fax

TRC Environmental Corporation, Inc.
708 Heartland Trail, Ste 3000
Madison WI, 53717

Project: Madison Kipp Corporation - Madison, WI
Project Number: 419610.0002.000001
Project Manager: Andrew Stehn

MW-6S-202110

A214201-26 (Water)

Date Sampled
10/14/2021 12:52

Pace Analytical - Madison

Polychlorinated Biphenyls by EPA Method 8082 — **Preparation Batch:A110156**

Analyte	Result	Limit of Detection	Limit of Quantitation	Units	Dilution	Prepared	Analyzed	Method	Qualifiers
PCB-1016	ND	0.0072	0.12	ug/L	1	10/20/2021	10/22/2021 02:41	EPA 8082A	
PCB-1221	ND	0.026	0.25	ug/L	1	10/20/2021	10/22/2021 02:41	EPA 8082A	
PCB-1232	ND	0.0042	0.12	ug/L	1	10/20/2021	10/22/2021 02:41	EPA 8082A	
PCB-1242	ND	0.013	0.12	ug/L	1	10/20/2021	10/22/2021 02:41	EPA 8082A	
PCB-1248	ND	0.011	0.12	ug/L	1	10/20/2021	10/22/2021 02:41	EPA 8082A	
PCB-1254	ND	0.010	0.12	ug/L	1	10/20/2021	10/22/2021 02:41	EPA 8082A	
PCB-1260	ND	0.012	0.12	ug/L	1	10/20/2021	10/22/2021 02:41	EPA 8082A	
Total PCBs	ND	0.026	0.25	ug/L	1	10/20/2021	10/22/2021 02:41	EPA 8082A	
Surrogate: Tetrachloro-meta-xylene			*101 %*	*60.7-128*		*10/20/2021*	*10/22/2021 02:41*	*EPA 8082A*	
Surrogate: Decachlorobiphenyl			*117 %*	*57.1-151*		*10/20/2021*	*10/22/2021 02:41*	*EPA 8082A*	

Pace Analytical-Green Bay, WI

EPA 8260 — **Preparation Batch:MSV 59069**

Analyte	Result	Limit of Detection	Limit of Quantitation	Units	Dilution	Prepared	Analyzed	Method	Qualifiers
1,1,1,2-Tetrachloroethane	ND	0.36	1.0	ug/L	1	10/21/2021	10/21/2021 14:25	EPA 8260	
1,1,1-Trichloroethane	ND	0.30	1.0	ug/L	1	10/21/2021	10/21/2021 14:25	EPA 8260	
1,1,2,2-Tetrachloroethane	ND	0.38	1.0	ug/L	1	10/21/2021	10/21/2021 14:25	EPA 8260	
1,1,2-Trichloroethane	ND	0.34	5.0	ug/L	1	10/21/2021	10/21/2021 14:25	EPA 8260	
1,1,2-Trichlorotrifluoroethane	ND	0.38	5.0	ug/L	1	10/21/2021	10/21/2021 14:25	EPA 8260	
1,1-Dichloroethane	ND	0.30	1.0	ug/L	1	10/21/2021	10/21/2021 14:25	EPA 8260	
1,1-Dichloroethene	ND	0.58	1.0	ug/L	1	10/21/2021	10/21/2021 14:25	EPA 8260	
1,1-Dichloropropene	ND	0.41	1.0	ug/L	1	10/21/2021	10/21/2021 14:25	EPA 8260	
1,2,3-Trichlorobenzene	ND	1.0	5.0	ug/L	1	10/21/2021	10/21/2021 14:25	EPA 8260	
1,2,3-Trichloropropane	ND	0.56	5.0	ug/L	1	10/21/2021	10/21/2021 14:25	EPA 8260	
1,2,4-Trichlorobenzene	ND	0.95	5.0	ug/L	1	10/21/2021	10/21/2021 14:25	EPA 8260	
1,2,4-Trimethylbenzene	ND	0.45	1.0	ug/L	1	10/21/2021	10/21/2021 14:25	EPA 8260	
1,2-Dibromo-3-chloropropane	ND	2.4	5.0	ug/L	1	10/21/2021	10/21/2021 14:25	EPA 8260	
1,2-Dibromoethane (EDB)	ND	0.31	1.0	ug/L	1	10/21/2021	10/21/2021 14:25	EPA 8260	
1,2-Dichlorobenzene	ND	0.33	1.0	ug/L	1	10/21/2021	10/21/2021 14:25	EPA 8260	
1,2-Dichloroethane	ND	0.29	1.0	ug/L	1	10/21/2021	10/21/2021 14:25	EPA 8260	
1,2-Dichloropropane	ND	0.45	1.0	ug/L	1	10/21/2021	10/21/2021 14:25	EPA 8260	
1,3,5-Trimethylbenzene	ND	0.36	1.0	ug/L	1	10/21/2021	10/21/2021 14:25	EPA 8260	
1,3-Dichlorobenzene	ND	0.35	1.0	ug/L	1	10/21/2021	10/21/2021 14:25	EPA 8260	
1,3-Dichloropropane	ND	0.30	1.0	ug/L	1	10/21/2021	10/21/2021 14:25	EPA 8260	
1,4-Dichlorobenzene	ND	0.89	1.0	ug/L	1	10/21/2021	10/21/2021 14:25	EPA 8260	
2,2-Dichloropropane	ND	4.2	5.0	ug/L	1	10/21/2021	10/21/2021 14:25	EPA 8260	
2-Butanone (MEK)	ND	6.5	25.0	ug/L	1	10/21/2021	10/21/2021 14:25	EPA 8260	
2-Chlorotoluene	ND	0.89	5.0	ug/L	1	10/21/2021	10/21/2021 14:25	EPA 8260	
2-Hexanone	ND	6.3	25.0	ug/L	1	10/21/2021	10/21/2021 14:25	EPA 8260	
4-Chlorotoluene	ND	0.89	5.0	ug/L	1	10/21/2021	10/21/2021 14:25	EPA 8260	
4-Methyl-2-pentanone (MIBK)	ND	6.0	25.0	ug/L	1	10/21/2021	10/21/2021 14:25	EPA 8260	
Acetone	ND	8.6	25.0	ug/L	1	10/21/2021	10/21/2021 14:25	EPA 8260	
Benzene	ND	0.30	1.0	ug/L	1	10/21/2021	10/21/2021 14:25	EPA 8260	

Pace Analytical®
ENVIRONMENTAL SCIENCES
MOBILE LAB SERVICES

2525 Advance Road
Madison, WI 53718
608.221.8700 Phone
608.221.4889 Fax

TRC Environmental Corporation, Inc.
708 Heartland Trail, Ste 3000
Madison WI, 53717

Project: Madison Kipp Corporation - Madison, WI
Project Number: 419610.0002.000001
Project Manager: Andrew Stehn

MW-6S-202110

A214201-26 (Water)

Date Sampled
10/14/2021 12:52

Pace Analytical-Green Bay, WI

EPA 8260 — **Preparation Batch:MSV 59069**

Analyte	Result	Limit of Detection	Limit of Quantitation	Units	Dilution	Prepared	Analyzed	Method	Qualifiers
Bromobenzene	ND	0.36	1.0	ug/L	1	10/21/2021	10/21/2021 14:25	EPA 8260	
Bromochloromethane	ND	0.36	5.0	ug/L	1	10/21/2021	10/21/2021 14:25	EPA 8260	
Bromodichloromethane	ND	0.42	1.0	ug/L	1	10/21/2021	10/21/2021 14:25	EPA 8260	
Bromoform	ND	3.8	5.0	ug/L	1	10/21/2021	10/21/2021 14:25	EPA 8260	
Bromomethane	ND	1.2	5.0	ug/L	1	10/21/2021	10/21/2021 14:25	EPA 8260	
Carbon disulfide	ND	1.1	5.0	ug/L	1	10/21/2021	10/21/2021 14:25	EPA 8260	
Carbon tetrachloride	ND	0.37	1.0	ug/L	1	10/21/2021	10/21/2021 14:25	EPA 8260	
Chlorobenzene	ND	0.86	1.0	ug/L	1	10/21/2021	10/21/2021 14:25	EPA 8260	
Chloroethane	ND	1.4	5.0	ug/L	1	10/21/2021	10/21/2021 14:25	EPA 8260	
Chloroform	ND	1.2	5.0	ug/L	1	10/21/2021	10/21/2021 14:25	EPA 8260	
Chloromethane	ND	1.6	5.0	ug/L	1	10/21/2021	10/21/2021 14:25	EPA 8260	
cis-1,2-Dichloroethene	ND	0.47	1.0	ug/L	1	10/21/2021	10/21/2021 14:25	EPA 8260	
cis-1,3-Dichloropropene	ND	0.36	1.0	ug/L	1	10/21/2021	10/21/2021 14:25	EPA 8260	
Dibromochloromethane	ND	2.6	5.0	ug/L	1	10/21/2021	10/21/2021 14:25	EPA 8260	
Dibromomethane	ND	0.99	5.0	ug/L	1	10/21/2021	10/21/2021 14:25	EPA 8260	
Dichlorodifluoromethane	ND	0.46	5.0	ug/L	1	10/21/2021	10/21/2021 14:25	EPA 8260	
Diisopropyl ether	ND	1.1	5.0	ug/L	1	10/21/2021	10/21/2021 14:25	EPA 8260	
Ethylbenzene	ND	0.33	1.0	ug/L	1	10/21/2021	10/21/2021 14:25	EPA 8260	
Hexachloro-1,3-butadiene	ND	2.7	5.0	ug/L	1	10/21/2021	10/21/2021 14:25	EPA 8260	
Isopropylbenzene (Cumene)	ND	1.0	5.0	ug/L	1	10/21/2021	10/21/2021 14:25	EPA 8260	
m&p-Xylene	ND	0.70	2.0	ug/L	1	10/21/2021	10/21/2021 14:25	EPA 8260	
Methylene Chloride	ND	0.32	5.0	ug/L	1	10/21/2021	10/21/2021 14:25	EPA 8260	
Methyl-tert-butyl ether	ND	1.1	5.0	ug/L	1	10/21/2021	10/21/2021 14:25	EPA 8260	
Naphthalene	ND	1.1	5.0	ug/L	1	10/21/2021	10/21/2021 14:25	EPA 8260	
n-Butylbenzene	ND	0.86	1.0	ug/L	1	10/21/2021	10/21/2021 14:25	EPA 8260	
n-Hexane	ND	1.5	5.0	ug/L	1	10/21/2021	10/21/2021 14:25	EPA 8260	
n-Propylbenzene	ND	0.35	1.0	ug/L	1	10/21/2021	10/21/2021 14:25	EPA 8260	
o-Xylene	ND	0.35	1.0	ug/L	1	10/21/2021	10/21/2021 14:25	EPA 8260	
p-Isopropyltoluene	ND	1.0	5.0	ug/L	1	10/21/2021	10/21/2021 14:25	EPA 8260	
sec-Butylbenzene	ND	0.42	1.0	ug/L	1	10/21/2021	10/21/2021 14:25	EPA 8260	
Styrene	ND	0.36	1.0	ug/L	1	10/21/2021	10/21/2021 14:25	EPA 8260	
tert-Butylbenzene	ND	0.59	1.0	ug/L	1	10/21/2021	10/21/2021 14:25	EPA 8260	
Tetrachloroethene	ND	0.41	1.0	ug/L	1	10/21/2021	10/21/2021 14:25	EPA 8260	
Tetrahydrofuran	ND	2.4	25.0	ug/L	1	10/21/2021	10/21/2021 14:25	EPA 8260	
Toluene	ND	0.29	1.0	ug/L	1	10/21/2021	10/21/2021 14:25	EPA 8260	
trans-1,2-Dichloroethene	ND	0.53	1.0	ug/L	1	10/21/2021	10/21/2021 14:25	EPA 8260	
trans-1,3-Dichloropropene	ND	3.5	5.0	ug/L	1	10/21/2021	10/21/2021 14:25	EPA 8260	
Trichloroethene	ND	0.32	1.0	ug/L	1	10/21/2021	10/21/2021 14:25	EPA 8260	
Trichlorofluoromethane	ND	0.42	1.0	ug/L	1	10/21/2021	10/21/2021 14:25	EPA 8260	
Vinyl chloride	ND	0.17	1.0	ug/L	1	10/21/2021	10/21/2021 14:25	EPA 8260	
Xylene (Total)	ND	1.0	3.0	ug/L	1	10/21/2021	10/21/2021 14:25	EPA 8260	

Pace Analytical®
ENVIRONMENTAL SCIENCES
MOBILE LAB SERVICES

2525 Advance Road
Madison, WI 53718
608.221.8700 Phone
608.221.4889 Fax

TRC Environmental Corporation, Inc.	Project: Madison Kipp Corporation - Madison, WI
708 Heartland Trail, Ste 3000	Project Number: 419610.0002.000001
Madison WI, 53717	Project Manager: Andrew Stehn

MW-6S-202110

A214201-26 (Water)

Date Sampled
10/14/2021 12:52

Analyte	Result	Limit of Detection	Limit of Quantitation	Units	Dilution	Prepared	Analyzed	Method	Qualifiers
Pace Analytical-Green Bay, WI									
SM 2540C						**Preparation Batch:WET 44185**			
Total Dissolved Solids	**6230**	21.7	50.0	mg/L	1	10/21/2021	10/21/2021 14:45	SM 2540C	
SM 2540D						**Preparation Batch:WET 44164**			
Total Suspended Solids	**1.8**	0.95	2.0	mg/L	1	10/20/2021	10/20/2021 16:25	SM 2540D	J

Pace Analytical®
ENVIRONMENTAL SCIENCES
MOBILE LAB SERVICES

2525 Advance Road
Madison, WI 53718
608.221.8700 Phone
608.221.4889 Fax

TRC Environmental Corporation, Inc.
708 Heartland Trail, Ste 3000
Madison WI, 53717

Project: Madison Kipp Corporation - Madison, WI
Project Number: 419610.0002.000001
Project Manager: Andrew Stehn

MW-6D-202110

A214201-27 (Water)

Date Sampled
10/14/2021 11:05

Pace Analytical-Green Bay, WI

EPA 8260 — **Preparation Batch:MSV 59069**

Analyte	Result	Limit of Detection	Limit of Quantitation	Units	Dilution	Prepared	Analyzed	Method	Qualifiers
1,1,1,2-Tetrachloroethane	ND	3.6	10.0	ug/L	10	10/21/2021	10/21/2021 17:58	EPA 8260	
1,1,1-Trichloroethane	ND	3.0	10.0	ug/L	10	10/21/2021	10/21/2021 17:58	EPA 8260	
1,1,2,2-Tetrachloroethane	ND	3.8	10.0	ug/L	10	10/21/2021	10/21/2021 17:58	EPA 8260	
1,1,2-Trichloroethane	ND	3.4	50.0	ug/L	10	10/21/2021	10/21/2021 17:58	EPA 8260	
1,1,2-Trichlorotrifluoroethane	ND	3.8	50.0	ug/L	10	10/21/2021	10/21/2021 17:58	EPA 8260	
1,1-Dichloroethane	ND	3.0	10.0	ug/L	10	10/21/2021	10/21/2021 17:58	EPA 8260	
1,1-Dichloroethene	ND	5.8	10.0	ug/L	10	10/21/2021	10/21/2021 17:58	EPA 8260	
1,1-Dichloropropene	ND	4.1	10.0	ug/L	10	10/21/2021	10/21/2021 17:58	EPA 8260	
1,2,3-Trichlorobenzene	ND	10.2	50.0	ug/L	10	10/21/2021	10/21/2021 17:58	EPA 8260	
1,2,3-Trichloropropane	ND	5.6	50.0	ug/L	10	10/21/2021	10/21/2021 17:58	EPA 8260	
1,2,4-Trichlorobenzene	ND	9.5	50.0	ug/L	10	10/21/2021	10/21/2021 17:58	EPA 8260	
1,2,4-Trimethylbenzene	**4.9**	4.5	10.0	ug/L	10	10/21/2021	10/21/2021 17:58	EPA 8260	J
1,2-Dibromo-3-chloropropane	ND	23.7	50.0	ug/L	10	10/21/2021	10/21/2021 17:58	EPA 8260	
1,2-Dibromoethane (EDB)	ND	3.1	10.0	ug/L	10	10/21/2021	10/21/2021 17:58	EPA 8260	
1,2-Dichlorobenzene	ND	3.3	10.0	ug/L	10	10/21/2021	10/21/2021 17:58	EPA 8260	
1,2-Dichloroethane	ND	2.9	10.0	ug/L	10	10/21/2021	10/21/2021 17:58	EPA 8260	
1,2-Dichloropropane	ND	4.5	10.0	ug/L	10	10/21/2021	10/21/2021 17:58	EPA 8260	
1,3,5-Trimethylbenzene	ND	3.6	10.0	ug/L	10	10/21/2021	10/21/2021 17:58	EPA 8260	
1,3-Dichlorobenzene	ND	3.5	10.0	ug/L	10	10/21/2021	10/21/2021 17:58	EPA 8260	
1,3-Dichloropropane	ND	3.0	10.0	ug/L	10	10/21/2021	10/21/2021 17:58	EPA 8260	
1,4-Dichlorobenzene	ND	8.9	10.0	ug/L	10	10/21/2021	10/21/2021 17:58	EPA 8260	
2,2-Dichloropropane	ND	41.8	50.0	ug/L	10	10/21/2021	10/21/2021 17:58	EPA 8260	
2-Butanone (MEK)	ND	65.2	250	ug/L	10	10/21/2021	10/21/2021 17:58	EPA 8260	
2-Chlorotoluene	ND	8.9	50.0	ug/L	10	10/21/2021	10/21/2021 17:58	EPA 8260	
2-Hexanone	ND	62.8	250	ug/L	10	10/21/2021	10/21/2021 17:58	EPA 8260	
4-Chlorotoluene	ND	8.9	50.0	ug/L	10	10/21/2021	10/21/2021 17:58	EPA 8260	
4-Methyl-2-pentanone (MIBK)	ND	59.5	250	ug/L	10	10/21/2021	10/21/2021 17:58	EPA 8260	
Acetone	**104**	86.4	250	ug/L	10	10/21/2021	10/21/2021 17:58	EPA 8260	J
Benzene	**343**	3.0	10.0	ug/L	10	10/21/2021	10/21/2021 17:58	EPA 8260	
Bromobenzene	ND	3.6	10.0	ug/L	10	10/21/2021	10/21/2021 17:58	EPA 8260	
Bromochloromethane	ND	3.6	50.0	ug/L	10	10/21/2021	10/21/2021 17:58	EPA 8260	
Bromodichloromethane	ND	4.2	10.0	ug/L	10	10/21/2021	10/21/2021 17:58	EPA 8260	
Bromoform	ND	38.0	50.0	ug/L	10	10/21/2021	10/21/2021 17:58	EPA 8260	
Bromomethane	ND	11.9	50.0	ug/L	10	10/21/2021	10/21/2021 17:58	EPA 8260	
Carbon disulfide	ND	11.0	50.0	ug/L	10	10/21/2021	10/21/2021 17:58	EPA 8260	
Carbon tetrachloride	ND	3.7	10.0	ug/L	10	10/21/2021	10/21/2021 17:58	EPA 8260	
Chlorobenzene	ND	8.6	10.0	ug/L	10	10/21/2021	10/21/2021 17:58	EPA 8260	
Chloroethane	ND	13.8	50.0	ug/L	10	10/21/2021	10/21/2021 17:58	EPA 8260	
Chloroform	ND	11.8	50.0	ug/L	10	10/21/2021	10/21/2021 17:58	EPA 8260	
Chloromethane	ND	16.4	50.0	ug/L	10	10/21/2021	10/21/2021 17:58	EPA 8260	
cis-1,2-Dichloroethene	**11.7**	4.7	10.0	ug/L	10	10/21/2021	10/21/2021 17:58	EPA 8260	
cis-1,3-Dichloropropene	ND	3.6	10.0	ug/L	10	10/21/2021	10/21/2021 17:58	EPA 8260	
Dibromochloromethane	ND	26.4	50.0	ug/L	10	10/21/2021	10/21/2021 17:58	EPA 8260	
Dibromomethane	ND	9.9	50.0	ug/L	10	10/21/2021	10/21/2021 17:58	EPA 8260	

Pace Analytical®
ENVIRONMENTAL SCIENCES
MOBILE LAB SERVICES

2525 Advance Road
Madison, WI 53718
608.221.8700 Phone
608.221.4889 Fax

TRC Environmental Corporation, Inc.
708 Heartland Trail, Ste 3000
Madison WI, 53717

Project: Madison Kipp Corporation - Madison, WI
Project Number: 419610.0002.000001
Project Manager: Andrew Stehn

MW-6D-202110

A214201-27 (Water)

Date Sampled
10/14/2021 11:05

Pace Analytical-Green Bay, WI

EPA 8260 — **Preparation Batch:MSV 59069**

Analyte	Result	Limit of Detection	Limit of Quantitation	Units	Dilution	Prepared	Analyzed	Method	Qualifiers
Dichlorodifluoromethane	ND	4.6	50.0	ug/L	10	10/21/2021	10/21/2021 17:58	EPA 8260	
Diisopropyl ether	ND	11.0	50.0	ug/L	10	10/21/2021	10/21/2021 17:58	EPA 8260	
Ethylbenzene	ND	3.3	10.0	ug/L	10	10/21/2021	10/21/2021 17:58	EPA 8260	
Hexachloro-1,3-butadiene	ND	27.4	50.0	ug/L	10	10/21/2021	10/21/2021 17:58	EPA 8260	
Isopropylbenzene (Cumene)	**16.0**	10.0	50.0	ug/L	10	10/21/2021	10/21/2021 17:58	EPA 8260	J
m&p-Xylene	ND	7.0	20.0	ug/L	10	10/21/2021	10/21/2021 17:58	EPA 8260	
Methylene Chloride	ND	3.2	50.0	ug/L	10	10/21/2021	10/21/2021 17:58	EPA 8260	
Methyl-tert-butyl ether	ND	11.3	50.0	ug/L	10	10/21/2021	10/21/2021 17:58	EPA 8260	
Naphthalene	ND	11.3	50.0	ug/L	10	10/21/2021	10/21/2021 17:58	EPA 8260	
n-Butylbenzene	ND	8.6	10.0	ug/L	10	10/21/2021	10/21/2021 17:58	EPA 8260	
n-Hexane	ND	14.6	50.0	ug/L	10	10/21/2021	10/21/2021 17:58	EPA 8260	
n-Propylbenzene	**4.9**	3.5	10.0	ug/L	10	10/21/2021	10/21/2021 17:58	EPA 8260	J
o-Xylene	ND	3.5	10.0	ug/L	10	10/21/2021	10/21/2021 17:58	EPA 8260	
p-Isopropyltoluene	ND	10.4	50.0	ug/L	10	10/21/2021	10/21/2021 17:58	EPA 8260	
sec-Butylbenzene	ND	4.2	10.0	ug/L	10	10/21/2021	10/21/2021 17:58	EPA 8260	
Styrene	ND	3.6	10.0	ug/L	10	10/21/2021	10/21/2021 17:58	EPA 8260	
tert-Butylbenzene	ND	5.9	10.0	ug/L	10	10/21/2021	10/21/2021 17:58	EPA 8260	
Tetrachloroethene	ND	4.1	10.0	ug/L	10	10/21/2021	10/21/2021 17:58	EPA 8260	
Tetrahydrofuran	ND	24.2	250	ug/L	10	10/21/2021	10/21/2021 17:58	EPA 8260	
Toluene	**16.3**	2.9	10.0	ug/L	10	10/21/2021	10/21/2021 17:58	EPA 8260	
trans-1,2-Dichloroethene	ND	5.3	10.0	ug/L	10	10/21/2021	10/21/2021 17:58	EPA 8260	
trans-1,3-Dichloropropene	ND	34.6	50.0	ug/L	10	10/21/2021	10/21/2021 17:58	EPA 8260	
Trichloroethene	**11.7**	3.2	10.0	ug/L	10	10/21/2021	10/21/2021 17:58	EPA 8260	
Trichlorofluoromethane	ND	4.2	10.0	ug/L	10	10/21/2021	10/21/2021 17:58	EPA 8260	
Vinyl chloride	ND	1.7	10.0	ug/L	10	10/21/2021	10/21/2021 17:58	EPA 8260	
Xylene (Total)	ND	10.5	30.0	ug/L	10	10/21/2021	10/21/2021 17:58	EPA 8260	

Pace Analytical®
ENVIRONMENTAL SCIENCES
MOBILE LAB SERVICES

2525 Advance Road
Madison, WI 53718
608.221.8700 Phone
608.221.4889 Fax

TRC Environmental Corporation, Inc.
708 Heartland Trail, Ste 3000
Madison WI, 53717

Project: Madison Kipp Corporation - Madison, WI
Project Number: 419610.0002.000001
Project Manager: Andrew Stehn

MW-17-202110

A214201-28 (Water)

Date Sampled
10/14/2021 10:21

Pace Analytical-Green Bay, WI

EPA 8260 — **Preparation Batch:MSV 59069**

Analyte	Result	Limit of Detection	Limit of Quantitation	Units	Dilution	Prepared	Analyzed	Method	Qualifiers
1,1,1,2-Tetrachloroethane	ND	3.6	10.0	ug/L	10	10/21/2021	10/21/2021 18:17	EPA 8260	
1,1,1-Trichloroethane	ND	3.0	10.0	ug/L	10	10/21/2021	10/21/2021 18:17	EPA 8260	
1,1,2,2-Tetrachloroethane	ND	3.8	10.0	ug/L	10	10/21/2021	10/21/2021 18:17	EPA 8260	
1,1,2-Trichloroethane	ND	3.4	50.0	ug/L	10	10/21/2021	10/21/2021 18:17	EPA 8260	
1,1,2-Trichlorotrifluoroethane	ND	3.8	50.0	ug/L	10	10/21/2021	10/21/2021 18:17	EPA 8260	
1,1-Dichloroethane	ND	3.0	10.0	ug/L	10	10/21/2021	10/21/2021 18:17	EPA 8260	
1,1-Dichloroethene	ND	5.8	10.0	ug/L	10	10/21/2021	10/21/2021 18:17	EPA 8260	
1,1-Dichloropropene	ND	4.1	10.0	ug/L	10	10/21/2021	10/21/2021 18:17	EPA 8260	
1,2,3-Trichlorobenzene	ND	10.2	50.0	ug/L	10	10/21/2021	10/21/2021 18:17	EPA 8260	
1,2,3-Trichloropropane	ND	5.6	50.0	ug/L	10	10/21/2021	10/21/2021 18:17	EPA 8260	
1,2,4-Trichlorobenzene	ND	9.5	50.0	ug/L	10	10/21/2021	10/21/2021 18:17	EPA 8260	
1,2,4-Trimethylbenzene	ND	4.5	10.0	ug/L	10	10/21/2021	10/21/2021 18:17	EPA 8260	
1,2-Dibromo-3-chloropropane	ND	23.7	50.0	ug/L	10	10/21/2021	10/21/2021 18:17	EPA 8260	
1,2-Dibromoethane (EDB)	ND	3.1	10.0	ug/L	10	10/21/2021	10/21/2021 18:17	EPA 8260	
1,2-Dichlorobenzene	ND	3.3	10.0	ug/L	10	10/21/2021	10/21/2021 18:17	EPA 8260	
1,2-Dichloroethane	ND	2.9	10.0	ug/L	10	10/21/2021	10/21/2021 18:17	EPA 8260	
1,2-Dichloropropane	ND	4.5	10.0	ug/L	10	10/21/2021	10/21/2021 18:17	EPA 8260	
1,3,5-Trimethylbenzene	ND	3.6	10.0	ug/L	10	10/21/2021	10/21/2021 18:17	EPA 8260	
1,3-Dichlorobenzene	ND	3.5	10.0	ug/L	10	10/21/2021	10/21/2021 18:17	EPA 8260	
1,3-Dichloropropane	ND	3.0	10.0	ug/L	10	10/21/2021	10/21/2021 18:17	EPA 8260	
1,4-Dichlorobenzene	ND	8.9	10.0	ug/L	10	10/21/2021	10/21/2021 18:17	EPA 8260	
2,2-Dichloropropane	ND	41.8	50.0	ug/L	10	10/21/2021	10/21/2021 18:17	EPA 8260	
2-Butanone (MEK)	ND	65.2	250	ug/L	10	10/21/2021	10/21/2021 18:17	EPA 8260	
2-Chlorotoluene	ND	8.9	50.0	ug/L	10	10/21/2021	10/21/2021 18:17	EPA 8260	
2-Hexanone	ND	62.8	250	ug/L	10	10/21/2021	10/21/2021 18:17	EPA 8260	
4-Chlorotoluene	ND	8.9	50.0	ug/L	10	10/21/2021	10/21/2021 18:17	EPA 8260	
4-Methyl-2-pentanone (MIBK)	ND	59.5	250	ug/L	10	10/21/2021	10/21/2021 18:17	EPA 8260	
Acetone	ND	86.4	250	ug/L	10	10/21/2021	10/21/2021 18:17	EPA 8260	
Benzene	ND	3.0	10.0	ug/L	10	10/21/2021	10/21/2021 18:17	EPA 8260	
Bromobenzene	ND	3.6	10.0	ug/L	10	10/21/2021	10/21/2021 18:17	EPA 8260	
Bromochloromethane	ND	3.6	50.0	ug/L	10	10/21/2021	10/21/2021 18:17	EPA 8260	
Bromodichloromethane	ND	4.2	10.0	ug/L	10	10/21/2021	10/21/2021 18:17	EPA 8260	
Bromoform	ND	38.0	50.0	ug/L	10	10/21/2021	10/21/2021 18:17	EPA 8260	
Bromomethane	ND	11.9	50.0	ug/L	10	10/21/2021	10/21/2021 18:17	EPA 8260	
Carbon disulfide	ND	11.0	50.0	ug/L	10	10/21/2021	10/21/2021 18:17	EPA 8260	
Carbon tetrachloride	ND	3.7	10.0	ug/L	10	10/21/2021	10/21/2021 18:17	EPA 8260	
Chlorobenzene	ND	8.6	10.0	ug/L	10	10/21/2021	10/21/2021 18:17	EPA 8260	
Chloroethane	ND	13.8	50.0	ug/L	10	10/21/2021	10/21/2021 18:17	EPA 8260	
Chloroform	ND	11.8	50.0	ug/L	10	10/21/2021	10/21/2021 18:17	EPA 8260	
Chloromethane	ND	16.4	50.0	ug/L	10	10/21/2021	10/21/2021 18:17	EPA 8260	
cis-1,2-Dichloroethene	**8.5**	4.7	10.0	ug/L	10	10/21/2021	10/21/2021 18:17	EPA 8260	J
cis-1,3-Dichloropropene	ND	3.6	10.0	ug/L	10	10/21/2021	10/21/2021 18:17	EPA 8260	
Dibromochloromethane	ND	26.4	50.0	ug/L	10	10/21/2021	10/21/2021 18:17	EPA 8260	
Dibromomethane	ND	9.9	50.0	ug/L	10	10/21/2021	10/21/2021 18:17	EPA 8260	

Pace Analytical®
ENVIRONMENTAL SCIENCES
MOBILE LAB SERVICES

2525 Advance Road
Madison, WI 53718
608.221.8700 Phone
608.221.4889 Fax

TRC Environmental Corporation, Inc.
708 Heartland Trail, Ste 3000
Madison WI, 53717

Project: Madison Kipp Corporation - Madison, WI
Project Number: 419610.0002.000001
Project Manager: Andrew Stehn

MW-17-202110

A214201-28 (Water)

Date Sampled
10/14/2021 10:21

Pace Analytical-Green Bay, WI

EPA 8260 — **Preparation Batch:MSV 59069**

Analyte	Result	Limit of Detection	Limit of Quantitation	Units	Dilution	Prepared	Analyzed	Method	Qualifiers
Dichlorodifluoromethane	ND	4.6	50.0	ug/L	10	10/21/2021	10/21/2021 18:17	EPA 8260	
Diisopropyl ether	ND	11.0	50.0	ug/L	10	10/21/2021	10/21/2021 18:17	EPA 8260	
Ethylbenzene	ND	3.3	10.0	ug/L	10	10/21/2021	10/21/2021 18:17	EPA 8260	
Hexachloro-1,3-butadiene	ND	27.4	50.0	ug/L	10	10/21/2021	10/21/2021 18:17	EPA 8260	
Isopropylbenzene (Cumene)	ND	10.0	50.0	ug/L	10	10/21/2021	10/21/2021 18:17	EPA 8260	
m&p-Xylene	ND	7.0	20.0	ug/L	10	10/21/2021	10/21/2021 18:17	EPA 8260	
Methylene Chloride	ND	3.2	50.0	ug/L	10	10/21/2021	10/21/2021 18:17	EPA 8260	
Methyl-tert-butyl ether	ND	11.3	50.0	ug/L	10	10/21/2021	10/21/2021 18:17	EPA 8260	
Naphthalene	ND	11.3	50.0	ug/L	10	10/21/2021	10/21/2021 18:17	EPA 8260	
n-Butylbenzene	ND	8.6	10.0	ug/L	10	10/21/2021	10/21/2021 18:17	EPA 8260	
n-Hexane	ND	14.6	50.0	ug/L	10	10/21/2021	10/21/2021 18:17	EPA 8260	
n-Propylbenzene	ND	3.5	10.0	ug/L	10	10/21/2021	10/21/2021 18:17	EPA 8260	
o-Xylene	ND	3.5	10.0	ug/L	10	10/21/2021	10/21/2021 18:17	EPA 8260	
p-Isopropyltoluene	ND	10.4	50.0	ug/L	10	10/21/2021	10/21/2021 18:17	EPA 8260	
sec-Butylbenzene	ND	4.2	10.0	ug/L	10	10/21/2021	10/21/2021 18:17	EPA 8260	
Styrene	ND	3.6	10.0	ug/L	10	10/21/2021	10/21/2021 18:17	EPA 8260	
tert-Butylbenzene	ND	5.9	10.0	ug/L	10	10/21/2021	10/21/2021 18:17	EPA 8260	
Tetrachloroethene	**823**	4.1	10.0	ug/L	10	10/21/2021	10/21/2021 18:17	EPA 8260	
Tetrahydrofuran	ND	24.2	250	ug/L	10	10/21/2021	10/21/2021 18:17	EPA 8260	
Toluene	ND	2.9	10.0	ug/L	10	10/21/2021	10/21/2021 18:17	EPA 8260	
trans-1,2-Dichloroethene	ND	5.3	10.0	ug/L	10	10/21/2021	10/21/2021 18:17	EPA 8260	
trans-1,3-Dichloropropene	ND	34.6	50.0	ug/L	10	10/21/2021	10/21/2021 18:17	EPA 8260	
Trichloroethene	**54.4**	3.2	10.0	ug/L	10	10/21/2021	10/21/2021 18:17	EPA 8260	
Trichlorofluoromethane	ND	4.2	10.0	ug/L	10	10/21/2021	10/21/2021 18:17	EPA 8260	
Vinyl chloride	ND	1.7	10.0	ug/L	10	10/21/2021	10/21/2021 18:17	EPA 8260	
Xylene (Total)	ND	10.5	30.0	ug/L	10	10/21/2021	10/21/2021 18:17	EPA 8260	

Pace Analytical®
ENVIRONMENTAL SCIENCES
MOBILE LAB SERVICES

2525 Advance Road
Madison, WI 53718
608.221.8700 Phone
608.221.4889 Fax

TRC Environmental Corporation, Inc.
708 Heartland Trail, Ste 3000
Madison WI, 53717

Project: Madison Kipp Corporation - Madison, WI
Project Number: 419610.0002.000001
Project Manager: Andrew Stehn

MW-24-202110

A214201-29 (Water)

Date Sampled
10/14/2021 12:56

Pace Analytical - Madison

Polychlorinated Biphenyls by EPA Method 8082 — **Preparation Batch:A110156**

Analyte	Result	Limit of Detection	Limit of Quantitation	Units	Dilution	Prepared	Analyzed	Method	Qualifiers
PCB-1016	ND	0.0072	0.13	ug/L	1	10/20/2021	10/22/2021 03:34	EPA 8082A	
PCB-1221	ND	0.026	0.25	ug/L	1	10/20/2021	10/22/2021 03:34	EPA 8082A	
PCB-1232	ND	0.0042	0.13	ug/L	1	10/20/2021	10/22/2021 03:34	EPA 8082A	
PCB-1242	ND	0.013	0.13	ug/L	1	10/20/2021	10/22/2021 03:34	EPA 8082A	
PCB-1248	ND	0.011	0.13	ug/L	1	10/20/2021	10/22/2021 03:34	EPA 8082A	
PCB-1254	ND	0.010	0.13	ug/L	1	10/20/2021	10/22/2021 03:34	EPA 8082A	
PCB-1260	ND	0.012	0.13	ug/L	1	10/20/2021	10/22/2021 03:34	EPA 8082A	
Total PCBs	ND	0.026	0.25	ug/L	1	10/20/2021	10/22/2021 03:34	EPA 8082A	
Surrogate: Tetrachloro-meta-xylene			*104 %*	*60.7-128*		*10/20/2021*	*10/22/2021 03:34*	*EPA 8082A*	
Surrogate: Decachlorobiphenyl			*119 %*	*57.1-151*		*10/20/2021*	*10/22/2021 03:34*	*EPA 8082A*	

Pace Analytical-Green Bay, WI

SM 2540C — **Preparation Batch:WET 44165**

Total Dissolved Solids	**2670**	8.7	20.0	mg/L	1	10/20/2021	10/20/2021 14:32	SM 2540C	

SM 2540D — **Preparation Batch:WET 44164**

Total Suspended Solids	**3.4**	0.95	2.0	mg/L	1	10/20/2021	10/20/2021 16:25	SM 2540D	

Pace Analytical®
ENVIRONMENTAL SCIENCES
MOBILE LAB SERVICES

2525 Advance Road
Madison, WI 53718
608.221.8700 Phone
608.221.4889 Fax

TRC Environmental Corporation, Inc.
708 Heartland Trail, Ste 3000
Madison WI, 53717

Project: Madison Kipp Corporation - Madison, WI
Project Number: 419610.0002.000001
Project Manager: Andrew Stehn

MW-25D-202110

A214201-30 (Water)

Date Sampled
10/13/2021 13:28

Pace Analytical-Green Bay, WI

EPA 8260 — **Preparation Batch:MSV 59069**

Analyte	Result	Limit of Detection	Limit of Quantitation	Units	Dilution	Prepared	Analyzed	Method	Qualifiers
1,1,1,2-Tetrachloroethane	ND	0.36	1.0	ug/L	1	10/21/2021	10/21/2021 14:45	EPA 8260	
1,1,1-Trichloroethane	ND	0.30	1.0	ug/L	1	10/21/2021	10/21/2021 14:45	EPA 8260	
1,1,2,2-Tetrachloroethane	ND	0.38	1.0	ug/L	1	10/21/2021	10/21/2021 14:45	EPA 8260	
1,1,2-Trichloroethane	ND	0.34	5.0	ug/L	1	10/21/2021	10/21/2021 14:45	EPA 8260	
1,1,2-Trichlorotrifluoroethane	ND	0.38	5.0	ug/L	1	10/21/2021	10/21/2021 14:45	EPA 8260	
1,1-Dichloroethane	ND	0.30	1.0	ug/L	1	10/21/2021	10/21/2021 14:45	EPA 8260	
1,1-Dichloroethene	ND	0.58	1.0	ug/L	1	10/21/2021	10/21/2021 14:45	EPA 8260	
1,1-Dichloropropene	ND	0.41	1.0	ug/L	1	10/21/2021	10/21/2021 14:45	EPA 8260	
1,2,3-Trichlorobenzene	ND	1.0	5.0	ug/L	1	10/21/2021	10/21/2021 14:45	EPA 8260	
1,2,3-Trichloropropane	ND	0.56	5.0	ug/L	1	10/21/2021	10/21/2021 14:45	EPA 8260	
1,2,4-Trichlorobenzene	ND	0.95	5.0	ug/L	1	10/21/2021	10/21/2021 14:45	EPA 8260	
1,2,4-Trimethylbenzene	ND	0.45	1.0	ug/L	1	10/21/2021	10/21/2021 14:45	EPA 8260	
1,2-Dibromo-3-chloropropane	ND	2.4	5.0	ug/L	1	10/21/2021	10/21/2021 14:45	EPA 8260	
1,2-Dibromoethane (EDB)	ND	0.31	1.0	ug/L	1	10/21/2021	10/21/2021 14:45	EPA 8260	
1,2-Dichlorobenzene	ND	0.33	1.0	ug/L	1	10/21/2021	10/21/2021 14:45	EPA 8260	
1,2-Dichloroethane	ND	0.29	1.0	ug/L	1	10/21/2021	10/21/2021 14:45	EPA 8260	
1,2-Dichloropropane	ND	0.45	1.0	ug/L	1	10/21/2021	10/21/2021 14:45	EPA 8260	
1,3,5-Trimethylbenzene	ND	0.36	1.0	ug/L	1	10/21/2021	10/21/2021 14:45	EPA 8260	
1,3-Dichlorobenzene	ND	0.35	1.0	ug/L	1	10/21/2021	10/21/2021 14:45	EPA 8260	
1,3-Dichloropropane	ND	0.30	1.0	ug/L	1	10/21/2021	10/21/2021 14:45	EPA 8260	
1,4-Dichlorobenzene	ND	0.89	1.0	ug/L	1	10/21/2021	10/21/2021 14:45	EPA 8260	
2,2-Dichloropropane	ND	4.2	5.0	ug/L	1	10/21/2021	10/21/2021 14:45	EPA 8260	
2-Butanone (MEK)	ND	6.5	25.0	ug/L	1	10/21/2021	10/21/2021 14:45	EPA 8260	
2-Chlorotoluene	ND	0.89	5.0	ug/L	1	10/21/2021	10/21/2021 14:45	EPA 8260	
2-Hexanone	ND	6.3	25.0	ug/L	1	10/21/2021	10/21/2021 14:45	EPA 8260	
4-Chlorotoluene	ND	0.89	5.0	ug/L	1	10/21/2021	10/21/2021 14:45	EPA 8260	
4-Methyl-2-pentanone (MIBK)	ND	6.0	25.0	ug/L	1	10/21/2021	10/21/2021 14:45	EPA 8260	
Acetone	ND	8.6	25.0	ug/L	1	10/21/2021	10/21/2021 14:45	EPA 8260	
Benzene	ND	0.30	1.0	ug/L	1	10/21/2021	10/21/2021 14:45	EPA 8260	
Bromobenzene	ND	0.36	1.0	ug/L	1	10/21/2021	10/21/2021 14:45	EPA 8260	
Bromochloromethane	ND	0.36	5.0	ug/L	1	10/21/2021	10/21/2021 14:45	EPA 8260	
Bromodichloromethane	ND	0.42	1.0	ug/L	1	10/21/2021	10/21/2021 14:45	EPA 8260	
Bromoform	ND	3.8	5.0	ug/L	1	10/21/2021	10/21/2021 14:45	EPA 8260	
Bromomethane	ND	1.2	5.0	ug/L	1	10/21/2021	10/21/2021 14:45	EPA 8260	
Carbon disulfide	ND	1.1	5.0	ug/L	1	10/21/2021	10/21/2021 14:45	EPA 8260	
Carbon tetrachloride	ND	0.37	1.0	ug/L	1	10/21/2021	10/21/2021 14:45	EPA 8260	
Chlorobenzene	ND	0.86	1.0	ug/L	1	10/21/2021	10/21/2021 14:45	EPA 8260	
Chloroethane	ND	1.4	5.0	ug/L	1	10/21/2021	10/21/2021 14:45	EPA 8260	
Chloroform	ND	1.2	5.0	ug/L	1	10/21/2021	10/21/2021 14:45	EPA 8260	
Chloromethane	ND	1.6	5.0	ug/L	1	10/21/2021	10/21/2021 14:45	EPA 8260	
cis-1,2-Dichloroethene	ND	0.47	1.0	ug/L	1	10/21/2021	10/21/2021 14:45	EPA 8260	
cis-1,3-Dichloropropene	ND	0.36	1.0	ug/L	1	10/21/2021	10/21/2021 14:45	EPA 8260	
Dibromochloromethane	ND	2.6	5.0	ug/L	1	10/21/2021	10/21/2021 14:45	EPA 8260	
Dibromomethane	ND	0.99	5.0	ug/L	1	10/21/2021	10/21/2021 14:45	EPA 8260	

Pace Analytical®
ENVIRONMENTAL SCIENCES
MOBILE LAB SERVICES

2525 Advance Road
Madison, WI 53718
608.221.8700 Phone
608.221.4889 Fax

TRC Environmental Corporation, Inc.
708 Heartland Trail, Ste 3000
Madison WI, 53717

Project: Madison Kipp Corporation - Madison, WI
Project Number: 419610.0002.000001
Project Manager: Andrew Stehn

MW-25D-202110

A214201-30 (Water)

Date Sampled
10/13/2021 13:28

Pace Analytical-Green Bay, WI

EPA 8260 — **Preparation Batch:MSV 59069**

Analyte	Result	Limit of Detection	Limit of Quantitation	Units	Dilution	Prepared	Analyzed	Method	Qualifiers
Dichlorodifluoromethane	ND	0.46	5.0	ug/L	1	10/21/2021	10/21/2021 14:45	EPA 8260	
Diisopropyl ether	ND	1.1	5.0	ug/L	1	10/21/2021	10/21/2021 14:45	EPA 8260	
Ethylbenzene	ND	0.33	1.0	ug/L	1	10/21/2021	10/21/2021 14:45	EPA 8260	
Hexachloro-1,3-butadiene	ND	2.7	5.0	ug/L	1	10/21/2021	10/21/2021 14:45	EPA 8260	
Isopropylbenzene (Cumene)	ND	1.0	5.0	ug/L	1	10/21/2021	10/21/2021 14:45	EPA 8260	
m&p-Xylene	ND	0.70	2.0	ug/L	1	10/21/2021	10/21/2021 14:45	EPA 8260	
Methylene Chloride	ND	0.32	5.0	ug/L	1	10/21/2021	10/21/2021 14:45	EPA 8260	
Methyl-tert-butyl ether	ND	1.1	5.0	ug/L	1	10/21/2021	10/21/2021 14:45	EPA 8260	
Naphthalene	ND	1.1	5.0	ug/L	1	10/21/2021	10/21/2021 14:45	EPA 8260	
n-Butylbenzene	ND	0.86	1.0	ug/L	1	10/21/2021	10/21/2021 14:45	EPA 8260	
n-Hexane	ND	1.5	5.0	ug/L	1	10/21/2021	10/21/2021 14:45	EPA 8260	
n-Propylbenzene	ND	0.35	1.0	ug/L	1	10/21/2021	10/21/2021 14:45	EPA 8260	
o-Xylene	ND	0.35	1.0	ug/L	1	10/21/2021	10/21/2021 14:45	EPA 8260	
p-Isopropyltoluene	ND	1.0	5.0	ug/L	1	10/21/2021	10/21/2021 14:45	EPA 8260	
sec-Butylbenzene	ND	0.42	1.0	ug/L	1	10/21/2021	10/21/2021 14:45	EPA 8260	
Styrene	ND	0.36	1.0	ug/L	1	10/21/2021	10/21/2021 14:45	EPA 8260	
tert-Butylbenzene	ND	0.59	1.0	ug/L	1	10/21/2021	10/21/2021 14:45	EPA 8260	
Tetrachloroethene	ND	0.41	1.0	ug/L	1	10/21/2021	10/21/2021 14:45	EPA 8260	
Tetrahydrofuran	ND	2.4	25.0	ug/L	1	10/21/2021	10/21/2021 14:45	EPA 8260	
Toluene	ND	0.29	1.0	ug/L	1	10/21/2021	10/21/2021 14:45	EPA 8260	
trans-1,2-Dichloroethene	ND	0.53	1.0	ug/L	1	10/21/2021	10/21/2021 14:45	EPA 8260	
trans-1,3-Dichloropropene	ND	3.5	5.0	ug/L	1	10/21/2021	10/21/2021 14:45	EPA 8260	
Trichloroethene	ND	0.32	1.0	ug/L	1	10/21/2021	10/21/2021 14:45	EPA 8260	
Trichlorofluoromethane	ND	0.42	1.0	ug/L	1	10/21/2021	10/21/2021 14:45	EPA 8260	
Vinyl chloride	ND	0.17	1.0	ug/L	1	10/21/2021	10/21/2021 14:45	EPA 8260	
Xylene (Total)	ND	1.0	3.0	ug/L	1	10/21/2021	10/21/2021 14:45	EPA 8260	

Pace Analytical®
ENVIRONMENTAL SCIENCES
MOBILE LAB SERVICES

2525 Advance Road
Madison, WI 53718
608.221.8700 Phone
608.221.4889 Fax

TRC Environmental Corporation, Inc.
708 Heartland Trail, Ste 3000
Madison WI, 53717

Project: Madison Kipp Corporation - Madison, WI
Project Number: 419610.0002.000001
Project Manager: Andrew Stehn

MW-25D2-202110

A214201-31 (Water)

Date Sampled
10/13/2021 11:16

Pace Analytical-Green Bay, WI

EPA 8260 — **Preparation Batch:MSV 59069**

Analyte	Result	Limit of Detection	Limit of Quantitation	Units	Dilution	Prepared	Analyzed	Method	Qualifiers
1,1,1,2-Tetrachloroethane	ND	0.36	1.0	ug/L	1	10/21/2021	10/21/2021 15:04	EPA 8260	
1,1,1-Trichloroethane	ND	0.30	1.0	ug/L	1	10/21/2021	10/21/2021 15:04	EPA 8260	
1,1,2,2-Tetrachloroethane	ND	0.38	1.0	ug/L	1	10/21/2021	10/21/2021 15:04	EPA 8260	
1,1,2-Trichloroethane	ND	0.34	5.0	ug/L	1	10/21/2021	10/21/2021 15:04	EPA 8260	
1,1,2-Trichlorotrifluoroethane	ND	0.38	5.0	ug/L	1	10/21/2021	10/21/2021 15:04	EPA 8260	
1,1-Dichloroethane	ND	0.30	1.0	ug/L	1	10/21/2021	10/21/2021 15:04	EPA 8260	
1,1-Dichloroethene	ND	0.58	1.0	ug/L	1	10/21/2021	10/21/2021 15:04	EPA 8260	
1,1-Dichloropropene	ND	0.41	1.0	ug/L	1	10/21/2021	10/21/2021 15:04	EPA 8260	
1,2,3-Trichlorobenzene	ND	1.0	5.0	ug/L	1	10/21/2021	10/21/2021 15:04	EPA 8260	
1,2,3-Trichloropropane	ND	0.56	5.0	ug/L	1	10/21/2021	10/21/2021 15:04	EPA 8260	
1,2,4-Trichlorobenzene	ND	0.95	5.0	ug/L	1	10/21/2021	10/21/2021 15:04	EPA 8260	
1,2,4-Trimethylbenzene	ND	0.45	1.0	ug/L	1	10/21/2021	10/21/2021 15:04	EPA 8260	
1,2-Dibromo-3-chloropropane	ND	2.4	5.0	ug/L	1	10/21/2021	10/21/2021 15:04	EPA 8260	
1,2-Dibromoethane (EDB)	ND	0.31	1.0	ug/L	1	10/21/2021	10/21/2021 15:04	EPA 8260	
1,2-Dichlorobenzene	ND	0.33	1.0	ug/L	1	10/21/2021	10/21/2021 15:04	EPA 8260	
1,2-Dichloroethane	ND	0.29	1.0	ug/L	1	10/21/2021	10/21/2021 15:04	EPA 8260	
1,2-Dichloropropane	ND	0.45	1.0	ug/L	1	10/21/2021	10/21/2021 15:04	EPA 8260	
1,3,5-Trimethylbenzene	ND	0.36	1.0	ug/L	1	10/21/2021	10/21/2021 15:04	EPA 8260	
1,3-Dichlorobenzene	ND	0.35	1.0	ug/L	1	10/21/2021	10/21/2021 15:04	EPA 8260	
1,3-Dichloropropane	ND	0.30	1.0	ug/L	1	10/21/2021	10/21/2021 15:04	EPA 8260	
1,4-Dichlorobenzene	ND	0.89	1.0	ug/L	1	10/21/2021	10/21/2021 15:04	EPA 8260	
2,2-Dichloropropane	ND	4.2	5.0	ug/L	1	10/21/2021	10/21/2021 15:04	EPA 8260	
2-Butanone (MEK)	ND	6.5	25.0	ug/L	1	10/21/2021	10/21/2021 15:04	EPA 8260	
2-Chlorotoluene	ND	0.89	5.0	ug/L	1	10/21/2021	10/21/2021 15:04	EPA 8260	
2-Hexanone	ND	6.3	25.0	ug/L	1	10/21/2021	10/21/2021 15:04	EPA 8260	
4-Chlorotoluene	ND	0.89	5.0	ug/L	1	10/21/2021	10/21/2021 15:04	EPA 8260	
4-Methyl-2-pentanone (MIBK)	ND	6.0	25.0	ug/L	1	10/21/2021	10/21/2021 15:04	EPA 8260	
Acetone	ND	8.6	25.0	ug/L	1	10/21/2021	10/21/2021 15:04	EPA 8260	
Benzene	ND	0.30	1.0	ug/L	1	10/21/2021	10/21/2021 15:04	EPA 8260	
Bromobenzene	ND	0.36	1.0	ug/L	1	10/21/2021	10/21/2021 15:04	EPA 8260	
Bromochloromethane	ND	0.36	5.0	ug/L	1	10/21/2021	10/21/2021 15:04	EPA 8260	
Bromodichloromethane	ND	0.42	1.0	ug/L	1	10/21/2021	10/21/2021 15:04	EPA 8260	
Bromoform	ND	3.8	5.0	ug/L	1	10/21/2021	10/21/2021 15:04	EPA 8260	
Bromomethane	ND	1.2	5.0	ug/L	1	10/21/2021	10/21/2021 15:04	EPA 8260	
Carbon disulfide	ND	1.1	5.0	ug/L	1	10/21/2021	10/21/2021 15:04	EPA 8260	
Carbon tetrachloride	ND	0.37	1.0	ug/L	1	10/21/2021	10/21/2021 15:04	EPA 8260	
Chlorobenzene	ND	0.86	1.0	ug/L	1	10/21/2021	10/21/2021 15:04	EPA 8260	
Chloroethane	ND	1.4	5.0	ug/L	1	10/21/2021	10/21/2021 15:04	EPA 8260	
Chloroform	ND	1.2	5.0	ug/L	1	10/21/2021	10/21/2021 15:04	EPA 8260	
Chloromethane	ND	1.6	5.0	ug/L	1	10/21/2021	10/21/2021 15:04	EPA 8260	
cis-1,2-Dichloroethene	ND	0.47	1.0	ug/L	1	10/21/2021	10/21/2021 15:04	EPA 8260	
cis-1,3-Dichloropropene	ND	0.36	1.0	ug/L	1	10/21/2021	10/21/2021 15:04	EPA 8260	
Dibromochloromethane	ND	2.6	5.0	ug/L	1	10/21/2021	10/21/2021 15:04	EPA 8260	
Dibromomethane	ND	0.99	5.0	ug/L	1	10/21/2021	10/21/2021 15:04	EPA 8260	

Pace Analytical®
ENVIRONMENTAL SCIENCES
MOBILE LAB SERVICES

2525 Advance Road
Madison, WI 53718
608.221.8700 Phone
608.221.4889 Fax

TRC Environmental Corporation, Inc.
708 Heartland Trail, Ste 3000
Madison WI, 53717

Project: Madison Kipp Corporation - Madison, WI
Project Number: 419610.0002.000001
Project Manager: Andrew Stehn

MW-25D2-202110

A214201-31 (Water)

Date Sampled
10/13/2021 11:16

Pace Analytical-Green Bay, WI

EPA 8260 — **Preparation Batch:MSV 59069**

Analyte	Result	Limit of Detection	Limit of Quantitation	Units	Dilution	Prepared	Analyzed	Method	Qualifiers
Dichlorodifluoromethane	ND	0.46	5.0	ug/L	1	10/21/2021	10/21/2021 15:04	EPA 8260	
Diisopropyl ether	ND	1.1	5.0	ug/L	1	10/21/2021	10/21/2021 15:04	EPA 8260	
Ethylbenzene	ND	0.33	1.0	ug/L	1	10/21/2021	10/21/2021 15:04	EPA 8260	
Hexachloro-1,3-butadiene	ND	2.7	5.0	ug/L	1	10/21/2021	10/21/2021 15:04	EPA 8260	
Isopropylbenzene (Cumene)	ND	1.0	5.0	ug/L	1	10/21/2021	10/21/2021 15:04	EPA 8260	
m&p-Xylene	ND	0.70	2.0	ug/L	1	10/21/2021	10/21/2021 15:04	EPA 8260	
Methylene Chloride	ND	0.32	5.0	ug/L	1	10/21/2021	10/21/2021 15:04	EPA 8260	
Methyl-tert-butyl ether	ND	1.1	5.0	ug/L	1	10/21/2021	10/21/2021 15:04	EPA 8260	
Naphthalene	ND	1.1	5.0	ug/L	1	10/21/2021	10/21/2021 15:04	EPA 8260	
n-Butylbenzene	ND	0.86	1.0	ug/L	1	10/21/2021	10/21/2021 15:04	EPA 8260	
n-Hexane	ND	1.5	5.0	ug/L	1	10/21/2021	10/21/2021 15:04	EPA 8260	
n-Propylbenzene	ND	0.35	1.0	ug/L	1	10/21/2021	10/21/2021 15:04	EPA 8260	
o-Xylene	ND	0.35	1.0	ug/L	1	10/21/2021	10/21/2021 15:04	EPA 8260	
p-Isopropyltoluene	ND	1.0	5.0	ug/L	1	10/21/2021	10/21/2021 15:04	EPA 8260	
sec-Butylbenzene	ND	0.42	1.0	ug/L	1	10/21/2021	10/21/2021 15:04	EPA 8260	
Styrene	ND	0.36	1.0	ug/L	1	10/21/2021	10/21/2021 15:04	EPA 8260	
tert-Butylbenzene	ND	0.59	1.0	ug/L	1	10/21/2021	10/21/2021 15:04	EPA 8260	
Tetrachloroethene	ND	0.41	1.0	ug/L	1	10/21/2021	10/21/2021 15:04	EPA 8260	
Tetrahydrofuran	ND	2.4	25.0	ug/L	1	10/21/2021	10/21/2021 15:04	EPA 8260	
Toluene	ND	0.29	1.0	ug/L	1	10/21/2021	10/21/2021 15:04	EPA 8260	
trans-1,2-Dichloroethene	ND	0.53	1.0	ug/L	1	10/21/2021	10/21/2021 15:04	EPA 8260	
trans-1,3-Dichloropropene	ND	3.5	5.0	ug/L	1	10/21/2021	10/21/2021 15:04	EPA 8260	
Trichloroethene	ND	0.32	1.0	ug/L	1	10/21/2021	10/21/2021 15:04	EPA 8260	
Trichlorofluoromethane	ND	0.42	1.0	ug/L	1	10/21/2021	10/21/2021 15:04	EPA 8260	
Vinyl chloride	ND	0.17	1.0	ug/L	1	10/21/2021	10/21/2021 15:04	EPA 8260	
Xylene (Total)	ND	1.0	3.0	ug/L	1	10/21/2021	10/21/2021 15:04	EPA 8260	

Pace Analytical®
ENVIRONMENTAL SCIENCES
MOBILE LAB SERVICES

2525 Advance Road
Madison, WI 53718
608.221.8700 Phone
608.221.4889 Fax

TRC Environmental Corporation, Inc.
708 Heartland Trail, Ste 3000
Madison WI, 53717

Project: Madison Kipp Corporation - Madison, WI
Project Number: 419610.0002.000001
Project Manager: Andrew Stehn

MW-27D-202110

A214201-32 (Water)

Date Sampled
10/13/2021 15:59

Pace Analytical-Green Bay, WI

EPA 8260 — **Preparation Batch:MSV 59069**

Analyte	Result	Limit of Detection	Limit of Quantitation	Units	Dilution	Prepared	Analyzed	Method	Qualifiers
1,1,1,2-Tetrachloroethane	ND	0.36	1.0	ug/L	1	10/21/2021	10/21/2021 15:24	EPA 8260	
1,1,1-Trichloroethane	ND	0.30	1.0	ug/L	1	10/21/2021	10/21/2021 15:24	EPA 8260	
1,1,2,2-Tetrachloroethane	ND	0.38	1.0	ug/L	1	10/21/2021	10/21/2021 15:24	EPA 8260	
1,1,2-Trichloroethane	ND	0.34	5.0	ug/L	1	10/21/2021	10/21/2021 15:24	EPA 8260	
1,1,2-Trichlorotrifluoroethane	ND	0.38	5.0	ug/L	1	10/21/2021	10/21/2021 15:24	EPA 8260	
1,1-Dichloroethane	ND	0.30	1.0	ug/L	1	10/21/2021	10/21/2021 15:24	EPA 8260	
1,1-Dichloroethene	ND	0.58	1.0	ug/L	1	10/21/2021	10/21/2021 15:24	EPA 8260	
1,1-Dichloropropene	ND	0.41	1.0	ug/L	1	10/21/2021	10/21/2021 15:24	EPA 8260	
1,2,3-Trichlorobenzene	ND	1.0	5.0	ug/L	1	10/21/2021	10/21/2021 15:24	EPA 8260	
1,2,3-Trichloropropane	ND	0.56	5.0	ug/L	1	10/21/2021	10/21/2021 15:24	EPA 8260	
1,2,4-Trichlorobenzene	ND	0.95	5.0	ug/L	1	10/21/2021	10/21/2021 15:24	EPA 8260	
1,2,4-Trimethylbenzene	ND	0.45	1.0	ug/L	1	10/21/2021	10/21/2021 15:24	EPA 8260	
1,2-Dibromo-3-chloropropane	ND	2.4	5.0	ug/L	1	10/21/2021	10/21/2021 15:24	EPA 8260	
1,2-Dibromoethane (EDB)	ND	0.31	1.0	ug/L	1	10/21/2021	10/21/2021 15:24	EPA 8260	
1,2-Dichlorobenzene	ND	0.33	1.0	ug/L	1	10/21/2021	10/21/2021 15:24	EPA 8260	
1,2-Dichloroethane	ND	0.29	1.0	ug/L	1	10/21/2021	10/21/2021 15:24	EPA 8260	
1,2-Dichloropropane	ND	0.45	1.0	ug/L	1	10/21/2021	10/21/2021 15:24	EPA 8260	
1,3,5-Trimethylbenzene	ND	0.36	1.0	ug/L	1	10/21/2021	10/21/2021 15:24	EPA 8260	
1,3-Dichlorobenzene	ND	0.35	1.0	ug/L	1	10/21/2021	10/21/2021 15:24	EPA 8260	
1,3-Dichloropropane	ND	0.30	1.0	ug/L	1	10/21/2021	10/21/2021 15:24	EPA 8260	
1,4-Dichlorobenzene	ND	0.89	1.0	ug/L	1	10/21/2021	10/21/2021 15:24	EPA 8260	
2,2-Dichloropropane	ND	4.2	5.0	ug/L	1	10/21/2021	10/21/2021 15:24	EPA 8260	
2-Butanone (MEK)	ND	6.5	25.0	ug/L	1	10/21/2021	10/21/2021 15:24	EPA 8260	
2-Chlorotoluene	ND	0.89	5.0	ug/L	1	10/21/2021	10/21/2021 15:24	EPA 8260	
2-Hexanone	ND	6.3	25.0	ug/L	1	10/21/2021	10/21/2021 15:24	EPA 8260	
4-Chlorotoluene	ND	0.89	5.0	ug/L	1	10/21/2021	10/21/2021 15:24	EPA 8260	
4-Methyl-2-pentanone (MIBK)	ND	6.0	25.0	ug/L	1	10/21/2021	10/21/2021 15:24	EPA 8260	
Acetone	ND	8.6	25.0	ug/L	1	10/21/2021	10/21/2021 15:24	EPA 8260	
Benzene	ND	0.30	1.0	ug/L	1	10/21/2021	10/21/2021 15:24	EPA 8260	
Bromobenzene	ND	0.36	1.0	ug/L	1	10/21/2021	10/21/2021 15:24	EPA 8260	
Bromochloromethane	ND	0.36	5.0	ug/L	1	10/21/2021	10/21/2021 15:24	EPA 8260	
Bromodichloromethane	ND	0.42	1.0	ug/L	1	10/21/2021	10/21/2021 15:24	EPA 8260	
Bromoform	ND	3.8	5.0	ug/L	1	10/21/2021	10/21/2021 15:24	EPA 8260	
Bromomethane	ND	1.2	5.0	ug/L	1	10/21/2021	10/21/2021 15:24	EPA 8260	
Carbon disulfide	ND	1.1	5.0	ug/L	1	10/21/2021	10/21/2021 15:24	EPA 8260	
Carbon tetrachloride	ND	0.37	1.0	ug/L	1	10/21/2021	10/21/2021 15:24	EPA 8260	
Chlorobenzene	ND	0.86	1.0	ug/L	1	10/21/2021	10/21/2021 15:24	EPA 8260	
Chloroethane	ND	1.4	5.0	ug/L	1	10/21/2021	10/21/2021 15:24	EPA 8260	
Chloroform	ND	1.2	5.0	ug/L	1	10/21/2021	10/21/2021 15:24	EPA 8260	
Chloromethane	ND	1.6	5.0	ug/L	1	10/21/2021	10/21/2021 15:24	EPA 8260	
cis-1,2-Dichloroethene	**8.4**	0.47	1.0	ug/L	1	10/21/2021	10/21/2021 15:24	EPA 8260	
cis-1,3-Dichloropropene	ND	0.36	1.0	ug/L	1	10/21/2021	10/21/2021 15:24	EPA 8260	
Dibromochloromethane	ND	2.6	5.0	ug/L	1	10/21/2021	10/21/2021 15:24	EPA 8260	
Dibromomethane	ND	0.99	5.0	ug/L	1	10/21/2021	10/21/2021 15:24	EPA 8260	

Pace Analytical®
ENVIRONMENTAL SCIENCES
MOBILE LAB SERVICES

2525 Advance Road
Madison, WI 53718
608.221.8700 Phone
608.221.4889 Fax

TRC Environmental Corporation, Inc.
708 Heartland Trail, Ste 3000
Madison WI, 53717

Project: Madison Kipp Corporation - Madison, WI
Project Number: 419610.0002.000001
Project Manager: Andrew Stehn

MW-27D-202110

A214201-32 (Water)

Date Sampled
10/13/2021 15:59

Pace Analytical-Green Bay, WI

EPA 8260 — **Preparation Batch:MSV 59069**

Analyte	Result	Limit of Detection	Limit of Quantitation	Units	Dilution	Prepared	Analyzed	Method	Qualifiers
Dichlorodifluoromethane	ND	0.46	5.0	ug/L	1	10/21/2021	10/21/2021 15:24	EPA 8260	
Diisopropyl ether	ND	1.1	5.0	ug/L	1	10/21/2021	10/21/2021 15:24	EPA 8260	
Ethylbenzene	ND	0.33	1.0	ug/L	1	10/21/2021	10/21/2021 15:24	EPA 8260	
Hexachloro-1,3-butadiene	ND	2.7	5.0	ug/L	1	10/21/2021	10/21/2021 15:24	EPA 8260	
Isopropylbenzene (Cumene)	ND	1.0	5.0	ug/L	1	10/21/2021	10/21/2021 15:24	EPA 8260	
m&p-Xylene	ND	0.70	2.0	ug/L	1	10/21/2021	10/21/2021 15:24	EPA 8260	
Methylene Chloride	ND	0.32	5.0	ug/L	1	10/21/2021	10/21/2021 15:24	EPA 8260	
Methyl-tert-butyl ether	ND	1.1	5.0	ug/L	1	10/21/2021	10/21/2021 15:24	EPA 8260	
Naphthalene	ND	1.1	5.0	ug/L	1	10/21/2021	10/21/2021 15:24	EPA 8260	
n-Butylbenzene	ND	0.86	1.0	ug/L	1	10/21/2021	10/21/2021 15:24	EPA 8260	
n-Hexane	ND	1.5	5.0	ug/L	1	10/21/2021	10/21/2021 15:24	EPA 8260	
n-Propylbenzene	ND	0.35	1.0	ug/L	1	10/21/2021	10/21/2021 15:24	EPA 8260	
o-Xylene	ND	0.35	1.0	ug/L	1	10/21/2021	10/21/2021 15:24	EPA 8260	
p-Isopropyltoluene	ND	1.0	5.0	ug/L	1	10/21/2021	10/21/2021 15:24	EPA 8260	
sec-Butylbenzene	ND	0.42	1.0	ug/L	1	10/21/2021	10/21/2021 15:24	EPA 8260	
Styrene	ND	0.36	1.0	ug/L	1	10/21/2021	10/21/2021 15:24	EPA 8260	
tert-Butylbenzene	ND	0.59	1.0	ug/L	1	10/21/2021	10/21/2021 15:24	EPA 8260	
Tetrachloroethene	**20.8**	0.41	1.0	ug/L	1	10/21/2021	10/21/2021 15:24	EPA 8260	
Tetrahydrofuran	ND	2.4	25.0	ug/L	1	10/21/2021	10/21/2021 15:24	EPA 8260	
Toluene	ND	0.29	1.0	ug/L	1	10/21/2021	10/21/2021 15:24	EPA 8260	
trans-1,2-Dichloroethene	ND	0.53	1.0	ug/L	1	10/21/2021	10/21/2021 15:24	EPA 8260	
trans-1,3-Dichloropropene	ND	3.5	5.0	ug/L	1	10/21/2021	10/21/2021 15:24	EPA 8260	
Trichloroethene	**18.3**	0.32	1.0	ug/L	1	10/21/2021	10/21/2021 15:24	EPA 8260	
Trichlorofluoromethane	ND	0.42	1.0	ug/L	1	10/21/2021	10/21/2021 15:24	EPA 8260	
Vinyl chloride	ND	0.17	1.0	ug/L	1	10/21/2021	10/21/2021 15:24	EPA 8260	
Xylene (Total)	ND	1.0	3.0	ug/L	1	10/21/2021	10/21/2021 15:24	EPA 8260	

Pace Analytical®
ENVIRONMENTAL SCIENCES
MOBILE LAB SERVICES

2525 Advance Road
Madison, WI 53718
608.221.8700 Phone
608.221.4889 Fax

TRC Environmental Corporation, Inc.
708 Heartland Trail, Ste 3000
Madison WI, 53717

Project: Madison Kipp Corporation - Madison, WI
Project Number: 419610.0002.000001
Project Manager: Andrew Stehn

MW-27D2-202110

A214201-33 (Water)

Date Sampled
10/13/2021 15:05

Pace Analytical-Green Bay, WI

EPA 8260 — **Preparation Batch:MSV 59069**

Analyte	Result	Limit of Detection	Limit of Quantitation	Units	Dilution	Prepared	Analyzed	Method	Qualifiers
1,1,1,2-Tetrachloroethane	ND	0.36	1.0	ug/L	1	10/21/2021	10/21/2021 13:08	EPA 8260	
1,1,1-Trichloroethane	ND	0.30	1.0	ug/L	1	10/21/2021	10/21/2021 13:08	EPA 8260	
1,1,2,2-Tetrachloroethane	ND	0.38	1.0	ug/L	1	10/21/2021	10/21/2021 13:08	EPA 8260	
1,1,2-Trichloroethane	ND	0.34	5.0	ug/L	1	10/21/2021	10/21/2021 13:08	EPA 8260	
1,1,2-Trichlorotrifluoroethane	ND	0.38	5.0	ug/L	1	10/21/2021	10/21/2021 13:08	EPA 8260	
1,1-Dichloroethane	ND	0.30	1.0	ug/L	1	10/21/2021	10/21/2021 13:08	EPA 8260	
1,1-Dichloroethene	ND	0.58	1.0	ug/L	1	10/21/2021	10/21/2021 13:08	EPA 8260	
1,1-Dichloropropene	ND	0.41	1.0	ug/L	1	10/21/2021	10/21/2021 13:08	EPA 8260	
1,2,3-Trichlorobenzene	ND	1.0	5.0	ug/L	1	10/21/2021	10/21/2021 13:08	EPA 8260	
1,2,3-Trichloropropane	ND	0.56	5.0	ug/L	1	10/21/2021	10/21/2021 13:08	EPA 8260	
1,2,4-Trichlorobenzene	ND	0.95	5.0	ug/L	1	10/21/2021	10/21/2021 13:08	EPA 8260	
1,2,4-Trimethylbenzene	ND	0.45	1.0	ug/L	1	10/21/2021	10/21/2021 13:08	EPA 8260	
1,2-Dibromo-3-chloropropane	ND	2.4	5.0	ug/L	1	10/21/2021	10/21/2021 13:08	EPA 8260	
1,2-Dibromoethane (EDB)	ND	0.31	1.0	ug/L	1	10/21/2021	10/21/2021 13:08	EPA 8260	
1,2-Dichlorobenzene	ND	0.33	1.0	ug/L	1	10/21/2021	10/21/2021 13:08	EPA 8260	
1,2-Dichloroethane	ND	0.29	1.0	ug/L	1	10/21/2021	10/21/2021 13:08	EPA 8260	
1,2-Dichloropropane	ND	0.45	1.0	ug/L	1	10/21/2021	10/21/2021 13:08	EPA 8260	
1,3,5-Trimethylbenzene	ND	0.36	1.0	ug/L	1	10/21/2021	10/21/2021 13:08	EPA 8260	
1,3-Dichlorobenzene	ND	0.35	1.0	ug/L	1	10/21/2021	10/21/2021 13:08	EPA 8260	
1,3-Dichloropropane	ND	0.30	1.0	ug/L	1	10/21/2021	10/21/2021 13:08	EPA 8260	
1,4-Dichlorobenzene	ND	0.89	1.0	ug/L	1	10/21/2021	10/21/2021 13:08	EPA 8260	
2,2-Dichloropropane	ND	4.2	5.0	ug/L	1	10/21/2021	10/21/2021 13:08	EPA 8260	
2-Butanone (MEK)	ND	6.5	25.0	ug/L	1	10/21/2021	10/21/2021 13:08	EPA 8260	
2-Chlorotoluene	ND	0.89	5.0	ug/L	1	10/21/2021	10/21/2021 13:08	EPA 8260	
2-Hexanone	ND	6.3	25.0	ug/L	1	10/21/2021	10/21/2021 13:08	EPA 8260	
4-Chlorotoluene	ND	0.89	5.0	ug/L	1	10/21/2021	10/21/2021 13:08	EPA 8260	
4-Methyl-2-pentanone (MIBK)	ND	6.0	25.0	ug/L	1	10/21/2021	10/21/2021 13:08	EPA 8260	
Acetone	ND	8.6	25.0	ug/L	1	10/21/2021	10/21/2021 13:08	EPA 8260	
Benzene	ND	0.30	1.0	ug/L	1	10/21/2021	10/21/2021 13:08	EPA 8260	
Bromobenzene	ND	0.36	1.0	ug/L	1	10/21/2021	10/21/2021 13:08	EPA 8260	
Bromochloromethane	ND	0.36	5.0	ug/L	1	10/21/2021	10/21/2021 13:08	EPA 8260	
Bromodichloromethane	ND	0.42	1.0	ug/L	1	10/21/2021	10/21/2021 13:08	EPA 8260	
Bromoform	ND	3.8	5.0	ug/L	1	10/21/2021	10/21/2021 13:08	EPA 8260	
Bromomethane	ND	1.2	5.0	ug/L	1	10/21/2021	10/21/2021 13:08	EPA 8260	
Carbon disulfide	ND	1.1	5.0	ug/L	1	10/21/2021	10/21/2021 13:08	EPA 8260	
Carbon tetrachloride	ND	0.37	1.0	ug/L	1	10/21/2021	10/21/2021 13:08	EPA 8260	
Chlorobenzene	ND	0.86	1.0	ug/L	1	10/21/2021	10/21/2021 13:08	EPA 8260	
Chloroethane	ND	1.4	5.0	ug/L	1	10/21/2021	10/21/2021 13:08	EPA 8260	
Chloroform	ND	1.2	5.0	ug/L	1	10/21/2021	10/21/2021 13:08	EPA 8260	
Chloromethane	ND	1.6	5.0	ug/L	1	10/21/2021	10/21/2021 13:08	EPA 8260	
cis-1,2-Dichloroethene	**8.6**	0.47	1.0	ug/L	1	10/21/2021	10/21/2021 13:08	EPA 8260	
cis-1,3-Dichloropropene	ND	0.36	1.0	ug/L	1	10/21/2021	10/21/2021 13:08	EPA 8260	
Dibromochloromethane	ND	2.6	5.0	ug/L	1	10/21/2021	10/21/2021 13:08	EPA 8260	
Dibromomethane	ND	0.99	5.0	ug/L	1	10/21/2021	10/21/2021 13:08	EPA 8260	

Pace Analytical®
ENVIRONMENTAL SCIENCES
MOBILE LAB SERVICES

2525 Advance Road
Madison, WI 53718
608.221.8700 Phone
608.221.4889 Fax

TRC Environmental Corporation, Inc.
708 Heartland Trail, Ste 3000
Madison WI, 53717

Project: Madison Kipp Corporation - Madison, WI
Project Number: 419610.0002.000001
Project Manager: Andrew Stehn

MW-27D2-202110

A214201-33 (Water)

Date Sampled
10/13/2021 15:05

Pace Analytical-Green Bay, WI

EPA 8260 — **Preparation Batch:MSV 59069**

Analyte	Result	Limit of Detection	Limit of Quantitation	Units	Dilution	Prepared	Analyzed	Method	Qualifiers
Dichlorodifluoromethane	ND	0.46	5.0	ug/L	1	10/21/2021	10/21/2021 13:08	EPA 8260	
Diisopropyl ether	ND	1.1	5.0	ug/L	1	10/21/2021	10/21/2021 13:08	EPA 8260	
Ethylbenzene	ND	0.33	1.0	ug/L	1	10/21/2021	10/21/2021 13:08	EPA 8260	
Hexachloro-1,3-butadiene	ND	2.7	5.0	ug/L	1	10/21/2021	10/21/2021 13:08	EPA 8260	
Isopropylbenzene (Cumene)	ND	1.0	5.0	ug/L	1	10/21/2021	10/21/2021 13:08	EPA 8260	
m&p-Xylene	ND	0.70	2.0	ug/L	1	10/21/2021	10/21/2021 13:08	EPA 8260	
Methylene Chloride	ND	0.32	5.0	ug/L	1	10/21/2021	10/21/2021 13:08	EPA 8260	
Methyl-tert-butyl ether	ND	1.1	5.0	ug/L	1	10/21/2021	10/21/2021 13:08	EPA 8260	
Naphthalene	ND	1.1	5.0	ug/L	1	10/21/2021	10/21/2021 13:08	EPA 8260	
n-Butylbenzene	ND	0.86	1.0	ug/L	1	10/21/2021	10/21/2021 13:08	EPA 8260	
n-Hexane	ND	1.5	5.0	ug/L	1	10/21/2021	10/21/2021 13:08	EPA 8260	
n-Propylbenzene	ND	0.35	1.0	ug/L	1	10/21/2021	10/21/2021 13:08	EPA 8260	
o-Xylene	ND	0.35	1.0	ug/L	1	10/21/2021	10/21/2021 13:08	EPA 8260	
p-Isopropyltoluene	ND	1.0	5.0	ug/L	1	10/21/2021	10/21/2021 13:08	EPA 8260	
sec-Butylbenzene	ND	0.42	1.0	ug/L	1	10/21/2021	10/21/2021 13:08	EPA 8260	
Styrene	ND	0.36	1.0	ug/L	1	10/21/2021	10/21/2021 13:08	EPA 8260	
tert-Butylbenzene	ND	0.59	1.0	ug/L	1	10/21/2021	10/21/2021 13:08	EPA 8260	
Tetrachloroethene	**21.1**	0.41	1.0	ug/L	1	10/21/2021	10/21/2021 13:08	EPA 8260	
Tetrahydrofuran	ND	2.4	25.0	ug/L	1	10/21/2021	10/21/2021 13:08	EPA 8260	
Toluene	ND	0.29	1.0	ug/L	1	10/21/2021	10/21/2021 13:08	EPA 8260	
trans-1,2-Dichloroethene	ND	0.53	1.0	ug/L	1	10/21/2021	10/21/2021 13:08	EPA 8260	
trans-1,3-Dichloropropene	ND	3.5	5.0	ug/L	1	10/21/2021	10/21/2021 13:08	EPA 8260	
Trichloroethene	**19.7**	0.32	1.0	ug/L	1	10/21/2021	10/21/2021 13:08	EPA 8260	
Trichlorofluoromethane	ND	0.42	1.0	ug/L	1	10/21/2021	10/21/2021 13:08	EPA 8260	
Vinyl chloride	ND	0.17	1.0	ug/L	1	10/21/2021	10/21/2021 13:08	EPA 8260	
Xylene (Total)	ND	1.0	3.0	ug/L	1	10/21/2021	10/21/2021 13:08	EPA 8260	

Pace Analytical®
ENVIRONMENTAL SCIENCES
MOBILE LAB SERVICES

2525 Advance Road
Madison, WI 53718
608.221.8700 Phone
608.221.4889 Fax

TRC Environmental Corporation, Inc.
708 Heartland Trail, Ste 3000
Madison WI, 53717

Project: Madison Kipp Corporation - Madison, WI
Project Number: 419610.0002.000001
Project Manager: Andrew Stehn

DUP-01-202110

A214201-35 (Water)

Date Sampled
10/14/2021 00:00

Pace Analytical - Madison

Polychlorinated Biphenyls by EPA Method 8082 — **Preparation Batch:A110156**

Analyte	Result	Limit of Detection	Limit of Quantitation	Units	Dilution	Prepared	Analyzed	Method	Qualifiers
PCB-1016	ND	0.0072	0.12	ug/L	1	10/20/2021	10/22/2021 04:00	EPA 8082A	
PCB-1221	ND	0.026	0.25	ug/L	1	10/20/2021	10/22/2021 04:00	EPA 8082A	
PCB-1232	ND	0.0042	0.12	ug/L	1	10/20/2021	10/22/2021 04:00	EPA 8082A	
PCB-1242	ND	0.013	0.12	ug/L	1	10/20/2021	10/22/2021 04:00	EPA 8082A	
PCB-1248	ND	0.011	0.12	ug/L	1	10/20/2021	10/22/2021 04:00	EPA 8082A	
PCB-1254	ND	0.010	0.12	ug/L	1	10/20/2021	10/22/2021 04:00	EPA 8082A	
PCB-1260	ND	0.012	0.12	ug/L	1	10/20/2021	10/22/2021 04:00	EPA 8082A	
Total PCBs	ND	0.026	0.25	ug/L	1	10/20/2021	10/22/2021 04:00	EPA 8082A	
Surrogate: Tetrachloro-meta-xylene			*90.7 %*	*60.7-128*		*10/20/2021*	*10/22/2021 04:00*	*EPA 8082A*	
Surrogate: Decachlorobiphenyl			*104 %*	*57.1-151*		*10/20/2021*	*10/22/2021 04:00*	*EPA 8082A*	

Pace Analytical-Green Bay, WI

EPA 8260 — **Preparation Batch:MSV 59069**

Analyte	Result	Limit of Detection	Limit of Quantitation	Units	Dilution	Prepared	Analyzed	Method	Qualifiers
1,1,1,2-Tetrachloroethane	ND	0.36	1.0	ug/L	1	10/21/2021	10/21/2021 15:43	EPA 8260	
1,1,1-Trichloroethane	ND	0.30	1.0	ug/L	1	10/21/2021	10/21/2021 15:43	EPA 8260	
1,1,2,2-Tetrachloroethane	ND	0.38	1.0	ug/L	1	10/21/2021	10/21/2021 15:43	EPA 8260	
1,1,2-Trichloroethane	ND	0.34	5.0	ug/L	1	10/21/2021	10/21/2021 15:43	EPA 8260	
1,1,2-Trichlorotrifluoroethane	ND	0.38	5.0	ug/L	1	10/21/2021	10/21/2021 15:43	EPA 8260	
1,1-Dichloroethane	ND	0.30	1.0	ug/L	1	10/21/2021	10/21/2021 15:43	EPA 8260	
1,1-Dichloroethene	ND	0.58	1.0	ug/L	1	10/21/2021	10/21/2021 15:43	EPA 8260	
1,1-Dichloropropene	ND	0.41	1.0	ug/L	1	10/21/2021	10/21/2021 15:43	EPA 8260	
1,2,3-Trichlorobenzene	ND	1.0	5.0	ug/L	1	10/21/2021	10/21/2021 15:43	EPA 8260	
1,2,3-Trichloropropane	ND	0.56	5.0	ug/L	1	10/21/2021	10/21/2021 15:43	EPA 8260	
1,2,4-Trichlorobenzene	ND	0.95	5.0	ug/L	1	10/21/2021	10/21/2021 15:43	EPA 8260	
1,2,4-Trimethylbenzene	ND	0.45	1.0	ug/L	1	10/21/2021	10/21/2021 15:43	EPA 8260	
1,2-Dibromo-3-chloropropane	ND	2.4	5.0	ug/L	1	10/21/2021	10/21/2021 15:43	EPA 8260	
1,2-Dibromoethane (EDB)	ND	0.31	1.0	ug/L	1	10/21/2021	10/21/2021 15:43	EPA 8260	
1,2-Dichlorobenzene	ND	0.33	1.0	ug/L	1	10/21/2021	10/21/2021 15:43	EPA 8260	
1,2-Dichloroethane	ND	0.29	1.0	ug/L	1	10/21/2021	10/21/2021 15:43	EPA 8260	
1,2-Dichloropropane	ND	0.45	1.0	ug/L	1	10/21/2021	10/21/2021 15:43	EPA 8260	
1,3,5-Trimethylbenzene	ND	0.36	1.0	ug/L	1	10/21/2021	10/21/2021 15:43	EPA 8260	
1,3-Dichlorobenzene	ND	0.35	1.0	ug/L	1	10/21/2021	10/21/2021 15:43	EPA 8260	
1,3-Dichloropropane	ND	0.30	1.0	ug/L	1	10/21/2021	10/21/2021 15:43	EPA 8260	
1,4-Dichlorobenzene	ND	0.89	1.0	ug/L	1	10/21/2021	10/21/2021 15:43	EPA 8260	
2,2-Dichloropropane	ND	4.2	5.0	ug/L	1	10/21/2021	10/21/2021 15:43	EPA 8260	
2-Butanone (MEK)	ND	6.5	25.0	ug/L	1	10/21/2021	10/21/2021 15:43	EPA 8260	
2-Chlorotoluene	ND	0.89	5.0	ug/L	1	10/21/2021	10/21/2021 15:43	EPA 8260	
2-Hexanone	ND	6.3	25.0	ug/L	1	10/21/2021	10/21/2021 15:43	EPA 8260	
4-Chlorotoluene	ND	0.89	5.0	ug/L	1	10/21/2021	10/21/2021 15:43	EPA 8260	
4-Methyl-2-pentanone (MIBK)	ND	6.0	25.0	ug/L	1	10/21/2021	10/21/2021 15:43	EPA 8260	
Acetone	ND	8.6	25.0	ug/L	1	10/21/2021	10/21/2021 15:43	EPA 8260	
Benzene	ND	0.30	1.0	ug/L	1	10/21/2021	10/21/2021 15:43	EPA 8260	

Pace Analytical®
ENVIRONMENTAL SCIENCES
MOBILE LAB SERVICES

2525 Advance Road
Madison, WI 53718
608.221.8700 Phone
608.221.4889 Fax

TRC Environmental Corporation, Inc.
708 Heartland Trail, Ste 3000
Madison WI, 53717

Project: Madison Kipp Corporation - Madison, WI
Project Number: 419610.0002.000001
Project Manager: Andrew Stehn

DUP-01-202110

A214201-35 (Water)

Date Sampled
10/14/2021 00:00

Pace Analytical-Green Bay, WI

EPA 8260 — **Preparation Batch:MSV 59069**

Analyte	Result	Limit of Detection	Limit of Quantitation	Units	Dilution	Prepared	Analyzed	Method	Qualifiers
Bromobenzene	ND	0.36	1.0	ug/L	1	10/21/2021	10/21/2021 15:43	EPA 8260	
Bromochloromethane	ND	0.36	5.0	ug/L	1	10/21/2021	10/21/2021 15:43	EPA 8260	
Bromodichloromethane	ND	0.42	1.0	ug/L	1	10/21/2021	10/21/2021 15:43	EPA 8260	
Bromoform	ND	3.8	5.0	ug/L	1	10/21/2021	10/21/2021 15:43	EPA 8260	
Bromomethane	ND	1.2	5.0	ug/L	1	10/21/2021	10/21/2021 15:43	EPA 8260	
Carbon disulfide	ND	1.1	5.0	ug/L	1	10/21/2021	10/21/2021 15:43	EPA 8260	
Carbon tetrachloride	**0.77**	0.37	1.0	ug/L	1	10/21/2021	10/21/2021 15:43	EPA 8260	J
Chlorobenzene	ND	0.86	1.0	ug/L	1	10/21/2021	10/21/2021 15:43	EPA 8260	
Chloroethane	ND	1.4	5.0	ug/L	1	10/21/2021	10/21/2021 15:43	EPA 8260	
Chloroform	ND	1.2	5.0	ug/L	1	10/21/2021	10/21/2021 15:43	EPA 8260	
Chloromethane	ND	1.6	5.0	ug/L	1	10/21/2021	10/21/2021 15:43	EPA 8260	
cis-1,2-Dichloroethene	ND	0.47	1.0	ug/L	1	10/21/2021	10/21/2021 15:43	EPA 8260	
cis-1,3-Dichloropropene	ND	0.36	1.0	ug/L	1	10/21/2021	10/21/2021 15:43	EPA 8260	
Dibromochloromethane	ND	2.6	5.0	ug/L	1	10/21/2021	10/21/2021 15:43	EPA 8260	
Dibromomethane	ND	0.99	5.0	ug/L	1	10/21/2021	10/21/2021 15:43	EPA 8260	
Dichlorodifluoromethane	ND	0.46	5.0	ug/L	1	10/21/2021	10/21/2021 15:43	EPA 8260	
Diisopropyl ether	ND	1.1	5.0	ug/L	1	10/21/2021	10/21/2021 15:43	EPA 8260	
Ethylbenzene	ND	0.33	1.0	ug/L	1	10/21/2021	10/21/2021 15:43	EPA 8260	
Hexachloro-1,3-butadiene	ND	2.7	5.0	ug/L	1	10/21/2021	10/21/2021 15:43	EPA 8260	
Isopropylbenzene (Cumene)	ND	1.0	5.0	ug/L	1	10/21/2021	10/21/2021 15:43	EPA 8260	
m&p-Xylene	ND	0.70	2.0	ug/L	1	10/21/2021	10/21/2021 15:43	EPA 8260	
Methylene Chloride	ND	0.32	5.0	ug/L	1	10/21/2021	10/21/2021 15:43	EPA 8260	
Methyl-tert-butyl ether	ND	1.1	5.0	ug/L	1	10/21/2021	10/21/2021 15:43	EPA 8260	
Naphthalene	ND	1.1	5.0	ug/L	1	10/21/2021	10/21/2021 15:43	EPA 8260	
n-Butylbenzene	ND	0.86	1.0	ug/L	1	10/21/2021	10/21/2021 15:43	EPA 8260	
n-Hexane	ND	1.5	5.0	ug/L	1	10/21/2021	10/21/2021 15:43	EPA 8260	
n-Propylbenzene	ND	0.35	1.0	ug/L	1	10/21/2021	10/21/2021 15:43	EPA 8260	
o-Xylene	ND	0.35	1.0	ug/L	1	10/21/2021	10/21/2021 15:43	EPA 8260	
p-Isopropyltoluene	ND	1.0	5.0	ug/L	1	10/21/2021	10/21/2021 15:43	EPA 8260	
sec-Butylbenzene	ND	0.42	1.0	ug/L	1	10/21/2021	10/21/2021 15:43	EPA 8260	
Styrene	ND	0.36	1.0	ug/L	1	10/21/2021	10/21/2021 15:43	EPA 8260	
tert-Butylbenzene	ND	0.59	1.0	ug/L	1	10/21/2021	10/21/2021 15:43	EPA 8260	
Tetrachloroethene	**53.2**	0.41	1.0	ug/L	1	10/21/2021	10/21/2021 15:43	EPA 8260	
Tetrahydrofuran	ND	2.4	25.0	ug/L	1	10/21/2021	10/21/2021 15:43	EPA 8260	
Toluene	ND	0.29	1.0	ug/L	1	10/21/2021	10/21/2021 15:43	EPA 8260	
trans-1,2-Dichloroethene	ND	0.53	1.0	ug/L	1	10/21/2021	10/21/2021 15:43	EPA 8260	
trans-1,3-Dichloropropene	ND	3.5	5.0	ug/L	1	10/21/2021	10/21/2021 15:43	EPA 8260	
Trichloroethene	ND	0.32	1.0	ug/L	1	10/21/2021	10/21/2021 15:43	EPA 8260	
Trichlorofluoromethane	ND	0.42	1.0	ug/L	1	10/21/2021	10/21/2021 15:43	EPA 8260	
Vinyl chloride	ND	0.17	1.0	ug/L	1	10/21/2021	10/21/2021 15:43	EPA 8260	
Xylene (Total)	ND	1.0	3.0	ug/L	1	10/21/2021	10/21/2021 15:43	EPA 8260	

Pace Analytical®
ENVIRONMENTAL SCIENCES
MOBILE LAB SERVICES

2525 Advance Road
Madison, WI 53718
608.221.8700 Phone
608.221.4889 Fax

TRC Environmental Corporation, Inc.	Project: Madison Kipp Corporation - Madison, WI
708 Heartland Trail, Ste 3000	Project Number: 419610.0002.000001
Madison WI, 53717	Project Manager: Andrew Stehn

DUP-01-202110

A214201-35 (Water)

Date Sampled
10/14/2021 00:00

Analyte	Result	Limit of Detection	Limit of Quantitation	Units	Dilution	Prepared	Analyzed	Method	Qualifiers
Pace Analytical-Green Bay, WI									
SM 2540C						**Preparation Batch:WET 44165**			
Total Dissolved Solids	**816**	8.7	20.0	mg/L	1	10/20/2021	10/20/2021 14:32	SM 2540C	
SM 2540D						**Preparation Batch:WET 44164**			
Total Suspended Solids	ND	0.95	2.0	mg/L	1	10/20/2021	10/20/2021 16:26	SM 2540D	

Pace Analytical®
ENVIRONMENTAL SCIENCES
MOBILE LAB SERVICES

2525 Advance Road
Madison, WI 53718
608.221.8700 Phone
608.221.4889 Fax

TRC Environmental Corporation, Inc.
708 Heartland Trail, Ste 3000
Madison WI, 53717

Project: Madison Kipp Corporation - Madison, WI
Project Number: 419610.0002.000001
Project Manager: Andrew Stehn

Trip Blank-202110

A214201-36 (Water)

Date Sampled
10/11/2021 00:00

Pace Analytical-Green Bay, WI

EPA 8260 — **Preparation Batch:MSV 59069**

Analyte	Result	Limit of Detection	Limit of Quantitation	Units	Dilution	Prepared	Analyzed	Method	Qualifiers
1,1,1,2-Tetrachloroethane	ND	0.36	1.0	ug/L	1	10/21/2021	10/21/2021 12:30	EPA 8260	
1,1,1-Trichloroethane	ND	0.30	1.0	ug/L	1	10/21/2021	10/21/2021 12:30	EPA 8260	
1,1,2,2-Tetrachloroethane	ND	0.38	1.0	ug/L	1	10/21/2021	10/21/2021 12:30	EPA 8260	
1,1,2-Trichloroethane	ND	0.34	5.0	ug/L	1	10/21/2021	10/21/2021 12:30	EPA 8260	
1,1,2-Trichlorotrifluoroethane	ND	0.38	5.0	ug/L	1	10/21/2021	10/21/2021 12:30	EPA 8260	
1,1-Dichloroethane	ND	0.30	1.0	ug/L	1	10/21/2021	10/21/2021 12:30	EPA 8260	
1,1-Dichloroethene	ND	0.58	1.0	ug/L	1	10/21/2021	10/21/2021 12:30	EPA 8260	
1,1-Dichloropropene	ND	0.41	1.0	ug/L	1	10/21/2021	10/21/2021 12:30	EPA 8260	
1,2,3-Trichlorobenzene	ND	1.0	5.0	ug/L	1	10/21/2021	10/21/2021 12:30	EPA 8260	
1,2,3-Trichloropropane	ND	0.56	5.0	ug/L	1	10/21/2021	10/21/2021 12:30	EPA 8260	
1,2,4-Trichlorobenzene	ND	0.95	5.0	ug/L	1	10/21/2021	10/21/2021 12:30	EPA 8260	
1,2,4-Trimethylbenzene	ND	0.45	1.0	ug/L	1	10/21/2021	10/21/2021 12:30	EPA 8260	
1,2-Dibromo-3-chloropropane	ND	2.4	5.0	ug/L	1	10/21/2021	10/21/2021 12:30	EPA 8260	
1,2-Dibromoethane (EDB)	ND	0.31	1.0	ug/L	1	10/21/2021	10/21/2021 12:30	EPA 8260	
1,2-Dichlorobenzene	ND	0.33	1.0	ug/L	1	10/21/2021	10/21/2021 12:30	EPA 8260	
1,2-Dichloroethane	ND	0.29	1.0	ug/L	1	10/21/2021	10/21/2021 12:30	EPA 8260	
1,2-Dichloropropane	ND	0.45	1.0	ug/L	1	10/21/2021	10/21/2021 12:30	EPA 8260	
1,3,5-Trimethylbenzene	ND	0.36	1.0	ug/L	1	10/21/2021	10/21/2021 12:30	EPA 8260	
1,3-Dichlorobenzene	ND	0.35	1.0	ug/L	1	10/21/2021	10/21/2021 12:30	EPA 8260	
1,3-Dichloropropane	ND	0.30	1.0	ug/L	1	10/21/2021	10/21/2021 12:30	EPA 8260	
1,4-Dichlorobenzene	ND	0.89	1.0	ug/L	1	10/21/2021	10/21/2021 12:30	EPA 8260	
2,2-Dichloropropane	ND	4.2	5.0	ug/L	1	10/21/2021	10/21/2021 12:30	EPA 8260	
2-Butanone (MEK)	ND	6.5	25.0	ug/L	1	10/21/2021	10/21/2021 12:30	EPA 8260	
2-Chlorotoluene	ND	0.89	5.0	ug/L	1	10/21/2021	10/21/2021 12:30	EPA 8260	
2-Hexanone	ND	6.3	25.0	ug/L	1	10/21/2021	10/21/2021 12:30	EPA 8260	
4-Chlorotoluene	ND	0.89	5.0	ug/L	1	10/21/2021	10/21/2021 12:30	EPA 8260	
4-Methyl-2-pentanone (MIBK)	ND	6.0	25.0	ug/L	1	10/21/2021	10/21/2021 12:30	EPA 8260	
Acetone	ND	8.6	25.0	ug/L	1	10/21/2021	10/21/2021 12:30	EPA 8260	
Benzene	ND	0.30	1.0	ug/L	1	10/21/2021	10/21/2021 12:30	EPA 8260	
Bromobenzene	ND	0.36	1.0	ug/L	1	10/21/2021	10/21/2021 12:30	EPA 8260	
Bromochloromethane	ND	0.36	5.0	ug/L	1	10/21/2021	10/21/2021 12:30	EPA 8260	
Bromodichloromethane	ND	0.42	1.0	ug/L	1	10/21/2021	10/21/2021 12:30	EPA 8260	
Bromoform	ND	3.8	5.0	ug/L	1	10/21/2021	10/21/2021 12:30	EPA 8260	
Bromomethane	ND	1.2	5.0	ug/L	1	10/21/2021	10/21/2021 12:30	EPA 8260	
Carbon disulfide	ND	1.1	5.0	ug/L	1	10/21/2021	10/21/2021 12:30	EPA 8260	
Carbon tetrachloride	ND	0.37	1.0	ug/L	1	10/21/2021	10/21/2021 12:30	EPA 8260	
Chlorobenzene	ND	0.86	1.0	ug/L	1	10/21/2021	10/21/2021 12:30	EPA 8260	
Chloroethane	ND	1.4	5.0	ug/L	1	10/21/2021	10/21/2021 12:30	EPA 8260	
Chloroform	ND	1.2	5.0	ug/L	1	10/21/2021	10/21/2021 12:30	EPA 8260	
Chloromethane	ND	1.6	5.0	ug/L	1	10/21/2021	10/21/2021 12:30	EPA 8260	
cis-1,2-Dichloroethene	ND	0.47	1.0	ug/L	1	10/21/2021	10/21/2021 12:30	EPA 8260	
cis-1,3-Dichloropropene	ND	0.36	1.0	ug/L	1	10/21/2021	10/21/2021 12:30	EPA 8260	
Dibromochloromethane	ND	2.6	5.0	ug/L	1	10/21/2021	10/21/2021 12:30	EPA 8260	
Dibromomethane	ND	0.99	5.0	ug/L	1	10/21/2021	10/21/2021 12:30	EPA 8260	

Pace Analytical®
ENVIRONMENTAL SCIENCES
MOBILE LAB SERVICES

2525 Advance Road
Madison, WI 53718
608.221.8700 Phone
608.221.4889 Fax

TRC Environmental Corporation, Inc.
708 Heartland Trail, Ste 3000
Madison WI, 53717

Project: Madison Kipp Corporation - Madison, WI
Project Number: 419610.0002.000001
Project Manager: Andrew Stehn

Trip Blank-202110

A214201-36 (Water)

Date Sampled
10/11/2021 00:00

Pace Analytical-Green Bay, WI

EPA 8260 — **Preparation Batch:MSV 59069**

Analyte	Result	Limit of Detection	Limit of Quantitation	Units	Dilution	Prepared	Analyzed	Method	Qualifiers
Dichlorodifluoromethane	ND	0.46	5.0	ug/L	1	10/21/2021	10/21/2021 12:30	EPA 8260	
Diisopropyl ether	ND	1.1	5.0	ug/L	1	10/21/2021	10/21/2021 12:30	EPA 8260	
Ethylbenzene	ND	0.33	1.0	ug/L	1	10/21/2021	10/21/2021 12:30	EPA 8260	
Hexachloro-1,3-butadiene	ND	2.7	5.0	ug/L	1	10/21/2021	10/21/2021 12:30	EPA 8260	
Isopropylbenzene (Cumene)	ND	1.0	5.0	ug/L	1	10/21/2021	10/21/2021 12:30	EPA 8260	
m&p-Xylene	ND	0.70	2.0	ug/L	1	10/21/2021	10/21/2021 12:30	EPA 8260	
Methylene Chloride	ND	0.32	5.0	ug/L	1	10/21/2021	10/21/2021 12:30	EPA 8260	
Methyl-tert-butyl ether	ND	1.1	5.0	ug/L	1	10/21/2021	10/21/2021 12:30	EPA 8260	
Naphthalene	ND	1.1	5.0	ug/L	1	10/21/2021	10/21/2021 12:30	EPA 8260	
n-Butylbenzene	ND	0.86	1.0	ug/L	1	10/21/2021	10/21/2021 12:30	EPA 8260	
n-Hexane	ND	1.5	5.0	ug/L	1	10/21/2021	10/21/2021 12:30	EPA 8260	
n-Propylbenzene	ND	0.35	1.0	ug/L	1	10/21/2021	10/21/2021 12:30	EPA 8260	
o-Xylene	ND	0.35	1.0	ug/L	1	10/21/2021	10/21/2021 12:30	EPA 8260	
p-Isopropyltoluene	ND	1.0	5.0	ug/L	1	10/21/2021	10/21/2021 12:30	EPA 8260	
sec-Butylbenzene	ND	0.42	1.0	ug/L	1	10/21/2021	10/21/2021 12:30	EPA 8260	
Styrene	ND	0.36	1.0	ug/L	1	10/21/2021	10/21/2021 12:30	EPA 8260	
tert-Butylbenzene	ND	0.59	1.0	ug/L	1	10/21/2021	10/21/2021 12:30	EPA 8260	
Tetrachloroethene	ND	0.41	1.0	ug/L	1	10/21/2021	10/21/2021 12:30	EPA 8260	
Tetrahydrofuran	ND	2.4	25.0	ug/L	1	10/21/2021	10/21/2021 12:30	EPA 8260	
Toluene	ND	0.29	1.0	ug/L	1	10/21/2021	10/21/2021 12:30	EPA 8260	
trans-1,2-Dichloroethene	ND	0.53	1.0	ug/L	1	10/21/2021	10/21/2021 12:30	EPA 8260	
trans-1,3-Dichloropropene	ND	3.5	5.0	ug/L	1	10/21/2021	10/21/2021 12:30	EPA 8260	
Trichloroethene	ND	0.32	1.0	ug/L	1	10/21/2021	10/21/2021 12:30	EPA 8260	
Trichlorofluoromethane	ND	0.42	1.0	ug/L	1	10/21/2021	10/21/2021 12:30	EPA 8260	
Vinyl chloride	ND	0.17	1.0	ug/L	1	10/21/2021	10/21/2021 12:30	EPA 8260	
Xylene (Total)	ND	1.0	3.0	ug/L	1	10/21/2021	10/21/2021 12:30	EPA 8260	

Pace Analytical®
ENVIRONMENTAL SCIENCES
MOBILE LAB SERVICES

2525 Advance Road
Madison, WI 53718
608.221.8700 Phone
608.221.4889 Fax

TRC Environmental Corporation, Inc.
708 Heartland Trail, Ste 3000
Madison WI, 53717

Project: Madison Kipp Corporation - Madison, WI
Project Number: 419610.0002.000001
Project Manager: Andrew Stehn

Polychlorinated Biphenyls by EPA Method 8082 - Quality Control

Pace Analytical - Madison

Analyte	Result	Limit of Quantitation	Units	Spike Level	Source Result	%REC	%REC Limits	RPD	RPD Limit	Notes
Batch A110156 - EPA 3511										
Blank (A110156-BLK1)				Prepared: 10/20/2021 Analyzed: 10/21/2021 22:45						
PCB-1016	ND	0.13	ug/L							
PCB-1221	ND	0.25	ug/L							
PCB-1232	ND	0.13	ug/L							
PCB-1242	ND	0.13	ug/L							
PCB-1248	ND	0.13	ug/L							
PCB-1254	ND	0.13	ug/L							
PCB-1260	ND	0.13	ug/L							
Total PCBs	ND	0.25	ug/L							
Surrogate: Tetrachloro-meta-xylene	*0.807*		*ug/L*	*0.7500*		*108*	*60.7-128*			
Surrogate: Decachlorobiphenyl	*0.940*		*ug/L*	*0.7500*		*125*	*57.1-151*			
LCS (A110156-BS1)				Prepared: 10/20/2021 Analyzed: 10/21/2021 23:11						
PCB-1254	14.3	0.12	ug/L	12.47		115	70-130			
Surrogate: Tetrachloro-meta-xylene	*0.738*		*ug/L*	*0.7481*		*98.6*	*60.7-128*			
Surrogate: Decachlorobiphenyl	*0.820*		*ug/L*	*0.7481*		*110*	*57.1-151*			
Matrix Spike (A110156-MS1)	**Source: A214209-11**			Prepared: 10/20/2021 Analyzed: 10/22/2021 07:03						
PCB-1254	13.2	0.12	ug/L	12.44	ND	106	60-140			
Surrogate: Tetrachloro-meta-xylene	*0.702*		*ug/L*	*0.7463*		*94.1*	*60.7-128*			
Surrogate: Decachlorobiphenyl	*0.808*		*ug/L*	*0.7463*		*108*	*57.1-151*			
Matrix Spike Dup (A110156-MSD1)	**Source: A214209-11**			Prepared: 10/20/2021 Analyzed: 10/22/2021 07:29						
PCB-1254	14.1	0.12	ug/L	12.35	ND	114	60-140	6.49	20	
Surrogate: Tetrachloro-meta-xylene	*0.727*		*ug/L*	*0.7407*		*98.2*	*60.7-128*			
Surrogate: Decachlorobiphenyl	*0.838*		*ug/L*	*0.7407*		*113*	*57.1-151*			

Pace Analytical®
ENVIRONMENTAL SCIENCES
MOBILE LAB SERVICES

2525 Advance Road
Madison, WI 53718
608.221.8700 Phone
608.221.4889 Fax

TRC Environmental Corporation, Inc.	Project: Madison Kipp Corporation - Madison, WI
708 Heartland Trail, Ste 3000	Project Number: 419610.0002.000001
Madison WI, 53717	Project Manager: Andrew Stehn

Notes and Definitions

M1	Matrix spike recovery exceeded QC limits. Batch accepted based on laboratory control sample (LCS) recovery.
J	Estimated concentration above the adjusted method detection limit and below the adjusted reporting limit.
ND	Analyte NOT DETECTED at or above the reporting limit or limit of detection (if listed).
NR	Not Reported
dry	Sample results reported on a dry weight basis. Detection limits (if listed) and reporting limits have been adjusted for the solids content. If the word 'dry' does not appear after the units, results are reported on an as-is basis.
RPD	Relative Percent Difference

Detection limits (if listed) and reporting limits have been adjusted for dilutions, if reported.

CHAIN-OF-CUSTODY Analytical Request Document

Pace Analytical®

Chain-of-Custody is a LEGAL DOCUMENT - Complete all relevent fields

LAB USE ONLY- Affix Workorder/Login Label Here or List Pace Workorder Number or MTJL Log-in Number Here

A214201

ALL SHADED AREAS are for LAB USE ONLY

Company: TRC Env.	Billing Information:
Address: 708 Heartland Tr. Ste 3000	
Report To: Andy Stehn	Email To: Astehn@trccompanies.com
Copy To:	Site Collection Info/Address: Madison Kipp
Customer Project Name/Number: 419610.0002.00001	State: WI County/City: Madison Time Zone Collected: [ ] PT [ ] MT [✓] CT [ ] ET
Phone: 608-234-7374 Email:	Site/Facility ID #: Madison Kipp
Collected By (print): Wesley Bragen	Purchase Order #: 162363 Quote #:
Collected By (signature): Wes Bragen	Turnaround Date Required:
Sample Disposal: [ ] Dispose as appropriate [ ] Return [ ] Archive: [ ] Hold:	Rush: [ ] Same Day [ ] Next Day [ ] 2 Day [ ] 3 Day [ ] 4 Day [ ] 5 Day (Expedite Charges Apply)
	Compliance Monitoring? [ ] Yes [ ] No
	DW PWS ID #: DW Location Code:
	Immediately Packed on Ice: [✓] Yes [ ] No
	Field Filtered (if applicable): [ ] Yes [✓] No Analysis:

Container Preservative Type **: 3 U U U

Lab Project Manager:

** Preservative Types: (1) nitric acid, (2) sulfuric acid, (3) hydrochloric acid, (4) sodium hydroxide, (5) zinc acetate, (6) methanol, (7) sodium bisulfate, (8) sodium thiosulfate, (9) hexane, (A) ascorbic acid, (B) ammonium sulfate, (C) ammonium hydroxide, (D) TSP, (U) Unpreserved, (O) Other

* Matrix Codes (Insert in Matrix box below): Drinking Water (DW), Ground Water (GW), Wastewater (WW), Product (P), Soil/Solid (SL), Oil (OL), Wipe (WP), Air (AR), Tissue (TS), Bioassay (B), Vapor (V), Other (OT)

Customer Sample ID	Matrix *	Comp / Grab	Collected (or Composite Start) Date	Collected (or Composite Start) Time	Composite End Date	Composite End Time	Res Cl	# of Ctns	VOCs (8260)	PCB	TDS	TSS								Lab Sample #
MP-13(163-167)-202110	GW	G	10/11/21	13:25				3	✓											01
MP-13(135-139)-202110	GW	G	10/11/21	14:10				3	✓											02
MP-13(121-125)-202110	GW	G	10/11/21	14:40				3	✓											03
MP-13(102-106)-202110	GW	G	10/11/21	14:55				3	✓											04
MP-13(081-085)-202110	GW	G	10/11/21	15:25				3	✓											05
MP-13(067-071)-202110	GW	G	10/11/21	15:40				3	✓											06
MP-13(044-048)-202110	GW	G	10/11/21	16:05				3	✓											07
MP-14(170-175)-202110	GW	G	10/12/21	13:45				3	✓											08
MP-14(135-140)-202110	GW	G	10/12/21	14:05				3	✓											09
MP-14(100-105)-202110	GW	G	10/12/21	14:20				3	✓											10

Lab Profile/Line:

Lab Sample Receipt Checklist:

Custody Seals Present/Intact	Y	N	(NA)
Custody Signatures Present	Y	N	(NA)
Collector Signature Present	(Y)	N	NA
Bottles Intact	(Y)	N	NA
Correct Bottles	(Y)	N	NA
Sufficient Volume	(Y)	N	NA
Samples Received on Ice	(Y)	N	NA
VOA - Headspace Acceptable	(Y)	N	NA
USDA Regulated Soils	Y	N	(NA)
Samples in Holding Time	(Y)	N	NA
Residual Chlorine Present	Y	N	(NA)
Cl Strips:			
Sample pH Acceptable	Y	N	(NA)
pH Strips:			
Sulfide Present	Y	N	(NA)
Lead Acetate Strips:			

LAB USE ONLY:
Lab Sample # / Comments:

Customer Remarks / Special Conditions / Possible Hazards:

Type of Ice Used: (Wet) Blue Dry None

Packing Material Used:

Radchem sample(s) screened (<500 cpm): Y N NA

SHORT HOLDS PRESENT (<72 hours): Y N N/A

Lab Tracking #: 2659492

Samples received via: FEDEX UPS Client Courier Pace Courier

Lab Sample Temperature Info:
Temp Blank Received: (Y) N NA
Therm ID#: 100142274 Exp. 12-17-21
Cooler 1 Temp Upon Receipt: 3.8 oC
Cooler 1 Therm Corr. Factor: — oC
Cooler 1 Corrected Temp: 3.8 oC
Comments:

Relinquished by/Company: (Signature)	Date/Time:	Received by/Company: (Signature)	Date/Time:
[signature] TRC	10/15/21 1626	[signature]	10-15-21 1626
Relinquished by/Company: (Signature)	Date/Time:	Received by/Company: (Signature)	Date/Time:
Relinquished by/Company: (Signature)	Date/Time:	Received by/Company: (Signature)	Date/Time:

MTJL LAB USE ONLY
Table #:
Acctnum:
Template:
Prelogin:
PM:
PB:

Trip Blank Received: Y N NA
HCL MeOH TSP Other

Non Conformance(s): YES / NO

Page: 1 of: 4

CHAIN-OF-CUSTODY Analytical Request Document

Pace Analytical®

Chain-of-Custody is a LEGAL DOCUMENT - Complete all relevent fields

LAB USE ONLY- Affix Workorder/Login Label Here or List Pace Workorder Number or MTJL Log-in Number Here: A214201

ALL SHADED AREAS are for LAB USE ONLY

Company: TRC Env.	Billing Information:
Address: 900 Heartland Tr. Ste 3000	
Report To: Andy Stehn	Email To: Astehn@Trcompanies.com
Copy To:	Site Collection Info/Address: Madison Kipp Corp
Customer Project Name/Number: 419610.0002.000001	State: WI County/City: Madison Time Zone Collected: [ ] PT [ ] MT [X] CT [ ] ET
Phone: 608-234-7374 Email:	Site/Facility ID #: Madison Kipp Corp
Collected By (print): Wesley Bragen	Purchase Order #: 162363 Quote #:
Collected By (signature): Wesley Bragen	Turnaround Date Required:
Sample Disposal: [ ] Dispose as appropriate [ ] Return [ ] Archive: _____ [ ] Hold: _____	Rush: [ ] Same Day [ ] Next Day [ ] 2 Day [ ] 3 Day [ ] 4 Day [ ] 5 Day (Expedite Charges Apply)

Compliance Monitoring? [ ] Yes [ ] No

DW PWS ID #: DW Location Code:

Immediately Packed on Ice: [X] Yes [ ] No

Field Filtered (if applicable): [ ] Yes [X] No

Analysis: _____

Container Preservative Type **: 3 U U U

Lab Project Manager:

** Preservative Types: (1) nitric acid, (2) sulfuric acid, (3) hydrochloric acid, (4) sodium hydroxide, (5) zinc acetate, (6) methanol, (7) sodium bisulfate, (8) sodium thiosulfate, (9) hexane, (A) ascorbic acid, (B) ammonium sulfate, (C) ammonium hydroxide, (D) TSP, (U) Unpreserved, (O) Other _____

* Matrix Codes (Insert in Matrix box below): Drinking Water (DW), Ground Water (GW), Wastewater (WW), Product (P), Soil/Solid (SL), Oil (OL), Wipe (WP), Air (AR), Tissue (TS), Bioassay (B), Vapor (V), Other (OT)

Customer Sample ID	Matrix *	Comp / Grab	Collected (or Composite Start) Date	Collected (or Composite Start) Time	Composite End Date	Composite End Time	Res Cl	# of Ctns	VOCs	TDS	TSS	PCBs							Analyses
MP-15(177-187)-202110	GW	G	10/12/21	10:40				3	X										11
MP-15(142-146)-202110	GW	G	10/12/21	11:10				3	/										12
MP-15(120-125)-202110	GW	G	10/12/21	11:30				3	/										13
MP-15(100-105)-202110	GW	G	10/12/21	11:50				3	/										14
MP-15(088-092)-202110	GW	G	10/12/21	12:10				3	/										15
MP-16(175-179)-202110	GW	G	10/12/21	15:05				3	/										16
MP-16(140-144)-202110	GW	G	10/12/21	15:20				3	/										17
MP-16(106-116)-202110	GW	G	10/12/21	15:40				3	/										18
MW-4S-202110	GW	G	10/15/21	13:26				4	/	/	/	/							19
MW-4D-202110	GW	G	10/15/21	14:53				4	/	/	/	/							20

Lab Profile/Line:

Lab Sample Receipt Checklist:

Custody Seals Present/Intact	Y	N	NA
Custody Signatures Present	Y	N	NA
Collector Signature Present	Y	N	NA
Bottles Intact	Y	N	NA
Correct Bottles	Y	N	NA
Sufficient Volume	Y	N	NA
Samples Received on Ice	Y	N	NA
VOA - Headspace Acceptable	Y	N	NA
USDA Regulated Soils	Y	N	NA
Samples in Holding Time	Y	N	NA
Residual Chlorine Present	Y	N	NA
Cl Strips: _____			
Sample pH Acceptable	Y	N	NA
pH Strips: _____			
Sulfide Present	Y	N	NA
Lead Acetate Strips: _____			

LAB USE ONLY:
Lab Sample # / Comments:
See page 1 jd 10-15-21

Customer Remarks / Special Conditions / Possible Hazards:

Type of Ice Used: (Wet) Blue Dry None

Packing Material Used:

Radchem sample(s) screened (<500 cpm): Y N NA

SHORT HOLDS PRESENT (<72 hours): Y N N/A

Lab Tracking #: 2659489

Samples received via: FEDEX UPS Client Courier Pace Courier

Lab Sample Temperature Info:
Temp Blank Received: (Y) N NA
Therm ID#: 160142274 Ex1 12170
Cooler 1 Temp Upon Receipt: 3.8 oC
Cooler 1 Therm Corr. Factor: — oC
Cooler 1 Corrected Temp: 3.8 oC
Comments:

Trip Blank Received: Y N NA
HCL MeOH TSP Other

Non Conformance(s): YES / NO

Page: 2 of: 4

Relinquished by/Company: (Signature)	Date/Time:	Received by/Company: (Signature)	Date/Time:
TRC	10/15/21 1626		
Relinquished by/Company: (Signature)	Date/Time:	Received by/Company: (Signature)	Date/Time:
Relinquished by/Company: (Signature)	Date/Time:	Received by/Company: (Signature)	Date/Time:

MTJL LAB USE ONLY
Table #:
Acctnum:
Template:
Prelogin:
PM:
PB:

CHAIN-OF-CUSTODY Analytical Request Document

Pace Analytical®

Chain-of-Custody is a LEGAL DOCUMENT - Complete all relevent fields

LAB USE ONLY- Affix Workorder/Login Label Here or List Pace Workorder Number or MTJL Log-in Number Here

A214201

ALL SHADED AREAS are for LAB USE ONLY

Company: TRC Env.	Billing Information:
Address: 708 Heartland Tr. Ste 3000	
Report To: Andy Stehn	Email To: Astehn@trccompanies.com
Copy To:	Site Collection Info/Address: Madison Kipp
Customer Project Name/Number: 419660.0002.000001	State: WI County/City: Madison Time Zone Collected: [ ] PT [ ] MT [✓] CT [ ] ET
Phone: 608-234-7374 Email:	Site/Facility ID #: Madison Kipp Corp
Collected By (print): Wesley Brager	Purchase Order #: 162363 Quote #:
Collected By (signature):	Turnaround Date Required:
Sample Disposal: [ ] Dispose as appropriate [ ] Return [ ] Archive: [ ] Hold:	Rush: [ ] Same Day [ ] Next Day [ ] 2 Day [ ] 3 Day [ ] 4 Day [ ] 5 Day (Expedite Charges Apply)
Compliance Monitoring? [ ] Yes [ ] No	DW PWS ID #: DW Location Code:
Immediately Packed on Ice: [✓] Yes [ ] No	Field Filtered (if applicable): [ ] Yes [✓] No Analysis:

Container Preservative Type ** | Lab Project Manager:

3 U U U

** Preservative Types: (1) nitric acid, (2) sulfuric acid, (3) hydrochloric acid, (4) sodium hydroxide, (5) zinc acetate, (6) methanol, (7) sodium bisulfate, (8) sodium thiosulfate, (9) hexane, (A) ascorbic acid, (B) ammonium sulfate, (C) ammonium hydroxide, (D) TSP, (U) Unpreserved, (O) Other _____

* Matrix Codes (Insert in Matrix box below): Drinking Water (DW), Ground Water (GW), Wastewater (WW), Product (P), Soil/Solid (SL), Oil (OL), Wipe (WP), Air (AR), Tissue (TS), Bioassay (B), Vapor (V), Other (OT)

Customer Sample ID	Matrix *	Comp / Grab	Collected (or Composite Start) Date	Collected (or Composite Start) Time	Composite End Date	Composite End Time	Res Cl	# of Ctns	VOCs	PCBs	TDS	TSS							Analyses
MW-4D2-202110	GW	G	10/15/21	12:57				3	/										21
MW-5S-202110	GW	G	10/15/21	15:05				3	/	/	/	/							22
MW-5D-202110	GW	G	10/15/21	10:33				3	/										23
MW-5D2-202110	GW	G	10/15/21	10:11				3	/										24
MW-5D3-202110	GW	G	10/14/21	15:23				3	/										25
MW-6S-202110	GW	G	10/14/21	12:52				3	/	/	/	/							26
MW-6D-202110	GW	G	10/14/21	11:05				3	/										27
MW-17-202110	GW	G	10/14/21	10:21				3	/										28
MW-24-202110	GW	G	10/14/21	12:56				4		/	/	/							29
MW-25D-202110	GW	G	10/13/21	13:28				3	/										30

Lab Profile/Line:

Lab Sample Receipt Checklist:

Custody Seals Present/Intact	Y	N	NA
Custody Signatures Present	Y	N	NA
Collector Signature Present	Y	N	NA
Bottles Intact	Y	N	NA
Correct Bottles	Y	N	NA
Sufficient Volume	Y	N	NA
Samples Received on Ice	Y	N	NA
VOA - Headspace Acceptable	Y	N	NA
USDA Regulated Soils	Y	N	NA
Samples in Holding Time	Y	N	NA
Residual Chlorine Present	Y	N	NA
Cl Strips:			
Sample pH Acceptable	Y	N	NA
pH Strips:			
Sulfide Present	Y	N	NA
Lead Acetate Strips:			

LAB USE ONLY:
Lab Sample # / Comments:

See page 1 gj 10-15-21

Customer Remarks / Special Conditions / Possible Hazards:
① 1000ml plastic bottle/container labelled as 1502 instead of 1505. RoA (one of the six containers) 10/18/21

Type of Ice Used: (Wet) Blue Dry None

Packing Material Used:

Radchem sample(s) screened (<500 cpm): Y N NA

SHORT HOLDS PRESENT (<72 hours): Y N N/A

Lab Tracking #: 2659488

Samples received via: FEDEX UPS Client Courier Pace Courier

Lab Sample Temperature Info:
Temp Blank Received: (Y) N NA
Therm ID#: IR0142274 Exp 12-17-21
Cooler 1 Temp Upon Receipt: 3.8 oC
Cooler 1 Therm Corr. Factor: — oC
Cooler 1 Corrected Temp: 3.8 oC
Comments:

Relinquished by/Company: (Signature)	Date/Time:	Received by/Company: (Signature)	Date/Time:
TRC	10/15/21 1626		10-15-21 1626
Relinquished by/Company: (Signature)	Date/Time:	Received by/Company: (Signature)	Date/Time:
Relinquished by/Company: (Signature)	Date/Time:	Received by/Company: (Signature)	Date/Time:

MTJL LAB USE ONLY
Table #:
Acctnum:
Template:
Prelogin:
PM:
PB:

Trip Blank Received: Y N NA
HCL MeOH TSP Other

Non Conformance(s): YES / NO

Page: 3 of: 4

CHAIN-OF-CUSTODY Analytical Request Document

Pace Analytical®

Chain-of-Custody is a LEGAL DOCUMENT - Complete all relevent fields

LAB USE ONLY- Affix Workorder/Login Label Here or List Pace Workorder Number or MTJL Log-in Number Here: A214201

ALL SHADED AREAS are for LAB USE ONLY

Company: TRC Env.	Billing Information:
Address: 708 Heartland Tr Ste 3000	
Report To: Andy Stehn	Email To: AStehn@trccompanies.com
Copy To:	Site Collection Info/Address: Madison Kipp
Customer Project Name/Number: 419616.000002.000001	State: WI County/City: Madison Time Zone Collected: [ ] PT [ ] MT [✓] CT [ ] ET
Phone: 608-234-7374 Email:	Site/Facility ID #: Madison Kipp Corp
Collected By (print): Wesley Braga	Purchase Order #: 162363 Quote #:
Collected By (signature): Wes M Braga	Turnaround Date Required:
Sample Disposal: [ ] Dispose as appropriate [ ] Return [ ] Archive: _____ [ ] Hold: _____	Rush: [ ] Same Day [ ] Next Day [ ] 2 Day [ ] 3 Day [ ] 4 Day [ ] 5 Day (Expedite Charges Apply)

Compliance Monitoring? [ ] Yes [ ] No

DW PWS ID #: DW Location Code:

Immediately Packed on Ice: [✓] Yes [ ] No

Field Filtered (if applicable): [✓] Yes [ ] No

Analysis: _____

Container Preservative Type **: 3 U U U

Lab Project Manager:

** Preservative Types: (1) nitric acid, (2) sulfuric acid, (3) hydrochloric acid, (4) sodium hydroxide, (5) zinc acetate, (6) methanol, (7) sodium bisulfate, (8) sodium thiosulfate, (9) hexane, (A) ascorbic acid, (B) ammonium sulfate, (C) ammonium hydroxide, (D) TSP, (U) Unpreserved, (O) Other _____

* Matrix Codes (Insert in Matrix box below): Drinking Water (DW), Ground Water (GW), Wastewater (WW), Product (P), Soil/Solid (SL), Oil (OL), Wipe (WP), Air (AR), Tissue (TS), Bioassay (B), Vapor (V), Other (OT)

Customer Sample ID	Matrix *	Comp / Grab	Collected (or Composite Start) Date	Collected (or Composite Start) Time	Composite End Date	Composite End Time	Res Cl	# of Ctns	VOCs	PCBs	TDS	TSS							Analyses	Lab Sample # / Comments
MW-25D2-202110	GW	G	10/13/21	11:16				3	✓										31	Seepage 1 jf 10-15-21
MW-27D-202110	GW	G	10/13/21	15:59				3	✓										32	
MW-27D2-202110	GW	G	10/13/21	15:05				9	✓										33	MS/MSD
MW-2D-202110	GW	G	10/15/21	15:50				3	✓										34	No Sample Received jf 10-20-21
DUP-01-202110	GW	G	10/14/21	—				7	✓	✓	✓	✓							35	
TRIPBLANK 202110 ~~GW~~		TB	—	—					X										36	Also Received in Cooler jf 10-20-21

Customer Remarks / Special Conditions / Possible Hazards:

Type of Ice Used: (Wet) Blue Dry None

Packing Material Used:

Radchem sample(s) screened (<500 cpm): Y N NA

SHORT HOLDS PRESENT (<72 hours): Y N N/A

Lab Tracking #: 2659487

Samples received via: FEDEX UPS Client Courier Pace Courier

Lab Sample Temperature Info:
Temp Blank Received: (Y) N NA
Therm ID#: 1100142274 Exp 12-17-21
Cooler 1 Temp Upon Receipt: 3.8 oC
Cooler 1 Therm Corr. Factor: — oC
Cooler 1 Corrected Temp: 3.8 oC
Comments:

Trip Blank Received: Y N NA
HCL MeOH TSP Other

Non Conformance(s): YES / NO

Page: 4 of: 4

Relinquished by/Company: (Signature)	Date/Time:	Received by/Company: (Signature)	Date/Time:
	10/15/21 1626		10-15-21 1626
Relinquished by/Company: (Signature)	Date/Time:	Received by/Company: (Signature)	Date/Time:
Relinquished by/Company: (Signature)	Date/Time:	Received by/Company: (Signature)	Date/Time:

MTJL LAB USE ONLY
Table #:
Acctnum:
Template:
Prelogin:
PM:
PB:

Page 79 of 175 A214201 FINAL 11 01 2021 0940

Pace Analytical Services, LLC
1241 Bellevue Street - Suite 9
Green Bay, WI 54302
(920)469-2436

October 26, 2021

Jessica Esser
Pace Analytical Madison
2525 Advance Road
Madison, WI 53718

RE: Project: A214201 MADISON KIPP CORP.
Pace Project No.: 40235451

Dear Jessica Esser:

Enclosed are the analytical results for sample(s) received by the laboratory on October 19, 2021. The results relate only to the samples included in this report. Results reported herein conform to the applicable TNI/NELAC Standards and the laboratory's Quality Manual, where applicable, unless otherwise noted in the body of the report.

The test results provided in this final report were generated by each of the following laboratories within the Pace Network:

- Pace Analytical Services - Green Bay

If you have any questions concerning this report, please feel free to contact me.

Sincerely,

Dan Milewsky
dan.milewsky@pacelabs.com
(920)469-2436
Project Manager

Enclosures

This report shall not be reproduced, except in full,
without the written consent of Pace Analytical Services, LLC.

Pace Analytical Services, LLC
1241 Bellevue Street - Suite 9
Green Bay, WI 54302
(920)469-2436

CERTIFICATIONS

Project: A214201 MADISON KIPP CORP.
Pace Project No.: 40235451

Pace Analytical Services Green Bay
1241 Bellevue Street, Green Bay, WI 54302
Florida/NELAP Certification #: E87948
Illinois Certification #: 200050
Kentucky UST Certification #: 82
Louisiana Certification #: 04168
Minnesota Certification #: 055-999-334
New York Certification #: 12064
North Dakota Certification #: R-150
Virginia VELAP ID: 460263
South Carolina Certification #: 83006001
Texas Certification #: T104704529-14-1
Wisconsin Certification #: 405132750
Wisconsin DATCP Certification #: 105-444
USDA Soil Permit #: P330-16-00157
Federal Fish & Wildlife Permit #: LE51774A-0

This report shall not be reproduced, except in full,
without the written consent of Pace Analytical Services, LLC.

Pace Analytical Services, LLC
1241 Bellevue Street - Suite 9
Green Bay, WI 54302
(920)469-2436

SAMPLE SUMMARY

Project: A214201 MADISON KIPP CORP.
Pace Project No.: 40235451

Lab ID	Sample ID	Matrix	Date Collected	Date Received
40235451001	**MP-13_163-167_202110**	Water	10/11/21 13:25	10/19/21 08:15
40235451002	**MP-13_135-139_202110**	Water	10/11/21 14:10	10/19/21 08:15
40235451003	**MP-13_121-125_202110**	Water	10/11/21 14:40	10/19/21 08:15
40235451004	**MP-13_102-106_202110**	Water	10/11/21 14:55	10/19/21 08:15
40235451005	**MP-13_081-085_202110**	Water	10/11/21 15:25	10/19/21 08:15
40235451006	**MP-13_067-071_202110**	Water	10/11/21 15:40	10/19/21 08:15
40235451007	**MP-13_044-048_202110**	Water	10/11/21 16:05	10/19/21 08:15
40235451008	**MP-14_170-178_202110**	Water	10/12/21 13:45	10/19/21 08:15
40235451009	**MP-14_135-140_202110**	Water	10/12/21 14:05	10/19/21 08:15
40235451010	**MP-14_100-105_202110**	Water	10/12/21 14:20	10/19/21 08:15
40235451011	**MP-15_177-187_202110**	Water	10/12/21 10:40	10/19/21 08:15
40235451012	**MP-15_142-146_202110**	Water	10/12/21 11:10	10/19/21 08:15
40235451013	**MP-15_120-125_202110**	Water	10/12/21 11:30	10/19/21 08:15
40235451014	**MP-15_100-105_202110**	Water	10/12/21 11:50	10/19/21 08:15
40235451015	**MP-15_088-092_202110**	Water	10/12/21 12:10	10/19/21 08:15
40235451016	**MP-16_175-179_202110**	Water	10/12/21 15:05	10/19/21 08:15
40235451017	**MP-16_140-144_202110**	Water	10/12/21 15:20	10/19/21 08:15
40235451018	**MP-16_106-116_202110**	Water	10/12/21 15:40	10/19/21 08:15
40235451019	**MW-4S-202110**	Water	10/15/21 13:26	10/19/21 08:15
40235451020	**MW-4D-202110**	Water	10/15/21 14:53	10/19/21 08:15
40235451021	**MW-4D2-202110**	Water	10/15/21 12:57	10/19/21 08:15
40235451022	**MW-5S-202110**	Water	10/14/21 15:05	10/19/21 08:15
40235451023	**MW-5D-202110**	Water	10/15/21 10:23	10/19/21 08:15
40235451024	**MW-5D2-202110**	Water	10/15/21 10:11	10/19/21 08:15
40235451025	**MW-5D3-202110**	Water	10/14/21 15:23	10/19/21 08:15
40235451026	**MW-6S-202110**	Water	10/14/21 12:52	10/19/21 08:15
40235451027	**MW-6D-202110**	Water	10/14/21 11:05	10/19/21 08:15
40235451028	**MW-17-202110**	Water	10/14/21 10:21	10/19/21 08:15
40235451029	**MW-24-202110**	Water	10/14/21 12:56	10/19/21 08:15
40235451030	**MW-25D-202110**	Water	10/13/21 13:28	10/19/21 08:15
40235451031	**MW-25D2-202110**	Water	10/13/21 11:16	10/19/21 08:15
40235451032	**MW-27D-202110**	Water	10/13/21 15:59	10/19/21 08:15
40235451033	**MW-27D2-202110**	Water	10/13/21 15:05	10/19/21 08:15
40235451034	**DUP-01-202110**	Water	10/14/21 00:00	10/19/21 08:15
40235451035	**TRIP BLANK 202110**	Water	10/14/21 00:00	10/19/21 08:15

This report shall not be reproduced, except in full,
without the written consent of Pace Analytical Services, LLC.

Pace Analytical Services, LLC
1241 Bellevue Street - Suite 9
Green Bay, WI 54302
(920)469-2436

SAMPLE ANALYTE COUNT

Project: A214201 MADISON KIPP CORP.
Pace Project No.: 40235451

Lab ID	Sample ID	Method	Analysts	Analytes Reported
40235451001	MP-13_163-167_202110	EPA 8260	JAV	73
40235451002	MP-13_135-139_202110	EPA 8260	JAV	73
40235451003	MP-13_121-125_202110	EPA 8260	JAV	73
40235451004	MP-13_102-106_202110	EPA 8260	JAV	73
40235451005	MP-13_081-085_202110	EPA 8260	JAV	73
40235451006	MP-13_067-071_202110	EPA 8260	JAV	73
40235451007	MP-13_044-048_202110	EPA 8260	JAV	73
40235451008	MP-14_170-178_202110	EPA 8260	JAV	73
40235451009	MP-14_135-140_202110	EPA 8260	JAV	73
40235451010	MP-14_100-105_202110	EPA 8260	JAV	73
40235451011	MP-15_177-187_202110	EPA 8260	JAV	73
40235451012	MP-15_142-146_202110	EPA 8260	JAV	73
40235451013	MP-15_120-125_202110	EPA 8260	JAV	73
40235451014	MP-15_100-105_202110	EPA 8260	JAV	73
40235451015	MP-15_088-092_202110	EPA 8260	JAV	73
40235451016	MP-16_175-179_202110	EPA 8260	JAV	73
40235451017	MP-16_140-144_202110	EPA 8260	JAV	73
40235451018	MP-16_106-116_202110	EPA 8260	JAV	73
40235451019	MW-4S-202110	SM 2540C	HNT	1
		SM 2540D	HNT	1
40235451020	MW-4D-202110	SM 2540C	HNT	1
		SM 2540D	HNT	1
40235451021	MW-4D2-202110	EPA 8260	JAV	73
40235451022	MW-5S-202110	EPA 8260	JAV	73
		SM 2540C	HNT	1
		SM 2540D	HNT	1
40235451023	MW-5D-202110	EPA 8260	JAV	72
40235451024	MW-5D2-202110	EPA 8260	JAV	73
40235451025	MW-5D3-202110	EPA 8260	JAV	73
40235451026	MW-6S-202110	EPA 8260	JAV	73
		SM 2540C	HNT	1
		SM 2540D	HNT	1
40235451027	MW-6D-202110	EPA 8260	JAV	73
40235451028	MW-17-202110	EPA 8260	JAV	73
40235451029	MW-24-202110	SM 2540C	HNT	1
		SM 2540D	HNT	1
40235451030	MW-25D-202110	EPA 8260	JAV	73

This report shall not be reproduced, except in full,
without the written consent of Pace Analytical Services, LLC.

Pace Analytical Services, LLC
1241 Bellevue Street - Suite 9
Green Bay, WI 54302
(920)469-2436

SAMPLE ANALYTE COUNT

Project: A214201 MADISON KIPP CORP.
Pace Project No.: 40235451

Lab ID	Sample ID	Method	Analysts	Analytes Reported
40235451031	**MW-25D2-202110**	EPA 8260	JAV	73
40235451032	**MW-27D-202110**	EPA 8260	JAV	73
40235451033	**MW-27D2-202110**	EPA 8260	JAV	73
40235451034	**DUP-01-202110**	EPA 8260	JAV	73
		SM 2540C	HNT	1
		SM 2540D	HNT	1
40235451035	**TRIP BLANK 202110**	EPA 8260	JAV	73

PASI-G = Pace Analytical Services - Green Bay

This report shall not be reproduced, except in full,
without the written consent of Pace Analytical Services, LLC.

Pace Analytical Services, LLC
1241 Bellevue Street - Suite 9
Green Bay, WI 54302
(920)469-2436

ANALYTICAL RESULTS

Project: A214201 MADISON KIPP CORP.
Pace Project No.: 40235451

Sample: MP-13_163-167_202110 **Lab ID: 40235451001** Collected: 10/11/21 13:25 Received: 10/19/21 08:15 Matrix: Water

Parameters	Results	Units	LOQ	LOD	DF	Prepared	Analyzed	CAS No.	Qual
8260 MSV	Analytical Method: EPA 8260 Pace Analytical Services - Green Bay								
1,1,1,2-Tetrachloroethane	**<0.36**	ug/L	1.0	0.36	1		10/20/21 15:27	630-20-6	
1,1,1-Trichloroethane	**<0.30**	ug/L	1.0	0.30	1		10/20/21 15:27	71-55-6	
1,1,2,2-Tetrachloroethane	**<0.38**	ug/L	1.0	0.38	1		10/20/21 15:27	79-34-5	
1,1,2-Trichloroethane	**<0.34**	ug/L	5.0	0.34	1		10/20/21 15:27	79-00-5	
1,1,2-Trichlorotrifluoroethane	**<0.38**	ug/L	5.0	0.38	1		10/20/21 15:27	76-13-1	
1,1-Dichloroethane	**<0.30**	ug/L	1.0	0.30	1		10/20/21 15:27	75-34-3	
1,1-Dichloroethene	**<0.58**	ug/L	1.0	0.58	1		10/20/21 15:27	75-35-4	
1,1-Dichloropropene	**<0.41**	ug/L	1.0	0.41	1		10/20/21 15:27	563-58-6	
1,2,3-Trichlorobenzene	**<1.0**	ug/L	5.0	1.0	1		10/20/21 15:27	87-61-6	
1,2,3-Trichloropropane	**<0.56**	ug/L	5.0	0.56	1		10/20/21 15:27	96-18-4	
1,2,4-Trichlorobenzene	**<0.95**	ug/L	5.0	0.95	1		10/20/21 15:27	120-82-1	
1,2,4-Trimethylbenzene	**<0.45**	ug/L	1.0	0.45	1		10/20/21 15:27	95-63-6	
1,2-Dibromo-3-chloropropane	**<2.4**	ug/L	5.0	2.4	1		10/20/21 15:27	96-12-8	
1,2-Dibromoethane (EDB)	**<0.31**	ug/L	1.0	0.31	1		10/20/21 15:27	106-93-4	
1,2-Dichlorobenzene	**<0.33**	ug/L	1.0	0.33	1		10/20/21 15:27	95-50-1	
1,2-Dichloroethane	**<0.29**	ug/L	1.0	0.29	1		10/20/21 15:27	107-06-2	
1,2-Dichloropropane	**<0.45**	ug/L	1.0	0.45	1		10/20/21 15:27	78-87-5	
1,3,5-Trimethylbenzene	**<0.36**	ug/L	1.0	0.36	1		10/20/21 15:27	108-67-8	
1,3-Dichlorobenzene	**<0.35**	ug/L	1.0	0.35	1		10/20/21 15:27	541-73-1	
1,3-Dichloropropane	**<0.30**	ug/L	1.0	0.30	1		10/20/21 15:27	142-28-9	
1,4-Dichlorobenzene	**<0.89**	ug/L	1.0	0.89	1		10/20/21 15:27	106-46-7	
2,2-Dichloropropane	**<4.2**	ug/L	5.0	4.2	1		10/20/21 15:27	594-20-7	
2-Butanone (MEK)	**<6.5**	ug/L	25.0	6.5	1		10/20/21 15:27	78-93-3	
2-Chlorotoluene	**<0.89**	ug/L	5.0	0.89	1		10/20/21 15:27	95-49-8	
2-Hexanone	**<6.3**	ug/L	25.0	6.3	1		10/20/21 15:27	591-78-6	
4-Chlorotoluene	**<0.89**	ug/L	5.0	0.89	1		10/20/21 15:27	106-43-4	
4-Methyl-2-pentanone (MIBK)	**<6.0**	ug/L	25.0	6.0	1		10/20/21 15:27	108-10-1	
Acetone	**<8.6**	ug/L	25.0	8.6	1		10/20/21 15:27	67-64-1	
Benzene	**<0.30**	ug/L	1.0	0.30	1		10/20/21 15:27	71-43-2	
Bromobenzene	**<0.36**	ug/L	1.0	0.36	1		10/20/21 15:27	108-86-1	
Bromochloromethane	**<0.36**	ug/L	5.0	0.36	1		10/20/21 15:27	74-97-5	
Bromodichloromethane	**<0.42**	ug/L	1.0	0.42	1		10/20/21 15:27	75-27-4	
Bromoform	**<3.8**	ug/L	5.0	3.8	1		10/20/21 15:27	75-25-2	
Bromomethane	**<1.2**	ug/L	5.0	1.2	1		10/20/21 15:27	74-83-9	
Carbon disulfide	**<1.1**	ug/L	5.0	1.1	1		10/20/21 15:27	75-15-0	
Carbon tetrachloride	**<0.37**	ug/L	1.0	0.37	1		10/20/21 15:27	56-23-5	
Chlorobenzene	**<0.86**	ug/L	1.0	0.86	1		10/20/21 15:27	108-90-7	
Chloroethane	**<1.4**	ug/L	5.0	1.4	1		10/20/21 15:27	75-00-3	
Chloroform	**<1.2**	ug/L	5.0	1.2	1		10/20/21 15:27	67-66-3	
Chloromethane	**<1.6**	ug/L	5.0	1.6	1		10/20/21 15:27	74-87-3	
Dibromochloromethane	**<2.6**	ug/L	5.0	2.6	1		10/20/21 15:27	124-48-1	
Dibromomethane	**<0.99**	ug/L	5.0	0.99	1		10/20/21 15:27	74-95-3	
Dichlorodifluoromethane	**<0.46**	ug/L	5.0	0.46	1		10/20/21 15:27	75-71-8	
Diisopropyl ether	**<1.1**	ug/L	5.0	1.1	1		10/20/21 15:27	108-20-3	
Ethylbenzene	**<0.33**	ug/L	1.0	0.33	1		10/20/21 15:27	100-41-4	

This report shall not be reproduced, except in full,
without the written consent of Pace Analytical Services, LLC.

Pace Analytical Services, LLC
1241 Bellevue Street - Suite 9
Green Bay, WI 54302
(920)469-2436

ANALYTICAL RESULTS

Project: A214201 MADISON KIPP CORP.
Pace Project No.: 40235451

Sample: MP-13_163-167_202110 **Lab ID: 40235451001** Collected: 10/11/21 13:25 Received: 10/19/21 08:15 Matrix: Water

Parameters	Results	Units	LOQ	LOD	DF	Prepared	Analyzed	CAS No.	Qual
8260 MSV	Analytical Method: EPA 8260 Pace Analytical Services - Green Bay								
Hexachloro-1,3-butadiene	**<2.7**	ug/L	5.0	2.7	1		10/20/21 15:27	87-68-3	
Isopropylbenzene (Cumene)	**<1.0**	ug/L	5.0	1.0	1		10/20/21 15:27	98-82-8	
Methyl-tert-butyl ether	**<1.1**	ug/L	5.0	1.1	1		10/20/21 15:27	1634-04-4	
Methylene Chloride	**<0.32**	ug/L	5.0	0.32	1		10/20/21 15:27	75-09-2	
Naphthalene	**<1.1**	ug/L	5.0	1.1	1		10/20/21 15:27	91-20-3	
Styrene	**<0.36**	ug/L	1.0	0.36	1		10/20/21 15:27	100-42-5	
Tetrachloroethene	**145**	ug/L	1.0	0.41	1		10/20/21 15:27	127-18-4	M1
Tetrahydrofuran	**<2.4**	ug/L	25.0	2.4	1		10/20/21 15:27	109-99-9	
Toluene	**<0.29**	ug/L	1.0	0.29	1		10/20/21 15:27	108-88-3	
Trichloroethene	**13.5**	ug/L	1.0	0.32	1		10/20/21 15:27	79-01-6	
Trichlorofluoromethane	**<0.42**	ug/L	1.0	0.42	1		10/20/21 15:27	75-69-4	
Vinyl chloride	**<0.17**	ug/L	1.0	0.17	1		10/20/21 15:27	75-01-4	
Xylene (Total)	**<1.0**	ug/L	3.0	1.0	1		10/20/21 15:27	1330-20-7	
cis-1,2-Dichloroethene	**22.7**	ug/L	1.0	0.47	1		10/20/21 15:27	156-59-2	
cis-1,3-Dichloropropene	**<0.36**	ug/L	1.0	0.36	1		10/20/21 15:27	10061-01-5	
m&p-Xylene	**<0.70**	ug/L	2.0	0.70	1		10/20/21 15:27	179601-23-1	
n-Butylbenzene	**<0.86**	ug/L	1.0	0.86	1		10/20/21 15:27	104-51-8	
n-Hexane	**<1.5**	ug/L	5.0	1.5	1		10/20/21 15:27	110-54-3	
n-Propylbenzene	**<0.35**	ug/L	1.0	0.35	1		10/20/21 15:27	103-65-1	
o-Xylene	**<0.35**	ug/L	1.0	0.35	1		10/20/21 15:27	95-47-6	
p-Isopropyltoluene	**<1.0**	ug/L	5.0	1.0	1		10/20/21 15:27	99-87-6	
sec-Butylbenzene	**<0.42**	ug/L	1.0	0.42	1		10/20/21 15:27	135-98-8	
tert-Butylbenzene	**<0.59**	ug/L	1.0	0.59	1		10/20/21 15:27	98-06-6	
trans-1,2-Dichloroethene	**<0.53**	ug/L	1.0	0.53	1		10/20/21 15:27	156-60-5	
trans-1,3-Dichloropropene	**<3.5**	ug/L	5.0	3.5	1		10/20/21 15:27	10061-02-6	
Surrogates									
4-Bromofluorobenzene (S)	94	%	70-130		1		10/20/21 15:27	460-00-4	
1,2-Dichlorobenzene-d4 (S)	100	%	70-130		1		10/20/21 15:27	2199-69-1	
Toluene-d8 (S)	102	%	70-130		1		10/20/21 15:27	2037-26-5	

REPORT OF LABORATORY ANALYSIS

This report shall not be reproduced, except in full,
without the written consent of Pace Analytical Services, LLC.

Pace Analytical Services, LLC
1241 Bellevue Street - Suite 9
Green Bay, WI 54302
(920)469-2436

ANALYTICAL RESULTS

Project: A214201 MADISON KIPP CORP.
Pace Project No.: 40235451

Sample: MP-13_135-139_202110 **Lab ID: 40235451002** Collected: 10/11/21 14:10 Received: 10/19/21 08:15 Matrix: Water

Parameters	Results	Units	LOQ	LOD	DF	Prepared	Analyzed	CAS No.	Qual
8260 MSV	Analytical Method: EPA 8260 Pace Analytical Services - Green Bay								
1,1,1,2-Tetrachloroethane	**<8.9**	ug/L	25.0	8.9	25		10/20/21 19:20	630-20-6	
1,1,1-Trichloroethane	**<7.6**	ug/L	25.0	7.6	25		10/20/21 19:20	71-55-6	
1,1,2,2-Tetrachloroethane	**<9.4**	ug/L	25.0	9.4	25		10/20/21 19:20	79-34-5	
1,1,2-Trichloroethane	**<8.6**	ug/L	125	8.6	25		10/20/21 19:20	79-00-5	
1,1,2-Trichlorotrifluoroethane	**<9.5**	ug/L	125	9.5	25		10/20/21 19:20	76-13-1	
1,1-Dichloroethane	**<7.4**	ug/L	25.0	7.4	25		10/20/21 19:20	75-34-3	
1,1-Dichloroethene	**<14.6**	ug/L	25.0	14.6	25		10/20/21 19:20	75-35-4	
1,1-Dichloropropene	**<10.3**	ug/L	25.0	10.3	25		10/20/21 19:20	563-58-6	
1,2,3-Trichlorobenzene	**<25.5**	ug/L	125	25.5	25		10/20/21 19:20	87-61-6	
1,2,3-Trichloropropane	**<13.9**	ug/L	125	13.9	25		10/20/21 19:20	96-18-4	
1,2,4-Trichlorobenzene	**<23.8**	ug/L	125	23.8	25		10/20/21 19:20	120-82-1	
1,2,4-Trimethylbenzene	**<11.2**	ug/L	25.0	11.2	25		10/20/21 19:20	95-63-6	
1,2-Dibromo-3-chloropropane	**<59.2**	ug/L	125	59.2	25		10/20/21 19:20	96-12-8	
1,2-Dibromoethane (EDB)	**<7.7**	ug/L	25.0	7.7	25		10/20/21 19:20	106-93-4	
1,2-Dichlorobenzene	**<8.1**	ug/L	25.0	8.1	25		10/20/21 19:20	95-50-1	
1,2-Dichloroethane	**<7.3**	ug/L	25.0	7.3	25		10/20/21 19:20	107-06-2	
1,2-Dichloropropane	**<11.2**	ug/L	25.0	11.2	25		10/20/21 19:20	78-87-5	
1,3,5-Trimethylbenzene	**<8.9**	ug/L	25.0	8.9	25		10/20/21 19:20	108-67-8	
1,3-Dichlorobenzene	**<8.8**	ug/L	25.0	8.8	25		10/20/21 19:20	541-73-1	
1,3-Dichloropropane	**<7.6**	ug/L	25.0	7.6	25		10/20/21 19:20	142-28-9	
1,4-Dichlorobenzene	**<22.3**	ug/L	25.0	22.3	25		10/20/21 19:20	106-46-7	
2,2-Dichloropropane	**<104**	ug/L	125	104	25		10/20/21 19:20	594-20-7	
2-Butanone (MEK)	**<163**	ug/L	625	163	25		10/20/21 19:20	78-93-3	
2-Chlorotoluene	**<22.2**	ug/L	125	22.2	25		10/20/21 19:20	95-49-8	
2-Hexanone	**<157**	ug/L	625	157	25		10/20/21 19:20	591-78-6	
4-Chlorotoluene	**<22.4**	ug/L	125	22.4	25		10/20/21 19:20	106-43-4	
4-Methyl-2-pentanone (MIBK)	**<149**	ug/L	625	149	25		10/20/21 19:20	108-10-1	
Acetone	**<216**	ug/L	625	216	25		10/20/21 19:20	67-64-1	
Benzene	**<7.4**	ug/L	25.0	7.4	25		10/20/21 19:20	71-43-2	
Bromobenzene	**<9.0**	ug/L	25.0	9.0	25		10/20/21 19:20	108-86-1	
Bromochloromethane	**<8.9**	ug/L	125	8.9	25		10/20/21 19:20	74-97-5	
Bromodichloromethane	**<10.4**	ug/L	25.0	10.4	25		10/20/21 19:20	75-27-4	
Bromoform	**<95.0**	ug/L	125	95.0	25		10/20/21 19:20	75-25-2	
Bromomethane	**<29.8**	ug/L	125	29.8	25		10/20/21 19:20	74-83-9	
Carbon disulfide	**<27.6**	ug/L	125	27.6	25		10/20/21 19:20	75-15-0	
Carbon tetrachloride	**<9.2**	ug/L	25.0	9.2	25		10/20/21 19:20	56-23-5	
Chlorobenzene	**<21.4**	ug/L	25.0	21.4	25		10/20/21 19:20	108-90-7	
Chloroethane	**<34.5**	ug/L	125	34.5	25		10/20/21 19:20	75-00-3	
Chloroform	**<29.6**	ug/L	125	29.6	25		10/20/21 19:20	67-66-3	
Chloromethane	**<40.9**	ug/L	125	40.9	25		10/20/21 19:20	74-87-3	
Dibromochloromethane	**<66.1**	ug/L	125	66.1	25		10/20/21 19:20	124-48-1	
Dibromomethane	**<24.8**	ug/L	125	24.8	25		10/20/21 19:20	74-95-3	
Dichlorodifluoromethane	**<11.4**	ug/L	125	11.4	25		10/20/21 19:20	75-71-8	
Diisopropyl ether	**<27.5**	ug/L	125	27.5	25		10/20/21 19:20	108-20-3	
Ethylbenzene	**<8.1**	ug/L	25.0	8.1	25		10/20/21 19:20	100-41-4	

This report shall not be reproduced, except in full,
without the written consent of Pace Analytical Services, LLC.

Pace Analytical Services, LLC
1241 Bellevue Street - Suite 9
Green Bay, WI 54302
(920)469-2436

ANALYTICAL RESULTS

Project: A214201 MADISON KIPP CORP.
Pace Project No.: 40235451

Sample: MP-13_135-139_202110 **Lab ID: 40235451002** Collected: 10/11/21 14:10 Received: 10/19/21 08:15 Matrix: Water

Parameters	Results	Units	LOQ	LOD	DF	Prepared	Analyzed	CAS No.	Qual
8260 MSV	Analytical Method: EPA 8260 Pace Analytical Services - Green Bay								
Hexachloro-1,3-butadiene	**<68.4**	ug/L	125	68.4	25		10/20/21 19:20	87-68-3	
Isopropylbenzene (Cumene)	**<25.0**	ug/L	125	25.0	25		10/20/21 19:20	98-82-8	
Methyl-tert-butyl ether	**<28.2**	ug/L	125	28.2	25		10/20/21 19:20	1634-04-4	
Methylene Chloride	**<8.0**	ug/L	125	8.0	25		10/20/21 19:20	75-09-2	
Naphthalene	**<28.2**	ug/L	125	28.2	25		10/20/21 19:20	91-20-3	
Styrene	**<8.9**	ug/L	25.0	8.9	25		10/20/21 19:20	100-42-5	
Tetrachloroethene	**2540**	ug/L	25.0	10.2	25		10/20/21 19:20	127-18-4	
Tetrahydrofuran	**<60.5**	ug/L	625	60.5	25		10/20/21 19:20	109-99-9	
Toluene	**<7.2**	ug/L	25.0	7.2	25		10/20/21 19:20	108-88-3	
Trichloroethene	**131**	ug/L	25.0	8.0	25		10/20/21 19:20	79-01-6	
Trichlorofluoromethane	**<10.5**	ug/L	25.0	10.5	25		10/20/21 19:20	75-69-4	
Vinyl chloride	**<4.4**	ug/L	25.0	4.4	25		10/20/21 19:20	75-01-4	
Xylene (Total)	**<26.2**	ug/L	75.0	26.2	25		10/20/21 19:20	1330-20-7	
cis-1,2-Dichloroethene	**85.9**	ug/L	25.0	11.8	25		10/20/21 19:20	156-59-2	
cis-1,3-Dichloropropene	**<9.0**	ug/L	25.0	9.0	25		10/20/21 19:20	10061-01-5	
m&p-Xylene	**<17.5**	ug/L	50.0	17.5	25		10/20/21 19:20	179601-23-1	
n-Butylbenzene	**<21.4**	ug/L	25.0	21.4	25		10/20/21 19:20	104-51-8	
n-Hexane	**<36.6**	ug/L	125	36.6	25		10/20/21 19:20	110-54-3	
n-Propylbenzene	**<8.6**	ug/L	25.0	8.6	25		10/20/21 19:20	103-65-1	
o-Xylene	**<8.7**	ug/L	25.0	8.7	25		10/20/21 19:20	95-47-6	
p-Isopropyltoluene	**<26.1**	ug/L	125	26.1	25		10/20/21 19:20	99-87-6	
sec-Butylbenzene	**<10.6**	ug/L	25.0	10.6	25		10/20/21 19:20	135-98-8	
tert-Butylbenzene	**<14.7**	ug/L	25.0	14.7	25		10/20/21 19:20	98-06-6	
trans-1,2-Dichloroethene	**<13.2**	ug/L	25.0	13.2	25		10/20/21 19:20	156-60-5	
trans-1,3-Dichloropropene	**<86.6**	ug/L	125	86.6	25		10/20/21 19:20	10061-02-6	
Surrogates									
4-Bromofluorobenzene (S)	93	%	70-130		25		10/20/21 19:20	460-00-4	
1,2-Dichlorobenzene-d4 (S)	100	%	70-130		25		10/20/21 19:20	2199-69-1	
Toluene-d8 (S)	100	%	70-130		25		10/20/21 19:20	2037-26-5	

REPORT OF LABORATORY ANALYSIS

This report shall not be reproduced, except in full,
without the written consent of Pace Analytical Services, LLC.

Pace Analytical Services, LLC
1241 Bellevue Street - Suite 9
Green Bay, WI 54302
(920)469-2436

ANALYTICAL RESULTS

Project: A214201 MADISON KIPP CORP.
Pace Project No.: 40235451

Sample: MP-13_121-125_202110 **Lab ID: 40235451003** Collected: 10/11/21 14:40 Received: 10/19/21 08:15 Matrix: Water

Parameters	Results	Units	LOQ	LOD	DF	Prepared	Analyzed	CAS No.	Qual
8260 MSV	Analytical Method: EPA 8260 Pace Analytical Services - Green Bay								
1,1,1,2-Tetrachloroethane	**<3.6**	ug/L	10.0	3.6	10		10/20/21 20:57	630-20-6	
1,1,1-Trichloroethane	**<3.0**	ug/L	10.0	3.0	10		10/20/21 20:57	71-55-6	
1,1,2,2-Tetrachloroethane	**<3.8**	ug/L	10.0	3.8	10		10/20/21 20:57	79-34-5	
1,1,2-Trichloroethane	**<3.4**	ug/L	50.0	3.4	10		10/20/21 20:57	79-00-5	
1,1,2-Trichlorotrifluoroethane	**<3.8**	ug/L	50.0	3.8	10		10/20/21 20:57	76-13-1	
1,1-Dichloroethane	**<3.0**	ug/L	10.0	3.0	10		10/20/21 20:57	75-34-3	
1,1-Dichloroethene	**<5.8**	ug/L	10.0	5.8	10		10/20/21 20:57	75-35-4	
1,1-Dichloropropene	**<4.1**	ug/L	10.0	4.1	10		10/20/21 20:57	563-58-6	
1,2,3-Trichlorobenzene	**<10.2**	ug/L	50.0	10.2	10		10/20/21 20:57	87-61-6	
1,2,3-Trichloropropane	**<5.6**	ug/L	50.0	5.6	10		10/20/21 20:57	96-18-4	
1,2,4-Trichlorobenzene	**<9.5**	ug/L	50.0	9.5	10		10/20/21 20:57	120-82-1	
1,2,4-Trimethylbenzene	**<4.5**	ug/L	10.0	4.5	10		10/20/21 20:57	95-63-6	
1,2-Dibromo-3-chloropropane	**<23.7**	ug/L	50.0	23.7	10		10/20/21 20:57	96-12-8	
1,2-Dibromoethane (EDB)	**<3.1**	ug/L	10.0	3.1	10		10/20/21 20:57	106-93-4	
1,2-Dichlorobenzene	**<3.3**	ug/L	10.0	3.3	10		10/20/21 20:57	95-50-1	
1,2-Dichloroethane	**<2.9**	ug/L	10.0	2.9	10		10/20/21 20:57	107-06-2	
1,2-Dichloropropane	**<4.5**	ug/L	10.0	4.5	10		10/20/21 20:57	78-87-5	
1,3,5-Trimethylbenzene	**<3.6**	ug/L	10.0	3.6	10		10/20/21 20:57	108-67-8	
1,3-Dichlorobenzene	**<3.5**	ug/L	10.0	3.5	10		10/20/21 20:57	541-73-1	
1,3-Dichloropropane	**<3.0**	ug/L	10.0	3.0	10		10/20/21 20:57	142-28-9	
1,4-Dichlorobenzene	**<8.9**	ug/L	10.0	8.9	10		10/20/21 20:57	106-46-7	
2,2-Dichloropropane	**<41.8**	ug/L	50.0	41.8	10		10/20/21 20:57	594-20-7	
2-Butanone (MEK)	**<65.2**	ug/L	250	65.2	10		10/20/21 20:57	78-93-3	
2-Chlorotoluene	**<8.9**	ug/L	50.0	8.9	10		10/20/21 20:57	95-49-8	
2-Hexanone	**<62.8**	ug/L	250	62.8	10		10/20/21 20:57	591-78-6	
4-Chlorotoluene	**<8.9**	ug/L	50.0	8.9	10		10/20/21 20:57	106-43-4	
4-Methyl-2-pentanone (MIBK)	**<59.5**	ug/L	250	59.5	10		10/20/21 20:57	108-10-1	
Acetone	**<86.4**	ug/L	250	86.4	10		10/20/21 20:57	67-64-1	
Benzene	**<3.0**	ug/L	10.0	3.0	10		10/20/21 20:57	71-43-2	
Bromobenzene	**<3.6**	ug/L	10.0	3.6	10		10/20/21 20:57	108-86-1	
Bromochloromethane	**<3.6**	ug/L	50.0	3.6	10		10/20/21 20:57	74-97-5	
Bromodichloromethane	**<4.2**	ug/L	10.0	4.2	10		10/20/21 20:57	75-27-4	
Bromoform	**<38.0**	ug/L	50.0	38.0	10		10/20/21 20:57	75-25-2	
Bromomethane	**<11.9**	ug/L	50.0	11.9	10		10/20/21 20:57	74-83-9	
Carbon disulfide	**<11.0**	ug/L	50.0	11.0	10		10/20/21 20:57	75-15-0	
Carbon tetrachloride	**<3.7**	ug/L	10.0	3.7	10		10/20/21 20:57	56-23-5	
Chlorobenzene	**<8.6**	ug/L	10.0	8.6	10		10/20/21 20:57	108-90-7	
Chloroethane	**<13.8**	ug/L	50.0	13.8	10		10/20/21 20:57	75-00-3	
Chloroform	**<11.8**	ug/L	50.0	11.8	10		10/20/21 20:57	67-66-3	
Chloromethane	**<16.4**	ug/L	50.0	16.4	10		10/20/21 20:57	74-87-3	
Dibromochloromethane	**<26.4**	ug/L	50.0	26.4	10		10/20/21 20:57	124-48-1	
Dibromomethane	**<9.9**	ug/L	50.0	9.9	10		10/20/21 20:57	74-95-3	
Dichlorodifluoromethane	**<4.6**	ug/L	50.0	4.6	10		10/20/21 20:57	75-71-8	
Diisopropyl ether	**<11.0**	ug/L	50.0	11.0	10		10/20/21 20:57	108-20-3	
Ethylbenzene	**<3.3**	ug/L	10.0	3.3	10		10/20/21 20:57	100-41-4	

This report shall not be reproduced, except in full,
without the written consent of Pace Analytical Services, LLC.

Pace Analytical Services, LLC
1241 Bellevue Street - Suite 9
Green Bay, WI 54302
(920)469-2436

ANALYTICAL RESULTS

Project: A214201 MADISON KIPP CORP.
Pace Project No.: 40235451

Sample: MP-13_121-125_202110 **Lab ID: 40235451003** Collected: 10/11/21 14:40 Received: 10/19/21 08:15 Matrix: Water

Parameters	Results	Units	LOQ	LOD	DF	Prepared	Analyzed	CAS No.	Qual
8260 MSV	Analytical Method: EPA 8260 Pace Analytical Services - Green Bay								
Hexachloro-1,3-butadiene	**<27.4**	ug/L	50.0	27.4	10		10/20/21 20:57	87-68-3	
Isopropylbenzene (Cumene)	**<10.0**	ug/L	50.0	10.0	10		10/20/21 20:57	98-82-8	
Methyl-tert-butyl ether	**<11.3**	ug/L	50.0	11.3	10		10/20/21 20:57	1634-04-4	
Methylene Chloride	**<3.2**	ug/L	50.0	3.2	10		10/20/21 20:57	75-09-2	
Naphthalene	**<11.3**	ug/L	50.0	11.3	10		10/20/21 20:57	91-20-3	
Styrene	**<3.6**	ug/L	10.0	3.6	10		10/20/21 20:57	100-42-5	
Tetrachloroethene	**580**	ug/L	10.0	4.1	10		10/20/21 20:57	127-18-4	
Tetrahydrofuran	**<24.2**	ug/L	250	24.2	10		10/20/21 20:57	109-99-9	
Toluene	**<2.9**	ug/L	10.0	2.9	10		10/20/21 20:57	108-88-3	
Trichloroethene	**48.6**	ug/L	10.0	3.2	10		10/20/21 20:57	79-01-6	
Trichlorofluoromethane	**<4.2**	ug/L	10.0	4.2	10		10/20/21 20:57	75-69-4	
Vinyl chloride	**<1.7**	ug/L	10.0	1.7	10		10/20/21 20:57	75-01-4	
Xylene (Total)	**<10.5**	ug/L	30.0	10.5	10		10/20/21 20:57	1330-20-7	
cis-1,2-Dichloroethene	**40.0**	ug/L	10.0	4.7	10		10/20/21 20:57	156-59-2	
cis-1,3-Dichloropropene	**<3.6**	ug/L	10.0	3.6	10		10/20/21 20:57	10061-01-5	
m&p-Xylene	**<7.0**	ug/L	20.0	7.0	10		10/20/21 20:57	179601-23-1	
n-Butylbenzene	**<8.6**	ug/L	10.0	8.6	10		10/20/21 20:57	104-51-8	
n-Hexane	**<14.6**	ug/L	50.0	14.6	10		10/20/21 20:57	110-54-3	
n-Propylbenzene	**<3.5**	ug/L	10.0	3.5	10		10/20/21 20:57	103-65-1	
o-Xylene	**<3.5**	ug/L	10.0	3.5	10		10/20/21 20:57	95-47-6	
p-Isopropyltoluene	**<10.4**	ug/L	50.0	10.4	10		10/20/21 20:57	99-87-6	
sec-Butylbenzene	**<4.2**	ug/L	10.0	4.2	10		10/20/21 20:57	135-98-8	
tert-Butylbenzene	**<5.9**	ug/L	10.0	5.9	10		10/20/21 20:57	98-06-6	
trans-1,2-Dichloroethene	**<5.3**	ug/L	10.0	5.3	10		10/20/21 20:57	156-60-5	
trans-1,3-Dichloropropene	**<34.6**	ug/L	50.0	34.6	10		10/20/21 20:57	10061-02-6	
Surrogates									
4-Bromofluorobenzene (S)	93	%	70-130		10		10/20/21 20:57	460-00-4	
1,2-Dichlorobenzene-d4 (S)	98	%	70-130		10		10/20/21 20:57	2199-69-1	
Toluene-d8 (S)	101	%	70-130		10		10/20/21 20:57	2037-26-5	

REPORT OF LABORATORY ANALYSIS

This report shall not be reproduced, except in full,
without the written consent of Pace Analytical Services, LLC.

Pace Analytical Services, LLC
1241 Bellevue Street - Suite 9
Green Bay, WI 54302
(920)469-2436

ANALYTICAL RESULTS

Project: A214201 MADISON KIPP CORP.
Pace Project No.: 40235451

Sample: MP-13_102-106_202110 **Lab ID: 40235451004** Collected: 10/11/21 14:55 Received: 10/19/21 08:15 Matrix: Water

Parameters	Results	Units	LOQ	LOD	DF	Prepared	Analyzed	CAS No.	Qual
8260 MSV	Analytical Method: EPA 8260 Pace Analytical Services - Green Bay								
1,1,1,2-Tetrachloroethane	**<3.6**	ug/L	10.0	3.6	10		10/20/21 21:16	630-20-6	
1,1,1-Trichloroethane	**<3.0**	ug/L	10.0	3.0	10		10/20/21 21:16	71-55-6	
1,1,2,2-Tetrachloroethane	**<3.8**	ug/L	10.0	3.8	10		10/20/21 21:16	79-34-5	
1,1,2-Trichloroethane	**<3.4**	ug/L	50.0	3.4	10		10/20/21 21:16	79-00-5	
1,1,2-Trichlorotrifluoroethane	**<3.8**	ug/L	50.0	3.8	10		10/20/21 21:16	76-13-1	
1,1-Dichloroethane	**<3.0**	ug/L	10.0	3.0	10		10/20/21 21:16	75-34-3	
1,1-Dichloroethene	**<5.8**	ug/L	10.0	5.8	10		10/20/21 21:16	75-35-4	
1,1-Dichloropropene	**<4.1**	ug/L	10.0	4.1	10		10/20/21 21:16	563-58-6	
1,2,3-Trichlorobenzene	**<10.2**	ug/L	50.0	10.2	10		10/20/21 21:16	87-61-6	
1,2,3-Trichloropropane	**<5.6**	ug/L	50.0	5.6	10		10/20/21 21:16	96-18-4	
1,2,4-Trichlorobenzene	**<9.5**	ug/L	50.0	9.5	10		10/20/21 21:16	120-82-1	
1,2,4-Trimethylbenzene	**<4.5**	ug/L	10.0	4.5	10		10/20/21 21:16	95-63-6	
1,2-Dibromo-3-chloropropane	**<23.7**	ug/L	50.0	23.7	10		10/20/21 21:16	96-12-8	
1,2-Dibromoethane (EDB)	**<3.1**	ug/L	10.0	3.1	10		10/20/21 21:16	106-93-4	
1,2-Dichlorobenzene	**<3.3**	ug/L	10.0	3.3	10		10/20/21 21:16	95-50-1	
1,2-Dichloroethane	**<2.9**	ug/L	10.0	2.9	10		10/20/21 21:16	107-06-2	
1,2-Dichloropropane	**<4.5**	ug/L	10.0	4.5	10		10/20/21 21:16	78-87-5	
1,3,5-Trimethylbenzene	**<3.6**	ug/L	10.0	3.6	10		10/20/21 21:16	108-67-8	
1,3-Dichlorobenzene	**<3.5**	ug/L	10.0	3.5	10		10/20/21 21:16	541-73-1	
1,3-Dichloropropane	**<3.0**	ug/L	10.0	3.0	10		10/20/21 21:16	142-28-9	
1,4-Dichlorobenzene	**<8.9**	ug/L	10.0	8.9	10		10/20/21 21:16	106-46-7	
2,2-Dichloropropane	**<41.8**	ug/L	50.0	41.8	10		10/20/21 21:16	594-20-7	
2-Butanone (MEK)	**<65.2**	ug/L	250	65.2	10		10/20/21 21:16	78-93-3	
2-Chlorotoluene	**<8.9**	ug/L	50.0	8.9	10		10/20/21 21:16	95-49-8	
2-Hexanone	**<62.8**	ug/L	250	62.8	10		10/20/21 21:16	591-78-6	
4-Chlorotoluene	**<8.9**	ug/L	50.0	8.9	10		10/20/21 21:16	106-43-4	
4-Methyl-2-pentanone (MIBK)	**<59.5**	ug/L	250	59.5	10		10/20/21 21:16	108-10-1	
Acetone	**<86.4**	ug/L	250	86.4	10		10/20/21 21:16	67-64-1	
Benzene	**<3.0**	ug/L	10.0	3.0	10		10/20/21 21:16	71-43-2	
Bromobenzene	**<3.6**	ug/L	10.0	3.6	10		10/20/21 21:16	108-86-1	
Bromochloromethane	**<3.6**	ug/L	50.0	3.6	10		10/20/21 21:16	74-97-5	
Bromodichloromethane	**<4.2**	ug/L	10.0	4.2	10		10/20/21 21:16	75-27-4	
Bromoform	**<38.0**	ug/L	50.0	38.0	10		10/20/21 21:16	75-25-2	
Bromomethane	**<11.9**	ug/L	50.0	11.9	10		10/20/21 21:16	74-83-9	
Carbon disulfide	**<11.0**	ug/L	50.0	11.0	10		10/20/21 21:16	75-15-0	
Carbon tetrachloride	**<3.7**	ug/L	10.0	3.7	10		10/20/21 21:16	56-23-5	
Chlorobenzene	**<8.6**	ug/L	10.0	8.6	10		10/20/21 21:16	108-90-7	
Chloroethane	**<13.8**	ug/L	50.0	13.8	10		10/20/21 21:16	75-00-3	
Chloroform	**<11.8**	ug/L	50.0	11.8	10		10/20/21 21:16	67-66-3	
Chloromethane	**<16.4**	ug/L	50.0	16.4	10		10/20/21 21:16	74-87-3	
Dibromochloromethane	**<26.4**	ug/L	50.0	26.4	10		10/20/21 21:16	124-48-1	
Dibromomethane	**<9.9**	ug/L	50.0	9.9	10		10/20/21 21:16	74-95-3	
Dichlorodifluoromethane	**<4.6**	ug/L	50.0	4.6	10		10/20/21 21:16	75-71-8	
Diisopropyl ether	**<11.0**	ug/L	50.0	11.0	10		10/20/21 21:16	108-20-3	
Ethylbenzene	**<3.3**	ug/L	10.0	3.3	10		10/20/21 21:16	100-41-4	

REPORT OF LABORATORY ANALYSIS

This report shall not be reproduced, except in full,
without the written consent of Pace Analytical Services, LLC.

Pace Analytical Services, LLC
1241 Bellevue Street - Suite 9
Green Bay, WI 54302
(920)469-2436

ANALYTICAL RESULTS

Project: A214201 MADISON KIPP CORP.
Pace Project No.: 40235451

Sample: MP-13_102-106_202110 **Lab ID: 40235451004** Collected: 10/11/21 14:55 Received: 10/19/21 08:15 Matrix: Water

Parameters	Results	Units	LOQ	LOD	DF	Prepared	Analyzed	CAS No.	Qual
8260 MSV	Analytical Method: EPA 8260 Pace Analytical Services - Green Bay								
Hexachloro-1,3-butadiene	**<27.4**	ug/L	50.0	27.4	10		10/20/21 21:16	87-68-3	
Isopropylbenzene (Cumene)	**<10.0**	ug/L	50.0	10.0	10		10/20/21 21:16	98-82-8	
Methyl-tert-butyl ether	**<11.3**	ug/L	50.0	11.3	10		10/20/21 21:16	1634-04-4	
Methylene Chloride	**<3.2**	ug/L	50.0	3.2	10		10/20/21 21:16	75-09-2	
Naphthalene	**<11.3**	ug/L	50.0	11.3	10		10/20/21 21:16	91-20-3	
Styrene	**<3.6**	ug/L	10.0	3.6	10		10/20/21 21:16	100-42-5	
Tetrachloroethene	**655**	ug/L	10.0	4.1	10		10/20/21 21:16	127-18-4	
Tetrahydrofuran	**<24.2**	ug/L	250	24.2	10		10/20/21 21:16	109-99-9	
Toluene	**<2.9**	ug/L	10.0	2.9	10		10/20/21 21:16	108-88-3	
Trichloroethene	**97.7**	ug/L	10.0	3.2	10		10/20/21 21:16	79-01-6	
Trichlorofluoromethane	**<4.2**	ug/L	10.0	4.2	10		10/20/21 21:16	75-69-4	
Vinyl chloride	**<1.7**	ug/L	10.0	1.7	10		10/20/21 21:16	75-01-4	
Xylene (Total)	**<10.5**	ug/L	30.0	10.5	10		10/20/21 21:16	1330-20-7	
cis-1,2-Dichloroethene	**63.7**	ug/L	10.0	4.7	10		10/20/21 21:16	156-59-2	
cis-1,3-Dichloropropene	**<3.6**	ug/L	10.0	3.6	10		10/20/21 21:16	10061-01-5	
m&p-Xylene	**<7.0**	ug/L	20.0	7.0	10		10/20/21 21:16	179601-23-1	
n-Butylbenzene	**<8.6**	ug/L	10.0	8.6	10		10/20/21 21:16	104-51-8	
n-Hexane	**<14.6**	ug/L	50.0	14.6	10		10/20/21 21:16	110-54-3	
n-Propylbenzene	**<3.5**	ug/L	10.0	3.5	10		10/20/21 21:16	103-65-1	
o-Xylene	**<3.5**	ug/L	10.0	3.5	10		10/20/21 21:16	95-47-6	
p-Isopropyltoluene	**<10.4**	ug/L	50.0	10.4	10		10/20/21 21:16	99-87-6	
sec-Butylbenzene	**<4.2**	ug/L	10.0	4.2	10		10/20/21 21:16	135-98-8	
tert-Butylbenzene	**<5.9**	ug/L	10.0	5.9	10		10/20/21 21:16	98-06-6	
trans-1,2-Dichloroethene	**<5.3**	ug/L	10.0	5.3	10		10/20/21 21:16	156-60-5	
trans-1,3-Dichloropropene	**<34.6**	ug/L	50.0	34.6	10		10/20/21 21:16	10061-02-6	
Surrogates									
4-Bromofluorobenzene (S)	92	%	70-130		10		10/20/21 21:16	460-00-4	
1,2-Dichlorobenzene-d4 (S)	100	%	70-130		10		10/20/21 21:16	2199-69-1	
Toluene-d8 (S)	101	%	70-130		10		10/20/21 21:16	2037-26-5	

REPORT OF LABORATORY ANALYSIS

This report shall not be reproduced, except in full,
without the written consent of Pace Analytical Services, LLC.

Pace Analytical Services, LLC
1241 Bellevue Street - Suite 9
Green Bay, WI 54302
(920)469-2436

ANALYTICAL RESULTS

Project: A214201 MADISON KIPP CORP.
Pace Project No.: 40235451

Sample: MP-13_081-085_202110 **Lab ID: 40235451005** Collected: 10/11/21 15:25 Received: 10/19/21 08:15 Matrix: Water

Parameters	Results	Units	LOQ	LOD	DF	Prepared	Analyzed	CAS No.	Qual
8260 MSV	Analytical Method: EPA 8260 Pace Analytical Services - Green Bay								
1,1,1,2-Tetrachloroethane	**<0.36**	ug/L	1.0	0.36	1		10/20/21 15:47	630-20-6	
1,1,1-Trichloroethane	**<0.30**	ug/L	1.0	0.30	1		10/20/21 15:47	71-55-6	
1,1,2,2-Tetrachloroethane	**<0.38**	ug/L	1.0	0.38	1		10/20/21 15:47	79-34-5	
1,1,2-Trichloroethane	**<0.34**	ug/L	5.0	0.34	1		10/20/21 15:47	79-00-5	
1,1,2-Trichlorotrifluoroethane	**<0.38**	ug/L	5.0	0.38	1		10/20/21 15:47	76-13-1	
1,1-Dichloroethane	**<0.30**	ug/L	1.0	0.30	1		10/20/21 15:47	75-34-3	
1,1-Dichloroethene	**<0.58**	ug/L	1.0	0.58	1		10/20/21 15:47	75-35-4	
1,1-Dichloropropene	**<0.41**	ug/L	1.0	0.41	1		10/20/21 15:47	563-58-6	
1,2,3-Trichlorobenzene	**<1.0**	ug/L	5.0	1.0	1		10/20/21 15:47	87-61-6	
1,2,3-Trichloropropane	**<0.56**	ug/L	5.0	0.56	1		10/20/21 15:47	96-18-4	
1,2,4-Trichlorobenzene	**<0.95**	ug/L	5.0	0.95	1		10/20/21 15:47	120-82-1	
1,2,4-Trimethylbenzene	**<0.45**	ug/L	1.0	0.45	1		10/20/21 15:47	95-63-6	
1,2-Dibromo-3-chloropropane	**<2.4**	ug/L	5.0	2.4	1		10/20/21 15:47	96-12-8	
1,2-Dibromoethane (EDB)	**<0.31**	ug/L	1.0	0.31	1		10/20/21 15:47	106-93-4	
1,2-Dichlorobenzene	**<0.33**	ug/L	1.0	0.33	1		10/20/21 15:47	95-50-1	
1,2-Dichloroethane	**<0.29**	ug/L	1.0	0.29	1		10/20/21 15:47	107-06-2	
1,2-Dichloropropane	**<0.45**	ug/L	1.0	0.45	1		10/20/21 15:47	78-87-5	
1,3,5-Trimethylbenzene	**<0.36**	ug/L	1.0	0.36	1		10/20/21 15:47	108-67-8	
1,3-Dichlorobenzene	**<0.35**	ug/L	1.0	0.35	1		10/20/21 15:47	541-73-1	
1,3-Dichloropropane	**<0.30**	ug/L	1.0	0.30	1		10/20/21 15:47	142-28-9	
1,4-Dichlorobenzene	**<0.89**	ug/L	1.0	0.89	1		10/20/21 15:47	106-46-7	
2,2-Dichloropropane	**<4.2**	ug/L	5.0	4.2	1		10/20/21 15:47	594-20-7	
2-Butanone (MEK)	**<6.5**	ug/L	25.0	6.5	1		10/20/21 15:47	78-93-3	
2-Chlorotoluene	**<0.89**	ug/L	5.0	0.89	1		10/20/21 15:47	95-49-8	
2-Hexanone	**<6.3**	ug/L	25.0	6.3	1		10/20/21 15:47	591-78-6	
4-Chlorotoluene	**<0.89**	ug/L	5.0	0.89	1		10/20/21 15:47	106-43-4	
4-Methyl-2-pentanone (MIBK)	**<6.0**	ug/L	25.0	6.0	1		10/20/21 15:47	108-10-1	
Acetone	**<8.6**	ug/L	25.0	8.6	1		10/20/21 15:47	67-64-1	
Benzene	**<0.30**	ug/L	1.0	0.30	1		10/20/21 15:47	71-43-2	
Bromobenzene	**<0.36**	ug/L	1.0	0.36	1		10/20/21 15:47	108-86-1	
Bromochloromethane	**<0.36**	ug/L	5.0	0.36	1		10/20/21 15:47	74-97-5	
Bromodichloromethane	**<0.42**	ug/L	1.0	0.42	1		10/20/21 15:47	75-27-4	
Bromoform	**<3.8**	ug/L	5.0	3.8	1		10/20/21 15:47	75-25-2	
Bromomethane	**<1.2**	ug/L	5.0	1.2	1		10/20/21 15:47	74-83-9	
Carbon disulfide	**<1.1**	ug/L	5.0	1.1	1		10/20/21 15:47	75-15-0	
Carbon tetrachloride	**0.67J**	ug/L	1.0	0.37	1		10/20/21 15:47	56-23-5	
Chlorobenzene	**<0.86**	ug/L	1.0	0.86	1		10/20/21 15:47	108-90-7	
Chloroethane	**<1.4**	ug/L	5.0	1.4	1		10/20/21 15:47	75-00-3	
Chloroform	**<1.2**	ug/L	5.0	1.2	1		10/20/21 15:47	67-66-3	
Chloromethane	**<1.6**	ug/L	5.0	1.6	1		10/20/21 15:47	74-87-3	
Dibromochloromethane	**<2.6**	ug/L	5.0	2.6	1		10/20/21 15:47	124-48-1	
Dibromomethane	**<0.99**	ug/L	5.0	0.99	1		10/20/21 15:47	74-95-3	
Dichlorodifluoromethane	**<0.46**	ug/L	5.0	0.46	1		10/20/21 15:47	75-71-8	
Diisopropyl ether	**<1.1**	ug/L	5.0	1.1	1		10/20/21 15:47	108-20-3	
Ethylbenzene	**<0.33**	ug/L	1.0	0.33	1		10/20/21 15:47	100-41-4	

This report shall not be reproduced, except in full,
without the written consent of Pace Analytical Services, LLC.

Pace Analytical Services, LLC
1241 Bellevue Street - Suite 9
Green Bay, WI 54302
(920)469-2436

ANALYTICAL RESULTS

Project: A214201 MADISON KIPP CORP.
Pace Project No.: 40235451

Sample: MP-13_081-085_202110 **Lab ID: 40235451005** Collected: 10/11/21 15:25 Received: 10/19/21 08:15 Matrix: Water

Parameters	Results	Units	LOQ	LOD	DF	Prepared	Analyzed	CAS No.	Qual
8260 MSV	Analytical Method: EPA 8260 Pace Analytical Services - Green Bay								
Hexachloro-1,3-butadiene	**<2.7**	ug/L	5.0	2.7	1		10/20/21 15:47	87-68-3	
Isopropylbenzene (Cumene)	**<1.0**	ug/L	5.0	1.0	1		10/20/21 15:47	98-82-8	
Methyl-tert-butyl ether	**<1.1**	ug/L	5.0	1.1	1		10/20/21 15:47	1634-04-4	
Methylene Chloride	**<0.32**	ug/L	5.0	0.32	1		10/20/21 15:47	75-09-2	
Naphthalene	**<1.1**	ug/L	5.0	1.1	1		10/20/21 15:47	91-20-3	
Styrene	**<0.36**	ug/L	1.0	0.36	1		10/20/21 15:47	100-42-5	
Tetrachloroethene	**382**	ug/L	5.0	2.0	5		10/21/21 10:53	127-18-4	
Tetrahydrofuran	**<2.4**	ug/L	25.0	2.4	1		10/20/21 15:47	109-99-9	
Toluene	**<0.29**	ug/L	1.0	0.29	1		10/20/21 15:47	108-88-3	
Trichloroethene	**104**	ug/L	1.0	0.32	1		10/20/21 15:47	79-01-6	
Trichlorofluoromethane	**<0.42**	ug/L	1.0	0.42	1		10/20/21 15:47	75-69-4	
Vinyl chloride	**3.9**	ug/L	1.0	0.17	1		10/20/21 15:47	75-01-4	
Xylene (Total)	**<1.0**	ug/L	3.0	1.0	1		10/20/21 15:47	1330-20-7	
cis-1,2-Dichloroethene	**153**	ug/L	1.0	0.47	1		10/20/21 15:47	156-59-2	
cis-1,3-Dichloropropene	**<0.36**	ug/L	1.0	0.36	1		10/20/21 15:47	10061-01-5	
m&p-Xylene	**<0.70**	ug/L	2.0	0.70	1		10/20/21 15:47	179601-23-1	
n-Butylbenzene	**<0.86**	ug/L	1.0	0.86	1		10/20/21 15:47	104-51-8	
n-Hexane	**<1.5**	ug/L	5.0	1.5	1		10/20/21 15:47	110-54-3	
n-Propylbenzene	**<0.35**	ug/L	1.0	0.35	1		10/20/21 15:47	103-65-1	
o-Xylene	**<0.35**	ug/L	1.0	0.35	1		10/20/21 15:47	95-47-6	
p-Isopropyltoluene	**<1.0**	ug/L	5.0	1.0	1		10/20/21 15:47	99-87-6	
sec-Butylbenzene	**<0.42**	ug/L	1.0	0.42	1		10/20/21 15:47	135-98-8	
tert-Butylbenzene	**<0.59**	ug/L	1.0	0.59	1		10/20/21 15:47	98-06-6	
trans-1,2-Dichloroethene	**1.5**	ug/L	1.0	0.53	1		10/20/21 15:47	156-60-5	
trans-1,3-Dichloropropene	**<3.5**	ug/L	5.0	3.5	1		10/20/21 15:47	10061-02-6	
Surrogates									
4-Bromofluorobenzene (S)	94	%	70-130		1		10/20/21 15:47	460-00-4	
1,2-Dichlorobenzene-d4 (S)	101	%	70-130		1		10/20/21 15:47	2199-69-1	
Toluene-d8 (S)	100	%	70-130		1		10/20/21 15:47	2037-26-5	

REPORT OF LABORATORY ANALYSIS

This report shall not be reproduced, except in full,
without the written consent of Pace Analytical Services, LLC.

Pace Analytical Services, LLC
1241 Bellevue Street - Suite 9
Green Bay, WI 54302
(920)469-2436

ANALYTICAL RESULTS

Project: A214201 MADISON KIPP CORP.
Pace Project No.: 40235451

Sample: MP-13_067-071_202110 **Lab ID: 40235451006** Collected: 10/11/21 15:40 Received: 10/19/21 08:15 Matrix: Water

Parameters	Results	Units	LOQ	LOD	DF	Prepared	Analyzed	CAS No.	Qual
8260 MSV	Analytical Method: EPA 8260 Pace Analytical Services - Green Bay								
1,1,1,2-Tetrachloroethane	**<0.36**	ug/L	1.0	0.36	1		10/20/21 16:06	630-20-6	
1,1,1-Trichloroethane	**<0.30**	ug/L	1.0	0.30	1		10/20/21 16:06	71-55-6	
1,1,2,2-Tetrachloroethane	**<0.38**	ug/L	1.0	0.38	1		10/20/21 16:06	79-34-5	
1,1,2-Trichloroethane	**<0.34**	ug/L	5.0	0.34	1		10/20/21 16:06	79-00-5	
1,1,2-Trichlorotrifluoroethane	**<0.38**	ug/L	5.0	0.38	1		10/20/21 16:06	76-13-1	
1,1-Dichloroethane	**<0.30**	ug/L	1.0	0.30	1		10/20/21 16:06	75-34-3	
1,1-Dichloroethene	**<0.58**	ug/L	1.0	0.58	1		10/20/21 16:06	75-35-4	
1,1-Dichloropropene	**<0.41**	ug/L	1.0	0.41	1		10/20/21 16:06	563-58-6	
1,2,3-Trichlorobenzene	**<1.0**	ug/L	5.0	1.0	1		10/20/21 16:06	87-61-6	
1,2,3-Trichloropropane	**<0.56**	ug/L	5.0	0.56	1		10/20/21 16:06	96-18-4	
1,2,4-Trichlorobenzene	**<0.95**	ug/L	5.0	0.95	1		10/20/21 16:06	120-82-1	
1,2,4-Trimethylbenzene	**<0.45**	ug/L	1.0	0.45	1		10/20/21 16:06	95-63-6	
1,2-Dibromo-3-chloropropane	**<2.4**	ug/L	5.0	2.4	1		10/20/21 16:06	96-12-8	
1,2-Dibromoethane (EDB)	**<0.31**	ug/L	1.0	0.31	1		10/20/21 16:06	106-93-4	
1,2-Dichlorobenzene	**<0.33**	ug/L	1.0	0.33	1		10/20/21 16:06	95-50-1	
1,2-Dichloroethane	**<0.29**	ug/L	1.0	0.29	1		10/20/21 16:06	107-06-2	
1,2-Dichloropropane	**<0.45**	ug/L	1.0	0.45	1		10/20/21 16:06	78-87-5	
1,3,5-Trimethylbenzene	**<0.36**	ug/L	1.0	0.36	1		10/20/21 16:06	108-67-8	
1,3-Dichlorobenzene	**<0.35**	ug/L	1.0	0.35	1		10/20/21 16:06	541-73-1	
1,3-Dichloropropane	**<0.30**	ug/L	1.0	0.30	1		10/20/21 16:06	142-28-9	
1,4-Dichlorobenzene	**<0.89**	ug/L	1.0	0.89	1		10/20/21 16:06	106-46-7	
2,2-Dichloropropane	**<4.2**	ug/L	5.0	4.2	1		10/20/21 16:06	594-20-7	
2-Butanone (MEK)	**<6.5**	ug/L	25.0	6.5	1		10/20/21 16:06	78-93-3	
2-Chlorotoluene	**<0.89**	ug/L	5.0	0.89	1		10/20/21 16:06	95-49-8	
2-Hexanone	**<6.3**	ug/L	25.0	6.3	1		10/20/21 16:06	591-78-6	
4-Chlorotoluene	**<0.89**	ug/L	5.0	0.89	1		10/20/21 16:06	106-43-4	
4-Methyl-2-pentanone (MIBK)	**<6.0**	ug/L	25.0	6.0	1		10/20/21 16:06	108-10-1	
Acetone	**<8.6**	ug/L	25.0	8.6	1		10/20/21 16:06	67-64-1	
Benzene	**<0.30**	ug/L	1.0	0.30	1		10/20/21 16:06	71-43-2	
Bromobenzene	**<0.36**	ug/L	1.0	0.36	1		10/20/21 16:06	108-86-1	
Bromochloromethane	**<0.36**	ug/L	5.0	0.36	1		10/20/21 16:06	74-97-5	
Bromodichloromethane	**<0.42**	ug/L	1.0	0.42	1		10/20/21 16:06	75-27-4	
Bromoform	**<3.8**	ug/L	5.0	3.8	1		10/20/21 16:06	75-25-2	
Bromomethane	**<1.2**	ug/L	5.0	1.2	1		10/20/21 16:06	74-83-9	
Carbon disulfide	**<1.1**	ug/L	5.0	1.1	1		10/20/21 16:06	75-15-0	
Carbon tetrachloride	**<0.37**	ug/L	1.0	0.37	1		10/20/21 16:06	56-23-5	
Chlorobenzene	**<0.86**	ug/L	1.0	0.86	1		10/20/21 16:06	108-90-7	
Chloroethane	**<1.4**	ug/L	5.0	1.4	1		10/20/21 16:06	75-00-3	
Chloroform	**<1.2**	ug/L	5.0	1.2	1		10/20/21 16:06	67-66-3	
Chloromethane	**<1.6**	ug/L	5.0	1.6	1		10/20/21 16:06	74-87-3	
Dibromochloromethane	**<2.6**	ug/L	5.0	2.6	1		10/20/21 16:06	124-48-1	
Dibromomethane	**<0.99**	ug/L	5.0	0.99	1		10/20/21 16:06	74-95-3	
Dichlorodifluoromethane	**<0.46**	ug/L	5.0	0.46	1		10/20/21 16:06	75-71-8	
Diisopropyl ether	**<1.1**	ug/L	5.0	1.1	1		10/20/21 16:06	108-20-3	
Ethylbenzene	**<0.33**	ug/L	1.0	0.33	1		10/20/21 16:06	100-41-4	

REPORT OF LABORATORY ANALYSIS

This report shall not be reproduced, except in full,
without the written consent of Pace Analytical Services, LLC.

Pace Analytical Services, LLC
1241 Bellevue Street - Suite 9
Green Bay, WI 54302
(920)469-2436

ANALYTICAL RESULTS

Project: A214201 MADISON KIPP CORP.
Pace Project No.: 40235451

Sample: MP-13_067-071_202110 **Lab ID: 40235451006** Collected: 10/11/21 15:40 Received: 10/19/21 08:15 Matrix: Water

Parameters	Results	Units	LOQ	LOD	DF	Prepared	Analyzed	CAS No.	Qual
8260 MSV	Analytical Method: EPA 8260 Pace Analytical Services - Green Bay								
Hexachloro-1,3-butadiene	**<2.7**	ug/L	5.0	2.7	1		10/20/21 16:06	87-68-3	
Isopropylbenzene (Cumene)	**<1.0**	ug/L	5.0	1.0	1		10/20/21 16:06	98-82-8	
Methyl-tert-butyl ether	**<1.1**	ug/L	5.0	1.1	1		10/20/21 16:06	1634-04-4	
Methylene Chloride	**<0.32**	ug/L	5.0	0.32	1		10/20/21 16:06	75-09-2	
Naphthalene	**<1.1**	ug/L	5.0	1.1	1		10/20/21 16:06	91-20-3	
Styrene	**<0.36**	ug/L	1.0	0.36	1		10/20/21 16:06	100-42-5	
Tetrachloroethene	**24.8**	ug/L	1.0	0.41	1		10/20/21 16:06	127-18-4	
Tetrahydrofuran	**<2.4**	ug/L	25.0	2.4	1		10/20/21 16:06	109-99-9	
Toluene	**<0.29**	ug/L	1.0	0.29	1		10/20/21 16:06	108-88-3	
Trichloroethene	**3.3**	ug/L	1.0	0.32	1		10/20/21 16:06	79-01-6	
Trichlorofluoromethane	**<0.42**	ug/L	1.0	0.42	1		10/20/21 16:06	75-69-4	
Vinyl chloride	**<0.17**	ug/L	1.0	0.17	1		10/20/21 16:06	75-01-4	
Xylene (Total)	**<1.0**	ug/L	3.0	1.0	1		10/20/21 16:06	1330-20-7	
cis-1,2-Dichloroethene	**2.3**	ug/L	1.0	0.47	1		10/20/21 16:06	156-59-2	
cis-1,3-Dichloropropene	**<0.36**	ug/L	1.0	0.36	1		10/20/21 16:06	10061-01-5	
m&p-Xylene	**<0.70**	ug/L	2.0	0.70	1		10/20/21 16:06	179601-23-1	
n-Butylbenzene	**<0.86**	ug/L	1.0	0.86	1		10/20/21 16:06	104-51-8	
n-Hexane	**<1.5**	ug/L	5.0	1.5	1		10/20/21 16:06	110-54-3	
n-Propylbenzene	**<0.35**	ug/L	1.0	0.35	1		10/20/21 16:06	103-65-1	
o-Xylene	**<0.35**	ug/L	1.0	0.35	1		10/20/21 16:06	95-47-6	
p-Isopropyltoluene	**<1.0**	ug/L	5.0	1.0	1		10/20/21 16:06	99-87-6	
sec-Butylbenzene	**<0.42**	ug/L	1.0	0.42	1		10/20/21 16:06	135-98-8	
tert-Butylbenzene	**<0.59**	ug/L	1.0	0.59	1		10/20/21 16:06	98-06-6	
trans-1,2-Dichloroethene	**<0.53**	ug/L	1.0	0.53	1		10/20/21 16:06	156-60-5	
trans-1,3-Dichloropropene	**<3.5**	ug/L	5.0	3.5	1		10/20/21 16:06	10061-02-6	
Surrogates									
4-Bromofluorobenzene (S)	96	%	70-130		1		10/20/21 16:06	460-00-4	
1,2-Dichlorobenzene-d4 (S)	101	%	70-130		1		10/20/21 16:06	2199-69-1	
Toluene-d8 (S)	101	%	70-130		1		10/20/21 16:06	2037-26-5	

REPORT OF LABORATORY ANALYSIS

This report shall not be reproduced, except in full,
without the written consent of Pace Analytical Services, LLC.

Pace Analytical Services, LLC
1241 Bellevue Street - Suite 9
Green Bay, WI 54302
(920)469-2436

ANALYTICAL RESULTS

Project: A214201 MADISON KIPP CORP.
Pace Project No.: 40235451

Sample: MP-13_044-048_202110 **Lab ID: 40235451007** Collected: 10/11/21 16:05 Received: 10/19/21 08:15 Matrix: Water

Parameters	Results	Units	LOQ	LOD	DF	Prepared	Analyzed	CAS No.	Qual
8260 MSV	Analytical Method: EPA 8260 Pace Analytical Services - Green Bay								
1,1,1,2-Tetrachloroethane	**<0.36**	ug/L	1.0	0.36	1		10/20/21 16:25	630-20-6	
1,1,1-Trichloroethane	**<0.30**	ug/L	1.0	0.30	1		10/20/21 16:25	71-55-6	
1,1,2,2-Tetrachloroethane	**<0.38**	ug/L	1.0	0.38	1		10/20/21 16:25	79-34-5	
1,1,2-Trichloroethane	**<0.34**	ug/L	5.0	0.34	1		10/20/21 16:25	79-00-5	
1,1,2-Trichlorotrifluoroethane	**<0.38**	ug/L	5.0	0.38	1		10/20/21 16:25	76-13-1	
1,1-Dichloroethane	**<0.30**	ug/L	1.0	0.30	1		10/20/21 16:25	75-34-3	
1,1-Dichloroethene	**<0.58**	ug/L	1.0	0.58	1		10/20/21 16:25	75-35-4	
1,1-Dichloropropene	**<0.41**	ug/L	1.0	0.41	1		10/20/21 16:25	563-58-6	
1,2,3-Trichlorobenzene	**<1.0**	ug/L	5.0	1.0	1		10/20/21 16:25	87-61-6	
1,2,3-Trichloropropane	**<0.56**	ug/L	5.0	0.56	1		10/20/21 16:25	96-18-4	
1,2,4-Trichlorobenzene	**<0.95**	ug/L	5.0	0.95	1		10/20/21 16:25	120-82-1	
1,2,4-Trimethylbenzene	**<0.45**	ug/L	1.0	0.45	1		10/20/21 16:25	95-63-6	
1,2-Dibromo-3-chloropropane	**<2.4**	ug/L	5.0	2.4	1		10/20/21 16:25	96-12-8	
1,2-Dibromoethane (EDB)	**<0.31**	ug/L	1.0	0.31	1		10/20/21 16:25	106-93-4	
1,2-Dichlorobenzene	**<0.33**	ug/L	1.0	0.33	1		10/20/21 16:25	95-50-1	
1,2-Dichloroethane	**<0.29**	ug/L	1.0	0.29	1		10/20/21 16:25	107-06-2	
1,2-Dichloropropane	**<0.45**	ug/L	1.0	0.45	1		10/20/21 16:25	78-87-5	
1,3,5-Trimethylbenzene	**<0.36**	ug/L	1.0	0.36	1		10/20/21 16:25	108-67-8	
1,3-Dichlorobenzene	**<0.35**	ug/L	1.0	0.35	1		10/20/21 16:25	541-73-1	
1,3-Dichloropropane	**<0.30**	ug/L	1.0	0.30	1		10/20/21 16:25	142-28-9	
1,4-Dichlorobenzene	**<0.89**	ug/L	1.0	0.89	1		10/20/21 16:25	106-46-7	
2,2-Dichloropropane	**<4.2**	ug/L	5.0	4.2	1		10/20/21 16:25	594-20-7	
2-Butanone (MEK)	**<6.5**	ug/L	25.0	6.5	1		10/20/21 16:25	78-93-3	
2-Chlorotoluene	**<0.89**	ug/L	5.0	0.89	1		10/20/21 16:25	95-49-8	
2-Hexanone	**<6.3**	ug/L	25.0	6.3	1		10/20/21 16:25	591-78-6	
4-Chlorotoluene	**<0.89**	ug/L	5.0	0.89	1		10/20/21 16:25	106-43-4	
4-Methyl-2-pentanone (MIBK)	**<6.0**	ug/L	25.0	6.0	1		10/20/21 16:25	108-10-1	
Acetone	**<8.6**	ug/L	25.0	8.6	1		10/20/21 16:25	67-64-1	
Benzene	**<0.30**	ug/L	1.0	0.30	1		10/20/21 16:25	71-43-2	
Bromobenzene	**<0.36**	ug/L	1.0	0.36	1		10/20/21 16:25	108-86-1	
Bromochloromethane	**<0.36**	ug/L	5.0	0.36	1		10/20/21 16:25	74-97-5	
Bromodichloromethane	**<0.42**	ug/L	1.0	0.42	1		10/20/21 16:25	75-27-4	
Bromoform	**<3.8**	ug/L	5.0	3.8	1		10/20/21 16:25	75-25-2	
Bromomethane	**<1.2**	ug/L	5.0	1.2	1		10/20/21 16:25	74-83-9	
Carbon disulfide	**<1.1**	ug/L	5.0	1.1	1		10/20/21 16:25	75-15-0	
Carbon tetrachloride	**<0.37**	ug/L	1.0	0.37	1		10/20/21 16:25	56-23-5	
Chlorobenzene	**<0.86**	ug/L	1.0	0.86	1		10/20/21 16:25	108-90-7	
Chloroethane	**<1.4**	ug/L	5.0	1.4	1		10/20/21 16:25	75-00-3	
Chloroform	**<1.2**	ug/L	5.0	1.2	1		10/20/21 16:25	67-66-3	
Chloromethane	**<1.6**	ug/L	5.0	1.6	1		10/20/21 16:25	74-87-3	
Dibromochloromethane	**<2.6**	ug/L	5.0	2.6	1		10/20/21 16:25	124-48-1	
Dibromomethane	**<0.99**	ug/L	5.0	0.99	1		10/20/21 16:25	74-95-3	
Dichlorodifluoromethane	**<0.46**	ug/L	5.0	0.46	1		10/20/21 16:25	75-71-8	
Diisopropyl ether	**<1.1**	ug/L	5.0	1.1	1		10/20/21 16:25	108-20-3	
Ethylbenzene	**<0.33**	ug/L	1.0	0.33	1		10/20/21 16:25	100-41-4	

This report shall not be reproduced, except in full,
without the written consent of Pace Analytical Services, LLC.

Pace Analytical Services, LLC
1241 Bellevue Street - Suite 9
Green Bay, WI 54302
(920)469-2436

ANALYTICAL RESULTS

Project: A214201 MADISON KIPP CORP.
Pace Project No.: 40235451

Sample: MP-13_044-048_202110 **Lab ID: 40235451007** Collected: 10/11/21 16:05 Received: 10/19/21 08:15 Matrix: Water

Parameters	Results	Units	LOQ	LOD	DF	Prepared	Analyzed	CAS No.	Qual
8260 MSV	Analytical Method: EPA 8260 Pace Analytical Services - Green Bay								
Hexachloro-1,3-butadiene	**<2.7**	ug/L	5.0	2.7	1		10/20/21 16:25	87-68-3	
Isopropylbenzene (Cumene)	**<1.0**	ug/L	5.0	1.0	1		10/20/21 16:25	98-82-8	
Methyl-tert-butyl ether	**<1.1**	ug/L	5.0	1.1	1		10/20/21 16:25	1634-04-4	
Methylene Chloride	**<0.32**	ug/L	5.0	0.32	1		10/20/21 16:25	75-09-2	
Naphthalene	**<1.1**	ug/L	5.0	1.1	1		10/20/21 16:25	91-20-3	
Styrene	**<0.36**	ug/L	1.0	0.36	1		10/20/21 16:25	100-42-5	
Tetrachloroethene	**96.8**	ug/L	1.0	0.41	1		10/20/21 16:25	127-18-4	
Tetrahydrofuran	**<2.4**	ug/L	25.0	2.4	1		10/20/21 16:25	109-99-9	
Toluene	**<0.29**	ug/L	1.0	0.29	1		10/20/21 16:25	108-88-3	
Trichloroethene	**20.9**	ug/L	1.0	0.32	1		10/20/21 16:25	79-01-6	
Trichlorofluoromethane	**<0.42**	ug/L	1.0	0.42	1		10/20/21 16:25	75-69-4	
Vinyl chloride	**<0.17**	ug/L	1.0	0.17	1		10/20/21 16:25	75-01-4	
Xylene (Total)	**<1.0**	ug/L	3.0	1.0	1		10/20/21 16:25	1330-20-7	
cis-1,2-Dichloroethene	**18.4**	ug/L	1.0	0.47	1		10/20/21 16:25	156-59-2	
cis-1,3-Dichloropropene	**<0.36**	ug/L	1.0	0.36	1		10/20/21 16:25	10061-01-5	
m&p-Xylene	**<0.70**	ug/L	2.0	0.70	1		10/20/21 16:25	179601-23-1	
n-Butylbenzene	**<0.86**	ug/L	1.0	0.86	1		10/20/21 16:25	104-51-8	
n-Hexane	**<1.5**	ug/L	5.0	1.5	1		10/20/21 16:25	110-54-3	
n-Propylbenzene	**<0.35**	ug/L	1.0	0.35	1		10/20/21 16:25	103-65-1	
o-Xylene	**<0.35**	ug/L	1.0	0.35	1		10/20/21 16:25	95-47-6	
p-Isopropyltoluene	**<1.0**	ug/L	5.0	1.0	1		10/20/21 16:25	99-87-6	
sec-Butylbenzene	**<0.42**	ug/L	1.0	0.42	1		10/20/21 16:25	135-98-8	
tert-Butylbenzene	**<0.59**	ug/L	1.0	0.59	1		10/20/21 16:25	98-06-6	
trans-1,2-Dichloroethene	**<0.53**	ug/L	1.0	0.53	1		10/20/21 16:25	156-60-5	
trans-1,3-Dichloropropene	**<3.5**	ug/L	5.0	3.5	1		10/20/21 16:25	10061-02-6	
Surrogates									
4-Bromofluorobenzene (S)	93	%	70-130		1		10/20/21 16:25	460-00-4	
1,2-Dichlorobenzene-d4 (S)	99	%	70-130		1		10/20/21 16:25	2199-69-1	
Toluene-d8 (S)	102	%	70-130		1		10/20/21 16:25	2037-26-5	

REPORT OF LABORATORY ANALYSIS

This report shall not be reproduced, except in full,
without the written consent of Pace Analytical Services, LLC.

Pace Analytical Services, LLC
1241 Bellevue Street - Suite 9
Green Bay, WI 54302
(920)469-2436

ANALYTICAL RESULTS

Project: A214201 MADISON KIPP CORP.
Pace Project No.: 40235451

Sample: MP-14_170-178_202110 **Lab ID: 40235451008** Collected: 10/12/21 13:45 Received: 10/19/21 08:15 Matrix: Water

Parameters	Results	Units	LOQ	LOD	DF	Prepared	Analyzed	CAS No.	Qual
8260 MSV	Analytical Method: EPA 8260 Pace Analytical Services - Green Bay								
1,1,1,2-Tetrachloroethane	**<7.1**	ug/L	20.0	7.1	20		10/20/21 19:39	630-20-6	
1,1,1-Trichloroethane	**<6.1**	ug/L	20.0	6.1	20		10/20/21 19:39	71-55-6	
1,1,2,2-Tetrachloroethane	**<7.6**	ug/L	20.0	7.6	20		10/20/21 19:39	79-34-5	
1,1,2-Trichloroethane	**<6.9**	ug/L	100	6.9	20		10/20/21 19:39	79-00-5	
1,1,2-Trichlorotrifluoroethane	**<7.6**	ug/L	100	7.6	20		10/20/21 19:39	76-13-1	
1,1-Dichloroethane	**<5.9**	ug/L	20.0	5.9	20		10/20/21 19:39	75-34-3	
1,1-Dichloroethene	**<11.6**	ug/L	20.0	11.6	20		10/20/21 19:39	75-35-4	
1,1-Dichloropropene	**<8.2**	ug/L	20.0	8.2	20		10/20/21 19:39	563-58-6	
1,2,3-Trichlorobenzene	**<20.4**	ug/L	100	20.4	20		10/20/21 19:39	87-61-6	
1,2,3-Trichloropropane	**<11.1**	ug/L	100	11.1	20		10/20/21 19:39	96-18-4	
1,2,4-Trichlorobenzene	**<19.0**	ug/L	100	19.0	20		10/20/21 19:39	120-82-1	
1,2,4-Trimethylbenzene	**<9.0**	ug/L	20.0	9.0	20		10/20/21 19:39	95-63-6	
1,2-Dibromo-3-chloropropane	**<47.3**	ug/L	100	47.3	20		10/20/21 19:39	96-12-8	
1,2-Dibromoethane (EDB)	**<6.2**	ug/L	20.0	6.2	20		10/20/21 19:39	106-93-4	
1,2-Dichlorobenzene	**<6.5**	ug/L	20.0	6.5	20		10/20/21 19:39	95-50-1	
1,2-Dichloroethane	**<5.8**	ug/L	20.0	5.8	20		10/20/21 19:39	107-06-2	
1,2-Dichloropropane	**<9.0**	ug/L	20.0	9.0	20		10/20/21 19:39	78-87-5	
1,3,5-Trimethylbenzene	**<7.1**	ug/L	20.0	7.1	20		10/20/21 19:39	108-67-8	
1,3-Dichlorobenzene	**<7.0**	ug/L	20.0	7.0	20		10/20/21 19:39	541-73-1	
1,3-Dichloropropane	**<6.1**	ug/L	20.0	6.1	20		10/20/21 19:39	142-28-9	
1,4-Dichlorobenzene	**<17.8**	ug/L	20.0	17.8	20		10/20/21 19:39	106-46-7	
2,2-Dichloropropane	**<83.6**	ug/L	100	83.6	20		10/20/21 19:39	594-20-7	
2-Butanone (MEK)	**<130**	ug/L	500	130	20		10/20/21 19:39	78-93-3	
2-Chlorotoluene	**<17.8**	ug/L	100	17.8	20		10/20/21 19:39	95-49-8	
2-Hexanone	**<126**	ug/L	500	126	20		10/20/21 19:39	591-78-6	
4-Chlorotoluene	**<17.9**	ug/L	100	17.9	20		10/20/21 19:39	106-43-4	
4-Methyl-2-pentanone (MIBK)	**<119**	ug/L	500	119	20		10/20/21 19:39	108-10-1	
Acetone	**<173**	ug/L	500	173	20		10/20/21 19:39	67-64-1	
Benzene	**<5.9**	ug/L	20.0	5.9	20		10/20/21 19:39	71-43-2	
Bromobenzene	**<7.2**	ug/L	20.0	7.2	20		10/20/21 19:39	108-86-1	
Bromochloromethane	**<7.2**	ug/L	100	7.2	20		10/20/21 19:39	74-97-5	
Bromodichloromethane	**<8.3**	ug/L	20.0	8.3	20		10/20/21 19:39	75-27-4	
Bromoform	**<76.0**	ug/L	100	76.0	20		10/20/21 19:39	75-25-2	
Bromomethane	**<23.8**	ug/L	100	23.8	20		10/20/21 19:39	74-83-9	
Carbon disulfide	**<22.0**	ug/L	100	22.0	20		10/20/21 19:39	75-15-0	
Carbon tetrachloride	**<7.4**	ug/L	20.0	7.4	20		10/20/21 19:39	56-23-5	
Chlorobenzene	**<17.1**	ug/L	20.0	17.1	20		10/20/21 19:39	108-90-7	
Chloroethane	**<27.6**	ug/L	100	27.6	20		10/20/21 19:39	75-00-3	
Chloroform	**<23.7**	ug/L	100	23.7	20		10/20/21 19:39	67-66-3	
Chloromethane	**<32.7**	ug/L	100	32.7	20		10/20/21 19:39	74-87-3	
Dibromochloromethane	**<52.9**	ug/L	100	52.9	20		10/20/21 19:39	124-48-1	
Dibromomethane	**<19.8**	ug/L	100	19.8	20		10/20/21 19:39	74-95-3	
Dichlorodifluoromethane	**<9.1**	ug/L	100	9.1	20		10/20/21 19:39	75-71-8	
Diisopropyl ether	**<22.0**	ug/L	100	22.0	20		10/20/21 19:39	108-20-3	
Ethylbenzene	**<6.5**	ug/L	20.0	6.5	20		10/20/21 19:39	100-41-4	

This report shall not be reproduced, except in full,
without the written consent of Pace Analytical Services, LLC.

Pace Analytical Services, LLC
1241 Bellevue Street - Suite 9
Green Bay, WI 54302
(920)469-2436

ANALYTICAL RESULTS

Project: A214201 MADISON KIPP CORP.
Pace Project No.: 40235451

Sample: MP-14_170-178_202110 **Lab ID: 40235451008** Collected: 10/12/21 13:45 Received: 10/19/21 08:15 Matrix: Water

Parameters	Results	Units	LOQ	LOD	DF	Prepared	Analyzed	CAS No.	Qual
8260 MSV	Analytical Method: EPA 8260 Pace Analytical Services - Green Bay								
Hexachloro-1,3-butadiene	**<54.7**	ug/L	100	54.7	20		10/20/21 19:39	87-68-3	
Isopropylbenzene (Cumene)	**<20.0**	ug/L	100	20.0	20		10/20/21 19:39	98-82-8	
Methyl-tert-butyl ether	**<22.6**	ug/L	100	22.6	20		10/20/21 19:39	1634-04-4	
Methylene Chloride	**<6.4**	ug/L	100	6.4	20		10/20/21 19:39	75-09-2	
Naphthalene	**<22.6**	ug/L	100	22.6	20		10/20/21 19:39	91-20-3	
Styrene	**<7.1**	ug/L	20.0	7.1	20		10/20/21 19:39	100-42-5	
Tetrachloroethene	**1430**	ug/L	20.0	8.2	20		10/20/21 19:39	127-18-4	
Tetrahydrofuran	**<48.4**	ug/L	500	48.4	20		10/20/21 19:39	109-99-9	
Toluene	**<5.8**	ug/L	20.0	5.8	20		10/20/21 19:39	108-88-3	
Trichloroethene	**99.0**	ug/L	20.0	6.4	20		10/20/21 19:39	79-01-6	
Trichlorofluoromethane	**<8.4**	ug/L	20.0	8.4	20		10/20/21 19:39	75-69-4	
Vinyl chloride	**<3.5**	ug/L	20.0	3.5	20		10/20/21 19:39	75-01-4	
Xylene (Total)	**<21.0**	ug/L	60.0	21.0	20		10/20/21 19:39	1330-20-7	
cis-1,2-Dichloroethene	**46.7**	ug/L	20.0	9.4	20		10/20/21 19:39	156-59-2	
cis-1,3-Dichloropropene	**<7.2**	ug/L	20.0	7.2	20		10/20/21 19:39	10061-01-5	
m&p-Xylene	**<14.0**	ug/L	40.0	14.0	20		10/20/21 19:39	179601-23-1	
n-Butylbenzene	**<17.1**	ug/L	20.0	17.1	20		10/20/21 19:39	104-51-8	
n-Hexane	**<29.2**	ug/L	100	29.2	20		10/20/21 19:39	110-54-3	
n-Propylbenzene	**<6.9**	ug/L	20.0	6.9	20		10/20/21 19:39	103-65-1	
o-Xylene	**<7.0**	ug/L	20.0	7.0	20		10/20/21 19:39	95-47-6	
p-Isopropyltoluene	**<20.9**	ug/L	100	20.9	20		10/20/21 19:39	99-87-6	
sec-Butylbenzene	**<8.5**	ug/L	20.0	8.5	20		10/20/21 19:39	135-98-8	
tert-Butylbenzene	**<11.7**	ug/L	20.0	11.7	20		10/20/21 19:39	98-06-6	
trans-1,2-Dichloroethene	**<10.6**	ug/L	20.0	10.6	20		10/20/21 19:39	156-60-5	
trans-1,3-Dichloropropene	**<69.2**	ug/L	100	69.2	20		10/20/21 19:39	10061-02-6	
Surrogates									
4-Bromofluorobenzene (S)	95	%	70-130		20		10/20/21 19:39	460-00-4	
1,2-Dichlorobenzene-d4 (S)	99	%	70-130		20		10/20/21 19:39	2199-69-1	
Toluene-d8 (S)	101	%	70-130		20		10/20/21 19:39	2037-26-5	

REPORT OF LABORATORY ANALYSIS

This report shall not be reproduced, except in full,
without the written consent of Pace Analytical Services, LLC.

Pace Analytical Services, LLC
1241 Bellevue Street - Suite 9
Green Bay, WI 54302
(920)469-2436

ANALYTICAL RESULTS

Project: A214201 MADISON KIPP CORP.
Pace Project No.: 40235451

Sample: MP-14_135-140_202110 **Lab ID: 40235451009** Collected: 10/12/21 14:05 Received: 10/19/21 08:15 Matrix: Water

Parameters	Results	Units	LOQ	LOD	DF	Prepared	Analyzed	CAS No.	Qual
8260 MSV	Analytical Method: EPA 8260 Pace Analytical Services - Green Bay								
1,1,1,2-Tetrachloroethane	**<0.36**	ug/L	1.0	0.36	1		10/20/21 16:45	630-20-6	
1,1,1-Trichloroethane	**<0.30**	ug/L	1.0	0.30	1		10/20/21 16:45	71-55-6	
1,1,2,2-Tetrachloroethane	**<0.38**	ug/L	1.0	0.38	1		10/20/21 16:45	79-34-5	
1,1,2-Trichloroethane	**<0.34**	ug/L	5.0	0.34	1		10/20/21 16:45	79-00-5	
1,1,2-Trichlorotrifluoroethane	**<0.38**	ug/L	5.0	0.38	1		10/20/21 16:45	76-13-1	
1,1-Dichloroethane	**<0.30**	ug/L	1.0	0.30	1		10/20/21 16:45	75-34-3	
1,1-Dichloroethene	**<0.58**	ug/L	1.0	0.58	1		10/20/21 16:45	75-35-4	
1,1-Dichloropropene	**<0.41**	ug/L	1.0	0.41	1		10/20/21 16:45	563-58-6	
1,2,3-Trichlorobenzene	**<1.0**	ug/L	5.0	1.0	1		10/20/21 16:45	87-61-6	
1,2,3-Trichloropropane	**<0.56**	ug/L	5.0	0.56	1		10/20/21 16:45	96-18-4	
1,2,4-Trichlorobenzene	**<0.95**	ug/L	5.0	0.95	1		10/20/21 16:45	120-82-1	
1,2,4-Trimethylbenzene	**<0.45**	ug/L	1.0	0.45	1		10/20/21 16:45	95-63-6	
1,2-Dibromo-3-chloropropane	**<2.4**	ug/L	5.0	2.4	1		10/20/21 16:45	96-12-8	
1,2-Dibromoethane (EDB)	**<0.31**	ug/L	1.0	0.31	1		10/20/21 16:45	106-93-4	
1,2-Dichlorobenzene	**<0.33**	ug/L	1.0	0.33	1		10/20/21 16:45	95-50-1	
1,2-Dichloroethane	**<0.29**	ug/L	1.0	0.29	1		10/20/21 16:45	107-06-2	
1,2-Dichloropropane	**<0.45**	ug/L	1.0	0.45	1		10/20/21 16:45	78-87-5	
1,3,5-Trimethylbenzene	**<0.36**	ug/L	1.0	0.36	1		10/20/21 16:45	108-67-8	
1,3-Dichlorobenzene	**<0.35**	ug/L	1.0	0.35	1		10/20/21 16:45	541-73-1	
1,3-Dichloropropane	**<0.30**	ug/L	1.0	0.30	1		10/20/21 16:45	142-28-9	
1,4-Dichlorobenzene	**<0.89**	ug/L	1.0	0.89	1		10/20/21 16:45	106-46-7	
2,2-Dichloropropane	**<4.2**	ug/L	5.0	4.2	1		10/20/21 16:45	594-20-7	
2-Butanone (MEK)	**<6.5**	ug/L	25.0	6.5	1		10/20/21 16:45	78-93-3	
2-Chlorotoluene	**<0.89**	ug/L	5.0	0.89	1		10/20/21 16:45	95-49-8	
2-Hexanone	**<6.3**	ug/L	25.0	6.3	1		10/20/21 16:45	591-78-6	
4-Chlorotoluene	**<0.89**	ug/L	5.0	0.89	1		10/20/21 16:45	106-43-4	
4-Methyl-2-pentanone (MIBK)	**<6.0**	ug/L	25.0	6.0	1		10/20/21 16:45	108-10-1	
Acetone	**<8.6**	ug/L	25.0	8.6	1		10/20/21 16:45	67-64-1	
Benzene	**<0.30**	ug/L	1.0	0.30	1		10/20/21 16:45	71-43-2	
Bromobenzene	**<0.36**	ug/L	1.0	0.36	1		10/20/21 16:45	108-86-1	
Bromochloromethane	**<0.36**	ug/L	5.0	0.36	1		10/20/21 16:45	74-97-5	
Bromodichloromethane	**<0.42**	ug/L	1.0	0.42	1		10/20/21 16:45	75-27-4	
Bromoform	**<3.8**	ug/L	5.0	3.8	1		10/20/21 16:45	75-25-2	
Bromomethane	**<1.2**	ug/L	5.0	1.2	1		10/20/21 16:45	74-83-9	
Carbon disulfide	**<1.1**	ug/L	5.0	1.1	1		10/20/21 16:45	75-15-0	
Carbon tetrachloride	**<0.37**	ug/L	1.0	0.37	1		10/20/21 16:45	56-23-5	
Chlorobenzene	**<0.86**	ug/L	1.0	0.86	1		10/20/21 16:45	108-90-7	
Chloroethane	**<1.4**	ug/L	5.0	1.4	1		10/20/21 16:45	75-00-3	
Chloroform	**<1.2**	ug/L	5.0	1.2	1		10/20/21 16:45	67-66-3	
Chloromethane	**<1.6**	ug/L	5.0	1.6	1		10/20/21 16:45	74-87-3	
Dibromochloromethane	**<2.6**	ug/L	5.0	2.6	1		10/20/21 16:45	124-48-1	
Dibromomethane	**<0.99**	ug/L	5.0	0.99	1		10/20/21 16:45	74-95-3	
Dichlorodifluoromethane	**<0.46**	ug/L	5.0	0.46	1		10/20/21 16:45	75-71-8	
Diisopropyl ether	**<1.1**	ug/L	5.0	1.1	1		10/20/21 16:45	108-20-3	
Ethylbenzene	**<0.33**	ug/L	1.0	0.33	1		10/20/21 16:45	100-41-4	

REPORT OF LABORATORY ANALYSIS

This report shall not be reproduced, except in full,
without the written consent of Pace Analytical Services, LLC.

Pace Analytical Services, LLC
1241 Bellevue Street - Suite 9
Green Bay, WI 54302
(920)469-2436

ANALYTICAL RESULTS

Project: A214201 MADISON KIPP CORP.
Pace Project No.: 40235451

Sample: MP-14_135-140_202110 **Lab ID: 40235451009** Collected: 10/12/21 14:05 Received: 10/19/21 08:15 Matrix: Water

Parameters	Results	Units	LOQ	LOD	DF	Prepared	Analyzed	CAS No.	Qual
8260 MSV	Analytical Method: EPA 8260 Pace Analytical Services - Green Bay								
Hexachloro-1,3-butadiene	**<2.7**	ug/L	5.0	2.7	1		10/20/21 16:45	87-68-3	
Isopropylbenzene (Cumene)	**<1.0**	ug/L	5.0	1.0	1		10/20/21 16:45	98-82-8	
Methyl-tert-butyl ether	**<1.1**	ug/L	5.0	1.1	1		10/20/21 16:45	1634-04-4	
Methylene Chloride	**<0.32**	ug/L	5.0	0.32	1		10/20/21 16:45	75-09-2	
Naphthalene	**<1.1**	ug/L	5.0	1.1	1		10/20/21 16:45	91-20-3	
Styrene	**<0.36**	ug/L	1.0	0.36	1		10/20/21 16:45	100-42-5	
Tetrachloroethene	**106**	ug/L	1.0	0.41	1		10/20/21 16:45	127-18-4	
Tetrahydrofuran	**<2.4**	ug/L	25.0	2.4	1		10/20/21 16:45	109-99-9	
Toluene	**<0.29**	ug/L	1.0	0.29	1		10/20/21 16:45	108-88-3	
Trichloroethene	**5.5**	ug/L	1.0	0.32	1		10/20/21 16:45	79-01-6	
Trichlorofluoromethane	**<0.42**	ug/L	1.0	0.42	1		10/20/21 16:45	75-69-4	
Vinyl chloride	**<0.17**	ug/L	1.0	0.17	1		10/20/21 16:45	75-01-4	
Xylene (Total)	**<1.0**	ug/L	3.0	1.0	1		10/20/21 16:45	1330-20-7	
cis-1,2-Dichloroethene	**2.7**	ug/L	1.0	0.47	1		10/20/21 16:45	156-59-2	
cis-1,3-Dichloropropene	**<0.36**	ug/L	1.0	0.36	1		10/20/21 16:45	10061-01-5	
m&p-Xylene	**<0.70**	ug/L	2.0	0.70	1		10/20/21 16:45	179601-23-1	
n-Butylbenzene	**<0.86**	ug/L	1.0	0.86	1		10/20/21 16:45	104-51-8	
n-Hexane	**<1.5**	ug/L	5.0	1.5	1		10/20/21 16:45	110-54-3	
n-Propylbenzene	**<0.35**	ug/L	1.0	0.35	1		10/20/21 16:45	103-65-1	
o-Xylene	**<0.35**	ug/L	1.0	0.35	1		10/20/21 16:45	95-47-6	
p-Isopropyltoluene	**<1.0**	ug/L	5.0	1.0	1		10/20/21 16:45	99-87-6	
sec-Butylbenzene	**<0.42**	ug/L	1.0	0.42	1		10/20/21 16:45	135-98-8	
tert-Butylbenzene	**<0.59**	ug/L	1.0	0.59	1		10/20/21 16:45	98-06-6	
trans-1,2-Dichloroethene	**<0.53**	ug/L	1.0	0.53	1		10/20/21 16:45	156-60-5	
trans-1,3-Dichloropropene	**<3.5**	ug/L	5.0	3.5	1		10/20/21 16:45	10061-02-6	
Surrogates									
4-Bromofluorobenzene (S)	93	%	70-130		1		10/20/21 16:45	460-00-4	
1,2-Dichlorobenzene-d4 (S)	101	%	70-130		1		10/20/21 16:45	2199-69-1	
Toluene-d8 (S)	101	%	70-130		1		10/20/21 16:45	2037-26-5	

REPORT OF LABORATORY ANALYSIS

This report shall not be reproduced, except in full,
without the written consent of Pace Analytical Services, LLC.

Pace Analytical Services, LLC
1241 Bellevue Street - Suite 9
Green Bay, WI 54302
(920)469-2436

ANALYTICAL RESULTS

Project: A214201 MADISON KIPP CORP.
Pace Project No.: 40235451

Sample: MP-14_100-105_202110 **Lab ID: 40235451010** Collected: 10/12/21 14:20 Received: 10/19/21 08:15 Matrix: Water

Parameters	Results	Units	LOQ	LOD	DF	Prepared	Analyzed	CAS No.	Qual
8260 MSV	Analytical Method: EPA 8260 Pace Analytical Services - Green Bay								
1,1,1,2-Tetrachloroethane	**<0.36**	ug/L	1.0	0.36	1		10/20/21 17:04	630-20-6	
1,1,1-Trichloroethane	**<0.30**	ug/L	1.0	0.30	1		10/20/21 17:04	71-55-6	
1,1,2,2-Tetrachloroethane	**<0.38**	ug/L	1.0	0.38	1		10/20/21 17:04	79-34-5	
1,1,2-Trichloroethane	**<0.34**	ug/L	5.0	0.34	1		10/20/21 17:04	79-00-5	
1,1,2-Trichlorotrifluoroethane	**<0.38**	ug/L	5.0	0.38	1		10/20/21 17:04	76-13-1	
1,1-Dichloroethane	**<0.30**	ug/L	1.0	0.30	1		10/20/21 17:04	75-34-3	
1,1-Dichloroethene	**<0.58**	ug/L	1.0	0.58	1		10/20/21 17:04	75-35-4	
1,1-Dichloropropene	**<0.41**	ug/L	1.0	0.41	1		10/20/21 17:04	563-58-6	
1,2,3-Trichlorobenzene	**<1.0**	ug/L	5.0	1.0	1		10/20/21 17:04	87-61-6	
1,2,3-Trichloropropane	**<0.56**	ug/L	5.0	0.56	1		10/20/21 17:04	96-18-4	
1,2,4-Trichlorobenzene	**<0.95**	ug/L	5.0	0.95	1		10/20/21 17:04	120-82-1	
1,2,4-Trimethylbenzene	**<0.45**	ug/L	1.0	0.45	1		10/20/21 17:04	95-63-6	
1,2-Dibromo-3-chloropropane	**<2.4**	ug/L	5.0	2.4	1		10/20/21 17:04	96-12-8	
1,2-Dibromoethane (EDB)	**<0.31**	ug/L	1.0	0.31	1		10/20/21 17:04	106-93-4	
1,2-Dichlorobenzene	**<0.33**	ug/L	1.0	0.33	1		10/20/21 17:04	95-50-1	
1,2-Dichloroethane	**<0.29**	ug/L	1.0	0.29	1		10/20/21 17:04	107-06-2	
1,2-Dichloropropane	**<0.45**	ug/L	1.0	0.45	1		10/20/21 17:04	78-87-5	
1,3,5-Trimethylbenzene	**<0.36**	ug/L	1.0	0.36	1		10/20/21 17:04	108-67-8	
1,3-Dichlorobenzene	**<0.35**	ug/L	1.0	0.35	1		10/20/21 17:04	541-73-1	
1,3-Dichloropropane	**<0.30**	ug/L	1.0	0.30	1		10/20/21 17:04	142-28-9	
1,4-Dichlorobenzene	**<0.89**	ug/L	1.0	0.89	1		10/20/21 17:04	106-46-7	
2,2-Dichloropropane	**<4.2**	ug/L	5.0	4.2	1		10/20/21 17:04	594-20-7	
2-Butanone (MEK)	**<6.5**	ug/L	25.0	6.5	1		10/20/21 17:04	78-93-3	
2-Chlorotoluene	**<0.89**	ug/L	5.0	0.89	1		10/20/21 17:04	95-49-8	
2-Hexanone	**<6.3**	ug/L	25.0	6.3	1		10/20/21 17:04	591-78-6	
4-Chlorotoluene	**<0.89**	ug/L	5.0	0.89	1		10/20/21 17:04	106-43-4	
4-Methyl-2-pentanone (MIBK)	**<6.0**	ug/L	25.0	6.0	1		10/20/21 17:04	108-10-1	
Acetone	**<8.6**	ug/L	25.0	8.6	1		10/20/21 17:04	67-64-1	
Benzene	**<0.30**	ug/L	1.0	0.30	1		10/20/21 17:04	71-43-2	
Bromobenzene	**<0.36**	ug/L	1.0	0.36	1		10/20/21 17:04	108-86-1	
Bromochloromethane	**<0.36**	ug/L	5.0	0.36	1		10/20/21 17:04	74-97-5	
Bromodichloromethane	**<0.42**	ug/L	1.0	0.42	1		10/20/21 17:04	75-27-4	
Bromoform	**<3.8**	ug/L	5.0	3.8	1		10/20/21 17:04	75-25-2	
Bromomethane	**<1.2**	ug/L	5.0	1.2	1		10/20/21 17:04	74-83-9	
Carbon disulfide	**<1.1**	ug/L	5.0	1.1	1		10/20/21 17:04	75-15-0	
Carbon tetrachloride	**<0.37**	ug/L	1.0	0.37	1		10/20/21 17:04	56-23-5	
Chlorobenzene	**<0.86**	ug/L	1.0	0.86	1		10/20/21 17:04	108-90-7	
Chloroethane	**<1.4**	ug/L	5.0	1.4	1		10/20/21 17:04	75-00-3	
Chloroform	**<1.2**	ug/L	5.0	1.2	1		10/20/21 17:04	67-66-3	
Chloromethane	**<1.6**	ug/L	5.0	1.6	1		10/20/21 17:04	74-87-3	
Dibromochloromethane	**<2.6**	ug/L	5.0	2.6	1		10/20/21 17:04	124-48-1	
Dibromomethane	**<0.99**	ug/L	5.0	0.99	1		10/20/21 17:04	74-95-3	
Dichlorodifluoromethane	**<0.46**	ug/L	5.0	0.46	1		10/20/21 17:04	75-71-8	
Diisopropyl ether	**<1.1**	ug/L	5.0	1.1	1		10/20/21 17:04	108-20-3	
Ethylbenzene	**<0.33**	ug/L	1.0	0.33	1		10/20/21 17:04	100-41-4	

This report shall not be reproduced, except in full,
without the written consent of Pace Analytical Services, LLC.

Pace Analytical Services, LLC
1241 Bellevue Street - Suite 9
Green Bay, WI 54302
(920)469-2436

ANALYTICAL RESULTS

Project: A214201 MADISON KIPP CORP.
Pace Project No.: 40235451

Sample: MP-14_100-105_202110 **Lab ID: 40235451010** Collected: 10/12/21 14:20 Received: 10/19/21 08:15 Matrix: Water

Parameters	Results	Units	LOQ	LOD	DF	Prepared	Analyzed	CAS No.	Qual
8260 MSV	Analytical Method: EPA 8260 Pace Analytical Services - Green Bay								
Hexachloro-1,3-butadiene	**<2.7**	ug/L	5.0	2.7	1		10/20/21 17:04	87-68-3	
Isopropylbenzene (Cumene)	**<1.0**	ug/L	5.0	1.0	1		10/20/21 17:04	98-82-8	
Methyl-tert-butyl ether	**<1.1**	ug/L	5.0	1.1	1		10/20/21 17:04	1634-04-4	
Methylene Chloride	**<0.32**	ug/L	5.0	0.32	1		10/20/21 17:04	75-09-2	
Naphthalene	**<1.1**	ug/L	5.0	1.1	1		10/20/21 17:04	91-20-3	
Styrene	**<0.36**	ug/L	1.0	0.36	1		10/20/21 17:04	100-42-5	
Tetrachloroethene	**1.6**	ug/L	1.0	0.41	1		10/20/21 17:04	127-18-4	
Tetrahydrofuran	**<2.4**	ug/L	25.0	2.4	1		10/20/21 17:04	109-99-9	
Toluene	**<0.29**	ug/L	1.0	0.29	1		10/20/21 17:04	108-88-3	
Trichloroethene	**<0.32**	ug/L	1.0	0.32	1		10/20/21 17:04	79-01-6	
Trichlorofluoromethane	**<0.42**	ug/L	1.0	0.42	1		10/20/21 17:04	75-69-4	
Vinyl chloride	**<0.17**	ug/L	1.0	0.17	1		10/20/21 17:04	75-01-4	
Xylene (Total)	**<1.0**	ug/L	3.0	1.0	1		10/20/21 17:04	1330-20-7	
cis-1,2-Dichloroethene	**<0.47**	ug/L	1.0	0.47	1		10/20/21 17:04	156-59-2	
cis-1,3-Dichloropropene	**<0.36**	ug/L	1.0	0.36	1		10/20/21 17:04	10061-01-5	
m&p-Xylene	**<0.70**	ug/L	2.0	0.70	1		10/20/21 17:04	179601-23-1	
n-Butylbenzene	**<0.86**	ug/L	1.0	0.86	1		10/20/21 17:04	104-51-8	
n-Hexane	**<1.5**	ug/L	5.0	1.5	1		10/20/21 17:04	110-54-3	
n-Propylbenzene	**<0.35**	ug/L	1.0	0.35	1		10/20/21 17:04	103-65-1	
o-Xylene	**<0.35**	ug/L	1.0	0.35	1		10/20/21 17:04	95-47-6	
p-Isopropyltoluene	**<1.0**	ug/L	5.0	1.0	1		10/20/21 17:04	99-87-6	
sec-Butylbenzene	**<0.42**	ug/L	1.0	0.42	1		10/20/21 17:04	135-98-8	
tert-Butylbenzene	**<0.59**	ug/L	1.0	0.59	1		10/20/21 17:04	98-06-6	
trans-1,2-Dichloroethene	**<0.53**	ug/L	1.0	0.53	1		10/20/21 17:04	156-60-5	
trans-1,3-Dichloropropene	**<3.5**	ug/L	5.0	3.5	1		10/20/21 17:04	10061-02-6	
Surrogates									
4-Bromofluorobenzene (S)	94	%	70-130		1		10/20/21 17:04	460-00-4	
1,2-Dichlorobenzene-d4 (S)	100	%	70-130		1		10/20/21 17:04	2199-69-1	
Toluene-d8 (S)	100	%	70-130		1		10/20/21 17:04	2037-26-5	

REPORT OF LABORATORY ANALYSIS

This report shall not be reproduced, except in full,
without the written consent of Pace Analytical Services, LLC.

Pace Analytical Services, LLC
1241 Bellevue Street - Suite 9
Green Bay, WI 54302
(920)469-2436

ANALYTICAL RESULTS

Project: A214201 MADISON KIPP CORP.
Pace Project No.: 40235451

Sample: MP-15_177-187_202110 **Lab ID: 40235451011** Collected: 10/12/21 10:40 Received: 10/19/21 08:15 Matrix: Water

Parameters	Results	Units	LOQ	LOD	DF	Prepared	Analyzed	CAS No.	Qual
8260 MSV	Analytical Method: EPA 8260 Pace Analytical Services - Green Bay								
1,1,1,2-Tetrachloroethane	**<0.36**	ug/L	1.0	0.36	1		10/20/21 17:24	630-20-6	
1,1,1-Trichloroethane	**<0.30**	ug/L	1.0	0.30	1		10/20/21 17:24	71-55-6	
1,1,2,2-Tetrachloroethane	**<0.38**	ug/L	1.0	0.38	1		10/20/21 17:24	79-34-5	
1,1,2-Trichloroethane	**<0.34**	ug/L	5.0	0.34	1		10/20/21 17:24	79-00-5	
1,1,2-Trichlorotrifluoroethane	**<0.38**	ug/L	5.0	0.38	1		10/20/21 17:24	76-13-1	
1,1-Dichloroethane	**<0.30**	ug/L	1.0	0.30	1		10/20/21 17:24	75-34-3	
1,1-Dichloroethene	**<0.58**	ug/L	1.0	0.58	1		10/20/21 17:24	75-35-4	
1,1-Dichloropropene	**<0.41**	ug/L	1.0	0.41	1		10/20/21 17:24	563-58-6	
1,2,3-Trichlorobenzene	**<1.0**	ug/L	5.0	1.0	1		10/20/21 17:24	87-61-6	
1,2,3-Trichloropropane	**<0.56**	ug/L	5.0	0.56	1		10/20/21 17:24	96-18-4	
1,2,4-Trichlorobenzene	**<0.95**	ug/L	5.0	0.95	1		10/20/21 17:24	120-82-1	
1,2,4-Trimethylbenzene	**<0.45**	ug/L	1.0	0.45	1		10/20/21 17:24	95-63-6	
1,2-Dibromo-3-chloropropane	**<2.4**	ug/L	5.0	2.4	1		10/20/21 17:24	96-12-8	
1,2-Dibromoethane (EDB)	**<0.31**	ug/L	1.0	0.31	1		10/20/21 17:24	106-93-4	
1,2-Dichlorobenzene	**<0.33**	ug/L	1.0	0.33	1		10/20/21 17:24	95-50-1	
1,2-Dichloroethane	**<0.29**	ug/L	1.0	0.29	1		10/20/21 17:24	107-06-2	
1,2-Dichloropropane	**<0.45**	ug/L	1.0	0.45	1		10/20/21 17:24	78-87-5	
1,3,5-Trimethylbenzene	**<0.36**	ug/L	1.0	0.36	1		10/20/21 17:24	108-67-8	
1,3-Dichlorobenzene	**<0.35**	ug/L	1.0	0.35	1		10/20/21 17:24	541-73-1	
1,3-Dichloropropane	**<0.30**	ug/L	1.0	0.30	1		10/20/21 17:24	142-28-9	
1,4-Dichlorobenzene	**<0.89**	ug/L	1.0	0.89	1		10/20/21 17:24	106-46-7	
2,2-Dichloropropane	**<4.2**	ug/L	5.0	4.2	1		10/20/21 17:24	594-20-7	
2-Butanone (MEK)	**<6.5**	ug/L	25.0	6.5	1		10/20/21 17:24	78-93-3	
2-Chlorotoluene	**<0.89**	ug/L	5.0	0.89	1		10/20/21 17:24	95-49-8	
2-Hexanone	**<6.3**	ug/L	25.0	6.3	1		10/20/21 17:24	591-78-6	
4-Chlorotoluene	**<0.89**	ug/L	5.0	0.89	1		10/20/21 17:24	106-43-4	
4-Methyl-2-pentanone (MIBK)	**<6.0**	ug/L	25.0	6.0	1		10/20/21 17:24	108-10-1	
Acetone	**<8.6**	ug/L	25.0	8.6	1		10/20/21 17:24	67-64-1	
Benzene	**<0.30**	ug/L	1.0	0.30	1		10/20/21 17:24	71-43-2	
Bromobenzene	**<0.36**	ug/L	1.0	0.36	1		10/20/21 17:24	108-86-1	
Bromochloromethane	**<0.36**	ug/L	5.0	0.36	1		10/20/21 17:24	74-97-5	
Bromodichloromethane	**<0.42**	ug/L	1.0	0.42	1		10/20/21 17:24	75-27-4	
Bromoform	**<3.8**	ug/L	5.0	3.8	1		10/20/21 17:24	75-25-2	
Bromomethane	**<1.2**	ug/L	5.0	1.2	1		10/20/21 17:24	74-83-9	
Carbon disulfide	**<1.1**	ug/L	5.0	1.1	1		10/20/21 17:24	75-15-0	
Carbon tetrachloride	**<0.37**	ug/L	1.0	0.37	1		10/20/21 17:24	56-23-5	
Chlorobenzene	**<0.86**	ug/L	1.0	0.86	1		10/20/21 17:24	108-90-7	
Chloroethane	**<1.4**	ug/L	5.0	1.4	1		10/20/21 17:24	75-00-3	
Chloroform	**<1.2**	ug/L	5.0	1.2	1		10/20/21 17:24	67-66-3	
Chloromethane	**<1.6**	ug/L	5.0	1.6	1		10/20/21 17:24	74-87-3	
Dibromochloromethane	**<2.6**	ug/L	5.0	2.6	1		10/20/21 17:24	124-48-1	
Dibromomethane	**<0.99**	ug/L	5.0	0.99	1		10/20/21 17:24	74-95-3	
Dichlorodifluoromethane	**<0.46**	ug/L	5.0	0.46	1		10/20/21 17:24	75-71-8	
Diisopropyl ether	**<1.1**	ug/L	5.0	1.1	1		10/20/21 17:24	108-20-3	
Ethylbenzene	**<0.33**	ug/L	1.0	0.33	1		10/20/21 17:24	100-41-4	

This report shall not be reproduced, except in full,
without the written consent of Pace Analytical Services, LLC.

Pace Analytical Services, LLC
1241 Bellevue Street - Suite 9
Green Bay, WI 54302
(920)469-2436

ANALYTICAL RESULTS

Project: A214201 MADISON KIPP CORP.
Pace Project No.: 40235451

Sample: MP-15_177-187_202110 **Lab ID: 40235451011** Collected: 10/12/21 10:40 Received: 10/19/21 08:15 Matrix: Water

Parameters	Results	Units	LOQ	LOD	DF	Prepared	Analyzed	CAS No.	Qual
8260 MSV	Analytical Method: EPA 8260 Pace Analytical Services - Green Bay								
Hexachloro-1,3-butadiene	**<2.7**	ug/L	5.0	2.7	1		10/20/21 17:24	87-68-3	
Isopropylbenzene (Cumene)	**<1.0**	ug/L	5.0	1.0	1		10/20/21 17:24	98-82-8	
Methyl-tert-butyl ether	**<1.1**	ug/L	5.0	1.1	1		10/20/21 17:24	1634-04-4	
Methylene Chloride	**<0.32**	ug/L	5.0	0.32	1		10/20/21 17:24	75-09-2	
Naphthalene	**<1.1**	ug/L	5.0	1.1	1		10/20/21 17:24	91-20-3	
Styrene	**<0.36**	ug/L	1.0	0.36	1		10/20/21 17:24	100-42-5	
Tetrachloroethene	**2.7**	ug/L	1.0	0.41	1		10/20/21 17:24	127-18-4	
Tetrahydrofuran	**<2.4**	ug/L	25.0	2.4	1		10/20/21 17:24	109-99-9	
Toluene	**<0.29**	ug/L	1.0	0.29	1		10/20/21 17:24	108-88-3	
Trichloroethene	**<0.32**	ug/L	1.0	0.32	1		10/20/21 17:24	79-01-6	
Trichlorofluoromethane	**<0.42**	ug/L	1.0	0.42	1		10/20/21 17:24	75-69-4	
Vinyl chloride	**<0.17**	ug/L	1.0	0.17	1		10/20/21 17:24	75-01-4	
Xylene (Total)	**<1.0**	ug/L	3.0	1.0	1		10/20/21 17:24	1330-20-7	
cis-1,2-Dichloroethene	**<0.47**	ug/L	1.0	0.47	1		10/20/21 17:24	156-59-2	
cis-1,3-Dichloropropene	**<0.36**	ug/L	1.0	0.36	1		10/20/21 17:24	10061-01-5	
m&p-Xylene	**<0.70**	ug/L	2.0	0.70	1		10/20/21 17:24	179601-23-1	
n-Butylbenzene	**<0.86**	ug/L	1.0	0.86	1		10/20/21 17:24	104-51-8	
n-Hexane	**<1.5**	ug/L	5.0	1.5	1		10/20/21 17:24	110-54-3	
n-Propylbenzene	**<0.35**	ug/L	1.0	0.35	1		10/20/21 17:24	103-65-1	
o-Xylene	**<0.35**	ug/L	1.0	0.35	1		10/20/21 17:24	95-47-6	
p-Isopropyltoluene	**<1.0**	ug/L	5.0	1.0	1		10/20/21 17:24	99-87-6	
sec-Butylbenzene	**<0.42**	ug/L	1.0	0.42	1		10/20/21 17:24	135-98-8	
tert-Butylbenzene	**<0.59**	ug/L	1.0	0.59	1		10/20/21 17:24	98-06-6	
trans-1,2-Dichloroethene	**<0.53**	ug/L	1.0	0.53	1		10/20/21 17:24	156-60-5	
trans-1,3-Dichloropropene	**<3.5**	ug/L	5.0	3.5	1		10/20/21 17:24	10061-02-6	
Surrogates									
4-Bromofluorobenzene (S)	93	%	70-130		1		10/20/21 17:24	460-00-4	
1,2-Dichlorobenzene-d4 (S)	99	%	70-130		1		10/20/21 17:24	2199-69-1	
Toluene-d8 (S)	101	%	70-130		1		10/20/21 17:24	2037-26-5	

REPORT OF LABORATORY ANALYSIS

This report shall not be reproduced, except in full,
without the written consent of Pace Analytical Services, LLC.

Pace Analytical Services, LLC
1241 Bellevue Street - Suite 9
Green Bay, WI 54302
(920)469-2436

ANALYTICAL RESULTS

Project: A214201 MADISON KIPP CORP.
Pace Project No.: 40235451

Sample: MP-15_142-146_202110 **Lab ID: 40235451012** Collected: 10/12/21 11:10 Received: 10/19/21 08:15 Matrix: Water

Parameters	Results	Units	LOQ	LOD	DF	Prepared	Analyzed	CAS No.	Qual
8260 MSV	Analytical Method: EPA 8260 Pace Analytical Services - Green Bay								
1,1,1,2-Tetrachloroethane	**<7.1**	ug/L	20.0	7.1	20		10/20/21 19:59	630-20-6	
1,1,1-Trichloroethane	**<6.1**	ug/L	20.0	6.1	20		10/20/21 19:59	71-55-6	
1,1,2,2-Tetrachloroethane	**<7.6**	ug/L	20.0	7.6	20		10/20/21 19:59	79-34-5	
1,1,2-Trichloroethane	**<6.9**	ug/L	100	6.9	20		10/20/21 19:59	79-00-5	
1,1,2-Trichlorotrifluoroethane	**<7.6**	ug/L	100	7.6	20		10/20/21 19:59	76-13-1	
1,1-Dichloroethane	**<5.9**	ug/L	20.0	5.9	20		10/20/21 19:59	75-34-3	
1,1-Dichloroethene	**<11.6**	ug/L	20.0	11.6	20		10/20/21 19:59	75-35-4	
1,1-Dichloropropene	**<8.2**	ug/L	20.0	8.2	20		10/20/21 19:59	563-58-6	
1,2,3-Trichlorobenzene	**<20.4**	ug/L	100	20.4	20		10/20/21 19:59	87-61-6	
1,2,3-Trichloropropane	**<11.1**	ug/L	100	11.1	20		10/20/21 19:59	96-18-4	
1,2,4-Trichlorobenzene	**<19.0**	ug/L	100	19.0	20		10/20/21 19:59	120-82-1	
1,2,4-Trimethylbenzene	**<9.0**	ug/L	20.0	9.0	20		10/20/21 19:59	95-63-6	
1,2-Dibromo-3-chloropropane	**<47.3**	ug/L	100	47.3	20		10/20/21 19:59	96-12-8	
1,2-Dibromoethane (EDB)	**<6.2**	ug/L	20.0	6.2	20		10/20/21 19:59	106-93-4	
1,2-Dichlorobenzene	**<6.5**	ug/L	20.0	6.5	20		10/20/21 19:59	95-50-1	
1,2-Dichloroethane	**<5.8**	ug/L	20.0	5.8	20		10/20/21 19:59	107-06-2	
1,2-Dichloropropane	**<9.0**	ug/L	20.0	9.0	20		10/20/21 19:59	78-87-5	
1,3,5-Trimethylbenzene	**<7.1**	ug/L	20.0	7.1	20		10/20/21 19:59	108-67-8	
1,3-Dichlorobenzene	**<7.0**	ug/L	20.0	7.0	20		10/20/21 19:59	541-73-1	
1,3-Dichloropropane	**<6.1**	ug/L	20.0	6.1	20		10/20/21 19:59	142-28-9	
1,4-Dichlorobenzene	**<17.8**	ug/L	20.0	17.8	20		10/20/21 19:59	106-46-7	
2,2-Dichloropropane	**<83.6**	ug/L	100	83.6	20		10/20/21 19:59	594-20-7	
2-Butanone (MEK)	**<130**	ug/L	500	130	20		10/20/21 19:59	78-93-3	
2-Chlorotoluene	**<17.8**	ug/L	100	17.8	20		10/20/21 19:59	95-49-8	
2-Hexanone	**<126**	ug/L	500	126	20		10/20/21 19:59	591-78-6	
4-Chlorotoluene	**<17.9**	ug/L	100	17.9	20		10/20/21 19:59	106-43-4	
4-Methyl-2-pentanone (MIBK)	**<119**	ug/L	500	119	20		10/20/21 19:59	108-10-1	
Acetone	**<173**	ug/L	500	173	20		10/20/21 19:59	67-64-1	
Benzene	**<5.9**	ug/L	20.0	5.9	20		10/20/21 19:59	71-43-2	
Bromobenzene	**<7.2**	ug/L	20.0	7.2	20		10/20/21 19:59	108-86-1	
Bromochloromethane	**<7.2**	ug/L	100	7.2	20		10/20/21 19:59	74-97-5	
Bromodichloromethane	**<8.3**	ug/L	20.0	8.3	20		10/20/21 19:59	75-27-4	
Bromoform	**<76.0**	ug/L	100	76.0	20		10/20/21 19:59	75-25-2	
Bromomethane	**<23.8**	ug/L	100	23.8	20		10/20/21 19:59	74-83-9	
Carbon disulfide	**<22.0**	ug/L	100	22.0	20		10/20/21 19:59	75-15-0	
Carbon tetrachloride	**<7.4**	ug/L	20.0	7.4	20		10/20/21 19:59	56-23-5	
Chlorobenzene	**<17.1**	ug/L	20.0	17.1	20		10/20/21 19:59	108-90-7	
Chloroethane	**<27.6**	ug/L	100	27.6	20		10/20/21 19:59	75-00-3	
Chloroform	**<23.7**	ug/L	100	23.7	20		10/20/21 19:59	67-66-3	
Chloromethane	**<32.7**	ug/L	100	32.7	20		10/20/21 19:59	74-87-3	
Dibromochloromethane	**<52.9**	ug/L	100	52.9	20		10/20/21 19:59	124-48-1	
Dibromomethane	**<19.8**	ug/L	100	19.8	20		10/20/21 19:59	74-95-3	
Dichlorodifluoromethane	**<9.1**	ug/L	100	9.1	20		10/20/21 19:59	75-71-8	
Diisopropyl ether	**<22.0**	ug/L	100	22.0	20		10/20/21 19:59	108-20-3	
Ethylbenzene	**<6.5**	ug/L	20.0	6.5	20		10/20/21 19:59	100-41-4	

REPORT OF LABORATORY ANALYSIS

This report shall not be reproduced, except in full,
without the written consent of Pace Analytical Services, LLC.

Pace Analytical Services, LLC
1241 Bellevue Street - Suite 9
Green Bay, WI 54302
(920)469-2436

ANALYTICAL RESULTS

Project: A214201 MADISON KIPP CORP.
Pace Project No.: 40235451

Sample: MP-15_142-146_202110 **Lab ID: 40235451012** Collected: 10/12/21 11:10 Received: 10/19/21 08:15 Matrix: Water

Parameters	Results	Units	LOQ	LOD	DF	Prepared	Analyzed	CAS No.	Qual
8260 MSV	Analytical Method: EPA 8260 Pace Analytical Services - Green Bay								
Hexachloro-1,3-butadiene	**<54.7**	ug/L	100	54.7	20		10/20/21 19:59	87-68-3	
Isopropylbenzene (Cumene)	**<20.0**	ug/L	100	20.0	20		10/20/21 19:59	98-82-8	
Methyl-tert-butyl ether	**<22.6**	ug/L	100	22.6	20		10/20/21 19:59	1634-04-4	
Methylene Chloride	**<6.4**	ug/L	100	6.4	20		10/20/21 19:59	75-09-2	
Naphthalene	**<22.6**	ug/L	100	22.6	20		10/20/21 19:59	91-20-3	
Styrene	**<7.1**	ug/L	20.0	7.1	20		10/20/21 19:59	100-42-5	
Tetrachloroethene	**1320**	ug/L	20.0	8.2	20		10/20/21 19:59	127-18-4	
Tetrahydrofuran	**<48.4**	ug/L	500	48.4	20		10/20/21 19:59	109-99-9	
Toluene	**<5.8**	ug/L	20.0	5.8	20		10/20/21 19:59	108-88-3	
Trichloroethene	**104**	ug/L	20.0	6.4	20		10/20/21 19:59	79-01-6	
Trichlorofluoromethane	**<8.4**	ug/L	20.0	8.4	20		10/20/21 19:59	75-69-4	
Vinyl chloride	**<3.5**	ug/L	20.0	3.5	20		10/20/21 19:59	75-01-4	
Xylene (Total)	**<21.0**	ug/L	60.0	21.0	20		10/20/21 19:59	1330-20-7	
cis-1,2-Dichloroethene	**86.2**	ug/L	20.0	9.4	20		10/20/21 19:59	156-59-2	
cis-1,3-Dichloropropene	**<7.2**	ug/L	20.0	7.2	20		10/20/21 19:59	10061-01-5	
m&p-Xylene	**<14.0**	ug/L	40.0	14.0	20		10/20/21 19:59	179601-23-1	
n-Butylbenzene	**<17.1**	ug/L	20.0	17.1	20		10/20/21 19:59	104-51-8	
n-Hexane	**<29.2**	ug/L	100	29.2	20		10/20/21 19:59	110-54-3	
n-Propylbenzene	**<6.9**	ug/L	20.0	6.9	20		10/20/21 19:59	103-65-1	
o-Xylene	**<7.0**	ug/L	20.0	7.0	20		10/20/21 19:59	95-47-6	
p-Isopropyltoluene	**<20.9**	ug/L	100	20.9	20		10/20/21 19:59	99-87-6	
sec-Butylbenzene	**<8.5**	ug/L	20.0	8.5	20		10/20/21 19:59	135-98-8	
tert-Butylbenzene	**<11.7**	ug/L	20.0	11.7	20		10/20/21 19:59	98-06-6	
trans-1,2-Dichloroethene	**<10.6**	ug/L	20.0	10.6	20		10/20/21 19:59	156-60-5	
trans-1,3-Dichloropropene	**<69.2**	ug/L	100	69.2	20		10/20/21 19:59	10061-02-6	
Surrogates									
4-Bromofluorobenzene (S)	93	%	70-130		20		10/20/21 19:59	460-00-4	
1,2-Dichlorobenzene-d4 (S)	101	%	70-130		20		10/20/21 19:59	2199-69-1	
Toluene-d8 (S)	101	%	70-130		20		10/20/21 19:59	2037-26-5	

REPORT OF LABORATORY ANALYSIS

This report shall not be reproduced, except in full,
without the written consent of Pace Analytical Services, LLC.

Pace Analytical Services, LLC
1241 Bellevue Street - Suite 9
Green Bay, WI 54302
(920)469-2436

ANALYTICAL RESULTS

Project: A214201 MADISON KIPP CORP.
Pace Project No.: 40235451

Sample: MP-15_120-125_202110 **Lab ID: 40235451013** Collected: 10/12/21 11:30 Received: 10/19/21 08:15 Matrix: Water

Parameters	Results	Units	LOQ	LOD	DF	Prepared	Analyzed	CAS No.	Qual
8260 MSV	Analytical Method: EPA 8260 Pace Analytical Services - Green Bay								
1,1,1,2-Tetrachloroethane	**<7.1**	ug/L	20.0	7.1	20		10/20/21 20:18	630-20-6	
1,1,1-Trichloroethane	**<6.1**	ug/L	20.0	6.1	20		10/20/21 20:18	71-55-6	
1,1,2,2-Tetrachloroethane	**<7.6**	ug/L	20.0	7.6	20		10/20/21 20:18	79-34-5	
1,1,2-Trichloroethane	**<6.9**	ug/L	100	6.9	20		10/20/21 20:18	79-00-5	
1,1,2-Trichlorotrifluoroethane	**<7.6**	ug/L	100	7.6	20		10/20/21 20:18	76-13-1	
1,1-Dichloroethane	**<5.9**	ug/L	20.0	5.9	20		10/20/21 20:18	75-34-3	
1,1-Dichloroethene	**<11.6**	ug/L	20.0	11.6	20		10/20/21 20:18	75-35-4	
1,1-Dichloropropene	**<8.2**	ug/L	20.0	8.2	20		10/20/21 20:18	563-58-6	
1,2,3-Trichlorobenzene	**<20.4**	ug/L	100	20.4	20		10/20/21 20:18	87-61-6	
1,2,3-Trichloropropane	**<11.1**	ug/L	100	11.1	20		10/20/21 20:18	96-18-4	
1,2,4-Trichlorobenzene	**<19.0**	ug/L	100	19.0	20		10/20/21 20:18	120-82-1	
1,2,4-Trimethylbenzene	**<9.0**	ug/L	20.0	9.0	20		10/20/21 20:18	95-63-6	
1,2-Dibromo-3-chloropropane	**<47.3**	ug/L	100	47.3	20		10/20/21 20:18	96-12-8	
1,2-Dibromoethane (EDB)	**<6.2**	ug/L	20.0	6.2	20		10/20/21 20:18	106-93-4	
1,2-Dichlorobenzene	**<6.5**	ug/L	20.0	6.5	20		10/20/21 20:18	95-50-1	
1,2-Dichloroethane	**<5.8**	ug/L	20.0	5.8	20		10/20/21 20:18	107-06-2	
1,2-Dichloropropane	**<9.0**	ug/L	20.0	9.0	20		10/20/21 20:18	78-87-5	
1,3,5-Trimethylbenzene	**<7.1**	ug/L	20.0	7.1	20		10/20/21 20:18	108-67-8	
1,3-Dichlorobenzene	**<7.0**	ug/L	20.0	7.0	20		10/20/21 20:18	541-73-1	
1,3-Dichloropropane	**<6.1**	ug/L	20.0	6.1	20		10/20/21 20:18	142-28-9	
1,4-Dichlorobenzene	**<17.8**	ug/L	20.0	17.8	20		10/20/21 20:18	106-46-7	
2,2-Dichloropropane	**<83.6**	ug/L	100	83.6	20		10/20/21 20:18	594-20-7	
2-Butanone (MEK)	**<130**	ug/L	500	130	20		10/20/21 20:18	78-93-3	
2-Chlorotoluene	**<17.8**	ug/L	100	17.8	20		10/20/21 20:18	95-49-8	
2-Hexanone	**<126**	ug/L	500	126	20		10/20/21 20:18	591-78-6	
4-Chlorotoluene	**<17.9**	ug/L	100	17.9	20		10/20/21 20:18	106-43-4	
4-Methyl-2-pentanone (MIBK)	**<119**	ug/L	500	119	20		10/20/21 20:18	108-10-1	
Acetone	**<173**	ug/L	500	173	20		10/20/21 20:18	67-64-1	
Benzene	**<5.9**	ug/L	20.0	5.9	20		10/20/21 20:18	71-43-2	
Bromobenzene	**<7.2**	ug/L	20.0	7.2	20		10/20/21 20:18	108-86-1	
Bromochloromethane	**<7.2**	ug/L	100	7.2	20		10/20/21 20:18	74-97-5	
Bromodichloromethane	**<8.3**	ug/L	20.0	8.3	20		10/20/21 20:18	75-27-4	
Bromoform	**<76.0**	ug/L	100	76.0	20		10/20/21 20:18	75-25-2	
Bromomethane	**<23.8**	ug/L	100	23.8	20		10/20/21 20:18	74-83-9	
Carbon disulfide	**<22.0**	ug/L	100	22.0	20		10/20/21 20:18	75-15-0	
Carbon tetrachloride	**<7.4**	ug/L	20.0	7.4	20		10/20/21 20:18	56-23-5	
Chlorobenzene	**<17.1**	ug/L	20.0	17.1	20		10/20/21 20:18	108-90-7	
Chloroethane	**<27.6**	ug/L	100	27.6	20		10/20/21 20:18	75-00-3	
Chloroform	**<23.7**	ug/L	100	23.7	20		10/20/21 20:18	67-66-3	
Chloromethane	**<32.7**	ug/L	100	32.7	20		10/20/21 20:18	74-87-3	
Dibromochloromethane	**<52.9**	ug/L	100	52.9	20		10/20/21 20:18	124-48-1	
Dibromomethane	**<19.8**	ug/L	100	19.8	20		10/20/21 20:18	74-95-3	
Dichlorodifluoromethane	**<9.1**	ug/L	100	9.1	20		10/20/21 20:18	75-71-8	
Diisopropyl ether	**<22.0**	ug/L	100	22.0	20		10/20/21 20:18	108-20-3	
Ethylbenzene	**<6.5**	ug/L	20.0	6.5	20		10/20/21 20:18	100-41-4	

REPORT OF LABORATORY ANALYSIS

This report shall not be reproduced, except in full,
without the written consent of Pace Analytical Services, LLC.

Pace Analytical Services, LLC
1241 Bellevue Street - Suite 9
Green Bay, WI 54302
(920)469-2436

ANALYTICAL RESULTS

Project: A214201 MADISON KIPP CORP.
Pace Project No.: 40235451

Sample: MP-15_120-125_202110 **Lab ID: 40235451013** Collected: 10/12/21 11:30 Received: 10/19/21 08:15 Matrix: Water

Parameters	Results	Units	LOQ	LOD	DF	Prepared	Analyzed	CAS No.	Qual
8260 MSV	Analytical Method: EPA 8260 Pace Analytical Services - Green Bay								
Hexachloro-1,3-butadiene	**<54.7**	ug/L	100	54.7	20		10/20/21 20:18	87-68-3	
Isopropylbenzene (Cumene)	**<20.0**	ug/L	100	20.0	20		10/20/21 20:18	98-82-8	
Methyl-tert-butyl ether	**<22.6**	ug/L	100	22.6	20		10/20/21 20:18	1634-04-4	
Methylene Chloride	**<6.4**	ug/L	100	6.4	20		10/20/21 20:18	75-09-2	
Naphthalene	**<22.6**	ug/L	100	22.6	20		10/20/21 20:18	91-20-3	
Styrene	**<7.1**	ug/L	20.0	7.1	20		10/20/21 20:18	100-42-5	
Tetrachloroethene	**1050**	ug/L	20.0	8.2	20		10/20/21 20:18	127-18-4	
Tetrahydrofuran	**<48.4**	ug/L	500	48.4	20		10/20/21 20:18	109-99-9	
Toluene	**<5.8**	ug/L	20.0	5.8	20		10/20/21 20:18	108-88-3	
Trichloroethene	**60.4**	ug/L	20.0	6.4	20		10/20/21 20:18	79-01-6	
Trichlorofluoromethane	**<8.4**	ug/L	20.0	8.4	20		10/20/21 20:18	75-69-4	
Vinyl chloride	**<3.5**	ug/L	20.0	3.5	20		10/20/21 20:18	75-01-4	
Xylene (Total)	**<21.0**	ug/L	60.0	21.0	20		10/20/21 20:18	1330-20-7	
cis-1,2-Dichloroethene	**33.3**	ug/L	20.0	9.4	20		10/20/21 20:18	156-59-2	
cis-1,3-Dichloropropene	**<7.2**	ug/L	20.0	7.2	20		10/20/21 20:18	10061-01-5	
m&p-Xylene	**<14.0**	ug/L	40.0	14.0	20		10/20/21 20:18	179601-23-1	
n-Butylbenzene	**<17.1**	ug/L	20.0	17.1	20		10/20/21 20:18	104-51-8	
n-Hexane	**<29.2**	ug/L	100	29.2	20		10/20/21 20:18	110-54-3	
n-Propylbenzene	**<6.9**	ug/L	20.0	6.9	20		10/20/21 20:18	103-65-1	
o-Xylene	**<7.0**	ug/L	20.0	7.0	20		10/20/21 20:18	95-47-6	
p-Isopropyltoluene	**<20.9**	ug/L	100	20.9	20		10/20/21 20:18	99-87-6	
sec-Butylbenzene	**<8.5**	ug/L	20.0	8.5	20		10/20/21 20:18	135-98-8	
tert-Butylbenzene	**<11.7**	ug/L	20.0	11.7	20		10/20/21 20:18	98-06-6	
trans-1,2-Dichloroethene	**<10.6**	ug/L	20.0	10.6	20		10/20/21 20:18	156-60-5	
trans-1,3-Dichloropropene	**<69.2**	ug/L	100	69.2	20		10/20/21 20:18	10061-02-6	
Surrogates									
4-Bromofluorobenzene (S)	94	%	70-130		20		10/20/21 20:18	460-00-4	
1,2-Dichlorobenzene-d4 (S)	101	%	70-130		20		10/20/21 20:18	2199-69-1	
Toluene-d8 (S)	101	%	70-130		20		10/20/21 20:18	2037-26-5	

This report shall not be reproduced, except in full,
without the written consent of Pace Analytical Services, LLC.

Pace Analytical Services, LLC
1241 Bellevue Street - Suite 9
Green Bay, WI 54302
(920)469-2436

ANALYTICAL RESULTS

Project: A214201 MADISON KIPP CORP.
Pace Project No.: 40235451

Sample: MP-15_100-105_202110 **Lab ID: 40235451014** Collected: 10/12/21 11:50 Received: 10/19/21 08:15 Matrix: Water

Parameters	Results	Units	LOQ	LOD	DF	Prepared	Analyzed	CAS No.	Qual
8260 MSV	Analytical Method: EPA 8260 Pace Analytical Services - Green Bay								
1,1,1,2-Tetrachloroethane	**<7.1**	ug/L	20.0	7.1	20		10/20/21 20:38	630-20-6	
1,1,1-Trichloroethane	**<6.1**	ug/L	20.0	6.1	20		10/20/21 20:38	71-55-6	
1,1,2,2-Tetrachloroethane	**<7.6**	ug/L	20.0	7.6	20		10/20/21 20:38	79-34-5	
1,1,2-Trichloroethane	**<6.9**	ug/L	100	6.9	20		10/20/21 20:38	79-00-5	
1,1,2-Trichlorotrifluoroethane	**<7.6**	ug/L	100	7.6	20		10/20/21 20:38	76-13-1	
1,1-Dichloroethane	**<5.9**	ug/L	20.0	5.9	20		10/20/21 20:38	75-34-3	
1,1-Dichloroethene	**<11.6**	ug/L	20.0	11.6	20		10/20/21 20:38	75-35-4	
1,1-Dichloropropene	**<8.2**	ug/L	20.0	8.2	20		10/20/21 20:38	563-58-6	
1,2,3-Trichlorobenzene	**<20.4**	ug/L	100	20.4	20		10/20/21 20:38	87-61-6	
1,2,3-Trichloropropane	**<11.1**	ug/L	100	11.1	20		10/20/21 20:38	96-18-4	
1,2,4-Trichlorobenzene	**<19.0**	ug/L	100	19.0	20		10/20/21 20:38	120-82-1	
1,2,4-Trimethylbenzene	**<9.0**	ug/L	20.0	9.0	20		10/20/21 20:38	95-63-6	
1,2-Dibromo-3-chloropropane	**<47.3**	ug/L	100	47.3	20		10/20/21 20:38	96-12-8	
1,2-Dibromoethane (EDB)	**<6.2**	ug/L	20.0	6.2	20		10/20/21 20:38	106-93-4	
1,2-Dichlorobenzene	**<6.5**	ug/L	20.0	6.5	20		10/20/21 20:38	95-50-1	
1,2-Dichloroethane	**<5.8**	ug/L	20.0	5.8	20		10/20/21 20:38	107-06-2	
1,2-Dichloropropane	**<9.0**	ug/L	20.0	9.0	20		10/20/21 20:38	78-87-5	
1,3,5-Trimethylbenzene	**<7.1**	ug/L	20.0	7.1	20		10/20/21 20:38	108-67-8	
1,3-Dichlorobenzene	**<7.0**	ug/L	20.0	7.0	20		10/20/21 20:38	541-73-1	
1,3-Dichloropropane	**<6.1**	ug/L	20.0	6.1	20		10/20/21 20:38	142-28-9	
1,4-Dichlorobenzene	**<17.8**	ug/L	20.0	17.8	20		10/20/21 20:38	106-46-7	
2,2-Dichloropropane	**<83.6**	ug/L	100	83.6	20		10/20/21 20:38	594-20-7	
2-Butanone (MEK)	**<130**	ug/L	500	130	20		10/20/21 20:38	78-93-3	
2-Chlorotoluene	**<17.8**	ug/L	100	17.8	20		10/20/21 20:38	95-49-8	
2-Hexanone	**<126**	ug/L	500	126	20		10/20/21 20:38	591-78-6	
4-Chlorotoluene	**<17.9**	ug/L	100	17.9	20		10/20/21 20:38	106-43-4	
4-Methyl-2-pentanone (MIBK)	**<119**	ug/L	500	119	20		10/20/21 20:38	108-10-1	
Acetone	**<173**	ug/L	500	173	20		10/20/21 20:38	67-64-1	
Benzene	**<5.9**	ug/L	20.0	5.9	20		10/20/21 20:38	71-43-2	
Bromobenzene	**<7.2**	ug/L	20.0	7.2	20		10/20/21 20:38	108-86-1	
Bromochloromethane	**<7.2**	ug/L	100	7.2	20		10/20/21 20:38	74-97-5	
Bromodichloromethane	**<8.3**	ug/L	20.0	8.3	20		10/20/21 20:38	75-27-4	
Bromoform	**<76.0**	ug/L	100	76.0	20		10/20/21 20:38	75-25-2	
Bromomethane	**<23.8**	ug/L	100	23.8	20		10/20/21 20:38	74-83-9	
Carbon disulfide	**<22.0**	ug/L	100	22.0	20		10/20/21 20:38	75-15-0	
Carbon tetrachloride	**<7.4**	ug/L	20.0	7.4	20		10/20/21 20:38	56-23-5	
Chlorobenzene	**<17.1**	ug/L	20.0	17.1	20		10/20/21 20:38	108-90-7	
Chloroethane	**<27.6**	ug/L	100	27.6	20		10/20/21 20:38	75-00-3	
Chloroform	**<23.7**	ug/L	100	23.7	20		10/20/21 20:38	67-66-3	
Chloromethane	**<32.7**	ug/L	100	32.7	20		10/20/21 20:38	74-87-3	
Dibromochloromethane	**<52.9**	ug/L	100	52.9	20		10/20/21 20:38	124-48-1	
Dibromomethane	**<19.8**	ug/L	100	19.8	20		10/20/21 20:38	74-95-3	
Dichlorodifluoromethane	**<9.1**	ug/L	100	9.1	20		10/20/21 20:38	75-71-8	
Diisopropyl ether	**<22.0**	ug/L	100	22.0	20		10/20/21 20:38	108-20-3	
Ethylbenzene	**<6.5**	ug/L	20.0	6.5	20		10/20/21 20:38	100-41-4	

This report shall not be reproduced, except in full,
without the written consent of Pace Analytical Services, LLC.

Pace Analytical Services, LLC
1241 Bellevue Street - Suite 9
Green Bay, WI 54302
(920)469-2436

ANALYTICAL RESULTS

Project: A214201 MADISON KIPP CORP.
Pace Project No.: 40235451

Sample: MP-15_100-105_202110 **Lab ID: 40235451014** Collected: 10/12/21 11:50 Received: 10/19/21 08:15 Matrix: Water

Parameters	Results	Units	LOQ	LOD	DF	Prepared	Analyzed	CAS No.	Qual
8260 MSV	Analytical Method: EPA 8260 Pace Analytical Services - Green Bay								
Hexachloro-1,3-butadiene	**<54.7**	ug/L	100	54.7	20		10/20/21 20:38	87-68-3	
Isopropylbenzene (Cumene)	**<20.0**	ug/L	100	20.0	20		10/20/21 20:38	98-82-8	
Methyl-tert-butyl ether	**<22.6**	ug/L	100	22.6	20		10/20/21 20:38	1634-04-4	
Methylene Chloride	**<6.4**	ug/L	100	6.4	20		10/20/21 20:38	75-09-2	
Naphthalene	**<22.6**	ug/L	100	22.6	20		10/20/21 20:38	91-20-3	
Styrene	**<7.1**	ug/L	20.0	7.1	20		10/20/21 20:38	100-42-5	
Tetrachloroethene	**710**	ug/L	20.0	8.2	20		10/20/21 20:38	127-18-4	
Tetrahydrofuran	**<48.4**	ug/L	500	48.4	20		10/20/21 20:38	109-99-9	
Toluene	**<5.8**	ug/L	20.0	5.8	20		10/20/21 20:38	108-88-3	
Trichloroethene	**46.6**	ug/L	20.0	6.4	20		10/20/21 20:38	79-01-6	
Trichlorofluoromethane	**<8.4**	ug/L	20.0	8.4	20		10/20/21 20:38	75-69-4	
Vinyl chloride	**<3.5**	ug/L	20.0	3.5	20		10/20/21 20:38	75-01-4	
Xylene (Total)	**<21.0**	ug/L	60.0	21.0	20		10/20/21 20:38	1330-20-7	
cis-1,2-Dichloroethene	**26.8**	ug/L	20.0	9.4	20		10/20/21 20:38	156-59-2	
cis-1,3-Dichloropropene	**<7.2**	ug/L	20.0	7.2	20		10/20/21 20:38	10061-01-5	
m&p-Xylene	**<14.0**	ug/L	40.0	14.0	20		10/20/21 20:38	179601-23-1	
n-Butylbenzene	**<17.1**	ug/L	20.0	17.1	20		10/20/21 20:38	104-51-8	
n-Hexane	**<29.2**	ug/L	100	29.2	20		10/20/21 20:38	110-54-3	
n-Propylbenzene	**<6.9**	ug/L	20.0	6.9	20		10/20/21 20:38	103-65-1	
o-Xylene	**<7.0**	ug/L	20.0	7.0	20		10/20/21 20:38	95-47-6	
p-Isopropyltoluene	**<20.9**	ug/L	100	20.9	20		10/20/21 20:38	99-87-6	
sec-Butylbenzene	**<8.5**	ug/L	20.0	8.5	20		10/20/21 20:38	135-98-8	
tert-Butylbenzene	**<11.7**	ug/L	20.0	11.7	20		10/20/21 20:38	98-06-6	
trans-1,2-Dichloroethene	**<10.6**	ug/L	20.0	10.6	20		10/20/21 20:38	156-60-5	
trans-1,3-Dichloropropene	**<69.2**	ug/L	100	69.2	20		10/20/21 20:38	10061-02-6	
Surrogates									
4-Bromofluorobenzene (S)	93	%	70-130		20		10/20/21 20:38	460-00-4	
1,2-Dichlorobenzene-d4 (S)	100	%	70-130		20		10/20/21 20:38	2199-69-1	
Toluene-d8 (S)	101	%	70-130		20		10/20/21 20:38	2037-26-5	

This report shall not be reproduced, except in full,
without the written consent of Pace Analytical Services, LLC.

Pace Analytical Services, LLC
1241 Bellevue Street - Suite 9
Green Bay, WI 54302
(920)469-2436

ANALYTICAL RESULTS

Project: A214201 MADISON KIPP CORP.
Pace Project No.: 40235451

Sample: MP-15_088-092_202110 **Lab ID: 40235451015** Collected: 10/12/21 12:10 Received: 10/19/21 08:15 Matrix: Water

Parameters	Results	Units	LOQ	LOD	DF	Prepared	Analyzed	CAS No.	Qual
8260 MSV	Analytical Method: EPA 8260 Pace Analytical Services - Green Bay								
1,1,1,2-Tetrachloroethane	**<1.8**	ug/L	5.0	1.8	5		10/20/21 21:36	630-20-6	
1,1,1-Trichloroethane	**<1.5**	ug/L	5.0	1.5	5		10/20/21 21:36	71-55-6	
1,1,2,2-Tetrachloroethane	**<1.9**	ug/L	5.0	1.9	5		10/20/21 21:36	79-34-5	
1,1,2-Trichloroethane	**<1.7**	ug/L	25.0	1.7	5		10/20/21 21:36	79-00-5	
1,1,2-Trichlorotrifluoroethane	**<1.9**	ug/L	25.0	1.9	5		10/20/21 21:36	76-13-1	
1,1-Dichloroethane	**<1.5**	ug/L	5.0	1.5	5		10/20/21 21:36	75-34-3	
1,1-Dichloroethene	**<2.9**	ug/L	5.0	2.9	5		10/20/21 21:36	75-35-4	
1,1-Dichloropropene	**<2.1**	ug/L	5.0	2.1	5		10/20/21 21:36	563-58-6	
1,2,3-Trichlorobenzene	**<5.1**	ug/L	25.0	5.1	5		10/20/21 21:36	87-61-6	
1,2,3-Trichloropropane	**<2.8**	ug/L	25.0	2.8	5		10/20/21 21:36	96-18-4	
1,2,4-Trichlorobenzene	**<4.8**	ug/L	25.0	4.8	5		10/20/21 21:36	120-82-1	
1,2,4-Trimethylbenzene	**<2.2**	ug/L	5.0	2.2	5		10/20/21 21:36	95-63-6	
1,2-Dibromo-3-chloropropane	**<11.8**	ug/L	25.0	11.8	5		10/20/21 21:36	96-12-8	
1,2-Dibromoethane (EDB)	**<1.5**	ug/L	5.0	1.5	5		10/20/21 21:36	106-93-4	
1,2-Dichlorobenzene	**<1.6**	ug/L	5.0	1.6	5		10/20/21 21:36	95-50-1	
1,2-Dichloroethane	**<1.5**	ug/L	5.0	1.5	5		10/20/21 21:36	107-06-2	
1,2-Dichloropropane	**<2.2**	ug/L	5.0	2.2	5		10/20/21 21:36	78-87-5	
1,3,5-Trimethylbenzene	**<1.8**	ug/L	5.0	1.8	5		10/20/21 21:36	108-67-8	
1,3-Dichlorobenzene	**<1.8**	ug/L	5.0	1.8	5		10/20/21 21:36	541-73-1	
1,3-Dichloropropane	**<1.5**	ug/L	5.0	1.5	5		10/20/21 21:36	142-28-9	
1,4-Dichlorobenzene	**<4.5**	ug/L	5.0	4.5	5		10/20/21 21:36	106-46-7	
2,2-Dichloropropane	**<20.9**	ug/L	25.0	20.9	5		10/20/21 21:36	594-20-7	
2-Butanone (MEK)	**<32.6**	ug/L	125	32.6	5		10/20/21 21:36	78-93-3	
2-Chlorotoluene	**<4.4**	ug/L	25.0	4.4	5		10/20/21 21:36	95-49-8	
2-Hexanone	**<31.4**	ug/L	125	31.4	5		10/20/21 21:36	591-78-6	
4-Chlorotoluene	**<4.5**	ug/L	25.0	4.5	5		10/20/21 21:36	106-43-4	
4-Methyl-2-pentanone (MIBK)	**<29.8**	ug/L	125	29.8	5		10/20/21 21:36	108-10-1	
Acetone	**<43.2**	ug/L	125	43.2	5		10/20/21 21:36	67-64-1	
Benzene	**<1.5**	ug/L	5.0	1.5	5		10/20/21 21:36	71-43-2	
Bromobenzene	**<1.8**	ug/L	5.0	1.8	5		10/20/21 21:36	108-86-1	
Bromochloromethane	**<1.8**	ug/L	25.0	1.8	5		10/20/21 21:36	74-97-5	
Bromodichloromethane	**<2.1**	ug/L	5.0	2.1	5		10/20/21 21:36	75-27-4	
Bromoform	**<19.0**	ug/L	25.0	19.0	5		10/20/21 21:36	75-25-2	
Bromomethane	**<6.0**	ug/L	25.0	6.0	5		10/20/21 21:36	74-83-9	
Carbon disulfide	**<5.5**	ug/L	25.0	5.5	5		10/20/21 21:36	75-15-0	
Carbon tetrachloride	**<1.8**	ug/L	5.0	1.8	5		10/20/21 21:36	56-23-5	
Chlorobenzene	**<4.3**	ug/L	5.0	4.3	5		10/20/21 21:36	108-90-7	
Chloroethane	**<6.9**	ug/L	25.0	6.9	5		10/20/21 21:36	75-00-3	
Chloroform	**<5.9**	ug/L	25.0	5.9	5		10/20/21 21:36	67-66-3	
Chloromethane	**<8.2**	ug/L	25.0	8.2	5		10/20/21 21:36	74-87-3	
Dibromochloromethane	**<13.2**	ug/L	25.0	13.2	5		10/20/21 21:36	124-48-1	
Dibromomethane	**<5.0**	ug/L	25.0	5.0	5		10/20/21 21:36	74-95-3	
Dichlorodifluoromethane	**<2.3**	ug/L	25.0	2.3	5		10/20/21 21:36	75-71-8	
Diisopropyl ether	**<5.5**	ug/L	25.0	5.5	5		10/20/21 21:36	108-20-3	
Ethylbenzene	**<1.6**	ug/L	5.0	1.6	5		10/20/21 21:36	100-41-4	

REPORT OF LABORATORY ANALYSIS

This report shall not be reproduced, except in full,
without the written consent of Pace Analytical Services, LLC.

Pace Analytical Services, LLC
1241 Bellevue Street - Suite 9
Green Bay, WI 54302
(920)469-2436

ANALYTICAL RESULTS

Project: A214201 MADISON KIPP CORP.
Pace Project No.: 40235451

Sample: MP-15_088-092_202110 **Lab ID: 40235451015** Collected: 10/12/21 12:10 Received: 10/19/21 08:15 Matrix: Water

Parameters	Results	Units	LOQ	LOD	DF	Prepared	Analyzed	CAS No.	Qual
8260 MSV	Analytical Method: EPA 8260 Pace Analytical Services - Green Bay								
Hexachloro-1,3-butadiene	**<13.7**	ug/L	25.0	13.7	5		10/20/21 21:36	87-68-3	
Isopropylbenzene (Cumene)	**<5.0**	ug/L	25.0	5.0	5		10/20/21 21:36	98-82-8	
Methyl-tert-butyl ether	**<5.6**	ug/L	25.0	5.6	5		10/20/21 21:36	1634-04-4	
Methylene Chloride	**<1.6**	ug/L	25.0	1.6	5		10/20/21 21:36	75-09-2	
Naphthalene	**<5.6**	ug/L	25.0	5.6	5		10/20/21 21:36	91-20-3	
Styrene	**<1.8**	ug/L	5.0	1.8	5		10/20/21 21:36	100-42-5	
Tetrachloroethene	**214**	ug/L	5.0	2.0	5		10/20/21 21:36	127-18-4	
Tetrahydrofuran	**<12.1**	ug/L	125	12.1	5		10/20/21 21:36	109-99-9	
Toluene	**<1.4**	ug/L	5.0	1.4	5		10/20/21 21:36	108-88-3	
Trichloroethene	**18.8**	ug/L	5.0	1.6	5		10/20/21 21:36	79-01-6	
Trichlorofluoromethane	**<2.1**	ug/L	5.0	2.1	5		10/20/21 21:36	75-69-4	
Vinyl chloride	**<0.87**	ug/L	5.0	0.87	5		10/20/21 21:36	75-01-4	
Xylene (Total)	**<5.2**	ug/L	15.0	5.2	5		10/20/21 21:36	1330-20-7	
cis-1,2-Dichloroethene	**27.6**	ug/L	5.0	2.4	5		10/20/21 21:36	156-59-2	
cis-1,3-Dichloropropene	**<1.8**	ug/L	5.0	1.8	5		10/20/21 21:36	10061-01-5	
m&p-Xylene	**<3.5**	ug/L	10.0	3.5	5		10/20/21 21:36	179601-23-1	
n-Butylbenzene	**<4.3**	ug/L	5.0	4.3	5		10/20/21 21:36	104-51-8	
n-Hexane	**<7.3**	ug/L	25.0	7.3	5		10/20/21 21:36	110-54-3	
n-Propylbenzene	**<1.7**	ug/L	5.0	1.7	5		10/20/21 21:36	103-65-1	
o-Xylene	**<1.7**	ug/L	5.0	1.7	5		10/20/21 21:36	95-47-6	
p-Isopropyltoluene	**<5.2**	ug/L	25.0	5.2	5		10/20/21 21:36	99-87-6	
sec-Butylbenzene	**<2.1**	ug/L	5.0	2.1	5		10/20/21 21:36	135-98-8	
tert-Butylbenzene	**<2.9**	ug/L	5.0	2.9	5		10/20/21 21:36	98-06-6	
trans-1,2-Dichloroethene	**<2.6**	ug/L	5.0	2.6	5		10/20/21 21:36	156-60-5	
trans-1,3-Dichloropropene	**<17.3**	ug/L	25.0	17.3	5		10/20/21 21:36	10061-02-6	
Surrogates									
4-Bromofluorobenzene (S)	94	%	70-130		5		10/20/21 21:36	460-00-4	
1,2-Dichlorobenzene-d4 (S)	101	%	70-130		5		10/20/21 21:36	2199-69-1	
Toluene-d8 (S)	101	%	70-130		5		10/20/21 21:36	2037-26-5	

REPORT OF LABORATORY ANALYSIS

This report shall not be reproduced, except in full,
without the written consent of Pace Analytical Services, LLC.

Pace Analytical Services, LLC
1241 Bellevue Street - Suite 9
Green Bay, WI 54302
(920)469-2436

ANALYTICAL RESULTS

Project: A214201 MADISON KIPP CORP.
Pace Project No.: 40235451

Sample: MP-16_175-179_202110 **Lab ID: 40235451016** Collected: 10/12/21 15:05 Received: 10/19/21 08:15 Matrix: Water

Parameters	Results	Units	LOQ	LOD	DF	Prepared	Analyzed	CAS No.	Qual
8260 MSV	Analytical Method: EPA 8260 Pace Analytical Services - Green Bay								
1,1,1,2-Tetrachloroethane	**<0.36**	ug/L	1.0	0.36	1		10/20/21 17:43	630-20-6	
1,1,1-Trichloroethane	**<0.30**	ug/L	1.0	0.30	1		10/20/21 17:43	71-55-6	
1,1,2,2-Tetrachloroethane	**<0.38**	ug/L	1.0	0.38	1		10/20/21 17:43	79-34-5	
1,1,2-Trichloroethane	**<0.34**	ug/L	5.0	0.34	1		10/20/21 17:43	79-00-5	
1,1,2-Trichlorotrifluoroethane	**<0.38**	ug/L	5.0	0.38	1		10/20/21 17:43	76-13-1	
1,1-Dichloroethane	**<0.30**	ug/L	1.0	0.30	1		10/20/21 17:43	75-34-3	
1,1-Dichloroethene	**<0.58**	ug/L	1.0	0.58	1		10/20/21 17:43	75-35-4	
1,1-Dichloropropene	**<0.41**	ug/L	1.0	0.41	1		10/20/21 17:43	563-58-6	
1,2,3-Trichlorobenzene	**<1.0**	ug/L	5.0	1.0	1		10/20/21 17:43	87-61-6	
1,2,3-Trichloropropane	**<0.56**	ug/L	5.0	0.56	1		10/20/21 17:43	96-18-4	
1,2,4-Trichlorobenzene	**<0.95**	ug/L	5.0	0.95	1		10/20/21 17:43	120-82-1	
1,2,4-Trimethylbenzene	**<0.45**	ug/L	1.0	0.45	1		10/20/21 17:43	95-63-6	
1,2-Dibromo-3-chloropropane	**<2.4**	ug/L	5.0	2.4	1		10/20/21 17:43	96-12-8	
1,2-Dibromoethane (EDB)	**<0.31**	ug/L	1.0	0.31	1		10/20/21 17:43	106-93-4	
1,2-Dichlorobenzene	**<0.33**	ug/L	1.0	0.33	1		10/20/21 17:43	95-50-1	
1,2-Dichloroethane	**<0.29**	ug/L	1.0	0.29	1		10/20/21 17:43	107-06-2	
1,2-Dichloropropane	**<0.45**	ug/L	1.0	0.45	1		10/20/21 17:43	78-87-5	
1,3,5-Trimethylbenzene	**<0.36**	ug/L	1.0	0.36	1		10/20/21 17:43	108-67-8	
1,3-Dichlorobenzene	**<0.35**	ug/L	1.0	0.35	1		10/20/21 17:43	541-73-1	
1,3-Dichloropropane	**<0.30**	ug/L	1.0	0.30	1		10/20/21 17:43	142-28-9	
1,4-Dichlorobenzene	**<0.89**	ug/L	1.0	0.89	1		10/20/21 17:43	106-46-7	
2,2-Dichloropropane	**<4.2**	ug/L	5.0	4.2	1		10/20/21 17:43	594-20-7	
2-Butanone (MEK)	**<6.5**	ug/L	25.0	6.5	1		10/20/21 17:43	78-93-3	
2-Chlorotoluene	**<0.89**	ug/L	5.0	0.89	1		10/20/21 17:43	95-49-8	
2-Hexanone	**<6.3**	ug/L	25.0	6.3	1		10/20/21 17:43	591-78-6	
4-Chlorotoluene	**<0.89**	ug/L	5.0	0.89	1		10/20/21 17:43	106-43-4	
4-Methyl-2-pentanone (MIBK)	**<6.0**	ug/L	25.0	6.0	1		10/20/21 17:43	108-10-1	
Acetone	**<8.6**	ug/L	25.0	8.6	1		10/20/21 17:43	67-64-1	
Benzene	**<0.30**	ug/L	1.0	0.30	1		10/20/21 17:43	71-43-2	
Bromobenzene	**<0.36**	ug/L	1.0	0.36	1		10/20/21 17:43	108-86-1	
Bromochloromethane	**<0.36**	ug/L	5.0	0.36	1		10/20/21 17:43	74-97-5	
Bromodichloromethane	**<0.42**	ug/L	1.0	0.42	1		10/20/21 17:43	75-27-4	
Bromoform	**<3.8**	ug/L	5.0	3.8	1		10/20/21 17:43	75-25-2	
Bromomethane	**<1.2**	ug/L	5.0	1.2	1		10/20/21 17:43	74-83-9	
Carbon disulfide	**<1.1**	ug/L	5.0	1.1	1		10/20/21 17:43	75-15-0	
Carbon tetrachloride	**<0.37**	ug/L	1.0	0.37	1		10/20/21 17:43	56-23-5	
Chlorobenzene	**<0.86**	ug/L	1.0	0.86	1		10/20/21 17:43	108-90-7	
Chloroethane	**<1.4**	ug/L	5.0	1.4	1		10/20/21 17:43	75-00-3	
Chloroform	**<1.2**	ug/L	5.0	1.2	1		10/20/21 17:43	67-66-3	
Chloromethane	**<1.6**	ug/L	5.0	1.6	1		10/20/21 17:43	74-87-3	
Dibromochloromethane	**<2.6**	ug/L	5.0	2.6	1		10/20/21 17:43	124-48-1	
Dibromomethane	**<0.99**	ug/L	5.0	0.99	1		10/20/21 17:43	74-95-3	
Dichlorodifluoromethane	**<0.46**	ug/L	5.0	0.46	1		10/20/21 17:43	75-71-8	
Diisopropyl ether	**<1.1**	ug/L	5.0	1.1	1		10/20/21 17:43	108-20-3	
Ethylbenzene	**<0.33**	ug/L	1.0	0.33	1		10/20/21 17:43	100-41-4	

This report shall not be reproduced, except in full,
without the written consent of Pace Analytical Services, LLC.

Pace Analytical Services, LLC
1241 Bellevue Street - Suite 9
Green Bay, WI 54302
(920)469-2436

ANALYTICAL RESULTS

Project: A214201 MADISON KIPP CORP.
Pace Project No.: 40235451

Sample: MP-16_175-179_202110 **Lab ID: 40235451016** Collected: 10/12/21 15:05 Received: 10/19/21 08:15 Matrix: Water

Parameters	Results	Units	LOQ	LOD	DF	Prepared	Analyzed	CAS No.	Qual
8260 MSV	Analytical Method: EPA 8260 Pace Analytical Services - Green Bay								
Hexachloro-1,3-butadiene	**<2.7**	ug/L	5.0	2.7	1		10/20/21 17:43	87-68-3	
Isopropylbenzene (Cumene)	**<1.0**	ug/L	5.0	1.0	1		10/20/21 17:43	98-82-8	
Methyl-tert-butyl ether	**<1.1**	ug/L	5.0	1.1	1		10/20/21 17:43	1634-04-4	
Methylene Chloride	**<0.32**	ug/L	5.0	0.32	1		10/20/21 17:43	75-09-2	
Naphthalene	**<1.1**	ug/L	5.0	1.1	1		10/20/21 17:43	91-20-3	
Styrene	**<0.36**	ug/L	1.0	0.36	1		10/20/21 17:43	100-42-5	
Tetrachloroethene	**5.6**	ug/L	1.0	0.41	1		10/20/21 17:43	127-18-4	
Tetrahydrofuran	**<2.4**	ug/L	25.0	2.4	1		10/20/21 17:43	109-99-9	
Toluene	**<0.29**	ug/L	1.0	0.29	1		10/20/21 17:43	108-88-3	
Trichloroethene	**0.82J**	ug/L	1.0	0.32	1		10/20/21 17:43	79-01-6	
Trichlorofluoromethane	**<0.42**	ug/L	1.0	0.42	1		10/20/21 17:43	75-69-4	
Vinyl chloride	**<0.17**	ug/L	1.0	0.17	1		10/20/21 17:43	75-01-4	
Xylene (Total)	**<1.0**	ug/L	3.0	1.0	1		10/20/21 17:43	1330-20-7	
cis-1,2-Dichloroethene	**<0.47**	ug/L	1.0	0.47	1		10/20/21 17:43	156-59-2	
cis-1,3-Dichloropropene	**<0.36**	ug/L	1.0	0.36	1		10/20/21 17:43	10061-01-5	
m&p-Xylene	**<0.70**	ug/L	2.0	0.70	1		10/20/21 17:43	179601-23-1	
n-Butylbenzene	**<0.86**	ug/L	1.0	0.86	1		10/20/21 17:43	104-51-8	
n-Hexane	**<1.5**	ug/L	5.0	1.5	1		10/20/21 17:43	110-54-3	
n-Propylbenzene	**<0.35**	ug/L	1.0	0.35	1		10/20/21 17:43	103-65-1	
o-Xylene	**<0.35**	ug/L	1.0	0.35	1		10/20/21 17:43	95-47-6	
p-Isopropyltoluene	**<1.0**	ug/L	5.0	1.0	1		10/20/21 17:43	99-87-6	
sec-Butylbenzene	**<0.42**	ug/L	1.0	0.42	1		10/20/21 17:43	135-98-8	
tert-Butylbenzene	**<0.59**	ug/L	1.0	0.59	1		10/20/21 17:43	98-06-6	
trans-1,2-Dichloroethene	**<0.53**	ug/L	1.0	0.53	1		10/20/21 17:43	156-60-5	
trans-1,3-Dichloropropene	**<3.5**	ug/L	5.0	3.5	1		10/20/21 17:43	10061-02-6	
Surrogates									
4-Bromofluorobenzene (S)	92	%	70-130		1		10/20/21 17:43	460-00-4	
1,2-Dichlorobenzene-d4 (S)	99	%	70-130		1		10/20/21 17:43	2199-69-1	
Toluene-d8 (S)	100	%	70-130		1		10/20/21 17:43	2037-26-5	

REPORT OF LABORATORY ANALYSIS

This report shall not be reproduced, except in full,
without the written consent of Pace Analytical Services, LLC.

Pace Analytical Services, LLC
1241 Bellevue Street - Suite 9
Green Bay, WI 54302
(920)469-2436

ANALYTICAL RESULTS

Project: A214201 MADISON KIPP CORP.
Pace Project No.: 40235451

Sample: MP-16_140-144_202110 **Lab ID: 40235451017** Collected: 10/12/21 15:20 Received: 10/19/21 08:15 Matrix: Water

Parameters	Results	Units	LOQ	LOD	DF	Prepared	Analyzed	CAS No.	Qual
8260 MSV	Analytical Method: EPA 8260 Pace Analytical Services - Green Bay								
1,1,1,2-Tetrachloroethane	**<0.36**	ug/L	1.0	0.36	1		10/20/21 18:02	630-20-6	
1,1,1-Trichloroethane	**<0.30**	ug/L	1.0	0.30	1		10/20/21 18:02	71-55-6	
1,1,2,2-Tetrachloroethane	**<0.38**	ug/L	1.0	0.38	1		10/20/21 18:02	79-34-5	
1,1,2-Trichloroethane	**<0.34**	ug/L	5.0	0.34	1		10/20/21 18:02	79-00-5	
1,1,2-Trichlorotrifluoroethane	**<0.38**	ug/L	5.0	0.38	1		10/20/21 18:02	76-13-1	
1,1-Dichloroethane	**<0.30**	ug/L	1.0	0.30	1		10/20/21 18:02	75-34-3	
1,1-Dichloroethene	**<0.58**	ug/L	1.0	0.58	1		10/20/21 18:02	75-35-4	
1,1-Dichloropropene	**<0.41**	ug/L	1.0	0.41	1		10/20/21 18:02	563-58-6	
1,2,3-Trichlorobenzene	**<1.0**	ug/L	5.0	1.0	1		10/20/21 18:02	87-61-6	
1,2,3-Trichloropropane	**<0.56**	ug/L	5.0	0.56	1		10/20/21 18:02	96-18-4	
1,2,4-Trichlorobenzene	**<0.95**	ug/L	5.0	0.95	1		10/20/21 18:02	120-82-1	
1,2,4-Trimethylbenzene	**<0.45**	ug/L	1.0	0.45	1		10/20/21 18:02	95-63-6	
1,2-Dibromo-3-chloropropane	**<2.4**	ug/L	5.0	2.4	1		10/20/21 18:02	96-12-8	
1,2-Dibromoethane (EDB)	**<0.31**	ug/L	1.0	0.31	1		10/20/21 18:02	106-93-4	
1,2-Dichlorobenzene	**<0.33**	ug/L	1.0	0.33	1		10/20/21 18:02	95-50-1	
1,2-Dichloroethane	**<0.29**	ug/L	1.0	0.29	1		10/20/21 18:02	107-06-2	
1,2-Dichloropropane	**<0.45**	ug/L	1.0	0.45	1		10/20/21 18:02	78-87-5	
1,3,5-Trimethylbenzene	**<0.36**	ug/L	1.0	0.36	1		10/20/21 18:02	108-67-8	
1,3-Dichlorobenzene	**<0.35**	ug/L	1.0	0.35	1		10/20/21 18:02	541-73-1	
1,3-Dichloropropane	**<0.30**	ug/L	1.0	0.30	1		10/20/21 18:02	142-28-9	
1,4-Dichlorobenzene	**<0.89**	ug/L	1.0	0.89	1		10/20/21 18:02	106-46-7	
2,2-Dichloropropane	**<4.2**	ug/L	5.0	4.2	1		10/20/21 18:02	594-20-7	
2-Butanone (MEK)	**<6.5**	ug/L	25.0	6.5	1		10/20/21 18:02	78-93-3	
2-Chlorotoluene	**<0.89**	ug/L	5.0	0.89	1		10/20/21 18:02	95-49-8	
2-Hexanone	**<6.3**	ug/L	25.0	6.3	1		10/20/21 18:02	591-78-6	
4-Chlorotoluene	**<0.89**	ug/L	5.0	0.89	1		10/20/21 18:02	106-43-4	
4-Methyl-2-pentanone (MIBK)	**<6.0**	ug/L	25.0	6.0	1		10/20/21 18:02	108-10-1	
Acetone	**<8.6**	ug/L	25.0	8.6	1		10/20/21 18:02	67-64-1	
Benzene	**<0.30**	ug/L	1.0	0.30	1		10/20/21 18:02	71-43-2	
Bromobenzene	**<0.36**	ug/L	1.0	0.36	1		10/20/21 18:02	108-86-1	
Bromochloromethane	**<0.36**	ug/L	5.0	0.36	1		10/20/21 18:02	74-97-5	
Bromodichloromethane	**<0.42**	ug/L	1.0	0.42	1		10/20/21 18:02	75-27-4	
Bromoform	**<3.8**	ug/L	5.0	3.8	1		10/20/21 18:02	75-25-2	
Bromomethane	**<1.2**	ug/L	5.0	1.2	1		10/20/21 18:02	74-83-9	
Carbon disulfide	**<1.1**	ug/L	5.0	1.1	1		10/20/21 18:02	75-15-0	
Carbon tetrachloride	**<0.37**	ug/L	1.0	0.37	1		10/20/21 18:02	56-23-5	
Chlorobenzene	**<0.86**	ug/L	1.0	0.86	1		10/20/21 18:02	108-90-7	
Chloroethane	**<1.4**	ug/L	5.0	1.4	1		10/20/21 18:02	75-00-3	
Chloroform	**<1.2**	ug/L	5.0	1.2	1		10/20/21 18:02	67-66-3	
Chloromethane	**<1.6**	ug/L	5.0	1.6	1		10/20/21 18:02	74-87-3	
Dibromochloromethane	**<2.6**	ug/L	5.0	2.6	1		10/20/21 18:02	124-48-1	
Dibromomethane	**<0.99**	ug/L	5.0	0.99	1		10/20/21 18:02	74-95-3	
Dichlorodifluoromethane	**<0.46**	ug/L	5.0	0.46	1		10/20/21 18:02	75-71-8	
Diisopropyl ether	**<1.1**	ug/L	5.0	1.1	1		10/20/21 18:02	108-20-3	
Ethylbenzene	**<0.33**	ug/L	1.0	0.33	1		10/20/21 18:02	100-41-4	

REPORT OF LABORATORY ANALYSIS

This report shall not be reproduced, except in full,
without the written consent of Pace Analytical Services, LLC.

Pace Analytical Services, LLC
1241 Bellevue Street - Suite 9
Green Bay, WI 54302
(920)469-2436

ANALYTICAL RESULTS

Project: A214201 MADISON KIPP CORP.
Pace Project No.: 40235451

Sample: MP-16_140-144_202110 **Lab ID: 40235451017** Collected: 10/12/21 15:20 Received: 10/19/21 08:15 Matrix: Water

Parameters	Results	Units	LOQ	LOD	DF	Prepared	Analyzed	CAS No.	Qual
8260 MSV	Analytical Method: EPA 8260 Pace Analytical Services - Green Bay								
Hexachloro-1,3-butadiene	**<2.7**	ug/L	5.0	2.7	1		10/20/21 18:02	87-68-3	
Isopropylbenzene (Cumene)	**<1.0**	ug/L	5.0	1.0	1		10/20/21 18:02	98-82-8	
Methyl-tert-butyl ether	**<1.1**	ug/L	5.0	1.1	1		10/20/21 18:02	1634-04-4	
Methylene Chloride	**<0.32**	ug/L	5.0	0.32	1		10/20/21 18:02	75-09-2	
Naphthalene	**<1.1**	ug/L	5.0	1.1	1		10/20/21 18:02	91-20-3	
Styrene	**<0.36**	ug/L	1.0	0.36	1		10/20/21 18:02	100-42-5	
Tetrachloroethene	**50.5**	ug/L	1.0	0.41	1		10/20/21 18:02	127-18-4	
Tetrahydrofuran	**<2.4**	ug/L	25.0	2.4	1		10/20/21 18:02	109-99-9	
Toluene	**<0.29**	ug/L	1.0	0.29	1		10/20/21 18:02	108-88-3	
Trichloroethene	**9.5**	ug/L	1.0	0.32	1		10/20/21 18:02	79-01-6	
Trichlorofluoromethane	**<0.42**	ug/L	1.0	0.42	1		10/20/21 18:02	75-69-4	
Vinyl chloride	**<0.17**	ug/L	1.0	0.17	1		10/20/21 18:02	75-01-4	
Xylene (Total)	**<1.0**	ug/L	3.0	1.0	1		10/20/21 18:02	1330-20-7	
cis-1,2-Dichloroethene	**3.0**	ug/L	1.0	0.47	1		10/20/21 18:02	156-59-2	
cis-1,3-Dichloropropene	**<0.36**	ug/L	1.0	0.36	1		10/20/21 18:02	10061-01-5	
m&p-Xylene	**<0.70**	ug/L	2.0	0.70	1		10/20/21 18:02	179601-23-1	
n-Butylbenzene	**<0.86**	ug/L	1.0	0.86	1		10/20/21 18:02	104-51-8	
n-Hexane	**<1.5**	ug/L	5.0	1.5	1		10/20/21 18:02	110-54-3	
n-Propylbenzene	**<0.35**	ug/L	1.0	0.35	1		10/20/21 18:02	103-65-1	
o-Xylene	**<0.35**	ug/L	1.0	0.35	1		10/20/21 18:02	95-47-6	
p-Isopropyltoluene	**<1.0**	ug/L	5.0	1.0	1		10/20/21 18:02	99-87-6	
sec-Butylbenzene	**<0.42**	ug/L	1.0	0.42	1		10/20/21 18:02	135-98-8	
tert-Butylbenzene	**<0.59**	ug/L	1.0	0.59	1		10/20/21 18:02	98-06-6	
trans-1,2-Dichloroethene	**<0.53**	ug/L	1.0	0.53	1		10/20/21 18:02	156-60-5	
trans-1,3-Dichloropropene	**<3.5**	ug/L	5.0	3.5	1		10/20/21 18:02	10061-02-6	
Surrogates									
4-Bromofluorobenzene (S)	92	%	70-130		1		10/20/21 18:02	460-00-4	
1,2-Dichlorobenzene-d4 (S)	100	%	70-130		1		10/20/21 18:02	2199-69-1	
Toluene-d8 (S)	101	%	70-130		1		10/20/21 18:02	2037-26-5	

REPORT OF LABORATORY ANALYSIS

This report shall not be reproduced, except in full,
without the written consent of Pace Analytical Services, LLC.

Pace Analytical Services, LLC
1241 Bellevue Street - Suite 9
Green Bay, WI 54302
(920)469-2436

ANALYTICAL RESULTS

Project: A214201 MADISON KIPP CORP.
Pace Project No.: 40235451

Sample: MP-16_106-116_202110 **Lab ID: 40235451018** Collected: 10/12/21 15:40 Received: 10/19/21 08:15 Matrix: Water

Parameters	Results	Units	LOQ	LOD	DF	Prepared	Analyzed	CAS No.	Qual
8260 MSV	Analytical Method: EPA 8260 Pace Analytical Services - Green Bay								
1,1,1,2-Tetrachloroethane	**<0.36**	ug/L	1.0	0.36	1		10/20/21 18:22	630-20-6	
1,1,1-Trichloroethane	**<0.30**	ug/L	1.0	0.30	1		10/20/21 18:22	71-55-6	
1,1,2,2-Tetrachloroethane	**<0.38**	ug/L	1.0	0.38	1		10/20/21 18:22	79-34-5	
1,1,2-Trichloroethane	**<0.34**	ug/L	5.0	0.34	1		10/20/21 18:22	79-00-5	
1,1,2-Trichlorotrifluoroethane	**<0.38**	ug/L	5.0	0.38	1		10/20/21 18:22	76-13-1	
1,1-Dichloroethane	**<0.30**	ug/L	1.0	0.30	1		10/20/21 18:22	75-34-3	
1,1-Dichloroethene	**<0.58**	ug/L	1.0	0.58	1		10/20/21 18:22	75-35-4	
1,1-Dichloropropene	**<0.41**	ug/L	1.0	0.41	1		10/20/21 18:22	563-58-6	
1,2,3-Trichlorobenzene	**<1.0**	ug/L	5.0	1.0	1		10/20/21 18:22	87-61-6	
1,2,3-Trichloropropane	**<0.56**	ug/L	5.0	0.56	1		10/20/21 18:22	96-18-4	
1,2,4-Trichlorobenzene	**<0.95**	ug/L	5.0	0.95	1		10/20/21 18:22	120-82-1	
1,2,4-Trimethylbenzene	**<0.45**	ug/L	1.0	0.45	1		10/20/21 18:22	95-63-6	
1,2-Dibromo-3-chloropropane	**<2.4**	ug/L	5.0	2.4	1		10/20/21 18:22	96-12-8	
1,2-Dibromoethane (EDB)	**<0.31**	ug/L	1.0	0.31	1		10/20/21 18:22	106-93-4	
1,2-Dichlorobenzene	**<0.33**	ug/L	1.0	0.33	1		10/20/21 18:22	95-50-1	
1,2-Dichloroethane	**<0.29**	ug/L	1.0	0.29	1		10/20/21 18:22	107-06-2	
1,2-Dichloropropane	**<0.45**	ug/L	1.0	0.45	1		10/20/21 18:22	78-87-5	
1,3,5-Trimethylbenzene	**<0.36**	ug/L	1.0	0.36	1		10/20/21 18:22	108-67-8	
1,3-Dichlorobenzene	**<0.35**	ug/L	1.0	0.35	1		10/20/21 18:22	541-73-1	
1,3-Dichloropropane	**<0.30**	ug/L	1.0	0.30	1		10/20/21 18:22	142-28-9	
1,4-Dichlorobenzene	**<0.89**	ug/L	1.0	0.89	1		10/20/21 18:22	106-46-7	
2,2-Dichloropropane	**<4.2**	ug/L	5.0	4.2	1		10/20/21 18:22	594-20-7	
2-Butanone (MEK)	**<6.5**	ug/L	25.0	6.5	1		10/20/21 18:22	78-93-3	
2-Chlorotoluene	**<0.89**	ug/L	5.0	0.89	1		10/20/21 18:22	95-49-8	
2-Hexanone	**<6.3**	ug/L	25.0	6.3	1		10/20/21 18:22	591-78-6	
4-Chlorotoluene	**<0.89**	ug/L	5.0	0.89	1		10/20/21 18:22	106-43-4	
4-Methyl-2-pentanone (MIBK)	**<6.0**	ug/L	25.0	6.0	1		10/20/21 18:22	108-10-1	
Acetone	**<8.6**	ug/L	25.0	8.6	1		10/20/21 18:22	67-64-1	
Benzene	**<0.30**	ug/L	1.0	0.30	1		10/20/21 18:22	71-43-2	
Bromobenzene	**<0.36**	ug/L	1.0	0.36	1		10/20/21 18:22	108-86-1	
Bromochloromethane	**<0.36**	ug/L	5.0	0.36	1		10/20/21 18:22	74-97-5	
Bromodichloromethane	**<0.42**	ug/L	1.0	0.42	1		10/20/21 18:22	75-27-4	
Bromoform	**<3.8**	ug/L	5.0	3.8	1		10/20/21 18:22	75-25-2	
Bromomethane	**<1.2**	ug/L	5.0	1.2	1		10/20/21 18:22	74-83-9	
Carbon disulfide	**<1.1**	ug/L	5.0	1.1	1		10/20/21 18:22	75-15-0	
Carbon tetrachloride	**<0.37**	ug/L	1.0	0.37	1		10/20/21 18:22	56-23-5	
Chlorobenzene	**<0.86**	ug/L	1.0	0.86	1		10/20/21 18:22	108-90-7	
Chloroethane	**<1.4**	ug/L	5.0	1.4	1		10/20/21 18:22	75-00-3	
Chloroform	**<1.2**	ug/L	5.0	1.2	1		10/20/21 18:22	67-66-3	
Chloromethane	**<1.6**	ug/L	5.0	1.6	1		10/20/21 18:22	74-87-3	
Dibromochloromethane	**<2.6**	ug/L	5.0	2.6	1		10/20/21 18:22	124-48-1	
Dibromomethane	**<0.99**	ug/L	5.0	0.99	1		10/20/21 18:22	74-95-3	
Dichlorodifluoromethane	**<0.46**	ug/L	5.0	0.46	1		10/20/21 18:22	75-71-8	
Diisopropyl ether	**<1.1**	ug/L	5.0	1.1	1		10/20/21 18:22	108-20-3	
Ethylbenzene	**<0.33**	ug/L	1.0	0.33	1		10/20/21 18:22	100-41-4	

This report shall not be reproduced, except in full,
without the written consent of Pace Analytical Services, LLC.

Pace Analytical Services, LLC
1241 Bellevue Street - Suite 9
Green Bay, WI 54302
(920)469-2436

ANALYTICAL RESULTS

Project: A214201 MADISON KIPP CORP.
Pace Project No.: 40235451

Sample: MP-16_106-116_202110 **Lab ID: 40235451018** Collected: 10/12/21 15:40 Received: 10/19/21 08:15 Matrix: Water

Parameters	Results	Units	LOQ	LOD	DF	Prepared	Analyzed	CAS No.	Qual
8260 MSV	Analytical Method: EPA 8260 Pace Analytical Services - Green Bay								
Hexachloro-1,3-butadiene	**<2.7**	ug/L	5.0	2.7	1		10/20/21 18:22	87-68-3	
Isopropylbenzene (Cumene)	**<1.0**	ug/L	5.0	1.0	1		10/20/21 18:22	98-82-8	
Methyl-tert-butyl ether	**<1.1**	ug/L	5.0	1.1	1		10/20/21 18:22	1634-04-4	
Methylene Chloride	**<0.32**	ug/L	5.0	0.32	1		10/20/21 18:22	75-09-2	
Naphthalene	**<1.1**	ug/L	5.0	1.1	1		10/20/21 18:22	91-20-3	
Styrene	**<0.36**	ug/L	1.0	0.36	1		10/20/21 18:22	100-42-5	
Tetrachloroethene	**52.7**	ug/L	1.0	0.41	1		10/20/21 18:22	127-18-4	
Tetrahydrofuran	**<2.4**	ug/L	25.0	2.4	1		10/20/21 18:22	109-99-9	
Toluene	**<0.29**	ug/L	1.0	0.29	1		10/20/21 18:22	108-88-3	
Trichloroethene	**7.4**	ug/L	1.0	0.32	1		10/20/21 18:22	79-01-6	
Trichlorofluoromethane	**<0.42**	ug/L	1.0	0.42	1		10/20/21 18:22	75-69-4	
Vinyl chloride	**<0.17**	ug/L	1.0	0.17	1		10/20/21 18:22	75-01-4	
Xylene (Total)	**<1.0**	ug/L	3.0	1.0	1		10/20/21 18:22	1330-20-7	
cis-1,2-Dichloroethene	**4.7**	ug/L	1.0	0.47	1		10/20/21 18:22	156-59-2	
cis-1,3-Dichloropropene	**<0.36**	ug/L	1.0	0.36	1		10/20/21 18:22	10061-01-5	
m&p-Xylene	**<0.70**	ug/L	2.0	0.70	1		10/20/21 18:22	179601-23-1	
n-Butylbenzene	**<0.86**	ug/L	1.0	0.86	1		10/20/21 18:22	104-51-8	
n-Hexane	**<1.5**	ug/L	5.0	1.5	1		10/20/21 18:22	110-54-3	
n-Propylbenzene	**<0.35**	ug/L	1.0	0.35	1		10/20/21 18:22	103-65-1	
o-Xylene	**<0.35**	ug/L	1.0	0.35	1		10/20/21 18:22	95-47-6	
p-Isopropyltoluene	**<1.0**	ug/L	5.0	1.0	1		10/20/21 18:22	99-87-6	
sec-Butylbenzene	**<0.42**	ug/L	1.0	0.42	1		10/20/21 18:22	135-98-8	
tert-Butylbenzene	**<0.59**	ug/L	1.0	0.59	1		10/20/21 18:22	98-06-6	
trans-1,2-Dichloroethene	**<0.53**	ug/L	1.0	0.53	1		10/20/21 18:22	156-60-5	
trans-1,3-Dichloropropene	**<3.5**	ug/L	5.0	3.5	1		10/20/21 18:22	10061-02-6	
Surrogates									
4-Bromofluorobenzene (S)	93	%	70-130		1		10/20/21 18:22	460-00-4	
1,2-Dichlorobenzene-d4 (S)	101	%	70-130		1		10/20/21 18:22	2199-69-1	
Toluene-d8 (S)	100	%	70-130		1		10/20/21 18:22	2037-26-5	

REPORT OF LABORATORY ANALYSIS

This report shall not be reproduced, except in full,
without the written consent of Pace Analytical Services, LLC.

Pace Analytical Services, LLC
1241 Bellevue Street - Suite 9
Green Bay, WI 54302
(920)469-2436

ANALYTICAL RESULTS

Project: A214201 MADISON KIPP CORP.
Pace Project No.: 40235451

Sample: MW-4S-202110 **Lab ID: 40235451019** Collected: 10/15/21 13:26 Received: 10/19/21 08:15 Matrix: Water

Parameters	Results	Units	LOQ	LOD	DF	Prepared	Analyzed	CAS No.	Qual
2540C Total Dissolved Solids	Analytical Method: SM 2540C Pace Analytical Services - Green Bay								
Total Dissolved Solids	**2130**	mg/L	20.0	8.7	1		10/20/21 14:30		
2540D Total Suspended Solids	Analytical Method: SM 2540D Pace Analytical Services - Green Bay								
Total Suspended Solids	**1.8J**	mg/L	2.0	0.95	1		10/20/21 16:25		

REPORT OF LABORATORY ANALYSIS

This report shall not be reproduced, except in full,
without the written consent of Pace Analytical Services, LLC.

Pace Analytical Services, LLC
1241 Bellevue Street - Suite 9
Green Bay, WI 54302
(920)469-2436

ANALYTICAL RESULTS

Project: A214201 MADISON KIPP CORP.
Pace Project No.: 40235451

Sample: MW-4D-202110 **Lab ID: 40235451020** Collected: 10/15/21 14:53 Received: 10/19/21 08:15 Matrix: Water

Parameters	Results	Units	LOQ	LOD	DF	Prepared	Analyzed	CAS No.	Qual
2540C Total Dissolved Solids	Analytical Method: SM 2540C Pace Analytical Services - Green Bay								
Total Dissolved Solids	**1440**	mg/L	20.0	8.7	1		10/20/21 14:31		
2540D Total Suspended Solids	Analytical Method: SM 2540D Pace Analytical Services - Green Bay								
Total Suspended Solids	**<0.95**	mg/L	2.0	0.95	1		10/20/21 16:25		

REPORT OF LABORATORY ANALYSIS

This report shall not be reproduced, except in full,
without the written consent of Pace Analytical Services, LLC.

Pace Analytical Services, LLC
1241 Bellevue Street - Suite 9
Green Bay, WI 54302
(920)469-2436

ANALYTICAL RESULTS

Project: A214201 MADISON KIPP CORP.
Pace Project No.: 40235451

Sample: MW-4D2-202110 **Lab ID: 40235451021** Collected: 10/15/21 12:57 Received: 10/19/21 08:15 Matrix: Water

Parameters	Results	Units	LOQ	LOD	DF	Prepared	Analyzed	CAS No.	Qual
8260 MSV	Analytical Method: EPA 8260 Pace Analytical Services - Green Bay								
1,1,1,2-Tetrachloroethane	**<0.36**	ug/L	1.0	0.36	1		10/20/21 18:41	630-20-6	
1,1,1-Trichloroethane	**<0.30**	ug/L	1.0	0.30	1		10/20/21 18:41	71-55-6	
1,1,2,2-Tetrachloroethane	**<0.38**	ug/L	1.0	0.38	1		10/20/21 18:41	79-34-5	
1,1,2-Trichloroethane	**<0.34**	ug/L	5.0	0.34	1		10/20/21 18:41	79-00-5	
1,1,2-Trichlorotrifluoroethane	**<0.38**	ug/L	5.0	0.38	1		10/20/21 18:41	76-13-1	
1,1-Dichloroethane	**<0.30**	ug/L	1.0	0.30	1		10/20/21 18:41	75-34-3	
1,1-Dichloroethene	**<0.58**	ug/L	1.0	0.58	1		10/20/21 18:41	75-35-4	
1,1-Dichloropropene	**<0.41**	ug/L	1.0	0.41	1		10/20/21 18:41	563-58-6	
1,2,3-Trichlorobenzene	**<1.0**	ug/L	5.0	1.0	1		10/20/21 18:41	87-61-6	
1,2,3-Trichloropropane	**<0.56**	ug/L	5.0	0.56	1		10/20/21 18:41	96-18-4	
1,2,4-Trichlorobenzene	**<0.95**	ug/L	5.0	0.95	1		10/20/21 18:41	120-82-1	
1,2,4-Trimethylbenzene	**<0.45**	ug/L	1.0	0.45	1		10/20/21 18:41	95-63-6	
1,2-Dibromo-3-chloropropane	**<2.4**	ug/L	5.0	2.4	1		10/20/21 18:41	96-12-8	
1,2-Dibromoethane (EDB)	**<0.31**	ug/L	1.0	0.31	1		10/20/21 18:41	106-93-4	
1,2-Dichlorobenzene	**<0.33**	ug/L	1.0	0.33	1		10/20/21 18:41	95-50-1	
1,2-Dichloroethane	**<0.29**	ug/L	1.0	0.29	1		10/20/21 18:41	107-06-2	
1,2-Dichloropropane	**<0.45**	ug/L	1.0	0.45	1		10/20/21 18:41	78-87-5	
1,3,5-Trimethylbenzene	**<0.36**	ug/L	1.0	0.36	1		10/20/21 18:41	108-67-8	
1,3-Dichlorobenzene	**<0.35**	ug/L	1.0	0.35	1		10/20/21 18:41	541-73-1	
1,3-Dichloropropane	**<0.30**	ug/L	1.0	0.30	1		10/20/21 18:41	142-28-9	
1,4-Dichlorobenzene	**<0.89**	ug/L	1.0	0.89	1		10/20/21 18:41	106-46-7	
2,2-Dichloropropane	**<4.2**	ug/L	5.0	4.2	1		10/20/21 18:41	594-20-7	
2-Butanone (MEK)	**<6.5**	ug/L	25.0	6.5	1		10/20/21 18:41	78-93-3	
2-Chlorotoluene	**<0.89**	ug/L	5.0	0.89	1		10/20/21 18:41	95-49-8	
2-Hexanone	**<6.3**	ug/L	25.0	6.3	1		10/20/21 18:41	591-78-6	
4-Chlorotoluene	**<0.89**	ug/L	5.0	0.89	1		10/20/21 18:41	106-43-4	
4-Methyl-2-pentanone (MIBK)	**<6.0**	ug/L	25.0	6.0	1		10/20/21 18:41	108-10-1	
Acetone	**<8.6**	ug/L	25.0	8.6	1		10/20/21 18:41	67-64-1	
Benzene	**<0.30**	ug/L	1.0	0.30	1		10/20/21 18:41	71-43-2	
Bromobenzene	**<0.36**	ug/L	1.0	0.36	1		10/20/21 18:41	108-86-1	
Bromochloromethane	**<0.36**	ug/L	5.0	0.36	1		10/20/21 18:41	74-97-5	
Bromodichloromethane	**<0.42**	ug/L	1.0	0.42	1		10/20/21 18:41	75-27-4	
Bromoform	**<3.8**	ug/L	5.0	3.8	1		10/20/21 18:41	75-25-2	
Bromomethane	**<1.2**	ug/L	5.0	1.2	1		10/20/21 18:41	74-83-9	
Carbon disulfide	**<1.1**	ug/L	5.0	1.1	1		10/20/21 18:41	75-15-0	
Carbon tetrachloride	**<0.37**	ug/L	1.0	0.37	1		10/20/21 18:41	56-23-5	
Chlorobenzene	**<0.86**	ug/L	1.0	0.86	1		10/20/21 18:41	108-90-7	
Chloroethane	**<1.4**	ug/L	5.0	1.4	1		10/20/21 18:41	75-00-3	
Chloroform	**<1.2**	ug/L	5.0	1.2	1		10/20/21 18:41	67-66-3	
Chloromethane	**<1.6**	ug/L	5.0	1.6	1		10/20/21 18:41	74-87-3	
Dibromochloromethane	**<2.6**	ug/L	5.0	2.6	1		10/20/21 18:41	124-48-1	
Dibromomethane	**<0.99**	ug/L	5.0	0.99	1		10/20/21 18:41	74-95-3	
Dichlorodifluoromethane	**<0.46**	ug/L	5.0	0.46	1		10/20/21 18:41	75-71-8	
Diisopropyl ether	**<1.1**	ug/L	5.0	1.1	1		10/20/21 18:41	108-20-3	
Ethylbenzene	**<0.33**	ug/L	1.0	0.33	1		10/20/21 18:41	100-41-4	

This report shall not be reproduced, except in full,
without the written consent of Pace Analytical Services, LLC.

Pace Analytical Services, LLC
1241 Bellevue Street - Suite 9
Green Bay, WI 54302
(920)469-2436

ANALYTICAL RESULTS

Project: A214201 MADISON KIPP CORP.
Pace Project No.: 40235451

Sample: MW-4D2-202110 **Lab ID: 40235451021** Collected: 10/15/21 12:57 Received: 10/19/21 08:15 Matrix: Water

Parameters	Results	Units	LOQ	LOD	DF	Prepared	Analyzed	CAS No.	Qual
8260 MSV	Analytical Method: EPA 8260 Pace Analytical Services - Green Bay								
Hexachloro-1,3-butadiene	**<2.7**	ug/L	5.0	2.7	1		10/20/21 18:41	87-68-3	
Isopropylbenzene (Cumene)	**<1.0**	ug/L	5.0	1.0	1		10/20/21 18:41	98-82-8	
Methyl-tert-butyl ether	**<1.1**	ug/L	5.0	1.1	1		10/20/21 18:41	1634-04-4	
Methylene Chloride	**<0.32**	ug/L	5.0	0.32	1		10/20/21 18:41	75-09-2	
Naphthalene	**<1.1**	ug/L	5.0	1.1	1		10/20/21 18:41	91-20-3	
Styrene	**<0.36**	ug/L	1.0	0.36	1		10/20/21 18:41	100-42-5	
Tetrachloroethene	**0.63J**	ug/L	1.0	0.41	1		10/20/21 18:41	127-18-4	
Tetrahydrofuran	**<2.4**	ug/L	25.0	2.4	1		10/20/21 18:41	109-99-9	
Toluene	**<0.29**	ug/L	1.0	0.29	1		10/20/21 18:41	108-88-3	
Trichloroethene	**<0.32**	ug/L	1.0	0.32	1		10/20/21 18:41	79-01-6	
Trichlorofluoromethane	**<0.42**	ug/L	1.0	0.42	1		10/20/21 18:41	75-69-4	
Vinyl chloride	**<0.17**	ug/L	1.0	0.17	1		10/20/21 18:41	75-01-4	
Xylene (Total)	**<1.0**	ug/L	3.0	1.0	1		10/20/21 18:41	1330-20-7	
cis-1,2-Dichloroethene	**<0.47**	ug/L	1.0	0.47	1		10/20/21 18:41	156-59-2	
cis-1,3-Dichloropropene	**<0.36**	ug/L	1.0	0.36	1		10/20/21 18:41	10061-01-5	
m&p-Xylene	**<0.70**	ug/L	2.0	0.70	1		10/20/21 18:41	179601-23-1	
n-Butylbenzene	**<0.86**	ug/L	1.0	0.86	1		10/20/21 18:41	104-51-8	
n-Hexane	**<1.5**	ug/L	5.0	1.5	1		10/20/21 18:41	110-54-3	
n-Propylbenzene	**<0.35**	ug/L	1.0	0.35	1		10/20/21 18:41	103-65-1	
o-Xylene	**<0.35**	ug/L	1.0	0.35	1		10/20/21 18:41	95-47-6	
p-Isopropyltoluene	**<1.0**	ug/L	5.0	1.0	1		10/20/21 18:41	99-87-6	
sec-Butylbenzene	**<0.42**	ug/L	1.0	0.42	1		10/20/21 18:41	135-98-8	
tert-Butylbenzene	**<0.59**	ug/L	1.0	0.59	1		10/20/21 18:41	98-06-6	
trans-1,2-Dichloroethene	**<0.53**	ug/L	1.0	0.53	1		10/20/21 18:41	156-60-5	
trans-1,3-Dichloropropene	**<3.5**	ug/L	5.0	3.5	1		10/20/21 18:41	10061-02-6	
Surrogates									
4-Bromofluorobenzene (S)	93	%	70-130		1		10/20/21 18:41	460-00-4	
1,2-Dichlorobenzene-d4 (S)	99	%	70-130		1		10/20/21 18:41	2199-69-1	
Toluene-d8 (S)	100	%	70-130		1		10/20/21 18:41	2037-26-5	

REPORT OF LABORATORY ANALYSIS

This report shall not be reproduced, except in full,
without the written consent of Pace Analytical Services, LLC.

Pace Analytical Services, LLC
1241 Bellevue Street - Suite 9
Green Bay, WI 54302
(920)469-2436

ANALYTICAL RESULTS

Project: A214201 MADISON KIPP CORP.
Pace Project No.: 40235451

Sample: MW-5S-202110 **Lab ID: 40235451022** Collected: 10/14/21 15:05 Received: 10/19/21 08:15 Matrix: Water

Parameters	Results	Units	LOQ	LOD	DF	Prepared	Analyzed	CAS No.	Qual
8260 MSV	Analytical Method: EPA 8260 Pace Analytical Services - Green Bay								
1,1,1,2-Tetrachloroethane	**<0.36**	ug/L	1.0	0.36	1		10/20/21 19:00	630-20-6	
1,1,1-Trichloroethane	**<0.30**	ug/L	1.0	0.30	1		10/20/21 19:00	71-55-6	
1,1,2,2-Tetrachloroethane	**<0.38**	ug/L	1.0	0.38	1		10/20/21 19:00	79-34-5	
1,1,2-Trichloroethane	**<0.34**	ug/L	5.0	0.34	1		10/20/21 19:00	79-00-5	
1,1,2-Trichlorotrifluoroethane	**<0.38**	ug/L	5.0	0.38	1		10/20/21 19:00	76-13-1	
1,1-Dichloroethane	**<0.30**	ug/L	1.0	0.30	1		10/20/21 19:00	75-34-3	
1,1-Dichloroethene	**<0.58**	ug/L	1.0	0.58	1		10/20/21 19:00	75-35-4	
1,1-Dichloropropene	**<0.41**	ug/L	1.0	0.41	1		10/20/21 19:00	563-58-6	
1,2,3-Trichlorobenzene	**<1.0**	ug/L	5.0	1.0	1		10/20/21 19:00	87-61-6	
1,2,3-Trichloropropane	**<0.56**	ug/L	5.0	0.56	1		10/20/21 19:00	96-18-4	
1,2,4-Trichlorobenzene	**<0.95**	ug/L	5.0	0.95	1		10/20/21 19:00	120-82-1	
1,2,4-Trimethylbenzene	**<0.45**	ug/L	1.0	0.45	1		10/20/21 19:00	95-63-6	
1,2-Dibromo-3-chloropropane	**<2.4**	ug/L	5.0	2.4	1		10/20/21 19:00	96-12-8	
1,2-Dibromoethane (EDB)	**<0.31**	ug/L	1.0	0.31	1		10/20/21 19:00	106-93-4	
1,2-Dichlorobenzene	**<0.33**	ug/L	1.0	0.33	1		10/20/21 19:00	95-50-1	
1,2-Dichloroethane	**<0.29**	ug/L	1.0	0.29	1		10/20/21 19:00	107-06-2	
1,2-Dichloropropane	**<0.45**	ug/L	1.0	0.45	1		10/20/21 19:00	78-87-5	
1,3,5-Trimethylbenzene	**<0.36**	ug/L	1.0	0.36	1		10/20/21 19:00	108-67-8	
1,3-Dichlorobenzene	**<0.35**	ug/L	1.0	0.35	1		10/20/21 19:00	541-73-1	
1,3-Dichloropropane	**<0.30**	ug/L	1.0	0.30	1		10/20/21 19:00	142-28-9	
1,4-Dichlorobenzene	**<0.89**	ug/L	1.0	0.89	1		10/20/21 19:00	106-46-7	
2,2-Dichloropropane	**<4.2**	ug/L	5.0	4.2	1		10/20/21 19:00	594-20-7	
2-Butanone (MEK)	**<6.5**	ug/L	25.0	6.5	1		10/20/21 19:00	78-93-3	
2-Chlorotoluene	**<0.89**	ug/L	5.0	0.89	1		10/20/21 19:00	95-49-8	
2-Hexanone	**<6.3**	ug/L	25.0	6.3	1		10/20/21 19:00	591-78-6	
4-Chlorotoluene	**<0.89**	ug/L	5.0	0.89	1		10/20/21 19:00	106-43-4	
4-Methyl-2-pentanone (MIBK)	**<6.0**	ug/L	25.0	6.0	1		10/20/21 19:00	108-10-1	
Acetone	**<8.6**	ug/L	25.0	8.6	1		10/20/21 19:00	67-64-1	
Benzene	**<0.30**	ug/L	1.0	0.30	1		10/20/21 19:00	71-43-2	
Bromobenzene	**<0.36**	ug/L	1.0	0.36	1		10/20/21 19:00	108-86-1	
Bromochloromethane	**<0.36**	ug/L	5.0	0.36	1		10/20/21 19:00	74-97-5	
Bromodichloromethane	**<0.42**	ug/L	1.0	0.42	1		10/20/21 19:00	75-27-4	
Bromoform	**<3.8**	ug/L	5.0	3.8	1		10/20/21 19:00	75-25-2	
Bromomethane	**<1.2**	ug/L	5.0	1.2	1		10/20/21 19:00	74-83-9	
Carbon disulfide	**<1.1**	ug/L	5.0	1.1	1		10/20/21 19:00	75-15-0	
Carbon tetrachloride	**0.78J**	ug/L	1.0	0.37	1		10/20/21 19:00	56-23-5	
Chlorobenzene	**<0.86**	ug/L	1.0	0.86	1		10/20/21 19:00	108-90-7	
Chloroethane	**<1.4**	ug/L	5.0	1.4	1		10/20/21 19:00	75-00-3	
Chloroform	**<1.2**	ug/L	5.0	1.2	1		10/20/21 19:00	67-66-3	
Chloromethane	**<1.6**	ug/L	5.0	1.6	1		10/20/21 19:00	74-87-3	
Dibromochloromethane	**<2.6**	ug/L	5.0	2.6	1		10/20/21 19:00	124-48-1	
Dibromomethane	**<0.99**	ug/L	5.0	0.99	1		10/20/21 19:00	74-95-3	
Dichlorodifluoromethane	**<0.46**	ug/L	5.0	0.46	1		10/20/21 19:00	75-71-8	
Diisopropyl ether	**<1.1**	ug/L	5.0	1.1	1		10/20/21 19:00	108-20-3	
Ethylbenzene	**<0.33**	ug/L	1.0	0.33	1		10/20/21 19:00	100-41-4	

REPORT OF LABORATORY ANALYSIS

This report shall not be reproduced, except in full,
without the written consent of Pace Analytical Services, LLC.

Pace Analytical Services, LLC
1241 Bellevue Street - Suite 9
Green Bay, WI 54302
(920)469-2436

ANALYTICAL RESULTS

Project: A214201 MADISON KIPP CORP.
Pace Project No.: 40235451

Sample: MW-5S-202110 **Lab ID: 40235451022** Collected: 10/14/21 15:05 Received: 10/19/21 08:15 Matrix: Water

Parameters	Results	Units	LOQ	LOD	DF	Prepared	Analyzed	CAS No.	Qual
8260 MSV	Analytical Method: EPA 8260								
	Pace Analytical Services - Green Bay								
Hexachloro-1,3-butadiene	**<2.7**	ug/L	5.0	2.7	1		10/20/21 19:00	87-68-3	
Isopropylbenzene (Cumene)	**<1.0**	ug/L	5.0	1.0	1		10/20/21 19:00	98-82-8	
Methyl-tert-butyl ether	**<1.1**	ug/L	5.0	1.1	1		10/20/21 19:00	1634-04-4	
Methylene Chloride	**<0.32**	ug/L	5.0	0.32	1		10/20/21 19:00	75-09-2	
Naphthalene	**<1.1**	ug/L	5.0	1.1	1		10/20/21 19:00	91-20-3	
Styrene	**<0.36**	ug/L	1.0	0.36	1		10/20/21 19:00	100-42-5	
Tetrachloroethene	**56.1**	ug/L	1.0	0.41	1		10/20/21 19:00	127-18-4	
Tetrahydrofuran	**<2.4**	ug/L	25.0	2.4	1		10/20/21 19:00	109-99-9	
Toluene	**<0.29**	ug/L	1.0	0.29	1		10/20/21 19:00	108-88-3	
Trichloroethene	**<0.32**	ug/L	1.0	0.32	1		10/20/21 19:00	79-01-6	
Trichlorofluoromethane	**<0.42**	ug/L	1.0	0.42	1		10/20/21 19:00	75-69-4	
Vinyl chloride	**<0.17**	ug/L	1.0	0.17	1		10/20/21 19:00	75-01-4	
Xylene (Total)	**<1.0**	ug/L	3.0	1.0	1		10/20/21 19:00	1330-20-7	
cis-1,2-Dichloroethene	**<0.47**	ug/L	1.0	0.47	1		10/20/21 19:00	156-59-2	
cis-1,3-Dichloropropene	**<0.36**	ug/L	1.0	0.36	1		10/20/21 19:00	10061-01-5	
m&p-Xylene	**<0.70**	ug/L	2.0	0.70	1		10/20/21 19:00	179601-23-1	
n-Butylbenzene	**<0.86**	ug/L	1.0	0.86	1		10/20/21 19:00	104-51-8	
n-Hexane	**<1.5**	ug/L	5.0	1.5	1		10/20/21 19:00	110-54-3	
n-Propylbenzene	**<0.35**	ug/L	1.0	0.35	1		10/20/21 19:00	103-65-1	
o-Xylene	**<0.35**	ug/L	1.0	0.35	1		10/20/21 19:00	95-47-6	
p-Isopropyltoluene	**<1.0**	ug/L	5.0	1.0	1		10/20/21 19:00	99-87-6	
sec-Butylbenzene	**<0.42**	ug/L	1.0	0.42	1		10/20/21 19:00	135-98-8	
tert-Butylbenzene	**<0.59**	ug/L	1.0	0.59	1		10/20/21 19:00	98-06-6	
trans-1,2-Dichloroethene	**<0.53**	ug/L	1.0	0.53	1		10/20/21 19:00	156-60-5	
trans-1,3-Dichloropropene	**<3.5**	ug/L	5.0	3.5	1		10/20/21 19:00	10061-02-6	
Surrogates									
4-Bromofluorobenzene (S)	94	%	70-130		1		10/20/21 19:00	460-00-4	
1,2-Dichlorobenzene-d4 (S)	100	%	70-130		1		10/20/21 19:00	2199-69-1	
Toluene-d8 (S)	100	%	70-130		1		10/20/21 19:00	2037-26-5	
2540C Total Dissolved Solids	Analytical Method: SM 2540C								
	Pace Analytical Services - Green Bay								
Total Dissolved Solids	**804**	mg/L	20.0	8.7	1		10/20/21 14:31		
2540D Total Suspended Solids	Analytical Method: SM 2540D								
	Pace Analytical Services - Green Bay								
Total Suspended Solids	**<0.95**	mg/L	2.0	0.95	1		10/20/21 16:25		

REPORT OF LABORATORY ANALYSIS

This report shall not be reproduced, except in full,
without the written consent of Pace Analytical Services, LLC.

Pace Analytical Services, LLC
1241 Bellevue Street - Suite 9
Green Bay, WI 54302
(920)469-2436

ANALYTICAL RESULTS

Project: A214201 MADISON KIPP CORP.
Pace Project No.: 40235451

Sample: MW-5D-202110 **Lab ID: 40235451023** Collected: 10/15/21 10:23 Received: 10/19/21 08:15 Matrix: Water

Parameters	Results	Units	LOQ	LOD	DF	Prepared	Analyzed	CAS No.	Qual
8260 MSV	Analytical Method: EPA 8260 Pace Analytical Services - Green Bay								
1,1,1,2-Tetrachloroethane	**<3.6**	ug/L	10.0	3.6	10		10/21/21 18:56	630-20-6	
1,1,1-Trichloroethane	**<3.0**	ug/L	10.0	3.0	10		10/21/21 18:56	71-55-6	
1,1,2,2-Tetrachloroethane	**<3.8**	ug/L	10.0	3.8	10		10/21/21 18:56	79-34-5	
1,1,2-Trichloroethane	**<3.4**	ug/L	50.0	3.4	10		10/21/21 18:56	79-00-5	
1,1,2-Trichlorotrifluoroethane	**<3.8**	ug/L	50.0	3.8	10		10/21/21 18:56	76-13-1	
1,1-Dichloroethane	**<3.0**	ug/L	10.0	3.0	10		10/21/21 18:56	75-34-3	
1,1-Dichloroethene	**<5.8**	ug/L	10.0	5.8	10		10/21/21 18:56	75-35-4	
1,1-Dichloropropene	**<4.1**	ug/L	10.0	4.1	10		10/21/21 18:56	563-58-6	
1,2,3-Trichlorobenzene	**<10.2**	ug/L	50.0	10.2	10		10/21/21 18:56	87-61-6	
1,2,3-Trichloropropane	**<5.6**	ug/L	50.0	5.6	10		10/21/21 18:56	96-18-4	
1,2,4-Trichlorobenzene	**<9.5**	ug/L	50.0	9.5	10		10/21/21 18:56	120-82-1	
1,2,4-Trimethylbenzene	**<4.5**	ug/L	10.0	4.5	10		10/21/21 18:56	95-63-6	
1,2-Dibromo-3-chloropropane	**<23.7**	ug/L	50.0	23.7	10		10/21/21 18:56	96-12-8	
1,2-Dibromoethane (EDB)	**<3.1**	ug/L	10.0	3.1	10		10/21/21 18:56	106-93-4	
1,2-Dichlorobenzene	**<3.3**	ug/L	10.0	3.3	10		10/21/21 18:56	95-50-1	
1,2-Dichloroethane	**<2.9**	ug/L	10.0	2.9	10		10/21/21 18:56	107-06-2	
1,2-Dichloropropane	**<4.5**	ug/L	10.0	4.5	10		10/21/21 18:56	78-87-5	
1,3,5-Trimethylbenzene	**<3.6**	ug/L	10.0	3.6	10		10/21/21 18:56	108-67-8	
1,3-Dichlorobenzene	**<3.5**	ug/L	10.0	3.5	10		10/21/21 18:56	541-73-1	
1,3-Dichloropropane	**<3.0**	ug/L	10.0	3.0	10		10/21/21 18:56	142-28-9	
1,4-Dichlorobenzene	**<8.9**	ug/L	10.0	8.9	10		10/21/21 18:56	106-46-7	
2,2-Dichloropropane	**<41.8**	ug/L	50.0	41.8	10		10/21/21 18:56	594-20-7	
2-Butanone (MEK)	**<65.2**	ug/L	250	65.2	10		10/21/21 18:56	78-93-3	
2-Chlorotoluene	**<8.9**	ug/L	50.0	8.9	10		10/21/21 18:56	95-49-8	
4-Chlorotoluene	**<8.9**	ug/L	50.0	8.9	10		10/21/21 18:56	106-43-4	
4-Methyl-2-pentanone (MIBK)	**<59.5**	ug/L	250	59.5	10		10/21/21 18:56	108-10-1	
Acetone	**<86.4**	ug/L	250	86.4	10		10/21/21 18:56	67-64-1	
Benzene	**<3.0**	ug/L	10.0	3.0	10		10/21/21 18:56	71-43-2	
Bromobenzene	**<3.6**	ug/L	10.0	3.6	10		10/21/21 18:56	108-86-1	
Bromochloromethane	**<3.6**	ug/L	50.0	3.6	10		10/21/21 18:56	74-97-5	
Bromodichloromethane	**<4.2**	ug/L	10.0	4.2	10		10/21/21 18:56	75-27-4	
Bromoform	**<38.0**	ug/L	50.0	38.0	10		10/21/21 18:56	75-25-2	
Bromomethane	**<11.9**	ug/L	50.0	11.9	10		10/21/21 18:56	74-83-9	
Carbon disulfide	**<11.0**	ug/L	50.0	11.0	10		10/21/21 18:56	75-15-0	
Carbon tetrachloride	**<3.7**	ug/L	10.0	3.7	10		10/21/21 18:56	56-23-5	
Chlorobenzene	**<8.6**	ug/L	10.0	8.6	10		10/21/21 18:56	108-90-7	
Chloroethane	**<13.8**	ug/L	50.0	13.8	10		10/21/21 18:56	75-00-3	
Chloroform	**<11.8**	ug/L	50.0	11.8	10		10/21/21 18:56	67-66-3	
Chloromethane	**<16.4**	ug/L	50.0	16.4	10		10/21/21 18:56	74-87-3	
Dibromochloromethane	**<26.4**	ug/L	50.0	26.4	10		10/21/21 18:56	124-48-1	
Dibromomethane	**<9.9**	ug/L	50.0	9.9	10		10/21/21 18:56	74-95-3	
Dichlorodifluoromethane	**<4.6**	ug/L	50.0	4.6	10		10/21/21 18:56	75-71-8	
Diisopropyl ether	**<11.0**	ug/L	50.0	11.0	10		10/21/21 18:56	108-20-3	
Ethylbenzene	**<3.3**	ug/L	10.0	3.3	10		10/21/21 18:56	100-41-4	
Hexachloro-1,3-butadiene	**<27.4**	ug/L	50.0	27.4	10		10/21/21 18:56	87-68-3	

REPORT OF LABORATORY ANALYSIS

This report shall not be reproduced, except in full,
without the written consent of Pace Analytical Services, LLC.

Pace Analytical Services, LLC
1241 Bellevue Street - Suite 9
Green Bay, WI 54302
(920)469-2436

ANALYTICAL RESULTS

Project: A214201 MADISON KIPP CORP.
Pace Project No.: 40235451

Sample: MW-5D-202110 **Lab ID: 40235451023** Collected: 10/15/21 10:23 Received: 10/19/21 08:15 Matrix: Water

Parameters	Results	Units	LOQ	LOD	DF	Prepared	Analyzed	CAS No.	Qual
8260 MSV	Analytical Method: EPA 8260 Pace Analytical Services - Green Bay								
Isopropylbenzene (Cumene)	**<10.0**	ug/L	50.0	10.0	10		10/21/21 18:56	98-82-8	
Methyl-tert-butyl ether	**<11.3**	ug/L	50.0	11.3	10		10/21/21 18:56	1634-04-4	
Methylene Chloride	**<3.2**	ug/L	50.0	3.2	10		10/21/21 18:56	75-09-2	
Naphthalene	**<11.3**	ug/L	50.0	11.3	10		10/21/21 18:56	91-20-3	
Styrene	**<3.6**	ug/L	10.0	3.6	10		10/21/21 18:56	100-42-5	
Tetrachloroethene	**375**	ug/L	10.0	4.1	10		10/21/21 18:56	127-18-4	
Tetrahydrofuran	**<24.2**	ug/L	250	24.2	10		10/21/21 18:56	109-99-9	
Toluene	**<2.9**	ug/L	10.0	2.9	10		10/21/21 18:56	108-88-3	
Trichloroethene	**8.4J**	ug/L	10.0	3.2	10		10/21/21 18:56	79-01-6	
Trichlorofluoromethane	**<4.2**	ug/L	10.0	4.2	10		10/21/21 18:56	75-69-4	
Vinyl chloride	**<1.7**	ug/L	10.0	1.7	10		10/21/21 18:56	75-01-4	
Xylene (Total)	**<10.5**	ug/L	30.0	10.5	10		10/21/21 18:56	1330-20-7	
cis-1,2-Dichloroethene	**10.1**	ug/L	10.0	4.7	10		10/21/21 18:56	156-59-2	
cis-1,3-Dichloropropene	**<3.6**	ug/L	10.0	3.6	10		10/21/21 18:56	10061-01-5	
m&p-Xylene	**<7.0**	ug/L	20.0	7.0	10		10/21/21 18:56	179601-23-1	
n-Butylbenzene	**<8.6**	ug/L	10.0	8.6	10		10/21/21 18:56	104-51-8	
n-Hexane	**<14.6**	ug/L	50.0	14.6	10		10/21/21 18:56	110-54-3	
n-Propylbenzene	**<3.5**	ug/L	10.0	3.5	10		10/21/21 18:56	103-65-1	
o-Xylene	**<3.5**	ug/L	10.0	3.5	10		10/21/21 18:56	95-47-6	
p-Isopropyltoluene	**<10.4**	ug/L	50.0	10.4	10		10/21/21 18:56	99-87-6	
sec-Butylbenzene	**<4.2**	ug/L	10.0	4.2	10		10/21/21 18:56	135-98-8	
tert-Butylbenzene	**<5.9**	ug/L	10.0	5.9	10		10/21/21 18:56	98-06-6	
trans-1,2-Dichloroethene	**<5.3**	ug/L	10.0	5.3	10		10/21/21 18:56	156-60-5	
trans-1,3-Dichloropropene	**<34.6**	ug/L	50.0	34.6	10		10/21/21 18:56	10061-02-6	
Surrogates									
4-Bromofluorobenzene (S)	92	%	70-130		10		10/21/21 18:56	460-00-4	
1,2-Dichlorobenzene-d4 (S)	101	%	70-130		10		10/21/21 18:56	2199-69-1	
Toluene-d8 (S)	100	%	70-130		10		10/21/21 18:56	2037-26-5	

REPORT OF LABORATORY ANALYSIS

This report shall not be reproduced, except in full,
without the written consent of Pace Analytical Services, LLC.

Pace Analytical Services, LLC
1241 Bellevue Street - Suite 9
Green Bay, WI 54302
(920)469-2436

ANALYTICAL RESULTS

Project: A214201 MADISON KIPP CORP.
Pace Project No.: 40235451

Sample: MW-5D2-202110 **Lab ID: 40235451024** Collected: 10/15/21 10:11 Received: 10/19/21 08:15 Matrix: Water

Parameters	Results	Units	LOQ	LOD	DF	Prepared	Analyzed	CAS No.	Qual
8260 MSV	Analytical Method: EPA 8260 Pace Analytical Services - Green Bay								
1,1,1,2-Tetrachloroethane	**<8.9**	ug/L	25.0	8.9	25		10/21/21 18:37	630-20-6	
1,1,1-Trichloroethane	**<7.6**	ug/L	25.0	7.6	25		10/21/21 18:37	71-55-6	
1,1,2,2-Tetrachloroethane	**<9.4**	ug/L	25.0	9.4	25		10/21/21 18:37	79-34-5	
1,1,2-Trichloroethane	**<8.6**	ug/L	125	8.6	25		10/21/21 18:37	79-00-5	
1,1,2-Trichlorotrifluoroethane	**<9.5**	ug/L	125	9.5	25		10/21/21 18:37	76-13-1	
1,1-Dichloroethane	**<7.4**	ug/L	25.0	7.4	25		10/21/21 18:37	75-34-3	
1,1-Dichloroethene	**<14.6**	ug/L	25.0	14.6	25		10/21/21 18:37	75-35-4	
1,1-Dichloropropene	**<10.3**	ug/L	25.0	10.3	25		10/21/21 18:37	563-58-6	
1,2,3-Trichlorobenzene	**<25.5**	ug/L	125	25.5	25		10/21/21 18:37	87-61-6	
1,2,3-Trichloropropane	**<13.9**	ug/L	125	13.9	25		10/21/21 18:37	96-18-4	
1,2,4-Trichlorobenzene	**<23.8**	ug/L	125	23.8	25		10/21/21 18:37	120-82-1	
1,2,4-Trimethylbenzene	**<11.2**	ug/L	25.0	11.2	25		10/21/21 18:37	95-63-6	
1,2-Dibromo-3-chloropropane	**<59.2**	ug/L	125	59.2	25		10/21/21 18:37	96-12-8	
1,2-Dibromoethane (EDB)	**<7.7**	ug/L	25.0	7.7	25		10/21/21 18:37	106-93-4	
1,2-Dichlorobenzene	**<8.1**	ug/L	25.0	8.1	25		10/21/21 18:37	95-50-1	
1,2-Dichloroethane	**<7.3**	ug/L	25.0	7.3	25		10/21/21 18:37	107-06-2	
1,2-Dichloropropane	**<11.2**	ug/L	25.0	11.2	25		10/21/21 18:37	78-87-5	
1,3,5-Trimethylbenzene	**<8.9**	ug/L	25.0	8.9	25		10/21/21 18:37	108-67-8	
1,3-Dichlorobenzene	**<8.8**	ug/L	25.0	8.8	25		10/21/21 18:37	541-73-1	
1,3-Dichloropropane	**<7.6**	ug/L	25.0	7.6	25		10/21/21 18:37	142-28-9	
1,4-Dichlorobenzene	**<22.3**	ug/L	25.0	22.3	25		10/21/21 18:37	106-46-7	
2,2-Dichloropropane	**<104**	ug/L	125	104	25		10/21/21 18:37	594-20-7	
2-Butanone (MEK)	**<163**	ug/L	625	163	25		10/21/21 18:37	78-93-3	
2-Chlorotoluene	**<22.2**	ug/L	125	22.2	25		10/21/21 18:37	95-49-8	
2-Hexanone	**<157**	ug/L	625	157	25		10/21/21 18:37	591-78-6	
4-Chlorotoluene	**<22.4**	ug/L	125	22.4	25		10/21/21 18:37	106-43-4	
4-Methyl-2-pentanone (MIBK)	**<149**	ug/L	625	149	25		10/21/21 18:37	108-10-1	
Acetone	**<216**	ug/L	625	216	25		10/21/21 18:37	67-64-1	
Benzene	**<7.4**	ug/L	25.0	7.4	25		10/21/21 18:37	71-43-2	
Bromobenzene	**<9.0**	ug/L	25.0	9.0	25		10/21/21 18:37	108-86-1	
Bromochloromethane	**<8.9**	ug/L	125	8.9	25		10/21/21 18:37	74-97-5	
Bromodichloromethane	**<10.4**	ug/L	25.0	10.4	25		10/21/21 18:37	75-27-4	
Bromoform	**<95.0**	ug/L	125	95.0	25		10/21/21 18:37	75-25-2	
Bromomethane	**<29.8**	ug/L	125	29.8	25		10/21/21 18:37	74-83-9	
Carbon disulfide	**<27.6**	ug/L	125	27.6	25		10/21/21 18:37	75-15-0	
Carbon tetrachloride	**<9.2**	ug/L	25.0	9.2	25		10/21/21 18:37	56-23-5	
Chlorobenzene	**<21.4**	ug/L	25.0	21.4	25		10/21/21 18:37	108-90-7	
Chloroethane	**<34.5**	ug/L	125	34.5	25		10/21/21 18:37	75-00-3	
Chloroform	**<29.6**	ug/L	125	29.6	25		10/21/21 18:37	67-66-3	
Chloromethane	**<40.9**	ug/L	125	40.9	25		10/21/21 18:37	74-87-3	
Dibromochloromethane	**<66.1**	ug/L	125	66.1	25		10/21/21 18:37	124-48-1	
Dibromomethane	**<24.8**	ug/L	125	24.8	25		10/21/21 18:37	74-95-3	
Dichlorodifluoromethane	**<11.4**	ug/L	125	11.4	25		10/21/21 18:37	75-71-8	
Diisopropyl ether	**<27.5**	ug/L	125	27.5	25		10/21/21 18:37	108-20-3	
Ethylbenzene	**<8.1**	ug/L	25.0	8.1	25		10/21/21 18:37	100-41-4	

This report shall not be reproduced, except in full,
without the written consent of Pace Analytical Services, LLC.

Pace Analytical Services, LLC
1241 Bellevue Street - Suite 9
Green Bay, WI 54302
(920)469-2436

ANALYTICAL RESULTS

Project: A214201 MADISON KIPP CORP.
Pace Project No.: 40235451

Sample: MW-5D2-202110 **Lab ID: 40235451024** Collected: 10/15/21 10:11 Received: 10/19/21 08:15 Matrix: Water

Parameters	Results	Units	LOQ	LOD	DF	Prepared	Analyzed	CAS No.	Qual
8260 MSV	Analytical Method: EPA 8260 Pace Analytical Services - Green Bay								
Hexachloro-1,3-butadiene	**<68.4**	ug/L	125	68.4	25		10/21/21 18:37	87-68-3	
Isopropylbenzene (Cumene)	**<25.0**	ug/L	125	25.0	25		10/21/21 18:37	98-82-8	
Methyl-tert-butyl ether	**<28.2**	ug/L	125	28.2	25		10/21/21 18:37	1634-04-4	
Methylene Chloride	**<8.0**	ug/L	125	8.0	25		10/21/21 18:37	75-09-2	
Naphthalene	**<28.2**	ug/L	125	28.2	25		10/21/21 18:37	91-20-3	
Styrene	**<8.9**	ug/L	25.0	8.9	25		10/21/21 18:37	100-42-5	
Tetrachloroethene	**3540**	ug/L	25.0	10.2	25		10/21/21 18:37	127-18-4	
Tetrahydrofuran	**<60.5**	ug/L	625	60.5	25		10/21/21 18:37	109-99-9	
Toluene	**<7.2**	ug/L	25.0	7.2	25		10/21/21 18:37	108-88-3	
Trichloroethene	**43.8**	ug/L	25.0	8.0	25		10/21/21 18:37	79-01-6	
Trichlorofluoromethane	**<10.5**	ug/L	25.0	10.5	25		10/21/21 18:37	75-69-4	
Vinyl chloride	**<4.4**	ug/L	25.0	4.4	25		10/21/21 18:37	75-01-4	
Xylene (Total)	**<26.2**	ug/L	75.0	26.2	25		10/21/21 18:37	1330-20-7	
cis-1,2-Dichloroethene	**22.2J**	ug/L	25.0	11.8	25		10/21/21 18:37	156-59-2	
cis-1,3-Dichloropropene	**<9.0**	ug/L	25.0	9.0	25		10/21/21 18:37	10061-01-5	
m&p-Xylene	**<17.5**	ug/L	50.0	17.5	25		10/21/21 18:37	179601-23-1	
n-Butylbenzene	**<21.4**	ug/L	25.0	21.4	25		10/21/21 18:37	104-51-8	
n-Hexane	**<36.6**	ug/L	125	36.6	25		10/21/21 18:37	110-54-3	
n-Propylbenzene	**<8.6**	ug/L	25.0	8.6	25		10/21/21 18:37	103-65-1	
o-Xylene	**<8.7**	ug/L	25.0	8.7	25		10/21/21 18:37	95-47-6	
p-Isopropyltoluene	**<26.1**	ug/L	125	26.1	25		10/21/21 18:37	99-87-6	
sec-Butylbenzene	**<10.6**	ug/L	25.0	10.6	25		10/21/21 18:37	135-98-8	
tert-Butylbenzene	**<14.7**	ug/L	25.0	14.7	25		10/21/21 18:37	98-06-6	
trans-1,2-Dichloroethene	**<13.2**	ug/L	25.0	13.2	25		10/21/21 18:37	156-60-5	
trans-1,3-Dichloropropene	**<86.6**	ug/L	125	86.6	25		10/21/21 18:37	10061-02-6	
Surrogates									
4-Bromofluorobenzene (S)	93	%	70-130		25		10/21/21 18:37	460-00-4	
1,2-Dichlorobenzene-d4 (S)	99	%	70-130		25		10/21/21 18:37	2199-69-1	
Toluene-d8 (S)	100	%	70-130		25		10/21/21 18:37	2037-26-5	

REPORT OF LABORATORY ANALYSIS

This report shall not be reproduced, except in full,
without the written consent of Pace Analytical Services, LLC.

Pace Analytical Services, LLC
1241 Bellevue Street - Suite 9
Green Bay, WI 54302
(920)469-2436

ANALYTICAL RESULTS

Project: A214201 MADISON KIPP CORP.
Pace Project No.: 40235451

Sample: MW-5D3-202110 **Lab ID: 40235451025** Collected: 10/14/21 15:23 Received: 10/19/21 08:15 Matrix: Water

Parameters	Results	Units	LOQ	LOD	DF	Prepared	Analyzed	CAS No.	Qual
8260 MSV	Analytical Method: EPA 8260 Pace Analytical Services - Green Bay								
1,1,1,2-Tetrachloroethane	**<0.36**	ug/L	1.0	0.36	1		10/21/21 14:06	630-20-6	
1,1,1-Trichloroethane	**<0.30**	ug/L	1.0	0.30	1		10/21/21 14:06	71-55-6	
1,1,2,2-Tetrachloroethane	**<0.38**	ug/L	1.0	0.38	1		10/21/21 14:06	79-34-5	
1,1,2-Trichloroethane	**<0.34**	ug/L	5.0	0.34	1		10/21/21 14:06	79-00-5	
1,1,2-Trichlorotrifluoroethane	**<0.38**	ug/L	5.0	0.38	1		10/21/21 14:06	76-13-1	
1,1-Dichloroethane	**<0.30**	ug/L	1.0	0.30	1		10/21/21 14:06	75-34-3	
1,1-Dichloroethene	**<0.58**	ug/L	1.0	0.58	1		10/21/21 14:06	75-35-4	
1,1-Dichloropropene	**<0.41**	ug/L	1.0	0.41	1		10/21/21 14:06	563-58-6	
1,2,3-Trichlorobenzene	**<1.0**	ug/L	5.0	1.0	1		10/21/21 14:06	87-61-6	
1,2,3-Trichloropropane	**<0.56**	ug/L	5.0	0.56	1		10/21/21 14:06	96-18-4	
1,2,4-Trichlorobenzene	**<0.95**	ug/L	5.0	0.95	1		10/21/21 14:06	120-82-1	
1,2,4-Trimethylbenzene	**<0.45**	ug/L	1.0	0.45	1		10/21/21 14:06	95-63-6	
1,2-Dibromo-3-chloropropane	**<2.4**	ug/L	5.0	2.4	1		10/21/21 14:06	96-12-8	
1,2-Dibromoethane (EDB)	**<0.31**	ug/L	1.0	0.31	1		10/21/21 14:06	106-93-4	
1,2-Dichlorobenzene	**<0.33**	ug/L	1.0	0.33	1		10/21/21 14:06	95-50-1	
1,2-Dichloroethane	**<0.29**	ug/L	1.0	0.29	1		10/21/21 14:06	107-06-2	
1,2-Dichloropropane	**<0.45**	ug/L	1.0	0.45	1		10/21/21 14:06	78-87-5	
1,3,5-Trimethylbenzene	**<0.36**	ug/L	1.0	0.36	1		10/21/21 14:06	108-67-8	
1,3-Dichlorobenzene	**<0.35**	ug/L	1.0	0.35	1		10/21/21 14:06	541-73-1	
1,3-Dichloropropane	**<0.30**	ug/L	1.0	0.30	1		10/21/21 14:06	142-28-9	
1,4-Dichlorobenzene	**<0.89**	ug/L	1.0	0.89	1		10/21/21 14:06	106-46-7	
2,2-Dichloropropane	**<4.2**	ug/L	5.0	4.2	1		10/21/21 14:06	594-20-7	
2-Butanone (MEK)	**<6.5**	ug/L	25.0	6.5	1		10/21/21 14:06	78-93-3	
2-Chlorotoluene	**<0.89**	ug/L	5.0	0.89	1		10/21/21 14:06	95-49-8	
2-Hexanone	**<6.3**	ug/L	25.0	6.3	1		10/21/21 14:06	591-78-6	
4-Chlorotoluene	**<0.89**	ug/L	5.0	0.89	1		10/21/21 14:06	106-43-4	
4-Methyl-2-pentanone (MIBK)	**<6.0**	ug/L	25.0	6.0	1		10/21/21 14:06	108-10-1	
Acetone	**<8.6**	ug/L	25.0	8.6	1		10/21/21 14:06	67-64-1	
Benzene	**<0.30**	ug/L	1.0	0.30	1		10/21/21 14:06	71-43-2	
Bromobenzene	**<0.36**	ug/L	1.0	0.36	1		10/21/21 14:06	108-86-1	
Bromochloromethane	**<0.36**	ug/L	5.0	0.36	1		10/21/21 14:06	74-97-5	
Bromodichloromethane	**<0.42**	ug/L	1.0	0.42	1		10/21/21 14:06	75-27-4	
Bromoform	**<3.8**	ug/L	5.0	3.8	1		10/21/21 14:06	75-25-2	
Bromomethane	**<1.2**	ug/L	5.0	1.2	1		10/21/21 14:06	74-83-9	
Carbon disulfide	**<1.1**	ug/L	5.0	1.1	1		10/21/21 14:06	75-15-0	
Carbon tetrachloride	**<0.37**	ug/L	1.0	0.37	1		10/21/21 14:06	56-23-5	
Chlorobenzene	**<0.86**	ug/L	1.0	0.86	1		10/21/21 14:06	108-90-7	
Chloroethane	**<1.4**	ug/L	5.0	1.4	1		10/21/21 14:06	75-00-3	
Chloroform	**<1.2**	ug/L	5.0	1.2	1		10/21/21 14:06	67-66-3	
Chloromethane	**<1.6**	ug/L	5.0	1.6	1		10/21/21 14:06	74-87-3	
Dibromochloromethane	**<2.6**	ug/L	5.0	2.6	1		10/21/21 14:06	124-48-1	
Dibromomethane	**<0.99**	ug/L	5.0	0.99	1		10/21/21 14:06	74-95-3	
Dichlorodifluoromethane	**<0.46**	ug/L	5.0	0.46	1		10/21/21 14:06	75-71-8	
Diisopropyl ether	**<1.1**	ug/L	5.0	1.1	1		10/21/21 14:06	108-20-3	
Ethylbenzene	**<0.33**	ug/L	1.0	0.33	1		10/21/21 14:06	100-41-4	

This report shall not be reproduced, except in full,
without the written consent of Pace Analytical Services, LLC.

Pace Analytical Services, LLC
1241 Bellevue Street - Suite 9
Green Bay, WI 54302
(920)469-2436

ANALYTICAL RESULTS

Project: A214201 MADISON KIPP CORP.
Pace Project No.: 40235451

Sample: MW-5D3-202110 **Lab ID: 40235451025** Collected: 10/14/21 15:23 Received: 10/19/21 08:15 Matrix: Water

Parameters	Results	Units	LOQ	LOD	DF	Prepared	Analyzed	CAS No.	Qual
8260 MSV	Analytical Method: EPA 8260 Pace Analytical Services - Green Bay								
Hexachloro-1,3-butadiene	**<2.7**	ug/L	5.0	2.7	1		10/21/21 14:06	87-68-3	
Isopropylbenzene (Cumene)	**<1.0**	ug/L	5.0	1.0	1		10/21/21 14:06	98-82-8	
Methyl-tert-butyl ether	**<1.1**	ug/L	5.0	1.1	1		10/21/21 14:06	1634-04-4	
Methylene Chloride	**<0.32**	ug/L	5.0	0.32	1		10/21/21 14:06	75-09-2	
Naphthalene	**<1.1**	ug/L	5.0	1.1	1		10/21/21 14:06	91-20-3	
Styrene	**<0.36**	ug/L	1.0	0.36	1		10/21/21 14:06	100-42-5	
Tetrachloroethene	**<0.41**	ug/L	1.0	0.41	1		10/21/21 14:06	127-18-4	
Tetrahydrofuran	**<2.4**	ug/L	25.0	2.4	1		10/21/21 14:06	109-99-9	
Toluene	**<0.29**	ug/L	1.0	0.29	1		10/21/21 14:06	108-88-3	
Trichloroethene	**<0.32**	ug/L	1.0	0.32	1		10/21/21 14:06	79-01-6	
Trichlorofluoromethane	**<0.42**	ug/L	1.0	0.42	1		10/21/21 14:06	75-69-4	
Vinyl chloride	**<0.17**	ug/L	1.0	0.17	1		10/21/21 14:06	75-01-4	
Xylene (Total)	**<1.0**	ug/L	3.0	1.0	1		10/21/21 14:06	1330-20-7	
cis-1,2-Dichloroethene	**<0.47**	ug/L	1.0	0.47	1		10/21/21 14:06	156-59-2	
cis-1,3-Dichloropropene	**<0.36**	ug/L	1.0	0.36	1		10/21/21 14:06	10061-01-5	
m&p-Xylene	**<0.70**	ug/L	2.0	0.70	1		10/21/21 14:06	179601-23-1	
n-Butylbenzene	**<0.86**	ug/L	1.0	0.86	1		10/21/21 14:06	104-51-8	
n-Hexane	**<1.5**	ug/L	5.0	1.5	1		10/21/21 14:06	110-54-3	
n-Propylbenzene	**<0.35**	ug/L	1.0	0.35	1		10/21/21 14:06	103-65-1	
o-Xylene	**<0.35**	ug/L	1.0	0.35	1		10/21/21 14:06	95-47-6	
p-Isopropyltoluene	**<1.0**	ug/L	5.0	1.0	1		10/21/21 14:06	99-87-6	
sec-Butylbenzene	**<0.42**	ug/L	1.0	0.42	1		10/21/21 14:06	135-98-8	
tert-Butylbenzene	**<0.59**	ug/L	1.0	0.59	1		10/21/21 14:06	98-06-6	
trans-1,2-Dichloroethene	**<0.53**	ug/L	1.0	0.53	1		10/21/21 14:06	156-60-5	
trans-1,3-Dichloropropene	**<3.5**	ug/L	5.0	3.5	1		10/21/21 14:06	10061-02-6	
Surrogates									
4-Bromofluorobenzene (S)	95	%	70-130		1		10/21/21 14:06	460-00-4	
1,2-Dichlorobenzene-d4 (S)	102	%	70-130		1		10/21/21 14:06	2199-69-1	
Toluene-d8 (S)	100	%	70-130		1		10/21/21 14:06	2037-26-5	

REPORT OF LABORATORY ANALYSIS

This report shall not be reproduced, except in full,
without the written consent of Pace Analytical Services, LLC.

Pace Analytical Services, LLC
1241 Bellevue Street - Suite 9
Green Bay, WI 54302
(920)469-2436

ANALYTICAL RESULTS

Project: A214201 MADISON KIPP CORP.
Pace Project No.: 40235451

Sample: MW-6S-202110 **Lab ID: 40235451026** Collected: 10/14/21 12:52 Received: 10/19/21 08:15 Matrix: Water

Parameters	Results	Units	LOQ	LOD	DF	Prepared	Analyzed	CAS No.	Qual
8260 MSV	Analytical Method: EPA 8260 Pace Analytical Services - Green Bay								
1,1,1,2-Tetrachloroethane	**<0.36**	ug/L	1.0	0.36	1		10/21/21 14:25	630-20-6	
1,1,1-Trichloroethane	**<0.30**	ug/L	1.0	0.30	1		10/21/21 14:25	71-55-6	
1,1,2,2-Tetrachloroethane	**<0.38**	ug/L	1.0	0.38	1		10/21/21 14:25	79-34-5	
1,1,2-Trichloroethane	**<0.34**	ug/L	5.0	0.34	1		10/21/21 14:25	79-00-5	
1,1,2-Trichlorotrifluoroethane	**<0.38**	ug/L	5.0	0.38	1		10/21/21 14:25	76-13-1	
1,1-Dichloroethane	**<0.30**	ug/L	1.0	0.30	1		10/21/21 14:25	75-34-3	
1,1-Dichloroethene	**<0.58**	ug/L	1.0	0.58	1		10/21/21 14:25	75-35-4	
1,1-Dichloropropene	**<0.41**	ug/L	1.0	0.41	1		10/21/21 14:25	563-58-6	
1,2,3-Trichlorobenzene	**<1.0**	ug/L	5.0	1.0	1		10/21/21 14:25	87-61-6	
1,2,3-Trichloropropane	**<0.56**	ug/L	5.0	0.56	1		10/21/21 14:25	96-18-4	
1,2,4-Trichlorobenzene	**<0.95**	ug/L	5.0	0.95	1		10/21/21 14:25	120-82-1	
1,2,4-Trimethylbenzene	**<0.45**	ug/L	1.0	0.45	1		10/21/21 14:25	95-63-6	
1,2-Dibromo-3-chloropropane	**<2.4**	ug/L	5.0	2.4	1		10/21/21 14:25	96-12-8	
1,2-Dibromoethane (EDB)	**<0.31**	ug/L	1.0	0.31	1		10/21/21 14:25	106-93-4	
1,2-Dichlorobenzene	**<0.33**	ug/L	1.0	0.33	1		10/21/21 14:25	95-50-1	
1,2-Dichloroethane	**<0.29**	ug/L	1.0	0.29	1		10/21/21 14:25	107-06-2	
1,2-Dichloropropane	**<0.45**	ug/L	1.0	0.45	1		10/21/21 14:25	78-87-5	
1,3,5-Trimethylbenzene	**<0.36**	ug/L	1.0	0.36	1		10/21/21 14:25	108-67-8	
1,3-Dichlorobenzene	**<0.35**	ug/L	1.0	0.35	1		10/21/21 14:25	541-73-1	
1,3-Dichloropropane	**<0.30**	ug/L	1.0	0.30	1		10/21/21 14:25	142-28-9	
1,4-Dichlorobenzene	**<0.89**	ug/L	1.0	0.89	1		10/21/21 14:25	106-46-7	
2,2-Dichloropropane	**<4.2**	ug/L	5.0	4.2	1		10/21/21 14:25	594-20-7	
2-Butanone (MEK)	**<6.5**	ug/L	25.0	6.5	1		10/21/21 14:25	78-93-3	
2-Chlorotoluene	**<0.89**	ug/L	5.0	0.89	1		10/21/21 14:25	95-49-8	
2-Hexanone	**<6.3**	ug/L	25.0	6.3	1		10/21/21 14:25	591-78-6	
4-Chlorotoluene	**<0.89**	ug/L	5.0	0.89	1		10/21/21 14:25	106-43-4	
4-Methyl-2-pentanone (MIBK)	**<6.0**	ug/L	25.0	6.0	1		10/21/21 14:25	108-10-1	
Acetone	**<8.6**	ug/L	25.0	8.6	1		10/21/21 14:25	67-64-1	
Benzene	**<0.30**	ug/L	1.0	0.30	1		10/21/21 14:25	71-43-2	
Bromobenzene	**<0.36**	ug/L	1.0	0.36	1		10/21/21 14:25	108-86-1	
Bromochloromethane	**<0.36**	ug/L	5.0	0.36	1		10/21/21 14:25	74-97-5	
Bromodichloromethane	**<0.42**	ug/L	1.0	0.42	1		10/21/21 14:25	75-27-4	
Bromoform	**<3.8**	ug/L	5.0	3.8	1		10/21/21 14:25	75-25-2	
Bromomethane	**<1.2**	ug/L	5.0	1.2	1		10/21/21 14:25	74-83-9	
Carbon disulfide	**<1.1**	ug/L	5.0	1.1	1		10/21/21 14:25	75-15-0	
Carbon tetrachloride	**<0.37**	ug/L	1.0	0.37	1		10/21/21 14:25	56-23-5	
Chlorobenzene	**<0.86**	ug/L	1.0	0.86	1		10/21/21 14:25	108-90-7	
Chloroethane	**<1.4**	ug/L	5.0	1.4	1		10/21/21 14:25	75-00-3	
Chloroform	**<1.2**	ug/L	5.0	1.2	1		10/21/21 14:25	67-66-3	
Chloromethane	**<1.6**	ug/L	5.0	1.6	1		10/21/21 14:25	74-87-3	
Dibromochloromethane	**<2.6**	ug/L	5.0	2.6	1		10/21/21 14:25	124-48-1	
Dibromomethane	**<0.99**	ug/L	5.0	0.99	1		10/21/21 14:25	74-95-3	
Dichlorodifluoromethane	**<0.46**	ug/L	5.0	0.46	1		10/21/21 14:25	75-71-8	
Diisopropyl ether	**<1.1**	ug/L	5.0	1.1	1		10/21/21 14:25	108-20-3	
Ethylbenzene	**<0.33**	ug/L	1.0	0.33	1		10/21/21 14:25	100-41-4	

REPORT OF LABORATORY ANALYSIS

This report shall not be reproduced, except in full,
without the written consent of Pace Analytical Services, LLC.

Pace Analytical Services, LLC
1241 Bellevue Street - Suite 9
Green Bay, WI 54302
(920)469-2436

ANALYTICAL RESULTS

Project: A214201 MADISON KIPP CORP.
Pace Project No.: 40235451

Sample: MW-6S-202110 **Lab ID: 40235451026** Collected: 10/14/21 12:52 Received: 10/19/21 08:15 Matrix: Water

Parameters	Results	Units	LOQ	LOD	DF	Prepared	Analyzed	CAS No.	Qual
8260 MSV	Analytical Method: EPA 8260								
	Pace Analytical Services - Green Bay								
Hexachloro-1,3-butadiene	**<2.7**	ug/L	5.0	2.7	1		10/21/21 14:25	87-68-3	
Isopropylbenzene (Cumene)	**<1.0**	ug/L	5.0	1.0	1		10/21/21 14:25	98-82-8	
Methyl-tert-butyl ether	**<1.1**	ug/L	5.0	1.1	1		10/21/21 14:25	1634-04-4	
Methylene Chloride	**<0.32**	ug/L	5.0	0.32	1		10/21/21 14:25	75-09-2	
Naphthalene	**<1.1**	ug/L	5.0	1.1	1		10/21/21 14:25	91-20-3	
Styrene	**<0.36**	ug/L	1.0	0.36	1		10/21/21 14:25	100-42-5	
Tetrachloroethene	**<0.41**	ug/L	1.0	0.41	1		10/21/21 14:25	127-18-4	
Tetrahydrofuran	**<2.4**	ug/L	25.0	2.4	1		10/21/21 14:25	109-99-9	
Toluene	**<0.29**	ug/L	1.0	0.29	1		10/21/21 14:25	108-88-3	
Trichloroethene	**<0.32**	ug/L	1.0	0.32	1		10/21/21 14:25	79-01-6	
Trichlorofluoromethane	**<0.42**	ug/L	1.0	0.42	1		10/21/21 14:25	75-69-4	
Vinyl chloride	**<0.17**	ug/L	1.0	0.17	1		10/21/21 14:25	75-01-4	
Xylene (Total)	**<1.0**	ug/L	3.0	1.0	1		10/21/21 14:25	1330-20-7	
cis-1,2-Dichloroethene	**<0.47**	ug/L	1.0	0.47	1		10/21/21 14:25	156-59-2	
cis-1,3-Dichloropropene	**<0.36**	ug/L	1.0	0.36	1		10/21/21 14:25	10061-01-5	
m&p-Xylene	**<0.70**	ug/L	2.0	0.70	1		10/21/21 14:25	179601-23-1	
n-Butylbenzene	**<0.86**	ug/L	1.0	0.86	1		10/21/21 14:25	104-51-8	
n-Hexane	**<1.5**	ug/L	5.0	1.5	1		10/21/21 14:25	110-54-3	
n-Propylbenzene	**<0.35**	ug/L	1.0	0.35	1		10/21/21 14:25	103-65-1	
o-Xylene	**<0.35**	ug/L	1.0	0.35	1		10/21/21 14:25	95-47-6	
p-Isopropyltoluene	**<1.0**	ug/L	5.0	1.0	1		10/21/21 14:25	99-87-6	
sec-Butylbenzene	**<0.42**	ug/L	1.0	0.42	1		10/21/21 14:25	135-98-8	
tert-Butylbenzene	**<0.59**	ug/L	1.0	0.59	1		10/21/21 14:25	98-06-6	
trans-1,2-Dichloroethene	**<0.53**	ug/L	1.0	0.53	1		10/21/21 14:25	156-60-5	
trans-1,3-Dichloropropene	**<3.5**	ug/L	5.0	3.5	1		10/21/21 14:25	10061-02-6	
Surrogates									
4-Bromofluorobenzene (S)	94	%	70-130		1		10/21/21 14:25	460-00-4	
1,2-Dichlorobenzene-d4 (S)	100	%	70-130		1		10/21/21 14:25	2199-69-1	
Toluene-d8 (S)	101	%	70-130		1		10/21/21 14:25	2037-26-5	
2540C Total Dissolved Solids	Analytical Method: SM 2540C								
	Pace Analytical Services - Green Bay								
Total Dissolved Solids	**6230**	mg/L	50.0	21.7	1		10/21/21 14:45		
2540D Total Suspended Solids	Analytical Method: SM 2540D								
	Pace Analytical Services - Green Bay								
Total Suspended Solids	**1.8J**	mg/L	2.0	0.95	1		10/20/21 16:25		

REPORT OF LABORATORY ANALYSIS

This report shall not be reproduced, except in full,
without the written consent of Pace Analytical Services, LLC.

Pace Analytical Services, LLC
1241 Bellevue Street - Suite 9
Green Bay, WI 54302
(920)469-2436

ANALYTICAL RESULTS

Project: A214201 MADISON KIPP CORP.
Pace Project No.: 40235451

Sample: MW-6D-202110 **Lab ID: 40235451027** Collected: 10/14/21 11:05 Received: 10/19/21 08:15 Matrix: Water

Parameters	Results	Units	LOQ	LOD	DF	Prepared	Analyzed	CAS No.	Qual
8260 MSV	Analytical Method: EPA 8260 Pace Analytical Services - Green Bay								
1,1,1,2-Tetrachloroethane	**<3.6**	ug/L	10.0	3.6	10		10/21/21 17:58	630-20-6	
1,1,1-Trichloroethane	**<3.0**	ug/L	10.0	3.0	10		10/21/21 17:58	71-55-6	
1,1,2,2-Tetrachloroethane	**<3.8**	ug/L	10.0	3.8	10		10/21/21 17:58	79-34-5	
1,1,2-Trichloroethane	**<3.4**	ug/L	50.0	3.4	10		10/21/21 17:58	79-00-5	
1,1,2-Trichlorotrifluoroethane	**<3.8**	ug/L	50.0	3.8	10		10/21/21 17:58	76-13-1	
1,1-Dichloroethane	**<3.0**	ug/L	10.0	3.0	10		10/21/21 17:58	75-34-3	
1,1-Dichloroethene	**<5.8**	ug/L	10.0	5.8	10		10/21/21 17:58	75-35-4	
1,1-Dichloropropene	**<4.1**	ug/L	10.0	4.1	10		10/21/21 17:58	563-58-6	
1,2,3-Trichlorobenzene	**<10.2**	ug/L	50.0	10.2	10		10/21/21 17:58	87-61-6	
1,2,3-Trichloropropane	**<5.6**	ug/L	50.0	5.6	10		10/21/21 17:58	96-18-4	
1,2,4-Trichlorobenzene	**<9.5**	ug/L	50.0	9.5	10		10/21/21 17:58	120-82-1	
1,2,4-Trimethylbenzene	**4.9J**	ug/L	10.0	4.5	10		10/21/21 17:58	95-63-6	
1,2-Dibromo-3-chloropropane	**<23.7**	ug/L	50.0	23.7	10		10/21/21 17:58	96-12-8	
1,2-Dibromoethane (EDB)	**<3.1**	ug/L	10.0	3.1	10		10/21/21 17:58	106-93-4	
1,2-Dichlorobenzene	**<3.3**	ug/L	10.0	3.3	10		10/21/21 17:58	95-50-1	
1,2-Dichloroethane	**<2.9**	ug/L	10.0	2.9	10		10/21/21 17:58	107-06-2	
1,2-Dichloropropane	**<4.5**	ug/L	10.0	4.5	10		10/21/21 17:58	78-87-5	
1,3,5-Trimethylbenzene	**<3.6**	ug/L	10.0	3.6	10		10/21/21 17:58	108-67-8	
1,3-Dichlorobenzene	**<3.5**	ug/L	10.0	3.5	10		10/21/21 17:58	541-73-1	
1,3-Dichloropropane	**<3.0**	ug/L	10.0	3.0	10		10/21/21 17:58	142-28-9	
1,4-Dichlorobenzene	**<8.9**	ug/L	10.0	8.9	10		10/21/21 17:58	106-46-7	
2,2-Dichloropropane	**<41.8**	ug/L	50.0	41.8	10		10/21/21 17:58	594-20-7	
2-Butanone (MEK)	**<65.2**	ug/L	250	65.2	10		10/21/21 17:58	78-93-3	
2-Chlorotoluene	**<8.9**	ug/L	50.0	8.9	10		10/21/21 17:58	95-49-8	
2-Hexanone	**<62.8**	ug/L	250	62.8	10		10/21/21 17:58	591-78-6	
4-Chlorotoluene	**<8.9**	ug/L	50.0	8.9	10		10/21/21 17:58	106-43-4	
4-Methyl-2-pentanone (MIBK)	**<59.5**	ug/L	250	59.5	10		10/21/21 17:58	108-10-1	
Acetone	**104J**	ug/L	250	86.4	10		10/21/21 17:58	67-64-1	
Benzene	**343**	ug/L	10.0	3.0	10		10/21/21 17:58	71-43-2	
Bromobenzene	**<3.6**	ug/L	10.0	3.6	10		10/21/21 17:58	108-86-1	
Bromochloromethane	**<3.6**	ug/L	50.0	3.6	10		10/21/21 17:58	74-97-5	
Bromodichloromethane	**<4.2**	ug/L	10.0	4.2	10		10/21/21 17:58	75-27-4	
Bromoform	**<38.0**	ug/L	50.0	38.0	10		10/21/21 17:58	75-25-2	
Bromomethane	**<11.9**	ug/L	50.0	11.9	10		10/21/21 17:58	74-83-9	
Carbon disulfide	**<11.0**	ug/L	50.0	11.0	10		10/21/21 17:58	75-15-0	
Carbon tetrachloride	**<3.7**	ug/L	10.0	3.7	10		10/21/21 17:58	56-23-5	
Chlorobenzene	**<8.6**	ug/L	10.0	8.6	10		10/21/21 17:58	108-90-7	
Chloroethane	**<13.8**	ug/L	50.0	13.8	10		10/21/21 17:58	75-00-3	
Chloroform	**<11.8**	ug/L	50.0	11.8	10		10/21/21 17:58	67-66-3	
Chloromethane	**<16.4**	ug/L	50.0	16.4	10		10/21/21 17:58	74-87-3	
Dibromochloromethane	**<26.4**	ug/L	50.0	26.4	10		10/21/21 17:58	124-48-1	
Dibromomethane	**<9.9**	ug/L	50.0	9.9	10		10/21/21 17:58	74-95-3	
Dichlorodifluoromethane	**<4.6**	ug/L	50.0	4.6	10		10/21/21 17:58	75-71-8	
Diisopropyl ether	**<11.0**	ug/L	50.0	11.0	10		10/21/21 17:58	108-20-3	
Ethylbenzene	**<3.3**	ug/L	10.0	3.3	10		10/21/21 17:58	100-41-4	

REPORT OF LABORATORY ANALYSIS

This report shall not be reproduced, except in full,
without the written consent of Pace Analytical Services, LLC.

Pace Analytical Services, LLC
1241 Bellevue Street - Suite 9
Green Bay, WI 54302
(920)469-2436

ANALYTICAL RESULTS

Project: A214201 MADISON KIPP CORP.
Pace Project No.: 40235451

Sample: MW-6D-202110 **Lab ID: 40235451027** Collected: 10/14/21 11:05 Received: 10/19/21 08:15 Matrix: Water

Parameters	Results	Units	LOQ	LOD	DF	Prepared	Analyzed	CAS No.	Qual
8260 MSV	Analytical Method: EPA 8260 Pace Analytical Services - Green Bay								
Hexachloro-1,3-butadiene	**<27.4**	ug/L	50.0	27.4	10		10/21/21 17:58	87-68-3	
Isopropylbenzene (Cumene)	**16.0J**	ug/L	50.0	10.0	10		10/21/21 17:58	98-82-8	
Methyl-tert-butyl ether	**<11.3**	ug/L	50.0	11.3	10		10/21/21 17:58	1634-04-4	
Methylene Chloride	**<3.2**	ug/L	50.0	3.2	10		10/21/21 17:58	75-09-2	
Naphthalene	**<11.3**	ug/L	50.0	11.3	10		10/21/21 17:58	91-20-3	
Styrene	**<3.6**	ug/L	10.0	3.6	10		10/21/21 17:58	100-42-5	
Tetrachloroethene	**<4.1**	ug/L	10.0	4.1	10		10/21/21 17:58	127-18-4	
Tetrahydrofuran	**<24.2**	ug/L	250	24.2	10		10/21/21 17:58	109-99-9	
Toluene	**16.3**	ug/L	10.0	2.9	10		10/21/21 17:58	108-88-3	
Trichloroethene	**11.7**	ug/L	10.0	3.2	10		10/21/21 17:58	79-01-6	
Trichlorofluoromethane	**<4.2**	ug/L	10.0	4.2	10		10/21/21 17:58	75-69-4	
Vinyl chloride	**<1.7**	ug/L	10.0	1.7	10		10/21/21 17:58	75-01-4	
Xylene (Total)	**<10.5**	ug/L	30.0	10.5	10		10/21/21 17:58	1330-20-7	
cis-1,2-Dichloroethene	**11.7**	ug/L	10.0	4.7	10		10/21/21 17:58	156-59-2	
cis-1,3-Dichloropropene	**<3.6**	ug/L	10.0	3.6	10		10/21/21 17:58	10061-01-5	
m&p-Xylene	**<7.0**	ug/L	20.0	7.0	10		10/21/21 17:58	179601-23-1	
n-Butylbenzene	**<8.6**	ug/L	10.0	8.6	10		10/21/21 17:58	104-51-8	
n-Hexane	**<14.6**	ug/L	50.0	14.6	10		10/21/21 17:58	110-54-3	
n-Propylbenzene	**4.9J**	ug/L	10.0	3.5	10		10/21/21 17:58	103-65-1	
o-Xylene	**<3.5**	ug/L	10.0	3.5	10		10/21/21 17:58	95-47-6	
p-Isopropyltoluene	**<10.4**	ug/L	50.0	10.4	10		10/21/21 17:58	99-87-6	
sec-Butylbenzene	**<4.2**	ug/L	10.0	4.2	10		10/21/21 17:58	135-98-8	
tert-Butylbenzene	**<5.9**	ug/L	10.0	5.9	10		10/21/21 17:58	98-06-6	
trans-1,2-Dichloroethene	**<5.3**	ug/L	10.0	5.3	10		10/21/21 17:58	156-60-5	
trans-1,3-Dichloropropene	**<34.6**	ug/L	50.0	34.6	10		10/21/21 17:58	10061-02-6	
Surrogates									
4-Bromofluorobenzene (S)	95	%	70-130		10		10/21/21 17:58	460-00-4	
1,2-Dichlorobenzene-d4 (S)	99	%	70-130		10		10/21/21 17:58	2199-69-1	
Toluene-d8 (S)	102	%	70-130		10		10/21/21 17:58	2037-26-5	

REPORT OF LABORATORY ANALYSIS

This report shall not be reproduced, except in full,
without the written consent of Pace Analytical Services, LLC.

Pace Analytical Services, LLC
1241 Bellevue Street - Suite 9
Green Bay, WI 54302
(920)469-2436

ANALYTICAL RESULTS

Project: A214201 MADISON KIPP CORP.
Pace Project No.: 40235451

Sample: MW-17-202110 **Lab ID: 40235451028** Collected: 10/14/21 10:21 Received: 10/19/21 08:15 Matrix: Water

Parameters	Results	Units	LOQ	LOD	DF	Prepared	Analyzed	CAS No.	Qual
8260 MSV	Analytical Method: EPA 8260 Pace Analytical Services - Green Bay								
1,1,1,2-Tetrachloroethane	**<3.6**	ug/L	10.0	3.6	10		10/21/21 18:17	630-20-6	
1,1,1-Trichloroethane	**<3.0**	ug/L	10.0	3.0	10		10/21/21 18:17	71-55-6	
1,1,2,2-Tetrachloroethane	**<3.8**	ug/L	10.0	3.8	10		10/21/21 18:17	79-34-5	
1,1,2-Trichloroethane	**<3.4**	ug/L	50.0	3.4	10		10/21/21 18:17	79-00-5	
1,1,2-Trichlorotrifluoroethane	**<3.8**	ug/L	50.0	3.8	10		10/21/21 18:17	76-13-1	
1,1-Dichloroethane	**<3.0**	ug/L	10.0	3.0	10		10/21/21 18:17	75-34-3	
1,1-Dichloroethene	**<5.8**	ug/L	10.0	5.8	10		10/21/21 18:17	75-35-4	
1,1-Dichloropropene	**<4.1**	ug/L	10.0	4.1	10		10/21/21 18:17	563-58-6	
1,2,3-Trichlorobenzene	**<10.2**	ug/L	50.0	10.2	10		10/21/21 18:17	87-61-6	
1,2,3-Trichloropropane	**<5.6**	ug/L	50.0	5.6	10		10/21/21 18:17	96-18-4	
1,2,4-Trichlorobenzene	**<9.5**	ug/L	50.0	9.5	10		10/21/21 18:17	120-82-1	
1,2,4-Trimethylbenzene	**<4.5**	ug/L	10.0	4.5	10		10/21/21 18:17	95-63-6	
1,2-Dibromo-3-chloropropane	**<23.7**	ug/L	50.0	23.7	10		10/21/21 18:17	96-12-8	
1,2-Dibromoethane (EDB)	**<3.1**	ug/L	10.0	3.1	10		10/21/21 18:17	106-93-4	
1,2-Dichlorobenzene	**<3.3**	ug/L	10.0	3.3	10		10/21/21 18:17	95-50-1	
1,2-Dichloroethane	**<2.9**	ug/L	10.0	2.9	10		10/21/21 18:17	107-06-2	
1,2-Dichloropropane	**<4.5**	ug/L	10.0	4.5	10		10/21/21 18:17	78-87-5	
1,3,5-Trimethylbenzene	**<3.6**	ug/L	10.0	3.6	10		10/21/21 18:17	108-67-8	
1,3-Dichlorobenzene	**<3.5**	ug/L	10.0	3.5	10		10/21/21 18:17	541-73-1	
1,3-Dichloropropane	**<3.0**	ug/L	10.0	3.0	10		10/21/21 18:17	142-28-9	
1,4-Dichlorobenzene	**<8.9**	ug/L	10.0	8.9	10		10/21/21 18:17	106-46-7	
2,2-Dichloropropane	**<41.8**	ug/L	50.0	41.8	10		10/21/21 18:17	594-20-7	
2-Butanone (MEK)	**<65.2**	ug/L	250	65.2	10		10/21/21 18:17	78-93-3	
2-Chlorotoluene	**<8.9**	ug/L	50.0	8.9	10		10/21/21 18:17	95-49-8	
2-Hexanone	**<62.8**	ug/L	250	62.8	10		10/21/21 18:17	591-78-6	
4-Chlorotoluene	**<8.9**	ug/L	50.0	8.9	10		10/21/21 18:17	106-43-4	
4-Methyl-2-pentanone (MIBK)	**<59.5**	ug/L	250	59.5	10		10/21/21 18:17	108-10-1	
Acetone	**<86.4**	ug/L	250	86.4	10		10/21/21 18:17	67-64-1	
Benzene	**<3.0**	ug/L	10.0	3.0	10		10/21/21 18:17	71-43-2	
Bromobenzene	**<3.6**	ug/L	10.0	3.6	10		10/21/21 18:17	108-86-1	
Bromochloromethane	**<3.6**	ug/L	50.0	3.6	10		10/21/21 18:17	74-97-5	
Bromodichloromethane	**<4.2**	ug/L	10.0	4.2	10		10/21/21 18:17	75-27-4	
Bromoform	**<38.0**	ug/L	50.0	38.0	10		10/21/21 18:17	75-25-2	
Bromomethane	**<11.9**	ug/L	50.0	11.9	10		10/21/21 18:17	74-83-9	
Carbon disulfide	**<11.0**	ug/L	50.0	11.0	10		10/21/21 18:17	75-15-0	
Carbon tetrachloride	**<3.7**	ug/L	10.0	3.7	10		10/21/21 18:17	56-23-5	
Chlorobenzene	**<8.6**	ug/L	10.0	8.6	10		10/21/21 18:17	108-90-7	
Chloroethane	**<13.8**	ug/L	50.0	13.8	10		10/21/21 18:17	75-00-3	
Chloroform	**<11.8**	ug/L	50.0	11.8	10		10/21/21 18:17	67-66-3	
Chloromethane	**<16.4**	ug/L	50.0	16.4	10		10/21/21 18:17	74-87-3	
Dibromochloromethane	**<26.4**	ug/L	50.0	26.4	10		10/21/21 18:17	124-48-1	
Dibromomethane	**<9.9**	ug/L	50.0	9.9	10		10/21/21 18:17	74-95-3	
Dichlorodifluoromethane	**<4.6**	ug/L	50.0	4.6	10		10/21/21 18:17	75-71-8	
Diisopropyl ether	**<11.0**	ug/L	50.0	11.0	10		10/21/21 18:17	108-20-3	
Ethylbenzene	**<3.3**	ug/L	10.0	3.3	10		10/21/21 18:17	100-41-4	

REPORT OF LABORATORY ANALYSIS

This report shall not be reproduced, except in full,
without the written consent of Pace Analytical Services, LLC.

Pace Analytical Services, LLC
1241 Bellevue Street - Suite 9
Green Bay, WI 54302
(920)469-2436

ANALYTICAL RESULTS

Project: A214201 MADISON KIPP CORP.
Pace Project No.: 40235451

Sample: MW-17-202110 **Lab ID: 40235451028** Collected: 10/14/21 10:21 Received: 10/19/21 08:15 Matrix: Water

Parameters	Results	Units	LOQ	LOD	DF	Prepared	Analyzed	CAS No.	Qual
8260 MSV	Analytical Method: EPA 8260 Pace Analytical Services - Green Bay								
Hexachloro-1,3-butadiene	**<27.4**	ug/L	50.0	27.4	10		10/21/21 18:17	87-68-3	
Isopropylbenzene (Cumene)	**<10.0**	ug/L	50.0	10.0	10		10/21/21 18:17	98-82-8	
Methyl-tert-butyl ether	**<11.3**	ug/L	50.0	11.3	10		10/21/21 18:17	1634-04-4	
Methylene Chloride	**<3.2**	ug/L	50.0	3.2	10		10/21/21 18:17	75-09-2	
Naphthalene	**<11.3**	ug/L	50.0	11.3	10		10/21/21 18:17	91-20-3	
Styrene	**<3.6**	ug/L	10.0	3.6	10		10/21/21 18:17	100-42-5	
Tetrachloroethene	**823**	ug/L	10.0	4.1	10		10/21/21 18:17	127-18-4	
Tetrahydrofuran	**<24.2**	ug/L	250	24.2	10		10/21/21 18:17	109-99-9	
Toluene	**<2.9**	ug/L	10.0	2.9	10		10/21/21 18:17	108-88-3	
Trichloroethene	**54.4**	ug/L	10.0	3.2	10		10/21/21 18:17	79-01-6	
Trichlorofluoromethane	**<4.2**	ug/L	10.0	4.2	10		10/21/21 18:17	75-69-4	
Vinyl chloride	**<1.7**	ug/L	10.0	1.7	10		10/21/21 18:17	75-01-4	
Xylene (Total)	**<10.5**	ug/L	30.0	10.5	10		10/21/21 18:17	1330-20-7	
cis-1,2-Dichloroethene	**8.5J**	ug/L	10.0	4.7	10		10/21/21 18:17	156-59-2	
cis-1,3-Dichloropropene	**<3.6**	ug/L	10.0	3.6	10		10/21/21 18:17	10061-01-5	
m&p-Xylene	**<7.0**	ug/L	20.0	7.0	10		10/21/21 18:17	179601-23-1	
n-Butylbenzene	**<8.6**	ug/L	10.0	8.6	10		10/21/21 18:17	104-51-8	
n-Hexane	**<14.6**	ug/L	50.0	14.6	10		10/21/21 18:17	110-54-3	
n-Propylbenzene	**<3.5**	ug/L	10.0	3.5	10		10/21/21 18:17	103-65-1	
o-Xylene	**<3.5**	ug/L	10.0	3.5	10		10/21/21 18:17	95-47-6	
p-Isopropyltoluene	**<10.4**	ug/L	50.0	10.4	10		10/21/21 18:17	99-87-6	
sec-Butylbenzene	**<4.2**	ug/L	10.0	4.2	10		10/21/21 18:17	135-98-8	
tert-Butylbenzene	**<5.9**	ug/L	10.0	5.9	10		10/21/21 18:17	98-06-6	
trans-1,2-Dichloroethene	**<5.3**	ug/L	10.0	5.3	10		10/21/21 18:17	156-60-5	
trans-1,3-Dichloropropene	**<34.6**	ug/L	50.0	34.6	10		10/21/21 18:17	10061-02-6	
Surrogates									
4-Bromofluorobenzene (S)	94	%	70-130		10		10/21/21 18:17	460-00-4	
1,2-Dichlorobenzene-d4 (S)	102	%	70-130		10		10/21/21 18:17	2199-69-1	
Toluene-d8 (S)	100	%	70-130		10		10/21/21 18:17	2037-26-5	

REPORT OF LABORATORY ANALYSIS

This report shall not be reproduced, except in full,
without the written consent of Pace Analytical Services, LLC.

Pace Analytical Services, LLC
1241 Bellevue Street - Suite 9
Green Bay, WI 54302
(920)469-2436

ANALYTICAL RESULTS

Project: A214201 MADISON KIPP CORP.
Pace Project No.: 40235451

Sample: MW-24-202110 **Lab ID: 40235451029** Collected: 10/14/21 12:56 Received: 10/19/21 08:15 Matrix: Water

Parameters	Results	Units	LOQ	LOD	DF	Prepared	Analyzed	CAS No.	Qual
2540C Total Dissolved Solids	Analytical Method: SM 2540C Pace Analytical Services - Green Bay								
Total Dissolved Solids	**2670**	mg/L	20.0	8.7	1		10/20/21 14:32		
2540D Total Suspended Solids	Analytical Method: SM 2540D Pace Analytical Services - Green Bay								
Total Suspended Solids	**3.4**	mg/L	2.0	0.95	1		10/20/21 16:25		

REPORT OF LABORATORY ANALYSIS

This report shall not be reproduced, except in full,
without the written consent of Pace Analytical Services, LLC.

Pace Analytical Services, LLC
1241 Bellevue Street - Suite 9
Green Bay, WI 54302
(920)469-2436

ANALYTICAL RESULTS

Project: A214201 MADISON KIPP CORP.
Pace Project No.: 40235451

Sample: MW-25D-202110 **Lab ID: 40235451030** Collected: 10/13/21 13:28 Received: 10/19/21 08:15 Matrix: Water

Parameters	Results	Units	LOQ	LOD	DF	Prepared	Analyzed	CAS No.	Qual
8260 MSV	Analytical Method: EPA 8260 Pace Analytical Services - Green Bay								
1,1,1,2-Tetrachloroethane	**<0.36**	ug/L	1.0	0.36	1		10/21/21 14:45	630-20-6	
1,1,1-Trichloroethane	**<0.30**	ug/L	1.0	0.30	1		10/21/21 14:45	71-55-6	
1,1,2,2-Tetrachloroethane	**<0.38**	ug/L	1.0	0.38	1		10/21/21 14:45	79-34-5	
1,1,2-Trichloroethane	**<0.34**	ug/L	5.0	0.34	1		10/21/21 14:45	79-00-5	
1,1,2-Trichlorotrifluoroethane	**<0.38**	ug/L	5.0	0.38	1		10/21/21 14:45	76-13-1	
1,1-Dichloroethane	**<0.30**	ug/L	1.0	0.30	1		10/21/21 14:45	75-34-3	
1,1-Dichloroethene	**<0.58**	ug/L	1.0	0.58	1		10/21/21 14:45	75-35-4	
1,1-Dichloropropene	**<0.41**	ug/L	1.0	0.41	1		10/21/21 14:45	563-58-6	
1,2,3-Trichlorobenzene	**<1.0**	ug/L	5.0	1.0	1		10/21/21 14:45	87-61-6	
1,2,3-Trichloropropane	**<0.56**	ug/L	5.0	0.56	1		10/21/21 14:45	96-18-4	
1,2,4-Trichlorobenzene	**<0.95**	ug/L	5.0	0.95	1		10/21/21 14:45	120-82-1	
1,2,4-Trimethylbenzene	**<0.45**	ug/L	1.0	0.45	1		10/21/21 14:45	95-63-6	
1,2-Dibromo-3-chloropropane	**<2.4**	ug/L	5.0	2.4	1		10/21/21 14:45	96-12-8	
1,2-Dibromoethane (EDB)	**<0.31**	ug/L	1.0	0.31	1		10/21/21 14:45	106-93-4	
1,2-Dichlorobenzene	**<0.33**	ug/L	1.0	0.33	1		10/21/21 14:45	95-50-1	
1,2-Dichloroethane	**<0.29**	ug/L	1.0	0.29	1		10/21/21 14:45	107-06-2	
1,2-Dichloropropane	**<0.45**	ug/L	1.0	0.45	1		10/21/21 14:45	78-87-5	
1,3,5-Trimethylbenzene	**<0.36**	ug/L	1.0	0.36	1		10/21/21 14:45	108-67-8	
1,3-Dichlorobenzene	**<0.35**	ug/L	1.0	0.35	1		10/21/21 14:45	541-73-1	
1,3-Dichloropropane	**<0.30**	ug/L	1.0	0.30	1		10/21/21 14:45	142-28-9	
1,4-Dichlorobenzene	**<0.89**	ug/L	1.0	0.89	1		10/21/21 14:45	106-46-7	
2,2-Dichloropropane	**<4.2**	ug/L	5.0	4.2	1		10/21/21 14:45	594-20-7	
2-Butanone (MEK)	**<6.5**	ug/L	25.0	6.5	1		10/21/21 14:45	78-93-3	
2-Chlorotoluene	**<0.89**	ug/L	5.0	0.89	1		10/21/21 14:45	95-49-8	
2-Hexanone	**<6.3**	ug/L	25.0	6.3	1		10/21/21 14:45	591-78-6	
4-Chlorotoluene	**<0.89**	ug/L	5.0	0.89	1		10/21/21 14:45	106-43-4	
4-Methyl-2-pentanone (MIBK)	**<6.0**	ug/L	25.0	6.0	1		10/21/21 14:45	108-10-1	
Acetone	**<8.6**	ug/L	25.0	8.6	1		10/21/21 14:45	67-64-1	
Benzene	**<0.30**	ug/L	1.0	0.30	1		10/21/21 14:45	71-43-2	
Bromobenzene	**<0.36**	ug/L	1.0	0.36	1		10/21/21 14:45	108-86-1	
Bromochloromethane	**<0.36**	ug/L	5.0	0.36	1		10/21/21 14:45	74-97-5	
Bromodichloromethane	**<0.42**	ug/L	1.0	0.42	1		10/21/21 14:45	75-27-4	
Bromoform	**<3.8**	ug/L	5.0	3.8	1		10/21/21 14:45	75-25-2	
Bromomethane	**<1.2**	ug/L	5.0	1.2	1		10/21/21 14:45	74-83-9	
Carbon disulfide	**<1.1**	ug/L	5.0	1.1	1		10/21/21 14:45	75-15-0	
Carbon tetrachloride	**<0.37**	ug/L	1.0	0.37	1		10/21/21 14:45	56-23-5	
Chlorobenzene	**<0.86**	ug/L	1.0	0.86	1		10/21/21 14:45	108-90-7	
Chloroethane	**<1.4**	ug/L	5.0	1.4	1		10/21/21 14:45	75-00-3	
Chloroform	**<1.2**	ug/L	5.0	1.2	1		10/21/21 14:45	67-66-3	
Chloromethane	**<1.6**	ug/L	5.0	1.6	1		10/21/21 14:45	74-87-3	
Dibromochloromethane	**<2.6**	ug/L	5.0	2.6	1		10/21/21 14:45	124-48-1	
Dibromomethane	**<0.99**	ug/L	5.0	0.99	1		10/21/21 14:45	74-95-3	
Dichlorodifluoromethane	**<0.46**	ug/L	5.0	0.46	1		10/21/21 14:45	75-71-8	
Diisopropyl ether	**<1.1**	ug/L	5.0	1.1	1		10/21/21 14:45	108-20-3	
Ethylbenzene	**<0.33**	ug/L	1.0	0.33	1		10/21/21 14:45	100-41-4	

This report shall not be reproduced, except in full,
without the written consent of Pace Analytical Services, LLC.

Pace Analytical Services, LLC
1241 Bellevue Street - Suite 9
Green Bay, WI 54302
(920)469-2436

ANALYTICAL RESULTS

Project: A214201 MADISON KIPP CORP.
Pace Project No.: 40235451

Sample: MW-25D-202110 **Lab ID: 40235451030** Collected: 10/13/21 13:28 Received: 10/19/21 08:15 Matrix: Water

Parameters	Results	Units	LOQ	LOD	DF	Prepared	Analyzed	CAS No.	Qual
8260 MSV	Analytical Method: EPA 8260 Pace Analytical Services - Green Bay								
Hexachloro-1,3-butadiene	**<2.7**	ug/L	5.0	2.7	1		10/21/21 14:45	87-68-3	
Isopropylbenzene (Cumene)	**<1.0**	ug/L	5.0	1.0	1		10/21/21 14:45	98-82-8	
Methyl-tert-butyl ether	**<1.1**	ug/L	5.0	1.1	1		10/21/21 14:45	1634-04-4	
Methylene Chloride	**<0.32**	ug/L	5.0	0.32	1		10/21/21 14:45	75-09-2	
Naphthalene	**<1.1**	ug/L	5.0	1.1	1		10/21/21 14:45	91-20-3	
Styrene	**<0.36**	ug/L	1.0	0.36	1		10/21/21 14:45	100-42-5	
Tetrachloroethene	**<0.41**	ug/L	1.0	0.41	1		10/21/21 14:45	127-18-4	
Tetrahydrofuran	**<2.4**	ug/L	25.0	2.4	1		10/21/21 14:45	109-99-9	
Toluene	**<0.29**	ug/L	1.0	0.29	1		10/21/21 14:45	108-88-3	
Trichloroethene	**<0.32**	ug/L	1.0	0.32	1		10/21/21 14:45	79-01-6	
Trichlorofluoromethane	**<0.42**	ug/L	1.0	0.42	1		10/21/21 14:45	75-69-4	
Vinyl chloride	**<0.17**	ug/L	1.0	0.17	1		10/21/21 14:45	75-01-4	
Xylene (Total)	**<1.0**	ug/L	3.0	1.0	1		10/21/21 14:45	1330-20-7	
cis-1,2-Dichloroethene	**<0.47**	ug/L	1.0	0.47	1		10/21/21 14:45	156-59-2	
cis-1,3-Dichloropropene	**<0.36**	ug/L	1.0	0.36	1		10/21/21 14:45	10061-01-5	
m&p-Xylene	**<0.70**	ug/L	2.0	0.70	1		10/21/21 14:45	179601-23-1	
n-Butylbenzene	**<0.86**	ug/L	1.0	0.86	1		10/21/21 14:45	104-51-8	
n-Hexane	**<1.5**	ug/L	5.0	1.5	1		10/21/21 14:45	110-54-3	
n-Propylbenzene	**<0.35**	ug/L	1.0	0.35	1		10/21/21 14:45	103-65-1	
o-Xylene	**<0.35**	ug/L	1.0	0.35	1		10/21/21 14:45	95-47-6	
p-Isopropyltoluene	**<1.0**	ug/L	5.0	1.0	1		10/21/21 14:45	99-87-6	
sec-Butylbenzene	**<0.42**	ug/L	1.0	0.42	1		10/21/21 14:45	135-98-8	
tert-Butylbenzene	**<0.59**	ug/L	1.0	0.59	1		10/21/21 14:45	98-06-6	
trans-1,2-Dichloroethene	**<0.53**	ug/L	1.0	0.53	1		10/21/21 14:45	156-60-5	
trans-1,3-Dichloropropene	**<3.5**	ug/L	5.0	3.5	1		10/21/21 14:45	10061-02-6	
Surrogates									
4-Bromofluorobenzene (S)	94	%	70-130		1		10/21/21 14:45	460-00-4	
1,2-Dichlorobenzene-d4 (S)	102	%	70-130		1		10/21/21 14:45	2199-69-1	
Toluene-d8 (S)	100	%	70-130		1		10/21/21 14:45	2037-26-5	

REPORT OF LABORATORY ANALYSIS

This report shall not be reproduced, except in full,
without the written consent of Pace Analytical Services, LLC.

Pace Analytical Services, LLC
1241 Bellevue Street - Suite 9
Green Bay, WI 54302
(920)469-2436

ANALYTICAL RESULTS

Project: A214201 MADISON KIPP CORP.
Pace Project No.: 40235451

Sample: MW-25D2-202110 **Lab ID: 40235451031** Collected: 10/13/21 11:16 Received: 10/19/21 08:15 Matrix: Water

Parameters	Results	Units	LOQ	LOD	DF	Prepared	Analyzed	CAS No.	Qual
8260 MSV	Analytical Method: EPA 8260 Pace Analytical Services - Green Bay								
1,1,1,2-Tetrachloroethane	**<0.36**	ug/L	1.0	0.36	1		10/21/21 15:04	630-20-6	
1,1,1-Trichloroethane	**<0.30**	ug/L	1.0	0.30	1		10/21/21 15:04	71-55-6	
1,1,2,2-Tetrachloroethane	**<0.38**	ug/L	1.0	0.38	1		10/21/21 15:04	79-34-5	
1,1,2-Trichloroethane	**<0.34**	ug/L	5.0	0.34	1		10/21/21 15:04	79-00-5	
1,1,2-Trichlorotrifluoroethane	**<0.38**	ug/L	5.0	0.38	1		10/21/21 15:04	76-13-1	
1,1-Dichloroethane	**<0.30**	ug/L	1.0	0.30	1		10/21/21 15:04	75-34-3	
1,1-Dichloroethene	**<0.58**	ug/L	1.0	0.58	1		10/21/21 15:04	75-35-4	
1,1-Dichloropropene	**<0.41**	ug/L	1.0	0.41	1		10/21/21 15:04	563-58-6	
1,2,3-Trichlorobenzene	**<1.0**	ug/L	5.0	1.0	1		10/21/21 15:04	87-61-6	
1,2,3-Trichloropropane	**<0.56**	ug/L	5.0	0.56	1		10/21/21 15:04	96-18-4	
1,2,4-Trichlorobenzene	**<0.95**	ug/L	5.0	0.95	1		10/21/21 15:04	120-82-1	
1,2,4-Trimethylbenzene	**<0.45**	ug/L	1.0	0.45	1		10/21/21 15:04	95-63-6	
1,2-Dibromo-3-chloropropane	**<2.4**	ug/L	5.0	2.4	1		10/21/21 15:04	96-12-8	
1,2-Dibromoethane (EDB)	**<0.31**	ug/L	1.0	0.31	1		10/21/21 15:04	106-93-4	
1,2-Dichlorobenzene	**<0.33**	ug/L	1.0	0.33	1		10/21/21 15:04	95-50-1	
1,2-Dichloroethane	**<0.29**	ug/L	1.0	0.29	1		10/21/21 15:04	107-06-2	
1,2-Dichloropropane	**<0.45**	ug/L	1.0	0.45	1		10/21/21 15:04	78-87-5	
1,3,5-Trimethylbenzene	**<0.36**	ug/L	1.0	0.36	1		10/21/21 15:04	108-67-8	
1,3-Dichlorobenzene	**<0.35**	ug/L	1.0	0.35	1		10/21/21 15:04	541-73-1	
1,3-Dichloropropane	**<0.30**	ug/L	1.0	0.30	1		10/21/21 15:04	142-28-9	
1,4-Dichlorobenzene	**<0.89**	ug/L	1.0	0.89	1		10/21/21 15:04	106-46-7	
2,2-Dichloropropane	**<4.2**	ug/L	5.0	4.2	1		10/21/21 15:04	594-20-7	
2-Butanone (MEK)	**<6.5**	ug/L	25.0	6.5	1		10/21/21 15:04	78-93-3	
2-Chlorotoluene	**<0.89**	ug/L	5.0	0.89	1		10/21/21 15:04	95-49-8	
2-Hexanone	**<6.3**	ug/L	25.0	6.3	1		10/21/21 15:04	591-78-6	
4-Chlorotoluene	**<0.89**	ug/L	5.0	0.89	1		10/21/21 15:04	106-43-4	
4-Methyl-2-pentanone (MIBK)	**<6.0**	ug/L	25.0	6.0	1		10/21/21 15:04	108-10-1	
Acetone	**<8.6**	ug/L	25.0	8.6	1		10/21/21 15:04	67-64-1	
Benzene	**<0.30**	ug/L	1.0	0.30	1		10/21/21 15:04	71-43-2	
Bromobenzene	**<0.36**	ug/L	1.0	0.36	1		10/21/21 15:04	108-86-1	
Bromochloromethane	**<0.36**	ug/L	5.0	0.36	1		10/21/21 15:04	74-97-5	
Bromodichloromethane	**<0.42**	ug/L	1.0	0.42	1		10/21/21 15:04	75-27-4	
Bromoform	**<3.8**	ug/L	5.0	3.8	1		10/21/21 15:04	75-25-2	
Bromomethane	**<1.2**	ug/L	5.0	1.2	1		10/21/21 15:04	74-83-9	
Carbon disulfide	**<1.1**	ug/L	5.0	1.1	1		10/21/21 15:04	75-15-0	
Carbon tetrachloride	**<0.37**	ug/L	1.0	0.37	1		10/21/21 15:04	56-23-5	
Chlorobenzene	**<0.86**	ug/L	1.0	0.86	1		10/21/21 15:04	108-90-7	
Chloroethane	**<1.4**	ug/L	5.0	1.4	1		10/21/21 15:04	75-00-3	
Chloroform	**<1.2**	ug/L	5.0	1.2	1		10/21/21 15:04	67-66-3	
Chloromethane	**<1.6**	ug/L	5.0	1.6	1		10/21/21 15:04	74-87-3	
Dibromochloromethane	**<2.6**	ug/L	5.0	2.6	1		10/21/21 15:04	124-48-1	
Dibromomethane	**<0.99**	ug/L	5.0	0.99	1		10/21/21 15:04	74-95-3	
Dichlorodifluoromethane	**<0.46**	ug/L	5.0	0.46	1		10/21/21 15:04	75-71-8	
Diisopropyl ether	**<1.1**	ug/L	5.0	1.1	1		10/21/21 15:04	108-20-3	
Ethylbenzene	**<0.33**	ug/L	1.0	0.33	1		10/21/21 15:04	100-41-4	

REPORT OF LABORATORY ANALYSIS

This report shall not be reproduced, except in full,
without the written consent of Pace Analytical Services, LLC.

Pace Analytical Services, LLC
1241 Bellevue Street - Suite 9
Green Bay, WI 54302
(920)469-2436

ANALYTICAL RESULTS

Project: A214201 MADISON KIPP CORP.
Pace Project No.: 40235451

Sample: MW-25D2-202110 **Lab ID: 40235451031** Collected: 10/13/21 11:16 Received: 10/19/21 08:15 Matrix: Water

Parameters	Results	Units	LOQ	LOD	DF	Prepared	Analyzed	CAS No.	Qual
8260 MSV	Analytical Method: EPA 8260 Pace Analytical Services - Green Bay								
Hexachloro-1,3-butadiene	**<2.7**	ug/L	5.0	2.7	1		10/21/21 15:04	87-68-3	
Isopropylbenzene (Cumene)	**<1.0**	ug/L	5.0	1.0	1		10/21/21 15:04	98-82-8	
Methyl-tert-butyl ether	**<1.1**	ug/L	5.0	1.1	1		10/21/21 15:04	1634-04-4	
Methylene Chloride	**<0.32**	ug/L	5.0	0.32	1		10/21/21 15:04	75-09-2	
Naphthalene	**<1.1**	ug/L	5.0	1.1	1		10/21/21 15:04	91-20-3	
Styrene	**<0.36**	ug/L	1.0	0.36	1		10/21/21 15:04	100-42-5	
Tetrachloroethene	**<0.41**	ug/L	1.0	0.41	1		10/21/21 15:04	127-18-4	
Tetrahydrofuran	**<2.4**	ug/L	25.0	2.4	1		10/21/21 15:04	109-99-9	
Toluene	**<0.29**	ug/L	1.0	0.29	1		10/21/21 15:04	108-88-3	
Trichloroethene	**<0.32**	ug/L	1.0	0.32	1		10/21/21 15:04	79-01-6	
Trichlorofluoromethane	**<0.42**	ug/L	1.0	0.42	1		10/21/21 15:04	75-69-4	
Vinyl chloride	**<0.17**	ug/L	1.0	0.17	1		10/21/21 15:04	75-01-4	
Xylene (Total)	**<1.0**	ug/L	3.0	1.0	1		10/21/21 15:04	1330-20-7	
cis-1,2-Dichloroethene	**<0.47**	ug/L	1.0	0.47	1		10/21/21 15:04	156-59-2	
cis-1,3-Dichloropropene	**<0.36**	ug/L	1.0	0.36	1		10/21/21 15:04	10061-01-5	
m&p-Xylene	**<0.70**	ug/L	2.0	0.70	1		10/21/21 15:04	179601-23-1	
n-Butylbenzene	**<0.86**	ug/L	1.0	0.86	1		10/21/21 15:04	104-51-8	
n-Hexane	**<1.5**	ug/L	5.0	1.5	1		10/21/21 15:04	110-54-3	
n-Propylbenzene	**<0.35**	ug/L	1.0	0.35	1		10/21/21 15:04	103-65-1	
o-Xylene	**<0.35**	ug/L	1.0	0.35	1		10/21/21 15:04	95-47-6	
p-Isopropyltoluene	**<1.0**	ug/L	5.0	1.0	1		10/21/21 15:04	99-87-6	
sec-Butylbenzene	**<0.42**	ug/L	1.0	0.42	1		10/21/21 15:04	135-98-8	
tert-Butylbenzene	**<0.59**	ug/L	1.0	0.59	1		10/21/21 15:04	98-06-6	
trans-1,2-Dichloroethene	**<0.53**	ug/L	1.0	0.53	1		10/21/21 15:04	156-60-5	
trans-1,3-Dichloropropene	**<3.5**	ug/L	5.0	3.5	1		10/21/21 15:04	10061-02-6	
Surrogates									
4-Bromofluorobenzene (S)	94	%	70-130		1		10/21/21 15:04	460-00-4	
1,2-Dichlorobenzene-d4 (S)	100	%	70-130		1		10/21/21 15:04	2199-69-1	
Toluene-d8 (S)	101	%	70-130		1		10/21/21 15:04	2037-26-5	

REPORT OF LABORATORY ANALYSIS

This report shall not be reproduced, except in full,
without the written consent of Pace Analytical Services, LLC.

Pace Analytical Services, LLC
1241 Bellevue Street - Suite 9
Green Bay, WI 54302
(920)469-2436

ANALYTICAL RESULTS

Project: A214201 MADISON KIPP CORP.
Pace Project No.: 40235451

Sample: MW-27D-202110 **Lab ID: 40235451032** Collected: 10/13/21 15:59 Received: 10/19/21 08:15 Matrix: Water

Parameters	Results	Units	LOQ	LOD	DF	Prepared	Analyzed	CAS No.	Qual
8260 MSV	Analytical Method: EPA 8260 Pace Analytical Services - Green Bay								
1,1,1,2-Tetrachloroethane	**<0.36**	ug/L	1.0	0.36	1		10/21/21 15:24	630-20-6	
1,1,1-Trichloroethane	**<0.30**	ug/L	1.0	0.30	1		10/21/21 15:24	71-55-6	
1,1,2,2-Tetrachloroethane	**<0.38**	ug/L	1.0	0.38	1		10/21/21 15:24	79-34-5	
1,1,2-Trichloroethane	**<0.34**	ug/L	5.0	0.34	1		10/21/21 15:24	79-00-5	
1,1,2-Trichlorotrifluoroethane	**<0.38**	ug/L	5.0	0.38	1		10/21/21 15:24	76-13-1	
1,1-Dichloroethane	**<0.30**	ug/L	1.0	0.30	1		10/21/21 15:24	75-34-3	
1,1-Dichloroethene	**<0.58**	ug/L	1.0	0.58	1		10/21/21 15:24	75-35-4	
1,1-Dichloropropene	**<0.41**	ug/L	1.0	0.41	1		10/21/21 15:24	563-58-6	
1,2,3-Trichlorobenzene	**<1.0**	ug/L	5.0	1.0	1		10/21/21 15:24	87-61-6	
1,2,3-Trichloropropane	**<0.56**	ug/L	5.0	0.56	1		10/21/21 15:24	96-18-4	
1,2,4-Trichlorobenzene	**<0.95**	ug/L	5.0	0.95	1		10/21/21 15:24	120-82-1	
1,2,4-Trimethylbenzene	**<0.45**	ug/L	1.0	0.45	1		10/21/21 15:24	95-63-6	
1,2-Dibromo-3-chloropropane	**<2.4**	ug/L	5.0	2.4	1		10/21/21 15:24	96-12-8	
1,2-Dibromoethane (EDB)	**<0.31**	ug/L	1.0	0.31	1		10/21/21 15:24	106-93-4	
1,2-Dichlorobenzene	**<0.33**	ug/L	1.0	0.33	1		10/21/21 15:24	95-50-1	
1,2-Dichloroethane	**<0.29**	ug/L	1.0	0.29	1		10/21/21 15:24	107-06-2	
1,2-Dichloropropane	**<0.45**	ug/L	1.0	0.45	1		10/21/21 15:24	78-87-5	
1,3,5-Trimethylbenzene	**<0.36**	ug/L	1.0	0.36	1		10/21/21 15:24	108-67-8	
1,3-Dichlorobenzene	**<0.35**	ug/L	1.0	0.35	1		10/21/21 15:24	541-73-1	
1,3-Dichloropropane	**<0.30**	ug/L	1.0	0.30	1		10/21/21 15:24	142-28-9	
1,4-Dichlorobenzene	**<0.89**	ug/L	1.0	0.89	1		10/21/21 15:24	106-46-7	
2,2-Dichloropropane	**<4.2**	ug/L	5.0	4.2	1		10/21/21 15:24	594-20-7	
2-Butanone (MEK)	**<6.5**	ug/L	25.0	6.5	1		10/21/21 15:24	78-93-3	
2-Chlorotoluene	**<0.89**	ug/L	5.0	0.89	1		10/21/21 15:24	95-49-8	
2-Hexanone	**<6.3**	ug/L	25.0	6.3	1		10/21/21 15:24	591-78-6	
4-Chlorotoluene	**<0.89**	ug/L	5.0	0.89	1		10/21/21 15:24	106-43-4	
4-Methyl-2-pentanone (MIBK)	**<6.0**	ug/L	25.0	6.0	1		10/21/21 15:24	108-10-1	
Acetone	**<8.6**	ug/L	25.0	8.6	1		10/21/21 15:24	67-64-1	
Benzene	**<0.30**	ug/L	1.0	0.30	1		10/21/21 15:24	71-43-2	
Bromobenzene	**<0.36**	ug/L	1.0	0.36	1		10/21/21 15:24	108-86-1	
Bromochloromethane	**<0.36**	ug/L	5.0	0.36	1		10/21/21 15:24	74-97-5	
Bromodichloromethane	**<0.42**	ug/L	1.0	0.42	1		10/21/21 15:24	75-27-4	
Bromoform	**<3.8**	ug/L	5.0	3.8	1		10/21/21 15:24	75-25-2	
Bromomethane	**<1.2**	ug/L	5.0	1.2	1		10/21/21 15:24	74-83-9	
Carbon disulfide	**<1.1**	ug/L	5.0	1.1	1		10/21/21 15:24	75-15-0	
Carbon tetrachloride	**<0.37**	ug/L	1.0	0.37	1		10/21/21 15:24	56-23-5	
Chlorobenzene	**<0.86**	ug/L	1.0	0.86	1		10/21/21 15:24	108-90-7	
Chloroethane	**<1.4**	ug/L	5.0	1.4	1		10/21/21 15:24	75-00-3	
Chloroform	**<1.2**	ug/L	5.0	1.2	1		10/21/21 15:24	67-66-3	
Chloromethane	**<1.6**	ug/L	5.0	1.6	1		10/21/21 15:24	74-87-3	
Dibromochloromethane	**<2.6**	ug/L	5.0	2.6	1		10/21/21 15:24	124-48-1	
Dibromomethane	**<0.99**	ug/L	5.0	0.99	1		10/21/21 15:24	74-95-3	
Dichlorodifluoromethane	**<0.46**	ug/L	5.0	0.46	1		10/21/21 15:24	75-71-8	
Diisopropyl ether	**<1.1**	ug/L	5.0	1.1	1		10/21/21 15:24	108-20-3	
Ethylbenzene	**<0.33**	ug/L	1.0	0.33	1		10/21/21 15:24	100-41-4	

REPORT OF LABORATORY ANALYSIS

This report shall not be reproduced, except in full,
without the written consent of Pace Analytical Services, LLC.

Pace Analytical Services, LLC
1241 Bellevue Street - Suite 9
Green Bay, WI 54302
(920)469-2436

ANALYTICAL RESULTS

Project: A214201 MADISON KIPP CORP.
Pace Project No.: 40235451

Sample: MW-27D-202110 **Lab ID: 40235451032** Collected: 10/13/21 15:59 Received: 10/19/21 08:15 Matrix: Water

Parameters	Results	Units	LOQ	LOD	DF	Prepared	Analyzed	CAS No.	Qual
8260 MSV	Analytical Method: EPA 8260 Pace Analytical Services - Green Bay								
Hexachloro-1,3-butadiene	**<2.7**	ug/L	5.0	2.7	1		10/21/21 15:24	87-68-3	
Isopropylbenzene (Cumene)	**<1.0**	ug/L	5.0	1.0	1		10/21/21 15:24	98-82-8	
Methyl-tert-butyl ether	**<1.1**	ug/L	5.0	1.1	1		10/21/21 15:24	1634-04-4	
Methylene Chloride	**<0.32**	ug/L	5.0	0.32	1		10/21/21 15:24	75-09-2	
Naphthalene	**<1.1**	ug/L	5.0	1.1	1		10/21/21 15:24	91-20-3	
Styrene	**<0.36**	ug/L	1.0	0.36	1		10/21/21 15:24	100-42-5	
Tetrachloroethene	**20.8**	ug/L	1.0	0.41	1		10/21/21 15:24	127-18-4	
Tetrahydrofuran	**<2.4**	ug/L	25.0	2.4	1		10/21/21 15:24	109-99-9	
Toluene	**<0.29**	ug/L	1.0	0.29	1		10/21/21 15:24	108-88-3	
Trichloroethene	**18.3**	ug/L	1.0	0.32	1		10/21/21 15:24	79-01-6	
Trichlorofluoromethane	**<0.42**	ug/L	1.0	0.42	1		10/21/21 15:24	75-69-4	
Vinyl chloride	**<0.17**	ug/L	1.0	0.17	1		10/21/21 15:24	75-01-4	
Xylene (Total)	**<1.0**	ug/L	3.0	1.0	1		10/21/21 15:24	1330-20-7	
cis-1,2-Dichloroethene	**8.4**	ug/L	1.0	0.47	1		10/21/21 15:24	156-59-2	
cis-1,3-Dichloropropene	**<0.36**	ug/L	1.0	0.36	1		10/21/21 15:24	10061-01-5	
m&p-Xylene	**<0.70**	ug/L	2.0	0.70	1		10/21/21 15:24	179601-23-1	
n-Butylbenzene	**<0.86**	ug/L	1.0	0.86	1		10/21/21 15:24	104-51-8	
n-Hexane	**<1.5**	ug/L	5.0	1.5	1		10/21/21 15:24	110-54-3	
n-Propylbenzene	**<0.35**	ug/L	1.0	0.35	1		10/21/21 15:24	103-65-1	
o-Xylene	**<0.35**	ug/L	1.0	0.35	1		10/21/21 15:24	95-47-6	
p-Isopropyltoluene	**<1.0**	ug/L	5.0	1.0	1		10/21/21 15:24	99-87-6	
sec-Butylbenzene	**<0.42**	ug/L	1.0	0.42	1		10/21/21 15:24	135-98-8	
tert-Butylbenzene	**<0.59**	ug/L	1.0	0.59	1		10/21/21 15:24	98-06-6	
trans-1,2-Dichloroethene	**<0.53**	ug/L	1.0	0.53	1		10/21/21 15:24	156-60-5	
trans-1,3-Dichloropropene	**<3.5**	ug/L	5.0	3.5	1		10/21/21 15:24	10061-02-6	
Surrogates									
4-Bromofluorobenzene (S)	93	%	70-130		1		10/21/21 15:24	460-00-4	
1,2-Dichlorobenzene-d4 (S)	100	%	70-130		1		10/21/21 15:24	2199-69-1	
Toluene-d8 (S)	101	%	70-130		1		10/21/21 15:24	2037-26-5	

REPORT OF LABORATORY ANALYSIS

This report shall not be reproduced, except in full,
without the written consent of Pace Analytical Services, LLC.

Pace Analytical Services, LLC
1241 Bellevue Street - Suite 9
Green Bay, WI 54302
(920)469-2436

ANALYTICAL RESULTS

Project: A214201 MADISON KIPP CORP.
Pace Project No.: 40235451

Sample: MW-27D2-202110 **Lab ID: 40235451033** Collected: 10/13/21 15:05 Received: 10/19/21 08:15 Matrix: Water

Parameters	Results	Units	LOQ	LOD	DF	Prepared	Analyzed	CAS No.	Qual
8260 MSV	Analytical Method: EPA 8260 Pace Analytical Services - Green Bay								
1,1,1,2-Tetrachloroethane	**<0.36**	ug/L	1.0	0.36	1		10/21/21 13:08	630-20-6	
1,1,1-Trichloroethane	**<0.30**	ug/L	1.0	0.30	1		10/21/21 13:08	71-55-6	
1,1,2,2-Tetrachloroethane	**<0.38**	ug/L	1.0	0.38	1		10/21/21 13:08	79-34-5	
1,1,2-Trichloroethane	**<0.34**	ug/L	5.0	0.34	1		10/21/21 13:08	79-00-5	
1,1,2-Trichlorotrifluoroethane	**<0.38**	ug/L	5.0	0.38	1		10/21/21 13:08	76-13-1	
1,1-Dichloroethane	**<0.30**	ug/L	1.0	0.30	1		10/21/21 13:08	75-34-3	
1,1-Dichloroethene	**<0.58**	ug/L	1.0	0.58	1		10/21/21 13:08	75-35-4	
1,1-Dichloropropene	**<0.41**	ug/L	1.0	0.41	1		10/21/21 13:08	563-58-6	
1,2,3-Trichlorobenzene	**<1.0**	ug/L	5.0	1.0	1		10/21/21 13:08	87-61-6	
1,2,3-Trichloropropane	**<0.56**	ug/L	5.0	0.56	1		10/21/21 13:08	96-18-4	
1,2,4-Trichlorobenzene	**<0.95**	ug/L	5.0	0.95	1		10/21/21 13:08	120-82-1	
1,2,4-Trimethylbenzene	**<0.45**	ug/L	1.0	0.45	1		10/21/21 13:08	95-63-6	
1,2-Dibromo-3-chloropropane	**<2.4**	ug/L	5.0	2.4	1		10/21/21 13:08	96-12-8	
1,2-Dibromoethane (EDB)	**<0.31**	ug/L	1.0	0.31	1		10/21/21 13:08	106-93-4	
1,2-Dichlorobenzene	**<0.33**	ug/L	1.0	0.33	1		10/21/21 13:08	95-50-1	
1,2-Dichloroethane	**<0.29**	ug/L	1.0	0.29	1		10/21/21 13:08	107-06-2	
1,2-Dichloropropane	**<0.45**	ug/L	1.0	0.45	1		10/21/21 13:08	78-87-5	
1,3,5-Trimethylbenzene	**<0.36**	ug/L	1.0	0.36	1		10/21/21 13:08	108-67-8	
1,3-Dichlorobenzene	**<0.35**	ug/L	1.0	0.35	1		10/21/21 13:08	541-73-1	
1,3-Dichloropropane	**<0.30**	ug/L	1.0	0.30	1		10/21/21 13:08	142-28-9	
1,4-Dichlorobenzene	**<0.89**	ug/L	1.0	0.89	1		10/21/21 13:08	106-46-7	
2,2-Dichloropropane	**<4.2**	ug/L	5.0	4.2	1		10/21/21 13:08	594-20-7	
2-Butanone (MEK)	**<6.5**	ug/L	25.0	6.5	1		10/21/21 13:08	78-93-3	
2-Chlorotoluene	**<0.89**	ug/L	5.0	0.89	1		10/21/21 13:08	95-49-8	
2-Hexanone	**<6.3**	ug/L	25.0	6.3	1		10/21/21 13:08	591-78-6	
4-Chlorotoluene	**<0.89**	ug/L	5.0	0.89	1		10/21/21 13:08	106-43-4	
4-Methyl-2-pentanone (MIBK)	**<6.0**	ug/L	25.0	6.0	1		10/21/21 13:08	108-10-1	
Acetone	**<8.6**	ug/L	25.0	8.6	1		10/21/21 13:08	67-64-1	
Benzene	**<0.30**	ug/L	1.0	0.30	1		10/21/21 13:08	71-43-2	
Bromobenzene	**<0.36**	ug/L	1.0	0.36	1		10/21/21 13:08	108-86-1	
Bromochloromethane	**<0.36**	ug/L	5.0	0.36	1		10/21/21 13:08	74-97-5	
Bromodichloromethane	**<0.42**	ug/L	1.0	0.42	1		10/21/21 13:08	75-27-4	
Bromoform	**<3.8**	ug/L	5.0	3.8	1		10/21/21 13:08	75-25-2	
Bromomethane	**<1.2**	ug/L	5.0	1.2	1		10/21/21 13:08	74-83-9	
Carbon disulfide	**<1.1**	ug/L	5.0	1.1	1		10/21/21 13:08	75-15-0	
Carbon tetrachloride	**<0.37**	ug/L	1.0	0.37	1		10/21/21 13:08	56-23-5	
Chlorobenzene	**<0.86**	ug/L	1.0	0.86	1		10/21/21 13:08	108-90-7	
Chloroethane	**<1.4**	ug/L	5.0	1.4	1		10/21/21 13:08	75-00-3	
Chloroform	**<1.2**	ug/L	5.0	1.2	1		10/21/21 13:08	67-66-3	
Chloromethane	**<1.6**	ug/L	5.0	1.6	1		10/21/21 13:08	74-87-3	
Dibromochloromethane	**<2.6**	ug/L	5.0	2.6	1		10/21/21 13:08	124-48-1	
Dibromomethane	**<0.99**	ug/L	5.0	0.99	1		10/21/21 13:08	74-95-3	
Dichlorodifluoromethane	**<0.46**	ug/L	5.0	0.46	1		10/21/21 13:08	75-71-8	
Diisopropyl ether	**<1.1**	ug/L	5.0	1.1	1		10/21/21 13:08	108-20-3	
Ethylbenzene	**<0.33**	ug/L	1.0	0.33	1		10/21/21 13:08	100-41-4	

This report shall not be reproduced, except in full,
without the written consent of Pace Analytical Services, LLC.

Pace Analytical Services, LLC
1241 Bellevue Street - Suite 9
Green Bay, WI 54302
(920)469-2436

ANALYTICAL RESULTS

Project: A214201 MADISON KIPP CORP.
Pace Project No.: 40235451

Sample: MW-27D2-202110 **Lab ID: 40235451033** Collected: 10/13/21 15:05 Received: 10/19/21 08:15 Matrix: Water

Parameters	Results	Units	LOQ	LOD	DF	Prepared	Analyzed	CAS No.	Qual
8260 MSV	Analytical Method: EPA 8260 Pace Analytical Services - Green Bay								
Hexachloro-1,3-butadiene	**<2.7**	ug/L	5.0	2.7	1		10/21/21 13:08	87-68-3	
Isopropylbenzene (Cumene)	**<1.0**	ug/L	5.0	1.0	1		10/21/21 13:08	98-82-8	
Methyl-tert-butyl ether	**<1.1**	ug/L	5.0	1.1	1		10/21/21 13:08	1634-04-4	
Methylene Chloride	**<0.32**	ug/L	5.0	0.32	1		10/21/21 13:08	75-09-2	
Naphthalene	**<1.1**	ug/L	5.0	1.1	1		10/21/21 13:08	91-20-3	
Styrene	**<0.36**	ug/L	1.0	0.36	1		10/21/21 13:08	100-42-5	
Tetrachloroethene	**21.1**	ug/L	1.0	0.41	1		10/21/21 13:08	127-18-4	
Tetrahydrofuran	**<2.4**	ug/L	25.0	2.4	1		10/21/21 13:08	109-99-9	
Toluene	**<0.29**	ug/L	1.0	0.29	1		10/21/21 13:08	108-88-3	
Trichloroethene	**19.7**	ug/L	1.0	0.32	1		10/21/21 13:08	79-01-6	
Trichlorofluoromethane	**<0.42**	ug/L	1.0	0.42	1		10/21/21 13:08	75-69-4	
Vinyl chloride	**<0.17**	ug/L	1.0	0.17	1		10/21/21 13:08	75-01-4	
Xylene (Total)	**<1.0**	ug/L	3.0	1.0	1		10/21/21 13:08	1330-20-7	
cis-1,2-Dichloroethene	**8.6**	ug/L	1.0	0.47	1		10/21/21 13:08	156-59-2	
cis-1,3-Dichloropropene	**<0.36**	ug/L	1.0	0.36	1		10/21/21 13:08	10061-01-5	
m&p-Xylene	**<0.70**	ug/L	2.0	0.70	1		10/21/21 13:08	179601-23-1	
n-Butylbenzene	**<0.86**	ug/L	1.0	0.86	1		10/21/21 13:08	104-51-8	
n-Hexane	**<1.5**	ug/L	5.0	1.5	1		10/21/21 13:08	110-54-3	
n-Propylbenzene	**<0.35**	ug/L	1.0	0.35	1		10/21/21 13:08	103-65-1	
o-Xylene	**<0.35**	ug/L	1.0	0.35	1		10/21/21 13:08	95-47-6	
p-Isopropyltoluene	**<1.0**	ug/L	5.0	1.0	1		10/21/21 13:08	99-87-6	
sec-Butylbenzene	**<0.42**	ug/L	1.0	0.42	1		10/21/21 13:08	135-98-8	
tert-Butylbenzene	**<0.59**	ug/L	1.0	0.59	1		10/21/21 13:08	98-06-6	
trans-1,2-Dichloroethene	**<0.53**	ug/L	1.0	0.53	1		10/21/21 13:08	156-60-5	
trans-1,3-Dichloropropene	**<3.5**	ug/L	5.0	3.5	1		10/21/21 13:08	10061-02-6	
Surrogates									
4-Bromofluorobenzene (S)	93	%	70-130		1		10/21/21 13:08	460-00-4	
1,2-Dichlorobenzene-d4 (S)	100	%	70-130		1		10/21/21 13:08	2199-69-1	
Toluene-d8 (S)	101	%	70-130		1		10/21/21 13:08	2037-26-5	

REPORT OF LABORATORY ANALYSIS

This report shall not be reproduced, except in full,
without the written consent of Pace Analytical Services, LLC.

Pace Analytical Services, LLC
1241 Bellevue Street - Suite 9
Green Bay, WI 54302
(920)469-2436

ANALYTICAL RESULTS

Project: A214201 MADISON KIPP CORP.
Pace Project No.: 40235451

Sample: DUP-01-202110 **Lab ID: 40235451034** Collected: 10/14/21 00:00 Received: 10/19/21 08:15 Matrix: Water

Parameters	Results	Units	LOQ	LOD	DF	Prepared	Analyzed	CAS No.	Qual
8260 MSV	Analytical Method: EPA 8260 Pace Analytical Services - Green Bay								
1,1,1,2-Tetrachloroethane	**<0.36**	ug/L	1.0	0.36	1		10/21/21 15:43	630-20-6	
1,1,1-Trichloroethane	**<0.30**	ug/L	1.0	0.30	1		10/21/21 15:43	71-55-6	
1,1,2,2-Tetrachloroethane	**<0.38**	ug/L	1.0	0.38	1		10/21/21 15:43	79-34-5	
1,1,2-Trichloroethane	**<0.34**	ug/L	5.0	0.34	1		10/21/21 15:43	79-00-5	
1,1,2-Trichlorotrifluoroethane	**<0.38**	ug/L	5.0	0.38	1		10/21/21 15:43	76-13-1	
1,1-Dichloroethane	**<0.30**	ug/L	1.0	0.30	1		10/21/21 15:43	75-34-3	
1,1-Dichloroethene	**<0.58**	ug/L	1.0	0.58	1		10/21/21 15:43	75-35-4	
1,1-Dichloropropene	**<0.41**	ug/L	1.0	0.41	1		10/21/21 15:43	563-58-6	
1,2,3-Trichlorobenzene	**<1.0**	ug/L	5.0	1.0	1		10/21/21 15:43	87-61-6	
1,2,3-Trichloropropane	**<0.56**	ug/L	5.0	0.56	1		10/21/21 15:43	96-18-4	
1,2,4-Trichlorobenzene	**<0.95**	ug/L	5.0	0.95	1		10/21/21 15:43	120-82-1	
1,2,4-Trimethylbenzene	**<0.45**	ug/L	1.0	0.45	1		10/21/21 15:43	95-63-6	
1,2-Dibromo-3-chloropropane	**<2.4**	ug/L	5.0	2.4	1		10/21/21 15:43	96-12-8	
1,2-Dibromoethane (EDB)	**<0.31**	ug/L	1.0	0.31	1		10/21/21 15:43	106-93-4	
1,2-Dichlorobenzene	**<0.33**	ug/L	1.0	0.33	1		10/21/21 15:43	95-50-1	
1,2-Dichloroethane	**<0.29**	ug/L	1.0	0.29	1		10/21/21 15:43	107-06-2	
1,2-Dichloropropane	**<0.45**	ug/L	1.0	0.45	1		10/21/21 15:43	78-87-5	
1,3,5-Trimethylbenzene	**<0.36**	ug/L	1.0	0.36	1		10/21/21 15:43	108-67-8	
1,3-Dichlorobenzene	**<0.35**	ug/L	1.0	0.35	1		10/21/21 15:43	541-73-1	
1,3-Dichloropropane	**<0.30**	ug/L	1.0	0.30	1		10/21/21 15:43	142-28-9	
1,4-Dichlorobenzene	**<0.89**	ug/L	1.0	0.89	1		10/21/21 15:43	106-46-7	
2,2-Dichloropropane	**<4.2**	ug/L	5.0	4.2	1		10/21/21 15:43	594-20-7	
2-Butanone (MEK)	**<6.5**	ug/L	25.0	6.5	1		10/21/21 15:43	78-93-3	
2-Chlorotoluene	**<0.89**	ug/L	5.0	0.89	1		10/21/21 15:43	95-49-8	
2-Hexanone	**<6.3**	ug/L	25.0	6.3	1		10/21/21 15:43	591-78-6	
4-Chlorotoluene	**<0.89**	ug/L	5.0	0.89	1		10/21/21 15:43	106-43-4	
4-Methyl-2-pentanone (MIBK)	**<6.0**	ug/L	25.0	6.0	1		10/21/21 15:43	108-10-1	
Acetone	**<8.6**	ug/L	25.0	8.6	1		10/21/21 15:43	67-64-1	
Benzene	**<0.30**	ug/L	1.0	0.30	1		10/21/21 15:43	71-43-2	
Bromobenzene	**<0.36**	ug/L	1.0	0.36	1		10/21/21 15:43	108-86-1	
Bromochloromethane	**<0.36**	ug/L	5.0	0.36	1		10/21/21 15:43	74-97-5	
Bromodichloromethane	**<0.42**	ug/L	1.0	0.42	1		10/21/21 15:43	75-27-4	
Bromoform	**<3.8**	ug/L	5.0	3.8	1		10/21/21 15:43	75-25-2	
Bromomethane	**<1.2**	ug/L	5.0	1.2	1		10/21/21 15:43	74-83-9	
Carbon disulfide	**<1.1**	ug/L	5.0	1.1	1		10/21/21 15:43	75-15-0	
Carbon tetrachloride	**0.77J**	ug/L	1.0	0.37	1		10/21/21 15:43	56-23-5	
Chlorobenzene	**<0.86**	ug/L	1.0	0.86	1		10/21/21 15:43	108-90-7	
Chloroethane	**<1.4**	ug/L	5.0	1.4	1		10/21/21 15:43	75-00-3	
Chloroform	**<1.2**	ug/L	5.0	1.2	1		10/21/21 15:43	67-66-3	
Chloromethane	**<1.6**	ug/L	5.0	1.6	1		10/21/21 15:43	74-87-3	
Dibromochloromethane	**<2.6**	ug/L	5.0	2.6	1		10/21/21 15:43	124-48-1	
Dibromomethane	**<0.99**	ug/L	5.0	0.99	1		10/21/21 15:43	74-95-3	
Dichlorodifluoromethane	**<0.46**	ug/L	5.0	0.46	1		10/21/21 15:43	75-71-8	
Diisopropyl ether	**<1.1**	ug/L	5.0	1.1	1		10/21/21 15:43	108-20-3	
Ethylbenzene	**<0.33**	ug/L	1.0	0.33	1		10/21/21 15:43	100-41-4	

REPORT OF LABORATORY ANALYSIS

This report shall not be reproduced, except in full,
without the written consent of Pace Analytical Services, LLC.

Pace Analytical Services, LLC
1241 Bellevue Street - Suite 9
Green Bay, WI 54302
(920)469-2436

ANALYTICAL RESULTS

Project: A214201 MADISON KIPP CORP.
Pace Project No.: 40235451

Sample: DUP-01-202110 **Lab ID: 40235451034** Collected: 10/14/21 00:00 Received: 10/19/21 08:15 Matrix: Water

Parameters	Results	Units	LOQ	LOD	DF	Prepared	Analyzed	CAS No.	Qual
8260 MSV	Analytical Method: EPA 8260								
	Pace Analytical Services - Green Bay								
Hexachloro-1,3-butadiene	**<2.7**	ug/L	5.0	2.7	1		10/21/21 15:43	87-68-3	
Isopropylbenzene (Cumene)	**<1.0**	ug/L	5.0	1.0	1		10/21/21 15:43	98-82-8	
Methyl-tert-butyl ether	**<1.1**	ug/L	5.0	1.1	1		10/21/21 15:43	1634-04-4	
Methylene Chloride	**<0.32**	ug/L	5.0	0.32	1		10/21/21 15:43	75-09-2	
Naphthalene	**<1.1**	ug/L	5.0	1.1	1		10/21/21 15:43	91-20-3	
Styrene	**<0.36**	ug/L	1.0	0.36	1		10/21/21 15:43	100-42-5	
Tetrachloroethene	**53.2**	ug/L	1.0	0.41	1		10/21/21 15:43	127-18-4	
Tetrahydrofuran	**<2.4**	ug/L	25.0	2.4	1		10/21/21 15:43	109-99-9	
Toluene	**<0.29**	ug/L	1.0	0.29	1		10/21/21 15:43	108-88-3	
Trichloroethene	**<0.32**	ug/L	1.0	0.32	1		10/21/21 15:43	79-01-6	
Trichlorofluoromethane	**<0.42**	ug/L	1.0	0.42	1		10/21/21 15:43	75-69-4	
Vinyl chloride	**<0.17**	ug/L	1.0	0.17	1		10/21/21 15:43	75-01-4	
Xylene (Total)	**<1.0**	ug/L	3.0	1.0	1		10/21/21 15:43	1330-20-7	
cis-1,2-Dichloroethene	**<0.47**	ug/L	1.0	0.47	1		10/21/21 15:43	156-59-2	
cis-1,3-Dichloropropene	**<0.36**	ug/L	1.0	0.36	1		10/21/21 15:43	10061-01-5	
m&p-Xylene	**<0.70**	ug/L	2.0	0.70	1		10/21/21 15:43	179601-23-1	
n-Butylbenzene	**<0.86**	ug/L	1.0	0.86	1		10/21/21 15:43	104-51-8	
n-Hexane	**<1.5**	ug/L	5.0	1.5	1		10/21/21 15:43	110-54-3	
n-Propylbenzene	**<0.35**	ug/L	1.0	0.35	1		10/21/21 15:43	103-65-1	
o-Xylene	**<0.35**	ug/L	1.0	0.35	1		10/21/21 15:43	95-47-6	
p-Isopropyltoluene	**<1.0**	ug/L	5.0	1.0	1		10/21/21 15:43	99-87-6	
sec-Butylbenzene	**<0.42**	ug/L	1.0	0.42	1		10/21/21 15:43	135-98-8	
tert-Butylbenzene	**<0.59**	ug/L	1.0	0.59	1		10/21/21 15:43	98-06-6	
trans-1,2-Dichloroethene	**<0.53**	ug/L	1.0	0.53	1		10/21/21 15:43	156-60-5	
trans-1,3-Dichloropropene	**<3.5**	ug/L	5.0	3.5	1		10/21/21 15:43	10061-02-6	
Surrogates									
4-Bromofluorobenzene (S)	92	%	70-130		1		10/21/21 15:43	460-00-4	
1,2-Dichlorobenzene-d4 (S)	101	%	70-130		1		10/21/21 15:43	2199-69-1	
Toluene-d8 (S)	101	%	70-130		1		10/21/21 15:43	2037-26-5	
2540C Total Dissolved Solids	Analytical Method: SM 2540C								
	Pace Analytical Services - Green Bay								
Total Dissolved Solids	**816**	mg/L	20.0	8.7	1		10/20/21 14:32		
2540D Total Suspended Solids	Analytical Method: SM 2540D								
	Pace Analytical Services - Green Bay								
Total Suspended Solids	**<0.95**	mg/L	2.0	0.95	1		10/20/21 16:26		

REPORT OF LABORATORY ANALYSIS

This report shall not be reproduced, except in full,
without the written consent of Pace Analytical Services, LLC.

Pace Analytical Services, LLC
1241 Bellevue Street - Suite 9
Green Bay, WI 54302
(920)469-2436

ANALYTICAL RESULTS

Project: A214201 MADISON KIPP CORP.
Pace Project No.: 40235451

Sample: TRIP BLANK 202110 **Lab ID: 40235451035** Collected: 10/14/21 00:00 Received: 10/19/21 08:15 Matrix: Water

Parameters	Results	Units	LOQ	LOD	DF	Prepared	Analyzed	CAS No.	Qual
8260 MSV	Analytical Method: EPA 8260 Pace Analytical Services - Green Bay								
1,1,1,2-Tetrachloroethane	**<0.36**	ug/L	1.0	0.36	1		10/21/21 12:30	630-20-6	
1,1,1-Trichloroethane	**<0.30**	ug/L	1.0	0.30	1		10/21/21 12:30	71-55-6	
1,1,2,2-Tetrachloroethane	**<0.38**	ug/L	1.0	0.38	1		10/21/21 12:30	79-34-5	
1,1,2-Trichloroethane	**<0.34**	ug/L	5.0	0.34	1		10/21/21 12:30	79-00-5	
1,1,2-Trichlorotrifluoroethane	**<0.38**	ug/L	5.0	0.38	1		10/21/21 12:30	76-13-1	
1,1-Dichloroethane	**<0.30**	ug/L	1.0	0.30	1		10/21/21 12:30	75-34-3	
1,1-Dichloroethene	**<0.58**	ug/L	1.0	0.58	1		10/21/21 12:30	75-35-4	
1,1-Dichloropropene	**<0.41**	ug/L	1.0	0.41	1		10/21/21 12:30	563-58-6	
1,2,3-Trichlorobenzene	**<1.0**	ug/L	5.0	1.0	1		10/21/21 12:30	87-61-6	
1,2,3-Trichloropropane	**<0.56**	ug/L	5.0	0.56	1		10/21/21 12:30	96-18-4	
1,2,4-Trichlorobenzene	**<0.95**	ug/L	5.0	0.95	1		10/21/21 12:30	120-82-1	
1,2,4-Trimethylbenzene	**<0.45**	ug/L	1.0	0.45	1		10/21/21 12:30	95-63-6	
1,2-Dibromo-3-chloropropane	**<2.4**	ug/L	5.0	2.4	1		10/21/21 12:30	96-12-8	
1,2-Dibromoethane (EDB)	**<0.31**	ug/L	1.0	0.31	1		10/21/21 12:30	106-93-4	
1,2-Dichlorobenzene	**<0.33**	ug/L	1.0	0.33	1		10/21/21 12:30	95-50-1	
1,2-Dichloroethane	**<0.29**	ug/L	1.0	0.29	1		10/21/21 12:30	107-06-2	
1,2-Dichloropropane	**<0.45**	ug/L	1.0	0.45	1		10/21/21 12:30	78-87-5	
1,3,5-Trimethylbenzene	**<0.36**	ug/L	1.0	0.36	1		10/21/21 12:30	108-67-8	
1,3-Dichlorobenzene	**<0.35**	ug/L	1.0	0.35	1		10/21/21 12:30	541-73-1	
1,3-Dichloropropane	**<0.30**	ug/L	1.0	0.30	1		10/21/21 12:30	142-28-9	
1,4-Dichlorobenzene	**<0.89**	ug/L	1.0	0.89	1		10/21/21 12:30	106-46-7	
2,2-Dichloropropane	**<4.2**	ug/L	5.0	4.2	1		10/21/21 12:30	594-20-7	
2-Butanone (MEK)	**<6.5**	ug/L	25.0	6.5	1		10/21/21 12:30	78-93-3	
2-Chlorotoluene	**<0.89**	ug/L	5.0	0.89	1		10/21/21 12:30	95-49-8	
2-Hexanone	**<6.3**	ug/L	25.0	6.3	1		10/21/21 12:30	591-78-6	
4-Chlorotoluene	**<0.89**	ug/L	5.0	0.89	1		10/21/21 12:30	106-43-4	
4-Methyl-2-pentanone (MIBK)	**<6.0**	ug/L	25.0	6.0	1		10/21/21 12:30	108-10-1	
Acetone	**<8.6**	ug/L	25.0	8.6	1		10/21/21 12:30	67-64-1	
Benzene	**<0.30**	ug/L	1.0	0.30	1		10/21/21 12:30	71-43-2	
Bromobenzene	**<0.36**	ug/L	1.0	0.36	1		10/21/21 12:30	108-86-1	
Bromochloromethane	**<0.36**	ug/L	5.0	0.36	1		10/21/21 12:30	74-97-5	
Bromodichloromethane	**<0.42**	ug/L	1.0	0.42	1		10/21/21 12:30	75-27-4	
Bromoform	**<3.8**	ug/L	5.0	3.8	1		10/21/21 12:30	75-25-2	
Bromomethane	**<1.2**	ug/L	5.0	1.2	1		10/21/21 12:30	74-83-9	
Carbon disulfide	**<1.1**	ug/L	5.0	1.1	1		10/21/21 12:30	75-15-0	
Carbon tetrachloride	**<0.37**	ug/L	1.0	0.37	1		10/21/21 12:30	56-23-5	
Chlorobenzene	**<0.86**	ug/L	1.0	0.86	1		10/21/21 12:30	108-90-7	
Chloroethane	**<1.4**	ug/L	5.0	1.4	1		10/21/21 12:30	75-00-3	
Chloroform	**<1.2**	ug/L	5.0	1.2	1		10/21/21 12:30	67-66-3	
Chloromethane	**<1.6**	ug/L	5.0	1.6	1		10/21/21 12:30	74-87-3	
Dibromochloromethane	**<2.6**	ug/L	5.0	2.6	1		10/21/21 12:30	124-48-1	
Dibromomethane	**<0.99**	ug/L	5.0	0.99	1		10/21/21 12:30	74-95-3	
Dichlorodifluoromethane	**<0.46**	ug/L	5.0	0.46	1		10/21/21 12:30	75-71-8	
Diisopropyl ether	**<1.1**	ug/L	5.0	1.1	1		10/21/21 12:30	108-20-3	
Ethylbenzene	**<0.33**	ug/L	1.0	0.33	1		10/21/21 12:30	100-41-4	

REPORT OF LABORATORY ANALYSIS

This report shall not be reproduced, except in full,
without the written consent of Pace Analytical Services, LLC.

Pace Analytical Services, LLC
1241 Bellevue Street - Suite 9
Green Bay, WI 54302
(920)469-2436

ANALYTICAL RESULTS

Project: A214201 MADISON KIPP CORP.
Pace Project No.: 40235451

Sample: TRIP BLANK 202110 **Lab ID: 40235451035** Collected: 10/14/21 00:00 Received: 10/19/21 08:15 Matrix: Water

Parameters	Results	Units	LOQ	LOD	DF	Prepared	Analyzed	CAS No.	Qual
8260 MSV	Analytical Method: EPA 8260 Pace Analytical Services - Green Bay								
Hexachloro-1,3-butadiene	**<2.7**	ug/L	5.0	2.7	1		10/21/21 12:30	87-68-3	
Isopropylbenzene (Cumene)	**<1.0**	ug/L	5.0	1.0	1		10/21/21 12:30	98-82-8	
Methyl-tert-butyl ether	**<1.1**	ug/L	5.0	1.1	1		10/21/21 12:30	1634-04-4	
Methylene Chloride	**<0.32**	ug/L	5.0	0.32	1		10/21/21 12:30	75-09-2	
Naphthalene	**<1.1**	ug/L	5.0	1.1	1		10/21/21 12:30	91-20-3	
Styrene	**<0.36**	ug/L	1.0	0.36	1		10/21/21 12:30	100-42-5	
Tetrachloroethene	**<0.41**	ug/L	1.0	0.41	1		10/21/21 12:30	127-18-4	
Tetrahydrofuran	**<2.4**	ug/L	25.0	2.4	1		10/21/21 12:30	109-99-9	
Toluene	**<0.29**	ug/L	1.0	0.29	1		10/21/21 12:30	108-88-3	
Trichloroethene	**<0.32**	ug/L	1.0	0.32	1		10/21/21 12:30	79-01-6	
Trichlorofluoromethane	**<0.42**	ug/L	1.0	0.42	1		10/21/21 12:30	75-69-4	
Vinyl chloride	**<0.17**	ug/L	1.0	0.17	1		10/21/21 12:30	75-01-4	
Xylene (Total)	**<1.0**	ug/L	3.0	1.0	1		10/21/21 12:30	1330-20-7	
cis-1,2-Dichloroethene	**<0.47**	ug/L	1.0	0.47	1		10/21/21 12:30	156-59-2	
cis-1,3-Dichloropropene	**<0.36**	ug/L	1.0	0.36	1		10/21/21 12:30	10061-01-5	
m&p-Xylene	**<0.70**	ug/L	2.0	0.70	1		10/21/21 12:30	179601-23-1	
n-Butylbenzene	**<0.86**	ug/L	1.0	0.86	1		10/21/21 12:30	104-51-8	
n-Hexane	**<1.5**	ug/L	5.0	1.5	1		10/21/21 12:30	110-54-3	
n-Propylbenzene	**<0.35**	ug/L	1.0	0.35	1		10/21/21 12:30	103-65-1	
o-Xylene	**<0.35**	ug/L	1.0	0.35	1		10/21/21 12:30	95-47-6	
p-Isopropyltoluene	**<1.0**	ug/L	5.0	1.0	1		10/21/21 12:30	99-87-6	
sec-Butylbenzene	**<0.42**	ug/L	1.0	0.42	1		10/21/21 12:30	135-98-8	
tert-Butylbenzene	**<0.59**	ug/L	1.0	0.59	1		10/21/21 12:30	98-06-6	
trans-1,2-Dichloroethene	**<0.53**	ug/L	1.0	0.53	1		10/21/21 12:30	156-60-5	
trans-1,3-Dichloropropene	**<3.5**	ug/L	5.0	3.5	1		10/21/21 12:30	10061-02-6	
Surrogates									
4-Bromofluorobenzene (S)	91	%	70-130		1		10/21/21 12:30	460-00-4	
1,2-Dichlorobenzene-d4 (S)	99	%	70-130		1		10/21/21 12:30	2199-69-1	
Toluene-d8 (S)	102	%	70-130		1		10/21/21 12:30	2037-26-5	

REPORT OF LABORATORY ANALYSIS

This report shall not be reproduced, except in full,
without the written consent of Pace Analytical Services, LLC.

Pace Analytical Services, LLC
1241 Bellevue Street - Suite 9
Green Bay, WI 54302
(920)469-2436

QUALITY CONTROL DATA

Project: A214201 MADISON KIPP CORP.
Pace Project No.: 40235451

QC Batch: 399112
QC Batch Method: EPA 8260
Analysis Method: EPA 8260
Analysis Description: 8260 MSV
Laboratory: Pace Analytical Services - Green Bay
Associated Lab Samples: 40235451001, 40235451002, 40235451003, 40235451004, 40235451005, 40235451006, 40235451007, 40235451008, 40235451009, 40235451010, 40235451011, 40235451012, 40235451013, 40235451014, 40235451015, 40235451016, 40235451017, 40235451018, 40235451021, 40235451022

METHOD BLANK: 2304423
Matrix: Water
Associated Lab Samples: 40235451001, 40235451002, 40235451003, 40235451004, 40235451005, 40235451006, 40235451007, 40235451008, 40235451009, 40235451010, 40235451011, 40235451012, 40235451013, 40235451014, 40235451015, 40235451016, 40235451017, 40235451018, 40235451021, 40235451022

Parameter	Units	Blank Result	Reporting Limit	Analyzed	Qualifiers
1,1,1,2-Tetrachloroethane	ug/L	<0.36	1.0	10/20/21 13:51	
1,1,1-Trichloroethane	ug/L	<0.30	1.0	10/20/21 13:51	
1,1,2,2-Tetrachloroethane	ug/L	<0.38	1.0	10/20/21 13:51	
1,1,2-Trichloroethane	ug/L	<0.34	5.0	10/20/21 13:51	
1,1,2-Trichlorotrifluoroethane	ug/L	<0.38	5.0	10/20/21 13:51	
1,1-Dichloroethane	ug/L	<0.30	1.0	10/20/21 13:51	
1,1-Dichloroethene	ug/L	<0.58	1.0	10/20/21 13:51	
1,1-Dichloropropene	ug/L	<0.41	1.0	10/20/21 13:51	
1,2,3-Trichlorobenzene	ug/L	<1.0	5.0	10/20/21 13:51	
1,2,3-Trichloropropane	ug/L	<0.56	5.0	10/20/21 13:51	
1,2,4-Trichlorobenzene	ug/L	<0.95	5.0	10/20/21 13:51	
1,2,4-Trimethylbenzene	ug/L	<0.45	1.0	10/20/21 13:51	
1,2-Dibromo-3-chloropropane	ug/L	<2.4	5.0	10/20/21 13:51	
1,2-Dibromoethane (EDB)	ug/L	<0.31	1.0	10/20/21 13:51	
1,2-Dichlorobenzene	ug/L	<0.33	1.0	10/20/21 13:51	
1,2-Dichloroethane	ug/L	<0.29	1.0	10/20/21 13:51	
1,2-Dichloropropane	ug/L	<0.45	1.0	10/20/21 13:51	
1,3,5-Trimethylbenzene	ug/L	<0.36	1.0	10/20/21 13:51	
1,3-Dichlorobenzene	ug/L	<0.35	1.0	10/20/21 13:51	
1,3-Dichloropropane	ug/L	<0.30	1.0	10/20/21 13:51	
1,4-Dichlorobenzene	ug/L	<0.89	1.0	10/20/21 13:51	
2,2-Dichloropropane	ug/L	<4.2	5.0	10/20/21 13:51	
2-Butanone (MEK)	ug/L	<6.5	25.0	10/20/21 13:51	
2-Chlorotoluene	ug/L	<0.89	5.0	10/20/21 13:51	
2-Hexanone	ug/L	<6.3	25.0	10/20/21 13:51	
4-Chlorotoluene	ug/L	<0.89	5.0	10/20/21 13:51	
4-Methyl-2-pentanone (MIBK)	ug/L	<6.0	25.0	10/20/21 13:51	
Acetone	ug/L	<8.6	25.0	10/20/21 13:51	
Benzene	ug/L	<0.30	1.0	10/20/21 13:51	
Bromobenzene	ug/L	<0.36	1.0	10/20/21 13:51	
Bromochloromethane	ug/L	<0.36	5.0	10/20/21 13:51	
Bromodichloromethane	ug/L	<0.42	1.0	10/20/21 13:51	
Bromoform	ug/L	<3.8	5.0	10/20/21 13:51	
Bromomethane	ug/L	<1.2	5.0	10/20/21 13:51	
Carbon disulfide	ug/L	<1.1	5.0	10/20/21 13:51	
Carbon tetrachloride	ug/L	<0.37	1.0	10/20/21 13:51	
Chlorobenzene	ug/L	<0.86	1.0	10/20/21 13:51	

Results presented on this page are in the units indicated by the "Units" column except where an alternate unit is presented to the right of the result.

REPORT OF LABORATORY ANALYSIS

This report shall not be reproduced, except in full,
without the written consent of Pace Analytical Services, LLC.

Pace Analytical Services, LLC
1241 Bellevue Street - Suite 9
Green Bay, WI 54302
(920)469-2436

QUALITY CONTROL DATA

Project: A214201 MADISON KIPP CORP.
Pace Project No.: 40235451

METHOD BLANK: 2304423 Matrix: Water

Associated Lab Samples: 40235451001, 40235451002, 40235451003, 40235451004, 40235451005, 40235451006, 40235451007, 40235451008, 40235451009, 40235451010, 40235451011, 40235451012, 40235451013, 40235451014, 40235451015, 40235451016, 40235451017, 40235451018, 40235451021, 40235451022

Parameter	Units	Blank Result	Reporting Limit	Analyzed	Qualifiers
Chloroethane	ug/L	<1.4	5.0	10/20/21 13:51	
Chloroform	ug/L	<1.2	5.0	10/20/21 13:51	
Chloromethane	ug/L	<1.6	5.0	10/20/21 13:51	
cis-1,2-Dichloroethene	ug/L	<0.47	1.0	10/20/21 13:51	
cis-1,3-Dichloropropene	ug/L	<0.36	1.0	10/20/21 13:51	
Dibromochloromethane	ug/L	<2.6	5.0	10/20/21 13:51	
Dibromomethane	ug/L	<0.99	5.0	10/20/21 13:51	
Dichlorodifluoromethane	ug/L	<0.46	5.0	10/20/21 13:51	
Diisopropyl ether	ug/L	<1.1	5.0	10/20/21 13:51	
Ethylbenzene	ug/L	<0.33	1.0	10/20/21 13:51	
Hexachloro-1,3-butadiene	ug/L	<2.7	5.0	10/20/21 13:51	
Isopropylbenzene (Cumene)	ug/L	<1.0	5.0	10/20/21 13:51	
m&p-Xylene	ug/L	<0.70	2.0	10/20/21 13:51	
Methyl-tert-butyl ether	ug/L	<1.1	5.0	10/20/21 13:51	
Methylene Chloride	ug/L	<0.32	5.0	10/20/21 13:51	
n-Butylbenzene	ug/L	<0.86	1.0	10/20/21 13:51	
n-Hexane	ug/L	<1.5	5.0	10/20/21 13:51	
n-Propylbenzene	ug/L	<0.35	1.0	10/20/21 13:51	
Naphthalene	ug/L	<1.1	5.0	10/20/21 13:51	
o-Xylene	ug/L	<0.35	1.0	10/20/21 13:51	
p-Isopropyltoluene	ug/L	<1.0	5.0	10/20/21 13:51	
sec-Butylbenzene	ug/L	<0.42	1.0	10/20/21 13:51	
Styrene	ug/L	<0.36	1.0	10/20/21 13:51	
tert-Butylbenzene	ug/L	<0.59	1.0	10/20/21 13:51	
Tetrachloroethene	ug/L	<0.41	1.0	10/20/21 13:51	
Tetrahydrofuran	ug/L	<2.4	25.0	10/20/21 13:51	
Toluene	ug/L	<0.29	1.0	10/20/21 13:51	
trans-1,2-Dichloroethene	ug/L	<0.53	1.0	10/20/21 13:51	
trans-1,3-Dichloropropene	ug/L	<3.5	5.0	10/20/21 13:51	
Trichloroethene	ug/L	<0.32	1.0	10/20/21 13:51	
Trichlorofluoromethane	ug/L	<0.42	1.0	10/20/21 13:51	
Vinyl chloride	ug/L	<0.17	1.0	10/20/21 13:51	
Xylene (Total)	ug/L	<1.0	3.0	10/20/21 13:51	
1,2-Dichlorobenzene-d4 (S)	%	99	70-130	10/20/21 13:51	
4-Bromofluorobenzene (S)	%	93	70-130	10/20/21 13:51	
Toluene-d8 (S)	%	101	70-130	10/20/21 13:51	

LABORATORY CONTROL SAMPLE: 2304424

Parameter	Units	Spike Conc.	LCS Result	LCS % Rec	% Rec Limits	Qualifiers
1,1,1-Trichloroethane	ug/L	50	52.5	105	70-130	
1,1,2,2-Tetrachloroethane	ug/L	50	53.7	107	66-130	

Results presented on this page are in the units indicated by the "Units" column except where an alternate unit is presented to the right of the result.

REPORT OF LABORATORY ANALYSIS

This report shall not be reproduced, except in full,
without the written consent of Pace Analytical Services, LLC.

Pace Analytical Services, LLC
1241 Bellevue Street - Suite 9
Green Bay, WI 54302
(920)469-2436

QUALITY CONTROL DATA

Project: A214201 MADISON KIPP CORP.
Pace Project No.: 40235451

LABORATORY CONTROL SAMPLE: 2304424

Parameter	Units	Spike Conc.	LCS Result	LCS % Rec	% Rec Limits	Qualifiers
1,1,2-Trichloroethane	ug/L	50	55.1	110	70-130	
1,1,2-Trichlorotrifluoroethane	ug/L	50	47.5	95	50-150	
1,1-Dichloroethane	ug/L	50	60.8	122	68-132	
1,1-Dichloroethene	ug/L	50	49.0	98	85-126	
1,2,4-Trichlorobenzene	ug/L	50	50.0	100	70-130	
1,2-Dibromo-3-chloropropane	ug/L	50	46.7	93	51-126	
1,2-Dibromoethane (EDB)	ug/L	50	54.6	109	70-130	
1,2-Dichlorobenzene	ug/L	50	56.2	112	70-130	
1,2-Dichloroethane	ug/L	50	51.7	103	70-130	
1,2-Dichloropropane	ug/L	50	57.8	116	78-125	
1,3-Dichlorobenzene	ug/L	50	54.8	110	70-130	
1,4-Dichlorobenzene	ug/L	50	56.4	113	70-130	
Benzene	ug/L	50	54.6	109	70-132	
Bromodichloromethane	ug/L	50	53.4	107	70-130	
Bromoform	ug/L	50	45.7	91	65-130	
Bromomethane	ug/L	50	34.1	68	44-128	
Carbon disulfide	ug/L	50	47.9	96	60-140	
Carbon tetrachloride	ug/L	50	54.8	110	70-130	
Chlorobenzene	ug/L	50	56.9	114	70-130	
Chloroethane	ug/L	50	54.4	109	73-137	
Chloroform	ug/L	50	54.7	109	80-122	
Chloromethane	ug/L	50	34.0	68	27-148	
cis-1,2-Dichloroethene	ug/L	50	51.1	102	70-130	
cis-1,3-Dichloropropene	ug/L	50	49.4	99	70-130	
Dibromochloromethane	ug/L	50	52.1	104	70-130	
Dichlorodifluoromethane	ug/L	50	22.4	45	22-151	
Ethylbenzene	ug/L	50	56.1	112	80-123	
Isopropylbenzene (Cumene)	ug/L	50	58.2	116	70-130	
m&p-Xylene	ug/L	100	113	113	70-130	
Methyl-tert-butyl ether	ug/L	50	47.2	94	66-130	
Methylene Chloride	ug/L	50	48.3	97	70-130	
o-Xylene	ug/L	50	55.8	112	70-130	
Styrene	ug/L	50	57.7	115	70-130	
Tetrachloroethene	ug/L	50	55.0	110	70-130	
Toluene	ug/L	50	54.5	109	80-121	
trans-1,2-Dichloroethene	ug/L	50	52.7	105	70-130	
trans-1,3-Dichloropropene	ug/L	50	48.5	97	58-125	
Trichloroethene	ug/L	50	52.5	105	70-130	
Trichlorofluoromethane	ug/L	50	44.5	89	84-148	
Vinyl chloride	ug/L	50	43.8	88	63-142	
Xylene (Total)	ug/L	150	169	113	70-130	
1,2-Dichlorobenzene-d4 (S)	%			97	70-130	
4-Bromofluorobenzene (S)	%			95	70-130	
Toluene-d8 (S)	%			101	70-130	

Results presented on this page are in the units indicated by the "Units" column except where an alternate unit is presented to the right of the result.

REPORT OF LABORATORY ANALYSIS

This report shall not be reproduced, except in full,
without the written consent of Pace Analytical Services, LLC.

Pace Analytical Services, LLC
1241 Bellevue Street - Suite 9
Green Bay, WI 54302
(920)469-2436

QUALITY CONTROL DATA

Project: A214201 MADISON KIPP CORP.
Pace Project No.: 40235451

MATRIX SPIKE & MATRIX SPIKE DUPLICATE: 2304948 2304949

Parameter	Units	40235451001 Result	MS Spike Conc.	MSD Spike Conc.	MS Result	MSD Result	MS % Rec	MSD % Rec	% Rec Limits	RPD	Max RPD	Qual
1,1,1-Trichloroethane	ug/L	<0.30	50	50	53.3	54.5	107	109	70-130	2	20	
1,1,2,2-Tetrachloroethane	ug/L	<0.38	50	50	54.9	55.6	110	111	66-130	1	20	
1,1,2-Trichloroethane	ug/L	<0.34	50	50	55.1	55.9	110	112	70-130	2	20	
1,1,2-Trichlorotrifluoroethane	ug/L	<0.38	50	50	47.8	48.2	96	96	50-150	1	20	
1,1-Dichloroethane	ug/L	<0.30	50	50	60.0	62.0	120	124	68-132	3	20	
1,1-Dichloroethene	ug/L	<0.58	50	50	48.1	49.5	96	99	76-132	3	20	
1,2,4-Trichlorobenzene	ug/L	<0.95	50	50	52.1	53.3	104	107	70-130	2	20	
1,2-Dibromo-3-chloropropane	ug/L	<2.4	50	50	47.0	47.1	94	94	51-126	0	20	
1,2-Dibromoethane (EDB)	ug/L	<0.31	50	50	54.2	54.9	108	110	70-130	1	20	
1,2-Dichlorobenzene	ug/L	<0.33	50	50	56.9	58.0	114	116	70-130	2	20	
1,2-Dichloroethane	ug/L	<0.29	50	50	51.5	52.8	103	106	70-130	2	20	
1,2-Dichloropropane	ug/L	<0.45	50	50	57.2	58.8	114	118	77-125	3	20	
1,3-Dichlorobenzene	ug/L	<0.35	50	50	56.4	55.0	113	110	70-130	2	20	
1,4-Dichlorobenzene	ug/L	<0.89	50	50	57.5	58.0	115	116	70-130	1	20	
Benzene	ug/L	<0.30	50	50	55.0	55.6	110	111	70-132	1	20	
Bromodichloromethane	ug/L	<0.42	50	50	53.6	54.4	107	109	70-130	2	20	
Bromoform	ug/L	<3.8	50	50	46.8	46.4	94	93	65-130	1	20	
Bromomethane	ug/L	<1.2	50	50	42.5	47.4	85	95	44-128	11	21	
Carbon disulfide	ug/L	<1.1	50	50	48.6	49.4	97	99	60-140	2	20	
Carbon tetrachloride	ug/L	<0.37	50	50	55.4	56.3	111	113	70-132	2	20	
Chlorobenzene	ug/L	<0.86	50	50	57.7	58.2	115	116	70-130	1	20	
Chloroethane	ug/L	<1.4	50	50	54.2	55.0	108	110	70-137	1	20	
Chloroform	ug/L	<1.2	50	50	55.1	56.7	110	113	80-122	3	20	
Chloromethane	ug/L	<1.6	50	50	34.8	34.7	70	69	17-149	0	20	
cis-1,2-Dichloroethene	ug/L	22.7	50	50	75.5	78.6	106	112	70-130	4	20	
cis-1,3-Dichloropropene	ug/L	<0.36	50	50	50.0	51.4	100	103	70-130	3	20	
Dibromochloromethane	ug/L	<2.6	50	50	52.7	52.6	105	105	70-130	0	20	
Dichlorodifluoromethane	ug/L	<0.46	50	50	22.5	22.2	45	44	22-158	2	20	
Ethylbenzene	ug/L	<0.33	50	50	56.9	57.1	114	114	80-123	0	20	
Isopropylbenzene (Cumene)	ug/L	<1.0	50	50	58.7	59.7	117	119	70-130	2	20	
m&p-Xylene	ug/L	<0.70	100	100	113	115	113	115	70-130	1	20	
Methyl-tert-butyl ether	ug/L	<1.1	50	50	46.4	49.0	93	98	66-130	6	20	
Methylene Chloride	ug/L	<0.32	50	50	48.5	49.5	97	99	70-130	2	20	
o-Xylene	ug/L	<0.35	50	50	56.8	57.4	114	115	70-130	1	20	
Styrene	ug/L	<0.36	50	50	58.6	59.2	117	118	70-130	1	20	
Tetrachloroethene	ug/L	145	50	50	233	208	177	127	70-130	11	20	M1
Toluene	ug/L	<0.29	50	50	55.3	55.9	111	112	80-121	1	20	
trans-1,2-Dichloroethene	ug/L	<0.53	50	50	53.3	54.0	107	108	70-134	1	20	
trans-1,3-Dichloropropene	ug/L	<3.5	50	50	49.4	50.1	99	100	58-130	1	20	
Trichloroethene	ug/L	13.5	50	50	69.6	69.2	112	111	70-130	1	20	
Trichlorofluoromethane	ug/L	<0.42	50	50	44.3	45.3	89	91	82-151	2	20	
Vinyl chloride	ug/L	<0.17	50	50	43.8	43.4	88	87	61-143	1	20	
Xylene (Total)	ug/L	<1.0	150	150	170	172	113	115	70-130	1	20	

Results presented on this page are in the units indicated by the "Units" column except where an alternate unit is presented to the right of the result.

REPORT OF LABORATORY ANALYSIS

This report shall not be reproduced, except in full,
without the written consent of Pace Analytical Services, LLC.

Pace Analytical Services, LLC
1241 Bellevue Street - Suite 9
Green Bay, WI 54302
(920)469-2436

QUALITY CONTROL DATA

Project: A214201 MADISON KIPP CORP.
Pace Project No.: 40235451

MATRIX SPIKE & MATRIX SPIKE DUPLICATE: 2304948 2304949

Parameter	Units	40235451001 Result	MS Spike Conc.	MSD Spike Conc.	MS Result	MSD Result	MS % Rec	MSD % Rec	% Rec Limits	RPD	Max RPD	Qual
1,2-Dichlorobenzene-d4 (S)	%						97	98	70-130			
4-Bromofluorobenzene (S)	%						96	96	70-130			
Toluene-d8 (S)	%						101	101	70-130			

Results presented on this page are in the units indicated by the "Units" column except where an alternate unit is presented to the right of the result.

REPORT OF LABORATORY ANALYSIS

This report shall not be reproduced, except in full,
without the written consent of Pace Analytical Services, LLC.

Pace Analytical Services, LLC
1241 Bellevue Street - Suite 9
Green Bay, WI 54302
(920)469-2436

QUALITY CONTROL DATA

Project: A214201 MADISON KIPP CORP.
Pace Project No.: 40235451

QC Batch: 399113 Analysis Method: EPA 8260
QC Batch Method: EPA 8260 Analysis Description: 8260 MSV
Laboratory: Pace Analytical Services - Green Bay
Associated Lab Samples: 40235451023, 40235451024, 40235451025, 40235451026, 40235451027, 40235451028, 40235451030, 40235451031, 40235451032, 40235451033, 40235451034, 40235451035

METHOD BLANK: 2304425 Matrix: Water
Associated Lab Samples: 40235451023, 40235451024, 40235451025, 40235451026, 40235451027, 40235451028, 40235451030, 40235451031, 40235451032, 40235451033, 40235451034, 40235451035

Parameter	Units	Blank Result	Reporting Limit	Analyzed	Qualifiers
1,1,1,2-Tetrachloroethane	ug/L	<0.36	1.0	10/21/21 10:14	
1,1,1-Trichloroethane	ug/L	<0.30	1.0	10/21/21 10:14	
1,1,2,2-Tetrachloroethane	ug/L	<0.38	1.0	10/21/21 10:14	
1,1,2-Trichloroethane	ug/L	<0.34	5.0	10/21/21 10:14	
1,1,2-Trichlorotrifluoroethane	ug/L	<0.38	5.0	10/21/21 10:14	
1,1-Dichloroethane	ug/L	<0.30	1.0	10/21/21 10:14	
1,1-Dichloroethene	ug/L	<0.58	1.0	10/21/21 10:14	
1,1-Dichloropropene	ug/L	<0.41	1.0	10/21/21 10:14	
1,2,3-Trichlorobenzene	ug/L	<1.0	5.0	10/21/21 10:14	
1,2,3-Trichloropropane	ug/L	<0.56	5.0	10/21/21 10:14	
1,2,4-Trichlorobenzene	ug/L	<0.95	5.0	10/21/21 10:14	
1,2,4-Trimethylbenzene	ug/L	<0.45	1.0	10/21/21 10:14	
1,2-Dibromo-3-chloropropane	ug/L	<2.4	5.0	10/21/21 10:14	
1,2-Dibromoethane (EDB)	ug/L	<0.31	1.0	10/21/21 10:14	
1,2-Dichlorobenzene	ug/L	<0.33	1.0	10/21/21 10:14	
1,2-Dichloroethane	ug/L	<0.29	1.0	10/21/21 10:14	
1,2-Dichloropropane	ug/L	<0.45	1.0	10/21/21 10:14	
1,3,5-Trimethylbenzene	ug/L	<0.36	1.0	10/21/21 10:14	
1,3-Dichlorobenzene	ug/L	<0.35	1.0	10/21/21 10:14	
1,3-Dichloropropane	ug/L	<0.30	1.0	10/21/21 10:14	
1,4-Dichlorobenzene	ug/L	<0.89	1.0	10/21/21 10:14	
2,2-Dichloropropane	ug/L	<4.2	5.0	10/21/21 10:14	
2-Butanone (MEK)	ug/L	<6.5	25.0	10/21/21 10:14	
2-Chlorotoluene	ug/L	<0.89	5.0	10/21/21 10:14	
2-Hexanone	ug/L	<6.3	25.0	10/21/21 10:14	
4-Chlorotoluene	ug/L	<0.89	5.0	10/21/21 10:14	
4-Methyl-2-pentanone (MIBK)	ug/L	<6.0	25.0	10/21/21 10:14	
Acetone	ug/L	<8.6	25.0	10/21/21 10:14	
Benzene	ug/L	<0.30	1.0	10/21/21 10:14	
Bromobenzene	ug/L	<0.36	1.0	10/21/21 10:14	
Bromochloromethane	ug/L	<0.36	5.0	10/21/21 10:14	
Bromodichloromethane	ug/L	<0.42	1.0	10/21/21 10:14	
Bromoform	ug/L	<3.8	5.0	10/21/21 10:14	
Bromomethane	ug/L	<1.2	5.0	10/21/21 10:14	
Carbon disulfide	ug/L	<1.1	5.0	10/21/21 10:14	
Carbon tetrachloride	ug/L	<0.37	1.0	10/21/21 10:14	
Chlorobenzene	ug/L	<0.86	1.0	10/21/21 10:14	
Chloroethane	ug/L	<1.4	5.0	10/21/21 10:14	
Chloroform	ug/L	<1.2	5.0	10/21/21 10:14	

Results presented on this page are in the units indicated by the "Units" column except where an alternate unit is presented to the right of the result.

REPORT OF LABORATORY ANALYSIS

This report shall not be reproduced, except in full,
without the written consent of Pace Analytical Services, LLC.

Pace Analytical Services, LLC
1241 Bellevue Street - Suite 9
Green Bay, WI 54302
(920)469-2436

QUALITY CONTROL DATA

Project: A214201 MADISON KIPP CORP.
Pace Project No.: 40235451

METHOD BLANK: 2304425 Matrix: Water

Associated Lab Samples: 40235451023, 40235451024, 40235451025, 40235451026, 40235451027, 40235451028, 40235451030, 40235451031, 40235451032, 40235451033, 40235451034, 40235451035

Parameter	Units	Blank Result	Reporting Limit	Analyzed	Qualifiers
Chloromethane	ug/L	<1.6	5.0	10/21/21 10:14	
cis-1,2-Dichloroethene	ug/L	<0.47	1.0	10/21/21 10:14	
cis-1,3-Dichloropropene	ug/L	<0.36	1.0	10/21/21 10:14	
Dibromochloromethane	ug/L	<2.6	5.0	10/21/21 10:14	
Dibromomethane	ug/L	<0.99	5.0	10/21/21 10:14	
Dichlorodifluoromethane	ug/L	<0.46	5.0	10/21/21 10:14	
Diisopropyl ether	ug/L	<1.1	5.0	10/21/21 10:14	
Ethylbenzene	ug/L	<0.33	1.0	10/21/21 10:14	
Hexachloro-1,3-butadiene	ug/L	<2.7	5.0	10/21/21 10:14	
Isopropylbenzene (Cumene)	ug/L	<1.0	5.0	10/21/21 10:14	
m&p-Xylene	ug/L	<0.70	2.0	10/21/21 10:14	
Methyl-tert-butyl ether	ug/L	<1.1	5.0	10/21/21 10:14	
Methylene Chloride	ug/L	<0.32	5.0	10/21/21 10:14	
n-Butylbenzene	ug/L	<0.86	1.0	10/21/21 10:14	
n-Hexane	ug/L	<1.5	5.0	10/21/21 10:14	
n-Propylbenzene	ug/L	<0.35	1.0	10/21/21 10:14	
Naphthalene	ug/L	<1.1	5.0	10/21/21 10:14	
o-Xylene	ug/L	<0.35	1.0	10/21/21 10:14	
p-Isopropyltoluene	ug/L	<1.0	5.0	10/21/21 10:14	
sec-Butylbenzene	ug/L	<0.42	1.0	10/21/21 10:14	
Styrene	ug/L	<0.36	1.0	10/21/21 10:14	
tert-Butylbenzene	ug/L	<0.59	1.0	10/21/21 10:14	
Tetrachloroethene	ug/L	<0.41	1.0	10/21/21 10:14	
Tetrahydrofuran	ug/L	<2.4	25.0	10/21/21 10:14	
Toluene	ug/L	<0.29	1.0	10/21/21 10:14	
trans-1,2-Dichloroethene	ug/L	<0.53	1.0	10/21/21 10:14	
trans-1,3-Dichloropropene	ug/L	<3.5	5.0	10/21/21 10:14	
Trichloroethene	ug/L	<0.32	1.0	10/21/21 10:14	
Trichlorofluoromethane	ug/L	<0.42	1.0	10/21/21 10:14	
Vinyl chloride	ug/L	<0.17	1.0	10/21/21 10:14	
Xylene (Total)	ug/L	<1.0	3.0	10/21/21 10:14	
1,2-Dichlorobenzene-d4 (S)	%	99	70-130	10/21/21 10:14	
4-Bromofluorobenzene (S)	%	93	70-130	10/21/21 10:14	
Toluene-d8 (S)	%	99	70-130	10/21/21 10:14	

LABORATORY CONTROL SAMPLE: 2304426

Parameter	Units	Spike Conc.	LCS Result	LCS % Rec	% Rec Limits	Qualifiers
1,1,1-Trichloroethane	ug/L	250	265	106	70-130	
1,1,2,2-Tetrachloroethane	ug/L	250	272	109	66-130	
1,1,2-Trichloroethane	ug/L	250	276	110	70-130	
1,1,2-Trichlorotrifluoroethane	ug/L	250	237	95	50-150	
1,1-Dichloroethane	ug/L	250	290	116	68-132	

Results presented on this page are in the units indicated by the "Units" column except where an alternate unit is presented to the right of the result.

REPORT OF LABORATORY ANALYSIS

This report shall not be reproduced, except in full,
without the written consent of Pace Analytical Services, LLC.

Pace Analytical Services, LLC
1241 Bellevue Street - Suite 9
Green Bay, WI 54302
(920)469-2436

QUALITY CONTROL DATA

Project: A214201 MADISON KIPP CORP.
Pace Project No.: 40235451

LABORATORY CONTROL SAMPLE: 2304426

Parameter	Units	Spike Conc.	LCS Result	LCS % Rec	% Rec Limits	Qualifiers
1,1-Dichloroethene	ug/L	250	235	94	85-126	
1,2,4-Trichlorobenzene	ug/L	250	253	101	70-130	
1,2-Dibromo-3-chloropropane	ug/L	250	220	88	51-126	
1,2-Dibromoethane (EDB)	ug/L	250	272	109	70-130	
1,2-Dichlorobenzene	ug/L	250	287	115	70-130	
1,2-Dichloroethane	ug/L	250	260	104	70-130	
1,2-Dichloropropane	ug/L	250	285	114	78-125	
1,3-Dichlorobenzene	ug/L	250	281	113	70-130	
1,4-Dichlorobenzene	ug/L	250	283	113	70-130	
Benzene	ug/L	250	273	109	70-132	
Bromodichloromethane	ug/L	250	268	107	70-130	
Bromoform	ug/L	250	234	94	65-130	
Bromomethane	ug/L	250	170	68	44-128	
Carbon disulfide	ug/L	250	232	93	60-140	
Carbon tetrachloride	ug/L	250	274	110	70-130	
Chlorobenzene	ug/L	250	286	115	70-130	
Chloroethane	ug/L	250	255	102	73-137	
Chloroform	ug/L	250	275	110	80-122	
Chloromethane	ug/L	250	154	62	27-148	
cis-1,2-Dichloroethene	ug/L	250	258	103	70-130	
cis-1,3-Dichloropropene	ug/L	250	251	101	70-130	
Dibromochloromethane	ug/L	250	262	105	70-130	
Dichlorodifluoromethane	ug/L	250	91.6	37	22-151	
Ethylbenzene	ug/L	250	283	113	80-123	
Isopropylbenzene (Cumene)	ug/L	250	296	118	70-130	
m&p-Xylene	ug/L	500	566	113	70-130	
Methyl-tert-butyl ether	ug/L	250	233	93	66-130	
Methylene Chloride	ug/L	250	239	95	70-130	
o-Xylene	ug/L	250	285	114	70-130	
Styrene	ug/L	250	295	118	70-130	
Tetrachloroethene	ug/L	250	279	112	70-130	
Toluene	ug/L	250	276	110	80-121	
trans-1,2-Dichloroethene	ug/L	250	261	105	70-130	
trans-1,3-Dichloropropene	ug/L	250	252	101	58-125	
Trichloroethene	ug/L	250	268	107	70-130	
Trichlorofluoromethane	ug/L	250	215	86	84-148	
Vinyl chloride	ug/L	250	198	79	63-142	
Xylene (Total)	ug/L	750	851	114	70-130	
1,2-Dichlorobenzene-d4 (S)	%			99	70-130	
4-Bromofluorobenzene (S)	%			96	70-130	
Toluene-d8 (S)	%			102	70-130	

Results presented on this page are in the units indicated by the "Units" column except where an alternate unit is presented to the right of the result.

REPORT OF LABORATORY ANALYSIS

This report shall not be reproduced, except in full,
without the written consent of Pace Analytical Services, LLC.

Pace Analytical Services, LLC
1241 Bellevue Street - Suite 9
Green Bay, WI 54302
(920)469-2436

QUALITY CONTROL DATA

Project: A214201 MADISON KIPP CORP.
Pace Project No.: 40235451

MATRIX SPIKE & MATRIX SPIKE DUPLICATE: 2304427 2304428

Parameter	Units	40235451033 Result	MS Spike Conc.	MSD Spike Conc.	MS Result	MSD Result	MS % Rec	MSD % Rec	% Rec Limits	RPD	Max RPD	Qual
1,1,1-Trichloroethane	ug/L	<0.30	50	50	54.6	53.6	109	107	70-130	2	20	
1,1,2,2-Tetrachloroethane	ug/L	<0.38	50	50	58.5	56.0	117	112	66-130	4	20	
1,1,2-Trichloroethane	ug/L	<0.34	50	50	59.2	56.2	118	112	70-130	5	20	
1,1,2-Trichlorotrifluoroethane	ug/L	<0.38	50	50	46.6	46.3	93	93	50-150	1	20	
1,1-Dichloroethane	ug/L	<0.30	50	50	59.9	58.2	120	116	68-132	3	20	
1,1-Dichloroethene	ug/L	<0.58	50	50	48.2	46.5	96	93	76-132	4	20	
1,2,4-Trichlorobenzene	ug/L	<0.95	50	50	53.4	51.4	107	103	70-130	4	20	
1,2-Dibromo-3-chloropropane	ug/L	<2.4	50	50	49.3	49.6	99	99	51-126	1	20	
1,2-Dibromoethane (EDB)	ug/L	<0.31	50	50	57.3	55.6	115	111	70-130	3	20	
1,2-Dichlorobenzene	ug/L	<0.33	50	50	60.0	57.3	120	115	70-130	5	20	
1,2-Dichloroethane	ug/L	<0.29	50	50	55.5	53.1	111	106	70-130	4	20	
1,2-Dichloropropane	ug/L	<0.45	50	50	60.2	56.9	120	114	77-125	6	20	
1,3-Dichlorobenzene	ug/L	<0.35	50	50	58.9	56.0	118	112	70-130	5	20	
1,4-Dichlorobenzene	ug/L	<0.89	50	50	59.6	57.6	119	115	70-130	3	20	
Benzene	ug/L	<0.30	50	50	56.9	54.4	114	109	70-132	5	20	
Bromodichloromethane	ug/L	<0.42	50	50	56.4	54.3	113	109	70-130	4	20	
Bromoform	ug/L	<3.8	50	50	49.8	46.5	100	93	65-130	7	20	
Bromomethane	ug/L	<1.2	50	50	40.4	42.8	81	86	44-128	6	21	
Carbon disulfide	ug/L	<1.1	50	50	47.7	46.5	95	93	60-140	3	20	
Carbon tetrachloride	ug/L	<0.37	50	50	57.1	55.5	114	111	70-132	3	20	
Chlorobenzene	ug/L	<0.86	50	50	60.0	57.6	120	115	70-130	4	20	
Chloroethane	ug/L	<1.4	50	50	54.1	51.9	108	104	70-137	4	20	
Chloroform	ug/L	<1.2	50	50	58.0	55.1	116	110	80-122	5	20	
Chloromethane	ug/L	<1.6	50	50	32.8	30.3	66	61	17-149	8	20	
cis-1,2-Dichloroethene	ug/L	8.6	50	50	64.6	60.7	112	104	70-130	6	20	
cis-1,3-Dichloropropene	ug/L	<0.36	50	50	52.5	50.4	105	101	70-130	4	20	
Dibromochloromethane	ug/L	<2.6	50	50	55.8	53.3	112	107	70-130	4	20	
Dichlorodifluoromethane	ug/L	<0.46	50	50	17.6	17.1	35	34	22-158	3	20	
Ethylbenzene	ug/L	<0.33	50	50	58.6	56.8	117	114	80-123	3	20	
Isopropylbenzene (Cumene)	ug/L	<1.0	50	50	61.2	58.1	122	116	70-130	5	20	
m&p-Xylene	ug/L	<0.70	100	100	117	113	117	113	70-130	4	20	
Methyl-tert-butyl ether	ug/L	<1.1	50	50	50.2	47.7	100	95	66-130	5	20	
Methylene Chloride	ug/L	<0.32	50	50	50.7	48.2	101	96	70-130	5	20	
o-Xylene	ug/L	<0.35	50	50	58.9	56.5	118	113	70-130	4	20	
Styrene	ug/L	<0.36	50	50	61.8	59.1	124	118	70-130	4	20	
Tetrachloroethene	ug/L	21.1	50	50	79.4	77.7	117	113	70-130	2	20	
Toluene	ug/L	<0.29	50	50	57.6	54.7	115	109	80-121	5	20	
trans-1,2-Dichloroethene	ug/L	<0.53	50	50	54.0	52.3	108	105	70-134	3	20	
trans-1,3-Dichloropropene	ug/L	<3.5	50	50	53.5	51.3	107	103	58-130	4	20	
Trichloroethene	ug/L	19.7	50	50	77.2	74.2	115	109	70-130	4	20	
Trichlorofluoromethane	ug/L	<0.42	50	50	44.1	43.3	88	87	82-151	2	20	
Vinyl chloride	ug/L	<0.17	50	50	40.2	39.9	80	80	61-143	1	20	
Xylene (Total)	ug/L	<1.0	150	150	176	169	118	113	70-130	4	20	

Results presented on this page are in the units indicated by the "Units" column except where an alternate unit is presented to the right of the result.

REPORT OF LABORATORY ANALYSIS

This report shall not be reproduced, except in full,
without the written consent of Pace Analytical Services, LLC.

Pace Analytical Services, LLC
1241 Bellevue Street - Suite 9
Green Bay, WI 54302
(920)469-2436

QUALITY CONTROL DATA

Project: A214201 MADISON KIPP CORP.
Pace Project No.: 40235451

MATRIX SPIKE & MATRIX SPIKE DUPLICATE: 2304427 2304428

Parameter	Units	40235451033 Result	MS Spike Conc.	MSD Spike Conc.	MS Result	MSD Result	MS % Rec	MSD % Rec	% Rec Limits	RPD	Max RPD	Qual
1,2-Dichlorobenzene-d4 (S)	%						98	100	70-130			
4-Bromofluorobenzene (S)	%						95	96	70-130			
Toluene-d8 (S)	%						101	101	70-130			

Results presented on this page are in the units indicated by the "Units" column except where an alternate unit is presented to the right of the result.

REPORT OF LABORATORY ANALYSIS

This report shall not be reproduced, except in full,
without the written consent of Pace Analytical Services, LLC.

Pace Analytical Services, LLC
1241 Bellevue Street - Suite 9
Green Bay, WI 54302
(920)469-2436

QUALITY CONTROL DATA

Project: A214201 MADISON KIPP CORP.
Pace Project No.: 40235451

QC Batch: 399150 | Analysis Method: SM 2540C
QC Batch Method: SM 2540C | Analysis Description: 2540C Total Dissolved Solids
Laboratory: Pace Analytical Services - Green Bay
Associated Lab Samples: 40235451019, 40235451020, 40235451022, 40235451029, 40235451034

METHOD BLANK: 2304631 Matrix: Water
Associated Lab Samples: 40235451019, 40235451020, 40235451022, 40235451029, 40235451034

Parameter	Units	Blank Result	Reporting Limit	Analyzed	Qualifiers
Total Dissolved Solids	mg/L	<8.7	20.0	10/20/21 14:28	

LABORATORY CONTROL SAMPLE: 2304632

Parameter	Units	Spike Conc.	LCS Result	LCS % Rec	% Rec Limits	Qualifiers
Total Dissolved Solids	mg/L	575	582	101	80-120	

SAMPLE DUPLICATE: 2304633

Parameter	Units	40235409001 Result	Dup Result	RPD	Max RPD	Qualifiers
Total Dissolved Solids	mg/L	422	416	1	10	

SAMPLE DUPLICATE: 2304634

Parameter	Units	40235462001 Result	Dup Result	RPD	Max RPD	Qualifiers
Total Dissolved Solids	mg/L	572	580	1	10	

Results presented on this page are in the units indicated by the "Units" column except where an alternate unit is presented to the right of the result.

REPORT OF LABORATORY ANALYSIS

This report shall not be reproduced, except in full,
without the written consent of Pace Analytical Services, LLC.

Pace Analytical Services, LLC
1241 Bellevue Street - Suite 9
Green Bay, WI 54302
(920)469-2436

QUALITY CONTROL DATA

Project: A214201 MADISON KIPP CORP.
Pace Project No.: 40235451

QC Batch: 399301
QC Batch Method: SM 2540C
Analysis Method: SM 2540C
Analysis Description: 2540C Total Dissolved Solids
Laboratory: Pace Analytical Services - Green Bay
Associated Lab Samples: 40235451026

METHOD BLANK: 2305405 Matrix: Water
Associated Lab Samples: 40235451026

Parameter	Units	Blank Result	Reporting Limit	Analyzed	Qualifiers
Total Dissolved Solids	mg/L	<8.7	20.0	10/21/21 14:44	

LABORATORY CONTROL SAMPLE: 2305406

Parameter	Units	Spike Conc.	LCS Result	LCS % Rec	% Rec Limits	Qualifiers
Total Dissolved Solids	mg/L	575	592	103	80-120	

SAMPLE DUPLICATE: 2305407

Parameter	Units	40235485001 Result	Dup Result	RPD	Max RPD	Qualifiers
Total Dissolved Solids	mg/L	490	488	0	10	

SAMPLE DUPLICATE: 2305408

Parameter	Units	40235485014 Result	Dup Result	RPD	Max RPD	Qualifiers
Total Dissolved Solids	mg/L	378	376	1	10	

Results presented on this page are in the units indicated by the "Units" column except where an alternate unit is presented to the right of the result.

REPORT OF LABORATORY ANALYSIS

This report shall not be reproduced, except in full,
without the written consent of Pace Analytical Services, LLC.

Pace Analytical Services, LLC
1241 Bellevue Street - Suite 9
Green Bay, WI 54302
(920)469-2436

QUALITY CONTROL DATA

Project: A214201 MADISON KIPP CORP.
Pace Project No.: 40235451

QC Batch: 399125 | Analysis Method: SM 2540D
QC Batch Method: SM 2540D | Analysis Description: 2540D Total Suspended Solids
Laboratory: Pace Analytical Services - Green Bay
Associated Lab Samples: 40235451019, 40235451020, 40235451022, 40235451026, 40235451029, 40235451034

METHOD BLANK: 2304530 Matrix: Water
Associated Lab Samples: 40235451019, 40235451020, 40235451022, 40235451026, 40235451029, 40235451034

Parameter	Units	Blank Result	Reporting Limit	Analyzed	Qualifiers
Total Suspended Solids	mg/L	<0.48	1.0	10/20/21 16:24	

LABORATORY CONTROL SAMPLE: 2304531

Parameter	Units	Spike Conc.	LCS Result	LCS % Rec	% Rec Limits	Qualifiers
Total Suspended Solids	mg/L	100	94.0	94	80-120	

SAMPLE DUPLICATE: 2304532

Parameter	Units	40235401001 Result	Dup Result	RPD	Max RPD	Qualifiers
Total Suspended Solids	mg/L	16.7	15.9	5	10	

SAMPLE DUPLICATE: 2304533

Parameter	Units	40235418001 Result	Dup Result	RPD	Max RPD	Qualifiers
Total Suspended Solids	mg/L	15.5	18.1	15	10	R1

Results presented on this page are in the units indicated by the "Units" column except where an alternate unit is presented to the right of the result.

REPORT OF LABORATORY ANALYSIS

This report shall not be reproduced, except in full,
without the written consent of Pace Analytical Services, LLC.

Pace Analytical Services, LLC
1241 Bellevue Street - Suite 9
Green Bay, WI 54302
(920)469-2436

QUALIFIERS

Project: A214201 MADISON KIPP CORP.
Pace Project No.: 40235451

DEFINITIONS

DF - Dilution Factor, if reported, represents the factor applied to the reported data due to dilution of the sample aliquot.

ND - Not Detected at or above LOD.

J - Estimated concentration at or above the LOD and below the LOQ.

LOD - Limit of Detection adjusted for dilution factor, percent moisture, initial weight and final volume.

LOQ - Limit of Quantitation adjusted for dilution factor, percent moisture, initial weight and final volume.

S - Surrogate

1,2-Diphenylhydrazine decomposes to and cannot be separated from Azobenzene using Method 8270. The result for each analyte is a combined concentration.

Consistent with EPA guidelines, unrounded data are displayed and have been used to calculate % recovery and RPD values.

LCS(D) - Laboratory Control Sample (Duplicate)

MS(D) - Matrix Spike (Duplicate)

DUP - Sample Duplicate

RPD - Relative Percent Difference

NC - Not Calculable.

SG - Silica Gel - Clean-Up

U - Indicates the compound was analyzed for, but not detected at or above the adjusted LOD.

N-Nitrosodiphenylamine decomposes and cannot be separated from Diphenylamine using Method 8270. The result reported for each analyte is a combined concentration.

Pace Analytical is TNI accredited. Contact your Pace PM for the current list of accredited analytes.

TNI - The NELAC Institute.

ANALYTE QUALIFIERS

M1	Matrix spike recovery exceeded QC limits. Batch accepted based on laboratory control sample (LCS) recovery.
R1	RPD value was outside control limits.

This report shall not be reproduced, except in full,
without the written consent of Pace Analytical Services, LLC.

Pace Analytical Services, LLC
1241 Bellevue Street - Suite 9
Green Bay, WI 54302
(920)469-2436

QUALITY CONTROL DATA CROSS REFERENCE TABLE

Project: A214201 MADISON KIPP CORP.
Pace Project No.: 40235451

Lab ID	Sample ID	QC Batch Method	QC Batch	Analytical Method	Analytical Batch
40235451001	**MP-13_163-167_202110**	EPA 8260	399112		
40235451002	**MP-13_135-139_202110**	EPA 8260	399112		
40235451003	**MP-13_121-125_202110**	EPA 8260	399112		
40235451004	**MP-13_102-106_202110**	EPA 8260	399112		
40235451005	**MP-13_081-085_202110**	EPA 8260	399112		
40235451006	**MP-13_067-071_202110**	EPA 8260	399112		
40235451007	**MP-13_044-048_202110**	EPA 8260	399112		
40235451008	**MP-14_170-178_202110**	EPA 8260	399112		
40235451009	**MP-14_135-140_202110**	EPA 8260	399112		
40235451010	**MP-14_100-105_202110**	EPA 8260	399112		
40235451011	**MP-15_177-187_202110**	EPA 8260	399112		
40235451012	**MP-15_142-146_202110**	EPA 8260	399112		
40235451013	**MP-15_120-125_202110**	EPA 8260	399112		
40235451014	**MP-15_100-105_202110**	EPA 8260	399112		
40235451015	**MP-15_088-092_202110**	EPA 8260	399112		
40235451016	**MP-16_175-179_202110**	EPA 8260	399112		
40235451017	**MP-16_140-144_202110**	EPA 8260	399112		
40235451018	**MP-16_106-116_202110**	EPA 8260	399112		
40235451021	**MW-4D2-202110**	EPA 8260	399112		
40235451022	**MW-5S-202110**	EPA 8260	399112		
40235451023	**MW-5D-202110**	EPA 8260	399113		
40235451024	**MW-5D2-202110**	EPA 8260	399113		
40235451025	**MW-5D3-202110**	EPA 8260	399113		
40235451026	**MW-6S-202110**	EPA 8260	399113		
40235451027	**MW-6D-202110**	EPA 8260	399113		
40235451028	**MW-17-202110**	EPA 8260	399113		
40235451030	**MW-25D-202110**	EPA 8260	399113		
40235451031	**MW-25D2-202110**	EPA 8260	399113		
40235451032	**MW-27D-202110**	EPA 8260	399113		
40235451033	**MW-27D2-202110**	EPA 8260	399113		
40235451034	**DUP-01-202110**	EPA 8260	399113		
40235451035	**TRIP BLANK 202110**	EPA 8260	399113		
40235451019	**MW-4S-202110**	SM 2540C	399150		
40235451020	**MW-4D-202110**	SM 2540C	399150		
40235451022	**MW-5S-202110**	SM 2540C	399150		
40235451026	**MW-6S-202110**	SM 2540C	399301		
40235451029	**MW-24-202110**	SM 2540C	399150		
40235451034	**DUP-01-202110**	SM 2540C	399150		
40235451019	**MW-4S-202110**	SM 2540D	399125		
40235451020	**MW-4D-202110**	SM 2540D	399125		
40235451022	**MW-5S-202110**	SM 2540D	399125		
40235451026	**MW-6S-202110**	SM 2540D	399125		
40235451029	**MW-24-202110**	SM 2540D	399125		
40235451034	**DUP-01-202110**	SM 2540D	399125		

This report shall not be reproduced, except in full,
without the written consent of Pace Analytical Services, LLC.

Pace Analytical®
ENVIRONMENTAL SCIENCES
MOBILE LAB SERVICES

SUBCONTRACT ORDER
Pace Analytical - Madison
A214201

40235451

SENDING LABORATORY:

Pace Analytical - Madison
2525 Advance Road
Madison, WI 53718
Phone: 608.221.8700
Fax: 608,221,4889
Project Manager: Jessica Esser

RECEIVING LABORATORY:

Pace Analytical
1241 Bellevue Street, Suite 9
Green Bay, WI 54302
Phone :(920) 469-2436
Fax: (920) 469-8827

Turn around Time: X Normal
_____ Rush

Project Name: Madison Kipp Corporation - Madison, WI

Analysis	Due	Expires	Laboratory ID	Comments
MP-13_163-167_202110 **Lab ID: A214201-01 Water** **Sampled: 10/11/2021 13:25**			001	
8260 WI Full List	10/29/2021 00:00	10/25/2021 13:25		Report to MDL-Report total xylenes
Containers Supplied: 07_40mL Clear Vial (pre-] 07_40mL Clear Vial (pre-] 07_40mL Clear Vial (pre-]				
MP-13_135-139_202110 **Lab ID: A214201-02 Water** **Sampled: 10/11/2021 14:10**			002	
8260 WI Full List	10/29/2021 00:00	10/25/2021 14:10		Report to MDL-Report total xylenes
Containers Supplied: 07_40mL Clear Vial (pre-] 07_40mL Clear Vial (pre-] 07_40mL Clear Vial (pre-]				
MP-13_121-125_202110 **Lab ID: A214201-03 Water** **Sampled: 10/11/2021 14:40**			003	
8260 WI Full List	10/29/2021 00:00	10/25/2021 14:40		Report to MDL-Report total xylenes
Containers Supplied: 07_40mL Clear Vial (pre-] 07_40mL Clear Vial (pre-] 07_40mL Clear Vial (pre-]				
MP-13_102-106_202110 **Lab ID: A214201-04 Water** **Sampled: 10/11/2021 14:55**			004	
8260 WI Full List	10/29/2021 00:00	10/25/2021 14:55		Report to MDL-Report total xylenes
Containers Supplied: 07_40mL Clear Vial (pre-] 07_40mL Clear Vial (pre-] 07_40mL Clear Vial (pre-]				
MP-13_081-085_202110 **Lab ID: A214201-05 Water** **Sampled: 10/11/2021 15:25**			005	
8260 WI Full List	10/29/2021 00:00	10/25/2021 15:25		Report to MDL-Report total xylenes
Containers Supplied: 07_40mL Clear Vial (pre-] 07_40mL Clear Vial (pre-] 07_40mL Clear Vial (pre-]				

Released By	Date	Received By	Date
[signature]	10/18/2021		
CS logistics	10/19/21 815	[signature]	10/19/21 815

Pace Analytical®
ENVIRONMENTAL SCIENCES
MOBILE LAB SERVICES

SUBCONTRACT ORDER
Pace Analytical - Madison
A214201

40235451

Analysis	Due	Expires	Laboratory ID	Comments
MP-13_067-071_202110 **Lab ID: A214201-06 Water** **Sampled: 10/11/2021 15:40**			006	
8260 WI Full List	10/29/2021 00:00	10/25/2021 15:40		Report to MDL-Report total xylenes
Containers Supplied: 07_40mL Clear Vial (pre-] 07_40mL Clear Vial (pre-] 07_40mL Clear Vial (pre-]				
MP-13_044-048_202110 **Lab ID: A214201-07 Water** **Sampled: 10/11/2021 16:05**			007	
8260 WI Full List	10/29/2021 00:00	10/25/2021 16:05		Report to MDL-Report total xylenes
Containers Supplied: 07_40mL Clear Vial (pre-] 07_40mL Clear Vial (pre-] 07_40mL Clear Vial (pre-]				
MP-14_170-178_202110 **Lab ID: A214201-08 Water** **Sampled: 10/12/2021 13:45**			008	
8260 WI Full List	10/29/2021 00:00	10/26/2021 13:45		Report to MDL-Report total xylenes
Containers Supplied: 07_40mL Clear Vial (pre-] 07_40mL Clear Vial (pre-] 07_40mL Clear Vial (pre-]				
MP-14_135-140_202110 **Lab ID: A214201-09 Water** **Sampled: 10/12/2021 14:05**			009	
8260 WI Full List	10/29/2021 00:00	10/26/2021 14:05		Report to MDL-Report total xylenes
Containers Supplied: 07_40mL Clear Vial (pre-] 07_40mL Clear Vial (pre-] 07_40mL Clear Vial (pre-]				
MP-14_100-105_202110 **Lab ID: A214201-10 Water** **Sampled: 10/12/2021 14:20**			010	
8260 WI Full List	10/29/2021 00:00	10/26/2021 14:20		Report to MDL-Report total xylenes
Containers Supplied: 07_40mL Clear Vial (pre-] 07_40mL Clear Vial (pre-] 07_40mL Clear Vial (pre-]				
MP-15_177-187_202110 **Lab ID: A214201-11 Water** **Sampled: 10/12/2021 10:40**			011	
8260 WI Full List	10/29/2021 00:00	10/26/2021 10:40		Report to MDL-Report total xylenes
Containers Supplied: 07_40mL Clear Vial (pre-] 07_40mL Clear Vial (pre-] 07_40mL Clear Vial (pre-]				
MP-15_142-146_202110 **Lab ID: A214201-12 Water** **Sampled: 10/12/2021 11:10**			012	
8260 WI Full List	10/29/2021 00:00	10/26/2021 11:10		Report to MDL-Report total xylenes
Containers Supplied: 07_40mL Clear Vial (pre-] 07_40mL Clear Vial (pre-] 07_40mL Clear Vial (pre-]				

Released By	Date	Received By	Date
	10/18/2021		
CS logistics	10/19/21 815		10/19/21 815

Pace Analytical®
ENVIRONMENTAL SCIENCES
MOBILE LAB SERVICES

SUBCONTRACT ORDER
Pace Analytical - Madison
A214201

4023545H

Analysis	Due	Expires	Laboratory ID	Comments
MP-15_120-125_202110 **Lab ID: A214201-13 Water** **Sampled: 10/12/2021 11:30**			013	
8260 WI Full List	10/29/2021 00:00	10/26/2021 11:30		Report to MDL-Report total xylenes
Containers Supplied:				
07_40mL Clear Vial (pre-] 07_40mL Clear Vial (pre-] 07_40mL Clear Vial (pre-]				
MP-15_100-105_202110 **Lab ID: A214201-14 Water** **Sampled: 10/12/2021 11:50**			014	
8260 WI Full List	10/29/2021 00:00	10/26/2021 11:50		Report to MDL-Report total xylenes
Containers Supplied:				
07_40mL Clear Vial (pre-] 07_40mL Clear Vial (pre-] 07_40mL Clear Vial (pre-]				
MP-15_088-092_202110 **Lab ID: A214201-15 Water** **Sampled: 10/12/2021 12:10**			015	
8260 WI Full List	10/29/2021 00:00	10/26/2021 12:10		Report to MDL-Report total xylenes
Containers Supplied:				
07_40mL Clear Vial (pre-] 07_40mL Clear Vial (pre-] 07_40mL Clear Vial (pre-]				
MP-16_175-179_202110 **Lab ID: A214201-16 Water** **Sampled: 10/12/2021 15:05**			016	
8260 WI Full List	10/29/2021 00:00	10/26/2021 15:05		Report to MDL-Report total xylenes
Containers Supplied:				
07_40mL Clear Vial (pre-] 07_40mL Clear Vial (pre-] 07_40mL Clear Vial (pre-]				
MP-16_140-144_202110 **Lab ID: A214201-17 Water** **Sampled: 10/12/2021 15:20**			017	
8260 WI Full List	10/29/2021 00:00	10/26/2021 15:20		Report to MDL-Report total xylenes
Containers Supplied:				
07_40mL Clear Vial (pre-] 07_40mL Clear Vial (pre-] 07_40mL Clear Vial (pre-]				
MP-16_106-116_202110 **Lab ID: A214201-18 Water** **Sampled: 10/12/2021 15:40**			018	
8260 WI Full List	10/29/2021 00:00	10/26/2021 15:40		Report to MDL-Report total xylenes
Containers Supplied:				
07_40mL Clear Vial (pre-] 07_40mL Clear Vial (pre-] 07_40mL Clear Vial (pre-]				
MW-4S-202110 **Lab ID: A214201-19 Water** **Sampled: 10/15/2021 13:26**			019	
2540D - Suspended Solids	10/29/2021 00:00	10/22/2021 13:26		
Subcontracted Analysis - Pace	10/29/2021 00:00	10/29/2021 13:26		Dissolved Solids, Total
Containers Supplied:				
14_1000mL Plastic Cool t 14_250mL Plastic Cool to				

Released By 10/18/2021 Date — Received By — Date

CS logistics 10/19/21 815 — Received By — 10/19/21 815

Released By Date Received By Date

Pace Analytical®
ENVIRONMENTAL SCIENCES
MOBILE LAB SERVICES

SUBCONTRACT ORDER
Pace Analytical - Madison
A214201

40235451

Analysis	Due	Expires	Laboratory ID	Comments
MW-4D-202110	**Lab ID: A214201-20 Water**	**Sampled: 10/15/2021 14:53**	020	
2540D - Suspended Solids	10/29/2021 00:00	10/22/2021 14:53		
Subcontracted Analysis - Pace	10/29/2021 00:00	10/29/2021 14:53		Dissolved Solids, Total
Containers Supplied:				
14_1000mL Plastic Cool t 14_250mL Plastic Cool to				
MW-4D2-202110	**Lab ID: A214201-21 Water**	**Sampled: 10/15/2021 12:57**	021	
8260 WI Full List	10/29/2021 00:00	10/29/2021 12:57		Report to MDL-Report total xylenes
Containers Supplied:				
07_40mL Clear Vial (pre-] 07_40mL Clear Vial (pre-] 07_40mL Clear Vial (pre-]				
MW-5S-202110	**Lab ID: A214201-22 Water**	**Sampled: 10/14/2021 15:05**	022	
2540D - Suspended Solids	10/29/2021 00:00	10/21/2021 15:05		
8260 WI Full List	10/29/2021 00:00	10/28/2021 15:05		Report to MDL-Report total xylenes
Subcontracted Analysis - Pace	10/29/2021 00:00	10/28/2021 15:05		Dissolved Solids, Total
Containers Supplied:				
14_1000mL Plastic Cool t 14_125mL Plastic Cool to 07_40mL Clear Vial (pre-] 07_40mL Clear Vial (pre-] 07_40mL Clear Vial (pre-]				
MW-5D-202110	**Lab ID: A214201-23 Water**	**Sampled: 10/15/2021 10:23**	023	
8260 WI Full List	10/29/2021 00:00	10/29/2021 10:23		Report to MDL-Report total xylenes
Containers Supplied:				
07_40mL Clear Vial (pre-] 07_40mL Clear Vial (pre-] 07_40mL Clear Vial (pre-]				
MW-5D2-202110	**Lab ID: A214201-24 Water**	**Sampled: 10/15/2021 10:11**	~~024~~ 24 10/19/21 MP	
8260 WI Full List	10/29/2021 00:00	10/29/2021 10:11		Report to MDL-Report total xylenes
Containers Supplied:				
07_40mL Clear Vial (pre-] 07_40mL Clear Vial (pre-] 07_40mL Clear Vial (pre-]				
MW-5D3-202110	**Lab ID: A214201-25 Water**	**Sampled: 10/14/2021 15:23**	~~025~~ 25 10/19/21 MP	
8260 WI Full List	10/29/2021 00:00	10/28/2021 15:23		Report to MDL-Report total xylenes
Containers Supplied:				
07_40mL Clear Vial (pre-] 07_40mL Clear Vial (pre-] 07_40mL Clear Vial (pre-]				

Released By	Date	Received By	Date
[signature]	10/18/2021		
C5 logistics	10/19/21 815	[signature] pace	10/19/21 815

Pace Analytical®
ENVIRONMENTAL SCIENCES
MOBILE LAB SERVICES

SUBCONTRACT ORDER
Pace Analytical - Madison
A214201

40235451

Analysis	Due	Expires	Laboratory ID	Comments
MW-6S-202110	**Lab ID: A214201-26 Water**	**Sampled: 10/14/2021 12:52**	026	
2540D - Suspended Solids	10/29/2021 00:00	10/21/2021 12:52		
8260 WI Full List	10/29/2021 00:00	10/28/2021 12:52		Report to MDL-Report total xylenes
Subcontracted Analysis - Pace	10/29/2021 00:00	10/28/2021 12:52		Dissolved Solids, Total
Containers Supplied:				
14_1000mL Plastic Cool t 14_125mL Plastic Cool to 07_40mL Clear Vial (pre-] 07_40mL Clear Vial (pre-] 07_40mL Clear Vial (pre-]				
MW-6D-202110	**Lab ID: A214201-27 Water**	**Sampled: 10/14/2021 11:05**	027	
8260 WI Full List	10/29/2021 00:00	10/28/2021 11:05		Report to MDL-Report total xylenes
Containers Supplied:				
07_40mL Clear Vial (pre-] 07_40mL Clear Vial (pre-] 07_40mL Clear Vial (pre-]				
MW-17-202110	**Lab ID: A214201-28 Water**	**Sampled: 10/14/2021 10:21**	028	
8260 WI Full List	10/29/2021 00:00	10/28/2021 10:21		Report to MDL-Report total xylenes
Containers Supplied:				
07_40mL Clear Vial (pre-] 07_40mL Clear Vial (pre-] 07_40mL Clear Vial (pre-]				
MW-24-202110	**Lab ID: A214201-29 Water**	**Sampled: 10/14/2021 12:56**	029	
Subcontracted Analysis - Pace	10/29/2021 00:00	10/28/2021 12:56		Dissolved Solids, Total
2540D - Suspended Solids	10/29/2021 00:00	10/21/2021 12:56		
Containers Supplied:				
14_1000mL Plastic Cool t 14_250mL Plastic Cool to				
MW-25D-202110	**Lab ID: A214201-30 Water**	**Sampled: 10/13/2021 13:28**	030	
8260 WI Full List	10/29/2021 00:00	10/27/2021 13:28		Report to MDL-Report total xylenes
Containers Supplied:				
07_40mL Clear Vial (pre-] 07_40mL Clear Vial (pre-] 07_40mL Clear Vial (pre-]				
MW-25D2-202110	**Lab ID: A214201-31 Water**	**Sampled: 10/13/2021 11:16**	031	
8260 WI Full List	10/29/2021 00:00	10/27/2021 11:16		Report to MDL-Report total xylenes
Containers Supplied:				
07_40mL Clear Vial (pre-] 07_40mL Clear Vial (pre-] 07_40mL Clear Vial (pre-]				

Released By	Date	Received By	Date
	10/18/2021		
CS Logistics	10/18/21 815		10/18/21 815

Pace Analytical®
ENVIRONMENTAL SCIENCES
MOBILE LAB SERVICES

SUBCONTRACT ORDER
Pace Analytical - Madison
A214201

YDD35451

Analysis	Due	Expires	Laboratory ID	Comments
MW-27D-202110	**Lab ID: A214201-32 Water**	**Sampled: 10/13/2021 15:59**	032	
8260 WI Full List	10/29/2021 00:00	10/27/2021 15:59		Report to MDL-Report total xylenes
Containers Supplied:				
07_40mL Clear Vial (pre-] 07_40mL Clear Vial (pre-] 07_40mL Clear Vial (pre-]				
MW-27D2-202110	**Lab ID: A214201-33 Water**	**Sampled: 10/13/2021 15:05**	033	
8260 WI Full List	10/29/2021 00:00	10/27/2021 15:05		Report to MDL-Report total xylenes
Containers Supplied:				
07_40mL Clear Vial (pre-] 07_40mL Clear Vial (pre-] 07_40mL Clear Vial (pre-] 07_40mL Clear Vial (pre-] 07_40mL Clear Vial (pre-] 07_40mL Clear Vial (pre-] 07_40mL Clear Vial (pre-] 07_40mL Clear Vial (pre-] 07_40mL Clear Vial (pre-]				
MW-2D-202110	**Lab ID: A214201-34 Water**	**Sampled: 10/15/2021 15:50**	034 10/19/21 MP	
8260 WI Full List	10/29/2021 00:00	10/29/2021 15:50		Report to MDL-Report total xylenes
Containers Supplied:				
07_40mL Clear Vial (pre-] 07_40mL Clear Vial (pre-] 07_40mL Clear Vial (pre-]				
DUP-01-202110	**Lab ID: A214201-35 Water**	**Sampled: 10/14/2021 00:00**	035 34 10/19/21 MP	
Subcontracted Analysis - Pace	10/29/2021 00:00	10/28/2021 00:00		Dissolved Solids, Total
2540D - Suspended Solids	10/29/2021 00:00	10/21/2021 00:00		
8260 WI Full List	10/29/2021 00:00	10/28/2021 00:00		Report to MDL-Report total xylenes
Containers Supplied:				
14_1000mL Plastic Cool t 14_125mL Plastic Cool to 07_40mL Clear Vial (pre-] 07_40mL Clear Vial (pre-] 07_40mL Clear Vial (pre-]				

① Trip blank 35

Released By [signature] Date 10/18/2021 Received By Date

Released By Logistics Date 10/19/21 8:15 Received By [signature] Date 10/19/21 8:15

Page 6 of 6

① Trip blank received & added to COC by lab 10/19/21 MP

Pace Analytical Services, LLC
1241 Bellevue Street, Suite 9
Green Bay, WI 54302

Sample Preservation Receipt Form

Client Name: Pace Madison Project # 40235451

All containers needing preservation have been checked and noted below: ☐Yes ☐No ☒N/A Initial when completed: Date/ Time:

Lab Lot# of pH paper: Lab Std #ID of preservation (if pH adjusted):

Pace Lab #	Glass								Plastic					Vials						Jars				General			VOA Vials (>6mm) *	H2SO4 pH ≤2	NaOH+Zn Act pH ≥9	NaOH pH ≥12	HNO3 pH ≤2	pH after adjusted	Volume (mL)
	AG1U	BG1U	AG1H	AG4S	AG4U	AG5U	AG2S	BG3U	BP1U	BP3U	BP3B	BP3N	BP3S	VG9A	DG9T	VG9U	VG9H	VG9M	VG9D	JGFU	JG9U	WGFU	WPFU	SP5T	ZPLC	GN						
001																	3															2.5 / 5 / 10
002																	3															2.5 / 5 / 10
003																	3															2.5 / 5 / 10
004																	3															2.5 / 5 / 10
005																	3															2.5 / 5 / 10
006																	3															2.5 / 5 / 10
007																	3															2.5 / 5 / 10
008																	3															2.5 / 5 / 10
009																	3															2.5 / 5 / 10
010																	3															2.5 / 5 / 10
011																	3															2.5 / 5 / 10
012																	3															2.5 / 5 / 10
013																	3															2.5 / 5 / 10
014																	3															2.5 / 5 / 10
015																	3															2.5 / 5 / 10
016																	3															2.5 / 5 / 10
017																	3															2.5 / 5 / 10
018																	3															2.5 / 5 / 10
019									1	1							3									1							2.5 / 5 / 10
020									1	1							3									1							2.5 / 5 / 10

10/19/21 MP

Exceptions to preservation check: VOA, Coliform, TOC, TOX, TOH, O&G, WI DRO, Phenolics, Other:_____ Headspace in VOA Vials (>6mm) : ☐Yes ☒No ☐N/A ***If yes look in headspace column**

AG1U	1 liter amber glass
BG1U	1 liter clear glass
AG1H	1 liter amber glass HCL
AG4S	125 mL amber glass H2SO4
AG4U	120 mL amber glass unpres
AG5U	100 mL amber glass unpres
AG2S	500 mL amber glass H2SO4
BG3U	250 mL clear glass unpres

BP1U	1 liter plastic unpres
BP3U	250 mL plastic unpres
BP3B	250 mL plastic NaOH
BP3N	250 mL plastic HNO3
BP3S	250 mL plastic H2SO4

VG9A	40 mL clear ascorbic
DG9T	40 mL amber Na Thio
VG9U	40 mL clear vial unpres
VG9H	40 mL clear vial HCL
VG9M	40 mL clear vial MeOH
VG9D	40 mL clear vial DI

JGFU	4 oz amber jar unpres
JG9U	9 oz amber jar unpres
WGFU	4 oz clear jar unpres
WPFU	4 oz plastic jar unpres
SP5T	120 mL plastic Na Thiosulfate
ZPLC	ziploc bag
GN	500mL Amber glass unpres.

Page 173 of 175 A214201 FINAL 11 01 2021 0940

Pace Analytical Services, LLC
1241 Bellevue Street, Suite 9
Green Bay, WI 54302

Sample Preservation Receipt Form

Client Name: Pace Madison Project #: 40235451

Pace Lab #	Glass								Plastic					Vials						Jars				General			VOA Vials (>6mm) *	H2SO4 pH ≤2	NaOH+Zn Act pH ≥9	NaOH pH ≥12	HNO3 pH ≤2	pH after adjusted	Volume (mL)
	AG1U	BG1U	AG1H	AG4S	AG4U	AG5U	AG2S	BG3U	BP1U	BP3U	BP3B	BP3N	BP3S	VG9A	DG9T	VG9U	VG9H	VG9M	VG9D	JGFU	JG9U	WGFU	WPFU	SP5T	ZPLC	GN						
21																	3															2.5 / 5 / 10
22									1	1							3									1						2.5 / 5 / 10
23																	3															2.5 / 5 / 10
24																	3															2.5 / 5 / 10
25																	3															2.5 / 5 / 10
26									1	1	1						3									1						2.5 / 5 / 10
27																	3															2.5 / 5 / 10
28																	3															2.5 / 5 / 10
29									1	1	1	VC 10/19/21					3	10/19/21 MP								1						2.5 / 5 / 10
30																	3									1						2.5 / 5 / 10
31																	3															2.5 / 5 / 10
32																	3															2.5 / 5 / 10
33																	3															2.5 / 5 / 10
34									1	1	1						3									1						2.5 / 5 / 10
35																	3															2.5 / 5 / 10
																																2.5 / 5 / 10
																																2.5 / 5 / 10
																																2.5 / 5 / 10
																																2.5 / 5 / 10
																																2.5 / 5 / 10
																																2.5 / 5 / 10
																																2.5 / 5 / 10
																																2.5 / 5 / 10
																																2.5 / 5 / 10
																																2.5 / 5 / 10
																																2.5 / 5 / 10
																																2.5 / 5 / 10
																																2.5 / 5 / 10
																																2.5 / 5 / 10
																																2.5 / 5 / 10
																																2.5 / 5 / 10
																																2.5 / 5 / 10

10/19/21 MP

Page 174 of 175 A214201 FINAL 11 01 2021 0940

Pace Analytical® 1241 Bellevue Street, Green Bay, WI 54302	Document Name: Sample Condition Upon Receipt (SCUR)	Document Revised: 26Mar2020
	Document No.: ENV-FRM-GBAY-0014-Rev.00	Author: Pace Green Bay Quality Office

Sample Condition Upon Receipt Form (SCUR)

Project #:

Client Name: Pace Madison

WO# : 40235451

40235451

Courier: ☒ CS Logistics ☐ Fed Ex ☐ Speedee ☐ UPS ☐ Waltco ☐ Client ☐ Pace Other:

Tracking #: N/A

Custody Seal on Cooler/Box Present: ☐ yes ☒ no Seals intact: ☐ yes ☐ no

Custody Seal on Samples Present: ☐ yes ☒ no Seals intact: ☐ yes ☐ no

Packing Material: ☒ Bubble Wrap ☒ Bubble Bags ☐ None ☐ Other

Thermometer Used SR - 90 **Type of Ice:** (Wet) Blue Dry None ☒ Samples on ice, cooling process has begun

Cooler Temperature Uncorr: 4.5/4.1° /Corr: 4.1/4.6°

Temp Blank Present: ☒ yes ☐ no **Biological Tissue is Frozen:** ☐ yes ☐ no

Person examining contents:
Date: 10/19/21 Initials: MP

Labeled By Initials: AAJ

Temp should be above freezing to 6°C.
Biota Samples may be received at ≤ 0°C if shipped on Dry Ice.

Chain of Custody Present:	☒Yes ☐No ☐N/A	1:
Chain of Custody Filled Out:	☒Yes ☐No ☐N/A	2.
Chain of Custody Relinquished:	☒Yes ☐No ☐N/A	3.
Sampler Name & Signature on COC:	☐Yes ☐No ☒N/A	4. IRWO 10119121 MP
Samples Arrived within Hold Time:	☒Yes ☐No	5.
- VOA Samples frozen upon receipt	☐Yes ☐No	Date/Time:
Short Hold Time Analysis (<72hr):	☒Yes ~~☒No~~ 10/19/21 MP	6.
Rush Turn Around Time Requested:	☐Yes ☒No	7.
Sufficient Volume: For Analysis: ☒Yes ☒No 10/19/21 MP MS/MSD: ☒Yes ☐No ☐N/A		8. Missing MW-2D-202110 10119121MP
Correct Containers Used:	☒Yes ☐No	9.
-Pace Containers Used:	☒Yes ☐No ☐N/A	
-Pace IR Containers Used:	☒Yes ☐No ☐N/A	
Containers Intact:	☒Yes ☐No	10.
Filtered volume received for Dissolved tests	☐Yes ☐No ☒N/A	11.
Sample Labels match COC:	☒Yes ☐No ☐N/A	12.
-Includes date/time/ID/Analysis Matrix: W		
Trip Blank Present:	☒Yes ☐No ☐N/A	13.
Trip Blank Custody Seals Present	☒Yes ☐No ☐N/A	
Pace Trip Blank Lot # (if purchased): 60282		

Client Notification/ Resolution: If checked, see attached form for additional comments ☐

Person Contacted: Date/Time:

Comments/ Resolution: PM Notified about Missing volume 10/19/21 MP

PM Review is documented electronically in LIMs. By releasing the project, the PM acknowledges they have reviewed the sample logir

Page 3 of 3

2525 Advance Road
Madison, WI 53718
608.221.8700 Phone
608.221.4889 Fax

November 02, 2021

Andrew Stehn
TRC Environmental Corporation, Inc.
708 Heartland Trail, Ste 3000
Madison, WI 53717

RE: Madison Kipp Corporation - Madison, WI

Enclosed are the analytical results for the samples received by the laboratory on 10/19/2021.

The results in this report apply to the samples analyzed in accordance with the chain of custody document. These results are in compliance with the 2009 NELAC Standards and the appropriate agencies listed below, unless otherwise noted in the case narrative. This analytical report should be reproduced in its entirety.

If you have any questions concerning this report, please feel free to contact me.

Sincerely,

Jessica Esser
Project Manager

Certification List			Expires
DODELAP	DOD ELAP Accreditation (A2LA)	3269.01	03/31/2022
ILEPA	Illinois Secondary NELAP Accreditation	004366	04/30/2022
KDHE	Kansas Secondary NELAP Accreditation	E-10384	04/30/2022
LELAP	Louisiana Primary NELAP Accreditation	04165	06/30/2022
NJDEP	New Jersey Secondary NELAP Accreditation	WI004	06/30/2022
NYDOH	New York Department of Health	12110	04/01/2022
TCEQ	Texas Secondary NELAP Accreditation	T104704504-20-11	11/30/2021
WDNR	Wisconsin Certification under NR 149	113289110	08/31/2022

Pace Analytical
ENVIRONMENTAL SCIENCES
MOBILE LAB SERVICES

2525 Advance Road
Madison, WI 53718
608.221.8700 Phone
608.221.4889 Fax

TRC Environmental Corporation, Inc.
708 Heartland Trail, Ste 3000
Madison WI, 53717

Project: Madison Kipp Corporation - Madison, WI
Project Number: 419610.00002.000001
Project Manager: Andrew Stehn

ANALYTICAL REPORT FOR SAMPLES

Sample ID	Laboratory ID	Matrix	Date Sampled	Date Received
MW-1-202110	A214209-01	Water	10/18/2021	10/19/2021
MW-3S-202110	A214209-02	Water	10/19/2021	10/19/2021
MW-3D-202110	A214209-03	Water	10/19/2021	10/19/2021
MW-3D2-202110	A214209-04	Water	10/19/2021	10/19/2021
MW-3D3-202110	A214209-05	Water	10/19/2021	10/19/2021
MW-9D-202110	A214209-06	Water	10/18/2021	10/19/2021
MW-9D2-202110	A214209-07	Water	10/18/2021	10/19/2021
MW-11S-202110	A214209-08	Water	10/18/2021	10/19/2021
FB-01-202110	A214209-09	Water	10/19/2021	10/19/2021
MW-28-202110	A214209-10	Water	10/19/2021	10/19/2021
MW-29S-202110	A214209-11	Water	10/18/2021	10/19/2021
MW-29D-202110	A214209-12	Water	10/18/2021	10/19/2021
DUP-03-202110	A214209-13	Water	10/19/2021	10/19/2021
DUP-04-202110	A214209-14	Water	10/19/2021	10/19/2021
DUP-02-202110	A214209-15	Water	10/18/2021	10/19/2021
MW-2D-202110	A214209-16	Water	10/15/2021	10/19/2021

Pace Analytical
ENVIRONMENTAL SCIENCES
MOBILE LAB SERVICES

2525 Advance Road
Madison, WI 53718
608.221.8700 Phone
608.221.4889 Fax

TRC Environmental Corporation, Inc.	Project: Madison Kipp Corporation - Madison, WI
708 Heartland Trail, Ste 3000	Project Number: 419610.00002.000001
Madison WI, 53717	Project Manager: Andrew Stehn

CASE NARRATIVE

Sample Receipt Information:
16 samples were received on 10/19/2021. Samples were received in acceptable condition, with the exceptions noted below.

Sample A214209-07 had a discrepancy between the collection time on the chain of custody (COC) and the collection time on the container. Per the client, the container collection time is correct.

One container for sample A214209-13 had a discrepancy between the sample description on the COC and the sample description on the container. Per the client, the COC sample description is correct.

The volume received for samples A214209-02, A214209-03 and A214209-10 did not match the analyses requested on the COC. Correct analysis was confirmed with the client.

VOC and TSS/TDS analysis was subcontracted to Pace Analytical in Green Bay, WI. Please see their appended report for quality control results.

Please see the COC document at the end of this report for additional information.

Pace Analytical
ENVIRONMENTAL SCIENCES
MOBILE LAB SERVICES

2525 Advance Road
Madison, WI 53718
608.221.8700 Phone
608.221.4889 Fax

TRC Environmental Corporation, Inc.
708 Heartland Trail, Ste 3000
Madison WI, 53717

Project: Madison Kipp Corporation - Madison, WI
Project Number: 419610.00002.000001
Project Manager: Andrew Stehn

MW-1-202110

A214209-01 (Water)

Date Sampled
10/18/2021 14:38

Pace Analytical-Green Bay, WI

EPA 8260 — **Preparation Batch:MSV 59102**

Analyte	Result	Limit of Detection	Limit of Quantitation	Units	Dilution	Prepared	Analyzed	Method	Qualifiers
1,1,1,2-Tetrachloroethane	ND	0.36	1.0	ug/L	1	10/22/2021	10/22/2021 14:27	EPA 8260	
1,1,1-Trichloroethane	ND	0.30	1.0	ug/L	1	10/22/2021	10/22/2021 14:27	EPA 8260	
1,1,2,2-Tetrachloroethane	ND	0.38	1.0	ug/L	1	10/22/2021	10/22/2021 14:27	EPA 8260	
1,1,2-Trichloroethane	ND	0.34	5.0	ug/L	1	10/22/2021	10/22/2021 14:27	EPA 8260	
1,1,2-Trichlorotrifluoroethane	ND	0.38	5.0	ug/L	1	10/22/2021	10/22/2021 14:27	EPA 8260	
1,1-Dichloroethane	ND	0.30	1.0	ug/L	1	10/22/2021	10/22/2021 14:27	EPA 8260	
1,1-Dichloroethene	ND	0.58	1.0	ug/L	1	10/22/2021	10/22/2021 14:27	EPA 8260	
1,1-Dichloropropene	ND	0.41	1.0	ug/L	1	10/22/2021	10/22/2021 14:27	EPA 8260	
1,2,3-Trichlorobenzene	ND	1.0	5.0	ug/L	1	10/22/2021	10/22/2021 14:27	EPA 8260	
1,2,3-Trichloropropane	ND	0.56	5.0	ug/L	1	10/22/2021	10/22/2021 14:27	EPA 8260	
1,2,4-Trichlorobenzene	ND	0.95	5.0	ug/L	1	10/22/2021	10/22/2021 14:27	EPA 8260	
1,2,4-Trimethylbenzene	ND	0.45	1.0	ug/L	1	10/22/2021	10/22/2021 14:27	EPA 8260	
1,2-Dibromo-3-chloropropane	ND	2.4	5.0	ug/L	1	10/22/2021	10/22/2021 14:27	EPA 8260	
1,2-Dibromoethane (EDB)	ND	0.31	1.0	ug/L	1	10/22/2021	10/22/2021 14:27	EPA 8260	
1,2-Dichlorobenzene	ND	0.33	1.0	ug/L	1	10/22/2021	10/22/2021 14:27	EPA 8260	
1,2-Dichloroethane	ND	0.29	1.0	ug/L	1	10/22/2021	10/22/2021 14:27	EPA 8260	
1,2-Dichloropropane	ND	0.45	1.0	ug/L	1	10/22/2021	10/22/2021 14:27	EPA 8260	
1,3,5-Trimethylbenzene	ND	0.36	1.0	ug/L	1	10/22/2021	10/22/2021 14:27	EPA 8260	
1,3-Dichlorobenzene	ND	0.35	1.0	ug/L	1	10/22/2021	10/22/2021 14:27	EPA 8260	
1,3-Dichloropropane	ND	0.30	1.0	ug/L	1	10/22/2021	10/22/2021 14:27	EPA 8260	
1,4-Dichlorobenzene	ND	0.89	1.0	ug/L	1	10/22/2021	10/22/2021 14:27	EPA 8260	
2,2-Dichloropropane	ND	4.2	5.0	ug/L	1	10/22/2021	10/22/2021 14:27	EPA 8260	
2-Butanone (MEK)	ND	6.5	25.0	ug/L	1	10/22/2021	10/22/2021 14:27	EPA 8260	
2-Chlorotoluene	ND	0.89	5.0	ug/L	1	10/22/2021	10/22/2021 14:27	EPA 8260	
2-Hexanone	ND	6.3	25.0	ug/L	1	10/22/2021	10/22/2021 14:27	EPA 8260	
4-Chlorotoluene	ND	0.89	5.0	ug/L	1	10/22/2021	10/22/2021 14:27	EPA 8260	
4-Methyl-2-pentanone (MIBK)	ND	6.0	25.0	ug/L	1	10/22/2021	10/22/2021 14:27	EPA 8260	
Acetone	ND	8.6	25.0	ug/L	1	10/22/2021	10/22/2021 14:27	EPA 8260	
Benzene	ND	0.30	1.0	ug/L	1	10/22/2021	10/22/2021 14:27	EPA 8260	
Bromobenzene	ND	0.36	1.0	ug/L	1	10/22/2021	10/22/2021 14:27	EPA 8260	
Bromochloromethane	ND	0.36	5.0	ug/L	1	10/22/2021	10/22/2021 14:27	EPA 8260	
Bromodichloromethane	ND	0.42	1.0	ug/L	1	10/22/2021	10/22/2021 14:27	EPA 8260	
Bromoform	ND	3.8	5.0	ug/L	1	10/22/2021	10/22/2021 14:27	EPA 8260	
Bromomethane	ND	1.2	5.0	ug/L	1	10/22/2021	10/22/2021 14:27	EPA 8260	
Carbon disulfide	ND	1.1	5.0	ug/L	1	10/22/2021	10/22/2021 14:27	EPA 8260	
Carbon tetrachloride	ND	0.37	1.0	ug/L	1	10/22/2021	10/22/2021 14:27	EPA 8260	
Chlorobenzene	ND	0.86	1.0	ug/L	1	10/22/2021	10/22/2021 14:27	EPA 8260	
Chloroethane	ND	1.4	5.0	ug/L	1	10/22/2021	10/22/2021 14:27	EPA 8260	
Chloroform	ND	1.2	5.0	ug/L	1	10/22/2021	10/22/2021 14:27	EPA 8260	
Chloromethane	ND	1.6	5.0	ug/L	1	10/22/2021	10/22/2021 14:27	EPA 8260	
cis-1,2-Dichloroethene	**13.0**	0.47	1.0	ug/L	1	10/22/2021	10/22/2021 14:27	EPA 8260	
cis-1,3-Dichloropropene	ND	0.36	1.0	ug/L	1	10/22/2021	10/22/2021 14:27	EPA 8260	
Dibromochloromethane	ND	2.6	5.0	ug/L	1	10/22/2021	10/22/2021 14:27	EPA 8260	

Pace Analytical
ENVIRONMENTAL SCIENCES
MOBILE LAB SERVICES

2525 Advance Road
Madison, WI 53718
608.221.8700 Phone
608.221.4889 Fax

TRC Environmental Corporation, Inc.
708 Heartland Trail, Ste 3000
Madison WI, 53717

Project: Madison Kipp Corporation - Madison, WI
Project Number: 419610.00002.000001
Project Manager: Andrew Stehn

MW-1-202110

A214209-01 (Water)

Date Sampled
10/18/2021 14:38

Pace Analytical-Green Bay, WI

Analyte	Result	Limit of Detection	Limit of Quantitation	Units	Dilution	Prepared	Analyzed	Method	Qualifiers
EPA 8260						**Preparation Batch:MSV 59102**			
Dibromomethane	ND	0.99	5.0	ug/L	1	10/22/2021	10/22/2021 14:27	EPA 8260	
Dichlorodifluoromethane	ND	0.46	5.0	ug/L	1	10/22/2021	10/22/2021 14:27	EPA 8260	
Diisopropyl ether	ND	1.1	5.0	ug/L	1	10/22/2021	10/22/2021 14:27	EPA 8260	
Ethylbenzene	ND	0.33	1.0	ug/L	1	10/22/2021	10/22/2021 14:27	EPA 8260	
Hexachloro-1,3-butadiene	ND	2.7	5.0	ug/L	1	10/22/2021	10/22/2021 14:27	EPA 8260	
Isopropylbenzene (Cumene)	ND	1.0	5.0	ug/L	1	10/22/2021	10/22/2021 14:27	EPA 8260	
m&p-Xylene	ND	0.70	2.0	ug/L	1	10/22/2021	10/22/2021 14:27	EPA 8260	
Methylene Chloride	ND	0.32	5.0	ug/L	1	10/22/2021	10/22/2021 14:27	EPA 8260	
Methyl-tert-butyl ether	ND	1.1	5.0	ug/L	1	10/22/2021	10/22/2021 14:27	EPA 8260	
Naphthalene	ND	1.1	5.0	ug/L	1	10/22/2021	10/22/2021 14:27	EPA 8260	
n-Butylbenzene	ND	0.86	1.0	ug/L	1	10/22/2021	10/22/2021 14:27	EPA 8260	
n-Hexane	ND	1.5	5.0	ug/L	1	10/22/2021	10/22/2021 14:27	EPA 8260	
n-Propylbenzene	ND	0.35	1.0	ug/L	1	10/22/2021	10/22/2021 14:27	EPA 8260	
o-Xylene	ND	0.35	1.0	ug/L	1	10/22/2021	10/22/2021 14:27	EPA 8260	
p-Isopropyltoluene	ND	1.0	5.0	ug/L	1	10/22/2021	10/22/2021 14:27	EPA 8260	
sec-Butylbenzene	ND	0.42	1.0	ug/L	1	10/22/2021	10/22/2021 14:27	EPA 8260	
Styrene	ND	0.36	1.0	ug/L	1	10/22/2021	10/22/2021 14:27	EPA 8260	
tert-Butylbenzene	ND	0.59	1.0	ug/L	1	10/22/2021	10/22/2021 14:27	EPA 8260	
Tetrachloroethene	**5.9**	0.41	1.0	ug/L	1	10/22/2021	10/22/2021 14:27	EPA 8260	
Tetrahydrofuran	ND	2.4	25.0	ug/L	1	10/22/2021	10/22/2021 14:27	EPA 8260	
Toluene	ND	0.29	1.0	ug/L	1	10/22/2021	10/22/2021 14:27	EPA 8260	
trans-1,2-Dichloroethene	ND	0.53	1.0	ug/L	1	10/22/2021	10/22/2021 14:27	EPA 8260	
trans-1,3-Dichloropropene	ND	3.5	5.0	ug/L	1	10/22/2021	10/22/2021 14:27	EPA 8260	
Trichloroethene	**7.5**	0.32	1.0	ug/L	1	10/22/2021	10/22/2021 14:27	EPA 8260	
Trichlorofluoromethane	ND	0.42	1.0	ug/L	1	10/22/2021	10/22/2021 14:27	EPA 8260	
Vinyl chloride	**0.24**	0.17	1.0	ug/L	1	10/22/2021	10/22/2021 14:27	EPA 8260	J
Xylene (Total)	ND	1.0	3.0	ug/L	1	10/22/2021	10/22/2021 14:27	EPA 8260	

Pace Analytical
ENVIRONMENTAL SCIENCES
MOBILE LAB SERVICES

2525 Advance Road
Madison, WI 53718
608.221.8700 Phone
608.221.4889 Fax

TRC Environmental Corporation, Inc.
708 Heartland Trail, Ste 3000
Madison WI, 53717

Project: Madison Kipp Corporation - Madison, WI
Project Number: 419610.00002.000001
Project Manager: Andrew Stehn

MW-3S-202110

A214209-02 (Water)

Date Sampled
10/19/2021 10:23

Pace Analytical-Green Bay, WI

Analyte	Result	Limit of Detection	Limit of Quantitation	Units	Dilution	Prepared	Analyzed	Method	Qualifiers
EPA 8260						**Preparation Batch:MSV 59102**			
1,1,1,2-Tetrachloroethane	ND	1.8	5.0	ug/L	5	10/22/2021	10/22/2021 17:33	EPA 8260	
1,1,1-Trichloroethane	ND	1.5	5.0	ug/L	5	10/22/2021	10/22/2021 17:33	EPA 8260	
1,1,2,2-Tetrachloroethane	ND	1.9	5.0	ug/L	5	10/22/2021	10/22/2021 17:33	EPA 8260	
1,1,2-Trichloroethane	ND	1.7	25.0	ug/L	5	10/22/2021	10/22/2021 17:33	EPA 8260	
1,1,2-Trichlorotrifluoroethane	ND	1.9	25.0	ug/L	5	10/22/2021	10/22/2021 17:33	EPA 8260	
1,1-Dichloroethane	ND	1.5	5.0	ug/L	5	10/22/2021	10/22/2021 17:33	EPA 8260	
1,1-Dichloroethene	ND	2.9	5.0	ug/L	5	10/22/2021	10/22/2021 17:33	EPA 8260	
1,1-Dichloropropene	ND	2.1	5.0	ug/L	5	10/22/2021	10/22/2021 17:33	EPA 8260	
1,2,3-Trichlorobenzene	ND	5.1	25.0	ug/L	5	10/22/2021	10/22/2021 17:33	EPA 8260	
1,2,3-Trichloropropane	ND	2.8	25.0	ug/L	5	10/22/2021	10/22/2021 17:33	EPA 8260	
1,2,4-Trichlorobenzene	ND	4.8	25.0	ug/L	5	10/22/2021	10/22/2021 17:33	EPA 8260	
1,2,4-Trimethylbenzene	ND	2.2	5.0	ug/L	5	10/22/2021	10/22/2021 17:33	EPA 8260	
1,2-Dibromo-3-chloropropane	ND	11.8	25.0	ug/L	5	10/22/2021	10/22/2021 17:33	EPA 8260	
1,2-Dibromoethane (EDB)	ND	1.5	5.0	ug/L	5	10/22/2021	10/22/2021 17:33	EPA 8260	
1,2-Dichlorobenzene	ND	1.6	5.0	ug/L	5	10/22/2021	10/22/2021 17:33	EPA 8260	
1,2-Dichloroethane	ND	1.5	5.0	ug/L	5	10/22/2021	10/22/2021 17:33	EPA 8260	
1,2-Dichloropropane	ND	2.2	5.0	ug/L	5	10/22/2021	10/22/2021 17:33	EPA 8260	
1,3,5-Trimethylbenzene	ND	1.8	5.0	ug/L	5	10/22/2021	10/22/2021 17:33	EPA 8260	
1,3-Dichlorobenzene	ND	1.8	5.0	ug/L	5	10/22/2021	10/22/2021 17:33	EPA 8260	
1,3-Dichloropropane	ND	1.5	5.0	ug/L	5	10/22/2021	10/22/2021 17:33	EPA 8260	
1,4-Dichlorobenzene	ND	4.5	5.0	ug/L	5	10/22/2021	10/22/2021 17:33	EPA 8260	
2,2-Dichloropropane	ND	20.9	25.0	ug/L	5	10/22/2021	10/22/2021 17:33	EPA 8260	
2-Butanone (MEK)	ND	32.6	125	ug/L	5	10/22/2021	10/22/2021 17:33	EPA 8260	
2-Chlorotoluene	ND	4.4	25.0	ug/L	5	10/22/2021	10/22/2021 17:33	EPA 8260	
2-Hexanone	ND	31.4	125	ug/L	5	10/22/2021	10/22/2021 17:33	EPA 8260	
4-Chlorotoluene	ND	4.5	25.0	ug/L	5	10/22/2021	10/22/2021 17:33	EPA 8260	
4-Methyl-2-pentanone (MIBK)	ND	29.8	125	ug/L	5	10/22/2021	10/22/2021 17:33	EPA 8260	
Acetone	ND	43.2	125	ug/L	5	10/22/2021	10/22/2021 17:33	EPA 8260	
Benzene	ND	1.5	5.0	ug/L	5	10/22/2021	10/22/2021 17:33	EPA 8260	
Bromobenzene	ND	1.8	5.0	ug/L	5	10/22/2021	10/22/2021 17:33	EPA 8260	
Bromochloromethane	ND	1.8	25.0	ug/L	5	10/22/2021	10/22/2021 17:33	EPA 8260	
Bromodichloromethane	ND	2.1	5.0	ug/L	5	10/22/2021	10/22/2021 17:33	EPA 8260	
Bromoform	ND	19.0	25.0	ug/L	5	10/22/2021	10/22/2021 17:33	EPA 8260	
Bromomethane	ND	6.0	25.0	ug/L	5	10/22/2021	10/22/2021 17:33	EPA 8260	
Carbon disulfide	ND	5.5	25.0	ug/L	5	10/22/2021	10/22/2021 17:33	EPA 8260	
Carbon tetrachloride	ND	1.8	5.0	ug/L	5	10/22/2021	10/22/2021 17:33	EPA 8260	
Chlorobenzene	ND	4.3	5.0	ug/L	5	10/22/2021	10/22/2021 17:33	EPA 8260	
Chloroethane	ND	6.9	25.0	ug/L	5	10/22/2021	10/22/2021 17:33	EPA 8260	
Chloroform	ND	5.9	25.0	ug/L	5	10/22/2021	10/22/2021 17:33	EPA 8260	
Chloromethane	ND	8.2	25.0	ug/L	5	10/22/2021	10/22/2021 17:33	EPA 8260	
cis-1,2-Dichloroethene	**9.1**	2.4	5.0	ug/L	5	10/22/2021	10/22/2021 17:33	EPA 8260	
cis-1,3-Dichloropropene	ND	1.8	5.0	ug/L	5	10/22/2021	10/22/2021 17:33	EPA 8260	
Dibromochloromethane	ND	13.2	25.0	ug/L	5	10/22/2021	10/22/2021 17:33	EPA 8260	
Dibromomethane	ND	5.0	25.0	ug/L	5	10/22/2021	10/22/2021 17:33	EPA 8260	

Pace Analytical
ENVIRONMENTAL SCIENCES
MOBILE LAB SERVICES

2525 Advance Road
Madison, WI 53718
608.221.8700 Phone
608.221.4889 Fax

TRC Environmental Corporation, Inc.
708 Heartland Trail, Ste 3000
Madison WI, 53717

Project: Madison Kipp Corporation - Madison, WI
Project Number: 419610.00002.000001
Project Manager: Andrew Stehn

MW-3S-202110

A214209-02 (Water)

Date Sampled
10/19/2021 10:23

Pace Analytical-Green Bay, WI

Analyte	Result	Limit of Detection	Limit of Quantitation	Units	Dilution	Prepared	Analyzed	Method	Qualifiers
EPA 8260						**Preparation Batch:MSV 59102**			
Dichlorodifluoromethane	ND	2.3	25.0	ug/L	5	10/22/2021	10/22/2021 17:33	EPA 8260	
Diisopropyl ether	ND	5.5	25.0	ug/L	5	10/22/2021	10/22/2021 17:33	EPA 8260	
Ethylbenzene	ND	1.6	5.0	ug/L	5	10/22/2021	10/22/2021 17:33	EPA 8260	
Hexachloro-1,3-butadiene	ND	13.7	25.0	ug/L	5	10/22/2021	10/22/2021 17:33	EPA 8260	
Isopropylbenzene (Cumene)	ND	5.0	25.0	ug/L	5	10/22/2021	10/22/2021 17:33	EPA 8260	
m&p-Xylene	ND	3.5	10.0	ug/L	5	10/22/2021	10/22/2021 17:33	EPA 8260	
Methylene Chloride	ND	1.6	25.0	ug/L	5	10/22/2021	10/22/2021 17:33	EPA 8260	
Methyl-tert-butyl ether	ND	5.6	25.0	ug/L	5	10/22/2021	10/22/2021 17:33	EPA 8260	
Naphthalene	ND	5.6	25.0	ug/L	5	10/22/2021	10/22/2021 17:33	EPA 8260	
n-Butylbenzene	ND	4.3	5.0	ug/L	5	10/22/2021	10/22/2021 17:33	EPA 8260	
n-Hexane	ND	7.3	25.0	ug/L	5	10/22/2021	10/22/2021 17:33	EPA 8260	
n-Propylbenzene	ND	1.7	5.0	ug/L	5	10/22/2021	10/22/2021 17:33	EPA 8260	
o-Xylene	ND	1.7	5.0	ug/L	5	10/22/2021	10/22/2021 17:33	EPA 8260	
p-Isopropyltoluene	ND	5.2	25.0	ug/L	5	10/22/2021	10/22/2021 17:33	EPA 8260	
sec-Butylbenzene	ND	2.1	5.0	ug/L	5	10/22/2021	10/22/2021 17:33	EPA 8260	
Styrene	ND	1.8	5.0	ug/L	5	10/22/2021	10/22/2021 17:33	EPA 8260	
tert-Butylbenzene	ND	2.9	5.0	ug/L	5	10/22/2021	10/22/2021 17:33	EPA 8260	
Tetrachloroethene	**784**	2.0	5.0	ug/L	5	10/22/2021	10/22/2021 17:33	EPA 8260	
Tetrahydrofuran	ND	12.1	125	ug/L	5	10/22/2021	10/22/2021 17:33	EPA 8260	
Toluene	ND	1.4	5.0	ug/L	5	10/22/2021	10/22/2021 17:33	EPA 8260	
trans-1,2-Dichloroethene	ND	2.6	5.0	ug/L	5	10/22/2021	10/22/2021 17:33	EPA 8260	
trans-1,3-Dichloropropene	ND	17.3	25.0	ug/L	5	10/22/2021	10/22/2021 17:33	EPA 8260	
Trichloroethene	**45.5**	1.6	5.0	ug/L	5	10/22/2021	10/22/2021 17:33	EPA 8260	
Trichlorofluoromethane	ND	2.1	5.0	ug/L	5	10/22/2021	10/22/2021 17:33	EPA 8260	
Vinyl chloride	ND	0.87	5.0	ug/L	5	10/22/2021	10/22/2021 17:33	EPA 8260	
Xylene (Total)	ND	5.2	15.0	ug/L	5	10/22/2021	10/22/2021 17:33	EPA 8260	

Pace Analytical
ENVIRONMENTAL SCIENCES
MOBILE LAB SERVICES

2525 Advance Road
Madison, WI 53718
608.221.8700 Phone
608.221.4889 Fax

TRC Environmental Corporation, Inc.
708 Heartland Trail, Ste 3000
Madison WI, 53717

Project: Madison Kipp Corporation - Madison, WI
Project Number: 419610.00002.000001
Project Manager: Andrew Stehn

MW-3D-202110

A214209-03 (Water)

Date Sampled
10/19/2021 13:01

Pace Analytical - Madison

Polychlorinated Biphenyls by EPA Method 8082 — **Preparation Batch:A110156**

Analyte	Result	Limit of Detection	Limit of Quantitation	Units	Dilution	Prepared	Analyzed	Method	Qualifiers
PCB-1016	ND	0.0072	0.13	ug/L	1	10/20/2021	10/22/2021 04:26	EPA 8082A	
PCB-1221	ND	0.026	0.25	ug/L	1	10/20/2021	10/22/2021 04:26	EPA 8082A	
PCB-1232	ND	0.0042	0.13	ug/L	1	10/20/2021	10/22/2021 04:26	EPA 8082A	
PCB-1242	ND	0.013	0.13	ug/L	1	10/20/2021	10/22/2021 04:26	EPA 8082A	
PCB-1248	ND	0.011	0.13	ug/L	1	10/20/2021	10/22/2021 04:26	EPA 8082A	
PCB-1254	ND	0.010	0.13	ug/L	1	10/20/2021	10/22/2021 04:26	EPA 8082A	
PCB-1260	ND	0.012	0.13	ug/L	1	10/20/2021	10/22/2021 04:26	EPA 8082A	
Total PCBs	ND	0.026	0.25	ug/L	1	10/20/2021	10/22/2021 04:26	EPA 8082A	
Surrogate: Tetrachloro-meta-xylene			*91.9 %*	*60.7-128*		*10/20/2021*	*10/22/2021 04:26*	*EPA 8082A*	
Surrogate: Decachlorobiphenyl			*110 %*	*57.1-151*		*10/20/2021*	*10/22/2021 04:26*	*EPA 8082A*	

Pace Analytical-Green Bay, WI

EPA 8260 — **Preparation Batch:MSV 59102**

Analyte	Result	Limit of Detection	Limit of Quantitation	Units	Dilution	Prepared	Analyzed	Method	Qualifiers
1,1,1,2-Tetrachloroethane	ND	3.6	10.0	ug/L	10	10/22/2021	10/22/2021 16:54	EPA 8260	
1,1,1-Trichloroethane	ND	3.0	10.0	ug/L	10	10/22/2021	10/22/2021 16:54	EPA 8260	
1,1,2,2-Tetrachloroethane	ND	3.8	10.0	ug/L	10	10/22/2021	10/22/2021 16:54	EPA 8260	
1,1,2-Trichloroethane	ND	3.4	50.0	ug/L	10	10/22/2021	10/22/2021 16:54	EPA 8260	
1,1,2-Trichlorotrifluoroethane	ND	3.8	50.0	ug/L	10	10/22/2021	10/22/2021 16:54	EPA 8260	
1,1-Dichloroethane	ND	3.0	10.0	ug/L	10	10/22/2021	10/22/2021 16:54	EPA 8260	
1,1-Dichloroethene	ND	5.8	10.0	ug/L	10	10/22/2021	10/22/2021 16:54	EPA 8260	
1,1-Dichloropropene	ND	4.1	10.0	ug/L	10	10/22/2021	10/22/2021 16:54	EPA 8260	
1,2,3-Trichlorobenzene	ND	10.2	50.0	ug/L	10	10/22/2021	10/22/2021 16:54	EPA 8260	
1,2,3-Trichloropropane	ND	5.6	50.0	ug/L	10	10/22/2021	10/22/2021 16:54	EPA 8260	
1,2,4-Trichlorobenzene	ND	9.5	50.0	ug/L	10	10/22/2021	10/22/2021 16:54	EPA 8260	
1,2,4-Trimethylbenzene	ND	4.5	10.0	ug/L	10	10/22/2021	10/22/2021 16:54	EPA 8260	
1,2-Dibromo-3-chloropropane	ND	23.7	50.0	ug/L	10	10/22/2021	10/22/2021 16:54	EPA 8260	
1,2-Dibromoethane (EDB)	ND	3.1	10.0	ug/L	10	10/22/2021	10/22/2021 16:54	EPA 8260	
1,2-Dichlorobenzene	ND	3.3	10.0	ug/L	10	10/22/2021	10/22/2021 16:54	EPA 8260	
1,2-Dichloroethane	ND	2.9	10.0	ug/L	10	10/22/2021	10/22/2021 16:54	EPA 8260	
1,2-Dichloropropane	ND	4.5	10.0	ug/L	10	10/22/2021	10/22/2021 16:54	EPA 8260	
1,3,5-Trimethylbenzene	ND	3.6	10.0	ug/L	10	10/22/2021	10/22/2021 16:54	EPA 8260	
1,3-Dichlorobenzene	ND	3.5	10.0	ug/L	10	10/22/2021	10/22/2021 16:54	EPA 8260	
1,3-Dichloropropane	ND	3.0	10.0	ug/L	10	10/22/2021	10/22/2021 16:54	EPA 8260	
1,4-Dichlorobenzene	ND	8.9	10.0	ug/L	10	10/22/2021	10/22/2021 16:54	EPA 8260	
2,2-Dichloropropane	ND	41.8	50.0	ug/L	10	10/22/2021	10/22/2021 16:54	EPA 8260	
2-Butanone (MEK)	ND	65.2	250	ug/L	10	10/22/2021	10/22/2021 16:54	EPA 8260	
2-Chlorotoluene	ND	8.9	50.0	ug/L	10	10/22/2021	10/22/2021 16:54	EPA 8260	
2-Hexanone	ND	62.8	250	ug/L	10	10/22/2021	10/22/2021 16:54	EPA 8260	
4-Chlorotoluene	ND	8.9	50.0	ug/L	10	10/22/2021	10/22/2021 16:54	EPA 8260	
4-Methyl-2-pentanone (MIBK)	ND	59.5	250	ug/L	10	10/22/2021	10/22/2021 16:54	EPA 8260	
Acetone	ND	86.4	250	ug/L	10	10/22/2021	10/22/2021 16:54	EPA 8260	
Benzene	ND	3.0	10.0	ug/L	10	10/22/2021	10/22/2021 16:54	EPA 8260	

Pace Analytical
ENVIRONMENTAL SCIENCES
MOBILE LAB SERVICES

2525 Advance Road
Madison, WI 53718
608.221.8700 Phone
608.221.4889 Fax

TRC Environmental Corporation, Inc.
708 Heartland Trail, Ste 3000
Madison WI, 53717

Project: Madison Kipp Corporation - Madison, WI
Project Number: 419610.00002.000001
Project Manager: Andrew Stehn

MW-3D-202110

A214209-03 (Water)

Date Sampled
10/19/2021 13:01

Pace Analytical-Green Bay, WI

EPA 8260 — **Preparation Batch:MSV 59102**

Analyte	Result	Limit of Detection	Limit of Quantitation	Units	Dilution	Prepared	Analyzed	Method	Qualifiers
Bromobenzene	ND	3.6	10.0	ug/L	10	10/22/2021	10/22/2021 16:54	EPA 8260	
Bromochloromethane	ND	3.6	50.0	ug/L	10	10/22/2021	10/22/2021 16:54	EPA 8260	
Bromodichloromethane	ND	4.2	10.0	ug/L	10	10/22/2021	10/22/2021 16:54	EPA 8260	
Bromoform	ND	38.0	50.0	ug/L	10	10/22/2021	10/22/2021 16:54	EPA 8260	
Bromomethane	ND	11.9	50.0	ug/L	10	10/22/2021	10/22/2021 16:54	EPA 8260	
Carbon disulfide	ND	11.0	50.0	ug/L	10	10/22/2021	10/22/2021 16:54	EPA 8260	
Carbon tetrachloride	ND	3.7	10.0	ug/L	10	10/22/2021	10/22/2021 16:54	EPA 8260	
Chlorobenzene	ND	8.6	10.0	ug/L	10	10/22/2021	10/22/2021 16:54	EPA 8260	
Chloroethane	ND	13.8	50.0	ug/L	10	10/22/2021	10/22/2021 16:54	EPA 8260	
Chloroform	ND	11.8	50.0	ug/L	10	10/22/2021	10/22/2021 16:54	EPA 8260	
Chloromethane	ND	16.4	50.0	ug/L	10	10/22/2021	10/22/2021 16:54	EPA 8260	
cis-1,2-Dichloroethene	**44.3**	4.7	10.0	ug/L	10	10/22/2021	10/22/2021 16:54	EPA 8260	
cis-1,3-Dichloropropene	ND	3.6	10.0	ug/L	10	10/22/2021	10/22/2021 16:54	EPA 8260	
Dibromochloromethane	ND	26.4	50.0	ug/L	10	10/22/2021	10/22/2021 16:54	EPA 8260	
Dibromomethane	ND	9.9	50.0	ug/L	10	10/22/2021	10/22/2021 16:54	EPA 8260	
Dichlorodifluoromethane	ND	4.6	50.0	ug/L	10	10/22/2021	10/22/2021 16:54	EPA 8260	
Diisopropyl ether	ND	11.0	50.0	ug/L	10	10/22/2021	10/22/2021 16:54	EPA 8260	
Ethylbenzene	ND	3.3	10.0	ug/L	10	10/22/2021	10/22/2021 16:54	EPA 8260	
Hexachloro-1,3-butadiene	ND	27.4	50.0	ug/L	10	10/22/2021	10/22/2021 16:54	EPA 8260	
Isopropylbenzene (Cumene)	ND	10.0	50.0	ug/L	10	10/22/2021	10/22/2021 16:54	EPA 8260	
m&p-Xylene	ND	7.0	20.0	ug/L	10	10/22/2021	10/22/2021 16:54	EPA 8260	
Methylene Chloride	ND	3.2	50.0	ug/L	10	10/22/2021	10/22/2021 16:54	EPA 8260	
Methyl-tert-butyl ether	ND	11.3	50.0	ug/L	10	10/22/2021	10/22/2021 16:54	EPA 8260	
Naphthalene	ND	11.3	50.0	ug/L	10	10/22/2021	10/22/2021 16:54	EPA 8260	
n-Butylbenzene	ND	8.6	10.0	ug/L	10	10/22/2021	10/22/2021 16:54	EPA 8260	
n-Hexane	ND	14.6	50.0	ug/L	10	10/22/2021	10/22/2021 16:54	EPA 8260	
n-Propylbenzene	ND	3.5	10.0	ug/L	10	10/22/2021	10/22/2021 16:54	EPA 8260	
o-Xylene	ND	3.5	10.0	ug/L	10	10/22/2021	10/22/2021 16:54	EPA 8260	
p-Isopropyltoluene	ND	10.4	50.0	ug/L	10	10/22/2021	10/22/2021 16:54	EPA 8260	
sec-Butylbenzene	ND	4.2	10.0	ug/L	10	10/22/2021	10/22/2021 16:54	EPA 8260	
Styrene	ND	3.6	10.0	ug/L	10	10/22/2021	10/22/2021 16:54	EPA 8260	
tert-Butylbenzene	ND	5.9	10.0	ug/L	10	10/22/2021	10/22/2021 16:54	EPA 8260	
Tetrachloroethene	**767**	4.1	10.0	ug/L	10	10/22/2021	10/22/2021 16:54	EPA 8260	
Tetrahydrofuran	ND	24.2	250	ug/L	10	10/22/2021	10/22/2021 16:54	EPA 8260	
Toluene	ND	2.9	10.0	ug/L	10	10/22/2021	10/22/2021 16:54	EPA 8260	
trans-1,2-Dichloroethene	ND	5.3	10.0	ug/L	10	10/22/2021	10/22/2021 16:54	EPA 8260	
trans-1,3-Dichloropropene	ND	34.6	50.0	ug/L	10	10/22/2021	10/22/2021 16:54	EPA 8260	
Trichloroethene	**48.7**	3.2	10.0	ug/L	10	10/22/2021	10/22/2021 16:54	EPA 8260	
Trichlorofluoromethane	ND	4.2	10.0	ug/L	10	10/22/2021	10/22/2021 16:54	EPA 8260	
Vinyl chloride	ND	1.7	10.0	ug/L	10	10/22/2021	10/22/2021 16:54	EPA 8260	
Xylene (Total)	ND	10.5	30.0	ug/L	10	10/22/2021	10/22/2021 16:54	EPA 8260	

Pace Analytical
ENVIRONMENTAL SCIENCES
MOBILE LAB SERVICES

2525 Advance Road
Madison, WI 53718
608.221.8700 Phone
608.221.4889 Fax

TRC Environmental Corporation, Inc.	Project: Madison Kipp Corporation - Madison, WI
708 Heartland Trail, Ste 3000	Project Number: 419610.00002.000001
Madison WI, 53717	Project Manager: Andrew Stehn

MW-3D-202110

A214209-03 (Water)

Date Sampled
10/19/2021 13:01

Analyte	Result	Limit of Detection	Limit of Quantitation	Units	Dilution	Prepared	Analyzed	Method	Qualifiers
Pace Analytical-Green Bay, WI									
SM 2540C						**Preparation Batch:WET 44185**			
Total Dissolved Solids	**706**	8.7	20.0	mg/L	1	10/21/2021	10/21/2021 14:53	SM 2540C	
SM 2540D						**Preparation Batch:WET 44194**			
Total Suspended Solids	**2.0**	0.95	2.0	mg/L	1	10/22/2021	10/22/2021 09:26	SM 2540D	

Pace Analytical
ENVIRONMENTAL SCIENCES
MOBILE LAB SERVICES

2525 Advance Road
Madison, WI 53718
608.221.8700 Phone
608.221.4889 Fax

TRC Environmental Corporation, Inc.
708 Heartland Trail, Ste 3000
Madison WI, 53717

Project: Madison Kipp Corporation - Madison, WI
Project Number: 419610.00002.000001
Project Manager: Andrew Stehn

MW-3D2-202110

A214209-04 (Water)

Date Sampled
10/19/2021 12:02

Pace Analytical-Green Bay, WI

EPA 8260 — **Preparation Batch:MSV 59102**

Analyte	Result	Limit of Detection	Limit of Quantitation	Units	Dilution	Prepared	Analyzed	Method	Qualifiers
1,1,1,2-Tetrachloroethane	ND	1.8	5.0	ug/L	5	10/22/2021	10/22/2021 17:53	EPA 8260	
1,1,1-Trichloroethane	ND	1.5	5.0	ug/L	5	10/22/2021	10/22/2021 17:53	EPA 8260	
1,1,2,2-Tetrachloroethane	ND	1.9	5.0	ug/L	5	10/22/2021	10/22/2021 17:53	EPA 8260	
1,1,2-Trichloroethane	ND	1.7	25.0	ug/L	5	10/22/2021	10/22/2021 17:53	EPA 8260	
1,1,2-Trichlorotrifluoroethane	ND	1.9	25.0	ug/L	5	10/22/2021	10/22/2021 17:53	EPA 8260	
1,1-Dichloroethane	ND	1.5	5.0	ug/L	5	10/22/2021	10/22/2021 17:53	EPA 8260	
1,1-Dichloroethene	ND	2.9	5.0	ug/L	5	10/22/2021	10/22/2021 17:53	EPA 8260	
1,1-Dichloropropene	ND	2.1	5.0	ug/L	5	10/22/2021	10/22/2021 17:53	EPA 8260	
1,2,3-Trichlorobenzene	ND	5.1	25.0	ug/L	5	10/22/2021	10/22/2021 17:53	EPA 8260	
1,2,3-Trichloropropane	ND	2.8	25.0	ug/L	5	10/22/2021	10/22/2021 17:53	EPA 8260	
1,2,4-Trichlorobenzene	ND	4.8	25.0	ug/L	5	10/22/2021	10/22/2021 17:53	EPA 8260	
1,2,4-Trimethylbenzene	ND	2.2	5.0	ug/L	5	10/22/2021	10/22/2021 17:53	EPA 8260	
1,2-Dibromo-3-chloropropane	ND	11.8	25.0	ug/L	5	10/22/2021	10/22/2021 17:53	EPA 8260	
1,2-Dibromoethane (EDB)	ND	1.5	5.0	ug/L	5	10/22/2021	10/22/2021 17:53	EPA 8260	
1,2-Dichlorobenzene	ND	1.6	5.0	ug/L	5	10/22/2021	10/22/2021 17:53	EPA 8260	
1,2-Dichloroethane	ND	1.5	5.0	ug/L	5	10/22/2021	10/22/2021 17:53	EPA 8260	
1,2-Dichloropropane	ND	2.2	5.0	ug/L	5	10/22/2021	10/22/2021 17:53	EPA 8260	
1,3,5-Trimethylbenzene	ND	1.8	5.0	ug/L	5	10/22/2021	10/22/2021 17:53	EPA 8260	
1,3-Dichlorobenzene	ND	1.8	5.0	ug/L	5	10/22/2021	10/22/2021 17:53	EPA 8260	
1,3-Dichloropropane	ND	1.5	5.0	ug/L	5	10/22/2021	10/22/2021 17:53	EPA 8260	
1,4-Dichlorobenzene	ND	4.5	5.0	ug/L	5	10/22/2021	10/22/2021 17:53	EPA 8260	
2,2-Dichloropropane	ND	20.9	25.0	ug/L	5	10/22/2021	10/22/2021 17:53	EPA 8260	
2-Butanone (MEK)	ND	32.6	125	ug/L	5	10/22/2021	10/22/2021 17:53	EPA 8260	
2-Chlorotoluene	ND	4.4	25.0	ug/L	5	10/22/2021	10/22/2021 17:53	EPA 8260	
2-Hexanone	ND	31.4	125	ug/L	5	10/22/2021	10/22/2021 17:53	EPA 8260	
4-Chlorotoluene	ND	4.5	25.0	ug/L	5	10/22/2021	10/22/2021 17:53	EPA 8260	
4-Methyl-2-pentanone (MIBK)	ND	29.8	125	ug/L	5	10/22/2021	10/22/2021 17:53	EPA 8260	
Acetone	ND	43.2	125	ug/L	5	10/22/2021	10/22/2021 17:53	EPA 8260	
Benzene	ND	1.5	5.0	ug/L	5	10/22/2021	10/22/2021 17:53	EPA 8260	
Bromobenzene	ND	1.8	5.0	ug/L	5	10/22/2021	10/22/2021 17:53	EPA 8260	
Bromochloromethane	ND	1.8	25.0	ug/L	5	10/22/2021	10/22/2021 17:53	EPA 8260	
Bromodichloromethane	ND	2.1	5.0	ug/L	5	10/22/2021	10/22/2021 17:53	EPA 8260	
Bromoform	ND	19.0	25.0	ug/L	5	10/22/2021	10/22/2021 17:53	EPA 8260	
Bromomethane	ND	6.0	25.0	ug/L	5	10/22/2021	10/22/2021 17:53	EPA 8260	
Carbon disulfide	ND	5.5	25.0	ug/L	5	10/22/2021	10/22/2021 17:53	EPA 8260	
Carbon tetrachloride	ND	1.8	5.0	ug/L	5	10/22/2021	10/22/2021 17:53	EPA 8260	
Chlorobenzene	ND	4.3	5.0	ug/L	5	10/22/2021	10/22/2021 17:53	EPA 8260	
Chloroethane	ND	6.9	25.0	ug/L	5	10/22/2021	10/22/2021 17:53	EPA 8260	
Chloroform	ND	5.9	25.0	ug/L	5	10/22/2021	10/22/2021 17:53	EPA 8260	
Chloromethane	ND	8.2	25.0	ug/L	5	10/22/2021	10/22/2021 17:53	EPA 8260	
cis-1,2-Dichloroethene	**19.9**	2.4	5.0	ug/L	5	10/22/2021	10/22/2021 17:53	EPA 8260	
cis-1,3-Dichloropropene	ND	1.8	5.0	ug/L	5	10/22/2021	10/22/2021 17:53	EPA 8260	
Dibromochloromethane	ND	13.2	25.0	ug/L	5	10/22/2021	10/22/2021 17:53	EPA 8260	
Dibromomethane	ND	5.0	25.0	ug/L	5	10/22/2021	10/22/2021 17:53	EPA 8260	

Pace Analytical
ENVIRONMENTAL SCIENCES
MOBILE LAB SERVICES

2525 Advance Road
Madison, WI 53718
608.221.8700 Phone
608.221.4889 Fax

TRC Environmental Corporation, Inc.
708 Heartland Trail, Ste 3000
Madison WI, 53717

Project: Madison Kipp Corporation - Madison, WI
Project Number: 419610.00002.000001
Project Manager: Andrew Stehn

MW-3D2-202110

A214209-04 (Water)

Date Sampled
10/19/2021 12:02

Pace Analytical-Green Bay, WI

EPA 8260 — **Preparation Batch:MSV 59102**

Analyte	Result	Limit of Detection	Limit of Quantitation	Units	Dilution	Prepared	Analyzed	Method	Qualifiers
Dichlorodifluoromethane	ND	2.3	25.0	ug/L	5	10/22/2021	10/22/2021 17:53	EPA 8260	
Diisopropyl ether	ND	5.5	25.0	ug/L	5	10/22/2021	10/22/2021 17:53	EPA 8260	
Ethylbenzene	ND	1.6	5.0	ug/L	5	10/22/2021	10/22/2021 17:53	EPA 8260	
Hexachloro-1,3-butadiene	ND	13.7	25.0	ug/L	5	10/22/2021	10/22/2021 17:53	EPA 8260	
Isopropylbenzene (Cumene)	ND	5.0	25.0	ug/L	5	10/22/2021	10/22/2021 17:53	EPA 8260	
m&p-Xylene	ND	3.5	10.0	ug/L	5	10/22/2021	10/22/2021 17:53	EPA 8260	
Methylene Chloride	ND	1.6	25.0	ug/L	5	10/22/2021	10/22/2021 17:53	EPA 8260	
Methyl-tert-butyl ether	ND	5.6	25.0	ug/L	5	10/22/2021	10/22/2021 17:53	EPA 8260	
Naphthalene	ND	5.6	25.0	ug/L	5	10/22/2021	10/22/2021 17:53	EPA 8260	
n-Butylbenzene	ND	4.3	5.0	ug/L	5	10/22/2021	10/22/2021 17:53	EPA 8260	
n-Hexane	ND	7.3	25.0	ug/L	5	10/22/2021	10/22/2021 17:53	EPA 8260	
n-Propylbenzene	ND	1.7	5.0	ug/L	5	10/22/2021	10/22/2021 17:53	EPA 8260	
o-Xylene	ND	1.7	5.0	ug/L	5	10/22/2021	10/22/2021 17:53	EPA 8260	
p-Isopropyltoluene	ND	5.2	25.0	ug/L	5	10/22/2021	10/22/2021 17:53	EPA 8260	
sec-Butylbenzene	ND	2.1	5.0	ug/L	5	10/22/2021	10/22/2021 17:53	EPA 8260	
Styrene	ND	1.8	5.0	ug/L	5	10/22/2021	10/22/2021 17:53	EPA 8260	
tert-Butylbenzene	ND	2.9	5.0	ug/L	5	10/22/2021	10/22/2021 17:53	EPA 8260	
Tetrachloroethene	**424**	2.0	5.0	ug/L	5	10/22/2021	10/22/2021 17:53	EPA 8260	
Tetrahydrofuran	ND	12.1	125	ug/L	5	10/22/2021	10/22/2021 17:53	EPA 8260	
Toluene	ND	1.4	5.0	ug/L	5	10/22/2021	10/22/2021 17:53	EPA 8260	
trans-1,2-Dichloroethene	ND	2.6	5.0	ug/L	5	10/22/2021	10/22/2021 17:53	EPA 8260	
trans-1,3-Dichloropropene	ND	17.3	25.0	ug/L	5	10/22/2021	10/22/2021 17:53	EPA 8260	
Trichloroethene	**17.5**	1.6	5.0	ug/L	5	10/22/2021	10/22/2021 17:53	EPA 8260	
Trichlorofluoromethane	ND	2.1	5.0	ug/L	5	10/22/2021	10/22/2021 17:53	EPA 8260	
Vinyl chloride	ND	0.87	5.0	ug/L	5	10/22/2021	10/22/2021 17:53	EPA 8260	
Xylene (Total)	ND	5.2	15.0	ug/L	5	10/22/2021	10/22/2021 17:53	EPA 8260	

Pace Analytical
ENVIRONMENTAL SCIENCES
MOBILE LAB SERVICES

2525 Advance Road
Madison, WI 53718
608.221.8700 Phone
608.221.4889 Fax

TRC Environmental Corporation, Inc.
708 Heartland Trail, Ste 3000
Madison WI, 53717

Project: Madison Kipp Corporation - Madison, WI
Project Number: 419610.00002.000001
Project Manager: Andrew Stehn

MW-3D3-202110

A214209-05 (Water)

Date Sampled
10/19/2021 10:41

Pace Analytical-Green Bay, WI

EPA 8260 — **Preparation Batch:MSV 59102**

Analyte	Result	Limit of Detection	Limit of Quantitation	Units	Dilution	Prepared	Analyzed	Method	Qualifiers
1,1,1,2-Tetrachloroethane	ND	0.36	1.0	ug/L	1	10/22/2021	10/22/2021 12:12	EPA 8260	
1,1,1-Trichloroethane	ND	0.30	1.0	ug/L	1	10/22/2021	10/22/2021 12:12	EPA 8260	
1,1,2,2-Tetrachloroethane	ND	0.38	1.0	ug/L	1	10/22/2021	10/22/2021 12:12	EPA 8260	
1,1,2-Trichloroethane	ND	0.34	5.0	ug/L	1	10/22/2021	10/22/2021 12:12	EPA 8260	
1,1,2-Trichlorotrifluoroethane	ND	0.38	5.0	ug/L	1	10/22/2021	10/22/2021 12:12	EPA 8260	
1,1-Dichloroethane	ND	0.30	1.0	ug/L	1	10/22/2021	10/22/2021 12:12	EPA 8260	
1,1-Dichloroethene	ND	0.58	1.0	ug/L	1	10/22/2021	10/22/2021 12:12	EPA 8260	
1,1-Dichloropropene	ND	0.41	1.0	ug/L	1	10/22/2021	10/22/2021 12:12	EPA 8260	
1,2,3-Trichlorobenzene	ND	1.0	5.0	ug/L	1	10/22/2021	10/22/2021 12:12	EPA 8260	
1,2,3-Trichloropropane	ND	0.56	5.0	ug/L	1	10/22/2021	10/22/2021 12:12	EPA 8260	
1,2,4-Trichlorobenzene	ND	0.95	5.0	ug/L	1	10/22/2021	10/22/2021 12:12	EPA 8260	
1,2,4-Trimethylbenzene	ND	0.45	1.0	ug/L	1	10/22/2021	10/22/2021 12:12	EPA 8260	
1,2-Dibromo-3-chloropropane	ND	2.4	5.0	ug/L	1	10/22/2021	10/22/2021 12:12	EPA 8260	
1,2-Dibromoethane (EDB)	ND	0.31	1.0	ug/L	1	10/22/2021	10/22/2021 12:12	EPA 8260	
1,2-Dichlorobenzene	ND	0.33	1.0	ug/L	1	10/22/2021	10/22/2021 12:12	EPA 8260	
1,2-Dichloroethane	ND	0.29	1.0	ug/L	1	10/22/2021	10/22/2021 12:12	EPA 8260	
1,2-Dichloropropane	ND	0.45	1.0	ug/L	1	10/22/2021	10/22/2021 12:12	EPA 8260	
1,3,5-Trimethylbenzene	ND	0.36	1.0	ug/L	1	10/22/2021	10/22/2021 12:12	EPA 8260	
1,3-Dichlorobenzene	ND	0.35	1.0	ug/L	1	10/22/2021	10/22/2021 12:12	EPA 8260	
1,3-Dichloropropane	ND	0.30	1.0	ug/L	1	10/22/2021	10/22/2021 12:12	EPA 8260	
1,4-Dichlorobenzene	ND	0.89	1.0	ug/L	1	10/22/2021	10/22/2021 12:12	EPA 8260	
2,2-Dichloropropane	ND	4.2	5.0	ug/L	1	10/22/2021	10/22/2021 12:12	EPA 8260	
2-Butanone (MEK)	ND	6.5	25.0	ug/L	1	10/22/2021	10/22/2021 12:12	EPA 8260	
2-Chlorotoluene	ND	0.89	5.0	ug/L	1	10/22/2021	10/22/2021 12:12	EPA 8260	
2-Hexanone	ND	6.3	25.0	ug/L	1	10/22/2021	10/22/2021 12:12	EPA 8260	
4-Chlorotoluene	ND	0.89	5.0	ug/L	1	10/22/2021	10/22/2021 12:12	EPA 8260	
4-Methyl-2-pentanone (MIBK)	ND	6.0	25.0	ug/L	1	10/22/2021	10/22/2021 12:12	EPA 8260	
Acetone	ND	8.6	25.0	ug/L	1	10/22/2021	10/22/2021 12:12	EPA 8260	
Benzene	ND	0.30	1.0	ug/L	1	10/22/2021	10/22/2021 12:12	EPA 8260	
Bromobenzene	ND	0.36	1.0	ug/L	1	10/22/2021	10/22/2021 12:12	EPA 8260	
Bromochloromethane	ND	0.36	5.0	ug/L	1	10/22/2021	10/22/2021 12:12	EPA 8260	
Bromodichloromethane	ND	0.42	1.0	ug/L	1	10/22/2021	10/22/2021 12:12	EPA 8260	
Bromoform	ND	3.8	5.0	ug/L	1	10/22/2021	10/22/2021 12:12	EPA 8260	
Bromomethane	ND	1.2	5.0	ug/L	1	10/22/2021	10/22/2021 12:12	EPA 8260	
Carbon disulfide	ND	1.1	5.0	ug/L	1	10/22/2021	10/22/2021 12:12	EPA 8260	
Carbon tetrachloride	ND	0.37	1.0	ug/L	1	10/22/2021	10/22/2021 12:12	EPA 8260	
Chlorobenzene	ND	0.86	1.0	ug/L	1	10/22/2021	10/22/2021 12:12	EPA 8260	
Chloroethane	ND	1.4	5.0	ug/L	1	10/22/2021	10/22/2021 12:12	EPA 8260	
Chloroform	ND	1.2	5.0	ug/L	1	10/22/2021	10/22/2021 12:12	EPA 8260	
Chloromethane	ND	1.6	5.0	ug/L	1	10/22/2021	10/22/2021 12:12	EPA 8260	
cis-1,2-Dichloroethene	ND	0.47	1.0	ug/L	1	10/22/2021	10/22/2021 12:12	EPA 8260	
cis-1,3-Dichloropropene	ND	0.36	1.0	ug/L	1	10/22/2021	10/22/2021 12:12	EPA 8260	
Dibromochloromethane	ND	2.6	5.0	ug/L	1	10/22/2021	10/22/2021 12:12	EPA 8260	
Dibromomethane	ND	0.99	5.0	ug/L	1	10/22/2021	10/22/2021 12:12	EPA 8260	

Pace Analytical
ENVIRONMENTAL SCIENCES
MOBILE LAB SERVICES

2525 Advance Road
Madison, WI 53718
608.221.8700 Phone
608.221.4889 Fax

TRC Environmental Corporation, Inc.
708 Heartland Trail, Ste 3000
Madison WI, 53717

Project: Madison Kipp Corporation - Madison, WI
Project Number: 419610.00002.000001
Project Manager: Andrew Stehn

MW-3D3-202110

A214209-05 (Water)

Date Sampled
10/19/2021 10:41

Pace Analytical-Green Bay, WI

Analyte	Result	Limit of Detection	Limit of Quantitation	Units	Dilution	Prepared	Analyzed	Method	Qualifiers
EPA 8260						**Preparation Batch:MSV 59102**			
Dichlorodifluoromethane	ND	0.46	5.0	ug/L	1	10/22/2021	10/22/2021 12:12	EPA 8260	
Diisopropyl ether	ND	1.1	5.0	ug/L	1	10/22/2021	10/22/2021 12:12	EPA 8260	
Ethylbenzene	ND	0.33	1.0	ug/L	1	10/22/2021	10/22/2021 12:12	EPA 8260	
Hexachloro-1,3-butadiene	ND	2.7	5.0	ug/L	1	10/22/2021	10/22/2021 12:12	EPA 8260	
Isopropylbenzene (Cumene)	ND	1.0	5.0	ug/L	1	10/22/2021	10/22/2021 12:12	EPA 8260	
m&p-Xylene	ND	0.70	2.0	ug/L	1	10/22/2021	10/22/2021 12:12	EPA 8260	
Methylene Chloride	ND	0.32	5.0	ug/L	1	10/22/2021	10/22/2021 12:12	EPA 8260	
Methyl-tert-butyl ether	ND	1.1	5.0	ug/L	1	10/22/2021	10/22/2021 12:12	EPA 8260	
Naphthalene	ND	1.1	5.0	ug/L	1	10/22/2021	10/22/2021 12:12	EPA 8260	
n-Butylbenzene	ND	0.86	1.0	ug/L	1	10/22/2021	10/22/2021 12:12	EPA 8260	
n-Hexane	ND	1.5	5.0	ug/L	1	10/22/2021	10/22/2021 12:12	EPA 8260	
n-Propylbenzene	ND	0.35	1.0	ug/L	1	10/22/2021	10/22/2021 12:12	EPA 8260	
o-Xylene	ND	0.35	1.0	ug/L	1	10/22/2021	10/22/2021 12:12	EPA 8260	
p-Isopropyltoluene	ND	1.0	5.0	ug/L	1	10/22/2021	10/22/2021 12:12	EPA 8260	
sec-Butylbenzene	ND	0.42	1.0	ug/L	1	10/22/2021	10/22/2021 12:12	EPA 8260	
Styrene	ND	0.36	1.0	ug/L	1	10/22/2021	10/22/2021 12:12	EPA 8260	
tert-Butylbenzene	ND	0.59	1.0	ug/L	1	10/22/2021	10/22/2021 12:12	EPA 8260	
Tetrachloroethene	ND	0.41	1.0	ug/L	1	10/22/2021	10/22/2021 12:12	EPA 8260	
Tetrahydrofuran	ND	2.4	25.0	ug/L	1	10/22/2021	10/22/2021 12:12	EPA 8260	
Toluene	ND	0.29	1.0	ug/L	1	10/22/2021	10/22/2021 12:12	EPA 8260	
trans-1,2-Dichloroethene	ND	0.53	1.0	ug/L	1	10/22/2021	10/22/2021 12:12	EPA 8260	
trans-1,3-Dichloropropene	ND	3.5	5.0	ug/L	1	10/22/2021	10/22/2021 12:12	EPA 8260	
Trichloroethene	ND	0.32	1.0	ug/L	1	10/22/2021	10/22/2021 12:12	EPA 8260	
Trichlorofluoromethane	ND	0.42	1.0	ug/L	1	10/22/2021	10/22/2021 12:12	EPA 8260	
Vinyl chloride	ND	0.17	1.0	ug/L	1	10/22/2021	10/22/2021 12:12	EPA 8260	
Xylene (Total)	ND	1.0	3.0	ug/L	1	10/22/2021	10/22/2021 12:12	EPA 8260	

Pace Analytical
ENVIRONMENTAL SCIENCES
MOBILE LAB SERVICES

2525 Advance Road
Madison, WI 53718
608.221.8700 Phone
608.221.4889 Fax

TRC Environmental Corporation, Inc.
708 Heartland Trail, Ste 3000
Madison WI, 53717

Project: Madison Kipp Corporation - Madison, WI
Project Number: 419610.00002.000001
Project Manager: Andrew Stehn

MW-9D-202110

A214209-06 (Water)

Date Sampled
10/18/2021 12:11

Pace Analytical-Green Bay, WI

EPA 8260 — **Preparation Batch:MSV 59102**

Analyte	Result	Limit of Detection	Limit of Quantitation	Units	Dilution	Prepared	Analyzed	Method	Qualifiers
1,1,1,2-Tetrachloroethane	ND	0.36	1.0	ug/L	1	10/22/2021	10/22/2021 14:46	EPA 8260	
1,1,1-Trichloroethane	ND	0.30	1.0	ug/L	1	10/22/2021	10/22/2021 14:46	EPA 8260	
1,1,2,2-Tetrachloroethane	ND	0.38	1.0	ug/L	1	10/22/2021	10/22/2021 14:46	EPA 8260	
1,1,2-Trichloroethane	ND	0.34	5.0	ug/L	1	10/22/2021	10/22/2021 14:46	EPA 8260	
1,1,2-Trichlorotrifluoroethane	ND	0.38	5.0	ug/L	1	10/22/2021	10/22/2021 14:46	EPA 8260	
1,1-Dichloroethane	ND	0.30	1.0	ug/L	1	10/22/2021	10/22/2021 14:46	EPA 8260	
1,1-Dichloroethene	ND	0.58	1.0	ug/L	1	10/22/2021	10/22/2021 14:46	EPA 8260	
1,1-Dichloropropene	ND	0.41	1.0	ug/L	1	10/22/2021	10/22/2021 14:46	EPA 8260	
1,2,3-Trichlorobenzene	ND	1.0	5.0	ug/L	1	10/22/2021	10/22/2021 14:46	EPA 8260	
1,2,3-Trichloropropane	ND	0.56	5.0	ug/L	1	10/22/2021	10/22/2021 14:46	EPA 8260	
1,2,4-Trichlorobenzene	ND	0.95	5.0	ug/L	1	10/22/2021	10/22/2021 14:46	EPA 8260	
1,2,4-Trimethylbenzene	ND	0.45	1.0	ug/L	1	10/22/2021	10/22/2021 14:46	EPA 8260	
1,2-Dibromo-3-chloropropane	ND	2.4	5.0	ug/L	1	10/22/2021	10/22/2021 14:46	EPA 8260	
1,2-Dibromoethane (EDB)	ND	0.31	1.0	ug/L	1	10/22/2021	10/22/2021 14:46	EPA 8260	
1,2-Dichlorobenzene	ND	0.33	1.0	ug/L	1	10/22/2021	10/22/2021 14:46	EPA 8260	
1,2-Dichloroethane	ND	0.29	1.0	ug/L	1	10/22/2021	10/22/2021 14:46	EPA 8260	
1,2-Dichloropropane	ND	0.45	1.0	ug/L	1	10/22/2021	10/22/2021 14:46	EPA 8260	
1,3,5-Trimethylbenzene	ND	0.36	1.0	ug/L	1	10/22/2021	10/22/2021 14:46	EPA 8260	
1,3-Dichlorobenzene	ND	0.35	1.0	ug/L	1	10/22/2021	10/22/2021 14:46	EPA 8260	
1,3-Dichloropropane	ND	0.30	1.0	ug/L	1	10/22/2021	10/22/2021 14:46	EPA 8260	
1,4-Dichlorobenzene	ND	0.89	1.0	ug/L	1	10/22/2021	10/22/2021 14:46	EPA 8260	
2,2-Dichloropropane	ND	4.2	5.0	ug/L	1	10/22/2021	10/22/2021 14:46	EPA 8260	
2-Butanone (MEK)	ND	6.5	25.0	ug/L	1	10/22/2021	10/22/2021 14:46	EPA 8260	
2-Chlorotoluene	ND	0.89	5.0	ug/L	1	10/22/2021	10/22/2021 14:46	EPA 8260	
2-Hexanone	ND	6.3	25.0	ug/L	1	10/22/2021	10/22/2021 14:46	EPA 8260	
4-Chlorotoluene	ND	0.89	5.0	ug/L	1	10/22/2021	10/22/2021 14:46	EPA 8260	
4-Methyl-2-pentanone (MIBK)	ND	6.0	25.0	ug/L	1	10/22/2021	10/22/2021 14:46	EPA 8260	
Acetone	ND	8.6	25.0	ug/L	1	10/22/2021	10/22/2021 14:46	EPA 8260	
Benzene	ND	0.30	1.0	ug/L	1	10/22/2021	10/22/2021 14:46	EPA 8260	
Bromobenzene	ND	0.36	1.0	ug/L	1	10/22/2021	10/22/2021 14:46	EPA 8260	
Bromochloromethane	ND	0.36	5.0	ug/L	1	10/22/2021	10/22/2021 14:46	EPA 8260	
Bromodichloromethane	ND	0.42	1.0	ug/L	1	10/22/2021	10/22/2021 14:46	EPA 8260	
Bromoform	ND	3.8	5.0	ug/L	1	10/22/2021	10/22/2021 14:46	EPA 8260	
Bromomethane	ND	1.2	5.0	ug/L	1	10/22/2021	10/22/2021 14:46	EPA 8260	
Carbon disulfide	ND	1.1	5.0	ug/L	1	10/22/2021	10/22/2021 14:46	EPA 8260	
Carbon tetrachloride	ND	0.37	1.0	ug/L	1	10/22/2021	10/22/2021 14:46	EPA 8260	
Chlorobenzene	ND	0.86	1.0	ug/L	1	10/22/2021	10/22/2021 14:46	EPA 8260	
Chloroethane	ND	1.4	5.0	ug/L	1	10/22/2021	10/22/2021 14:46	EPA 8260	
Chloroform	ND	1.2	5.0	ug/L	1	10/22/2021	10/22/2021 14:46	EPA 8260	
Chloromethane	ND	1.6	5.0	ug/L	1	10/22/2021	10/22/2021 14:46	EPA 8260	
cis-1,2-Dichloroethene	ND	0.47	1.0	ug/L	1	10/22/2021	10/22/2021 14:46	EPA 8260	
cis-1,3-Dichloropropene	ND	0.36	1.0	ug/L	1	10/22/2021	10/22/2021 14:46	EPA 8260	
Dibromochloromethane	ND	2.6	5.0	ug/L	1	10/22/2021	10/22/2021 14:46	EPA 8260	
Dibromomethane	ND	0.99	5.0	ug/L	1	10/22/2021	10/22/2021 14:46	EPA 8260	

Pace Analytical
ENVIRONMENTAL SCIENCES
MOBILE LAB SERVICES

2525 Advance Road
Madison, WI 53718
608.221.8700 Phone
608.221.4889 Fax

TRC Environmental Corporation, Inc.
708 Heartland Trail, Ste 3000
Madison WI, 53717

Project: Madison Kipp Corporation - Madison, WI
Project Number: 419610.00002.000001
Project Manager: Andrew Stehn

MW-9D-202110

A214209-06 (Water)

Date Sampled
10/18/2021 12:11

Pace Analytical-Green Bay, WI

Analyte	Result	Limit of Detection	Limit of Quantitation	Units	Dilution	Prepared	Analyzed	Method	Qualifiers
EPA 8260						**Preparation Batch:MSV 59102**			
Dichlorodifluoromethane	ND	0.46	5.0	ug/L	1	10/22/2021	10/22/2021 14:46	EPA 8260	
Diisopropyl ether	ND	1.1	5.0	ug/L	1	10/22/2021	10/22/2021 14:46	EPA 8260	
Ethylbenzene	ND	0.33	1.0	ug/L	1	10/22/2021	10/22/2021 14:46	EPA 8260	
Hexachloro-1,3-butadiene	ND	2.7	5.0	ug/L	1	10/22/2021	10/22/2021 14:46	EPA 8260	
Isopropylbenzene (Cumene)	ND	1.0	5.0	ug/L	1	10/22/2021	10/22/2021 14:46	EPA 8260	
m&p-Xylene	ND	0.70	2.0	ug/L	1	10/22/2021	10/22/2021 14:46	EPA 8260	
Methylene Chloride	ND	0.32	5.0	ug/L	1	10/22/2021	10/22/2021 14:46	EPA 8260	
Methyl-tert-butyl ether	ND	1.1	5.0	ug/L	1	10/22/2021	10/22/2021 14:46	EPA 8260	
Naphthalene	ND	1.1	5.0	ug/L	1	10/22/2021	10/22/2021 14:46	EPA 8260	
n-Butylbenzene	ND	0.86	1.0	ug/L	1	10/22/2021	10/22/2021 14:46	EPA 8260	
n-Hexane	ND	1.5	5.0	ug/L	1	10/22/2021	10/22/2021 14:46	EPA 8260	
n-Propylbenzene	ND	0.35	1.0	ug/L	1	10/22/2021	10/22/2021 14:46	EPA 8260	
o-Xylene	ND	0.35	1.0	ug/L	1	10/22/2021	10/22/2021 14:46	EPA 8260	
p-Isopropyltoluene	ND	1.0	5.0	ug/L	1	10/22/2021	10/22/2021 14:46	EPA 8260	
sec-Butylbenzene	ND	0.42	1.0	ug/L	1	10/22/2021	10/22/2021 14:46	EPA 8260	
Styrene	ND	0.36	1.0	ug/L	1	10/22/2021	10/22/2021 14:46	EPA 8260	
tert-Butylbenzene	ND	0.59	1.0	ug/L	1	10/22/2021	10/22/2021 14:46	EPA 8260	
Tetrachloroethene	ND	0.41	1.0	ug/L	1	10/22/2021	10/22/2021 14:46	EPA 8260	
Tetrahydrofuran	ND	2.4	25.0	ug/L	1	10/22/2021	10/22/2021 14:46	EPA 8260	
Toluene	ND	0.29	1.0	ug/L	1	10/22/2021	10/22/2021 14:46	EPA 8260	
trans-1,2-Dichloroethene	ND	0.53	1.0	ug/L	1	10/22/2021	10/22/2021 14:46	EPA 8260	
trans-1,3-Dichloropropene	ND	3.5	5.0	ug/L	1	10/22/2021	10/22/2021 14:46	EPA 8260	
Trichloroethene	ND	0.32	1.0	ug/L	1	10/22/2021	10/22/2021 14:46	EPA 8260	
Trichlorofluoromethane	ND	0.42	1.0	ug/L	1	10/22/2021	10/22/2021 14:46	EPA 8260	
Vinyl chloride	ND	0.17	1.0	ug/L	1	10/22/2021	10/22/2021 14:46	EPA 8260	
Xylene (Total)	ND	1.0	3.0	ug/L	1	10/22/2021	10/22/2021 14:46	EPA 8260	

Pace Analytical
ENVIRONMENTAL SCIENCES
MOBILE LAB SERVICES

2525 Advance Road
Madison, WI 53718
608.221.8700 Phone
608.221.4889 Fax

TRC Environmental Corporation, Inc.
708 Heartland Trail, Ste 3000
Madison WI, 53717

Project: Madison Kipp Corporation - Madison, WI
Project Number: 419610.00002.000001
Project Manager: Andrew Stehn

MW-9D2-202110

A214209-07 (Water)

Date Sampled
10/18/2021 11:14

Pace Analytical-Green Bay, WI

EPA 8260 — **Preparation Batch:MSV 59102**

Analyte	Result	Limit of Detection	Limit of Quantitation	Units	Dilution	Prepared	Analyzed	Method	Qualifiers
1,1,1,2-Tetrachloroethane	ND	0.36	1.0	ug/L	1	10/25/2021	10/25/2021 10:14	EPA 8260	
1,1,1-Trichloroethane	ND	0.30	1.0	ug/L	1	10/25/2021	10/25/2021 10:14	EPA 8260	
1,1,2,2-Tetrachloroethane	ND	0.38	1.0	ug/L	1	10/25/2021	10/25/2021 10:14	EPA 8260	
1,1,2-Trichloroethane	ND	0.34	5.0	ug/L	1	10/25/2021	10/25/2021 10:14	EPA 8260	
1,1,2-Trichlorotrifluoroethane	ND	0.38	5.0	ug/L	1	10/25/2021	10/25/2021 10:14	EPA 8260	
1,1-Dichloroethane	ND	0.30	1.0	ug/L	1	10/25/2021	10/25/2021 10:14	EPA 8260	
1,1-Dichloroethene	ND	0.58	1.0	ug/L	1	10/25/2021	10/25/2021 10:14	EPA 8260	
1,1-Dichloropropene	ND	0.41	1.0	ug/L	1	10/25/2021	10/25/2021 10:14	EPA 8260	
1,2,3-Trichlorobenzene	ND	1.0	5.0	ug/L	1	10/25/2021	10/25/2021 10:14	EPA 8260	
1,2,3-Trichloropropane	ND	0.56	5.0	ug/L	1	10/25/2021	10/25/2021 10:14	EPA 8260	
1,2,4-Trichlorobenzene	ND	0.95	5.0	ug/L	1	10/25/2021	10/25/2021 10:14	EPA 8260	
1,2,4-Trimethylbenzene	ND	0.45	1.0	ug/L	1	10/25/2021	10/25/2021 10:14	EPA 8260	
1,2-Dibromo-3-chloropropane	ND	2.4	5.0	ug/L	1	10/25/2021	10/25/2021 10:14	EPA 8260	
1,2-Dibromoethane (EDB)	ND	0.31	1.0	ug/L	1	10/25/2021	10/25/2021 10:14	EPA 8260	
1,2-Dichlorobenzene	ND	0.33	1.0	ug/L	1	10/25/2021	10/25/2021 10:14	EPA 8260	
1,2-Dichloroethane	ND	0.29	1.0	ug/L	1	10/25/2021	10/25/2021 10:14	EPA 8260	
1,2-Dichloropropane	ND	0.45	1.0	ug/L	1	10/25/2021	10/25/2021 10:14	EPA 8260	
1,3,5-Trimethylbenzene	ND	0.36	1.0	ug/L	1	10/25/2021	10/25/2021 10:14	EPA 8260	
1,3-Dichlorobenzene	ND	0.35	1.0	ug/L	1	10/25/2021	10/25/2021 10:14	EPA 8260	
1,3-Dichloropropane	ND	0.30	1.0	ug/L	1	10/25/2021	10/25/2021 10:14	EPA 8260	
1,4-Dichlorobenzene	ND	0.89	1.0	ug/L	1	10/25/2021	10/25/2021 10:14	EPA 8260	
2,2-Dichloropropane	ND	4.2	5.0	ug/L	1	10/25/2021	10/25/2021 10:14	EPA 8260	
2-Butanone (MEK)	ND	6.5	25.0	ug/L	1	10/25/2021	10/25/2021 10:14	EPA 8260	
2-Chlorotoluene	ND	0.89	5.0	ug/L	1	10/25/2021	10/25/2021 10:14	EPA 8260	
2-Hexanone	ND	6.3	25.0	ug/L	1	10/25/2021	10/25/2021 10:14	EPA 8260	
4-Chlorotoluene	ND	0.89	5.0	ug/L	1	10/25/2021	10/25/2021 10:14	EPA 8260	
4-Methyl-2-pentanone (MIBK)	ND	6.0	25.0	ug/L	1	10/25/2021	10/25/2021 10:14	EPA 8260	
Acetone	ND	8.6	25.0	ug/L	1	10/25/2021	10/25/2021 10:14	EPA 8260	
Benzene	ND	0.30	1.0	ug/L	1	10/25/2021	10/25/2021 10:14	EPA 8260	
Bromobenzene	ND	0.36	1.0	ug/L	1	10/25/2021	10/25/2021 10:14	EPA 8260	
Bromochloromethane	ND	0.36	5.0	ug/L	1	10/25/2021	10/25/2021 10:14	EPA 8260	
Bromodichloromethane	ND	0.42	1.0	ug/L	1	10/25/2021	10/25/2021 10:14	EPA 8260	
Bromoform	ND	3.8	5.0	ug/L	1	10/25/2021	10/25/2021 10:14	EPA 8260	
Bromomethane	ND	1.2	5.0	ug/L	1	10/25/2021	10/25/2021 10:14	EPA 8260	
Carbon disulfide	ND	1.1	5.0	ug/L	1	10/25/2021	10/25/2021 10:14	EPA 8260	
Carbon tetrachloride	ND	0.37	1.0	ug/L	1	10/25/2021	10/25/2021 10:14	EPA 8260	
Chlorobenzene	ND	0.86	1.0	ug/L	1	10/25/2021	10/25/2021 10:14	EPA 8260	
Chloroethane	ND	1.4	5.0	ug/L	1	10/25/2021	10/25/2021 10:14	EPA 8260	
Chloroform	ND	1.2	5.0	ug/L	1	10/25/2021	10/25/2021 10:14	EPA 8260	
Chloromethane	ND	1.6	5.0	ug/L	1	10/25/2021	10/25/2021 10:14	EPA 8260	
cis-1,2-Dichloroethene	**10.5**	0.47	1.0	ug/L	1	10/25/2021	10/25/2021 10:14	EPA 8260	
cis-1,3-Dichloropropene	ND	0.36	1.0	ug/L	1	10/25/2021	10/25/2021 10:14	EPA 8260	
Dibromochloromethane	ND	2.6	5.0	ug/L	1	10/25/2021	10/25/2021 10:14	EPA 8260	
Dibromomethane	ND	0.99	5.0	ug/L	1	10/25/2021	10/25/2021 10:14	EPA 8260	

Pace Analytical
ENVIRONMENTAL SCIENCES
MOBILE LAB SERVICES

2525 Advance Road
Madison, WI 53718
608.221.8700 Phone
608.221.4889 Fax

TRC Environmental Corporation, Inc.
708 Heartland Trail, Ste 3000
Madison WI, 53717

Project: Madison Kipp Corporation - Madison, WI
Project Number: 419610.00002.000001
Project Manager: Andrew Stehn

MW-9D2-202110

A214209-07 (Water)

Date Sampled
10/18/2021 11:14

Pace Analytical-Green Bay, WI

EPA 8260 — **Preparation Batch:MSV 59102**

Analyte	Result	Limit of Detection	Limit of Quantitation	Units	Dilution	Prepared	Analyzed	Method	Qualifiers
Dichlorodifluoromethane	ND	0.46	5.0	ug/L	1	10/25/2021	10/25/2021 10:14	EPA 8260	
Diisopropyl ether	ND	1.1	5.0	ug/L	1	10/25/2021	10/25/2021 10:14	EPA 8260	
Ethylbenzene	ND	0.33	1.0	ug/L	1	10/25/2021	10/25/2021 10:14	EPA 8260	
Hexachloro-1,3-butadiene	ND	2.7	5.0	ug/L	1	10/25/2021	10/25/2021 10:14	EPA 8260	
Isopropylbenzene (Cumene)	ND	1.0	5.0	ug/L	1	10/25/2021	10/25/2021 10:14	EPA 8260	
m&p-Xylene	ND	0.70	2.0	ug/L	1	10/25/2021	10/25/2021 10:14	EPA 8260	
Methylene Chloride	ND	0.32	5.0	ug/L	1	10/25/2021	10/25/2021 10:14	EPA 8260	
Methyl-tert-butyl ether	**13.2**	1.1	5.0	ug/L	1	10/25/2021	10/25/2021 10:14	EPA 8260	
Naphthalene	ND	1.1	5.0	ug/L	1	10/25/2021	10/25/2021 10:14	EPA 8260	
n-Butylbenzene	ND	0.86	1.0	ug/L	1	10/25/2021	10/25/2021 10:14	EPA 8260	
n-Hexane	ND	1.5	5.0	ug/L	1	10/25/2021	10/25/2021 10:14	EPA 8260	
n-Propylbenzene	ND	0.35	1.0	ug/L	1	10/25/2021	10/25/2021 10:14	EPA 8260	
o-Xylene	ND	0.35	1.0	ug/L	1	10/25/2021	10/25/2021 10:14	EPA 8260	
p-Isopropyltoluene	ND	1.0	5.0	ug/L	1	10/25/2021	10/25/2021 10:14	EPA 8260	
sec-Butylbenzene	ND	0.42	1.0	ug/L	1	10/25/2021	10/25/2021 10:14	EPA 8260	
Styrene	ND	0.36	1.0	ug/L	1	10/25/2021	10/25/2021 10:14	EPA 8260	
tert-Butylbenzene	ND	0.59	1.0	ug/L	1	10/25/2021	10/25/2021 10:14	EPA 8260	
Tetrachloroethene	**36.7**	0.41	1.0	ug/L	1	10/25/2021	10/25/2021 10:14	EPA 8260	
Tetrahydrofuran	ND	2.4	25.0	ug/L	1	10/25/2021	10/25/2021 10:14	EPA 8260	
Toluene	ND	0.29	1.0	ug/L	1	10/25/2021	10/25/2021 10:14	EPA 8260	
trans-1,2-Dichloroethene	ND	0.53	1.0	ug/L	1	10/25/2021	10/25/2021 10:14	EPA 8260	
trans-1,3-Dichloropropene	ND	3.5	5.0	ug/L	1	10/25/2021	10/25/2021 10:14	EPA 8260	
Trichloroethene	**9.3**	0.32	1.0	ug/L	1	10/25/2021	10/25/2021 10:14	EPA 8260	
Trichlorofluoromethane	ND	0.42	1.0	ug/L	1	10/25/2021	10/25/2021 10:14	EPA 8260	
Vinyl chloride	ND	0.17	1.0	ug/L	1	10/25/2021	10/25/2021 10:14	EPA 8260	
Xylene (Total)	ND	1.0	3.0	ug/L	1	10/25/2021	10/25/2021 10:14	EPA 8260	

Pace Analytical
ENVIRONMENTAL SCIENCES
MOBILE LAB SERVICES

2525 Advance Road
Madison, WI 53718
608.221.8700 Phone
608.221.4889 Fax

TRC Environmental Corporation, Inc.	Project: Madison Kipp Corporation - Madison, WI
708 Heartland Trail, Ste 3000	Project Number: 419610.00002.000001
Madison WI, 53717	Project Manager: Andrew Stehn

MW-11S-202110

A214209-08 (Water)

Date Sampled
10/18/2021 16:56

Analyte	Result	Limit of Detection	Limit of Quantitation	Units	Dilution	Prepared	Analyzed	Method	Qualifiers
Pace Analytical - Madison									
Polychlorinated Biphenyls by EPA Method 8082							**Preparation Batch:A110156**		
PCB-1016	ND	0.0072	0.13	ug/L	1	10/20/2021	10/22/2021 04:52	EPA 8082A	
PCB-1221	ND	0.026	0.25	ug/L	1	10/20/2021	10/22/2021 04:52	EPA 8082A	
PCB-1232	ND	0.0042	0.13	ug/L	1	10/20/2021	10/22/2021 04:52	EPA 8082A	
PCB-1242	ND	0.013	0.13	ug/L	1	10/20/2021	10/22/2021 04:52	EPA 8082A	
PCB-1248	ND	0.011	0.13	ug/L	1	10/20/2021	10/22/2021 04:52	EPA 8082A	
PCB-1254	ND	0.010	0.13	ug/L	1	10/20/2021	10/22/2021 04:52	EPA 8082A	
PCB-1260	ND	0.012	0.13	ug/L	1	10/20/2021	10/22/2021 04:52	EPA 8082A	
Total PCBs	ND	0.026	0.25	ug/L	1	10/20/2021	10/22/2021 04:52	EPA 8082A	
Surrogate: Tetrachloro-meta-xylene			*92.6 %*	*60.7-128*		*10/20/2021*	*10/22/2021 04:52*	*EPA 8082A*	
Surrogate: Decachlorobiphenyl			*111 %*	*57.1-151*		*10/20/2021*	*10/22/2021 04:52*	*EPA 8082A*	
Pace Analytical-Green Bay, WI									
SM 2540C							**Preparation Batch:WET 44185**		
Total Dissolved Solids	**954**	8.7	20.0	mg/L	1	10/21/2021	10/21/2021 14:50	SM 2540C	
SM 2540D							**Preparation Batch:WET 44194**		
Total Suspended Solids	ND	0.95	2.0	mg/L	1	10/22/2021	10/22/2021 09:26	SM 2540D	

Pace Analytical
ENVIRONMENTAL SCIENCES
MOBILE LAB SERVICES

2525 Advance Road
Madison, WI 53718
608.221.8700 Phone
608.221.4889 Fax

TRC Environmental Corporation, Inc.
708 Heartland Trail, Ste 3000
Madison WI, 53717

Project: Madison Kipp Corporation - Madison, WI
Project Number: 419610.00002.000001
Project Manager: Andrew Stehn

FB-01-202110

A214209-09 (Water)

Date Sampled
10/19/2021 15:00

Pace Analytical - Madison

Analyte	Result	Limit of Detection	Limit of Quantitation	Units	Dilution	Prepared	Analyzed	Method	Qualifiers
Polychlorinated Biphenyls by EPA Method 8082						**Preparation Batch:A110156**			
PCB-1016	ND	0.0072	0.12	ug/L	1	10/20/2021	10/22/2021 05:18	EPA 8082A	
PCB-1221	ND	0.026	0.25	ug/L	1	10/20/2021	10/22/2021 05:18	EPA 8082A	
PCB-1232	ND	0.0042	0.12	ug/L	1	10/20/2021	10/22/2021 05:18	EPA 8082A	
PCB-1242	ND	0.013	0.12	ug/L	1	10/20/2021	10/22/2021 05:18	EPA 8082A	
PCB-1248	ND	0.011	0.12	ug/L	1	10/20/2021	10/22/2021 05:18	EPA 8082A	
PCB-1254	ND	0.010	0.12	ug/L	1	10/20/2021	10/22/2021 05:18	EPA 8082A	
PCB-1260	ND	0.012	0.12	ug/L	1	10/20/2021	10/22/2021 05:18	EPA 8082A	
Total PCBs	ND	0.026	0.25	ug/L	1	10/20/2021	10/22/2021 05:18	EPA 8082A	
Surrogate: Tetrachloro-meta-xylene			*93.1 %*	*60.7-128*		*10/20/2021*	*10/22/2021 05:18*	*EPA 8082A*	
Surrogate: Decachlorobiphenyl			*108 %*	*57.1-151*		*10/20/2021*	*10/22/2021 05:18*	*EPA 8082A*	

Pace Analytical-Green Bay, WI

Analyte	Result	Limit of Detection	Limit of Quantitation	Units	Dilution	Prepared	Analyzed	Method	Qualifiers
EPA 8260						**Preparation Batch:MSV 59102**			
1,1,1,2-Tetrachloroethane	ND	0.36	1.0	ug/L	1	10/22/2021	10/22/2021 12:50	EPA 8260	
1,1,1-Trichloroethane	ND	0.30	1.0	ug/L	1	10/22/2021	10/22/2021 12:50	EPA 8260	
1,1,2,2-Tetrachloroethane	ND	0.38	1.0	ug/L	1	10/22/2021	10/22/2021 12:50	EPA 8260	
1,1,2-Trichloroethane	ND	0.34	5.0	ug/L	1	10/22/2021	10/22/2021 12:50	EPA 8260	
1,1,2-Trichlorotrifluoroethane	ND	0.38	5.0	ug/L	1	10/22/2021	10/22/2021 12:50	EPA 8260	
1,1-Dichloroethane	ND	0.30	1.0	ug/L	1	10/22/2021	10/22/2021 12:50	EPA 8260	
1,1-Dichloroethene	ND	0.58	1.0	ug/L	1	10/22/2021	10/22/2021 12:50	EPA 8260	
1,1-Dichloropropene	ND	0.41	1.0	ug/L	1	10/22/2021	10/22/2021 12:50	EPA 8260	
1,2,3-Trichlorobenzene	ND	1.0	5.0	ug/L	1	10/22/2021	10/22/2021 12:50	EPA 8260	
1,2,3-Trichloropropane	ND	0.56	5.0	ug/L	1	10/22/2021	10/22/2021 12:50	EPA 8260	
1,2,4-Trichlorobenzene	ND	0.95	5.0	ug/L	1	10/22/2021	10/22/2021 12:50	EPA 8260	
1,2,4-Trimethylbenzene	ND	0.45	1.0	ug/L	1	10/22/2021	10/22/2021 12:50	EPA 8260	
1,2-Dibromo-3-chloropropane	ND	2.4	5.0	ug/L	1	10/22/2021	10/22/2021 12:50	EPA 8260	
1,2-Dibromoethane (EDB)	ND	0.31	1.0	ug/L	1	10/22/2021	10/22/2021 12:50	EPA 8260	
1,2-Dichlorobenzene	ND	0.33	1.0	ug/L	1	10/22/2021	10/22/2021 12:50	EPA 8260	
1,2-Dichloroethane	ND	0.29	1.0	ug/L	1	10/22/2021	10/22/2021 12:50	EPA 8260	
1,2-Dichloropropane	ND	0.45	1.0	ug/L	1	10/22/2021	10/22/2021 12:50	EPA 8260	
1,3,5-Trimethylbenzene	ND	0.36	1.0	ug/L	1	10/22/2021	10/22/2021 12:50	EPA 8260	
1,3-Dichlorobenzene	ND	0.35	1.0	ug/L	1	10/22/2021	10/22/2021 12:50	EPA 8260	
1,3-Dichloropropane	ND	0.30	1.0	ug/L	1	10/22/2021	10/22/2021 12:50	EPA 8260	
1,4-Dichlorobenzene	ND	0.89	1.0	ug/L	1	10/22/2021	10/22/2021 12:50	EPA 8260	
2,2-Dichloropropane	ND	4.2	5.0	ug/L	1	10/22/2021	10/22/2021 12:50	EPA 8260	
2-Butanone (MEK)	ND	6.5	25.0	ug/L	1	10/22/2021	10/22/2021 12:50	EPA 8260	
2-Chlorotoluene	ND	0.89	5.0	ug/L	1	10/22/2021	10/22/2021 12:50	EPA 8260	
2-Hexanone	ND	6.3	25.0	ug/L	1	10/22/2021	10/22/2021 12:50	EPA 8260	
4-Chlorotoluene	ND	0.89	5.0	ug/L	1	10/22/2021	10/22/2021 12:50	EPA 8260	
4-Methyl-2-pentanone (MIBK)	ND	6.0	25.0	ug/L	1	10/22/2021	10/22/2021 12:50	EPA 8260	
Acetone	ND	8.6	25.0	ug/L	1	10/22/2021	10/22/2021 12:50	EPA 8260	
Benzene	ND	0.30	1.0	ug/L	1	10/22/2021	10/22/2021 12:50	EPA 8260	

Pace Analytical
ENVIRONMENTAL SCIENCES
MOBILE LAB SERVICES

2525 Advance Road
Madison, WI 53718
608.221.8700 Phone
608.221.4889 Fax

TRC Environmental Corporation, Inc.
708 Heartland Trail, Ste 3000
Madison WI, 53717

Project: Madison Kipp Corporation - Madison, WI
Project Number: 419610.00002.000001
Project Manager: Andrew Stehn

FB-01-202110

A214209-09 (Water)

Date Sampled
10/19/2021 15:00

Pace Analytical-Green Bay, WI

EPA 8260 — **Preparation Batch:MSV 59102**

Analyte	Result	Limit of Detection	Limit of Quantitation	Units	Dilution	Prepared	Analyzed	Method	Qualifiers
Bromobenzene	ND	0.36	1.0	ug/L	1	10/22/2021	10/22/2021 12:50	EPA 8260	
Bromochloromethane	ND	0.36	5.0	ug/L	1	10/22/2021	10/22/2021 12:50	EPA 8260	
Bromodichloromethane	ND	0.42	1.0	ug/L	1	10/22/2021	10/22/2021 12:50	EPA 8260	
Bromoform	ND	3.8	5.0	ug/L	1	10/22/2021	10/22/2021 12:50	EPA 8260	
Bromomethane	ND	1.2	5.0	ug/L	1	10/22/2021	10/22/2021 12:50	EPA 8260	
Carbon disulfide	ND	1.1	5.0	ug/L	1	10/22/2021	10/22/2021 12:50	EPA 8260	
Carbon tetrachloride	ND	0.37	1.0	ug/L	1	10/22/2021	10/22/2021 12:50	EPA 8260	
Chlorobenzene	ND	0.86	1.0	ug/L	1	10/22/2021	10/22/2021 12:50	EPA 8260	
Chloroethane	ND	1.4	5.0	ug/L	1	10/22/2021	10/22/2021 12:50	EPA 8260	
Chloroform	ND	1.2	5.0	ug/L	1	10/22/2021	10/22/2021 12:50	EPA 8260	
Chloromethane	ND	1.6	5.0	ug/L	1	10/22/2021	10/22/2021 12:50	EPA 8260	
cis-1,2-Dichloroethene	ND	0.47	1.0	ug/L	1	10/22/2021	10/22/2021 12:50	EPA 8260	
cis-1,3-Dichloropropene	ND	0.36	1.0	ug/L	1	10/22/2021	10/22/2021 12:50	EPA 8260	
Dibromochloromethane	ND	2.6	5.0	ug/L	1	10/22/2021	10/22/2021 12:50	EPA 8260	
Dibromomethane	ND	0.99	5.0	ug/L	1	10/22/2021	10/22/2021 12:50	EPA 8260	
Dichlorodifluoromethane	ND	0.46	5.0	ug/L	1	10/22/2021	10/22/2021 12:50	EPA 8260	
Diisopropyl ether	ND	1.1	5.0	ug/L	1	10/22/2021	10/22/2021 12:50	EPA 8260	
Ethylbenzene	ND	0.33	1.0	ug/L	1	10/22/2021	10/22/2021 12:50	EPA 8260	
Hexachloro-1,3-butadiene	ND	2.7	5.0	ug/L	1	10/22/2021	10/22/2021 12:50	EPA 8260	
Isopropylbenzene (Cumene)	ND	1.0	5.0	ug/L	1	10/22/2021	10/22/2021 12:50	EPA 8260	
m&p-Xylene	ND	0.70	2.0	ug/L	1	10/22/2021	10/22/2021 12:50	EPA 8260	
Methylene Chloride	ND	0.32	5.0	ug/L	1	10/22/2021	10/22/2021 12:50	EPA 8260	
Methyl-tert-butyl ether	ND	1.1	5.0	ug/L	1	10/22/2021	10/22/2021 12:50	EPA 8260	
Naphthalene	ND	1.1	5.0	ug/L	1	10/22/2021	10/22/2021 12:50	EPA 8260	
n-Butylbenzene	ND	0.86	1.0	ug/L	1	10/22/2021	10/22/2021 12:50	EPA 8260	
n-Hexane	ND	1.5	5.0	ug/L	1	10/22/2021	10/22/2021 12:50	EPA 8260	
n-Propylbenzene	ND	0.35	1.0	ug/L	1	10/22/2021	10/22/2021 12:50	EPA 8260	
o-Xylene	ND	0.35	1.0	ug/L	1	10/22/2021	10/22/2021 12:50	EPA 8260	
p-Isopropyltoluene	ND	1.0	5.0	ug/L	1	10/22/2021	10/22/2021 12:50	EPA 8260	
sec-Butylbenzene	ND	0.42	1.0	ug/L	1	10/22/2021	10/22/2021 12:50	EPA 8260	
Styrene	ND	0.36	1.0	ug/L	1	10/22/2021	10/22/2021 12:50	EPA 8260	
tert-Butylbenzene	ND	0.59	1.0	ug/L	1	10/22/2021	10/22/2021 12:50	EPA 8260	
Tetrachloroethene	ND	0.41	1.0	ug/L	1	10/22/2021	10/22/2021 12:50	EPA 8260	
Tetrahydrofuran	ND	2.4	25.0	ug/L	1	10/22/2021	10/22/2021 12:50	EPA 8260	
Toluene	ND	0.29	1.0	ug/L	1	10/22/2021	10/22/2021 12:50	EPA 8260	
trans-1,2-Dichloroethene	ND	0.53	1.0	ug/L	1	10/22/2021	10/22/2021 12:50	EPA 8260	
trans-1,3-Dichloropropene	ND	3.5	5.0	ug/L	1	10/22/2021	10/22/2021 12:50	EPA 8260	
Trichloroethene	ND	0.32	1.0	ug/L	1	10/22/2021	10/22/2021 12:50	EPA 8260	
Trichlorofluoromethane	ND	0.42	1.0	ug/L	1	10/22/2021	10/22/2021 12:50	EPA 8260	
Vinyl chloride	ND	0.17	1.0	ug/L	1	10/22/2021	10/22/2021 12:50	EPA 8260	
Xylene (Total)	ND	1.0	3.0	ug/L	1	10/22/2021	10/22/2021 12:50	EPA 8260	

Pace Analytical
ENVIRONMENTAL SCIENCES
MOBILE LAB SERVICES

2525 Advance Road
Madison, WI 53718
608.221.8700 Phone
608.221.4889 Fax

TRC Environmental Corporation, Inc.	Project: Madison Kipp Corporation - Madison, WI
708 Heartland Trail, Ste 3000	Project Number: 419610.00002.000001
Madison WI, 53717	Project Manager: Andrew Stehn

FB-01-202110

A214209-09 (Water)

Date Sampled
10/19/2021 15:00

Pace Analytical-Green Bay, WI

Analyte	Result	Limit of Detection	Limit of Quantitation	Units	Dilution	Prepared	Analyzed	Method	Qualifiers
SM 2540C						**Preparation Batch:WET 44185**			
Total Dissolved Solids	**16.0**	8.7	20.0	mg/L	1	10/21/2021	10/21/2021 14:50	SM 2540C	J
SM 2540D						**Preparation Batch:WET 44194**			
Total Suspended Solids	ND	0.95	2.0	mg/L	1	10/22/2021	10/22/2021 09:27	SM 2540D	

Pace Analytical
ENVIRONMENTAL SCIENCES
MOBILE LAB SERVICES

2525 Advance Road
Madison, WI 53718
608.221.8700 Phone
608.221.4889 Fax

TRC Environmental Corporation, Inc.
708 Heartland Trail, Ste 3000
Madison WI, 53717

Project: Madison Kipp Corporation - Madison, WI
Project Number: 419610.00002.000001
Project Manager: Andrew Stehn

MW-28-202110

A214209-10 (Water)

Date Sampled
10/19/2021 14:08

Pace Analytical - Madison

Polychlorinated Biphenyls by EPA Method 8082 — **Preparation Batch:A110156**

Analyte	Result	Limit of Detection	Limit of Quantitation	Units	Dilution	Prepared	Analyzed	Method	Qualifiers
PCB-1016	ND	0.0072	0.13	ug/L	1	10/20/2021	10/22/2021 05:45	EPA 8082A	
PCB-1221	ND	0.026	0.25	ug/L	1	10/20/2021	10/22/2021 05:45	EPA 8082A	
PCB-1232	ND	0.0042	0.13	ug/L	1	10/20/2021	10/22/2021 05:45	EPA 8082A	
PCB-1242	ND	0.013	0.13	ug/L	1	10/20/2021	10/22/2021 05:45	EPA 8082A	
PCB-1248	ND	0.011	0.13	ug/L	1	10/20/2021	10/22/2021 05:45	EPA 8082A	
PCB-1254	ND	0.010	0.13	ug/L	1	10/20/2021	10/22/2021 05:45	EPA 8082A	
PCB-1260	ND	0.012	0.13	ug/L	1	10/20/2021	10/22/2021 05:45	EPA 8082A	
Total PCBs	ND	0.026	0.25	ug/L	1	10/20/2021	10/22/2021 05:45	EPA 8082A	
Surrogate: Tetrachloro-meta-xylene			*67.0 %*	*60.7-128*		*10/20/2021*	*10/22/2021 05:45*	*EPA 8082A*	
Surrogate: Decachlorobiphenyl			*77.3 %*	*57.1-151*		*10/20/2021*	*10/22/2021 05:45*	*EPA 8082A*	

Pace Analytical-Green Bay, WI

EPA 8260 — **Preparation Batch:MSV 59102**

1,1,1,2-Tetrachloroethane	ND	3.6	10.0	ug/L	10	10/22/2021	10/22/2021 17:14	EPA 8260	
1,1,1-Trichloroethane	ND	3.0	10.0	ug/L	10	10/22/2021	10/22/2021 17:14	EPA 8260	
1,1,2,2-Tetrachloroethane	ND	3.8	10.0	ug/L	10	10/22/2021	10/22/2021 17:14	EPA 8260	
1,1,2-Trichloroethane	ND	3.4	50.0	ug/L	10	10/22/2021	10/22/2021 17:14	EPA 8260	
1,1,2-Trichlorotrifluoroethane	ND	3.8	50.0	ug/L	10	10/22/2021	10/22/2021 17:14	EPA 8260	
1,1-Dichloroethane	ND	3.0	10.0	ug/L	10	10/22/2021	10/22/2021 17:14	EPA 8260	
1,1-Dichloroethene	ND	5.8	10.0	ug/L	10	10/22/2021	10/22/2021 17:14	EPA 8260	
1,1-Dichloropropene	ND	4.1	10.0	ug/L	10	10/22/2021	10/22/2021 17:14	EPA 8260	
1,2,3-Trichlorobenzene	ND	10.2	50.0	ug/L	10	10/22/2021	10/22/2021 17:14	EPA 8260	
1,2,3-Trichloropropane	ND	5.6	50.0	ug/L	10	10/22/2021	10/22/2021 17:14	EPA 8260	
1,2,4-Trichlorobenzene	ND	9.5	50.0	ug/L	10	10/22/2021	10/22/2021 17:14	EPA 8260	
1,2,4-Trimethylbenzene	ND	4.5	10.0	ug/L	10	10/22/2021	10/22/2021 17:14	EPA 8260	
1,2-Dibromo-3-chloropropane	ND	23.7	50.0	ug/L	10	10/22/2021	10/22/2021 17:14	EPA 8260	
1,2-Dibromoethane (EDB)	ND	3.1	10.0	ug/L	10	10/22/2021	10/22/2021 17:14	EPA 8260	
1,2-Dichlorobenzene	ND	3.3	10.0	ug/L	10	10/22/2021	10/22/2021 17:14	EPA 8260	
1,2-Dichloroethane	ND	2.9	10.0	ug/L	10	10/22/2021	10/22/2021 17:14	EPA 8260	
1,2-Dichloropropane	ND	4.5	10.0	ug/L	10	10/22/2021	10/22/2021 17:14	EPA 8260	
1,3,5-Trimethylbenzene	ND	3.6	10.0	ug/L	10	10/22/2021	10/22/2021 17:14	EPA 8260	
1,3-Dichlorobenzene	ND	3.5	10.0	ug/L	10	10/22/2021	10/22/2021 17:14	EPA 8260	
1,3-Dichloropropane	ND	3.0	10.0	ug/L	10	10/22/2021	10/22/2021 17:14	EPA 8260	
1,4-Dichlorobenzene	ND	8.9	10.0	ug/L	10	10/22/2021	10/22/2021 17:14	EPA 8260	
2,2-Dichloropropane	ND	41.8	50.0	ug/L	10	10/22/2021	10/22/2021 17:14	EPA 8260	
2-Butanone (MEK)	ND	65.2	250	ug/L	10	10/22/2021	10/22/2021 17:14	EPA 8260	
2-Chlorotoluene	ND	8.9	50.0	ug/L	10	10/22/2021	10/22/2021 17:14	EPA 8260	
2-Hexanone	ND	62.8	250	ug/L	10	10/22/2021	10/22/2021 17:14	EPA 8260	
4-Chlorotoluene	ND	8.9	50.0	ug/L	10	10/22/2021	10/22/2021 17:14	EPA 8260	
4-Methyl-2-pentanone (MIBK)	ND	59.5	250	ug/L	10	10/22/2021	10/22/2021 17:14	EPA 8260	
Acetone	ND	86.4	250	ug/L	10	10/22/2021	10/22/2021 17:14	EPA 8260	
Benzene	ND	3.0	10.0	ug/L	10	10/22/2021	10/22/2021 17:14	EPA 8260	

Pace Analytical
ENVIRONMENTAL SCIENCES
MOBILE LAB SERVICES

2525 Advance Road
Madison, WI 53718
608.221.8700 Phone
608.221.4889 Fax

TRC Environmental Corporation, Inc.
708 Heartland Trail, Ste 3000
Madison WI, 53717

Project: Madison Kipp Corporation - Madison, WI
Project Number: 419610.00002.000001
Project Manager: Andrew Stehn

MW-28-202110

A214209-10 (Water)

Date Sampled
10/19/2021 14:08

Pace Analytical-Green Bay, WI

EPA 8260 — **Preparation Batch:MSV 59102**

Analyte	Result	Limit of Detection	Limit of Quantitation	Units	Dilution	Prepared	Analyzed	Method	Qualifiers
Bromobenzene	ND	3.6	10.0	ug/L	10	10/22/2021	10/22/2021 17:14	EPA 8260	
Bromochloromethane	ND	3.6	50.0	ug/L	10	10/22/2021	10/22/2021 17:14	EPA 8260	
Bromodichloromethane	ND	4.2	10.0	ug/L	10	10/22/2021	10/22/2021 17:14	EPA 8260	
Bromoform	ND	38.0	50.0	ug/L	10	10/22/2021	10/22/2021 17:14	EPA 8260	
Bromomethane	ND	11.9	50.0	ug/L	10	10/22/2021	10/22/2021 17:14	EPA 8260	
Carbon disulfide	ND	11.0	50.0	ug/L	10	10/22/2021	10/22/2021 17:14	EPA 8260	
Carbon tetrachloride	ND	3.7	10.0	ug/L	10	10/22/2021	10/22/2021 17:14	EPA 8260	
Chlorobenzene	ND	8.6	10.0	ug/L	10	10/22/2021	10/22/2021 17:14	EPA 8260	
Chloroethane	ND	13.8	50.0	ug/L	10	10/22/2021	10/22/2021 17:14	EPA 8260	
Chloroform	ND	11.8	50.0	ug/L	10	10/22/2021	10/22/2021 17:14	EPA 8260	
Chloromethane	ND	16.4	50.0	ug/L	10	10/22/2021	10/22/2021 17:14	EPA 8260	
cis-1,2-Dichloroethene	ND	4.7	10.0	ug/L	10	10/22/2021	10/22/2021 17:14	EPA 8260	
cis-1,3-Dichloropropene	ND	3.6	10.0	ug/L	10	10/22/2021	10/22/2021 17:14	EPA 8260	
Dibromochloromethane	ND	26.4	50.0	ug/L	10	10/22/2021	10/22/2021 17:14	EPA 8260	
Dibromomethane	ND	9.9	50.0	ug/L	10	10/22/2021	10/22/2021 17:14	EPA 8260	
Dichlorodifluoromethane	ND	4.6	50.0	ug/L	10	10/22/2021	10/22/2021 17:14	EPA 8260	
Diisopropyl ether	ND	11.0	50.0	ug/L	10	10/22/2021	10/22/2021 17:14	EPA 8260	
Ethylbenzene	ND	3.3	10.0	ug/L	10	10/22/2021	10/22/2021 17:14	EPA 8260	
Hexachloro-1,3-butadiene	ND	27.4	50.0	ug/L	10	10/22/2021	10/22/2021 17:14	EPA 8260	
Isopropylbenzene (Cumene)	ND	10.0	50.0	ug/L	10	10/22/2021	10/22/2021 17:14	EPA 8260	
m&p-Xylene	ND	7.0	20.0	ug/L	10	10/22/2021	10/22/2021 17:14	EPA 8260	
Methylene Chloride	ND	3.2	50.0	ug/L	10	10/22/2021	10/22/2021 17:14	EPA 8260	
Methyl-tert-butyl ether	ND	11.3	50.0	ug/L	10	10/22/2021	10/22/2021 17:14	EPA 8260	
Naphthalene	ND	11.3	50.0	ug/L	10	10/22/2021	10/22/2021 17:14	EPA 8260	
n-Butylbenzene	ND	8.6	10.0	ug/L	10	10/22/2021	10/22/2021 17:14	EPA 8260	
n-Hexane	ND	14.6	50.0	ug/L	10	10/22/2021	10/22/2021 17:14	EPA 8260	
n-Propylbenzene	ND	3.5	10.0	ug/L	10	10/22/2021	10/22/2021 17:14	EPA 8260	
o-Xylene	ND	3.5	10.0	ug/L	10	10/22/2021	10/22/2021 17:14	EPA 8260	
p-Isopropyltoluene	ND	10.4	50.0	ug/L	10	10/22/2021	10/22/2021 17:14	EPA 8260	
sec-Butylbenzene	ND	4.2	10.0	ug/L	10	10/22/2021	10/22/2021 17:14	EPA 8260	
Styrene	ND	3.6	10.0	ug/L	10	10/22/2021	10/22/2021 17:14	EPA 8260	
tert-Butylbenzene	ND	5.9	10.0	ug/L	10	10/22/2021	10/22/2021 17:14	EPA 8260	
Tetrachloroethene	**1080**	4.1	10.0	ug/L	10	10/22/2021	10/22/2021 17:14	EPA 8260	
Tetrahydrofuran	ND	24.2	250	ug/L	10	10/22/2021	10/22/2021 17:14	EPA 8260	
Toluene	ND	2.9	10.0	ug/L	10	10/22/2021	10/22/2021 17:14	EPA 8260	
trans-1,2-Dichloroethene	ND	5.3	10.0	ug/L	10	10/22/2021	10/22/2021 17:14	EPA 8260	
trans-1,3-Dichloropropene	ND	34.6	50.0	ug/L	10	10/22/2021	10/22/2021 17:14	EPA 8260	
Trichloroethene	ND	3.2	10.0	ug/L	10	10/22/2021	10/22/2021 17:14	EPA 8260	
Trichlorofluoromethane	ND	4.2	10.0	ug/L	10	10/22/2021	10/22/2021 17:14	EPA 8260	
Vinyl chloride	ND	1.7	10.0	ug/L	10	10/22/2021	10/22/2021 17:14	EPA 8260	
Xylene (Total)	ND	10.5	30.0	ug/L	10	10/22/2021	10/22/2021 17:14	EPA 8260	

Pace Analytical
ENVIRONMENTAL SCIENCES
MOBILE LAB SERVICES

2525 Advance Road
Madison, WI 53718
608.221.8700 Phone
608.221.4889 Fax

TRC Environmental Corporation, Inc.	Project: Madison Kipp Corporation - Madison, WI
708 Heartland Trail, Ste 3000	Project Number: 419610.00002.000001
Madison WI, 53717	Project Manager: Andrew Stehn

MW-28-202110

A214209-10 (Water)

Date Sampled
10/19/2021 14:08

Pace Analytical-Green Bay, WI

Analyte	Result	Limit of Detection	Limit of Quantitation	Units	Dilution	Prepared	Analyzed	Method	Qualifiers
SM 2540C						**Preparation Batch:WET 44185**			
Total Dissolved Solids	**1390**	8.7	20.0	mg/L	1	10/21/2021	10/21/2021 14:50	SM 2540C	
SM 2540D						**Preparation Batch:WET 44194**			
Total Suspended Solids	ND	0.95	2.0	mg/L	1	10/22/2021	10/22/2021 09:27	SM 2540D	

Pace Analytical
ENVIRONMENTAL SCIENCES
MOBILE LAB SERVICES

2525 Advance Road
Madison, WI 53718
608.221.8700 Phone
608.221.4889 Fax

TRC Environmental Corporation, Inc.	Project: Madison Kipp Corporation - Madison, WI
708 Heartland Trail, Ste 3000	Project Number: 419610.00002.000001
Madison WI, 53717	Project Manager: Andrew Stehn

MW-29S-202110

A214209-11 (Water)

Date Sampled
10/18/2021 12:20

Analyte	Result	Limit of Detection	Limit of Quantitation	Units	Dilution	Prepared	Analyzed	Method	Qualifiers
Pace Analytical - Madison									
Polychlorinated Biphenyls by EPA Method 8082						**Preparation Batch:A110156**			
PCB-1016	ND	0.0072	0.12	ug/L	1	10/20/2021	10/22/2021 06:11	EPA 8082A	
PCB-1221	ND	0.026	0.25	ug/L	1	10/20/2021	10/22/2021 06:11	EPA 8082A	
PCB-1232	ND	0.0042	0.12	ug/L	1	10/20/2021	10/22/2021 06:11	EPA 8082A	
PCB-1242	ND	0.013	0.12	ug/L	1	10/20/2021	10/22/2021 06:11	EPA 8082A	
PCB-1248	ND	0.011	0.12	ug/L	1	10/20/2021	10/22/2021 06:11	EPA 8082A	
PCB-1254	ND	0.010	0.12	ug/L	1	10/20/2021	10/22/2021 06:11	EPA 8082A	
PCB-1260	ND	0.012	0.12	ug/L	1	10/20/2021	10/22/2021 06:11	EPA 8082A	
Total PCBs	ND	0.026	0.25	ug/L	1	10/20/2021	10/22/2021 06:11	EPA 8082A	
Surrogate: Tetrachloro-meta-xylene			*82.8 %*	*60.7-128*		*10/20/2021*	*10/22/2021 06:11*	*EPA 8082A*	
Surrogate: Decachlorobiphenyl			*99.3 %*	*57.1-151*		*10/20/2021*	*10/22/2021 06:11*	*EPA 8082A*	
Pace Analytical-Green Bay, WI									
SM 2540C						**Preparation Batch:WET 44185**			
Total Dissolved Solids	**600**	8.7	20.0	mg/L	1	10/21/2021	10/21/2021 14:51	SM 2540C	
SM 2540D						**Preparation Batch:WET 44194**			
Total Suspended Solids	ND	0.95	2.0	mg/L	1	10/22/2021	10/22/2021 09:27	SM 2540D	

Pace Analytical
ENVIRONMENTAL SCIENCES
MOBILE LAB SERVICES

2525 Advance Road
Madison, WI 53718
608.221.8700 Phone
608.221.4889 Fax

TRC Environmental Corporation, Inc.	Project: Madison Kipp Corporation - Madison, WI
708 Heartland Trail, Ste 3000	Project Number: 419610.00002.000001
Madison WI, 53717	Project Manager: Andrew Stehn

MW-29D-202110

A214209-12 (Water)

Date Sampled
10/18/2021 15:04

Analyte	Result	Limit of Detection	Limit of Quantitation	Units	Dilution	Prepared	Analyzed	Method	Qualifiers
Pace Analytical - Madison									
Polychlorinated Biphenyls by EPA Method 8082						**Preparation Batch:A110156**			
PCB-1016	ND	0.0072	0.12	ug/L	1	10/20/2021	10/22/2021 06:37	EPA 8082A	
PCB-1221	ND	0.026	0.25	ug/L	1	10/20/2021	10/22/2021 06:37	EPA 8082A	
PCB-1232	ND	0.0042	0.12	ug/L	1	10/20/2021	10/22/2021 06:37	EPA 8082A	
PCB-1242	ND	0.013	0.12	ug/L	1	10/20/2021	10/22/2021 06:37	EPA 8082A	
PCB-1248	ND	0.011	0.12	ug/L	1	10/20/2021	10/22/2021 06:37	EPA 8082A	
PCB-1254	ND	0.010	0.12	ug/L	1	10/20/2021	10/22/2021 06:37	EPA 8082A	
PCB-1260	ND	0.012	0.12	ug/L	1	10/20/2021	10/22/2021 06:37	EPA 8082A	
Total PCBs	ND	0.026	0.25	ug/L	1	10/20/2021	10/22/2021 06:37	EPA 8082A	
Surrogate: Tetrachloro-meta-xylene			*91.8 %*	*60.7-128*		*10/20/2021*	*10/22/2021 06:37*	*EPA 8082A*	
Surrogate: Decachlorobiphenyl			*109 %*	*57.1-151*		*10/20/2021*	*10/22/2021 06:37*	*EPA 8082A*	
Pace Analytical-Green Bay, WI									
SM 2540C						**Preparation Batch:WET 44185**			
Total Dissolved Solids	**2730**	8.7	20.0	mg/L	1	10/21/2021	10/21/2021 14:51	SM 2540C	
SM 2540D						**Preparation Batch:WET 44194**			
Total Suspended Solids	**1.4**	0.95	2.0	mg/L	1	10/22/2021	10/22/2021 09:27	SM 2540D	J

Pace Analytical
ENVIRONMENTAL SCIENCES
MOBILE LAB SERVICES

2525 Advance Road
Madison, WI 53718
608.221.8700 Phone
608.221.4889 Fax

TRC Environmental Corporation, Inc.
708 Heartland Trail, Ste 3000
Madison WI, 53717

Project: Madison Kipp Corporation - Madison, WI
Project Number: 419610.00002.000001
Project Manager: Andrew Stehn

DUP-03-202110

A214209-13 (Water)

Date Sampled
10/19/2021 00:00

Pace Analytical-Green Bay, WI

EPA 8260 — **Preparation Batch:MSV 59102**

Analyte	Result	Limit of Detection	Limit of Quantitation	Units	Dilution	Prepared	Analyzed	Method	Qualifiers
1,1,1,2-Tetrachloroethane	ND	1.8	5.0	ug/L	5	10/25/2021	10/25/2021 10:34	EPA 8260	
1,1,1-Trichloroethane	ND	1.5	5.0	ug/L	5	10/25/2021	10/25/2021 10:34	EPA 8260	
1,1,2,2-Tetrachloroethane	ND	1.9	5.0	ug/L	5	10/25/2021	10/25/2021 10:34	EPA 8260	
1,1,2-Trichloroethane	ND	1.7	25.0	ug/L	5	10/25/2021	10/25/2021 10:34	EPA 8260	
1,1,2-Trichlorotrifluoroethane	ND	1.9	25.0	ug/L	5	10/25/2021	10/25/2021 10:34	EPA 8260	
1,1-Dichloroethane	ND	1.5	5.0	ug/L	5	10/25/2021	10/25/2021 10:34	EPA 8260	
1,1-Dichloroethene	ND	2.9	5.0	ug/L	5	10/25/2021	10/25/2021 10:34	EPA 8260	
1,1-Dichloropropene	ND	2.1	5.0	ug/L	5	10/25/2021	10/25/2021 10:34	EPA 8260	
1,2,3-Trichlorobenzene	ND	5.1	25.0	ug/L	5	10/25/2021	10/25/2021 10:34	EPA 8260	
1,2,3-Trichloropropane	ND	2.8	25.0	ug/L	5	10/25/2021	10/25/2021 10:34	EPA 8260	
1,2,4-Trichlorobenzene	ND	4.8	25.0	ug/L	5	10/25/2021	10/25/2021 10:34	EPA 8260	
1,2,4-Trimethylbenzene	ND	2.2	5.0	ug/L	5	10/25/2021	10/25/2021 10:34	EPA 8260	
1,2-Dibromo-3-chloropropane	ND	11.8	25.0	ug/L	5	10/25/2021	10/25/2021 10:34	EPA 8260	
1,2-Dibromoethane (EDB)	ND	1.5	5.0	ug/L	5	10/25/2021	10/25/2021 10:34	EPA 8260	
1,2-Dichlorobenzene	ND	1.6	5.0	ug/L	5	10/25/2021	10/25/2021 10:34	EPA 8260	
1,2-Dichloroethane	ND	1.5	5.0	ug/L	5	10/25/2021	10/25/2021 10:34	EPA 8260	
1,2-Dichloropropane	ND	2.2	5.0	ug/L	5	10/25/2021	10/25/2021 10:34	EPA 8260	
1,3,5-Trimethylbenzene	ND	1.8	5.0	ug/L	5	10/25/2021	10/25/2021 10:34	EPA 8260	
1,3-Dichlorobenzene	ND	1.8	5.0	ug/L	5	10/25/2021	10/25/2021 10:34	EPA 8260	
1,3-Dichloropropane	ND	1.5	5.0	ug/L	5	10/25/2021	10/25/2021 10:34	EPA 8260	
1,4-Dichlorobenzene	ND	4.5	5.0	ug/L	5	10/25/2021	10/25/2021 10:34	EPA 8260	
2,2-Dichloropropane	ND	20.9	25.0	ug/L	5	10/25/2021	10/25/2021 10:34	EPA 8260	
2-Butanone (MEK)	ND	32.6	125	ug/L	5	10/25/2021	10/25/2021 10:34	EPA 8260	
2-Chlorotoluene	ND	4.4	25.0	ug/L	5	10/25/2021	10/25/2021 10:34	EPA 8260	
2-Hexanone	ND	31.4	125	ug/L	5	10/25/2021	10/25/2021 10:34	EPA 8260	
4-Chlorotoluene	ND	4.5	25.0	ug/L	5	10/25/2021	10/25/2021 10:34	EPA 8260	
4-Methyl-2-pentanone (MIBK)	ND	29.8	125	ug/L	5	10/25/2021	10/25/2021 10:34	EPA 8260	
Acetone	ND	43.2	125	ug/L	5	10/25/2021	10/25/2021 10:34	EPA 8260	
Benzene	ND	1.5	5.0	ug/L	5	10/25/2021	10/25/2021 10:34	EPA 8260	
Bromobenzene	ND	1.8	5.0	ug/L	5	10/25/2021	10/25/2021 10:34	EPA 8260	
Bromochloromethane	ND	1.8	25.0	ug/L	5	10/25/2021	10/25/2021 10:34	EPA 8260	
Bromodichloromethane	ND	2.1	5.0	ug/L	5	10/25/2021	10/25/2021 10:34	EPA 8260	
Bromoform	ND	19.0	25.0	ug/L	5	10/25/2021	10/25/2021 10:34	EPA 8260	
Bromomethane	ND	6.0	25.0	ug/L	5	10/25/2021	10/25/2021 10:34	EPA 8260	
Carbon disulfide	ND	5.5	25.0	ug/L	5	10/25/2021	10/25/2021 10:34	EPA 8260	
Carbon tetrachloride	ND	1.8	5.0	ug/L	5	10/25/2021	10/25/2021 10:34	EPA 8260	
Chlorobenzene	ND	4.3	5.0	ug/L	5	10/25/2021	10/25/2021 10:34	EPA 8260	
Chloroethane	ND	6.9	25.0	ug/L	5	10/25/2021	10/25/2021 10:34	EPA 8260	
Chloroform	ND	5.9	25.0	ug/L	5	10/25/2021	10/25/2021 10:34	EPA 8260	
Chloromethane	ND	8.2	25.0	ug/L	5	10/25/2021	10/25/2021 10:34	EPA 8260	
cis-1,2-Dichloroethene	**9.3**	2.4	5.0	ug/L	5	10/25/2021	10/25/2021 10:34	EPA 8260	
cis-1,3-Dichloropropene	ND	1.8	5.0	ug/L	5	10/25/2021	10/25/2021 10:34	EPA 8260	
Dibromochloromethane	ND	13.2	25.0	ug/L	5	10/25/2021	10/25/2021 10:34	EPA 8260	
Dibromomethane	ND	5.0	25.0	ug/L	5	10/25/2021	10/25/2021 10:34	EPA 8260	

Pace Analytical
ENVIRONMENTAL SCIENCES
MOBILE LAB SERVICES

2525 Advance Road
Madison, WI 53718
608.221.8700 Phone
608.221.4889 Fax

TRC Environmental Corporation, Inc.
708 Heartland Trail, Ste 3000
Madison WI, 53717

Project: Madison Kipp Corporation - Madison, WI
Project Number: 419610.00002.000001
Project Manager: Andrew Stehn

DUP-03-202110

A214209-13 (Water)

Date Sampled
10/19/2021 00:00

Pace Analytical-Green Bay, WI

Analyte	Result	Limit of Detection	Limit of Quantitation	Units	Dilution	Prepared	Analyzed	Method	Qualifiers
EPA 8260						**Preparation Batch:MSV 59102**			
Dichlorodifluoromethane	ND	2.3	25.0	ug/L	5	10/25/2021	10/25/2021 10:34	EPA 8260	
Diisopropyl ether	ND	5.5	25.0	ug/L	5	10/25/2021	10/25/2021 10:34	EPA 8260	
Ethylbenzene	ND	1.6	5.0	ug/L	5	10/25/2021	10/25/2021 10:34	EPA 8260	
Hexachloro-1,3-butadiene	ND	13.7	25.0	ug/L	5	10/25/2021	10/25/2021 10:34	EPA 8260	
Isopropylbenzene (Cumene)	ND	5.0	25.0	ug/L	5	10/25/2021	10/25/2021 10:34	EPA 8260	
m&p-Xylene	ND	3.5	10.0	ug/L	5	10/25/2021	10/25/2021 10:34	EPA 8260	
Methylene Chloride	ND	1.6	25.0	ug/L	5	10/25/2021	10/25/2021 10:34	EPA 8260	
Methyl-tert-butyl ether	ND	5.6	25.0	ug/L	5	10/25/2021	10/25/2021 10:34	EPA 8260	
Naphthalene	ND	5.6	25.0	ug/L	5	10/25/2021	10/25/2021 10:34	EPA 8260	
n-Butylbenzene	ND	4.3	5.0	ug/L	5	10/25/2021	10/25/2021 10:34	EPA 8260	
n-Hexane	ND	7.3	25.0	ug/L	5	10/25/2021	10/25/2021 10:34	EPA 8260	
n-Propylbenzene	ND	1.7	5.0	ug/L	5	10/25/2021	10/25/2021 10:34	EPA 8260	
o-Xylene	ND	1.7	5.0	ug/L	5	10/25/2021	10/25/2021 10:34	EPA 8260	
p-Isopropyltoluene	ND	5.2	25.0	ug/L	5	10/25/2021	10/25/2021 10:34	EPA 8260	
sec-Butylbenzene	ND	2.1	5.0	ug/L	5	10/25/2021	10/25/2021 10:34	EPA 8260	
Styrene	ND	1.8	5.0	ug/L	5	10/25/2021	10/25/2021 10:34	EPA 8260	
tert-Butylbenzene	ND	2.9	5.0	ug/L	5	10/25/2021	10/25/2021 10:34	EPA 8260	
Tetrachloroethene	**772**	2.0	5.0	ug/L	5	10/25/2021	10/25/2021 10:34	EPA 8260	
Tetrahydrofuran	ND	12.1	125	ug/L	5	10/25/2021	10/25/2021 10:34	EPA 8260	
Toluene	ND	1.4	5.0	ug/L	5	10/25/2021	10/25/2021 10:34	EPA 8260	
trans-1,2-Dichloroethene	ND	2.6	5.0	ug/L	5	10/25/2021	10/25/2021 10:34	EPA 8260	
trans-1,3-Dichloropropene	ND	17.3	25.0	ug/L	5	10/25/2021	10/25/2021 10:34	EPA 8260	
Trichloroethene	**45.8**	1.6	5.0	ug/L	5	10/25/2021	10/25/2021 10:34	EPA 8260	
Trichlorofluoromethane	ND	2.1	5.0	ug/L	5	10/25/2021	10/25/2021 10:34	EPA 8260	
Vinyl chloride	ND	0.87	5.0	ug/L	5	10/25/2021	10/25/2021 10:34	EPA 8260	
Xylene (Total)	ND	5.2	15.0	ug/L	5	10/25/2021	10/25/2021 10:34	EPA 8260	

Pace Analytical
ENVIRONMENTAL SCIENCES
MOBILE LAB SERVICES

2525 Advance Road
Madison, WI 53718
608.221.8700 Phone
608.221.4889 Fax

TRC Environmental Corporation, Inc.
708 Heartland Trail, Ste 3000
Madison WI, 53717

Project: Madison Kipp Corporation - Madison, WI
Project Number: 419610.00002.000001
Project Manager: Andrew Stehn

DUP-04-202110

A214209-14 (Water)

Date Sampled
10/19/2021 00:00

Pace Analytical-Green Bay, WI

EPA 8260 — **Preparation Batch:MSV 59102**

Analyte	Result	Limit of Detection	Limit of Quantitation	Units	Dilution	Prepared	Analyzed	Method	Qualifiers
1,1,1,2-Tetrachloroethane	ND	3.6	10.0	ug/L	10	10/22/2021	10/22/2021 18:51	EPA 8260	
1,1,1-Trichloroethane	ND	3.0	10.0	ug/L	10	10/22/2021	10/22/2021 18:51	EPA 8260	
1,1,2,2-Tetrachloroethane	ND	3.8	10.0	ug/L	10	10/22/2021	10/22/2021 18:51	EPA 8260	
1,1,2-Trichloroethane	ND	3.4	50.0	ug/L	10	10/22/2021	10/22/2021 18:51	EPA 8260	
1,1,2-Trichlorotrifluoroethane	ND	3.8	50.0	ug/L	10	10/22/2021	10/22/2021 18:51	EPA 8260	
1,1-Dichloroethane	ND	3.0	10.0	ug/L	10	10/22/2021	10/22/2021 18:51	EPA 8260	
1,1-Dichloroethene	ND	5.8	10.0	ug/L	10	10/22/2021	10/22/2021 18:51	EPA 8260	
1,1-Dichloropropene	ND	4.1	10.0	ug/L	10	10/22/2021	10/22/2021 18:51	EPA 8260	
1,2,3-Trichlorobenzene	ND	10.2	50.0	ug/L	10	10/22/2021	10/22/2021 18:51	EPA 8260	
1,2,3-Trichloropropane	ND	5.6	50.0	ug/L	10	10/22/2021	10/22/2021 18:51	EPA 8260	
1,2,4-Trichlorobenzene	ND	9.5	50.0	ug/L	10	10/22/2021	10/22/2021 18:51	EPA 8260	
1,2,4-Trimethylbenzene	ND	4.5	10.0	ug/L	10	10/22/2021	10/22/2021 18:51	EPA 8260	
1,2-Dibromo-3-chloropropane	ND	23.7	50.0	ug/L	10	10/22/2021	10/22/2021 18:51	EPA 8260	
1,2-Dibromoethane (EDB)	ND	3.1	10.0	ug/L	10	10/22/2021	10/22/2021 18:51	EPA 8260	
1,2-Dichlorobenzene	ND	3.3	10.0	ug/L	10	10/22/2021	10/22/2021 18:51	EPA 8260	
1,2-Dichloroethane	ND	2.9	10.0	ug/L	10	10/22/2021	10/22/2021 18:51	EPA 8260	
1,2-Dichloropropane	ND	4.5	10.0	ug/L	10	10/22/2021	10/22/2021 18:51	EPA 8260	
1,3,5-Trimethylbenzene	ND	3.6	10.0	ug/L	10	10/22/2021	10/22/2021 18:51	EPA 8260	
1,3-Dichlorobenzene	ND	3.5	10.0	ug/L	10	10/22/2021	10/22/2021 18:51	EPA 8260	
1,3-Dichloropropane	ND	3.0	10.0	ug/L	10	10/22/2021	10/22/2021 18:51	EPA 8260	
1,4-Dichlorobenzene	ND	8.9	10.0	ug/L	10	10/22/2021	10/22/2021 18:51	EPA 8260	
2,2-Dichloropropane	ND	41.8	50.0	ug/L	10	10/22/2021	10/22/2021 18:51	EPA 8260	
2-Butanone (MEK)	ND	65.2	250	ug/L	10	10/22/2021	10/22/2021 18:51	EPA 8260	
2-Chlorotoluene	ND	8.9	50.0	ug/L	10	10/22/2021	10/22/2021 18:51	EPA 8260	
2-Hexanone	ND	62.8	250	ug/L	10	10/22/2021	10/22/2021 18:51	EPA 8260	
4-Chlorotoluene	ND	8.9	50.0	ug/L	10	10/22/2021	10/22/2021 18:51	EPA 8260	
4-Methyl-2-pentanone (MIBK)	ND	59.5	250	ug/L	10	10/22/2021	10/22/2021 18:51	EPA 8260	
Acetone	ND	86.4	250	ug/L	10	10/22/2021	10/22/2021 18:51	EPA 8260	
Benzene	ND	3.0	10.0	ug/L	10	10/22/2021	10/22/2021 18:51	EPA 8260	
Bromobenzene	ND	3.6	10.0	ug/L	10	10/22/2021	10/22/2021 18:51	EPA 8260	
Bromochloromethane	ND	3.6	50.0	ug/L	10	10/22/2021	10/22/2021 18:51	EPA 8260	
Bromodichloromethane	ND	4.2	10.0	ug/L	10	10/22/2021	10/22/2021 18:51	EPA 8260	
Bromoform	ND	38.0	50.0	ug/L	10	10/22/2021	10/22/2021 18:51	EPA 8260	
Bromomethane	ND	11.9	50.0	ug/L	10	10/22/2021	10/22/2021 18:51	EPA 8260	
Carbon disulfide	ND	11.0	50.0	ug/L	10	10/22/2021	10/22/2021 18:51	EPA 8260	
Carbon tetrachloride	ND	3.7	10.0	ug/L	10	10/22/2021	10/22/2021 18:51	EPA 8260	
Chlorobenzene	ND	8.6	10.0	ug/L	10	10/22/2021	10/22/2021 18:51	EPA 8260	
Chloroethane	ND	13.8	50.0	ug/L	10	10/22/2021	10/22/2021 18:51	EPA 8260	
Chloroform	ND	11.8	50.0	ug/L	10	10/22/2021	10/22/2021 18:51	EPA 8260	
Chloromethane	ND	16.4	50.0	ug/L	10	10/22/2021	10/22/2021 18:51	EPA 8260	
cis-1,2-Dichloroethene	**23.9**	4.7	10.0	ug/L	10	10/22/2021	10/22/2021 18:51	EPA 8260	
cis-1,3-Dichloropropene	ND	3.6	10.0	ug/L	10	10/22/2021	10/22/2021 18:51	EPA 8260	
Dibromochloromethane	ND	26.4	50.0	ug/L	10	10/22/2021	10/22/2021 18:51	EPA 8260	
Dibromomethane	ND	9.9	50.0	ug/L	10	10/22/2021	10/22/2021 18:51	EPA 8260	

Pace Analytical
ENVIRONMENTAL SCIENCES
MOBILE LAB SERVICES

2525 Advance Road
Madison, WI 53718
608.221.8700 Phone
608.221.4889 Fax

TRC Environmental Corporation, Inc.
708 Heartland Trail, Ste 3000
Madison WI, 53717

Project: Madison Kipp Corporation - Madison, WI
Project Number: 419610.00002.000001
Project Manager: Andrew Stehn

DUP-04-202110

A214209-14 (Water)

Date Sampled
10/19/2021 00:00

Pace Analytical-Green Bay, WI

Analyte	Result	Limit of Detection	Limit of Quantitation	Units	Dilution	Prepared	Analyzed	Method	Qualifiers
EPA 8260						**Preparation Batch:MSV 59102**			
Dichlorodifluoromethane	ND	4.6	50.0	ug/L	10	10/22/2021	10/22/2021 18:51	EPA 8260	
Diisopropyl ether	ND	11.0	50.0	ug/L	10	10/22/2021	10/22/2021 18:51	EPA 8260	
Ethylbenzene	ND	3.3	10.0	ug/L	10	10/22/2021	10/22/2021 18:51	EPA 8260	
Hexachloro-1,3-butadiene	ND	27.4	50.0	ug/L	10	10/22/2021	10/22/2021 18:51	EPA 8260	
Isopropylbenzene (Cumene)	ND	10.0	50.0	ug/L	10	10/22/2021	10/22/2021 18:51	EPA 8260	
m&p-Xylene	ND	7.0	20.0	ug/L	10	10/22/2021	10/22/2021 18:51	EPA 8260	
Methylene Chloride	ND	3.2	50.0	ug/L	10	10/22/2021	10/22/2021 18:51	EPA 8260	
Methyl-tert-butyl ether	ND	11.3	50.0	ug/L	10	10/22/2021	10/22/2021 18:51	EPA 8260	
Naphthalene	ND	11.3	50.0	ug/L	10	10/22/2021	10/22/2021 18:51	EPA 8260	
n-Butylbenzene	ND	8.6	10.0	ug/L	10	10/22/2021	10/22/2021 18:51	EPA 8260	
n-Hexane	ND	14.6	50.0	ug/L	10	10/22/2021	10/22/2021 18:51	EPA 8260	
n-Propylbenzene	ND	3.5	10.0	ug/L	10	10/22/2021	10/22/2021 18:51	EPA 8260	
o-Xylene	ND	3.5	10.0	ug/L	10	10/22/2021	10/22/2021 18:51	EPA 8260	
p-Isopropyltoluene	ND	10.4	50.0	ug/L	10	10/22/2021	10/22/2021 18:51	EPA 8260	
sec-Butylbenzene	ND	4.2	10.0	ug/L	10	10/22/2021	10/22/2021 18:51	EPA 8260	
Styrene	ND	3.6	10.0	ug/L	10	10/22/2021	10/22/2021 18:51	EPA 8260	
tert-Butylbenzene	ND	5.9	10.0	ug/L	10	10/22/2021	10/22/2021 18:51	EPA 8260	
Tetrachloroethene	**449**	4.1	10.0	ug/L	10	10/22/2021	10/22/2021 18:51	EPA 8260	
Tetrahydrofuran	ND	24.2	250	ug/L	10	10/22/2021	10/22/2021 18:51	EPA 8260	
Toluene	ND	2.9	10.0	ug/L	10	10/22/2021	10/22/2021 18:51	EPA 8260	
trans-1,2-Dichloroethene	ND	5.3	10.0	ug/L	10	10/22/2021	10/22/2021 18:51	EPA 8260	
trans-1,3-Dichloropropene	ND	34.6	50.0	ug/L	10	10/22/2021	10/22/2021 18:51	EPA 8260	
Trichloroethene	**18.6**	3.2	10.0	ug/L	10	10/22/2021	10/22/2021 18:51	EPA 8260	
Trichlorofluoromethane	ND	4.2	10.0	ug/L	10	10/22/2021	10/22/2021 18:51	EPA 8260	
Vinyl chloride	ND	1.7	10.0	ug/L	10	10/22/2021	10/22/2021 18:51	EPA 8260	
Xylene (Total)	ND	10.5	30.0	ug/L	10	10/22/2021	10/22/2021 18:51	EPA 8260	

Pace Analytical
ENVIRONMENTAL SCIENCES
MOBILE LAB SERVICES

2525 Advance Road
Madison, WI 53718
608.221.8700 Phone
608.221.4889 Fax

TRC Environmental Corporation, Inc.
708 Heartland Trail, Ste 3000
Madison WI, 53717

Project: Madison Kipp Corporation - Madison, WI
Project Number: 419610.00002.000001
Project Manager: Andrew Stehn

DUP-02-202110

A214209-15 (Water)

Date Sampled
10/18/2021 00:00

Pace Analytical-Green Bay, WI

EPA 8260 — **Preparation Batch:MSV 59102**

Analyte	Result	Limit of Detection	Limit of Quantitation	Units	Dilution	Prepared	Analyzed	Method	Qualifiers
1,1,1,2-Tetrachloroethane	ND	0.36	1.0	ug/L	1	10/22/2021	10/22/2021 15:25	EPA 8260	
1,1,1-Trichloroethane	ND	0.30	1.0	ug/L	1	10/22/2021	10/22/2021 15:25	EPA 8260	
1,1,2,2-Tetrachloroethane	ND	0.38	1.0	ug/L	1	10/22/2021	10/22/2021 15:25	EPA 8260	
1,1,2-Trichloroethane	ND	0.34	5.0	ug/L	1	10/22/2021	10/22/2021 15:25	EPA 8260	
1,1,2-Trichlorotrifluoroethane	ND	0.38	5.0	ug/L	1	10/22/2021	10/22/2021 15:25	EPA 8260	
1,1-Dichloroethane	ND	0.30	1.0	ug/L	1	10/22/2021	10/22/2021 15:25	EPA 8260	
1,1-Dichloroethene	ND	0.58	1.0	ug/L	1	10/22/2021	10/22/2021 15:25	EPA 8260	
1,1-Dichloropropene	ND	0.41	1.0	ug/L	1	10/22/2021	10/22/2021 15:25	EPA 8260	
1,2,3-Trichlorobenzene	ND	1.0	5.0	ug/L	1	10/22/2021	10/22/2021 15:25	EPA 8260	
1,2,3-Trichloropropane	ND	0.56	5.0	ug/L	1	10/22/2021	10/22/2021 15:25	EPA 8260	
1,2,4-Trichlorobenzene	ND	0.95	5.0	ug/L	1	10/22/2021	10/22/2021 15:25	EPA 8260	
1,2,4-Trimethylbenzene	ND	0.45	1.0	ug/L	1	10/22/2021	10/22/2021 15:25	EPA 8260	
1,2-Dibromo-3-chloropropane	ND	2.4	5.0	ug/L	1	10/22/2021	10/22/2021 15:25	EPA 8260	
1,2-Dibromoethane (EDB)	ND	0.31	1.0	ug/L	1	10/22/2021	10/22/2021 15:25	EPA 8260	
1,2-Dichlorobenzene	ND	0.33	1.0	ug/L	1	10/22/2021	10/22/2021 15:25	EPA 8260	
1,2-Dichloroethane	ND	0.29	1.0	ug/L	1	10/22/2021	10/22/2021 15:25	EPA 8260	
1,2-Dichloropropane	ND	0.45	1.0	ug/L	1	10/22/2021	10/22/2021 15:25	EPA 8260	
1,3,5-Trimethylbenzene	ND	0.36	1.0	ug/L	1	10/22/2021	10/22/2021 15:25	EPA 8260	
1,3-Dichlorobenzene	ND	0.35	1.0	ug/L	1	10/22/2021	10/22/2021 15:25	EPA 8260	
1,3-Dichloropropane	ND	0.30	1.0	ug/L	1	10/22/2021	10/22/2021 15:25	EPA 8260	
1,4-Dichlorobenzene	ND	0.89	1.0	ug/L	1	10/22/2021	10/22/2021 15:25	EPA 8260	
2,2-Dichloropropane	ND	4.2	5.0	ug/L	1	10/22/2021	10/22/2021 15:25	EPA 8260	
2-Butanone (MEK)	ND	6.5	25.0	ug/L	1	10/22/2021	10/22/2021 15:25	EPA 8260	
2-Chlorotoluene	ND	0.89	5.0	ug/L	1	10/22/2021	10/22/2021 15:25	EPA 8260	
2-Hexanone	ND	6.3	25.0	ug/L	1	10/22/2021	10/22/2021 15:25	EPA 8260	
4-Chlorotoluene	ND	0.89	5.0	ug/L	1	10/22/2021	10/22/2021 15:25	EPA 8260	
4-Methyl-2-pentanone (MIBK)	ND	6.0	25.0	ug/L	1	10/22/2021	10/22/2021 15:25	EPA 8260	
Acetone	ND	8.6	25.0	ug/L	1	10/22/2021	10/22/2021 15:25	EPA 8260	
Benzene	ND	0.30	1.0	ug/L	1	10/22/2021	10/22/2021 15:25	EPA 8260	
Bromobenzene	ND	0.36	1.0	ug/L	1	10/22/2021	10/22/2021 15:25	EPA 8260	
Bromochloromethane	ND	0.36	5.0	ug/L	1	10/22/2021	10/22/2021 15:25	EPA 8260	
Bromodichloromethane	ND	0.42	1.0	ug/L	1	10/22/2021	10/22/2021 15:25	EPA 8260	
Bromoform	ND	3.8	5.0	ug/L	1	10/22/2021	10/22/2021 15:25	EPA 8260	
Bromomethane	ND	1.2	5.0	ug/L	1	10/22/2021	10/22/2021 15:25	EPA 8260	
Carbon disulfide	ND	1.1	5.0	ug/L	1	10/22/2021	10/22/2021 15:25	EPA 8260	
Carbon tetrachloride	ND	0.37	1.0	ug/L	1	10/22/2021	10/22/2021 15:25	EPA 8260	
Chlorobenzene	ND	0.86	1.0	ug/L	1	10/22/2021	10/22/2021 15:25	EPA 8260	
Chloroethane	ND	1.4	5.0	ug/L	1	10/22/2021	10/22/2021 15:25	EPA 8260	
Chloroform	ND	1.2	5.0	ug/L	1	10/22/2021	10/22/2021 15:25	EPA 8260	
Chloromethane	ND	1.6	5.0	ug/L	1	10/22/2021	10/22/2021 15:25	EPA 8260	
cis-1,2-Dichloroethene	**7.1**	0.47	1.0	ug/L	1	10/22/2021	10/22/2021 15:25	EPA 8260	
cis-1,3-Dichloropropene	ND	0.36	1.0	ug/L	1	10/22/2021	10/22/2021 15:25	EPA 8260	
Dibromochloromethane	ND	2.6	5.0	ug/L	1	10/22/2021	10/22/2021 15:25	EPA 8260	
Dibromomethane	ND	0.99	5.0	ug/L	1	10/22/2021	10/22/2021 15:25	EPA 8260	

Pace Analytical
ENVIRONMENTAL SCIENCES
MOBILE LAB SERVICES

2525 Advance Road
Madison, WI 53718
608.221.8700 Phone
608.221.4889 Fax

TRC Environmental Corporation, Inc.
708 Heartland Trail, Ste 3000
Madison WI, 53717

Project: Madison Kipp Corporation - Madison, WI
Project Number: 419610.00002.000001
Project Manager: Andrew Stehn

DUP-02-202110

A214209-15 (Water)

Date Sampled
10/18/2021 00:00

Pace Analytical-Green Bay, WI

Analyte	Result	Limit of Detection	Limit of Quantitation	Units	Dilution	Prepared	Analyzed	Method	Qualifiers
EPA 8260						**Preparation Batch:MSV 59102**			
Dichlorodifluoromethane	ND	0.46	5.0	ug/L	1	10/22/2021	10/22/2021 15:25	EPA 8260	
Diisopropyl ether	ND	1.1	5.0	ug/L	1	10/22/2021	10/22/2021 15:25	EPA 8260	
Ethylbenzene	ND	0.33	1.0	ug/L	1	10/22/2021	10/22/2021 15:25	EPA 8260	
Hexachloro-1,3-butadiene	ND	2.7	5.0	ug/L	1	10/22/2021	10/22/2021 15:25	EPA 8260	
Isopropylbenzene (Cumene)	ND	1.0	5.0	ug/L	1	10/22/2021	10/22/2021 15:25	EPA 8260	
m&p-Xylene	ND	0.70	2.0	ug/L	1	10/22/2021	10/22/2021 15:25	EPA 8260	
Methylene Chloride	ND	0.32	5.0	ug/L	1	10/22/2021	10/22/2021 15:25	EPA 8260	
Methyl-tert-butyl ether	**8.4**	1.1	5.0	ug/L	1	10/22/2021	10/22/2021 15:25	EPA 8260	
Naphthalene	ND	1.1	5.0	ug/L	1	10/22/2021	10/22/2021 15:25	EPA 8260	
n-Butylbenzene	ND	0.86	1.0	ug/L	1	10/22/2021	10/22/2021 15:25	EPA 8260	
n-Hexane	ND	1.5	5.0	ug/L	1	10/22/2021	10/22/2021 15:25	EPA 8260	
n-Propylbenzene	ND	0.35	1.0	ug/L	1	10/22/2021	10/22/2021 15:25	EPA 8260	
o-Xylene	ND	0.35	1.0	ug/L	1	10/22/2021	10/22/2021 15:25	EPA 8260	
p-Isopropyltoluene	ND	1.0	5.0	ug/L	1	10/22/2021	10/22/2021 15:25	EPA 8260	
sec-Butylbenzene	ND	0.42	1.0	ug/L	1	10/22/2021	10/22/2021 15:25	EPA 8260	
Styrene	ND	0.36	1.0	ug/L	1	10/22/2021	10/22/2021 15:25	EPA 8260	
tert-Butylbenzene	ND	0.59	1.0	ug/L	1	10/22/2021	10/22/2021 15:25	EPA 8260	
Tetrachloroethene	**30.3**	0.41	1.0	ug/L	1	10/22/2021	10/22/2021 15:25	EPA 8260	
Tetrahydrofuran	ND	2.4	25.0	ug/L	1	10/22/2021	10/22/2021 15:25	EPA 8260	
Toluene	ND	0.29	1.0	ug/L	1	10/22/2021	10/22/2021 15:25	EPA 8260	
trans-1,2-Dichloroethene	ND	0.53	1.0	ug/L	1	10/22/2021	10/22/2021 15:25	EPA 8260	
trans-1,3-Dichloropropene	ND	3.5	5.0	ug/L	1	10/22/2021	10/22/2021 15:25	EPA 8260	
Trichloroethene	**7.7**	0.32	1.0	ug/L	1	10/22/2021	10/22/2021 15:25	EPA 8260	
Trichlorofluoromethane	ND	0.42	1.0	ug/L	1	10/22/2021	10/22/2021 15:25	EPA 8260	
Vinyl chloride	ND	0.17	1.0	ug/L	1	10/22/2021	10/22/2021 15:25	EPA 8260	
Xylene (Total)	ND	1.0	3.0	ug/L	1	10/22/2021	10/22/2021 15:25	EPA 8260	

Pace Analytical
ENVIRONMENTAL SCIENCES
MOBILE LAB SERVICES

2525 Advance Road
Madison, WI 53718
608.221.8700 Phone
608.221.4889 Fax

TRC Environmental Corporation, Inc.
708 Heartland Trail, Ste 3000
Madison WI, 53717

Project: Madison Kipp Corporation - Madison, WI
Project Number: 419610.00002.000001
Project Manager: Andrew Stehn

MW-2D-202110

A214209-16 (Water)

Date Sampled
10/15/2021 15:50

Pace Analytical-Green Bay, WI

EPA 8260 — **Preparation Batch:MSV 59102**

Analyte	Result	Limit of Detection	Limit of Quantitation	Units	Dilution	Prepared	Analyzed	Method	Qualifiers
1,1,1,2-Tetrachloroethane	ND	0.36	1.0	ug/L	1	10/22/2021	10/22/2021 15:06	EPA 8260	
1,1,1-Trichloroethane	ND	0.30	1.0	ug/L	1	10/22/2021	10/22/2021 15:06	EPA 8260	
1,1,2,2-Tetrachloroethane	ND	0.38	1.0	ug/L	1	10/22/2021	10/22/2021 15:06	EPA 8260	
1,1,2-Trichloroethane	ND	0.34	5.0	ug/L	1	10/22/2021	10/22/2021 15:06	EPA 8260	
1,1,2-Trichlorotrifluoroethane	ND	0.38	5.0	ug/L	1	10/22/2021	10/22/2021 15:06	EPA 8260	
1,1-Dichloroethane	ND	0.30	1.0	ug/L	1	10/22/2021	10/22/2021 15:06	EPA 8260	
1,1-Dichloroethene	ND	0.58	1.0	ug/L	1	10/22/2021	10/22/2021 15:06	EPA 8260	
1,1-Dichloropropene	ND	0.41	1.0	ug/L	1	10/22/2021	10/22/2021 15:06	EPA 8260	
1,2,3-Trichlorobenzene	ND	1.0	5.0	ug/L	1	10/22/2021	10/22/2021 15:06	EPA 8260	
1,2,3-Trichloropropane	ND	0.56	5.0	ug/L	1	10/22/2021	10/22/2021 15:06	EPA 8260	
1,2,4-Trichlorobenzene	ND	0.95	5.0	ug/L	1	10/22/2021	10/22/2021 15:06	EPA 8260	
1,2,4-Trimethylbenzene	ND	0.45	1.0	ug/L	1	10/22/2021	10/22/2021 15:06	EPA 8260	
1,2-Dibromo-3-chloropropane	ND	2.4	5.0	ug/L	1	10/22/2021	10/22/2021 15:06	EPA 8260	
1,2-Dibromoethane (EDB)	ND	0.31	1.0	ug/L	1	10/22/2021	10/22/2021 15:06	EPA 8260	
1,2-Dichlorobenzene	ND	0.33	1.0	ug/L	1	10/22/2021	10/22/2021 15:06	EPA 8260	
1,2-Dichloroethane	ND	0.29	1.0	ug/L	1	10/22/2021	10/22/2021 15:06	EPA 8260	
1,2-Dichloropropane	ND	0.45	1.0	ug/L	1	10/22/2021	10/22/2021 15:06	EPA 8260	
1,3,5-Trimethylbenzene	ND	0.36	1.0	ug/L	1	10/22/2021	10/22/2021 15:06	EPA 8260	
1,3-Dichlorobenzene	ND	0.35	1.0	ug/L	1	10/22/2021	10/22/2021 15:06	EPA 8260	
1,3-Dichloropropane	ND	0.30	1.0	ug/L	1	10/22/2021	10/22/2021 15:06	EPA 8260	
1,4-Dichlorobenzene	ND	0.89	1.0	ug/L	1	10/22/2021	10/22/2021 15:06	EPA 8260	
2,2-Dichloropropane	ND	4.2	5.0	ug/L	1	10/22/2021	10/22/2021 15:06	EPA 8260	
2-Butanone (MEK)	ND	6.5	25.0	ug/L	1	10/22/2021	10/22/2021 15:06	EPA 8260	
2-Chlorotoluene	ND	0.89	5.0	ug/L	1	10/22/2021	10/22/2021 15:06	EPA 8260	
2-Hexanone	ND	6.3	25.0	ug/L	1	10/22/2021	10/22/2021 15:06	EPA 8260	
4-Chlorotoluene	ND	0.89	5.0	ug/L	1	10/22/2021	10/22/2021 15:06	EPA 8260	
4-Methyl-2-pentanone (MIBK)	ND	6.0	25.0	ug/L	1	10/22/2021	10/22/2021 15:06	EPA 8260	
Acetone	ND	8.6	25.0	ug/L	1	10/22/2021	10/22/2021 15:06	EPA 8260	
Benzene	ND	0.30	1.0	ug/L	1	10/22/2021	10/22/2021 15:06	EPA 8260	
Bromobenzene	ND	0.36	1.0	ug/L	1	10/22/2021	10/22/2021 15:06	EPA 8260	
Bromochloromethane	ND	0.36	5.0	ug/L	1	10/22/2021	10/22/2021 15:06	EPA 8260	
Bromodichloromethane	ND	0.42	1.0	ug/L	1	10/22/2021	10/22/2021 15:06	EPA 8260	
Bromoform	ND	3.8	5.0	ug/L	1	10/22/2021	10/22/2021 15:06	EPA 8260	
Bromomethane	ND	1.2	5.0	ug/L	1	10/22/2021	10/22/2021 15:06	EPA 8260	
Carbon disulfide	ND	1.1	5.0	ug/L	1	10/22/2021	10/22/2021 15:06	EPA 8260	
Carbon tetrachloride	ND	0.37	1.0	ug/L	1	10/22/2021	10/22/2021 15:06	EPA 8260	
Chlorobenzene	ND	0.86	1.0	ug/L	1	10/22/2021	10/22/2021 15:06	EPA 8260	
Chloroethane	ND	1.4	5.0	ug/L	1	10/22/2021	10/22/2021 15:06	EPA 8260	
Chloroform	ND	1.2	5.0	ug/L	1	10/22/2021	10/22/2021 15:06	EPA 8260	
Chloromethane	ND	1.6	5.0	ug/L	1	10/22/2021	10/22/2021 15:06	EPA 8260	
cis-1,2-Dichloroethene	ND	0.47	1.0	ug/L	1	10/22/2021	10/22/2021 15:06	EPA 8260	
cis-1,3-Dichloropropene	ND	0.36	1.0	ug/L	1	10/22/2021	10/22/2021 15:06	EPA 8260	
Dibromochloromethane	ND	2.6	5.0	ug/L	1	10/22/2021	10/22/2021 15:06	EPA 8260	
Dibromomethane	ND	0.99	5.0	ug/L	1	10/22/2021	10/22/2021 15:06	EPA 8260	

Pace Analytical
ENVIRONMENTAL SCIENCES
MOBILE LAB SERVICES

2525 Advance Road
Madison, WI 53718
608.221.8700 Phone
608.221.4889 Fax

TRC Environmental Corporation, Inc.
708 Heartland Trail, Ste 3000
Madison WI, 53717

Project: Madison Kipp Corporation - Madison, WI
Project Number: 419610.00002.000001
Project Manager: Andrew Stehn

MW-2D-202110

A214209-16 (Water)

Date Sampled
10/15/2021 15:50

Pace Analytical-Green Bay, WI

Analyte	Result	Limit of Detection	Limit of Quantitation	Units	Dilution	Prepared	Analyzed	Method	Qualifiers
EPA 8260						**Preparation Batch:MSV 59102**			
Dichlorodifluoromethane	ND	0.46	5.0	ug/L	1	10/22/2021	10/22/2021 15:06	EPA 8260	
Diisopropyl ether	ND	1.1	5.0	ug/L	1	10/22/2021	10/22/2021 15:06	EPA 8260	
Ethylbenzene	ND	0.33	1.0	ug/L	1	10/22/2021	10/22/2021 15:06	EPA 8260	
Hexachloro-1,3-butadiene	ND	2.7	5.0	ug/L	1	10/22/2021	10/22/2021 15:06	EPA 8260	
Isopropylbenzene (Cumene)	ND	1.0	5.0	ug/L	1	10/22/2021	10/22/2021 15:06	EPA 8260	
m&p-Xylene	ND	0.70	2.0	ug/L	1	10/22/2021	10/22/2021 15:06	EPA 8260	
Methylene Chloride	ND	0.32	5.0	ug/L	1	10/22/2021	10/22/2021 15:06	EPA 8260	
Methyl-tert-butyl ether	ND	1.1	5.0	ug/L	1	10/22/2021	10/22/2021 15:06	EPA 8260	
Naphthalene	ND	1.1	5.0	ug/L	1	10/22/2021	10/22/2021 15:06	EPA 8260	
n-Butylbenzene	ND	0.86	1.0	ug/L	1	10/22/2021	10/22/2021 15:06	EPA 8260	
n-Hexane	ND	1.5	5.0	ug/L	1	10/22/2021	10/22/2021 15:06	EPA 8260	
n-Propylbenzene	ND	0.35	1.0	ug/L	1	10/22/2021	10/22/2021 15:06	EPA 8260	
o-Xylene	ND	0.35	1.0	ug/L	1	10/22/2021	10/22/2021 15:06	EPA 8260	
p-Isopropyltoluene	ND	1.0	5.0	ug/L	1	10/22/2021	10/22/2021 15:06	EPA 8260	
sec-Butylbenzene	ND	0.42	1.0	ug/L	1	10/22/2021	10/22/2021 15:06	EPA 8260	
Styrene	ND	0.36	1.0	ug/L	1	10/22/2021	10/22/2021 15:06	EPA 8260	
tert-Butylbenzene	ND	0.59	1.0	ug/L	1	10/22/2021	10/22/2021 15:06	EPA 8260	
Tetrachloroethene	**4.7**	0.41	1.0	ug/L	1	10/22/2021	10/22/2021 15:06	EPA 8260	
Tetrahydrofuran	ND	2.4	25.0	ug/L	1	10/22/2021	10/22/2021 15:06	EPA 8260	
Toluene	ND	0.29	1.0	ug/L	1	10/22/2021	10/22/2021 15:06	EPA 8260	
trans-1,2-Dichloroethene	ND	0.53	1.0	ug/L	1	10/22/2021	10/22/2021 15:06	EPA 8260	
trans-1,3-Dichloropropene	ND	3.5	5.0	ug/L	1	10/22/2021	10/22/2021 15:06	EPA 8260	
Trichloroethene	ND	0.32	1.0	ug/L	1	10/22/2021	10/22/2021 15:06	EPA 8260	
Trichlorofluoromethane	ND	0.42	1.0	ug/L	1	10/22/2021	10/22/2021 15:06	EPA 8260	
Vinyl chloride	ND	0.17	1.0	ug/L	1	10/22/2021	10/22/2021 15:06	EPA 8260	
Xylene (Total)	ND	1.0	3.0	ug/L	1	10/22/2021	10/22/2021 15:06	EPA 8260	

Pace Analytical
ENVIRONMENTAL SCIENCES
MOBILE LAB SERVICES

2525 Advance Road
Madison, WI 53718
608.221.8700 Phone
608.221.4889 Fax

TRC Environmental Corporation, Inc.	Project: Madison Kipp Corporation - Madison, WI
708 Heartland Trail, Ste 3000	Project Number: 419610.00002.000001
Madison WI, 53717	Project Manager: Andrew Stehn

Polychlorinated Biphenyls by EPA Method 8082 - Quality Control

Pace Analytical - Madison

Analyte	Result	Limit of Quantitation	Units	Spike Level	Source Result	%REC	%REC Limits	RPD	RPD Limit	Notes
Batch A110156 - EPA 3511										
Blank (A110156-BLK1)				Prepared: 10/20/2021 Analyzed: 10/21/2021 22:45						
PCB-1016	ND	0.13	ug/L							
PCB-1221	ND	0.25	ug/L							
PCB-1232	ND	0.13	ug/L							
PCB-1242	ND	0.13	ug/L							
PCB-1248	ND	0.13	ug/L							
PCB-1254	ND	0.13	ug/L							
PCB-1260	ND	0.13	ug/L							
Total PCBs	ND	0.25	ug/L							
Surrogate: Tetrachloro-meta-xylene	*0.807*		*ug/L*	*0.7500*		*108*	*60.7-128*			
Surrogate: Decachlorobiphenyl	*0.940*		*ug/L*	*0.7500*		*125*	*57.1-151*			
LCS (A110156-BS1)				Prepared: 10/20/2021 Analyzed: 10/21/2021 23:11						
PCB-1254	14.3	0.12	ug/L	12.47		115	70-130			
Surrogate: Tetrachloro-meta-xylene	*0.738*		*ug/L*	*0.7481*		*98.6*	*60.7-128*			
Surrogate: Decachlorobiphenyl	*0.820*		*ug/L*	*0.7481*		*110*	*57.1-151*			
Matrix Spike (A110156-MS1)	**Source: A214209-11**			Prepared: 10/20/2021 Analyzed: 10/22/2021 07:03						
PCB-1254	13.2	0.12	ug/L	12.44	ND	106	60-140			
Surrogate: Tetrachloro-meta-xylene	*0.702*		*ug/L*	*0.7463*		*94.1*	*60.7-128*			
Surrogate: Decachlorobiphenyl	*0.808*		*ug/L*	*0.7463*		*108*	*57.1-151*			
Matrix Spike Dup (A110156-MSD1)	**Source: A214209-11**			Prepared: 10/20/2021 Analyzed: 10/22/2021 07:29						
PCB-1254	14.1	0.12	ug/L	12.35	ND	114	60-140	6.49	20	
Surrogate: Tetrachloro-meta-xylene	*0.727*		*ug/L*	*0.7407*		*98.2*	*60.7-128*			
Surrogate: Decachlorobiphenyl	*0.838*		*ug/L*	*0.7407*		*113*	*57.1-151*			

Pace Analytical
ENVIRONMENTAL SCIENCES
MOBILE LAB SERVICES

2525 Advance Road
Madison, WI 53718
608.221.8700 Phone
608.221.4889 Fax

TRC Environmental Corporation, Inc.	Project: Madison Kipp Corporation - Madison, WI
708 Heartland Trail, Ste 3000	Project Number: 419610.00002.000001
Madison WI, 53717	Project Manager: Andrew Stehn

Notes and Definitions

J	Estimated concentration above the adjusted method detection limit and below the adjusted reporting limit.
ND	Analyte NOT DETECTED at or above the reporting limit or limit of detection (if listed).
NR	Not Reported
dry	Sample results reported on a dry weight basis. Detection limits (if listed) and reporting limits have been adjusted for the solids content. If the word 'dry' does not appear after the units, results are reported on an as-is basis.
RPD	Relative Percent Difference

Detection limits (if listed) and reporting limits have been adjusted for dilutions, if reported.

CHAIN-OF-CUSTODY Analytical Request Document

Pace Analytical®

Chain-of-Custody is a LEGAL DOCUMENT - Complete all relevent fields

LAB USE ONLY- Affix Workorder/Login Label Here or List Pace Workorder Number or MTJL Log-in Number Here

ALL SHADED AREAS are for LAB USE ONLY

Company: TRC Env.	Billing Information:
Address: 708 Heartland Tr. Ste 3000	
Report To: Andy Stelm	Email To: AStelm@TRCcompanies.com
Copy To:	Site Collection Info/Address: Madison Kipp
Customer Project Name/Number: 419610.000002.00001	State: WI County/City: Dane/Madison Time Zone Collected: [ ] PT [ ] MT [X] CT [ ] ET
Phone: 608-234-7374 Email:	Site/Facility ID #: Madison Kipp Corp. Compliance Monitoring? [ ] Yes [ ] No
Collected By (print): Wesley Braga	Purchase Order #: 162363 Quote #: DW PWS ID #: DW Location Code:
Collected By (signature):	Turnaround Date Required: Immediately Packed on Ice: [X] Yes [ ] No
Sample Disposal: [ ] Dispose as appropriate [ ] Return [ ] Archive: [ ] Hold:	Rush: [ ] Same Day [ ] Next Day [ ] 2 Day [ ] 3 Day [ ] 4 Day [ ] 5 Day (Expedite Charges Apply) Field Filtered (if applicable): [ ] Yes [X] No Analysis:

* Matrix Codes (Insert in Matrix box below): Drinking Water (DW), Ground Water (GW), Wastewater (WW), Product (P), Soil/Solid (SL), Oil (OL), Wipe (WP), Air (AR), Tissue (TS), Bioassay (B), Vapor (V), Other (OT)

Container Preservative Type ** | Lab Project Manager:

3 U U U

** Preservative Types: (1) nitric acid, (2) sulfuric acid, (3) hydrochloric acid, (4) sodium hydroxide, (5) zinc acetate, (6) methanol, (7) sodium bisulfate, (8) sodium thiosulfate, (9) hexane, (A) ascorbic acid, (B) ammonium sulfate, (C) ammonium hydroxide, (D) TSP, (U) Unpreserved, (O) Other

Customer Sample ID	Matrix *	Comp / Grab	Collected (or Composite Start) Date	Collected (or Composite Start) Time	Composite End Date	Composite End Time	Res Cl	# of Ctns	VOCs	PCBs	TDS	TSS						Lab Sample # / Comments
MW-1-202110	GW	G	10/18/21	1438				3	X								01	
MW-35-202110	GW	G	10/19/21	1023				7	X	X	X	X	JU	10-20-21			02	No PCB/TDS/TSS vol/pres
MW-3D-202110	GW	G	10/19/21	1301				3	X	X	X	X	JU				03	Rec'd PCB/TDS/TSS vol
MW-3D2-202110	GW	G	10/19/21	1202				3	X								04	
MW-3D3-202110	GW	G	10/19/21	1041				9	X								05	MS/MSD
MW-9D-202110	GW	G	10/18/21	1211				3	X								06	
MW-9D2-202110	GW	G	10/18/21	1113				3	X								07	Collection time 1114 on the vials (3) One vial labeled 92D-202110
MW-11S-202110	GW	G	10/18/21	1656				4		X	X	X					08	
FB-01-202110	GW	G	10/19/21	1500				7	X	X	X	X					09	

Lab Profile/Line:

Lab Sample Receipt Checklist:

Custody Seals Present/Intact	Y	N	NA
Custody Signatures Present	Y	N	NA
Collector Signature Present	(Y)	N	NA
Bottles Intact	(Y)	N	NA
Correct Bottles	(Y)	N	NA
Sufficient Volume	(Y)	N	NA
Samples Received on Ice	(Y)	N	NA
VOA - Headspace Acceptable	(Y)	N	NA
USDA Regulated Soils	Y	N	(NA)
Samples in Holding Time	Y	N	(NA)
Residual Chlorine Present	Y	N	(NA)
Cl Strips: NA			
Sample pH Acceptable	Y	N	(NA)
pH Strips: NA			
Sulfide Present	Y	N	(NA)
Lead Acetate Strips: NA			

LAB USE ONLY:
Lab Sample # / Comments:

Customer Remarks / Special Conditions / Possible Hazards:

Type of Ice Used: (Wet) Blue Dry None

Packing Material Used:

Radchem sample(s) screened (<500 cpm): Y N NA

SHORT HOLDS PRESENT (<72 hours): Y N N/A

Lab Tracking #: 2659491

Samples received via: FEDEX UPS Client Courier Pace Courier

Lab Sample Temperature Info:
Temp Blank Received: (Y) N NA
Therm ID#: 160142274 Exp 12/17/21
Cooler 1 Temp Upon Receipt: 4.6 oC
Cooler 1 Therm Corr. Factor: NA oC
Cooler 1 Corrected Temp: NA oC
Comments:
Temp Cooler 1 → 4.6
Temp Cooler 2 → 3.8

Trip Blank Received: Y N (NA)
HCL MeOH TSP Other

Non Conformance(s): YES / (NO)

Page: 1 of: 2

Relinquished by/Company: (Signature)	Date/Time:	Received by/Company: (Signature)	Date/Time:
	10/19/21 1630		10-19-21 1630
Relinquished by/Company: (Signature)	Date/Time:	Received by/Company: (Signature)	Date/Time:
Relinquished by/Company: (Signature)	Date/Time:	Received by/Company: (Signature)	Date/Time:

MTJL LAB USE ONLY
Table #:
Acctnum:
Template:
Prelogin:
PM:
PB:

CHAIN-OF-CUSTODY Analytical Request Document

Pace Analytical®

Chain-of-Custody is a LEGAL DOCUMENT - Complete all relevent fields

LAB USE ONLY- Affix Workorder/Login Label Here or List Pace Workorder Number or MTJL Log-in Number Here

ALL SHADED AREAS are for LAB USE ONLY

Company: TRC Env.	Billing Information:
Address: 708 Heartland Tr. Ste. 3000	
Report To: Andy Stehn	Email To: AStehn@trccompanies.com
Copy To:	Site Collection Info/Address: Madison Kipp
Customer Project Name/Number: 419610.000002.00001	State: WI County/City: Dane/Madison Time Zone Collected: [ ] PT [ ] MT [X] CT [ ] ET
Phone: 608-234-7374 Email:	Site/Facility ID #: Madison Kipp Corp. Compliance Monitoring? [ ] Yes [ ] No
Collected By (print): Wesley Bragg	Purchase Order #: 162363 Quote #: DW PWS ID #: DW Location Code:
Collected By (Signature):	Turnaround Date Required: Immediately Packed on Ice: [X] Yes [ ] No
Sample Disposal: [ ] Dispose as appropriate [ ] Return [ ] Archive: [ ] Hold:	Rush: [ ] Same Day [ ] Next Day [ ] 2 Day [ ] 3 Day [ ] 4 Day [ ] 5 Day (Expedite Charges Apply) Field Filtered (if applicable): [ ] Yes [X] No Analysis:

Container Preservative Type ** | Lab Project Manager:

3 U U U

** Preservative Types: (1) nitric acid, (2) sulfuric acid, (3) hydrochloric acid, (4) sodium hydroxide, (5) zinc acetate, (6) methanol, (7) sodium bisulfate, (8) sodium thiosulfate, (9) hexane, (A) ascorbic acid, (B) ammonium sulfate, (C) ammonium hydroxide, (D) TSP, (U) Unpreserved, (O) Other _____

* Matrix Codes (Insert in Matrix box below): Drinking Water (DW), Ground Water (GW), Wastewater (WW), Product (P), Soil/Solid (SL), Oil (OL), Wipe (WP), Air (AR), Tissue (TS), Bioassay (B), Vapor (V), Other (OT)

Customer Sample ID	Matrix *	Comp / Grab	Collected (or Composite Start) Date	Collected (or Composite Start) Time	Composite End Date	Composite End Time	Res Cl	# of Ctns	VOCs	PCBs	TDS	TSS						Lab Sample # / Comments
MW-28-202110	GW	G	10/19/21	1408				3	X	X	X	X	JL	10-20-21			10	Rec'd PCB/TDS/TSS vol
MW-29S-202110	GW	G	10/18/21	1220				8		X	X	X					11	MS/MSD / Lab Dup vol
MW-29D-202110	GW	G	10/18/21	1504				4		X	X	X					12	
DUP-03-202110	GW	G	10/19/21	—				3	X								13	one labeled MW-35
DUP-04-202110	GW	G	10/19/21	—				3	X								14	
DUP-02-202110	GW	G	10/18/21	—				3	X								15	
MW-2D-202110	GW	G	10/15/21	1550				3	X								16	sample on 10/15/21 COC as well BUT not dropped @ lab w/ other samples.

Lab Profile/Line:

Lab Sample Receipt Checklist:

Custody Seals Present/Intact	Y	N	NA
Custody Signatures Present	Y	N	NA
Collector Signature Present	(Y)	N	NA
Bottles Intact	(Y)	N	NA
Correct Bottles	(Y)	N	NA
Sufficient Volume	(Y)	N	NA
Samples Received on Ice	(Y)	N	NA
VOA - Headspace Acceptable	(Y)	N	NA
USDA Regulated Soils	Y	(N)	NA
Samples in Holding Time	Y	N	(NA)
Residual Chlorine Present	Y	N	(NA)
Cl Strips: NA			
Sample pH Acceptable	Y	N	(NA)
pH Strips: NA			
Sulfide Present	Y	N	(NA)
Lead Acetate Strips: NA			

LAB USE ONLY:
Lab Sample # / Comments:

Customer Remarks / Special Conditions / Possible Hazards:

Type of Ice Used: (Wet) Blue Dry None

Packing Material Used:

Radchem sample(s) screened (<500 cpm): Y N (NA)

SHORT HOLDS PRESENT (<72 hours): Y N N/A

Lab Tracking #: 2659486

Samples received via: FEDEX UPS Client Courier Pace Courier

Lab Sample Temperature Info:
Temp Blank Received: (Y) N NA Exp
Therm ID#: 160142274 12/17/21
Cooler 1 Temp Upon Receipt: 3.6 oC
Cooler 1 Therm Corr. Factor: NA oC
Cooler 1 Corrected Temp: NA oC
Comments:
Temp Cooler 1 → 4.6
Temp Cooler 2 → 3.8

Trip Blank Received: Y N (NA)
HCL MeOH TSP Other

Relinquished by/Company: (Signature)	Date/Time:	Received by/Company: (Signature)	Date/Time:
Wesley Bragg	10/19/21 1630	Jessica Cook	10-19-21 1630
Relinquished by/Company: (Signature)	Date/Time:	Received by/Company: (Signature)	Date/Time:
Relinquished by/Company: (Signature)	Date/Time:	Received by/Company: (Signature)	Date/Time:

MTJL LAB USE ONLY
Table #:
Acctnum:
Template:
Prelogin:
PM:
PB:

Non Conformance(s): YES / NO

Page: 2 of: 2

Pace Analytical Services, LLC
1241 Bellevue Street - Suite 9
Green Bay, WI 54302
(920)469-2436

November 02, 2021

Jessica Esser
Pace Analytical Madison
2525 Advance Road
Madison, WI 53718

RE: Project: A214209 MADISON KIPP CORP.
Pace Project No.: 40235555

Dear Jessica Esser:

Enclosed are the analytical results for sample(s) received by the laboratory on October 21, 2021. The results relate only to the samples included in this report. Results reported herein conform to the applicable TNI/NELAC Standards and the laboratory's Quality Manual, where applicable, unless otherwise noted in the body of the report.

The test results provided in this final report were generated by each of the following laboratories within the Pace Network:

- Pace Analytical Services - Green Bay

If you have any questions concerning this report, please feel free to contact me.

Sincerely,

Dan Milewsky
dan.milewsky@pacelabs.com
(920)469-2436
Project Manager

Enclosures

Pace Analytical Services, LLC
1241 Bellevue Street - Suite 9
Green Bay, WI 54302
(920)469-2436

CERTIFICATIONS

Project: A214209 MADISON KIPP CORP.
Pace Project No.: 40235555

Pace Analytical Services Green Bay
1241 Bellevue Street, Green Bay, WI 54302
Florida/NELAP Certification #: E87948
Illinois Certification #: 200050
Kentucky UST Certification #: 82
Louisiana Certification #: 04168
Minnesota Certification #: 055-999-334
New York Certification #: 12064
North Dakota Certification #: R-150
Virginia VELAP ID: 460263
South Carolina Certification #: 83006001
Texas Certification #: T104704529-14-1
Wisconsin Certification #: 405132750
Wisconsin DATCP Certification #: 105-444
USDA Soil Permit #: P330-16-00157
Federal Fish & Wildlife Permit #: LE51774A-0

REPORT OF LABORATORY ANALYSIS

This report shall not be reproduced, except in full,
without the written consent of Pace Analytical Services, LLC.

Pace Analytical Services, LLC
1241 Bellevue Street - Suite 9
Green Bay, WI 54302
(920)469-2436

SAMPLE SUMMARY

Project: A214209 MADISON KIPP CORP.
Pace Project No.: 40235555

Lab ID	Sample ID	Matrix	Date Collected	Date Received
40235555001	**MW-1-202110**	Water	10/18/21 14:38	10/21/21 08:00
40235555002	**MW-3S-202110**	Water	10/19/21 10:23	10/21/21 08:00
40235555003	**MW-3D-202110**	Water	10/19/21 13:01	10/21/21 08:00
40235555004	**MW-3D2-202110**	Water	10/19/21 12:02	10/21/21 08:00
40235555005	**MW-3D3-202110**	Water	10/19/21 10:11	10/21/21 08:00
40235555006	**MW-9D-202110**	Water	10/18/21 12:11	10/21/21 08:00
40235555007	**MW-9D2-202110**	Water	10/18/21 11:14	10/21/21 08:00
40235555008	**MW-11S-202110**	Water	10/18/21 16:56	10/21/21 08:00
40235555009	**FB-01-202110**	Water	10/19/21 15:00	10/21/21 08:00
40235555010	**MW-28-202110**	Water	10/19/21 14:08	10/21/21 08:00
40235555011	**MW-29S-202110**	Water	10/18/21 12:20	10/21/21 08:00
40235555012	**MW-29D-202110**	Water	10/18/21 15:04	10/21/21 08:00
40235555013	**DUP-03-202110**	Water	10/19/21 00:00	10/21/21 08:00
40235555014	**DUP-04-202110**	Water	10/19/21 00:00	10/21/21 08:00
40235555015	**DUP-02-202110**	Water	10/18/21 00:00	10/21/21 08:00
40235555016	**MW-2D-202110**	Water	10/15/21 15:50	10/21/21 08:00

This report shall not be reproduced, except in full,
without the written consent of Pace Analytical Services, LLC.

Pace Analytical Services, LLC
1241 Bellevue Street - Suite 9
Green Bay, WI 54302
(920)469-2436

SAMPLE ANALYTE COUNT

Project: A214209 MADISON KIPP CORP.
Pace Project No.: 40235555

Lab ID	Sample ID	Method	Analysts	Analytes Reported
40235555001	**MW-1-202110**	EPA 8260	JAV	73
40235555002	**MW-3S-202110**	EPA 8260	JAV	73
40235555003	**MW-3D-202110**	EPA 8260	JAV	73
		SM 2540C	HNT	1
		SM 2540D	HNT	1
40235555004	**MW-3D2-202110**	EPA 8260	JAV	73
40235555005	**MW-3D3-202110**	EPA 8260	JAV	73
40235555006	**MW-9D-202110**	EPA 8260	JAV	73
40235555007	**MW-9D2-202110**	EPA 8260	JAV	73
40235555008	**MW-11S-202110**	SM 2540C	HNT	1
		SM 2540D	HNT	1
40235555009	**FB-01-202110**	EPA 8260	JAV	73
		SM 2540C	HNT	1
		SM 2540D	HNT	1
40235555010	**MW-28-202110**	EPA 8260	JAV	73
		SM 2540C	HNT	1
		SM 2540D	HNT	1
40235555011	**MW-29S-202110**	SM 2540C	HNT	1
		SM 2540D	HNT	1
40235555012	**MW-29D-202110**	SM 2540C	HNT	1
		SM 2540D	HNT	1
40235555013	**DUP-03-202110**	EPA 8260	JAV	73
40235555014	**DUP-04-202110**	EPA 8260	JAV	73
40235555015	**DUP-02-202110**	EPA 8260	JAV	73
40235555016	**MW-2D-202110**	EPA 8260	JAV	73

PASI-G = Pace Analytical Services - Green Bay

This report shall not be reproduced, except in full,
without the written consent of Pace Analytical Services, LLC.

Pace Analytical Services, LLC
1241 Bellevue Street - Suite 9
Green Bay, WI 54302
(920)469-2436

ANALYTICAL RESULTS

Project: A214209 MADISON KIPP CORP.
Pace Project No.: 40235555

Sample: MW-1-202110 **Lab ID: 40235555001** Collected: 10/18/21 14:38 Received: 10/21/21 08:00 Matrix: Water

Parameters	Results	Units	LOQ	LOD	DF	Prepared	Analyzed	CAS No.	Qual
8260 MSV	Analytical Method: EPA 8260 Pace Analytical Services - Green Bay								
1,1,1,2-Tetrachloroethane	**<0.36**	ug/L	1.0	0.36	1		10/22/21 14:27	630-20-6	
1,1,1-Trichloroethane	**<0.30**	ug/L	1.0	0.30	1		10/22/21 14:27	71-55-6	
1,1,2,2-Tetrachloroethane	**<0.38**	ug/L	1.0	0.38	1		10/22/21 14:27	79-34-5	
1,1,2-Trichloroethane	**<0.34**	ug/L	5.0	0.34	1		10/22/21 14:27	79-00-5	
1,1,2-Trichlorotrifluoroethane	**<0.38**	ug/L	5.0	0.38	1		10/22/21 14:27	76-13-1	
1,1-Dichloroethane	**<0.30**	ug/L	1.0	0.30	1		10/22/21 14:27	75-34-3	
1,1-Dichloroethene	**<0.58**	ug/L	1.0	0.58	1		10/22/21 14:27	75-35-4	
1,1-Dichloropropene	**<0.41**	ug/L	1.0	0.41	1		10/22/21 14:27	563-58-6	
1,2,3-Trichlorobenzene	**<1.0**	ug/L	5.0	1.0	1		10/22/21 14:27	87-61-6	
1,2,3-Trichloropropane	**<0.56**	ug/L	5.0	0.56	1		10/22/21 14:27	96-18-4	
1,2,4-Trichlorobenzene	**<0.95**	ug/L	5.0	0.95	1		10/22/21 14:27	120-82-1	
1,2,4-Trimethylbenzene	**<0.45**	ug/L	1.0	0.45	1		10/22/21 14:27	95-63-6	
1,2-Dibromo-3-chloropropane	**<2.4**	ug/L	5.0	2.4	1		10/22/21 14:27	96-12-8	
1,2-Dibromoethane (EDB)	**<0.31**	ug/L	1.0	0.31	1		10/22/21 14:27	106-93-4	
1,2-Dichlorobenzene	**<0.33**	ug/L	1.0	0.33	1		10/22/21 14:27	95-50-1	
1,2-Dichloroethane	**<0.29**	ug/L	1.0	0.29	1		10/22/21 14:27	107-06-2	
1,2-Dichloropropane	**<0.45**	ug/L	1.0	0.45	1		10/22/21 14:27	78-87-5	
1,3,5-Trimethylbenzene	**<0.36**	ug/L	1.0	0.36	1		10/22/21 14:27	108-67-8	
1,3-Dichlorobenzene	**<0.35**	ug/L	1.0	0.35	1		10/22/21 14:27	541-73-1	
1,3-Dichloropropane	**<0.30**	ug/L	1.0	0.30	1		10/22/21 14:27	142-28-9	
1,4-Dichlorobenzene	**<0.89**	ug/L	1.0	0.89	1		10/22/21 14:27	106-46-7	
2,2-Dichloropropane	**<4.2**	ug/L	5.0	4.2	1		10/22/21 14:27	594-20-7	
2-Butanone (MEK)	**<6.5**	ug/L	25.0	6.5	1		10/22/21 14:27	78-93-3	
2-Chlorotoluene	**<0.89**	ug/L	5.0	0.89	1		10/22/21 14:27	95-49-8	
2-Hexanone	**<6.3**	ug/L	25.0	6.3	1		10/22/21 14:27	591-78-6	
4-Chlorotoluene	**<0.89**	ug/L	5.0	0.89	1		10/22/21 14:27	106-43-4	
4-Methyl-2-pentanone (MIBK)	**<6.0**	ug/L	25.0	6.0	1		10/22/21 14:27	108-10-1	
Acetone	**<8.6**	ug/L	25.0	8.6	1		10/22/21 14:27	67-64-1	
Benzene	**<0.30**	ug/L	1.0	0.30	1		10/22/21 14:27	71-43-2	
Bromobenzene	**<0.36**	ug/L	1.0	0.36	1		10/22/21 14:27	108-86-1	
Bromochloromethane	**<0.36**	ug/L	5.0	0.36	1		10/22/21 14:27	74-97-5	
Bromodichloromethane	**<0.42**	ug/L	1.0	0.42	1		10/22/21 14:27	75-27-4	
Bromoform	**<3.8**	ug/L	5.0	3.8	1		10/22/21 14:27	75-25-2	
Bromomethane	**<1.2**	ug/L	5.0	1.2	1		10/22/21 14:27	74-83-9	
Carbon disulfide	**<1.1**	ug/L	5.0	1.1	1		10/22/21 14:27	75-15-0	
Carbon tetrachloride	**<0.37**	ug/L	1.0	0.37	1		10/22/21 14:27	56-23-5	
Chlorobenzene	**<0.86**	ug/L	1.0	0.86	1		10/22/21 14:27	108-90-7	
Chloroethane	**<1.4**	ug/L	5.0	1.4	1		10/22/21 14:27	75-00-3	
Chloroform	**<1.2**	ug/L	5.0	1.2	1		10/22/21 14:27	67-66-3	
Chloromethane	**<1.6**	ug/L	5.0	1.6	1		10/22/21 14:27	74-87-3	
Dibromochloromethane	**<2.6**	ug/L	5.0	2.6	1		10/22/21 14:27	124-48-1	
Dibromomethane	**<0.99**	ug/L	5.0	0.99	1		10/22/21 14:27	74-95-3	
Dichlorodifluoromethane	**<0.46**	ug/L	5.0	0.46	1		10/22/21 14:27	75-71-8	
Diisopropyl ether	**<1.1**	ug/L	5.0	1.1	1		10/22/21 14:27	108-20-3	
Ethylbenzene	**<0.33**	ug/L	1.0	0.33	1		10/22/21 14:27	100-41-4	

REPORT OF LABORATORY ANALYSIS

This report shall not be reproduced, except in full,
without the written consent of Pace Analytical Services, LLC.

Pace Analytical Services, LLC
1241 Bellevue Street - Suite 9
Green Bay, WI 54302
(920)469-2436

ANALYTICAL RESULTS

Project: A214209 MADISON KIPP CORP.
Pace Project No.: 40235555

Sample: MW-1-202110 **Lab ID: 40235555001** Collected: 10/18/21 14:38 Received: 10/21/21 08:00 Matrix: Water

Parameters	Results	Units	LOQ	LOD	DF	Prepared	Analyzed	CAS No.	Qual
8260 MSV	Analytical Method: EPA 8260 Pace Analytical Services - Green Bay								
Hexachloro-1,3-butadiene	**<2.7**	ug/L	5.0	2.7	1		10/22/21 14:27	87-68-3	
Isopropylbenzene (Cumene)	**<1.0**	ug/L	5.0	1.0	1		10/22/21 14:27	98-82-8	
Methyl-tert-butyl ether	**<1.1**	ug/L	5.0	1.1	1		10/22/21 14:27	1634-04-4	
Methylene Chloride	**<0.32**	ug/L	5.0	0.32	1		10/22/21 14:27	75-09-2	
Naphthalene	**<1.1**	ug/L	5.0	1.1	1		10/22/21 14:27	91-20-3	
Styrene	**<0.36**	ug/L	1.0	0.36	1		10/22/21 14:27	100-42-5	
Tetrachloroethene	**5.9**	ug/L	1.0	0.41	1		10/22/21 14:27	127-18-4	
Tetrahydrofuran	**<2.4**	ug/L	25.0	2.4	1		10/22/21 14:27	109-99-9	
Toluene	**<0.29**	ug/L	1.0	0.29	1		10/22/21 14:27	108-88-3	
Trichloroethene	**7.5**	ug/L	1.0	0.32	1		10/22/21 14:27	79-01-6	
Trichlorofluoromethane	**<0.42**	ug/L	1.0	0.42	1		10/22/21 14:27	75-69-4	
Vinyl chloride	**0.24J**	ug/L	1.0	0.17	1		10/22/21 14:27	75-01-4	
Xylene (Total)	**<1.0**	ug/L	3.0	1.0	1		10/22/21 14:27	1330-20-7	
cis-1,2-Dichloroethene	**13.0**	ug/L	1.0	0.47	1		10/22/21 14:27	156-59-2	
cis-1,3-Dichloropropene	**<0.36**	ug/L	1.0	0.36	1		10/22/21 14:27	10061-01-5	
m&p-Xylene	**<0.70**	ug/L	2.0	0.70	1		10/22/21 14:27	179601-23-1	
n-Butylbenzene	**<0.86**	ug/L	1.0	0.86	1		10/22/21 14:27	104-51-8	
n-Hexane	**<1.5**	ug/L	5.0	1.5	1		10/22/21 14:27	110-54-3	
n-Propylbenzene	**<0.35**	ug/L	1.0	0.35	1		10/22/21 14:27	103-65-1	
o-Xylene	**<0.35**	ug/L	1.0	0.35	1		10/22/21 14:27	95-47-6	
p-Isopropyltoluene	**<1.0**	ug/L	5.0	1.0	1		10/22/21 14:27	99-87-6	
sec-Butylbenzene	**<0.42**	ug/L	1.0	0.42	1		10/22/21 14:27	135-98-8	
tert-Butylbenzene	**<0.59**	ug/L	1.0	0.59	1		10/22/21 14:27	98-06-6	
trans-1,2-Dichloroethene	**<0.53**	ug/L	1.0	0.53	1		10/22/21 14:27	156-60-5	
trans-1,3-Dichloropropene	**<3.5**	ug/L	5.0	3.5	1		10/22/21 14:27	10061-02-6	
Surrogates									
4-Bromofluorobenzene (S)	91	%	70-130		1		10/22/21 14:27	460-00-4	
1,2-Dichlorobenzene-d4 (S)	101	%	70-130		1		10/22/21 14:27	2199-69-1	
Toluene-d8 (S)	100	%	70-130		1		10/22/21 14:27	2037-26-5	

This report shall not be reproduced, except in full,
without the written consent of Pace Analytical Services, LLC.

Pace Analytical Services, LLC
1241 Bellevue Street - Suite 9
Green Bay, WI 54302
(920)469-2436

ANALYTICAL RESULTS

Project: A214209 MADISON KIPP CORP.
Pace Project No.: 40235555

Sample: MW-3S-202110 **Lab ID: 40235555002** Collected: 10/19/21 10:23 Received: 10/21/21 08:00 Matrix: Water

Parameters	Results	Units	LOQ	LOD	DF	Prepared	Analyzed	CAS No.	Qual
8260 MSV	Analytical Method: EPA 8260 Pace Analytical Services - Green Bay								
1,1,1,2-Tetrachloroethane	**<1.8**	ug/L	5.0	1.8	5		10/22/21 17:33	630-20-6	
1,1,1-Trichloroethane	**<1.5**	ug/L	5.0	1.5	5		10/22/21 17:33	71-55-6	
1,1,2,2-Tetrachloroethane	**<1.9**	ug/L	5.0	1.9	5		10/22/21 17:33	79-34-5	
1,1,2-Trichloroethane	**<1.7**	ug/L	25.0	1.7	5		10/22/21 17:33	79-00-5	
1,1,2-Trichlorotrifluoroethane	**<1.9**	ug/L	25.0	1.9	5		10/22/21 17:33	76-13-1	
1,1-Dichloroethane	**<1.5**	ug/L	5.0	1.5	5		10/22/21 17:33	75-34-3	
1,1-Dichloroethene	**<2.9**	ug/L	5.0	2.9	5		10/22/21 17:33	75-35-4	
1,1-Dichloropropene	**<2.1**	ug/L	5.0	2.1	5		10/22/21 17:33	563-58-6	
1,2,3-Trichlorobenzene	**<5.1**	ug/L	25.0	5.1	5		10/22/21 17:33	87-61-6	
1,2,3-Trichloropropane	**<2.8**	ug/L	25.0	2.8	5		10/22/21 17:33	96-18-4	
1,2,4-Trichlorobenzene	**<4.8**	ug/L	25.0	4.8	5		10/22/21 17:33	120-82-1	
1,2,4-Trimethylbenzene	**<2.2**	ug/L	5.0	2.2	5		10/22/21 17:33	95-63-6	
1,2-Dibromo-3-chloropropane	**<11.8**	ug/L	25.0	11.8	5		10/22/21 17:33	96-12-8	
1,2-Dibromoethane (EDB)	**<1.5**	ug/L	5.0	1.5	5		10/22/21 17:33	106-93-4	
1,2-Dichlorobenzene	**<1.6**	ug/L	5.0	1.6	5		10/22/21 17:33	95-50-1	
1,2-Dichloroethane	**<1.5**	ug/L	5.0	1.5	5		10/22/21 17:33	107-06-2	
1,2-Dichloropropane	**<2.2**	ug/L	5.0	2.2	5		10/22/21 17:33	78-87-5	
1,3,5-Trimethylbenzene	**<1.8**	ug/L	5.0	1.8	5		10/22/21 17:33	108-67-8	
1,3-Dichlorobenzene	**<1.8**	ug/L	5.0	1.8	5		10/22/21 17:33	541-73-1	
1,3-Dichloropropane	**<1.5**	ug/L	5.0	1.5	5		10/22/21 17:33	142-28-9	
1,4-Dichlorobenzene	**<4.5**	ug/L	5.0	4.5	5		10/22/21 17:33	106-46-7	
2,2-Dichloropropane	**<20.9**	ug/L	25.0	20.9	5		10/22/21 17:33	594-20-7	
2-Butanone (MEK)	**<32.6**	ug/L	125	32.6	5		10/22/21 17:33	78-93-3	
2-Chlorotoluene	**<4.4**	ug/L	25.0	4.4	5		10/22/21 17:33	95-49-8	
2-Hexanone	**<31.4**	ug/L	125	31.4	5		10/22/21 17:33	591-78-6	
4-Chlorotoluene	**<4.5**	ug/L	25.0	4.5	5		10/22/21 17:33	106-43-4	
4-Methyl-2-pentanone (MIBK)	**<29.8**	ug/L	125	29.8	5		10/22/21 17:33	108-10-1	
Acetone	**<43.2**	ug/L	125	43.2	5		10/22/21 17:33	67-64-1	
Benzene	**<1.5**	ug/L	5.0	1.5	5		10/22/21 17:33	71-43-2	
Bromobenzene	**<1.8**	ug/L	5.0	1.8	5		10/22/21 17:33	108-86-1	
Bromochloromethane	**<1.8**	ug/L	25.0	1.8	5		10/22/21 17:33	74-97-5	
Bromodichloromethane	**<2.1**	ug/L	5.0	2.1	5		10/22/21 17:33	75-27-4	
Bromoform	**<19.0**	ug/L	25.0	19.0	5		10/22/21 17:33	75-25-2	
Bromomethane	**<6.0**	ug/L	25.0	6.0	5		10/22/21 17:33	74-83-9	
Carbon disulfide	**<5.5**	ug/L	25.0	5.5	5		10/22/21 17:33	75-15-0	
Carbon tetrachloride	**<1.8**	ug/L	5.0	1.8	5		10/22/21 17:33	56-23-5	
Chlorobenzene	**<4.3**	ug/L	5.0	4.3	5		10/22/21 17:33	108-90-7	
Chloroethane	**<6.9**	ug/L	25.0	6.9	5		10/22/21 17:33	75-00-3	
Chloroform	**<5.9**	ug/L	25.0	5.9	5		10/22/21 17:33	67-66-3	
Chloromethane	**<8.2**	ug/L	25.0	8.2	5		10/22/21 17:33	74-87-3	
Dibromochloromethane	**<13.2**	ug/L	25.0	13.2	5		10/22/21 17:33	124-48-1	
Dibromomethane	**<5.0**	ug/L	25.0	5.0	5		10/22/21 17:33	74-95-3	
Dichlorodifluoromethane	**<2.3**	ug/L	25.0	2.3	5		10/22/21 17:33	75-71-8	
Diisopropyl ether	**<5.5**	ug/L	25.0	5.5	5		10/22/21 17:33	108-20-3	
Ethylbenzene	**<1.6**	ug/L	5.0	1.6	5		10/22/21 17:33	100-41-4	

REPORT OF LABORATORY ANALYSIS

This report shall not be reproduced, except in full,
without the written consent of Pace Analytical Services, LLC.

Pace Analytical Services, LLC
1241 Bellevue Street - Suite 9
Green Bay, WI 54302
(920)469-2436

ANALYTICAL RESULTS

Project: A214209 MADISON KIPP CORP.
Pace Project No.: 40235555

Sample: MW-3S-202110 **Lab ID: 40235555002** Collected: 10/19/21 10:23 Received: 10/21/21 08:00 Matrix: Water

Parameters	Results	Units	LOQ	LOD	DF	Prepared	Analyzed	CAS No.	Qual
8260 MSV	Analytical Method: EPA 8260 Pace Analytical Services - Green Bay								
Hexachloro-1,3-butadiene	**<13.7**	ug/L	25.0	13.7	5		10/22/21 17:33	87-68-3	
Isopropylbenzene (Cumene)	**<5.0**	ug/L	25.0	5.0	5		10/22/21 17:33	98-82-8	
Methyl-tert-butyl ether	**<5.6**	ug/L	25.0	5.6	5		10/22/21 17:33	1634-04-4	
Methylene Chloride	**<1.6**	ug/L	25.0	1.6	5		10/22/21 17:33	75-09-2	
Naphthalene	**<5.6**	ug/L	25.0	5.6	5		10/22/21 17:33	91-20-3	
Styrene	**<1.8**	ug/L	5.0	1.8	5		10/22/21 17:33	100-42-5	
Tetrachloroethene	**784**	ug/L	5.0	2.0	5		10/22/21 17:33	127-18-4	
Tetrahydrofuran	**<12.1**	ug/L	125	12.1	5		10/22/21 17:33	109-99-9	
Toluene	**<1.4**	ug/L	5.0	1.4	5		10/22/21 17:33	108-88-3	
Trichloroethene	**45.5**	ug/L	5.0	1.6	5		10/22/21 17:33	79-01-6	
Trichlorofluoromethane	**<2.1**	ug/L	5.0	2.1	5		10/22/21 17:33	75-69-4	
Vinyl chloride	**<0.87**	ug/L	5.0	0.87	5		10/22/21 17:33	75-01-4	
Xylene (Total)	**<5.2**	ug/L	15.0	5.2	5		10/22/21 17:33	1330-20-7	
cis-1,2-Dichloroethene	**9.1**	ug/L	5.0	2.4	5		10/22/21 17:33	156-59-2	
cis-1,3-Dichloropropene	**<1.8**	ug/L	5.0	1.8	5		10/22/21 17:33	10061-01-5	
m&p-Xylene	**<3.5**	ug/L	10.0	3.5	5		10/22/21 17:33	179601-23-1	
n-Butylbenzene	**<4.3**	ug/L	5.0	4.3	5		10/22/21 17:33	104-51-8	
n-Hexane	**<7.3**	ug/L	25.0	7.3	5		10/22/21 17:33	110-54-3	
n-Propylbenzene	**<1.7**	ug/L	5.0	1.7	5		10/22/21 17:33	103-65-1	
o-Xylene	**<1.7**	ug/L	5.0	1.7	5		10/22/21 17:33	95-47-6	
p-Isopropyltoluene	**<5.2**	ug/L	25.0	5.2	5		10/22/21 17:33	99-87-6	
sec-Butylbenzene	**<2.1**	ug/L	5.0	2.1	5		10/22/21 17:33	135-98-8	
tert-Butylbenzene	**<2.9**	ug/L	5.0	2.9	5		10/22/21 17:33	98-06-6	
trans-1,2-Dichloroethene	**<2.6**	ug/L	5.0	2.6	5		10/22/21 17:33	156-60-5	
trans-1,3-Dichloropropene	**<17.3**	ug/L	25.0	17.3	5		10/22/21 17:33	10061-02-6	
Surrogates									
4-Bromofluorobenzene (S)	95	%	70-130		5		10/22/21 17:33	460-00-4	
1,2-Dichlorobenzene-d4 (S)	102	%	70-130		5		10/22/21 17:33	2199-69-1	
Toluene-d8 (S)	99	%	70-130		5		10/22/21 17:33	2037-26-5	

REPORT OF LABORATORY ANALYSIS

This report shall not be reproduced, except in full,
without the written consent of Pace Analytical Services, LLC.

Pace Analytical Services, LLC
1241 Bellevue Street - Suite 9
Green Bay, WI 54302
(920)469-2436

ANALYTICAL RESULTS

Project: A214209 MADISON KIPP CORP.
Pace Project No.: 40235555

Sample: MW-3D-202110 **Lab ID: 40235555003** Collected: 10/19/21 13:01 Received: 10/21/21 08:00 Matrix: Water

Parameters	Results	Units	LOQ	LOD	DF	Prepared	Analyzed	CAS No.	Qual
8260 MSV	Analytical Method: EPA 8260 Pace Analytical Services - Green Bay								
1,1,1,2-Tetrachloroethane	**<3.6**	ug/L	10.0	3.6	10		10/22/21 16:54	630-20-6	
1,1,1-Trichloroethane	**<3.0**	ug/L	10.0	3.0	10		10/22/21 16:54	71-55-6	
1,1,2,2-Tetrachloroethane	**<3.8**	ug/L	10.0	3.8	10		10/22/21 16:54	79-34-5	
1,1,2-Trichloroethane	**<3.4**	ug/L	50.0	3.4	10		10/22/21 16:54	79-00-5	
1,1,2-Trichlorotrifluoroethane	**<3.8**	ug/L	50.0	3.8	10		10/22/21 16:54	76-13-1	
1,1-Dichloroethane	**<3.0**	ug/L	10.0	3.0	10		10/22/21 16:54	75-34-3	
1,1-Dichloroethene	**<5.8**	ug/L	10.0	5.8	10		10/22/21 16:54	75-35-4	
1,1-Dichloropropene	**<4.1**	ug/L	10.0	4.1	10		10/22/21 16:54	563-58-6	
1,2,3-Trichlorobenzene	**<10.2**	ug/L	50.0	10.2	10		10/22/21 16:54	87-61-6	
1,2,3-Trichloropropane	**<5.6**	ug/L	50.0	5.6	10		10/22/21 16:54	96-18-4	
1,2,4-Trichlorobenzene	**<9.5**	ug/L	50.0	9.5	10		10/22/21 16:54	120-82-1	
1,2,4-Trimethylbenzene	**<4.5**	ug/L	10.0	4.5	10		10/22/21 16:54	95-63-6	
1,2-Dibromo-3-chloropropane	**<23.7**	ug/L	50.0	23.7	10		10/22/21 16:54	96-12-8	
1,2-Dibromoethane (EDB)	**<3.1**	ug/L	10.0	3.1	10		10/22/21 16:54	106-93-4	
1,2-Dichlorobenzene	**<3.3**	ug/L	10.0	3.3	10		10/22/21 16:54	95-50-1	
1,2-Dichloroethane	**<2.9**	ug/L	10.0	2.9	10		10/22/21 16:54	107-06-2	
1,2-Dichloropropane	**<4.5**	ug/L	10.0	4.5	10		10/22/21 16:54	78-87-5	
1,3,5-Trimethylbenzene	**<3.6**	ug/L	10.0	3.6	10		10/22/21 16:54	108-67-8	
1,3-Dichlorobenzene	**<3.5**	ug/L	10.0	3.5	10		10/22/21 16:54	541-73-1	
1,3-Dichloropropane	**<3.0**	ug/L	10.0	3.0	10		10/22/21 16:54	142-28-9	
1,4-Dichlorobenzene	**<8.9**	ug/L	10.0	8.9	10		10/22/21 16:54	106-46-7	
2,2-Dichloropropane	**<41.8**	ug/L	50.0	41.8	10		10/22/21 16:54	594-20-7	
2-Butanone (MEK)	**<65.2**	ug/L	250	65.2	10		10/22/21 16:54	78-93-3	
2-Chlorotoluene	**<8.9**	ug/L	50.0	8.9	10		10/22/21 16:54	95-49-8	
2-Hexanone	**<62.8**	ug/L	250	62.8	10		10/22/21 16:54	591-78-6	
4-Chlorotoluene	**<8.9**	ug/L	50.0	8.9	10		10/22/21 16:54	106-43-4	
4-Methyl-2-pentanone (MIBK)	**<59.5**	ug/L	250	59.5	10		10/22/21 16:54	108-10-1	
Acetone	**<86.4**	ug/L	250	86.4	10		10/22/21 16:54	67-64-1	
Benzene	**<3.0**	ug/L	10.0	3.0	10		10/22/21 16:54	71-43-2	
Bromobenzene	**<3.6**	ug/L	10.0	3.6	10		10/22/21 16:54	108-86-1	
Bromochloromethane	**<3.6**	ug/L	50.0	3.6	10		10/22/21 16:54	74-97-5	
Bromodichloromethane	**<4.2**	ug/L	10.0	4.2	10		10/22/21 16:54	75-27-4	
Bromoform	**<38.0**	ug/L	50.0	38.0	10		10/22/21 16:54	75-25-2	
Bromomethane	**<11.9**	ug/L	50.0	11.9	10		10/22/21 16:54	74-83-9	
Carbon disulfide	**<11.0**	ug/L	50.0	11.0	10		10/22/21 16:54	75-15-0	
Carbon tetrachloride	**<3.7**	ug/L	10.0	3.7	10		10/22/21 16:54	56-23-5	
Chlorobenzene	**<8.6**	ug/L	10.0	8.6	10		10/22/21 16:54	108-90-7	
Chloroethane	**<13.8**	ug/L	50.0	13.8	10		10/22/21 16:54	75-00-3	
Chloroform	**<11.8**	ug/L	50.0	11.8	10		10/22/21 16:54	67-66-3	
Chloromethane	**<16.4**	ug/L	50.0	16.4	10		10/22/21 16:54	74-87-3	
Dibromochloromethane	**<26.4**	ug/L	50.0	26.4	10		10/22/21 16:54	124-48-1	
Dibromomethane	**<9.9**	ug/L	50.0	9.9	10		10/22/21 16:54	74-95-3	
Dichlorodifluoromethane	**<4.6**	ug/L	50.0	4.6	10		10/22/21 16:54	75-71-8	
Diisopropyl ether	**<11.0**	ug/L	50.0	11.0	10		10/22/21 16:54	108-20-3	
Ethylbenzene	**<3.3**	ug/L	10.0	3.3	10		10/22/21 16:54	100-41-4	

This report shall not be reproduced, except in full,
without the written consent of Pace Analytical Services, LLC.

Pace Analytical Services, LLC
1241 Bellevue Street - Suite 9
Green Bay, WI 54302
(920)469-2436

ANALYTICAL RESULTS

Project: A214209 MADISON KIPP CORP.
Pace Project No.: 40235555

Sample: MW-3D-202110 **Lab ID: 40235555003** Collected: 10/19/21 13:01 Received: 10/21/21 08:00 Matrix: Water

Parameters	Results	Units	LOQ	LOD	DF	Prepared	Analyzed	CAS No.	Qual
8260 MSV	Analytical Method: EPA 8260								
	Pace Analytical Services - Green Bay								
Hexachloro-1,3-butadiene	**<27.4**	ug/L	50.0	27.4	10		10/22/21 16:54	87-68-3	
Isopropylbenzene (Cumene)	**<10.0**	ug/L	50.0	10.0	10		10/22/21 16:54	98-82-8	
Methyl-tert-butyl ether	**<11.3**	ug/L	50.0	11.3	10		10/22/21 16:54	1634-04-4	
Methylene Chloride	**<3.2**	ug/L	50.0	3.2	10		10/22/21 16:54	75-09-2	
Naphthalene	**<11.3**	ug/L	50.0	11.3	10		10/22/21 16:54	91-20-3	
Styrene	**<3.6**	ug/L	10.0	3.6	10		10/22/21 16:54	100-42-5	
Tetrachloroethene	**767**	ug/L	10.0	4.1	10		10/22/21 16:54	127-18-4	
Tetrahydrofuran	**<24.2**	ug/L	250	24.2	10		10/22/21 16:54	109-99-9	
Toluene	**<2.9**	ug/L	10.0	2.9	10		10/22/21 16:54	108-88-3	
Trichloroethene	**48.7**	ug/L	10.0	3.2	10		10/22/21 16:54	79-01-6	
Trichlorofluoromethane	**<4.2**	ug/L	10.0	4.2	10		10/22/21 16:54	75-69-4	
Vinyl chloride	**<1.7**	ug/L	10.0	1.7	10		10/22/21 16:54	75-01-4	
Xylene (Total)	**<10.5**	ug/L	30.0	10.5	10		10/22/21 16:54	1330-20-7	
cis-1,2-Dichloroethene	**44.3**	ug/L	10.0	4.7	10		10/22/21 16:54	156-59-2	
cis-1,3-Dichloropropene	**<3.6**	ug/L	10.0	3.6	10		10/22/21 16:54	10061-01-5	
m&p-Xylene	**<7.0**	ug/L	20.0	7.0	10		10/22/21 16:54	179601-23-1	
n-Butylbenzene	**<8.6**	ug/L	10.0	8.6	10		10/22/21 16:54	104-51-8	
n-Hexane	**<14.6**	ug/L	50.0	14.6	10		10/22/21 16:54	110-54-3	
n-Propylbenzene	**<3.5**	ug/L	10.0	3.5	10		10/22/21 16:54	103-65-1	
o-Xylene	**<3.5**	ug/L	10.0	3.5	10		10/22/21 16:54	95-47-6	
p-Isopropyltoluene	**<10.4**	ug/L	50.0	10.4	10		10/22/21 16:54	99-87-6	
sec-Butylbenzene	**<4.2**	ug/L	10.0	4.2	10		10/22/21 16:54	135-98-8	
tert-Butylbenzene	**<5.9**	ug/L	10.0	5.9	10		10/22/21 16:54	98-06-6	
trans-1,2-Dichloroethene	**<5.3**	ug/L	10.0	5.3	10		10/22/21 16:54	156-60-5	
trans-1,3-Dichloropropene	**<34.6**	ug/L	50.0	34.6	10		10/22/21 16:54	10061-02-6	
Surrogates									
4-Bromofluorobenzene (S)	93	%	70-130		10		10/22/21 16:54	460-00-4	
1,2-Dichlorobenzene-d4 (S)	100	%	70-130		10		10/22/21 16:54	2199-69-1	
Toluene-d8 (S)	101	%	70-130		10		10/22/21 16:54	2037-26-5	
2540C Total Dissolved Solids	Analytical Method: SM 2540C								
	Pace Analytical Services - Green Bay								
Total Dissolved Solids	**706**	mg/L	20.0	8.7	1		10/21/21 14:53		
2540D Total Suspended Solids	Analytical Method: SM 2540D								
	Pace Analytical Services - Green Bay								
Total Suspended Solids	**2.0**	mg/L	2.0	0.95	1		10/22/21 09:26		

REPORT OF LABORATORY ANALYSIS

This report shall not be reproduced, except in full,
without the written consent of Pace Analytical Services, LLC.

Pace Analytical Services, LLC
1241 Bellevue Street - Suite 9
Green Bay, WI 54302
(920)469-2436

ANALYTICAL RESULTS

Project: A214209 MADISON KIPP CORP.
Pace Project No.: 40235555

Sample: MW-3D2-202110 **Lab ID: 40235555004** Collected: 10/19/21 12:02 Received: 10/21/21 08:00 Matrix: Water

Parameters	Results	Units	LOQ	LOD	DF	Prepared	Analyzed	CAS No.	Qual
8260 MSV	Analytical Method: EPA 8260 Pace Analytical Services - Green Bay								
1,1,1,2-Tetrachloroethane	**<1.8**	ug/L	5.0	1.8	5		10/22/21 17:53	630-20-6	
1,1,1-Trichloroethane	**<1.5**	ug/L	5.0	1.5	5		10/22/21 17:53	71-55-6	
1,1,2,2-Tetrachloroethane	**<1.9**	ug/L	5.0	1.9	5		10/22/21 17:53	79-34-5	
1,1,2-Trichloroethane	**<1.7**	ug/L	25.0	1.7	5		10/22/21 17:53	79-00-5	
1,1,2-Trichlorotrifluoroethane	**<1.9**	ug/L	25.0	1.9	5		10/22/21 17:53	76-13-1	
1,1-Dichloroethane	**<1.5**	ug/L	5.0	1.5	5		10/22/21 17:53	75-34-3	
1,1-Dichloroethene	**<2.9**	ug/L	5.0	2.9	5		10/22/21 17:53	75-35-4	
1,1-Dichloropropene	**<2.1**	ug/L	5.0	2.1	5		10/22/21 17:53	563-58-6	
1,2,3-Trichlorobenzene	**<5.1**	ug/L	25.0	5.1	5		10/22/21 17:53	87-61-6	
1,2,3-Trichloropropane	**<2.8**	ug/L	25.0	2.8	5		10/22/21 17:53	96-18-4	
1,2,4-Trichlorobenzene	**<4.8**	ug/L	25.0	4.8	5		10/22/21 17:53	120-82-1	
1,2,4-Trimethylbenzene	**<2.2**	ug/L	5.0	2.2	5		10/22/21 17:53	95-63-6	
1,2-Dibromo-3-chloropropane	**<11.8**	ug/L	25.0	11.8	5		10/22/21 17:53	96-12-8	
1,2-Dibromoethane (EDB)	**<1.5**	ug/L	5.0	1.5	5		10/22/21 17:53	106-93-4	
1,2-Dichlorobenzene	**<1.6**	ug/L	5.0	1.6	5		10/22/21 17:53	95-50-1	
1,2-Dichloroethane	**<1.5**	ug/L	5.0	1.5	5		10/22/21 17:53	107-06-2	
1,2-Dichloropropane	**<2.2**	ug/L	5.0	2.2	5		10/22/21 17:53	78-87-5	
1,3,5-Trimethylbenzene	**<1.8**	ug/L	5.0	1.8	5		10/22/21 17:53	108-67-8	
1,3-Dichlorobenzene	**<1.8**	ug/L	5.0	1.8	5		10/22/21 17:53	541-73-1	
1,3-Dichloropropane	**<1.5**	ug/L	5.0	1.5	5		10/22/21 17:53	142-28-9	
1,4-Dichlorobenzene	**<4.5**	ug/L	5.0	4.5	5		10/22/21 17:53	106-46-7	
2,2-Dichloropropane	**<20.9**	ug/L	25.0	20.9	5		10/22/21 17:53	594-20-7	
2-Butanone (MEK)	**<32.6**	ug/L	125	32.6	5		10/22/21 17:53	78-93-3	
2-Chlorotoluene	**<4.4**	ug/L	25.0	4.4	5		10/22/21 17:53	95-49-8	
2-Hexanone	**<31.4**	ug/L	125	31.4	5		10/22/21 17:53	591-78-6	
4-Chlorotoluene	**<4.5**	ug/L	25.0	4.5	5		10/22/21 17:53	106-43-4	
4-Methyl-2-pentanone (MIBK)	**<29.8**	ug/L	125	29.8	5		10/22/21 17:53	108-10-1	
Acetone	**<43.2**	ug/L	125	43.2	5		10/22/21 17:53	67-64-1	
Benzene	**<1.5**	ug/L	5.0	1.5	5		10/22/21 17:53	71-43-2	
Bromobenzene	**<1.8**	ug/L	5.0	1.8	5		10/22/21 17:53	108-86-1	
Bromochloromethane	**<1.8**	ug/L	25.0	1.8	5		10/22/21 17:53	74-97-5	
Bromodichloromethane	**<2.1**	ug/L	5.0	2.1	5		10/22/21 17:53	75-27-4	
Bromoform	**<19.0**	ug/L	25.0	19.0	5		10/22/21 17:53	75-25-2	
Bromomethane	**<6.0**	ug/L	25.0	6.0	5		10/22/21 17:53	74-83-9	
Carbon disulfide	**<5.5**	ug/L	25.0	5.5	5		10/22/21 17:53	75-15-0	
Carbon tetrachloride	**<1.8**	ug/L	5.0	1.8	5		10/22/21 17:53	56-23-5	
Chlorobenzene	**<4.3**	ug/L	5.0	4.3	5		10/22/21 17:53	108-90-7	
Chloroethane	**<6.9**	ug/L	25.0	6.9	5		10/22/21 17:53	75-00-3	
Chloroform	**<5.9**	ug/L	25.0	5.9	5		10/22/21 17:53	67-66-3	
Chloromethane	**<8.2**	ug/L	25.0	8.2	5		10/22/21 17:53	74-87-3	
Dibromochloromethane	**<13.2**	ug/L	25.0	13.2	5		10/22/21 17:53	124-48-1	
Dibromomethane	**<5.0**	ug/L	25.0	5.0	5		10/22/21 17:53	74-95-3	
Dichlorodifluoromethane	**<2.3**	ug/L	25.0	2.3	5		10/22/21 17:53	75-71-8	
Diisopropyl ether	**<5.5**	ug/L	25.0	5.5	5		10/22/21 17:53	108-20-3	
Ethylbenzene	**<1.6**	ug/L	5.0	1.6	5		10/22/21 17:53	100-41-4	

REPORT OF LABORATORY ANALYSIS

This report shall not be reproduced, except in full,
without the written consent of Pace Analytical Services, LLC.

Pace Analytical Services, LLC
1241 Bellevue Street - Suite 9
Green Bay, WI 54302
(920)469-2436

ANALYTICAL RESULTS

Project: A214209 MADISON KIPP CORP.
Pace Project No.: 40235555

Sample: MW-3D2-202110 **Lab ID: 40235555004** Collected: 10/19/21 12:02 Received: 10/21/21 08:00 Matrix: Water

Parameters	Results	Units	LOQ	LOD	DF	Prepared	Analyzed	CAS No.	Qual
8260 MSV	Analytical Method: EPA 8260 Pace Analytical Services - Green Bay								
Hexachloro-1,3-butadiene	**<13.7**	ug/L	25.0	13.7	5		10/22/21 17:53	87-68-3	
Isopropylbenzene (Cumene)	**<5.0**	ug/L	25.0	5.0	5		10/22/21 17:53	98-82-8	
Methyl-tert-butyl ether	**<5.6**	ug/L	25.0	5.6	5		10/22/21 17:53	1634-04-4	
Methylene Chloride	**<1.6**	ug/L	25.0	1.6	5		10/22/21 17:53	75-09-2	
Naphthalene	**<5.6**	ug/L	25.0	5.6	5		10/22/21 17:53	91-20-3	
Styrene	**<1.8**	ug/L	5.0	1.8	5		10/22/21 17:53	100-42-5	
Tetrachloroethene	**424**	ug/L	5.0	2.0	5		10/22/21 17:53	127-18-4	
Tetrahydrofuran	**<12.1**	ug/L	125	12.1	5		10/22/21 17:53	109-99-9	
Toluene	**<1.4**	ug/L	5.0	1.4	5		10/22/21 17:53	108-88-3	
Trichloroethene	**17.5**	ug/L	5.0	1.6	5		10/22/21 17:53	79-01-6	
Trichlorofluoromethane	**<2.1**	ug/L	5.0	2.1	5		10/22/21 17:53	75-69-4	
Vinyl chloride	**<0.87**	ug/L	5.0	0.87	5		10/22/21 17:53	75-01-4	
Xylene (Total)	**<5.2**	ug/L	15.0	5.2	5		10/22/21 17:53	1330-20-7	
cis-1,2-Dichloroethene	**19.9**	ug/L	5.0	2.4	5		10/22/21 17:53	156-59-2	
cis-1,3-Dichloropropene	**<1.8**	ug/L	5.0	1.8	5		10/22/21 17:53	10061-01-5	
m&p-Xylene	**<3.5**	ug/L	10.0	3.5	5		10/22/21 17:53	179601-23-1	
n-Butylbenzene	**<4.3**	ug/L	5.0	4.3	5		10/22/21 17:53	104-51-8	
n-Hexane	**<7.3**	ug/L	25.0	7.3	5		10/22/21 17:53	110-54-3	
n-Propylbenzene	**<1.7**	ug/L	5.0	1.7	5		10/22/21 17:53	103-65-1	
o-Xylene	**<1.7**	ug/L	5.0	1.7	5		10/22/21 17:53	95-47-6	
p-Isopropyltoluene	**<5.2**	ug/L	25.0	5.2	5		10/22/21 17:53	99-87-6	
sec-Butylbenzene	**<2.1**	ug/L	5.0	2.1	5		10/22/21 17:53	135-98-8	
tert-Butylbenzene	**<2.9**	ug/L	5.0	2.9	5		10/22/21 17:53	98-06-6	
trans-1,2-Dichloroethene	**<2.6**	ug/L	5.0	2.6	5		10/22/21 17:53	156-60-5	
trans-1,3-Dichloropropene	**<17.3**	ug/L	25.0	17.3	5		10/22/21 17:53	10061-02-6	
Surrogates									
4-Bromofluorobenzene (S)	94	%	70-130		5		10/22/21 17:53	460-00-4	
1,2-Dichlorobenzene-d4 (S)	100	%	70-130		5		10/22/21 17:53	2199-69-1	
Toluene-d8 (S)	100	%	70-130		5		10/22/21 17:53	2037-26-5	

REPORT OF LABORATORY ANALYSIS

This report shall not be reproduced, except in full,
without the written consent of Pace Analytical Services, LLC.

Pace Analytical Services, LLC
1241 Bellevue Street - Suite 9
Green Bay, WI 54302
(920)469-2436

ANALYTICAL RESULTS

Project: A214209 MADISON KIPP CORP.
Pace Project No.: 40235555

Sample: MW-3D3-202110 **Lab ID: 40235555005** Collected: 10/19/21 10:11 Received: 10/21/21 08:00 Matrix: Water

Parameters	Results	Units	LOQ	LOD	DF	Prepared	Analyzed	CAS No.	Qual
8260 MSV	Analytical Method: EPA 8260 Pace Analytical Services - Green Bay								
1,1,1,2-Tetrachloroethane	**<0.36**	ug/L	1.0	0.36	1		10/22/21 12:12	630-20-6	
1,1,1-Trichloroethane	**<0.30**	ug/L	1.0	0.30	1		10/22/21 12:12	71-55-6	
1,1,2,2-Tetrachloroethane	**<0.38**	ug/L	1.0	0.38	1		10/22/21 12:12	79-34-5	
1,1,2-Trichloroethane	**<0.34**	ug/L	5.0	0.34	1		10/22/21 12:12	79-00-5	
1,1,2-Trichlorotrifluoroethane	**<0.38**	ug/L	5.0	0.38	1		10/22/21 12:12	76-13-1	
1,1-Dichloroethane	**<0.30**	ug/L	1.0	0.30	1		10/22/21 12:12	75-34-3	
1,1-Dichloroethene	**<0.58**	ug/L	1.0	0.58	1		10/22/21 12:12	75-35-4	
1,1-Dichloropropene	**<0.41**	ug/L	1.0	0.41	1		10/22/21 12:12	563-58-6	
1,2,3-Trichlorobenzene	**<1.0**	ug/L	5.0	1.0	1		10/22/21 12:12	87-61-6	
1,2,3-Trichloropropane	**<0.56**	ug/L	5.0	0.56	1		10/22/21 12:12	96-18-4	
1,2,4-Trichlorobenzene	**<0.95**	ug/L	5.0	0.95	1		10/22/21 12:12	120-82-1	
1,2,4-Trimethylbenzene	**<0.45**	ug/L	1.0	0.45	1		10/22/21 12:12	95-63-6	
1,2-Dibromo-3-chloropropane	**<2.4**	ug/L	5.0	2.4	1		10/22/21 12:12	96-12-8	
1,2-Dibromoethane (EDB)	**<0.31**	ug/L	1.0	0.31	1		10/22/21 12:12	106-93-4	
1,2-Dichlorobenzene	**<0.33**	ug/L	1.0	0.33	1		10/22/21 12:12	95-50-1	
1,2-Dichloroethane	**<0.29**	ug/L	1.0	0.29	1		10/22/21 12:12	107-06-2	
1,2-Dichloropropane	**<0.45**	ug/L	1.0	0.45	1		10/22/21 12:12	78-87-5	
1,3,5-Trimethylbenzene	**<0.36**	ug/L	1.0	0.36	1		10/22/21 12:12	108-67-8	
1,3-Dichlorobenzene	**<0.35**	ug/L	1.0	0.35	1		10/22/21 12:12	541-73-1	
1,3-Dichloropropane	**<0.30**	ug/L	1.0	0.30	1		10/22/21 12:12	142-28-9	
1,4-Dichlorobenzene	**<0.89**	ug/L	1.0	0.89	1		10/22/21 12:12	106-46-7	
2,2-Dichloropropane	**<4.2**	ug/L	5.0	4.2	1		10/22/21 12:12	594-20-7	
2-Butanone (MEK)	**<6.5**	ug/L	25.0	6.5	1		10/22/21 12:12	78-93-3	
2-Chlorotoluene	**<0.89**	ug/L	5.0	0.89	1		10/22/21 12:12	95-49-8	
2-Hexanone	**<6.3**	ug/L	25.0	6.3	1		10/22/21 12:12	591-78-6	
4-Chlorotoluene	**<0.89**	ug/L	5.0	0.89	1		10/22/21 12:12	106-43-4	
4-Methyl-2-pentanone (MIBK)	**<6.0**	ug/L	25.0	6.0	1		10/22/21 12:12	108-10-1	
Acetone	**<8.6**	ug/L	25.0	8.6	1		10/22/21 12:12	67-64-1	
Benzene	**<0.30**	ug/L	1.0	0.30	1		10/22/21 12:12	71-43-2	
Bromobenzene	**<0.36**	ug/L	1.0	0.36	1		10/22/21 12:12	108-86-1	
Bromochloromethane	**<0.36**	ug/L	5.0	0.36	1		10/22/21 12:12	74-97-5	
Bromodichloromethane	**<0.42**	ug/L	1.0	0.42	1		10/22/21 12:12	75-27-4	
Bromoform	**<3.8**	ug/L	5.0	3.8	1		10/22/21 12:12	75-25-2	
Bromomethane	**<1.2**	ug/L	5.0	1.2	1		10/22/21 12:12	74-83-9	
Carbon disulfide	**<1.1**	ug/L	5.0	1.1	1		10/22/21 12:12	75-15-0	
Carbon tetrachloride	**<0.37**	ug/L	1.0	0.37	1		10/22/21 12:12	56-23-5	
Chlorobenzene	**<0.86**	ug/L	1.0	0.86	1		10/22/21 12:12	108-90-7	
Chloroethane	**<1.4**	ug/L	5.0	1.4	1		10/22/21 12:12	75-00-3	
Chloroform	**<1.2**	ug/L	5.0	1.2	1		10/22/21 12:12	67-66-3	
Chloromethane	**<1.6**	ug/L	5.0	1.6	1		10/22/21 12:12	74-87-3	
Dibromochloromethane	**<2.6**	ug/L	5.0	2.6	1		10/22/21 12:12	124-48-1	
Dibromomethane	**<0.99**	ug/L	5.0	0.99	1		10/22/21 12:12	74-95-3	
Dichlorodifluoromethane	**<0.46**	ug/L	5.0	0.46	1		10/22/21 12:12	75-71-8	
Diisopropyl ether	**<1.1**	ug/L	5.0	1.1	1		10/22/21 12:12	108-20-3	
Ethylbenzene	**<0.33**	ug/L	1.0	0.33	1		10/22/21 12:12	100-41-4	

This report shall not be reproduced, except in full,
without the written consent of Pace Analytical Services, LLC.

Pace Analytical Services, LLC
1241 Bellevue Street - Suite 9
Green Bay, WI 54302
(920)469-2436

ANALYTICAL RESULTS

Project: A214209 MADISON KIPP CORP.
Pace Project No.: 40235555

Sample: MW-3D3-202110 **Lab ID: 40235555005** Collected: 10/19/21 10:11 Received: 10/21/21 08:00 Matrix: Water

Parameters	Results	Units	LOQ	LOD	DF	Prepared	Analyzed	CAS No.	Qual
8260 MSV	Analytical Method: EPA 8260 Pace Analytical Services - Green Bay								
Hexachloro-1,3-butadiene	**<2.7**	ug/L	5.0	2.7	1		10/22/21 12:12	87-68-3	
Isopropylbenzene (Cumene)	**<1.0**	ug/L	5.0	1.0	1		10/22/21 12:12	98-82-8	
Methyl-tert-butyl ether	**<1.1**	ug/L	5.0	1.1	1		10/22/21 12:12	1634-04-4	
Methylene Chloride	**<0.32**	ug/L	5.0	0.32	1		10/22/21 12:12	75-09-2	
Naphthalene	**<1.1**	ug/L	5.0	1.1	1		10/22/21 12:12	91-20-3	
Styrene	**<0.36**	ug/L	1.0	0.36	1		10/22/21 12:12	100-42-5	
Tetrachloroethene	**<0.41**	ug/L	1.0	0.41	1		10/22/21 12:12	127-18-4	
Tetrahydrofuran	**<2.4**	ug/L	25.0	2.4	1		10/22/21 12:12	109-99-9	
Toluene	**<0.29**	ug/L	1.0	0.29	1		10/22/21 12:12	108-88-3	
Trichloroethene	**<0.32**	ug/L	1.0	0.32	1		10/22/21 12:12	79-01-6	
Trichlorofluoromethane	**<0.42**	ug/L	1.0	0.42	1		10/22/21 12:12	75-69-4	
Vinyl chloride	**<0.17**	ug/L	1.0	0.17	1		10/22/21 12:12	75-01-4	
Xylene (Total)	**<1.0**	ug/L	3.0	1.0	1		10/22/21 12:12	1330-20-7	
cis-1,2-Dichloroethene	**<0.47**	ug/L	1.0	0.47	1		10/22/21 12:12	156-59-2	
cis-1,3-Dichloropropene	**<0.36**	ug/L	1.0	0.36	1		10/22/21 12:12	10061-01-5	
m&p-Xylene	**<0.70**	ug/L	2.0	0.70	1		10/22/21 12:12	179601-23-1	
n-Butylbenzene	**<0.86**	ug/L	1.0	0.86	1		10/22/21 12:12	104-51-8	
n-Hexane	**<1.5**	ug/L	5.0	1.5	1		10/22/21 12:12	110-54-3	
n-Propylbenzene	**<0.35**	ug/L	1.0	0.35	1		10/22/21 12:12	103-65-1	
o-Xylene	**<0.35**	ug/L	1.0	0.35	1		10/22/21 12:12	95-47-6	
p-Isopropyltoluene	**<1.0**	ug/L	5.0	1.0	1		10/22/21 12:12	99-87-6	
sec-Butylbenzene	**<0.42**	ug/L	1.0	0.42	1		10/22/21 12:12	135-98-8	
tert-Butylbenzene	**<0.59**	ug/L	1.0	0.59	1		10/22/21 12:12	98-06-6	
trans-1,2-Dichloroethene	**<0.53**	ug/L	1.0	0.53	1		10/22/21 12:12	156-60-5	
trans-1,3-Dichloropropene	**<3.5**	ug/L	5.0	3.5	1		10/22/21 12:12	10061-02-6	
Surrogates									
4-Bromofluorobenzene (S)	92	%	70-130		1		10/22/21 12:12	460-00-4	
1,2-Dichlorobenzene-d4 (S)	100	%	70-130		1		10/22/21 12:12	2199-69-1	
Toluene-d8 (S)	101	%	70-130		1		10/22/21 12:12	2037-26-5	

REPORT OF LABORATORY ANALYSIS

This report shall not be reproduced, except in full,
without the written consent of Pace Analytical Services, LLC.

Pace Analytical Services, LLC
1241 Bellevue Street - Suite 9
Green Bay, WI 54302
(920)469-2436

ANALYTICAL RESULTS

Project: A214209 MADISON KIPP CORP.
Pace Project No.: 40235555

Sample: MW-9D-202110 **Lab ID: 40235555006** Collected: 10/18/21 12:11 Received: 10/21/21 08:00 Matrix: Water

Parameters	Results	Units	LOQ	LOD	DF	Prepared	Analyzed	CAS No.	Qual
8260 MSV	Analytical Method: EPA 8260 Pace Analytical Services - Green Bay								
1,1,1,2-Tetrachloroethane	**<0.36**	ug/L	1.0	0.36	1		10/22/21 14:46	630-20-6	
1,1,1-Trichloroethane	**<0.30**	ug/L	1.0	0.30	1		10/22/21 14:46	71-55-6	
1,1,2,2-Tetrachloroethane	**<0.38**	ug/L	1.0	0.38	1		10/22/21 14:46	79-34-5	
1,1,2-Trichloroethane	**<0.34**	ug/L	5.0	0.34	1		10/22/21 14:46	79-00-5	
1,1,2-Trichlorotrifluoroethane	**<0.38**	ug/L	5.0	0.38	1		10/22/21 14:46	76-13-1	
1,1-Dichloroethane	**<0.30**	ug/L	1.0	0.30	1		10/22/21 14:46	75-34-3	
1,1-Dichloroethene	**<0.58**	ug/L	1.0	0.58	1		10/22/21 14:46	75-35-4	
1,1-Dichloropropene	**<0.41**	ug/L	1.0	0.41	1		10/22/21 14:46	563-58-6	
1,2,3-Trichlorobenzene	**<1.0**	ug/L	5.0	1.0	1		10/22/21 14:46	87-61-6	
1,2,3-Trichloropropane	**<0.56**	ug/L	5.0	0.56	1		10/22/21 14:46	96-18-4	
1,2,4-Trichlorobenzene	**<0.95**	ug/L	5.0	0.95	1		10/22/21 14:46	120-82-1	
1,2,4-Trimethylbenzene	**<0.45**	ug/L	1.0	0.45	1		10/22/21 14:46	95-63-6	
1,2-Dibromo-3-chloropropane	**<2.4**	ug/L	5.0	2.4	1		10/22/21 14:46	96-12-8	
1,2-Dibromoethane (EDB)	**<0.31**	ug/L	1.0	0.31	1		10/22/21 14:46	106-93-4	
1,2-Dichlorobenzene	**<0.33**	ug/L	1.0	0.33	1		10/22/21 14:46	95-50-1	
1,2-Dichloroethane	**<0.29**	ug/L	1.0	0.29	1		10/22/21 14:46	107-06-2	
1,2-Dichloropropane	**<0.45**	ug/L	1.0	0.45	1		10/22/21 14:46	78-87-5	
1,3,5-Trimethylbenzene	**<0.36**	ug/L	1.0	0.36	1		10/22/21 14:46	108-67-8	
1,3-Dichlorobenzene	**<0.35**	ug/L	1.0	0.35	1		10/22/21 14:46	541-73-1	
1,3-Dichloropropane	**<0.30**	ug/L	1.0	0.30	1		10/22/21 14:46	142-28-9	
1,4-Dichlorobenzene	**<0.89**	ug/L	1.0	0.89	1		10/22/21 14:46	106-46-7	
2,2-Dichloropropane	**<4.2**	ug/L	5.0	4.2	1		10/22/21 14:46	594-20-7	
2-Butanone (MEK)	**<6.5**	ug/L	25.0	6.5	1		10/22/21 14:46	78-93-3	
2-Chlorotoluene	**<0.89**	ug/L	5.0	0.89	1		10/22/21 14:46	95-49-8	
2-Hexanone	**<6.3**	ug/L	25.0	6.3	1		10/22/21 14:46	591-78-6	
4-Chlorotoluene	**<0.89**	ug/L	5.0	0.89	1		10/22/21 14:46	106-43-4	
4-Methyl-2-pentanone (MIBK)	**<6.0**	ug/L	25.0	6.0	1		10/22/21 14:46	108-10-1	
Acetone	**<8.6**	ug/L	25.0	8.6	1		10/22/21 14:46	67-64-1	
Benzene	**<0.30**	ug/L	1.0	0.30	1		10/22/21 14:46	71-43-2	
Bromobenzene	**<0.36**	ug/L	1.0	0.36	1		10/22/21 14:46	108-86-1	
Bromochloromethane	**<0.36**	ug/L	5.0	0.36	1		10/22/21 14:46	74-97-5	
Bromodichloromethane	**<0.42**	ug/L	1.0	0.42	1		10/22/21 14:46	75-27-4	
Bromoform	**<3.8**	ug/L	5.0	3.8	1		10/22/21 14:46	75-25-2	
Bromomethane	**<1.2**	ug/L	5.0	1.2	1		10/22/21 14:46	74-83-9	
Carbon disulfide	**<1.1**	ug/L	5.0	1.1	1		10/22/21 14:46	75-15-0	
Carbon tetrachloride	**<0.37**	ug/L	1.0	0.37	1		10/22/21 14:46	56-23-5	
Chlorobenzene	**<0.86**	ug/L	1.0	0.86	1		10/22/21 14:46	108-90-7	
Chloroethane	**<1.4**	ug/L	5.0	1.4	1		10/22/21 14:46	75-00-3	
Chloroform	**<1.2**	ug/L	5.0	1.2	1		10/22/21 14:46	67-66-3	
Chloromethane	**<1.6**	ug/L	5.0	1.6	1		10/22/21 14:46	74-87-3	
Dibromochloromethane	**<2.6**	ug/L	5.0	2.6	1		10/22/21 14:46	124-48-1	
Dibromomethane	**<0.99**	ug/L	5.0	0.99	1		10/22/21 14:46	74-95-3	
Dichlorodifluoromethane	**<0.46**	ug/L	5.0	0.46	1		10/22/21 14:46	75-71-8	
Diisopropyl ether	**<1.1**	ug/L	5.0	1.1	1		10/22/21 14:46	108-20-3	
Ethylbenzene	**<0.33**	ug/L	1.0	0.33	1		10/22/21 14:46	100-41-4	

REPORT OF LABORATORY ANALYSIS

This report shall not be reproduced, except in full,
without the written consent of Pace Analytical Services, LLC.

Pace Analytical Services, LLC
1241 Bellevue Street - Suite 9
Green Bay, WI 54302
(920)469-2436

ANALYTICAL RESULTS

Project: A214209 MADISON KIPP CORP.
Pace Project No.: 40235555

Sample: MW-9D-202110 **Lab ID: 40235555006** Collected: 10/18/21 12:11 Received: 10/21/21 08:00 Matrix: Water

Parameters	Results	Units	LOQ	LOD	DF	Prepared	Analyzed	CAS No.	Qual
8260 MSV	Analytical Method: EPA 8260 Pace Analytical Services - Green Bay								
Hexachloro-1,3-butadiene	**<2.7**	ug/L	5.0	2.7	1		10/22/21 14:46	87-68-3	
Isopropylbenzene (Cumene)	**<1.0**	ug/L	5.0	1.0	1		10/22/21 14:46	98-82-8	
Methyl-tert-butyl ether	**<1.1**	ug/L	5.0	1.1	1		10/22/21 14:46	1634-04-4	
Methylene Chloride	**<0.32**	ug/L	5.0	0.32	1		10/22/21 14:46	75-09-2	
Naphthalene	**<1.1**	ug/L	5.0	1.1	1		10/22/21 14:46	91-20-3	
Styrene	**<0.36**	ug/L	1.0	0.36	1		10/22/21 14:46	100-42-5	
Tetrachloroethene	**<0.41**	ug/L	1.0	0.41	1		10/22/21 14:46	127-18-4	
Tetrahydrofuran	**<2.4**	ug/L	25.0	2.4	1		10/22/21 14:46	109-99-9	
Toluene	**<0.29**	ug/L	1.0	0.29	1		10/22/21 14:46	108-88-3	
Trichloroethene	**<0.32**	ug/L	1.0	0.32	1		10/22/21 14:46	79-01-6	
Trichlorofluoromethane	**<0.42**	ug/L	1.0	0.42	1		10/22/21 14:46	75-69-4	
Vinyl chloride	**<0.17**	ug/L	1.0	0.17	1		10/22/21 14:46	75-01-4	
Xylene (Total)	**<1.0**	ug/L	3.0	1.0	1		10/22/21 14:46	1330-20-7	
cis-1,2-Dichloroethene	**<0.47**	ug/L	1.0	0.47	1		10/22/21 14:46	156-59-2	
cis-1,3-Dichloropropene	**<0.36**	ug/L	1.0	0.36	1		10/22/21 14:46	10061-01-5	
m&p-Xylene	**<0.70**	ug/L	2.0	0.70	1		10/22/21 14:46	179601-23-1	
n-Butylbenzene	**<0.86**	ug/L	1.0	0.86	1		10/22/21 14:46	104-51-8	
n-Hexane	**<1.5**	ug/L	5.0	1.5	1		10/22/21 14:46	110-54-3	
n-Propylbenzene	**<0.35**	ug/L	1.0	0.35	1		10/22/21 14:46	103-65-1	
o-Xylene	**<0.35**	ug/L	1.0	0.35	1		10/22/21 14:46	95-47-6	
p-Isopropyltoluene	**<1.0**	ug/L	5.0	1.0	1		10/22/21 14:46	99-87-6	
sec-Butylbenzene	**<0.42**	ug/L	1.0	0.42	1		10/22/21 14:46	135-98-8	
tert-Butylbenzene	**<0.59**	ug/L	1.0	0.59	1		10/22/21 14:46	98-06-6	
trans-1,2-Dichloroethene	**<0.53**	ug/L	1.0	0.53	1		10/22/21 14:46	156-60-5	
trans-1,3-Dichloropropene	**<3.5**	ug/L	5.0	3.5	1		10/22/21 14:46	10061-02-6	
Surrogates									
4-Bromofluorobenzene (S)	93	%	70-130		1		10/22/21 14:46	460-00-4	
1,2-Dichlorobenzene-d4 (S)	101	%	70-130		1		10/22/21 14:46	2199-69-1	
Toluene-d8 (S)	100	%	70-130		1		10/22/21 14:46	2037-26-5	

This report shall not be reproduced, except in full,
without the written consent of Pace Analytical Services, LLC.

Pace Analytical Services, LLC
1241 Bellevue Street - Suite 9
Green Bay, WI 54302
(920)469-2436

ANALYTICAL RESULTS

Project: A214209 MADISON KIPP CORP.
Pace Project No.: 40235555

Sample: MW-9D2-202110 **Lab ID: 40235555007** Collected: 10/18/21 11:14 Received: 10/21/21 08:00 Matrix: Water

Parameters	Results	Units	LOQ	LOD	DF	Prepared	Analyzed	CAS No.	Qual
8260 MSV	Analytical Method: EPA 8260 Pace Analytical Services - Green Bay								
1,1,1,2-Tetrachloroethane	**<0.36**	ug/L	1.0	0.36	1		10/25/21 10:14	630-20-6	
1,1,1-Trichloroethane	**<0.30**	ug/L	1.0	0.30	1		10/25/21 10:14	71-55-6	
1,1,2,2-Tetrachloroethane	**<0.38**	ug/L	1.0	0.38	1		10/25/21 10:14	79-34-5	
1,1,2-Trichloroethane	**<0.34**	ug/L	5.0	0.34	1		10/25/21 10:14	79-00-5	
1,1,2-Trichlorotrifluoroethane	**<0.38**	ug/L	5.0	0.38	1		10/25/21 10:14	76-13-1	
1,1-Dichloroethane	**<0.30**	ug/L	1.0	0.30	1		10/25/21 10:14	75-34-3	
1,1-Dichloroethene	**<0.58**	ug/L	1.0	0.58	1		10/25/21 10:14	75-35-4	
1,1-Dichloropropene	**<0.41**	ug/L	1.0	0.41	1		10/25/21 10:14	563-58-6	
1,2,3-Trichlorobenzene	**<1.0**	ug/L	5.0	1.0	1		10/25/21 10:14	87-61-6	
1,2,3-Trichloropropane	**<0.56**	ug/L	5.0	0.56	1		10/25/21 10:14	96-18-4	
1,2,4-Trichlorobenzene	**<0.95**	ug/L	5.0	0.95	1		10/25/21 10:14	120-82-1	
1,2,4-Trimethylbenzene	**<0.45**	ug/L	1.0	0.45	1		10/25/21 10:14	95-63-6	
1,2-Dibromo-3-chloropropane	**<2.4**	ug/L	5.0	2.4	1		10/25/21 10:14	96-12-8	
1,2-Dibromoethane (EDB)	**<0.31**	ug/L	1.0	0.31	1		10/25/21 10:14	106-93-4	
1,2-Dichlorobenzene	**<0.33**	ug/L	1.0	0.33	1		10/25/21 10:14	95-50-1	
1,2-Dichloroethane	**<0.29**	ug/L	1.0	0.29	1		10/25/21 10:14	107-06-2	
1,2-Dichloropropane	**<0.45**	ug/L	1.0	0.45	1		10/25/21 10:14	78-87-5	
1,3,5-Trimethylbenzene	**<0.36**	ug/L	1.0	0.36	1		10/25/21 10:14	108-67-8	
1,3-Dichlorobenzene	**<0.35**	ug/L	1.0	0.35	1		10/25/21 10:14	541-73-1	
1,3-Dichloropropane	**<0.30**	ug/L	1.0	0.30	1		10/25/21 10:14	142-28-9	
1,4-Dichlorobenzene	**<0.89**	ug/L	1.0	0.89	1		10/25/21 10:14	106-46-7	
2,2-Dichloropropane	**<4.2**	ug/L	5.0	4.2	1		10/25/21 10:14	594-20-7	
2-Butanone (MEK)	**<6.5**	ug/L	25.0	6.5	1		10/25/21 10:14	78-93-3	
2-Chlorotoluene	**<0.89**	ug/L	5.0	0.89	1		10/25/21 10:14	95-49-8	
2-Hexanone	**<6.3**	ug/L	25.0	6.3	1		10/25/21 10:14	591-78-6	
4-Chlorotoluene	**<0.89**	ug/L	5.0	0.89	1		10/25/21 10:14	106-43-4	
4-Methyl-2-pentanone (MIBK)	**<6.0**	ug/L	25.0	6.0	1		10/25/21 10:14	108-10-1	
Acetone	**<8.6**	ug/L	25.0	8.6	1		10/25/21 10:14	67-64-1	
Benzene	**<0.30**	ug/L	1.0	0.30	1		10/25/21 10:14	71-43-2	
Bromobenzene	**<0.36**	ug/L	1.0	0.36	1		10/25/21 10:14	108-86-1	
Bromochloromethane	**<0.36**	ug/L	5.0	0.36	1		10/25/21 10:14	74-97-5	
Bromodichloromethane	**<0.42**	ug/L	1.0	0.42	1		10/25/21 10:14	75-27-4	
Bromoform	**<3.8**	ug/L	5.0	3.8	1		10/25/21 10:14	75-25-2	
Bromomethane	**<1.2**	ug/L	5.0	1.2	1		10/25/21 10:14	74-83-9	
Carbon disulfide	**<1.1**	ug/L	5.0	1.1	1		10/25/21 10:14	75-15-0	
Carbon tetrachloride	**<0.37**	ug/L	1.0	0.37	1		10/25/21 10:14	56-23-5	
Chlorobenzene	**<0.86**	ug/L	1.0	0.86	1		10/25/21 10:14	108-90-7	
Chloroethane	**<1.4**	ug/L	5.0	1.4	1		10/25/21 10:14	75-00-3	
Chloroform	**<1.2**	ug/L	5.0	1.2	1		10/25/21 10:14	67-66-3	
Chloromethane	**<1.6**	ug/L	5.0	1.6	1		10/25/21 10:14	74-87-3	
Dibromochloromethane	**<2.6**	ug/L	5.0	2.6	1		10/25/21 10:14	124-48-1	
Dibromomethane	**<0.99**	ug/L	5.0	0.99	1		10/25/21 10:14	74-95-3	
Dichlorodifluoromethane	**<0.46**	ug/L	5.0	0.46	1		10/25/21 10:14	75-71-8	
Diisopropyl ether	**<1.1**	ug/L	5.0	1.1	1		10/25/21 10:14	108-20-3	
Ethylbenzene	**<0.33**	ug/L	1.0	0.33	1		10/25/21 10:14	100-41-4	

REPORT OF LABORATORY ANALYSIS

This report shall not be reproduced, except in full,
without the written consent of Pace Analytical Services, LLC.

Pace Analytical Services, LLC
1241 Bellevue Street - Suite 9
Green Bay, WI 54302
(920)469-2436

ANALYTICAL RESULTS

Project: A214209 MADISON KIPP CORP.
Pace Project No.: 40235555

Sample: MW-9D2-202110 **Lab ID: 40235555007** Collected: 10/18/21 11:14 Received: 10/21/21 08:00 Matrix: Water

Parameters	Results	Units	LOQ	LOD	DF	Prepared	Analyzed	CAS No.	Qual
8260 MSV	Analytical Method: EPA 8260 Pace Analytical Services - Green Bay								
Hexachloro-1,3-butadiene	**<2.7**	ug/L	5.0	2.7	1		10/25/21 10:14	87-68-3	
Isopropylbenzene (Cumene)	**<1.0**	ug/L	5.0	1.0	1		10/25/21 10:14	98-82-8	
Methyl-tert-butyl ether	**13.2**	ug/L	5.0	1.1	1		10/25/21 10:14	1634-04-4	
Methylene Chloride	**<0.32**	ug/L	5.0	0.32	1		10/25/21 10:14	75-09-2	
Naphthalene	**<1.1**	ug/L	5.0	1.1	1		10/25/21 10:14	91-20-3	
Styrene	**<0.36**	ug/L	1.0	0.36	1		10/25/21 10:14	100-42-5	
Tetrachloroethene	**36.7**	ug/L	1.0	0.41	1		10/25/21 10:14	127-18-4	
Tetrahydrofuran	**<2.4**	ug/L	25.0	2.4	1		10/25/21 10:14	109-99-9	
Toluene	**<0.29**	ug/L	1.0	0.29	1		10/25/21 10:14	108-88-3	
Trichloroethene	**9.3**	ug/L	1.0	0.32	1		10/25/21 10:14	79-01-6	
Trichlorofluoromethane	**<0.42**	ug/L	1.0	0.42	1		10/25/21 10:14	75-69-4	
Vinyl chloride	**<0.17**	ug/L	1.0	0.17	1		10/25/21 10:14	75-01-4	
Xylene (Total)	**<1.0**	ug/L	3.0	1.0	1		10/25/21 10:14	1330-20-7	
cis-1,2-Dichloroethene	**10.5**	ug/L	1.0	0.47	1		10/25/21 10:14	156-59-2	
cis-1,3-Dichloropropene	**<0.36**	ug/L	1.0	0.36	1		10/25/21 10:14	10061-01-5	
m&p-Xylene	**<0.70**	ug/L	2.0	0.70	1		10/25/21 10:14	179601-23-1	
n-Butylbenzene	**<0.86**	ug/L	1.0	0.86	1		10/25/21 10:14	104-51-8	
n-Hexane	**<1.5**	ug/L	5.0	1.5	1		10/25/21 10:14	110-54-3	
n-Propylbenzene	**<0.35**	ug/L	1.0	0.35	1		10/25/21 10:14	103-65-1	
o-Xylene	**<0.35**	ug/L	1.0	0.35	1		10/25/21 10:14	95-47-6	
p-Isopropyltoluene	**<1.0**	ug/L	5.0	1.0	1		10/25/21 10:14	99-87-6	
sec-Butylbenzene	**<0.42**	ug/L	1.0	0.42	1		10/25/21 10:14	135-98-8	
tert-Butylbenzene	**<0.59**	ug/L	1.0	0.59	1		10/25/21 10:14	98-06-6	
trans-1,2-Dichloroethene	**<0.53**	ug/L	1.0	0.53	1		10/25/21 10:14	156-60-5	
trans-1,3-Dichloropropene	**<3.5**	ug/L	5.0	3.5	1		10/25/21 10:14	10061-02-6	
Surrogates									
4-Bromofluorobenzene (S)	92	%	70-130		1		10/25/21 10:14	460-00-4	
1,2-Dichlorobenzene-d4 (S)	99	%	70-130		1		10/25/21 10:14	2199-69-1	
Toluene-d8 (S)	99	%	70-130		1		10/25/21 10:14	2037-26-5	

This report shall not be reproduced, except in full,
without the written consent of Pace Analytical Services, LLC.

Pace Analytical Services, LLC
1241 Bellevue Street - Suite 9
Green Bay, WI 54302
(920)469-2436

ANALYTICAL RESULTS

Project: A214209 MADISON KIPP CORP.
Pace Project No.: 40235555

Sample: MW-11S-202110 **Lab ID: 40235555008** Collected: 10/18/21 16:56 Received: 10/21/21 08:00 Matrix: Water

Parameters	Results	Units	LOQ	LOD	DF	Prepared	Analyzed	CAS No.	Qual
2540C Total Dissolved Solids	Analytical Method: SM 2540C Pace Analytical Services - Green Bay								
Total Dissolved Solids	**954**	mg/L	20.0	8.7	1		10/21/21 14:50		
2540D Total Suspended Solids	Analytical Method: SM 2540D Pace Analytical Services - Green Bay								
Total Suspended Solids	**<0.95**	mg/L	2.0	0.95	1		10/22/21 09:26		

REPORT OF LABORATORY ANALYSIS

This report shall not be reproduced, except in full,
without the written consent of Pace Analytical Services, LLC.

Pace Analytical Services, LLC
1241 Bellevue Street - Suite 9
Green Bay, WI 54302
(920)469-2436

ANALYTICAL RESULTS

Project: A214209 MADISON KIPP CORP.
Pace Project No.: 40235555

Sample: FB-01-202110 **Lab ID: 40235555009** Collected: 10/19/21 15:00 Received: 10/21/21 08:00 Matrix: Water

Parameters	Results	Units	LOQ	LOD	DF	Prepared	Analyzed	CAS No.	Qual
8260 MSV	Analytical Method: EPA 8260 Pace Analytical Services - Green Bay								
1,1,1,2-Tetrachloroethane	**<0.36**	ug/L	1.0	0.36	1		10/22/21 12:50	630-20-6	
1,1,1-Trichloroethane	**<0.30**	ug/L	1.0	0.30	1		10/22/21 12:50	71-55-6	
1,1,2,2-Tetrachloroethane	**<0.38**	ug/L	1.0	0.38	1		10/22/21 12:50	79-34-5	
1,1,2-Trichloroethane	**<0.34**	ug/L	5.0	0.34	1		10/22/21 12:50	79-00-5	
1,1,2-Trichlorotrifluoroethane	**<0.38**	ug/L	5.0	0.38	1		10/22/21 12:50	76-13-1	
1,1-Dichloroethane	**<0.30**	ug/L	1.0	0.30	1		10/22/21 12:50	75-34-3	
1,1-Dichloroethene	**<0.58**	ug/L	1.0	0.58	1		10/22/21 12:50	75-35-4	
1,1-Dichloropropene	**<0.41**	ug/L	1.0	0.41	1		10/22/21 12:50	563-58-6	
1,2,3-Trichlorobenzene	**<1.0**	ug/L	5.0	1.0	1		10/22/21 12:50	87-61-6	
1,2,3-Trichloropropane	**<0.56**	ug/L	5.0	0.56	1		10/22/21 12:50	96-18-4	
1,2,4-Trichlorobenzene	**<0.95**	ug/L	5.0	0.95	1		10/22/21 12:50	120-82-1	
1,2,4-Trimethylbenzene	**<0.45**	ug/L	1.0	0.45	1		10/22/21 12:50	95-63-6	
1,2-Dibromo-3-chloropropane	**<2.4**	ug/L	5.0	2.4	1		10/22/21 12:50	96-12-8	
1,2-Dibromoethane (EDB)	**<0.31**	ug/L	1.0	0.31	1		10/22/21 12:50	106-93-4	
1,2-Dichlorobenzene	**<0.33**	ug/L	1.0	0.33	1		10/22/21 12:50	95-50-1	
1,2-Dichloroethane	**<0.29**	ug/L	1.0	0.29	1		10/22/21 12:50	107-06-2	
1,2-Dichloropropane	**<0.45**	ug/L	1.0	0.45	1		10/22/21 12:50	78-87-5	
1,3,5-Trimethylbenzene	**<0.36**	ug/L	1.0	0.36	1		10/22/21 12:50	108-67-8	
1,3-Dichlorobenzene	**<0.35**	ug/L	1.0	0.35	1		10/22/21 12:50	541-73-1	
1,3-Dichloropropane	**<0.30**	ug/L	1.0	0.30	1		10/22/21 12:50	142-28-9	
1,4-Dichlorobenzene	**<0.89**	ug/L	1.0	0.89	1		10/22/21 12:50	106-46-7	
2,2-Dichloropropane	**<4.2**	ug/L	5.0	4.2	1		10/22/21 12:50	594-20-7	
2-Butanone (MEK)	**<6.5**	ug/L	25.0	6.5	1		10/22/21 12:50	78-93-3	
2-Chlorotoluene	**<0.89**	ug/L	5.0	0.89	1		10/22/21 12:50	95-49-8	
2-Hexanone	**<6.3**	ug/L	25.0	6.3	1		10/22/21 12:50	591-78-6	
4-Chlorotoluene	**<0.89**	ug/L	5.0	0.89	1		10/22/21 12:50	106-43-4	
4-Methyl-2-pentanone (MIBK)	**<6.0**	ug/L	25.0	6.0	1		10/22/21 12:50	108-10-1	
Acetone	**<8.6**	ug/L	25.0	8.6	1		10/22/21 12:50	67-64-1	
Benzene	**<0.30**	ug/L	1.0	0.30	1		10/22/21 12:50	71-43-2	
Bromobenzene	**<0.36**	ug/L	1.0	0.36	1		10/22/21 12:50	108-86-1	
Bromochloromethane	**<0.36**	ug/L	5.0	0.36	1		10/22/21 12:50	74-97-5	
Bromodichloromethane	**<0.42**	ug/L	1.0	0.42	1		10/22/21 12:50	75-27-4	
Bromoform	**<3.8**	ug/L	5.0	3.8	1		10/22/21 12:50	75-25-2	
Bromomethane	**<1.2**	ug/L	5.0	1.2	1		10/22/21 12:50	74-83-9	
Carbon disulfide	**<1.1**	ug/L	5.0	1.1	1		10/22/21 12:50	75-15-0	
Carbon tetrachloride	**<0.37**	ug/L	1.0	0.37	1		10/22/21 12:50	56-23-5	
Chlorobenzene	**<0.86**	ug/L	1.0	0.86	1		10/22/21 12:50	108-90-7	
Chloroethane	**<1.4**	ug/L	5.0	1.4	1		10/22/21 12:50	75-00-3	
Chloroform	**<1.2**	ug/L	5.0	1.2	1		10/22/21 12:50	67-66-3	
Chloromethane	**<1.6**	ug/L	5.0	1.6	1		10/22/21 12:50	74-87-3	
Dibromochloromethane	**<2.6**	ug/L	5.0	2.6	1		10/22/21 12:50	124-48-1	
Dibromomethane	**<0.99**	ug/L	5.0	0.99	1		10/22/21 12:50	74-95-3	
Dichlorodifluoromethane	**<0.46**	ug/L	5.0	0.46	1		10/22/21 12:50	75-71-8	
Diisopropyl ether	**<1.1**	ug/L	5.0	1.1	1		10/22/21 12:50	108-20-3	
Ethylbenzene	**<0.33**	ug/L	1.0	0.33	1		10/22/21 12:50	100-41-4	

REPORT OF LABORATORY ANALYSIS

This report shall not be reproduced, except in full,
without the written consent of Pace Analytical Services, LLC.

Pace Analytical Services, LLC
1241 Bellevue Street - Suite 9
Green Bay, WI 54302
(920)469-2436

ANALYTICAL RESULTS

Project: A214209 MADISON KIPP CORP.
Pace Project No.: 40235555

Sample: FB-01-202110 **Lab ID: 40235555009** Collected: 10/19/21 15:00 Received: 10/21/21 08:00 Matrix: Water

Parameters	Results	Units	LOQ	LOD	DF	Prepared	Analyzed	CAS No.	Qual
8260 MSV	Analytical Method: EPA 8260 Pace Analytical Services - Green Bay								
Hexachloro-1,3-butadiene	**<2.7**	ug/L	5.0	2.7	1		10/22/21 12:50	87-68-3	
Isopropylbenzene (Cumene)	**<1.0**	ug/L	5.0	1.0	1		10/22/21 12:50	98-82-8	
Methyl-tert-butyl ether	**<1.1**	ug/L	5.0	1.1	1		10/22/21 12:50	1634-04-4	
Methylene Chloride	**<0.32**	ug/L	5.0	0.32	1		10/22/21 12:50	75-09-2	
Naphthalene	**<1.1**	ug/L	5.0	1.1	1		10/22/21 12:50	91-20-3	
Styrene	**<0.36**	ug/L	1.0	0.36	1		10/22/21 12:50	100-42-5	
Tetrachloroethene	**<0.41**	ug/L	1.0	0.41	1		10/22/21 12:50	127-18-4	
Tetrahydrofuran	**<2.4**	ug/L	25.0	2.4	1		10/22/21 12:50	109-99-9	
Toluene	**<0.29**	ug/L	1.0	0.29	1		10/22/21 12:50	108-88-3	
Trichloroethene	**<0.32**	ug/L	1.0	0.32	1		10/22/21 12:50	79-01-6	
Trichlorofluoromethane	**<0.42**	ug/L	1.0	0.42	1		10/22/21 12:50	75-69-4	
Vinyl chloride	**<0.17**	ug/L	1.0	0.17	1		10/22/21 12:50	75-01-4	
Xylene (Total)	**<1.0**	ug/L	3.0	1.0	1		10/22/21 12:50	1330-20-7	
cis-1,2-Dichloroethene	**<0.47**	ug/L	1.0	0.47	1		10/22/21 12:50	156-59-2	
cis-1,3-Dichloropropene	**<0.36**	ug/L	1.0	0.36	1		10/22/21 12:50	10061-01-5	
m&p-Xylene	**<0.70**	ug/L	2.0	0.70	1		10/22/21 12:50	179601-23-1	
n-Butylbenzene	**<0.86**	ug/L	1.0	0.86	1		10/22/21 12:50	104-51-8	
n-Hexane	**<1.5**	ug/L	5.0	1.5	1		10/22/21 12:50	110-54-3	
n-Propylbenzene	**<0.35**	ug/L	1.0	0.35	1		10/22/21 12:50	103-65-1	
o-Xylene	**<0.35**	ug/L	1.0	0.35	1		10/22/21 12:50	95-47-6	
p-Isopropyltoluene	**<1.0**	ug/L	5.0	1.0	1		10/22/21 12:50	99-87-6	
sec-Butylbenzene	**<0.42**	ug/L	1.0	0.42	1		10/22/21 12:50	135-98-8	
tert-Butylbenzene	**<0.59**	ug/L	1.0	0.59	1		10/22/21 12:50	98-06-6	
trans-1,2-Dichloroethene	**<0.53**	ug/L	1.0	0.53	1		10/22/21 12:50	156-60-5	
trans-1,3-Dichloropropene	**<3.5**	ug/L	5.0	3.5	1		10/22/21 12:50	10061-02-6	
Surrogates									
4-Bromofluorobenzene (S)	93	%	70-130		1		10/22/21 12:50	460-00-4	
1,2-Dichlorobenzene-d4 (S)	101	%	70-130		1		10/22/21 12:50	2199-69-1	
Toluene-d8 (S)	100	%	70-130		1		10/22/21 12:50	2037-26-5	
2540C Total Dissolved Solids	Analytical Method: SM 2540C Pace Analytical Services - Green Bay								
Total Dissolved Solids	**16.0J**	mg/L	20.0	8.7	1		10/21/21 14:50		
2540D Total Suspended Solids	Analytical Method: SM 2540D Pace Analytical Services - Green Bay								
Total Suspended Solids	**<0.95**	mg/L	2.0	0.95	1		10/22/21 09:27		

REPORT OF LABORATORY ANALYSIS

This report shall not be reproduced, except in full,
without the written consent of Pace Analytical Services, LLC.

Pace Analytical Services, LLC
1241 Bellevue Street - Suite 9
Green Bay, WI 54302
(920)469-2436

ANALYTICAL RESULTS

Project: A214209 MADISON KIPP CORP.
Pace Project No.: 40235555

Sample: MW-28-202110 **Lab ID: 40235555010** Collected: 10/19/21 14:08 Received: 10/21/21 08:00 Matrix: Water

Parameters	Results	Units	LOQ	LOD	DF	Prepared	Analyzed	CAS No.	Qual
8260 MSV	Analytical Method: EPA 8260 Pace Analytical Services - Green Bay								
1,1,1,2-Tetrachloroethane	**<3.6**	ug/L	10.0	3.6	10		10/22/21 17:14	630-20-6	
1,1,1-Trichloroethane	**<3.0**	ug/L	10.0	3.0	10		10/22/21 17:14	71-55-6	
1,1,2,2-Tetrachloroethane	**<3.8**	ug/L	10.0	3.8	10		10/22/21 17:14	79-34-5	
1,1,2-Trichloroethane	**<3.4**	ug/L	50.0	3.4	10		10/22/21 17:14	79-00-5	
1,1,2-Trichlorotrifluoroethane	**<3.8**	ug/L	50.0	3.8	10		10/22/21 17:14	76-13-1	
1,1-Dichloroethane	**<3.0**	ug/L	10.0	3.0	10		10/22/21 17:14	75-34-3	
1,1-Dichloroethene	**<5.8**	ug/L	10.0	5.8	10		10/22/21 17:14	75-35-4	
1,1-Dichloropropene	**<4.1**	ug/L	10.0	4.1	10		10/22/21 17:14	563-58-6	
1,2,3-Trichlorobenzene	**<10.2**	ug/L	50.0	10.2	10		10/22/21 17:14	87-61-6	
1,2,3-Trichloropropane	**<5.6**	ug/L	50.0	5.6	10		10/22/21 17:14	96-18-4	
1,2,4-Trichlorobenzene	**<9.5**	ug/L	50.0	9.5	10		10/22/21 17:14	120-82-1	
1,2,4-Trimethylbenzene	**<4.5**	ug/L	10.0	4.5	10		10/22/21 17:14	95-63-6	
1,2-Dibromo-3-chloropropane	**<23.7**	ug/L	50.0	23.7	10		10/22/21 17:14	96-12-8	
1,2-Dibromoethane (EDB)	**<3.1**	ug/L	10.0	3.1	10		10/22/21 17:14	106-93-4	
1,2-Dichlorobenzene	**<3.3**	ug/L	10.0	3.3	10		10/22/21 17:14	95-50-1	
1,2-Dichloroethane	**<2.9**	ug/L	10.0	2.9	10		10/22/21 17:14	107-06-2	
1,2-Dichloropropane	**<4.5**	ug/L	10.0	4.5	10		10/22/21 17:14	78-87-5	
1,3,5-Trimethylbenzene	**<3.6**	ug/L	10.0	3.6	10		10/22/21 17:14	108-67-8	
1,3-Dichlorobenzene	**<3.5**	ug/L	10.0	3.5	10		10/22/21 17:14	541-73-1	
1,3-Dichloropropane	**<3.0**	ug/L	10.0	3.0	10		10/22/21 17:14	142-28-9	
1,4-Dichlorobenzene	**<8.9**	ug/L	10.0	8.9	10		10/22/21 17:14	106-46-7	
2,2-Dichloropropane	**<41.8**	ug/L	50.0	41.8	10		10/22/21 17:14	594-20-7	
2-Butanone (MEK)	**<65.2**	ug/L	250	65.2	10		10/22/21 17:14	78-93-3	
2-Chlorotoluene	**<8.9**	ug/L	50.0	8.9	10		10/22/21 17:14	95-49-8	
2-Hexanone	**<62.8**	ug/L	250	62.8	10		10/22/21 17:14	591-78-6	
4-Chlorotoluene	**<8.9**	ug/L	50.0	8.9	10		10/22/21 17:14	106-43-4	
4-Methyl-2-pentanone (MIBK)	**<59.5**	ug/L	250	59.5	10		10/22/21 17:14	108-10-1	
Acetone	**<86.4**	ug/L	250	86.4	10		10/22/21 17:14	67-64-1	
Benzene	**<3.0**	ug/L	10.0	3.0	10		10/22/21 17:14	71-43-2	
Bromobenzene	**<3.6**	ug/L	10.0	3.6	10		10/22/21 17:14	108-86-1	
Bromochloromethane	**<3.6**	ug/L	50.0	3.6	10		10/22/21 17:14	74-97-5	
Bromodichloromethane	**<4.2**	ug/L	10.0	4.2	10		10/22/21 17:14	75-27-4	
Bromoform	**<38.0**	ug/L	50.0	38.0	10		10/22/21 17:14	75-25-2	
Bromomethane	**<11.9**	ug/L	50.0	11.9	10		10/22/21 17:14	74-83-9	
Carbon disulfide	**<11.0**	ug/L	50.0	11.0	10		10/22/21 17:14	75-15-0	
Carbon tetrachloride	**<3.7**	ug/L	10.0	3.7	10		10/22/21 17:14	56-23-5	
Chlorobenzene	**<8.6**	ug/L	10.0	8.6	10		10/22/21 17:14	108-90-7	
Chloroethane	**<13.8**	ug/L	50.0	13.8	10		10/22/21 17:14	75-00-3	
Chloroform	**<11.8**	ug/L	50.0	11.8	10		10/22/21 17:14	67-66-3	
Chloromethane	**<16.4**	ug/L	50.0	16.4	10		10/22/21 17:14	74-87-3	
Dibromochloromethane	**<26.4**	ug/L	50.0	26.4	10		10/22/21 17:14	124-48-1	
Dibromomethane	**<9.9**	ug/L	50.0	9.9	10		10/22/21 17:14	74-95-3	
Dichlorodifluoromethane	**<4.6**	ug/L	50.0	4.6	10		10/22/21 17:14	75-71-8	
Diisopropyl ether	**<11.0**	ug/L	50.0	11.0	10		10/22/21 17:14	108-20-3	
Ethylbenzene	**<3.3**	ug/L	10.0	3.3	10		10/22/21 17:14	100-41-4	

REPORT OF LABORATORY ANALYSIS

This report shall not be reproduced, except in full,
without the written consent of Pace Analytical Services, LLC.

Pace Analytical Services, LLC
1241 Bellevue Street - Suite 9
Green Bay, WI 54302
(920)469-2436

ANALYTICAL RESULTS

Project: A214209 MADISON KIPP CORP.
Pace Project No.: 40235555

Sample: MW-28-202110 **Lab ID: 40235555010** Collected: 10/19/21 14:08 Received: 10/21/21 08:00 Matrix: Water

Parameters	Results	Units	LOQ	LOD	DF	Prepared	Analyzed	CAS No.	Qual
8260 MSV	Analytical Method: EPA 8260								
	Pace Analytical Services - Green Bay								
Hexachloro-1,3-butadiene	**<27.4**	ug/L	50.0	27.4	10		10/22/21 17:14	87-68-3	
Isopropylbenzene (Cumene)	**<10.0**	ug/L	50.0	10.0	10		10/22/21 17:14	98-82-8	
Methyl-tert-butyl ether	**<11.3**	ug/L	50.0	11.3	10		10/22/21 17:14	1634-04-4	
Methylene Chloride	**<3.2**	ug/L	50.0	3.2	10		10/22/21 17:14	75-09-2	
Naphthalene	**<11.3**	ug/L	50.0	11.3	10		10/22/21 17:14	91-20-3	
Styrene	**<3.6**	ug/L	10.0	3.6	10		10/22/21 17:14	100-42-5	
Tetrachloroethene	**1080**	ug/L	10.0	4.1	10		10/22/21 17:14	127-18-4	
Tetrahydrofuran	**<24.2**	ug/L	250	24.2	10		10/22/21 17:14	109-99-9	
Toluene	**<2.9**	ug/L	10.0	2.9	10		10/22/21 17:14	108-88-3	
Trichloroethene	**<3.2**	ug/L	10.0	3.2	10		10/22/21 17:14	79-01-6	
Trichlorofluoromethane	**<4.2**	ug/L	10.0	4.2	10		10/22/21 17:14	75-69-4	
Vinyl chloride	**<1.7**	ug/L	10.0	1.7	10		10/22/21 17:14	75-01-4	
Xylene (Total)	**<10.5**	ug/L	30.0	10.5	10		10/22/21 17:14	1330-20-7	
cis-1,2-Dichloroethene	**<4.7**	ug/L	10.0	4.7	10		10/22/21 17:14	156-59-2	
cis-1,3-Dichloropropene	**<3.6**	ug/L	10.0	3.6	10		10/22/21 17:14	10061-01-5	
m&p-Xylene	**<7.0**	ug/L	20.0	7.0	10		10/22/21 17:14	179601-23-1	
n-Butylbenzene	**<8.6**	ug/L	10.0	8.6	10		10/22/21 17:14	104-51-8	
n-Hexane	**<14.6**	ug/L	50.0	14.6	10		10/22/21 17:14	110-54-3	
n-Propylbenzene	**<3.5**	ug/L	10.0	3.5	10		10/22/21 17:14	103-65-1	
o-Xylene	**<3.5**	ug/L	10.0	3.5	10		10/22/21 17:14	95-47-6	
p-Isopropyltoluene	**<10.4**	ug/L	50.0	10.4	10		10/22/21 17:14	99-87-6	
sec-Butylbenzene	**<4.2**	ug/L	10.0	4.2	10		10/22/21 17:14	135-98-8	
tert-Butylbenzene	**<5.9**	ug/L	10.0	5.9	10		10/22/21 17:14	98-06-6	
trans-1,2-Dichloroethene	**<5.3**	ug/L	10.0	5.3	10		10/22/21 17:14	156-60-5	
trans-1,3-Dichloropropene	**<34.6**	ug/L	50.0	34.6	10		10/22/21 17:14	10061-02-6	
Surrogates									
4-Bromofluorobenzene (S)	91	%	70-130		10		10/22/21 17:14	460-00-4	
1,2-Dichlorobenzene-d4 (S)	100	%	70-130		10		10/22/21 17:14	2199-69-1	
Toluene-d8 (S)	101	%	70-130		10		10/22/21 17:14	2037-26-5	
2540C Total Dissolved Solids	Analytical Method: SM 2540C								
	Pace Analytical Services - Green Bay								
Total Dissolved Solids	**1390**	mg/L	20.0	8.7	1		10/21/21 14:50		
2540D Total Suspended Solids	Analytical Method: SM 2540D								
	Pace Analytical Services - Green Bay								
Total Suspended Solids	**<0.95**	mg/L	2.0	0.95	1		10/22/21 09:27		

REPORT OF LABORATORY ANALYSIS

This report shall not be reproduced, except in full,
without the written consent of Pace Analytical Services, LLC.

Pace Analytical Services, LLC
1241 Bellevue Street - Suite 9
Green Bay, WI 54302
(920)469-2436

ANALYTICAL RESULTS

Project: A214209 MADISON KIPP CORP.
Pace Project No.: 40235555

Sample: MW-29S-202110 **Lab ID: 40235555011** Collected: 10/18/21 12:20 Received: 10/21/21 08:00 Matrix: Water

Parameters	Results	Units	LOQ	LOD	DF	Prepared	Analyzed	CAS No.	Qual
2540C Total Dissolved Solids	Analytical Method: SM 2540C Pace Analytical Services - Green Bay								
Total Dissolved Solids	**600**	mg/L	20.0	8.7	1		10/21/21 14:51		
2540D Total Suspended Solids	Analytical Method: SM 2540D Pace Analytical Services - Green Bay								
Total Suspended Solids	**<0.95**	mg/L	2.0	0.95	1		10/22/21 09:27		

REPORT OF LABORATORY ANALYSIS

This report shall not be reproduced, except in full,
without the written consent of Pace Analytical Services, LLC.

Pace Analytical Services, LLC
1241 Bellevue Street - Suite 9
Green Bay, WI 54302
(920)469-2436

ANALYTICAL RESULTS

Project: A214209 MADISON KIPP CORP.
Pace Project No.: 40235555

Sample: MW-29D-202110 **Lab ID: 40235555012** Collected: 10/18/21 15:04 Received: 10/21/21 08:00 Matrix: Water

Parameters	Results	Units	LOQ	LOD	DF	Prepared	Analyzed	CAS No.	Qual
2540C Total Dissolved Solids	Analytical Method: SM 2540C Pace Analytical Services - Green Bay								
Total Dissolved Solids	**2730**	mg/L	20.0	8.7	1		10/21/21 14:51		
2540D Total Suspended Solids	Analytical Method: SM 2540D Pace Analytical Services - Green Bay								
Total Suspended Solids	**1.4J**	mg/L	2.0	0.95	1		10/22/21 09:27		

This report shall not be reproduced, except in full,
without the written consent of Pace Analytical Services, LLC.

Pace Analytical Services, LLC
1241 Bellevue Street - Suite 9
Green Bay, WI 54302
(920)469-2436

ANALYTICAL RESULTS

Project: A214209 MADISON KIPP CORP.
Pace Project No.: 40235555

Sample: DUP-03-202110 **Lab ID: 40235555013** Collected: 10/19/21 00:00 Received: 10/21/21 08:00 Matrix: Water

Parameters	Results	Units	LOQ	LOD	DF	Prepared	Analyzed	CAS No.	Qual
8260 MSV	Analytical Method: EPA 8260 Pace Analytical Services - Green Bay								
1,1,1,2-Tetrachloroethane	**<1.8**	ug/L	5.0	1.8	5		10/25/21 10:34	630-20-6	
1,1,1-Trichloroethane	**<1.5**	ug/L	5.0	1.5	5		10/25/21 10:34	71-55-6	
1,1,2,2-Tetrachloroethane	**<1.9**	ug/L	5.0	1.9	5		10/25/21 10:34	79-34-5	
1,1,2-Trichloroethane	**<1.7**	ug/L	25.0	1.7	5		10/25/21 10:34	79-00-5	
1,1,2-Trichlorotrifluoroethane	**<1.9**	ug/L	25.0	1.9	5		10/25/21 10:34	76-13-1	
1,1-Dichloroethane	**<1.5**	ug/L	5.0	1.5	5		10/25/21 10:34	75-34-3	
1,1-Dichloroethene	**<2.9**	ug/L	5.0	2.9	5		10/25/21 10:34	75-35-4	
1,1-Dichloropropene	**<2.1**	ug/L	5.0	2.1	5		10/25/21 10:34	563-58-6	
1,2,3-Trichlorobenzene	**<5.1**	ug/L	25.0	5.1	5		10/25/21 10:34	87-61-6	
1,2,3-Trichloropropane	**<2.8**	ug/L	25.0	2.8	5		10/25/21 10:34	96-18-4	
1,2,4-Trichlorobenzene	**<4.8**	ug/L	25.0	4.8	5		10/25/21 10:34	120-82-1	
1,2,4-Trimethylbenzene	**<2.2**	ug/L	5.0	2.2	5		10/25/21 10:34	95-63-6	
1,2-Dibromo-3-chloropropane	**<11.8**	ug/L	25.0	11.8	5		10/25/21 10:34	96-12-8	
1,2-Dibromoethane (EDB)	**<1.5**	ug/L	5.0	1.5	5		10/25/21 10:34	106-93-4	
1,2-Dichlorobenzene	**<1.6**	ug/L	5.0	1.6	5		10/25/21 10:34	95-50-1	
1,2-Dichloroethane	**<1.5**	ug/L	5.0	1.5	5		10/25/21 10:34	107-06-2	
1,2-Dichloropropane	**<2.2**	ug/L	5.0	2.2	5		10/25/21 10:34	78-87-5	
1,3,5-Trimethylbenzene	**<1.8**	ug/L	5.0	1.8	5		10/25/21 10:34	108-67-8	
1,3-Dichlorobenzene	**<1.8**	ug/L	5.0	1.8	5		10/25/21 10:34	541-73-1	
1,3-Dichloropropane	**<1.5**	ug/L	5.0	1.5	5		10/25/21 10:34	142-28-9	
1,4-Dichlorobenzene	**<4.5**	ug/L	5.0	4.5	5		10/25/21 10:34	106-46-7	
2,2-Dichloropropane	**<20.9**	ug/L	25.0	20.9	5		10/25/21 10:34	594-20-7	
2-Butanone (MEK)	**<32.6**	ug/L	125	32.6	5		10/25/21 10:34	78-93-3	
2-Chlorotoluene	**<4.4**	ug/L	25.0	4.4	5		10/25/21 10:34	95-49-8	
2-Hexanone	**<31.4**	ug/L	125	31.4	5		10/25/21 10:34	591-78-6	
4-Chlorotoluene	**<4.5**	ug/L	25.0	4.5	5		10/25/21 10:34	106-43-4	
4-Methyl-2-pentanone (MIBK)	**<29.8**	ug/L	125	29.8	5		10/25/21 10:34	108-10-1	
Acetone	**<43.2**	ug/L	125	43.2	5		10/25/21 10:34	67-64-1	
Benzene	**<1.5**	ug/L	5.0	1.5	5		10/25/21 10:34	71-43-2	
Bromobenzene	**<1.8**	ug/L	5.0	1.8	5		10/25/21 10:34	108-86-1	
Bromochloromethane	**<1.8**	ug/L	25.0	1.8	5		10/25/21 10:34	74-97-5	
Bromodichloromethane	**<2.1**	ug/L	5.0	2.1	5		10/25/21 10:34	75-27-4	
Bromoform	**<19.0**	ug/L	25.0	19.0	5		10/25/21 10:34	75-25-2	
Bromomethane	**<6.0**	ug/L	25.0	6.0	5		10/25/21 10:34	74-83-9	
Carbon disulfide	**<5.5**	ug/L	25.0	5.5	5		10/25/21 10:34	75-15-0	
Carbon tetrachloride	**<1.8**	ug/L	5.0	1.8	5		10/25/21 10:34	56-23-5	
Chlorobenzene	**<4.3**	ug/L	5.0	4.3	5		10/25/21 10:34	108-90-7	
Chloroethane	**<6.9**	ug/L	25.0	6.9	5		10/25/21 10:34	75-00-3	
Chloroform	**<5.9**	ug/L	25.0	5.9	5		10/25/21 10:34	67-66-3	
Chloromethane	**<8.2**	ug/L	25.0	8.2	5		10/25/21 10:34	74-87-3	
Dibromochloromethane	**<13.2**	ug/L	25.0	13.2	5		10/25/21 10:34	124-48-1	
Dibromomethane	**<5.0**	ug/L	25.0	5.0	5		10/25/21 10:34	74-95-3	
Dichlorodifluoromethane	**<2.3**	ug/L	25.0	2.3	5		10/25/21 10:34	75-71-8	
Diisopropyl ether	**<5.5**	ug/L	25.0	5.5	5		10/25/21 10:34	108-20-3	
Ethylbenzene	**<1.6**	ug/L	5.0	1.6	5		10/25/21 10:34	100-41-4	

REPORT OF LABORATORY ANALYSIS

This report shall not be reproduced, except in full,
without the written consent of Pace Analytical Services, LLC.

Pace Analytical Services, LLC
1241 Bellevue Street - Suite 9
Green Bay, WI 54302
(920)469-2436

ANALYTICAL RESULTS

Project: A214209 MADISON KIPP CORP.
Pace Project No.: 40235555

Sample: DUP-03-202110 **Lab ID: 40235555013** Collected: 10/19/21 00:00 Received: 10/21/21 08:00 Matrix: Water

Parameters	Results	Units	LOQ	LOD	DF	Prepared	Analyzed	CAS No.	Qual
8260 MSV	Analytical Method: EPA 8260 Pace Analytical Services - Green Bay								
Hexachloro-1,3-butadiene	**<13.7**	ug/L	25.0	13.7	5		10/25/21 10:34	87-68-3	
Isopropylbenzene (Cumene)	**<5.0**	ug/L	25.0	5.0	5		10/25/21 10:34	98-82-8	
Methyl-tert-butyl ether	**<5.6**	ug/L	25.0	5.6	5		10/25/21 10:34	1634-04-4	
Methylene Chloride	**<1.6**	ug/L	25.0	1.6	5		10/25/21 10:34	75-09-2	
Naphthalene	**<5.6**	ug/L	25.0	5.6	5		10/25/21 10:34	91-20-3	
Styrene	**<1.8**	ug/L	5.0	1.8	5		10/25/21 10:34	100-42-5	
Tetrachloroethene	**772**	ug/L	5.0	2.0	5		10/25/21 10:34	127-18-4	
Tetrahydrofuran	**<12.1**	ug/L	125	12.1	5		10/25/21 10:34	109-99-9	
Toluene	**<1.4**	ug/L	5.0	1.4	5		10/25/21 10:34	108-88-3	
Trichloroethene	**45.8**	ug/L	5.0	1.6	5		10/25/21 10:34	79-01-6	
Trichlorofluoromethane	**<2.1**	ug/L	5.0	2.1	5		10/25/21 10:34	75-69-4	
Vinyl chloride	**<0.87**	ug/L	5.0	0.87	5		10/25/21 10:34	75-01-4	
Xylene (Total)	**<5.2**	ug/L	15.0	5.2	5		10/25/21 10:34	1330-20-7	
cis-1,2-Dichloroethene	**9.3**	ug/L	5.0	2.4	5		10/25/21 10:34	156-59-2	
cis-1,3-Dichloropropene	**<1.8**	ug/L	5.0	1.8	5		10/25/21 10:34	10061-01-5	
m&p-Xylene	**<3.5**	ug/L	10.0	3.5	5		10/25/21 10:34	179601-23-1	
n-Butylbenzene	**<4.3**	ug/L	5.0	4.3	5		10/25/21 10:34	104-51-8	
n-Hexane	**<7.3**	ug/L	25.0	7.3	5		10/25/21 10:34	110-54-3	
n-Propylbenzene	**<1.7**	ug/L	5.0	1.7	5		10/25/21 10:34	103-65-1	
o-Xylene	**<1.7**	ug/L	5.0	1.7	5		10/25/21 10:34	95-47-6	
p-Isopropyltoluene	**<5.2**	ug/L	25.0	5.2	5		10/25/21 10:34	99-87-6	
sec-Butylbenzene	**<2.1**	ug/L	5.0	2.1	5		10/25/21 10:34	135-98-8	
tert-Butylbenzene	**<2.9**	ug/L	5.0	2.9	5		10/25/21 10:34	98-06-6	
trans-1,2-Dichloroethene	**<2.6**	ug/L	5.0	2.6	5		10/25/21 10:34	156-60-5	
trans-1,3-Dichloropropene	**<17.3**	ug/L	25.0	17.3	5		10/25/21 10:34	10061-02-6	
Surrogates									
4-Bromofluorobenzene (S)	91	%	70-130		5		10/25/21 10:34	460-00-4	
1,2-Dichlorobenzene-d4 (S)	101	%	70-130		5		10/25/21 10:34	2199-69-1	
Toluene-d8 (S)	99	%	70-130		5		10/25/21 10:34	2037-26-5	

REPORT OF LABORATORY ANALYSIS

This report shall not be reproduced, except in full,
without the written consent of Pace Analytical Services, LLC.

Pace Analytical Services, LLC
1241 Bellevue Street - Suite 9
Green Bay, WI 54302
(920)469-2436

ANALYTICAL RESULTS

Project: A214209 MADISON KIPP CORP.
Pace Project No.: 40235555

Sample: DUP-04-202110 **Lab ID: 40235555014** Collected: 10/19/21 00:00 Received: 10/21/21 08:00 Matrix: Water

Parameters	Results	Units	LOQ	LOD	DF	Prepared	Analyzed	CAS No.	Qual
8260 MSV	Analytical Method: EPA 8260 Pace Analytical Services - Green Bay								
1,1,1,2-Tetrachloroethane	**<3.6**	ug/L	10.0	3.6	10		10/22/21 18:51	630-20-6	
1,1,1-Trichloroethane	**<3.0**	ug/L	10.0	3.0	10		10/22/21 18:51	71-55-6	
1,1,2,2-Tetrachloroethane	**<3.8**	ug/L	10.0	3.8	10		10/22/21 18:51	79-34-5	
1,1,2-Trichloroethane	**<3.4**	ug/L	50.0	3.4	10		10/22/21 18:51	79-00-5	
1,1,2-Trichlorotrifluoroethane	**<3.8**	ug/L	50.0	3.8	10		10/22/21 18:51	76-13-1	
1,1-Dichloroethane	**<3.0**	ug/L	10.0	3.0	10		10/22/21 18:51	75-34-3	
1,1-Dichloroethene	**<5.8**	ug/L	10.0	5.8	10		10/22/21 18:51	75-35-4	
1,1-Dichloropropene	**<4.1**	ug/L	10.0	4.1	10		10/22/21 18:51	563-58-6	
1,2,3-Trichlorobenzene	**<10.2**	ug/L	50.0	10.2	10		10/22/21 18:51	87-61-6	
1,2,3-Trichloropropane	**<5.6**	ug/L	50.0	5.6	10		10/22/21 18:51	96-18-4	
1,2,4-Trichlorobenzene	**<9.5**	ug/L	50.0	9.5	10		10/22/21 18:51	120-82-1	
1,2,4-Trimethylbenzene	**<4.5**	ug/L	10.0	4.5	10		10/22/21 18:51	95-63-6	
1,2-Dibromo-3-chloropropane	**<23.7**	ug/L	50.0	23.7	10		10/22/21 18:51	96-12-8	
1,2-Dibromoethane (EDB)	**<3.1**	ug/L	10.0	3.1	10		10/22/21 18:51	106-93-4	
1,2-Dichlorobenzene	**<3.3**	ug/L	10.0	3.3	10		10/22/21 18:51	95-50-1	
1,2-Dichloroethane	**<2.9**	ug/L	10.0	2.9	10		10/22/21 18:51	107-06-2	
1,2-Dichloropropane	**<4.5**	ug/L	10.0	4.5	10		10/22/21 18:51	78-87-5	
1,3,5-Trimethylbenzene	**<3.6**	ug/L	10.0	3.6	10		10/22/21 18:51	108-67-8	
1,3-Dichlorobenzene	**<3.5**	ug/L	10.0	3.5	10		10/22/21 18:51	541-73-1	
1,3-Dichloropropane	**<3.0**	ug/L	10.0	3.0	10		10/22/21 18:51	142-28-9	
1,4-Dichlorobenzene	**<8.9**	ug/L	10.0	8.9	10		10/22/21 18:51	106-46-7	
2,2-Dichloropropane	**<41.8**	ug/L	50.0	41.8	10		10/22/21 18:51	594-20-7	
2-Butanone (MEK)	**<65.2**	ug/L	250	65.2	10		10/22/21 18:51	78-93-3	
2-Chlorotoluene	**<8.9**	ug/L	50.0	8.9	10		10/22/21 18:51	95-49-8	
2-Hexanone	**<62.8**	ug/L	250	62.8	10		10/22/21 18:51	591-78-6	
4-Chlorotoluene	**<8.9**	ug/L	50.0	8.9	10		10/22/21 18:51	106-43-4	
4-Methyl-2-pentanone (MIBK)	**<59.5**	ug/L	250	59.5	10		10/22/21 18:51	108-10-1	
Acetone	**<86.4**	ug/L	250	86.4	10		10/22/21 18:51	67-64-1	
Benzene	**<3.0**	ug/L	10.0	3.0	10		10/22/21 18:51	71-43-2	
Bromobenzene	**<3.6**	ug/L	10.0	3.6	10		10/22/21 18:51	108-86-1	
Bromochloromethane	**<3.6**	ug/L	50.0	3.6	10		10/22/21 18:51	74-97-5	
Bromodichloromethane	**<4.2**	ug/L	10.0	4.2	10		10/22/21 18:51	75-27-4	
Bromoform	**<38.0**	ug/L	50.0	38.0	10		10/22/21 18:51	75-25-2	
Bromomethane	**<11.9**	ug/L	50.0	11.9	10		10/22/21 18:51	74-83-9	
Carbon disulfide	**<11.0**	ug/L	50.0	11.0	10		10/22/21 18:51	75-15-0	
Carbon tetrachloride	**<3.7**	ug/L	10.0	3.7	10		10/22/21 18:51	56-23-5	
Chlorobenzene	**<8.6**	ug/L	10.0	8.6	10		10/22/21 18:51	108-90-7	
Chloroethane	**<13.8**	ug/L	50.0	13.8	10		10/22/21 18:51	75-00-3	
Chloroform	**<11.8**	ug/L	50.0	11.8	10		10/22/21 18:51	67-66-3	
Chloromethane	**<16.4**	ug/L	50.0	16.4	10		10/22/21 18:51	74-87-3	
Dibromochloromethane	**<26.4**	ug/L	50.0	26.4	10		10/22/21 18:51	124-48-1	
Dibromomethane	**<9.9**	ug/L	50.0	9.9	10		10/22/21 18:51	74-95-3	
Dichlorodifluoromethane	**<4.6**	ug/L	50.0	4.6	10		10/22/21 18:51	75-71-8	
Diisopropyl ether	**<11.0**	ug/L	50.0	11.0	10		10/22/21 18:51	108-20-3	
Ethylbenzene	**<3.3**	ug/L	10.0	3.3	10		10/22/21 18:51	100-41-4	

REPORT OF LABORATORY ANALYSIS

This report shall not be reproduced, except in full,
without the written consent of Pace Analytical Services, LLC.

Pace Analytical Services, LLC
1241 Bellevue Street - Suite 9
Green Bay, WI 54302
(920)469-2436

ANALYTICAL RESULTS

Project: A214209 MADISON KIPP CORP.
Pace Project No.: 40235555

Sample: DUP-04-202110 **Lab ID: 40235555014** Collected: 10/19/21 00:00 Received: 10/21/21 08:00 Matrix: Water

Parameters	Results	Units	LOQ	LOD	DF	Prepared	Analyzed	CAS No.	Qual
8260 MSV	Analytical Method: EPA 8260 Pace Analytical Services - Green Bay								
Hexachloro-1,3-butadiene	**<27.4**	ug/L	50.0	27.4	10		10/22/21 18:51	87-68-3	
Isopropylbenzene (Cumene)	**<10.0**	ug/L	50.0	10.0	10		10/22/21 18:51	98-82-8	
Methyl-tert-butyl ether	**<11.3**	ug/L	50.0	11.3	10		10/22/21 18:51	1634-04-4	
Methylene Chloride	**<3.2**	ug/L	50.0	3.2	10		10/22/21 18:51	75-09-2	
Naphthalene	**<11.3**	ug/L	50.0	11.3	10		10/22/21 18:51	91-20-3	
Styrene	**<3.6**	ug/L	10.0	3.6	10		10/22/21 18:51	100-42-5	
Tetrachloroethene	**449**	ug/L	10.0	4.1	10		10/22/21 18:51	127-18-4	
Tetrahydrofuran	**<24.2**	ug/L	250	24.2	10		10/22/21 18:51	109-99-9	
Toluene	**<2.9**	ug/L	10.0	2.9	10		10/22/21 18:51	108-88-3	
Trichloroethene	**18.6**	ug/L	10.0	3.2	10		10/22/21 18:51	79-01-6	
Trichlorofluoromethane	**<4.2**	ug/L	10.0	4.2	10		10/22/21 18:51	75-69-4	
Vinyl chloride	**<1.7**	ug/L	10.0	1.7	10		10/22/21 18:51	75-01-4	
Xylene (Total)	**<10.5**	ug/L	30.0	10.5	10		10/22/21 18:51	1330-20-7	
cis-1,2-Dichloroethene	**23.9**	ug/L	10.0	4.7	10		10/22/21 18:51	156-59-2	
cis-1,3-Dichloropropene	**<3.6**	ug/L	10.0	3.6	10		10/22/21 18:51	10061-01-5	
m&p-Xylene	**<7.0**	ug/L	20.0	7.0	10		10/22/21 18:51	179601-23-1	
n-Butylbenzene	**<8.6**	ug/L	10.0	8.6	10		10/22/21 18:51	104-51-8	
n-Hexane	**<14.6**	ug/L	50.0	14.6	10		10/22/21 18:51	110-54-3	
n-Propylbenzene	**<3.5**	ug/L	10.0	3.5	10		10/22/21 18:51	103-65-1	
o-Xylene	**<3.5**	ug/L	10.0	3.5	10		10/22/21 18:51	95-47-6	
p-Isopropyltoluene	**<10.4**	ug/L	50.0	10.4	10		10/22/21 18:51	99-87-6	
sec-Butylbenzene	**<4.2**	ug/L	10.0	4.2	10		10/22/21 18:51	135-98-8	
tert-Butylbenzene	**<5.9**	ug/L	10.0	5.9	10		10/22/21 18:51	98-06-6	
trans-1,2-Dichloroethene	**<5.3**	ug/L	10.0	5.3	10		10/22/21 18:51	156-60-5	
trans-1,3-Dichloropropene	**<34.6**	ug/L	50.0	34.6	10		10/22/21 18:51	10061-02-6	
Surrogates									
4-Bromofluorobenzene (S)	92	%	70-130		10		10/22/21 18:51	460-00-4	
1,2-Dichlorobenzene-d4 (S)	103	%	70-130		10		10/22/21 18:51	2199-69-1	
Toluene-d8 (S)	100	%	70-130		10		10/22/21 18:51	2037-26-5	

REPORT OF LABORATORY ANALYSIS

This report shall not be reproduced, except in full,
without the written consent of Pace Analytical Services, LLC.

Pace Analytical Services, LLC
1241 Bellevue Street - Suite 9
Green Bay, WI 54302
(920)469-2436

ANALYTICAL RESULTS

Project: A214209 MADISON KIPP CORP.
Pace Project No.: 40235555

Sample: DUP-02-202110 **Lab ID: 40235555015** Collected: 10/18/21 00:00 Received: 10/21/21 08:00 Matrix: Water

Parameters	Results	Units	LOQ	LOD	DF	Prepared	Analyzed	CAS No.	Qual
8260 MSV	Analytical Method: EPA 8260 Pace Analytical Services - Green Bay								
1,1,1,2-Tetrachloroethane	**<0.36**	ug/L	1.0	0.36	1		10/22/21 15:25	630-20-6	
1,1,1-Trichloroethane	**<0.30**	ug/L	1.0	0.30	1		10/22/21 15:25	71-55-6	
1,1,2,2-Tetrachloroethane	**<0.38**	ug/L	1.0	0.38	1		10/22/21 15:25	79-34-5	
1,1,2-Trichloroethane	**<0.34**	ug/L	5.0	0.34	1		10/22/21 15:25	79-00-5	
1,1,2-Trichlorotrifluoroethane	**<0.38**	ug/L	5.0	0.38	1		10/22/21 15:25	76-13-1	
1,1-Dichloroethane	**<0.30**	ug/L	1.0	0.30	1		10/22/21 15:25	75-34-3	
1,1-Dichloroethene	**<0.58**	ug/L	1.0	0.58	1		10/22/21 15:25	75-35-4	
1,1-Dichloropropene	**<0.41**	ug/L	1.0	0.41	1		10/22/21 15:25	563-58-6	
1,2,3-Trichlorobenzene	**<1.0**	ug/L	5.0	1.0	1		10/22/21 15:25	87-61-6	
1,2,3-Trichloropropane	**<0.56**	ug/L	5.0	0.56	1		10/22/21 15:25	96-18-4	
1,2,4-Trichlorobenzene	**<0.95**	ug/L	5.0	0.95	1		10/22/21 15:25	120-82-1	
1,2,4-Trimethylbenzene	**<0.45**	ug/L	1.0	0.45	1		10/22/21 15:25	95-63-6	
1,2-Dibromo-3-chloropropane	**<2.4**	ug/L	5.0	2.4	1		10/22/21 15:25	96-12-8	
1,2-Dibromoethane (EDB)	**<0.31**	ug/L	1.0	0.31	1		10/22/21 15:25	106-93-4	
1,2-Dichlorobenzene	**<0.33**	ug/L	1.0	0.33	1		10/22/21 15:25	95-50-1	
1,2-Dichloroethane	**<0.29**	ug/L	1.0	0.29	1		10/22/21 15:25	107-06-2	
1,2-Dichloropropane	**<0.45**	ug/L	1.0	0.45	1		10/22/21 15:25	78-87-5	
1,3,5-Trimethylbenzene	**<0.36**	ug/L	1.0	0.36	1		10/22/21 15:25	108-67-8	
1,3-Dichlorobenzene	**<0.35**	ug/L	1.0	0.35	1		10/22/21 15:25	541-73-1	
1,3-Dichloropropane	**<0.30**	ug/L	1.0	0.30	1		10/22/21 15:25	142-28-9	
1,4-Dichlorobenzene	**<0.89**	ug/L	1.0	0.89	1		10/22/21 15:25	106-46-7	
2,2-Dichloropropane	**<4.2**	ug/L	5.0	4.2	1		10/22/21 15:25	594-20-7	
2-Butanone (MEK)	**<6.5**	ug/L	25.0	6.5	1		10/22/21 15:25	78-93-3	
2-Chlorotoluene	**<0.89**	ug/L	5.0	0.89	1		10/22/21 15:25	95-49-8	
2-Hexanone	**<6.3**	ug/L	25.0	6.3	1		10/22/21 15:25	591-78-6	
4-Chlorotoluene	**<0.89**	ug/L	5.0	0.89	1		10/22/21 15:25	106-43-4	
4-Methyl-2-pentanone (MIBK)	**<6.0**	ug/L	25.0	6.0	1		10/22/21 15:25	108-10-1	
Acetone	**<8.6**	ug/L	25.0	8.6	1		10/22/21 15:25	67-64-1	
Benzene	**<0.30**	ug/L	1.0	0.30	1		10/22/21 15:25	71-43-2	
Bromobenzene	**<0.36**	ug/L	1.0	0.36	1		10/22/21 15:25	108-86-1	
Bromochloromethane	**<0.36**	ug/L	5.0	0.36	1		10/22/21 15:25	74-97-5	
Bromodichloromethane	**<0.42**	ug/L	1.0	0.42	1		10/22/21 15:25	75-27-4	
Bromoform	**<3.8**	ug/L	5.0	3.8	1		10/22/21 15:25	75-25-2	
Bromomethane	**<1.2**	ug/L	5.0	1.2	1		10/22/21 15:25	74-83-9	
Carbon disulfide	**<1.1**	ug/L	5.0	1.1	1		10/22/21 15:25	75-15-0	
Carbon tetrachloride	**<0.37**	ug/L	1.0	0.37	1		10/22/21 15:25	56-23-5	
Chlorobenzene	**<0.86**	ug/L	1.0	0.86	1		10/22/21 15:25	108-90-7	
Chloroethane	**<1.4**	ug/L	5.0	1.4	1		10/22/21 15:25	75-00-3	
Chloroform	**<1.2**	ug/L	5.0	1.2	1		10/22/21 15:25	67-66-3	
Chloromethane	**<1.6**	ug/L	5.0	1.6	1		10/22/21 15:25	74-87-3	
Dibromochloromethane	**<2.6**	ug/L	5.0	2.6	1		10/22/21 15:25	124-48-1	
Dibromomethane	**<0.99**	ug/L	5.0	0.99	1		10/22/21 15:25	74-95-3	
Dichlorodifluoromethane	**<0.46**	ug/L	5.0	0.46	1		10/22/21 15:25	75-71-8	
Diisopropyl ether	**<1.1**	ug/L	5.0	1.1	1		10/22/21 15:25	108-20-3	
Ethylbenzene	**<0.33**	ug/L	1.0	0.33	1		10/22/21 15:25	100-41-4	

REPORT OF LABORATORY ANALYSIS

This report shall not be reproduced, except in full,
without the written consent of Pace Analytical Services, LLC.

Pace Analytical Services, LLC
1241 Bellevue Street - Suite 9
Green Bay, WI 54302
(920)469-2436

ANALYTICAL RESULTS

Project: A214209 MADISON KIPP CORP.
Pace Project No.: 40235555

Sample: DUP-02-202110 **Lab ID: 40235555015** Collected: 10/18/21 00:00 Received: 10/21/21 08:00 Matrix: Water

Parameters	Results	Units	LOQ	LOD	DF	Prepared	Analyzed	CAS No.	Qual
8260 MSV	Analytical Method: EPA 8260 Pace Analytical Services - Green Bay								
Hexachloro-1,3-butadiene	**<2.7**	ug/L	5.0	2.7	1		10/22/21 15:25	87-68-3	
Isopropylbenzene (Cumene)	**<1.0**	ug/L	5.0	1.0	1		10/22/21 15:25	98-82-8	
Methyl-tert-butyl ether	**8.4**	ug/L	5.0	1.1	1		10/22/21 15:25	1634-04-4	
Methylene Chloride	**<0.32**	ug/L	5.0	0.32	1		10/22/21 15:25	75-09-2	
Naphthalene	**<1.1**	ug/L	5.0	1.1	1		10/22/21 15:25	91-20-3	
Styrene	**<0.36**	ug/L	1.0	0.36	1		10/22/21 15:25	100-42-5	
Tetrachloroethene	**30.3**	ug/L	1.0	0.41	1		10/22/21 15:25	127-18-4	
Tetrahydrofuran	**<2.4**	ug/L	25.0	2.4	1		10/22/21 15:25	109-99-9	
Toluene	**<0.29**	ug/L	1.0	0.29	1		10/22/21 15:25	108-88-3	
Trichloroethene	**7.7**	ug/L	1.0	0.32	1		10/22/21 15:25	79-01-6	
Trichlorofluoromethane	**<0.42**	ug/L	1.0	0.42	1		10/22/21 15:25	75-69-4	
Vinyl chloride	**<0.17**	ug/L	1.0	0.17	1		10/22/21 15:25	75-01-4	
Xylene (Total)	**<1.0**	ug/L	3.0	1.0	1		10/22/21 15:25	1330-20-7	
cis-1,2-Dichloroethene	**7.1**	ug/L	1.0	0.47	1		10/22/21 15:25	156-59-2	
cis-1,3-Dichloropropene	**<0.36**	ug/L	1.0	0.36	1		10/22/21 15:25	10061-01-5	
m&p-Xylene	**<0.70**	ug/L	2.0	0.70	1		10/22/21 15:25	179601-23-1	
n-Butylbenzene	**<0.86**	ug/L	1.0	0.86	1		10/22/21 15:25	104-51-8	
n-Hexane	**<1.5**	ug/L	5.0	1.5	1		10/22/21 15:25	110-54-3	
n-Propylbenzene	**<0.35**	ug/L	1.0	0.35	1		10/22/21 15:25	103-65-1	
o-Xylene	**<0.35**	ug/L	1.0	0.35	1		10/22/21 15:25	95-47-6	
p-Isopropyltoluene	**<1.0**	ug/L	5.0	1.0	1		10/22/21 15:25	99-87-6	
sec-Butylbenzene	**<0.42**	ug/L	1.0	0.42	1		10/22/21 15:25	135-98-8	
tert-Butylbenzene	**<0.59**	ug/L	1.0	0.59	1		10/22/21 15:25	98-06-6	
trans-1,2-Dichloroethene	**<0.53**	ug/L	1.0	0.53	1		10/22/21 15:25	156-60-5	
trans-1,3-Dichloropropene	**<3.5**	ug/L	5.0	3.5	1		10/22/21 15:25	10061-02-6	
Surrogates									
4-Bromofluorobenzene (S)	91	%	70-130		1		10/22/21 15:25	460-00-4	
1,2-Dichlorobenzene-d4 (S)	100	%	70-130		1		10/22/21 15:25	2199-69-1	
Toluene-d8 (S)	100	%	70-130		1		10/22/21 15:25	2037-26-5	

REPORT OF LABORATORY ANALYSIS

This report shall not be reproduced, except in full,
without the written consent of Pace Analytical Services, LLC.

Pace Analytical Services, LLC
1241 Bellevue Street - Suite 9
Green Bay, WI 54302
(920)469-2436

ANALYTICAL RESULTS

Project: A214209 MADISON KIPP CORP.
Pace Project No.: 40235555

Sample: MW-2D-202110 **Lab ID: 40235555016** Collected: 10/15/21 15:50 Received: 10/21/21 08:00 Matrix: Water

Parameters	Results	Units	LOQ	LOD	DF	Prepared	Analyzed	CAS No.	Qual
8260 MSV	Analytical Method: EPA 8260 Pace Analytical Services - Green Bay								
1,1,1,2-Tetrachloroethane	**<0.36**	ug/L	1.0	0.36	1		10/22/21 15:06	630-20-6	
1,1,1-Trichloroethane	**<0.30**	ug/L	1.0	0.30	1		10/22/21 15:06	71-55-6	
1,1,2,2-Tetrachloroethane	**<0.38**	ug/L	1.0	0.38	1		10/22/21 15:06	79-34-5	
1,1,2-Trichloroethane	**<0.34**	ug/L	5.0	0.34	1		10/22/21 15:06	79-00-5	
1,1,2-Trichlorotrifluoroethane	**<0.38**	ug/L	5.0	0.38	1		10/22/21 15:06	76-13-1	
1,1-Dichloroethane	**<0.30**	ug/L	1.0	0.30	1		10/22/21 15:06	75-34-3	
1,1-Dichloroethene	**<0.58**	ug/L	1.0	0.58	1		10/22/21 15:06	75-35-4	
1,1-Dichloropropene	**<0.41**	ug/L	1.0	0.41	1		10/22/21 15:06	563-58-6	
1,2,3-Trichlorobenzene	**<1.0**	ug/L	5.0	1.0	1		10/22/21 15:06	87-61-6	
1,2,3-Trichloropropane	**<0.56**	ug/L	5.0	0.56	1		10/22/21 15:06	96-18-4	
1,2,4-Trichlorobenzene	**<0.95**	ug/L	5.0	0.95	1		10/22/21 15:06	120-82-1	
1,2,4-Trimethylbenzene	**<0.45**	ug/L	1.0	0.45	1		10/22/21 15:06	95-63-6	
1,2-Dibromo-3-chloropropane	**<2.4**	ug/L	5.0	2.4	1		10/22/21 15:06	96-12-8	
1,2-Dibromoethane (EDB)	**<0.31**	ug/L	1.0	0.31	1		10/22/21 15:06	106-93-4	
1,2-Dichlorobenzene	**<0.33**	ug/L	1.0	0.33	1		10/22/21 15:06	95-50-1	
1,2-Dichloroethane	**<0.29**	ug/L	1.0	0.29	1		10/22/21 15:06	107-06-2	
1,2-Dichloropropane	**<0.45**	ug/L	1.0	0.45	1		10/22/21 15:06	78-87-5	
1,3,5-Trimethylbenzene	**<0.36**	ug/L	1.0	0.36	1		10/22/21 15:06	108-67-8	
1,3-Dichlorobenzene	**<0.35**	ug/L	1.0	0.35	1		10/22/21 15:06	541-73-1	
1,3-Dichloropropane	**<0.30**	ug/L	1.0	0.30	1		10/22/21 15:06	142-28-9	
1,4-Dichlorobenzene	**<0.89**	ug/L	1.0	0.89	1		10/22/21 15:06	106-46-7	
2,2-Dichloropropane	**<4.2**	ug/L	5.0	4.2	1		10/22/21 15:06	594-20-7	
2-Butanone (MEK)	**<6.5**	ug/L	25.0	6.5	1		10/22/21 15:06	78-93-3	
2-Chlorotoluene	**<0.89**	ug/L	5.0	0.89	1		10/22/21 15:06	95-49-8	
2-Hexanone	**<6.3**	ug/L	25.0	6.3	1		10/22/21 15:06	591-78-6	
4-Chlorotoluene	**<0.89**	ug/L	5.0	0.89	1		10/22/21 15:06	106-43-4	
4-Methyl-2-pentanone (MIBK)	**<6.0**	ug/L	25.0	6.0	1		10/22/21 15:06	108-10-1	
Acetone	**<8.6**	ug/L	25.0	8.6	1		10/22/21 15:06	67-64-1	
Benzene	**<0.30**	ug/L	1.0	0.30	1		10/22/21 15:06	71-43-2	
Bromobenzene	**<0.36**	ug/L	1.0	0.36	1		10/22/21 15:06	108-86-1	
Bromochloromethane	**<0.36**	ug/L	5.0	0.36	1		10/22/21 15:06	74-97-5	
Bromodichloromethane	**<0.42**	ug/L	1.0	0.42	1		10/22/21 15:06	75-27-4	
Bromoform	**<3.8**	ug/L	5.0	3.8	1		10/22/21 15:06	75-25-2	
Bromomethane	**<1.2**	ug/L	5.0	1.2	1		10/22/21 15:06	74-83-9	
Carbon disulfide	**<1.1**	ug/L	5.0	1.1	1		10/22/21 15:06	75-15-0	
Carbon tetrachloride	**<0.37**	ug/L	1.0	0.37	1		10/22/21 15:06	56-23-5	
Chlorobenzene	**<0.86**	ug/L	1.0	0.86	1		10/22/21 15:06	108-90-7	
Chloroethane	**<1.4**	ug/L	5.0	1.4	1		10/22/21 15:06	75-00-3	
Chloroform	**<1.2**	ug/L	5.0	1.2	1		10/22/21 15:06	67-66-3	
Chloromethane	**<1.6**	ug/L	5.0	1.6	1		10/22/21 15:06	74-87-3	
Dibromochloromethane	**<2.6**	ug/L	5.0	2.6	1		10/22/21 15:06	124-48-1	
Dibromomethane	**<0.99**	ug/L	5.0	0.99	1		10/22/21 15:06	74-95-3	
Dichlorodifluoromethane	**<0.46**	ug/L	5.0	0.46	1		10/22/21 15:06	75-71-8	
Diisopropyl ether	**<1.1**	ug/L	5.0	1.1	1		10/22/21 15:06	108-20-3	
Ethylbenzene	**<0.33**	ug/L	1.0	0.33	1		10/22/21 15:06	100-41-4	

REPORT OF LABORATORY ANALYSIS

This report shall not be reproduced, except in full,
without the written consent of Pace Analytical Services, LLC.

Pace Analytical Services, LLC
1241 Bellevue Street - Suite 9
Green Bay, WI 54302
(920)469-2436

ANALYTICAL RESULTS

Project: A214209 MADISON KIPP CORP.
Pace Project No.: 40235555

Sample: MW-2D-202110 **Lab ID: 40235555016** Collected: 10/15/21 15:50 Received: 10/21/21 08:00 Matrix: Water

Parameters	Results	Units	LOQ	LOD	DF	Prepared	Analyzed	CAS No.	Qual
8260 MSV	Analytical Method: EPA 8260 Pace Analytical Services - Green Bay								
Hexachloro-1,3-butadiene	**<2.7**	ug/L	5.0	2.7	1		10/22/21 15:06	87-68-3	
Isopropylbenzene (Cumene)	**<1.0**	ug/L	5.0	1.0	1		10/22/21 15:06	98-82-8	
Methyl-tert-butyl ether	**<1.1**	ug/L	5.0	1.1	1		10/22/21 15:06	1634-04-4	
Methylene Chloride	**<0.32**	ug/L	5.0	0.32	1		10/22/21 15:06	75-09-2	
Naphthalene	**<1.1**	ug/L	5.0	1.1	1		10/22/21 15:06	91-20-3	
Styrene	**<0.36**	ug/L	1.0	0.36	1		10/22/21 15:06	100-42-5	
Tetrachloroethene	**4.7**	ug/L	1.0	0.41	1		10/22/21 15:06	127-18-4	
Tetrahydrofuran	**<2.4**	ug/L	25.0	2.4	1		10/22/21 15:06	109-99-9	
Toluene	**<0.29**	ug/L	1.0	0.29	1		10/22/21 15:06	108-88-3	
Trichloroethene	**<0.32**	ug/L	1.0	0.32	1		10/22/21 15:06	79-01-6	
Trichlorofluoromethane	**<0.42**	ug/L	1.0	0.42	1		10/22/21 15:06	75-69-4	
Vinyl chloride	**<0.17**	ug/L	1.0	0.17	1		10/22/21 15:06	75-01-4	
Xylene (Total)	**<1.0**	ug/L	3.0	1.0	1		10/22/21 15:06	1330-20-7	
cis-1,2-Dichloroethene	**<0.47**	ug/L	1.0	0.47	1		10/22/21 15:06	156-59-2	
cis-1,3-Dichloropropene	**<0.36**	ug/L	1.0	0.36	1		10/22/21 15:06	10061-01-5	
m&p-Xylene	**<0.70**	ug/L	2.0	0.70	1		10/22/21 15:06	179601-23-1	
n-Butylbenzene	**<0.86**	ug/L	1.0	0.86	1		10/22/21 15:06	104-51-8	
n-Hexane	**<1.5**	ug/L	5.0	1.5	1		10/22/21 15:06	110-54-3	
n-Propylbenzene	**<0.35**	ug/L	1.0	0.35	1		10/22/21 15:06	103-65-1	
o-Xylene	**<0.35**	ug/L	1.0	0.35	1		10/22/21 15:06	95-47-6	
p-Isopropyltoluene	**<1.0**	ug/L	5.0	1.0	1		10/22/21 15:06	99-87-6	
sec-Butylbenzene	**<0.42**	ug/L	1.0	0.42	1		10/22/21 15:06	135-98-8	
tert-Butylbenzene	**<0.59**	ug/L	1.0	0.59	1		10/22/21 15:06	98-06-6	
trans-1,2-Dichloroethene	**<0.53**	ug/L	1.0	0.53	1		10/22/21 15:06	156-60-5	
trans-1,3-Dichloropropene	**<3.5**	ug/L	5.0	3.5	1		10/22/21 15:06	10061-02-6	
Surrogates									
4-Bromofluorobenzene (S)	93	%	70-130		1		10/22/21 15:06	460-00-4	
1,2-Dichlorobenzene-d4 (S)	102	%	70-130		1		10/22/21 15:06	2199-69-1	
Toluene-d8 (S)	99	%	70-130		1		10/22/21 15:06	2037-26-5	

REPORT OF LABORATORY ANALYSIS

This report shall not be reproduced, except in full,
without the written consent of Pace Analytical Services, LLC.

Pace Analytical Services, LLC
1241 Bellevue Street - Suite 9
Green Bay, WI 54302
(920)469-2436

QUALITY CONTROL DATA

Project: A214209 MADISON KIPP CORP.
Pace Project No.: 40235555

QC Batch: 399318
QC Batch Method: EPA 8260
Analysis Method: EPA 8260
Analysis Description: 8260 MSV
Laboratory: Pace Analytical Services - Green Bay
Associated Lab Samples: 40235555001, 40235555002, 40235555003, 40235555004, 40235555005, 40235555006, 40235555007, 40235555009, 40235555010, 40235555013, 40235555014, 40235555015, 40235555016

METHOD BLANK: 2305505
Matrix: Water
Associated Lab Samples: 40235555001, 40235555002, 40235555003, 40235555004, 40235555005, 40235555006, 40235555007, 40235555009, 40235555010, 40235555013, 40235555014, 40235555015, 40235555016

Parameter	Units	Blank Result	Reporting Limit	Analyzed	Qualifiers
1,1,1,2-Tetrachloroethane	ug/L	<0.36	1.0	10/22/21 09:56	
1,1,1-Trichloroethane	ug/L	<0.30	1.0	10/22/21 09:56	
1,1,2,2-Tetrachloroethane	ug/L	<0.38	1.0	10/22/21 09:56	
1,1,2-Trichloroethane	ug/L	<0.34	5.0	10/22/21 09:56	
1,1,2-Trichlorotrifluoroethane	ug/L	<0.38	5.0	10/22/21 09:56	
1,1-Dichloroethane	ug/L	<0.30	1.0	10/22/21 09:56	
1,1-Dichloroethene	ug/L	<0.58	1.0	10/22/21 09:56	
1,1-Dichloropropene	ug/L	<0.41	1.0	10/22/21 09:56	
1,2,3-Trichlorobenzene	ug/L	<1.0	5.0	10/22/21 09:56	
1,2,3-Trichloropropane	ug/L	<0.56	5.0	10/22/21 09:56	
1,2,4-Trichlorobenzene	ug/L	<0.95	5.0	10/22/21 09:56	
1,2,4-Trimethylbenzene	ug/L	<0.45	1.0	10/22/21 09:56	
1,2-Dibromo-3-chloropropane	ug/L	<2.4	5.0	10/22/21 09:56	
1,2-Dibromoethane (EDB)	ug/L	<0.31	1.0	10/22/21 09:56	
1,2-Dichlorobenzene	ug/L	<0.33	1.0	10/22/21 09:56	
1,2-Dichloroethane	ug/L	<0.29	1.0	10/22/21 09:56	
1,2-Dichloropropane	ug/L	<0.45	1.0	10/22/21 09:56	
1,3,5-Trimethylbenzene	ug/L	<0.36	1.0	10/22/21 09:56	
1,3-Dichlorobenzene	ug/L	<0.35	1.0	10/22/21 09:56	
1,3-Dichloropropane	ug/L	<0.30	1.0	10/22/21 09:56	
1,4-Dichlorobenzene	ug/L	<0.89	1.0	10/22/21 09:56	
2,2-Dichloropropane	ug/L	<4.2	5.0	10/22/21 09:56	
2-Butanone (MEK)	ug/L	<6.5	25.0	10/22/21 09:56	
2-Chlorotoluene	ug/L	<0.89	5.0	10/22/21 09:56	
2-Hexanone	ug/L	<6.3	25.0	10/22/21 09:56	
4-Chlorotoluene	ug/L	<0.89	5.0	10/22/21 09:56	
4-Methyl-2-pentanone (MIBK)	ug/L	<6.0	25.0	10/22/21 09:56	
Acetone	ug/L	<8.6	25.0	10/22/21 09:56	
Benzene	ug/L	<0.30	1.0	10/22/21 09:56	
Bromobenzene	ug/L	<0.36	1.0	10/22/21 09:56	
Bromochloromethane	ug/L	<0.36	5.0	10/22/21 09:56	
Bromodichloromethane	ug/L	<0.42	1.0	10/22/21 09:56	
Bromoform	ug/L	<3.8	5.0	10/22/21 09:56	
Bromomethane	ug/L	<1.2	5.0	10/22/21 09:56	
Carbon disulfide	ug/L	<1.1	5.0	10/22/21 09:56	
Carbon tetrachloride	ug/L	<0.37	1.0	10/22/21 09:56	
Chlorobenzene	ug/L	<0.86	1.0	10/22/21 09:56	
Chloroethane	ug/L	<1.4	5.0	10/22/21 09:56	
Chloroform	ug/L	<1.2	5.0	10/22/21 09:56	

Results presented on this page are in the units indicated by the "Units" column except where an alternate unit is presented to the right of the result.

REPORT OF LABORATORY ANALYSIS

This report shall not be reproduced, except in full,
without the written consent of Pace Analytical Services, LLC.

Pace Analytical Services, LLC
1241 Bellevue Street - Suite 9
Green Bay, WI 54302
(920)469-2436

QUALITY CONTROL DATA

Project: A214209 MADISON KIPP CORP.
Pace Project No.: 40235555

METHOD BLANK: 2305505 Matrix: Water

Associated Lab Samples: 40235555001, 40235555002, 40235555003, 40235555004, 40235555005, 40235555006, 40235555007, 40235555009, 40235555010, 40235555013, 40235555014, 40235555015, 40235555016

Parameter	Units	Blank Result	Reporting Limit	Analyzed	Qualifiers
Chloromethane	ug/L	<1.6	5.0	10/22/21 09:56	
cis-1,2-Dichloroethene	ug/L	<0.47	1.0	10/22/21 09:56	
cis-1,3-Dichloropropene	ug/L	<0.36	1.0	10/22/21 09:56	
Dibromochloromethane	ug/L	<2.6	5.0	10/22/21 09:56	
Dibromomethane	ug/L	<0.99	5.0	10/22/21 09:56	
Dichlorodifluoromethane	ug/L	<0.46	5.0	10/22/21 09:56	
Diisopropyl ether	ug/L	<1.1	5.0	10/22/21 09:56	
Ethylbenzene	ug/L	<0.33	1.0	10/22/21 09:56	
Hexachloro-1,3-butadiene	ug/L	<2.7	5.0	10/22/21 09:56	
Isopropylbenzene (Cumene)	ug/L	<1.0	5.0	10/22/21 09:56	
m&p-Xylene	ug/L	<0.70	2.0	10/22/21 09:56	
Methyl-tert-butyl ether	ug/L	<1.1	5.0	10/22/21 09:56	
Methylene Chloride	ug/L	<0.32	5.0	10/22/21 09:56	
n-Butylbenzene	ug/L	<0.86	1.0	10/22/21 09:56	
n-Hexane	ug/L	<1.5	5.0	10/22/21 09:56	
n-Propylbenzene	ug/L	<0.35	1.0	10/22/21 09:56	
Naphthalene	ug/L	<1.1	5.0	10/22/21 09:56	
o-Xylene	ug/L	<0.35	1.0	10/22/21 09:56	
p-Isopropyltoluene	ug/L	<1.0	5.0	10/22/21 09:56	
sec-Butylbenzene	ug/L	<0.42	1.0	10/22/21 09:56	
Styrene	ug/L	<0.36	1.0	10/22/21 09:56	
tert-Butylbenzene	ug/L	<0.59	1.0	10/22/21 09:56	
Tetrachloroethene	ug/L	<0.41	1.0	10/22/21 09:56	
Tetrahydrofuran	ug/L	<2.4	25.0	10/22/21 09:56	
Toluene	ug/L	<0.29	1.0	10/22/21 09:56	
trans-1,2-Dichloroethene	ug/L	<0.53	1.0	10/22/21 09:56	
trans-1,3-Dichloropropene	ug/L	<3.5	5.0	10/22/21 09:56	
Trichloroethene	ug/L	<0.32	1.0	10/22/21 09:56	
Trichlorofluoromethane	ug/L	<0.42	1.0	10/22/21 09:56	
Vinyl chloride	ug/L	<0.17	1.0	10/22/21 09:56	
Xylene (Total)	ug/L	<1.0	3.0	10/22/21 09:56	
1,2-Dichlorobenzene-d4 (S)	%	100	70-130	10/22/21 09:56	
4-Bromofluorobenzene (S)	%	93	70-130	10/22/21 09:56	
Toluene-d8 (S)	%	100	70-130	10/22/21 09:56	

LABORATORY CONTROL SAMPLE: 2305506

Parameter	Units	Spike Conc.	LCS Result	LCS % Rec	% Rec Limits	Qualifiers
1,1,1-Trichloroethane	ug/L	50	52.9	106	70-130	
1,1,2,2-Tetrachloroethane	ug/L	50	55.4	111	66-130	
1,1,2-Trichloroethane	ug/L	50	55.7	111	70-130	
1,1,2-Trichlorotrifluoroethane	ug/L	50	47.5	95	50-150	
1,1-Dichloroethane	ug/L	50	58.4	117	68-132	

Results presented on this page are in the units indicated by the "Units" column except where an alternate unit is presented to the right of the result.

REPORT OF LABORATORY ANALYSIS

This report shall not be reproduced, except in full,
without the written consent of Pace Analytical Services, LLC.

Pace Analytical Services, LLC
1241 Bellevue Street - Suite 9
Green Bay, WI 54302
(920)469-2436

QUALITY CONTROL DATA

Project: A214209 MADISON KIPP CORP.
Pace Project No.: 40235555

LABORATORY CONTROL SAMPLE: 2305506

Parameter	Units	Spike Conc.	LCS Result	LCS % Rec	% Rec Limits	Qualifiers
1,1-Dichloroethene	ug/L	50	48.2	96	85-126	
1,2,4-Trichlorobenzene	ug/L	50	51.9	104	70-130	
1,2-Dibromo-3-chloropropane	ug/L	50	46.1	92	51-126	
1,2-Dibromoethane (EDB)	ug/L	50	54.8	110	70-130	
1,2-Dichlorobenzene	ug/L	50	57.6	115	70-130	
1,2-Dichloroethane	ug/L	50	55.9	112	70-130	
1,2-Dichloropropane	ug/L	50	57.0	114	78-125	
1,3-Dichlorobenzene	ug/L	50	56.7	113	70-130	
1,4-Dichlorobenzene	ug/L	50	57.5	115	70-130	
Benzene	ug/L	50	54.7	109	70-132	
Bromodichloromethane	ug/L	50	53.7	107	70-130	
Bromoform	ug/L	50	46.3	93	65-130	
Bromomethane	ug/L	50	36.5	73	44-128	
Carbon disulfide	ug/L	50	45.7	91	60-140	
Carbon tetrachloride	ug/L	50	56.0	112	70-130	
Chlorobenzene	ug/L	50	57.7	115	70-130	
Chloroethane	ug/L	50	52.5	105	73-137	
Chloroform	ug/L	50	55.2	110	80-122	
Chloromethane	ug/L	50	29.6	59	27-148	
cis-1,2-Dichloroethene	ug/L	50	51.4	103	70-130	
cis-1,3-Dichloropropene	ug/L	50	50.0	100	70-130	
Dibromochloromethane	ug/L	50	52.3	105	70-130	
Dichlorodifluoromethane	ug/L	50	15.6	31	22-151	
Ethylbenzene	ug/L	50	56.5	113	80-123	
Isopropylbenzene (Cumene)	ug/L	50	58.6	117	70-130	
m&p-Xylene	ug/L	100	114	114	70-130	
Methyl-tert-butyl ether	ug/L	50	43.9	88	66-130	
Methylene Chloride	ug/L	50	48.7	97	70-130	
o-Xylene	ug/L	50	57.1	114	70-130	
Styrene	ug/L	50	58.4	117	70-130	
Tetrachloroethene	ug/L	50	57.7	115	70-130	
Toluene	ug/L	50	55.5	111	80-121	
trans-1,2-Dichloroethene	ug/L	50	51.4	103	70-130	
trans-1,3-Dichloropropene	ug/L	50	49.3	99	58-125	
Trichloroethene	ug/L	50	54.5	109	70-130	
Trichlorofluoromethane	ug/L	50	43.8	88	84-148	
Vinyl chloride	ug/L	50	39.4	79	63-142	
Xylene (Total)	ug/L	150	171	114	70-130	
1,2-Dichlorobenzene-d4 (S)	%			98	70-130	
4-Bromofluorobenzene (S)	%			97	70-130	
Toluene-d8 (S)	%			102	70-130	

Results presented on this page are in the units indicated by the "Units" column except where an alternate unit is presented to the right of the result.

REPORT OF LABORATORY ANALYSIS

This report shall not be reproduced, except in full,
without the written consent of Pace Analytical Services, LLC.

Pace Analytical Services, LLC
1241 Bellevue Street - Suite 9
Green Bay, WI 54302
(920)469-2436

QUALITY CONTROL DATA

Project: A214209 MADISON KIPP CORP.
Pace Project No.: 40235555

MATRIX SPIKE & MATRIX SPIKE DUPLICATE: 2305507 2305508

Parameter	Units	40235555005 Result	MS Spike Conc.	MSD Spike Conc.	MS Result	MSD Result	MS % Rec	MSD % Rec	% Rec Limits	RPD	Max RPD	Qual
1,1,1-Trichloroethane	ug/L	<0.30	50	50	54.7	54.7	109	109	70-130	0	20	
1,1,2,2-Tetrachloroethane	ug/L	<0.38	50	50	54.8	54.8	110	110	66-130	0	20	
1,1,2-Trichloroethane	ug/L	<0.34	50	50	56.2	56.2	112	112	70-130	0	20	
1,1,2-Trichlorotrifluoroethane	ug/L	<0.38	50	50	46.5	46.5	93	93	50-150	0	20	
1,1-Dichloroethane	ug/L	<0.30	50	50	58.9	58.9	118	118	68-132	0	20	
1,1-Dichloroethene	ug/L	<0.58	50	50	48.7	48.7	97	97	76-132	0	20	
1,2,4-Trichlorobenzene	ug/L	<0.95	50	50	51.4	51.4	103	103	70-130	0	20	
1,2-Dibromo-3-chloropropane	ug/L	<2.4	50	50	48.4	48.4	97	97	51-126	0	20	
1,2-Dibromoethane (EDB)	ug/L	<0.31	50	50	55.2	55.2	110	110	70-130	0	20	
1,2-Dichlorobenzene	ug/L	<0.33	50	50	56.4	56.4	113	113	70-130	0	20	
1,2-Dichloroethane	ug/L	<0.29	50	50	52.8	52.8	106	106	70-130	0	20	
1,2-Dichloropropane	ug/L	<0.45	50	50	57.9	57.9	116	116	77-125	0	20	
1,3-Dichlorobenzene	ug/L	<0.35	50	50	55.1	55.1	110	110	70-130	0	20	
1,4-Dichlorobenzene	ug/L	<0.89	50	50	56.4	56.4	113	113	70-130	0	20	
Benzene	ug/L	<0.30	50	50	55.0	55.0	110	110	70-132	0	20	
Bromodichloromethane	ug/L	<0.42	50	50	54.7	54.7	109	109	70-130	0	20	
Bromoform	ug/L	<3.8	50	50	46.8	46.8	94	94	65-130	0	20	
Bromomethane	ug/L	<1.2	50	50	42.5	42.5	85	85	44-128	0	21	
Carbon disulfide	ug/L	<1.1	50	50	46.2	46.2	92	92	60-140	0	20	
Carbon tetrachloride	ug/L	<0.37	50	50	56.8	56.8	114	114	70-132	0	20	
Chlorobenzene	ug/L	<0.86	50	50	58.2	58.2	116	116	70-130	0	20	
Chloroethane	ug/L	<1.4	50	50	52.2	52.2	104	104	70-137	0	20	
Chloroform	ug/L	<1.2	50	50	56.2	56.2	112	112	80-122	0	20	
Chloromethane	ug/L	<1.6	50	50	28.7	28.7	57	57	17-149	0	20	
cis-1,2-Dichloroethene	ug/L	<0.47	50	50	52.5	52.5	105	105	70-130	0	20	
cis-1,3-Dichloropropene	ug/L	<0.36	50	50	50.9	50.9	102	102	70-130	0	20	
Dibromochloromethane	ug/L	<2.6	50	50	53.7	53.7	107	107	70-130	0	20	
Dichlorodifluoromethane	ug/L	<0.46	50	50	14.9	14.9	30	30	22-158	0	20	
Ethylbenzene	ug/L	<0.33	50	50	56.8	56.8	114	114	80-123	0	20	
Isopropylbenzene (Cumene)	ug/L	<1.0	50	50	59.7	59.7	119	119	70-130	0	20	
m&p-Xylene	ug/L	<0.70	100	100	115	115	115	115	70-130	0	20	
Methyl-tert-butyl ether	ug/L	<1.1	50	50	47.3	47.3	95	95	66-130	0	20	
Methylene Chloride	ug/L	<0.32	50	50	48.5	48.5	97	97	70-130	0	20	
o-Xylene	ug/L	<0.35	50	50	57.5	57.5	115	115	70-130	0	20	
Styrene	ug/L	<0.36	50	50	58.8	58.8	118	118	70-130	0	20	
Tetrachloroethene	ug/L	<0.41	50	50	57.1	57.1	114	114	70-130	0	20	
Toluene	ug/L	<0.29	50	50	56.5	56.5	113	113	80-121	0	20	
trans-1,2-Dichloroethene	ug/L	<0.53	50	50	52.6	52.6	105	105	70-134	0	20	
trans-1,3-Dichloropropene	ug/L	<3.5	50	50	51.2	51.2	102	102	58-130	0	20	
Trichloroethene	ug/L	<0.32	50	50	54.5	54.5	109	109	70-130	0	20	
Trichlorofluoromethane	ug/L	<0.42	50	50	43.4	43.4	87	87	82-151	0	20	
Vinyl chloride	ug/L	<0.17	50	50	37.6	37.6	75	75	61-143	0	20	
Xylene (Total)	ug/L	<1.0	150	150	173	173	115	115	70-130	0	20	

Results presented on this page are in the units indicated by the "Units" column except where an alternate unit is presented to the right of the result.

REPORT OF LABORATORY ANALYSIS

This report shall not be reproduced, except in full,
without the written consent of Pace Analytical Services, LLC.

Pace Analytical Services, LLC
1241 Bellevue Street - Suite 9
Green Bay, WI 54302
(920)469-2436

QUALITY CONTROL DATA

Project: A214209 MADISON KIPP CORP.
Pace Project No.: 40235555

MATRIX SPIKE & MATRIX SPIKE DUPLICATE: 2305507 2305508

Parameter	Units	40235555005 Result	MS Spike Conc.	MSD Spike Conc.	MS Result	MSD Result	MS % Rec	MSD % Rec	% Rec Limits	RPD	Max RPD	Qual
1,2-Dichlorobenzene-d4 (S)	%						98	98	70-130			
4-Bromofluorobenzene (S)	%						94	94	70-130			
Toluene-d8 (S)	%						101	101	70-130			

Results presented on this page are in the units indicated by the "Units" column except where an alternate unit is presented to the right of the result.

REPORT OF LABORATORY ANALYSIS

This report shall not be reproduced, except in full,
without the written consent of Pace Analytical Services, LLC.

Pace Analytical Services, LLC
1241 Bellevue Street - Suite 9
Green Bay, WI 54302
(920)469-2436

QUALITY CONTROL DATA

Project: A214209 MADISON KIPP CORP.
Pace Project No.: 40235555

QC Batch: 399301 | Analysis Method: SM 2540C
QC Batch Method: SM 2540C | Analysis Description: 2540C Total Dissolved Solids
Laboratory: Pace Analytical Services - Green Bay
Associated Lab Samples: 40235555003, 40235555008, 40235555009, 40235555010, 40235555011, 40235555012

METHOD BLANK: 2305405 Matrix: Water
Associated Lab Samples: 40235555003, 40235555008, 40235555009, 40235555010, 40235555011, 40235555012

Parameter	Units	Blank Result	Reporting Limit	Analyzed	Qualifiers
Total Dissolved Solids	mg/L	<8.7	20.0	10/21/21 14:44	

LABORATORY CONTROL SAMPLE: 2305406

Parameter	Units	Spike Conc.	LCS Result	LCS % Rec	% Rec Limits	Qualifiers
Total Dissolved Solids	mg/L	575	592	103	80-120	

SAMPLE DUPLICATE: 2305407

Parameter	Units	40235485001 Result	Dup Result	RPD	Max RPD	Qualifiers
Total Dissolved Solids	mg/L	490	488	0	10	

SAMPLE DUPLICATE: 2305408

Parameter	Units	40235485014 Result	Dup Result	RPD	Max RPD	Qualifiers
Total Dissolved Solids	mg/L	378	376	1	10	

Results presented on this page are in the units indicated by the "Units" column except where an alternate unit is presented to the right of the result.

REPORT OF LABORATORY ANALYSIS

This report shall not be reproduced, except in full,
without the written consent of Pace Analytical Services, LLC.

Pace Analytical Services, LLC
1241 Bellevue Street - Suite 9
Green Bay, WI 54302
(920)469-2436

QUALITY CONTROL DATA

Project: A214209 MADISON KIPP CORP.
Pace Project No.: 40235555

QC Batch: 399374 | Analysis Method: SM 2540D
QC Batch Method: SM 2540D | Analysis Description: 2540D Total Suspended Solids
Laboratory: Pace Analytical Services - Green Bay
Associated Lab Samples: 40235555003, 40235555008, 40235555009, 40235555010, 40235555011, 40235555012

METHOD BLANK: 2305751 Matrix: Water
Associated Lab Samples: 40235555003, 40235555008, 40235555009, 40235555010, 40235555011, 40235555012

Parameter	Units	Blank Result	Reporting Limit	Analyzed	Qualifiers
Total Suspended Solids	mg/L	<0.48	1.0	10/22/21 09:26	

LABORATORY CONTROL SAMPLE: 2305752

Parameter	Units	Spike Conc.	LCS Result	LCS % Rec	% Rec Limits	Qualifiers
Total Suspended Solids	mg/L	100	96.0	96	80-120	

SAMPLE DUPLICATE: 2305753

Parameter	Units	10583623001 Result	Dup Result	RPD	Max RPD	Qualifiers
Total Suspended Solids	mg/L	3500	3410	3	10	

SAMPLE DUPLICATE: 2305754

Parameter	Units	40235568004 Result	Dup Result	RPD	Max RPD	Qualifiers
Total Suspended Solids	mg/L	1.6J	1.6J		10	1q

Results presented on this page are in the units indicated by the "Units" column except where an alternate unit is presented to the right of the result.

REPORT OF LABORATORY ANALYSIS

This report shall not be reproduced, except in full,
without the written consent of Pace Analytical Services, LLC.

Pace Analytical Services, LLC
1241 Bellevue Street - Suite 9
Green Bay, WI 54302
(920)469-2436

QUALIFIERS

Project: A214209 MADISON KIPP CORP.
Pace Project No.: 40235555

DEFINITIONS

DF - Dilution Factor, if reported, represents the factor applied to the reported data due to dilution of the sample aliquot.

ND - Not Detected at or above LOD.

J - Estimated concentration at or above the LOD and below the LOQ.

LOD - Limit of Detection adjusted for dilution factor, percent moisture, initial weight and final volume.

LOQ - Limit of Quantitation adjusted for dilution factor, percent moisture, initial weight and final volume.

S - Surrogate

1,2-Diphenylhydrazine decomposes to and cannot be separated from Azobenzene using Method 8270. The result for each analyte is a combined concentration.

Consistent with EPA guidelines, unrounded data are displayed and have been used to calculate % recovery and RPD values.

LCS(D) - Laboratory Control Sample (Duplicate)

MS(D) - Matrix Spike (Duplicate)

DUP - Sample Duplicate

RPD - Relative Percent Difference

NC - Not Calculable.

SG - Silica Gel - Clean-Up

U - Indicates the compound was analyzed for, but not detected at or above the adjusted LOD.

N-Nitrosodiphenylamine decomposes and cannot be separated from Diphenylamine using Method 8270. The result reported for each analyte is a combined concentration.

Pace Analytical is TNI accredited. Contact your Pace PM for the current list of accredited analytes.

TNI - The NELAC Institute.

ANALYTE QUALIFIERS

1q Insufficient sample received from client to perform the analysis per method requirements.

This report shall not be reproduced, except in full,
without the written consent of Pace Analytical Services, LLC.

Pace Analytical Services, LLC
1241 Bellevue Street - Suite 9
Green Bay, WI 54302
(920)469-2436

QUALITY CONTROL DATA CROSS REFERENCE TABLE

Project: A214209 MADISON KIPP CORP.
Pace Project No.: 40235555

Lab ID	Sample ID	QC Batch Method	QC Batch	Analytical Method	Analytical Batch
40235555001	**MW-1-202110**	EPA 8260	399318		
40235555002	**MW-3S-202110**	EPA 8260	399318		
40235555003	**MW-3D-202110**	EPA 8260	399318		
40235555004	**MW-3D2-202110**	EPA 8260	399318		
40235555005	**MW-3D3-202110**	EPA 8260	399318		
40235555006	**MW-9D-202110**	EPA 8260	399318		
40235555007	**MW-9D2-202110**	EPA 8260	399318		
40235555009	**FB-01-202110**	EPA 8260	399318		
40235555010	**MW-28-202110**	EPA 8260	399318		
40235555013	**DUP-03-202110**	EPA 8260	399318		
40235555014	**DUP-04-202110**	EPA 8260	399318		
40235555015	**DUP-02-202110**	EPA 8260	399318		
40235555016	**MW-2D-202110**	EPA 8260	399318		
40235555003	**MW-3D-202110**	SM 2540C	399301		
40235555008	**MW-11S-202110**	SM 2540C	399301		
40235555009	**FB-01-202110**	SM 2540C	399301		
40235555010	**MW-28-202110**	SM 2540C	399301		
40235555011	**MW-29S-202110**	SM 2540C	399301		
40235555012	**MW-29D-202110**	SM 2540C	399301		
40235555003	**MW-3D-202110**	SM 2540D	399374		
40235555008	**MW-11S-202110**	SM 2540D	399374		
40235555009	**FB-01-202110**	SM 2540D	399374		
40235555010	**MW-28-202110**	SM 2540D	399374		
40235555011	**MW-29S-202110**	SM 2540D	399374		
40235555012	**MW-29D-202110**	SM 2540D	399374		

This report shall not be reproduced, except in full,
without the written consent of Pace Analytical Services, LLC.

Pace Analytical®
ENVIRONMENTAL SCIENCES
MOBILE LAB SERVICES

SUBCONTRACT ORDER
Pace Analytical - Madison
A214209

40235555

SENDING LABORATORY:

Pace Analytical - Madison
2525 Advance Road
Madison, WI 53718
Phone: 608.221.8700
Fax: 608,221,4889
Project Manager: Jessica Esser

RECEIVING LABORATORY:

Pace Analytical
1241 Bellevue Street, Suite 9
Green Bay, WI 54302
Phone :(920) 469-2436
Fax: (920) 469-8827

Turn around Time: X Normal
____ Rush

Project Name: Madison Kipp Corporation - Madison, WI

Analysis	Due	Expires	Laboratory ID	Comments
MW-1-202110 001 **Lab ID: A214209-01 Water**		**Sampled: 10/18/2021 14:38**		
8260 WI Full List	11/02/2021 00:00	11/01/2021 14:38		Report to MDL-Report total xylenes
Containers Supplied: 07_40mL Clear Vial (pre-] 07_40mL Clear Vial (pre-] 07_40mL Clear Vial (pre-]				
MW-3S-202110 002 **Lab ID: A214209-02 Water**		**Sampled: 10/19/2021 10:23**		
8260 WI Full List	11/02/2021 00:00	11/02/2021 10:23		Report to MDL-Report total xylenes
Containers Supplied: 07_40mL Clear Vial (pre-] 07_40mL Clear Vial (pre-] 07_40mL Clear Vial (pre-]				
MW-3D-202110 003 **Lab ID: A214209-03 Water**		**Sampled: 10/19/2021 13:01**		
2540D - Suspended Solids	11/02/2021 00:00	10/26/2021 13:01		
8260 WI Full List	11/02/2021 00:00	11/02/2021 13:01		Report to MDL-Report total xylenes
Subcontracted Analysis - Pace	11/02/2021 00:00	11/02/2021 13:01		Dissolved Solids, Total
Containers Supplied: 14_1000mL Plastic Cool t 14_250mL Plastic Cool to 07_40mL Clear Vial Cool 07_40mL Clear Vial Cool 07_40mL Clear Vial Cool				
MW-3D2-202110 004 **Lab ID: A214209-04 Water**		**Sampled: 10/19/2021 12:02**		
8260 WI Full List	11/02/2021 00:00	11/02/2021 12:02		Report to MDL-Report total xylenes
Containers Supplied: 07_40mL Clear Vial (pre-] 07_40mL Clear Vial (pre-] 07_40mL Clear Vial (pre-]				
MW-3D3-202110 005 **Lab ID: A214209-05 Water**		**Sampled: 10/19/2021 10:11**		
8260 WI Full List	11/02/2021 00:00	11/02/2021 10:11		Report to MDL-Report total xylenes
Containers Supplied: 07_40mL Clear Vial (pre-] 07_40mL Clear Vial (pre-] 07_40mL Clear Vial (pre-]				

Released By	Date	Received By	Date
[signature]	10/20/21		
C S Logistics	10/21/21 0800	Susan K Wyhe Pace	10/21/21 0800

Pace Analytical®
ENVIRONMENTAL SCIENCES
MOBILE LAB SERVICES

SUBCONTRACT ORDER
Pace Analytical - Madison
A214209

40235555

Analysis	Due	Expires	Laboratory ID	Comments
MW-9D-202110 006 **Lab ID: A214209-06 Water**		**Sampled: 10/18/2021 12:11**		
8260 WI Full List	11/02/2021 00:00	11/01/2021 12:11		Report to MDL-Report total xylenes
Containers Supplied: 07_40mL Clear Vial (pre-] 07_40mL Clear Vial (pre-] 07_40mL Clear Vial (pre-]				
MW-9D2-202110 007 **Lab ID: A214209-07 Water**		**Sampled: 10/18/2021 11:14**		
8260 WI Full List	11/02/2021 00:00	11/01/2021 11:14		Report to MDL-Report total xylenes
Containers Supplied: 07_40mL Clear Vial (pre-] 07_40mL Clear Vial (pre-] 07_40mL Clear Vial (pre-]				
MW-11S-202110 008 **Lab ID: A214209-08 Water**		**Sampled: 10/18/2021 16:56**		
2540D - Suspended Solids	11/02/2021 00:00	10/25/2021 16:56		
Subcontracted Analysis - Pace	11/02/2021 00:00	11/01/2021 16:56		Dissolved Solids, Total
Containers Supplied: 14_1000mL Plastic Cool t 17_250mL Plastic pH <2 \				
FB-01-202110 009 **Lab ID: A214209-09 Water**		**Sampled: 10/19/2021 15:00**		
Subcontracted Analysis - Pace	11/02/2021 00:00	11/02/2021 15:00		Dissolved Solids, Total
8260 WI Full List	11/02/2021 00:00	11/02/2021 15:00		Report to MDL-Report total xylenes
2540D - Suspended Solids	11/02/2021 00:00	10/26/2021 15:00		
Containers Supplied: 07_40mL Clear Vial (pre-] 07_40mL Clear Vial (pre-] 07_40mL Clear Vial (pre-] 14_1000mL Plastic Cool t 17_250mL Plastic pH <2 \				
MW-28-202110 010 **Lab ID: A214209-10 Water**		**Sampled: 10/19/2021 14:08**		
2540D - Suspended Solids	11/02/2021 00:00	10/26/2021 14:08		
8260 WI Full List	11/02/2021 00:00	11/02/2021 14:08		Report to MDL-Report total xylenes
Subcontracted Analysis - Pace	11/02/2021 00:00	11/02/2021 14:08		Dissolved Solids, Total
Containers Supplied: 14_1000mL Plastic Cool t 14_250mL Plastic Cool to 07_40mL Clear Vial (pre-] 07_40mL Clear Vial (pre-] 07_40mL Clear Vial (pre-]				
MW-29S-202110 **Lab ID: A214209-11 Water**		**Sampled: 10/18/2021 12:20**		
2540D - Suspended Solids	11/02/2021 00:00	10/25/2021 12:20		
Subcontracted Analysis - Pace 011	11/02/2021 00:00	11/01/2021 12:20		Dissolved Solids, Total
Containers Supplied: 14_1000mL Plastic Cool t 02_250mL Plastic pH <2 \				

[signature] 10/20/21
Released By Date Received By Date

C S Logistics 10/21/21 0800 Susan K [signature] Pace 10/21/21 0800
Released By Date Received By Date

Pace Analytical®
ENVIRONMENTAL SCIENCES
MOBILE LAB SERVICES

SUBCONTRACT ORDER
Pace Analytical - Madison
A214209

4023 5555

Analysis	Due	Expires	Laboratory ID	Comments
MW-29D-202110 012 **Lab ID: A214209-12 Water**		**Sampled: 10/18/2021 15:04**		
2540D - Suspended Solids	11/02/2021 00:00	10/25/2021 15:04		
Subcontracted Analysis - Pace	11/02/2021 00:00	11/01/2021 15:04		Dissolved Solids, Total
Containers Supplied:				
14_1000mL Plastic Cool t 14_250mL Plastic Cool to				
DUP-03-202110 013 **Lab ID: A214209-13 Water**		**Sampled: 10/19/2021 00:00**		
8260 WI Full List	11/02/2021 00:00	11/02/2021 00:00		Report to MDL-Report total xylenes
Containers Supplied:				
07_40mL Clear Vial (pre-] 07_40mL Clear Vial (pre-] 07_40mL Clear Vial (pre-]				
DUP-04-202110 **Lab ID: A214209-14 Water**		**Sampled: 10/19/2021 00:00**		
8260 WI Full List 014	11/02/2021 00:00	11/02/2021 00:00		Report to MDL-Report total xylenes
Containers Supplied:				
07_40mL Clear Vial (pre-] 07_40mL Clear Vial (pre-] 07_40mL Clear Vial (pre-]				
DUP-02-202110 **Lab ID: A214209-15 Water**		**Sampled: 10/18/2021 00:00**		
8260 WI Full List 015	11/02/2021 00:00	11/01/2021 00:00		Report to MDL-Report total xylenes
Containers Supplied:				
07_40mL Clear Vial (pre-] 07_40mL Clear Vial (pre-] 07_40mL Clear Vial Cool				
MW-2D-202110 **Lab ID: A214209-16 Water**		**Sampled: 10/15/2021 15:50**		
8260 WI Full List 016	11/02/2021 00:00	10/29/2021 15:50		Report to MDL-Report total xylenes
Containers Supplied:				
07_40mL Clear Vial (pre-] 07_40mL Clear Vial (pre-] 07_40mL Clear Vial (pre-]				

MW-3D3-20216 017 Collect 10/19/21 @ 1042

[signature] 10/20/21
Released By Date Received By Date

C S Logistics 10/21/21 0800 Susan K Wyle 10/21/21 0800
Released By Date Received By Date
Pace

Client Name: Pace Madison, WI

Sample Preservation Receipt Form

Project # 40235555

Pace Analytical Services, LLC
1241 Bellevue Street, Suite 9
Green Bay, WI 54302

All containers needing preservation have been checked and noted below: □Yes □No ☑N/A

Initial when completed:

Date/ Time:

Lab Lot# of pH paper:

Lab Std #ID of preservation (if pH adjusted):

Pace Lab #	Glass								Plastic					Vials							Jars				General			VOA Vials (>6mm) *	H2SO4 pH ≤2	NaOH+Zn Act pH ≥9	NaOH pH ≥12	HNO3 pH ≤2	pH after adjusted	Volume (mL)
	AG1U	BG1U	AG1H	AG4S	AG4U	AG5U	AG2S	BG3U	BP1U	BP3U	BP3B	BP3N	BP3S	VG9A	DG9T	VG9U	VG9H	VG9M	VG9D	JGFU	JG9U	WGFU	WPFU	SP5T	ZPLC	GN							
001																																	2.5 / 5 / 10
002																																	2.5 / 5 / 10
003									2	1																							2.5 / 5 / 10
004																																	2.5 / 5 / 10
005																																	2.5 / 5 / 10
006																																	2.5 / 5 / 10
007									1	1																							2.5 / 5 / 10
008									1	1																							2.5 / 5 / 10
009									1	1																							2.5 / 5 / 10
010									1	1																							2.5 / 5 / 10
011									2	2																							2.5 / 5 / 10
012									1	1																							2.5 / 5 / 10
013																																	2.5 / 5 / 10
014																																	2.5 / 5 / 10
015																																	2.5 / 5 / 10
016																																	2.5 / 5 / 10
017																																	2.5 / 5 / 10
018																																	2.5 / 5 / 10
019																																	2.5 / 5 / 10
020																																	2.5 / 5 / 10

10/21/21 SW

Exceptions to preservation check: VOA, Coliform, TOC, TOX, TOH, O&G, WI DRO, Phenolics, Other:_____ Headspace in VOA Vials (>6mm) : □Yes ☑No □N/A ***If yes look in headspace column**

AG1U	1 liter amber glass
BG1U	1 liter clear glass
AG1H	1 liter amber glass HCL
AG4S	125 mL amber glass H2SO4
AG4U	120 mL amber glass unpres
AG5U	100 mL amber glass unpres
AG2S	500 mL amber glass H2SO4
BG3U	250 mL clear glass unpres

BP1U	1 liter plastic unpres
BP3U	250 mL plastic unpres
BP3B	250 mL plastic NaOH
BP3N	250 mL plastic HNO3
BP3S	250 mL plastic H2SO4

VG9A	40 mL clear ascorbic
DG9T	40 mL amber Na Thio
VG9U	40 mL clear vial unpres
VG9H	40 mL clear vial HCL
VG9M	40 mL clear vial MeOH
VG9D	40 mL clear vial DI

JGFU	4 oz amber jar unpres
JG9U	9 oz amber jar unpres
WGFU	4 oz clear jar unpres
WPFU	4 oz plastic jar unpres
SP5T	120 mL plastic Na Thiosulfate
ZPLC	ziploc bag
GN	

Pace Analytical® 1241 Bellevue Street, Green Bay, WI 54302	Document Name: Sample Condition Upon Receipt (SCUR)	Document Revised: 26Mar2020
	Document No.: ENV-FRM-GBAY-0014-Rev.00	Author: Pace Green Bay Quality Office

Sample Condition Upon Receipt Form (SCUR)

Client Name: Pace, Madison, WI Project #:

WO# : 40235555

40235555

Courier: ☒ CS Logistics ☐ Fed Ex ☐ Speedee ☐ UPS ☐ Waltco
☐ Client ☐ Pace Other:

Tracking #:

Custody Seal on Cooler/Box Present: ☐ yes ☒ no Seals intact: ☐ yes ☐ no

Custody Seal on Samples Present: ☐ yes ☒ no Seals intact: ☐ yes ☐ no

Packing Material: ☒ Bubble Wrap ☐ Bubble Bags ☐ None ☐ Other

Thermometer Used SR - 105 **Type of Ice:** (Wet) Blue Dry None ☒ Samples on ice, cooling process has begun

Cooler Temperature Uncorr: 1.5 /Corr: 1

Temp Blank Present: ☒ yes ☐ no **Biological Tissue is Frozen:** ☐ yes ☐ no

Person examining contents: Date: 10/21/21 /Initials: SW

Labeled By Initials: AZJ

Temp should be above freezing to 6°C.
Biota Samples may be received at ≤ 0°C if shipped on Dry Ice.

Chain of Custody Present:	☒Yes ☐No ☐N/A	1.
Chain of Custody Filled Out:	10/21/21 SW ☒Yes ☐No ☐N/A	2. 017 - Not on IRW 10/21/21 SW
Chain of Custody Relinquished:	☒Yes ☐No ☐N/A	3.
Sampler Name & Signature on COC:	☐Yes ☐No ☒N/A	4. Sub work
Samples Arrived within Hold Time:	☒Yes ☐No	5.
- VOA Samples frozen upon receipt	☐Yes ☐No	Date/Time:
Short Hold Time Analysis (<72hr):	☒Yes ☐No	6.
Rush Turn Around Time Requested:	☐Yes ☒No	7.
Sufficient Volume: For Analysis: ☒Yes ☐No MS/MSD:	☐Yes ☒No ☐N/A	8.
Correct Containers Used:	☒Yes ☐No	9.
-Pace Containers Used:	☐Yes ☒No ☐N/A	
-Pace IR Containers Used:	☐Yes ☐No ☒N/A	
Containers Intact:	☒Yes ☐No	10.
Filtered volume received for Dissolved tests	☐Yes ☐No ☒N/A	11.
Sample Labels match COC: -Includes date/time/ID/Analysis Matrix: W	☐Yes ☒No ☐N/A	12. 005 - Original Client time 1042. 10/21/21 SW
Trip Blank Present:	☐Yes ☒No ☐N/A	13.
Trip Blank Custody Seals Present	☐Yes ☐No ☒N/A	
Pace Trip Blank Lot # (if purchased):		

If checked, see attached form for additional comments ☐

Client Notification/ Resolution:
Person Contacted: Date/Time:
Comments/ Resolution:

PM Review is documented electronically in LIMs. By releasing the project, the PM acknowledges they have reviewed the sample logi

Page 2 of 2

Table 7: Groundwater Analytical Results Summary
Madison-Kipp Corporation
Madison, Wisconsin

WELL ID			MW-1	MW-1	MW-1	MW-1	MW-1	MW-1	MW-1	MW-1	MW-1	MW-1	MW-1	MW-1	MW-1	MW-1	MW-1	MW-1[3]	MW-1	MW-1[3]	MW-1
SCREEN INTERVAL (feet bgs)	PREVENTIVE	ENFORCEMENT	14 - 24 ft	14 - 24 ft	14 - 24 ft	14 - 24 ft	14 - 24 ft	14 - 24 ft	14 - 24 ft	14 - 24 ft	14 - 24 ft	14 - 24 ft	14 - 24 ft	14 - 24 ft	14 - 24 ft	14 - 24 ft	14 - 24 ft	14 - 24 ft	14 - 24 ft	14 - 24 ft	14 - 24 ft
SAMPLE DATE	ACTION LIMIT	STANDARD	04/08/2010	03/29/2011	04/11/2012	01/15/2013	04/21/2013	07/18/2013	10/09/2013	04/22/2014	10/23/2014	04/14/2015	10/21/2015	10/13/2016	10/04/2017	10/16/2018	10/16/2019	10/16/2019	10/20/2020	10/20/2020	10/18/2021
VOCs																					
1,1,1,2-Tetrachloroethane	7	70	< 0.25	< 0.25	< 0.31	< 0.25	< 0.25	< 0.25	< 0.25	< 0.25	< 0.25	< 0.25	< 0.46	< 0.11	< 0.11	< 0.11	< 0.27	< 0.27	< 0.27	< 0.27	< 0.36
1,1,1-Trichloroethane	40	200	< 0.5	< 0.5	< 0.26	< 0.2	< 0.2	< 0.2	< 0.2	< 0.20	< 0.20	< 0.20	< 0.38	< 0.10	< 0.1	< 0.10	< 0.24	< 0.24	< 0.24	< 0.24	< 0.30
1,1,2-Trichloroethane	0.5	5	< 0.25	< 0.25	< 0.3	< 0.28	< 0.28	< 0.28	< 0.28	< 0.28	< 0.28	< 0.28	< 0.35	< 0.10	< 0.1	< 0.10	< 0.55	< 0.55	< 0.55	< 0.55	< 0.34
1,1-Dichloroethene	0.7	7	***1.1***	***0.95***	***0.94 J***	***0.84 J***	< 0.31	< 0.31	0.62 J	< 0.31	< 0.31	< 0.31	< 0.39	< 0.14	< 0.14	< 0.14	< 0.24	< 0.24	< 0.24	< 0.24	< 0.58
1,2,4-Trimethylbenzene	96	480	< 0.2	< 0.2	< 0.22	< 0.14	< 0.14	< 0.14	< 0.14	< 0.14	< 0.14	< 0.14	< 0.36	< 0.060	< 0.06	< 0.060	< 0.84	< 0.84	< 0.84	< 0.84	< 0.45
1,2-Dibromoethane	0.005	0.05	< 0.2	< 0.2	< 0.45	< 0.36	< 0.36	< 0.36	< 0.36	< 0.36	< 0.36	< 0.36	< 0.39	< 0.13	< 0.13	< 0.13	< 0.83	< 0.83	< 0.83	< 0.83	< 0.31
1,2-Dichlorobenzene	60	600	< 0.2	< 0.2	< 0.21	< 0.27	< 0.27	< 0.27	< 0.27	< 0.27	< 0.27	< 0.27	< 0.33	< 0.076	< 0.076	< 0.076	< 0.71	< 0.71	< 0.71	< 0.71	< 0.33
1,2-Dichloroethane	0.5	5	< 0.5	< 0.5	< 0.28	< 0.28	< 0.28	< 0.28	< 0.28	< 0.28	< 0.28	< 0.28	< 0.39	< 0.078	< 0.078	< 0.078	< 0.28	< 0.28	< 0.28	< 0.28	< 0.29
1,2-Dichloropropane	0.5	5	< 0.5	< 0.5	< 0.36	< 0.2	< 0.2	< 0.2	< 0.2	< 0.20	< 0.20	< 0.20	< 0.43	< 0.10	< 0.1	< 0.10	< 0.28	< 0.28	< 0.28	< 0.28	< 0.45
1,2,3-Trichlorobenzene	NE	NE	< 0.25	< 0.25	< 0.36	< 0.24	< 0.24	< 0.24	< 0.24	< 0.24	< 0.24	< 0.24	< 0.46	< 0.045	< 0.045	< 0.045	< 0.63	< 0.63	< 2.2	< 2.2	< 1.0
1,2,4-Trichlorobenzene	14	70	< 0.25	< 0.25	< 0.22	< 0.31	< 0.31	< 0.31	< 0.31	< 0.31	< 0.31	< 0.31	< 0.34	< 0.077	< 0.077	< 0.077	< 0.95	< 0.95	< 0.95	< 0.95	< 0.95
1,3,5-Trimethylbenzene	96	480	< 0.2	< 0.2	< 0.23	< 0.18	< 0.18	< 0.18	< 0.18	< 0.18	< 0.18	< 0.18	< 0.25	< 0.075	< 0.075	< 0.075 J-	< 0.87	< 0.87	< 0.87	< 0.87	< 0.36
2-Butanone	800	4000	NA	NA	NA	NA	NA	NA	NA	NA	NA	NA	NA	< 3.0	< 3	< 3.0 J	< 2.9	< 2.9	< 2.9	< 2.9	< 6.5
2-Hexanone	NE	NE	NA	NA	NA	NA	NA	NA	NA	NA	NA	NA	NA	< 0.95	< 0.95	< 0.95 J	< 2.5	< 2.5	< 5.2	< 5.2	< 6.3
4-Methyl-2-pentanone	50	500	NA	NA	NA	NA	NA	NA	NA	NA	NA	NA	NA	< 0.77	< 0.77	< 0.77 J	< 1.5	< 1.5	< 4.6	< 4.6	< 6.0
Acetone	1800	9000	NA	NA	NA	NA	NA	NA	NA	NA	NA	NA	NA	< 3.4	7.5 BJ	< 3.4 J	< 2.7	< 2.7	< 2.7	< 2.7	< 8.6
Benzene	0.5	5	< 0.2	< 0.2	< 0.12	< 0.074	< 0.074	< 0.074	< 0.074	< 0.074	< 0.074	< 0.074	< 0.15	< 0.089	< 0.089	< 0.089	< 0.25	< 0.25	< 0.25	< 0.25	< 0.30
Bromodichloromethane	0.06	0.6	< 0.2	< 0.2	< 0.23	< 0.17	< 0.17	< 0.17	< 0.17	< 0.17	< 0.17	< 0.17	< 0.37	< 0.077	< 0.077	< 0.077	< 0.36	< 0.36	< 0.36	< 0.36	< 0.42
Bromoform	0.44	4.4	< 0.2	< 0.2	< 0.45	< 0.28	< 0.28	< 0.28	< 0.28	< 0.28	< 0.28	< 0.28	< 0.48	< 0.088	< 0.088	< 0.088	< 4.0	< 4.0	< 4.0	< 4.0	< 3.8
Bromomethane	1	10	< 0.5	< 0.5	< 0.49	< 0.31	< 0.31	< 0.31	< 0.31	< 0.31	< 0.31	< 0.31	< 0.80	< 0.59	< 0.59	< 0.59	< 0.97	< 0.97	< 0.97	< 0.97	< 1.2
Carbon disulfide	200	1000	NA	NA	NA	NA	NA	NA	NA	NA	NA	NA	NA	< 0.053	< 0.053	< 0.053	< 0.37	< 0.37	< 0.45	< 0.45	< 1.1
Carbon tetrachloride	0.5	5	< 0.8	< 0.8	< 0.28	< 0.26	< 0.26	< 0.26	< 0.26	< 0.26	< 0.26	< 0.26	< 0.38	< 0.038	< 0.038	< 0.038	< 0.17	< 0.17	< 1.1	< 1.1	< 0.37
Chloroform	0.6	6	< 0.2	< 0.2	< 0.25	< 0.2	< 0.2	< 0.2	< 0.2	< 0.20	< 0.20	< 0.20	< 0.37	< 0.062	< 0.062	< 0.062	< 1.3	< 1.3	< 1.3	< 1.3	< 1.2
Chloromethane	3	30	< 0.3	< 0.3	< 0.24	< 0.18	< 0.18	< 0.18	< 0.18	< 0.18	< 0.18	< 0.18	< 0.32	0.75 BJ	2.2	< 0.25 U	< 2.2	< 2.2	< 2.2	< 2.2	< 1.6
cis-1,2-Dichloroethene	7	70	***51***	***58***	***38***	***41***	***23***	***25***	***27***	***25***	***22***	***20***	***8***	3.6	2.8	4.0	***7.1***	6.8	***8.7***	***8.3***	***13.0 J***
Dichlorodifluoromethane	200	1000	< 0.5	< 0.5	< 0.26	< 0.2	< 0.2	< 0.2	< 0.2	< 0.20	< 0.20	< 0.20	< 0.54	< 0.11	< 0.11	< 0.11	< 0.50	< 0.50	< 0.50	< 0.50	< 0.46
Ethylbenzene	140	700	< 0.5	< 0.5	< 0.14	< 0.13	< 0.13	< 0.13	< 0.13	< 0.13	< 0.13	< 0.13	< 0.18	< 0.054	< 0.054	< 0.054	< 0.22	< 0.22	< 0.32	< 0.32	< 0.33
Isopropylbenzene	NE	NE	< 0.2	< 0.2	< 0.21	< 0.14	< 0.14	< 0.14	< 0.14	< 0.14	< 0.14	< 0.14	< 0.39	< 0.081	< 0.081	< 0.081 J-	< 0.39	< 0.39	< 1.7	< 1.7	< 1.0
m,p-Xylene	400	2000	NA	NA	NA	NA	NA	NA	NA	NA	NA	NA	NA	< 0.057	< 0.057	< 0.057	< 0.47	< 0.47	< 0.47	< 0.47	< 0.70
Methyl tert-butyl ether	12	60	< 0.5	< 0.5	< 0.28	< 0.24	< 0.24	< 0.24	< 0.24	< 0.24	< 0.24	< 0.24	< 0.39	< 0.14	< 0.14	< 0.14	< 1.2	< 1.2	< 1.2	< 1.2	< 1.1 J
Methylene chloride	0.5	5	< 1	< 1	***8.5***	< 0.68	< 0.68	< 0.68	< 0.68	< 0.68	< 0.68	< 0.68	< 1.6	< 0.14	< 0.14	< 0.14	< 0.58	< 0.58	< 0.58	< 0.58	< 0.32
Naphthalene	10	100	< 0.25	< 0.25	< 0.24	< 0.16	< 0.16	< 0.16	< 0.16	< 0.16	< 0.16	< 0.16	< 0.34	< 0.088	< 0.088	< 0.088	< 1.2	< 1.2	< 1.2	< 1.2	< 1.1
n-Butylbenzene	NE	NE	< 0.2	< 0.2	< 0.21	< 0.13	< 0.13	< 0.13	< 0.13	< 0.13	< 0.13	< 0.13	< 0.39	< 0.14	< 0.14	< 0.14	< 0.71	< 0.71	< 0.71	< 0.71	< 0.86
n-Hexane	120	600	NA	NA	NA	NA	NA	NA	NA	NA	NA	NA	NA	< 0.21	< 0.21	< 0.21	< 1.7	< 1.7	< 1.7	< 1.7	< 1.5
n-Propylbenzene	NE	NE	< 0.5	< 0.5	< 0.19	< 0.13	< 0.13	< 0.13	< 0.13	< 0.13	< 0.13	< 0.13	< 0.41	< 0.10	< 0.1	< 0.10	< 0.81	< 0.81	< 0.81	< 0.81	< 0.35
o-Xylene	400	2000	NA	NA	NA	NA	NA	NA	NA	NA	NA	NA	NA	< 0.058	< 0.058	< 0.058	< 0.26	< 0.26	< 0.26	< 0.26	< 0.35
p-Isopropyltoluene	NE	NE	< 0.2	< 0.2	< 0.24	< 0.17	< 0.17	< 0.17	< 0.17	< 0.17	< 0.17	< 0.17	< 0.36	< 0.085	< 0.085	< 0.085 J-	< 0.80	< 0.80	< 0.80	< 0.80	< 1.0
sec-Butylbenzene	NE	NE	< 0.25	< 0.25	< 0.19	< 0.15	< 0.15	< 0.15	< 0.15	< 0.15	< 0.15	< 0.15	< 0.40	< 0.13	< 0.13	< 0.13	< 0.85	< 0.85	< 0.85	< 0.85	< 0.42
Styrene	10	100	< 0.5	< 0.5	< 0.26	< 0.1	< 0.1	< 0.1	< 0.1	< 0.10	< 0.10	< 0.10	< 0.39	< 0.065	0.07 BJ	< 0.065	< 0.47	< 0.47	< 3.0	< 3.0	< 0.36
tert-Butylbenzene	NE	NE	< 0.2	< 0.2	< 0.24	< 0.14	< 0.14	< 0.14	< 0.14	< 0.14	< 0.14	< 0.14	< 0.40	< 0.12	< 0.12	< 0.12	< 0.30	< 0.30	< 0.30	< 0.30	< 0.59
Tetrachloroethene	0.5	5	***32***	***9***	***23***	***22***	***10***	***11***	***18***	***19***	***16***	***16***	***4.4***	***5.5***	***4***	***3.8***	***5.8***	***5.5***	***6.2***	***7.9***	***5.9***
Toluene	160	800	< 0.5	< 0.5	< 0.15	< 0.11	< 0.11	< 0.11	< 0.11	< 0.11	< 0.11	< 0.11	< 0.15	< 0.053	< 0.053	< 0.053	< 0.17	< 0.17	< 0.27	< 0.27	< 0.29
trans-1,2-Dichloroethene	20	100	0.97	0.93	0.77 J	0.78 J	< 0.25	< 0.25	< 0.25	< 0.25	< 0.25	< 0.25	< 0.35	0.22 J	0.16 J	0.13 J	< 1.1	< 1.1	< 0.46	< 0.46	< 0.53
Trichloroethene	0.5	5	***33***	***20***	***24***	***25***	***23***	***18***	***23***	***28***	***19***	***21***	***6.2***	***3.8***	***2***	***2.2***	***3.9***	***3.7***	***4.7***	***4.7***	***7.5***
Trichlorofluoromethane	698	3490	< 2	< 2	< 0.22	< 0.19	< 0.19	< 0.19	< 0.19	< 1.0	< 1.0	< 1.0	< 1.0	< 0.50	< 0.5	< 0.13	< 0.21	< 0.21	< 0.21	< 0.21	< 0.42
Vinyl chloride	0.02	0.2	***1.5***	***1.1***	***0.86***	***0.63***	< 0.1	< 0.1	< 0.1	< 0.10	< 0.10	< 0.10	< 0.20	< 0.16	< 0.16	< 0.16	< 0.17	< 0.17	< 0.17	< 0.17	***0.24 J***
Xylenes, Total	400	2000	< 0.5	< 0.5	< 0.3	< 0.068	< 0.068	< 0.068	< 0.068	< 0.068	< 0.068	< 0.068	< 0.22	< 0.058	< 0.12	< 0.12	< 1.5	< 1.5	< 1.5	< 1.5	< 1.0
Total PCBs																					
Aroclor-1016	0.003	0.03	NA	NA	NA	< 0.17	NA	NA	NA	NA	NA	NA	NA	NA	NA	NA	NA	NA	NA	NA	NA
Aroclor-1232	0.003	0.03	NA	NA	NA	< 0.091	NA	NA	NA	NA	NA	NA	NA	NA	NA	NA	NA	NA	NA	NA	NA
Aroclor-1242	0.003	0.03	NA	NA	NA	< 0.13	NA	NA	NA	NA	NA	NA	NA	NA	NA	NA	NA	NA	NA	NA	NA
Aroclor-1248	0.003	0.03	NA	NA	NA	< 0.11	NA	NA	NA	NA	NA	NA	NA	NA	NA	NA	NA	NA	NA	NA	NA
Total Detected PCBs	0.003	0.03	NA	NA	NA	ND	NA	NA	NA	NA	NA	NA	NA	NA	NA	NA	NA	NA	NA	NA	NA
Dissolved PCBs																					
Aroclor-1016	0.003	0.03	NA	NA	NA	NA	NA	NA	NA	NA	NA	NA	NA	NA	NA	NA	NA	NA	NA	NA	NA
Aroclor-1232	0.003	0.03	NA	NA	NA	NA	NA	NA	NA	NA	NA	NA	NA	NA	NA	NA	NA	NA	NA	NA	NA
Aroclor-1242	0.003	0.03	NA	NA	NA	NA	NA	NA	NA	NA	NA	NA	NA	NA	NA	NA	NA	NA	NA	NA	NA
Aroclor-1248	0.003	0.03	NA	NA	NA	NA	NA	NA	NA	NA	NA	NA	NA	NA	NA	NA	NA	NA	NA	NA	NA
Total Detected PCBs	0.003	0.03	NA	NA	NA	NA	NA	NA	NA	NA	NA	NA	NA	NA	NA	NA	NA	NA	NA	NA	NA
Solids																					
Total Dissolved Solids (mg/L)	NE	NE	NA	NA	NA	NA	NA	NA	NA	NA	NA	NA	NA	NA	NA	NA	NA	NA	NA	NA	NA
Total Suspended Solids (TSS) (mg/L)	NE	NE	NA	NA	NA	NA	NA	NA	NA	NA	NA	NA	NA	NA	NA	NA	NA	NA	NA	NA	NA

Notes on Page 61.

Table 7: Groundwater Analytical Results Summary
Madison-Kipp Corporation
Madison, Wisconsin

WELL ID			MW-2S	MW-2S	MW-2S	MW-2S	MW-2S	MW-2S	MW-2S	MW-2S	MW-2S	MW-2S	MW-2D	MW-2D	MW-2D	MW-2D	MW-2D	MW-2D	MW-2D	MW-2D	MW-2D
SCREEN INTERVAL (feet bgs)	PREVENTIVE	ENFORCEMENT	19 - 29 ft	19 - 29 ft	19 - 29 ft	19 - 29 ft	19 - 29 ft	19 - 29 ft	19 - 29 ft	19 - 29 ft	19 - 29 ft	19 - 29 ft	39 - 44 ft	39 - 44 ft	39 - 44 ft	39 - 44 ft	39 - 44 ft	39 - 44 ft	39 - 44 ft	39 - 44 ft	39 - 44 ft
SAMPLE DATE	ACTION LIMIT	STANDARD	04/08/2010	03/30/2011	04/11/2012	01/14/2013	04/20/2013	07/18/2013	10/10/2013	04/17/2014	10/16/2014	10/16/2018	04/08/2010	10/01/2010	03/30/2011	04/11/2012	01/15/2013	04/20/2013	07/18/2013	10/10/2013	04/17/2014
VOCs																					
1,1,1,2-Tetrachloroethane	7	70	< 0.25	< 0.25	< 0.31	< 0.25	< 0.25	< 0.25	< 0.25	< 0.25	< 0.25	NA	< 8	< 0.25	< 4	< 0.31	< 0.5	< 0.5	< 0.25	< 0.25	< 0.25
1,1,1-Trichloroethane	40	200	< 0.5	< 0.5	< 0.26	< 0.2	< 0.2	< 0.2	< 0.2	< 0.20	< 0.20	NA	< 16	< 0.5	< 8	< 0.26	< 0.4	< 0.4	< 0.2	< 0.2	< 0.20
1,1,2-Trichloroethane	0.5	5	< 0.25	< 0.25	< 0.3	< 0.28	< 0.28	< 0.28	< 0.28	< 0.28	< 0.28	NA	< 8	< 0.25	< 4	< 0.3	< 0.56	< 0.56	< 0.28	< 0.28	< 0.28
1,1-Dichloroethene	0.7	7	< 0.5	< 0.5	< 0.29	< 0.31	< 0.31	< 0.31	< 0.31	< 0.31	< 0.31	NA	< 16	< 0.5	< 8	< 0.29	< 0.62	< 0.62	< 0.31	< 0.31	< 0.31
1,2,4-Trimethylbenzene	96	480	< 0.2	< 0.2	< 0.22	< 0.14	< 0.14	< 0.14	< 0.14	< 0.14	< 0.14	NA	< 6.4	< 0.2	< 3.2	< 0.22	< 0.28	< 0.28	< 0.14	< 0.14	< 0.14
1,2-Dibromoethane	0.005	0.05	< 0.2	< 0.2	< 0.45	< 0.36	< 0.36	< 0.36	< 0.36	< 0.36	< 0.36	NA	< 6.4	< 0.2	< 3.2	< 0.45	< 0.72	< 0.72	< 0.36	< 0.36	< 0.36
1,2-Dichlorobenzene	60	600	< 0.2	< 0.2	< 0.21	< 0.27	< 0.27	< 0.27	< 0.27	< 0.27	< 0.27	NA	< 6.4	< 0.2	< 3.2	< 0.21	< 0.54	< 0.54	< 0.27	< 0.27	< 0.27
1,2-Dichloroethane	0.5	5	< 0.5	< 0.5	< 0.28	< 0.28	< 0.28	< 0.28	< 0.28	< 0.28	< 0.28	NA	< 16	< 0.5	< 8	< 0.28	< 0.56	< 0.56	< 0.28	< 0.28	< 0.28
1,2-Dichloropropane	0.5	5	< 0.5	< 0.5	< 0.36	< 0.2	< 0.2	< 0.2	< 0.2	< 0.20	< 0.20	NA	< 16	< 0.5	< 8	< 0.36	< 0.4	< 0.4	< 0.2	< 0.2	< 0.20
1,2,3-Trichlorobenzene	NE	NE	< 0.25	< 0.25	< 0.36	< 0.24	< 0.24	< 0.24	< 0.24	< 0.24	< 0.24	NA	< 8	< 0.25	< 4	< 0.36	< 0.48	< 0.48	< 0.24	< 0.24	< 0.24
1,2,4-Trichlorobenzene	14	70	< 0.25	< 0.25	< 0.22	< 0.31	< 0.31	< 0.31	< 0.31	< 0.31	< 0.31	NA	< 8	< 0.25	< 4	< 0.22	< 0.62	< 0.62	< 0.31	< 0.31	< 0.31
1,3,5-Trimethylbenzene	96	480	< 0.2	< 0.2	< 0.23	< 0.18	< 0.18	< 0.18	< 0.18	< 0.18	< 0.18	NA	< 6.4	< 0.2	< 3.2	< 0.23	< 0.36	< 0.36	< 0.18	< 0.18	< 0.18
2-Butanone	800	4000	NA	NA	NA	NA	NA	NA	NA	NA	NA	NA	NA	NA	NA	NA	NA	NA	NA	NA	NA
2-Hexanone	NE	NE	NA	NA	NA	NA	NA	NA	NA	NA	NA	NA	NA	NA	NA	NA	NA	NA	NA	NA	NA
4-Methyl-2-pentanone	50	500	NA	NA	NA	NA	NA	NA	NA	NA	NA	NA	NA	NA	NA	NA	NA	NA	NA	NA	NA
Acetone	1800	9000	NA	NA	NA	NA	NA	NA	NA	NA	NA	NA	NA	NA	NA	NA	NA	NA	NA	NA	NA
Benzene	0.5	5	< 0.2	< 0.2	< 0.12	< 0.074	< 0.074	< 0.074	< 0.074	< 0.074	< 0.074	NA	< 6.4	< 0.2	< 3.2	< 0.12	< 0.15	< 0.15	< 0.074	< 0.074	< 0.074
Bromodichloromethane	0.06	0.6	< 0.2	< 0.2	< 0.23	< 0.17	< 0.17	< 0.17	< 0.17	< 0.17	< 0.17	NA	< 6.4	< 0.2	< 3.2	< 0.23	< 0.34	< 0.34	< 0.17	< 0.17	< 0.17
Bromoform	0.44	4.4	< 0.2	< 0.2	< 0.45	< 0.28	< 0.28	< 0.28	< 0.28	< 0.28	< 0.28	NA	< 6.4	< 0.2	< 3.2	< 0.45	< 0.56	< 0.56	< 0.28	< 0.28	< 0.28
Bromomethane	1	10	< 0.5	< 0.5	< 0.49	< 0.31	< 0.31	< 0.31	< 0.31	< 0.31	< 0.31	NA	< 16	< 0.5	< 8	< 0.49	< 0.62	< 0.62	< 0.31	< 0.31	< 0.31
Carbon disulfide	200	1000	NA	NA	NA	NA	NA	NA	NA	NA	NA	NA	NA	NA	NA	NA	NA	NA	NA	NA	NA
Carbon tetrachloride	0.5	5	< 0.8	< 0.8	< 0.28	< 0.26	< 0.26	< 0.26	< 0.26	< 0.26	< 0.26	NA	< 26	< 0.8	< 13	< 0.28	< 0.52	< 0.52	< 0.26	< 0.26	< 0.26
Chloroform	0.6	6	< 0.2	< 0.2	< 0.25	< 0.2	< 0.2	< 0.2	< 0.2	< 0.20	< 0.20	NA	< 6.4	< 0.2	< 3.2	< 0.25	< 0.4	< 0.4	< 0.2	< 0.2	< 0.20
Chloromethane	3	30	< 0.3	< 0.3	< 0.24	< 0.18	< 0.18	< 0.18	< 0.18	< 0.18	< 0.18	NA	< 9.6	< 0.3	< 4.8	< 0.24	< 0.36	< 0.36	< 0.18	< 0.18	< 0.18
cis-1,2-Dichloroethene	7	70	< 0.5	< 0.5	< 0.22	< 0.12	< 0.12	< 0.12	< 0.12	< 0.12	< 0.12	NA	< 16	0.67	< 8	< 0.22	< 0.24	< 0.24	< 0.12	< 0.12	< 0.12
Dichlorodifluoromethane	200	1000	< 0.5	< 0.5	< 0.26	< 0.2	< 0.2	< 0.2	< 0.2	< 0.20	< 0.20	NA	< 16	< 0.5	< 8	< 0.26	< 0.4	< 0.4	< 0.2	< 0.2	< 0.20
Ethylbenzene	140	700	< 0.5	< 0.5	< 0.14	< 0.13	< 0.13	< 0.13	< 0.13	< 0.13	< 0.13	NA	< 16	< 0.5	< 8	< 0.14	< 0.26	< 0.26	< 0.13	< 0.13	< 0.13
Isopropylbenzene	NE	NE	< 0.2	< 0.2	< 0.21	< 0.14	< 0.14	< 0.14	< 0.14	< 0.14	< 0.14	NA	< 6.4	< 0.2	< 3.2	< 0.21	< 0.28	< 0.28	< 0.14	< 0.14	< 0.14
m,p-Xylene	400	2000	NA	NA	NA	NA	NA	NA	NA	NA	NA	NA	NA	NA	NA	NA	NA	NA	NA	NA	NA
Methyl tert-butyl ether	12	60	< 0.5	< 0.5	< 0.28	< 0.24	< 0.24	< 0.24	< 0.24	< 0.24	< 0.24	NA	< 16	< 0.5	< 8	< 0.28	< 0.48	< 0.48	< 0.24	< 0.24	< 0.24
Methylene chloride	0.5	5	< 1	< 1	***8.6***	< 0.68	< 0.68	< 0.68	< 0.68	< 0.68	< 0.68	NA	< 32	< 1	< 16	***8.1***	< 1.4	< 1.4	< 0.68	< 0.68	< 0.68
Naphthalene	10	100	< 0.25	< 0.25	< 0.24	< 0.16	< 0.16	< 0.16	< 0.16	< 0.16	< 0.16	NA	< 8	< 0.25	< 4	< 0.24	< 0.32	< 0.32	< 0.16	< 0.16	< 0.16
n-Butylbenzene	NE	NE	< 0.2	< 0.2	< 0.21	< 0.13	< 0.13	< 0.13	< 0.13	< 0.13	< 0.13	NA	< 6.4	< 0.2	< 3.2	< 0.21	< 0.26	< 0.26	< 0.13	< 0.13	< 0.13
n-Hexane	120	600	NA	NA	NA	NA	NA	NA	NA	NA	NA	NA	NA	NA	NA	NA	NA	NA	NA	NA	NA
n-Propylbenzene	NE	NE	< 0.5	< 0.5	< 0.19	< 0.13	< 0.13	< 0.13	< 0.13	< 0.13	< 0.13	NA	< 16	< 0.5	< 8	< 0.19	< 0.26	< 0.26	< 0.13	< 0.13	< 0.13
o-Xylene	400	2000	NA	NA	NA	NA	NA	NA	NA	NA	NA	NA	NA	NA	NA	NA	NA	NA	NA	NA	NA
p-Isopropyltoluene	NE	NE	< 0.2	< 0.2	< 0.24	< 0.17	< 0.17	< 0.17	< 0.17	< 0.17	< 0.17	NA	< 6.4	< 0.2	< 3.2	< 0.24	< 0.34	< 0.34	< 0.17	< 0.17	< 0.17
sec-Butylbenzene	NE	NE	< 0.25	< 0.25	< 0.19	< 0.15	< 0.15	< 0.15	< 0.15	< 0.15	< 0.15	NA	< 8	< 0.25	< 4	< 0.19	< 0.3	< 0.3	< 0.15	< 0.15	< 0.15
Styrene	10	100	< 0.5	< 0.5	< 0.26	< 0.1	< 0.1	< 0.1	< 0.1	< 0.10	< 0.10	NA	< 16	< 0.5	< 8	< 0.26	< 0.2	< 0.2	< 0.1	< 0.1	< 0.10
tert-Butylbenzene	NE	NE	< 0.2	< 0.2	< 0.24	< 0.14	< 0.14	< 0.14	< 0.14	< 0.14	< 0.14	NA	< 6.4	< 0.2	< 3.2	< 0.24	< 0.28	< 0.28	< 0.14	< 0.14	< 0.14
Tetrachloroethene	0.5	5	***1.6***	***1.3***	***1.2***	***1.3***	***1.3***	***0.81 J***	***1.1***	***1.3***	***1***	NA	***1400***	***1300***	***1000***	***610***	***720***	***910***	***580***	***440***	***450***
Toluene	160	800	< 0.5	< 0.5	< 0.15	< 0.11	< 0.11	< 0.11	< 0.11	< 0.11	< 0.11	NA	< 16	< 0.5	< 8	< 0.15	< 0.22	< 0.22	< 0.11	< 0.11	< 0.11
trans-1,2-Dichloroethene	20	100	< 0.5	< 0.5	< 0.27	< 0.25	< 0.25	< 0.25	< 0.25	< 0.25	< 0.25	NA	< 16	< 0.5	< 8	< 0.27	< 0.5	< 0.5	< 0.25	< 0.25	< 0.25
Trichloroethene	0.5	5	< 0.2	< 0.2	< 0.18	< 0.19	< 0.19	< 0.19	< 0.19	< 0.19	< 0.19	NA	***20***	***16***	***9.8***	***5.4***	***5.1***	***6.4***	***4.1***	***3***	***2.5***
Trichlorofluoromethane	698	3490	< 2	< 2	< 0.22	< 0.19	< 0.19	< 0.19	< 0.19	< 1.0	< 1.0	NA	< 64	< 2	< 32	< 0.22	< 0.38	< 0.38	< 0.19	< 0.19	< 1.0
Vinyl chloride	0.02	0.2	< 0.2	< 0.2	< 0.13	< 0.1	< 0.1	< 0.1	< 0.1	< 0.10	< 0.10	NA	< 6.4	< 0.2	< 3.2	< 0.13	< 0.2	< 0.2	< 0.1	< 0.1	< 0.10
Xylenes, Total	400	2000	< 0.5	< 0.5	< 0.3	< 0.068	< 0.068	< 0.068	< 0.068	< 0.068	< 0.068	NA	< 16	< 0.5	< 8	< 0.3	< 0.14	< 0.14	< 0.068	< 0.068	< 0.068
Total PCBs																					
Aroclor-1016	0.003	0.03	NA	NA	NA	< 0.17	NA	NA	NA	NA	NA	< 0.0072	NA	NA	NA	NA	< 0.18	NA	NA	NA	NA
Aroclor-1232	0.003	0.03	NA	NA	NA	< 0.091	NA	NA	NA	NA	NA	< 0.0042	NA	NA	NA	NA	< 0.096	NA	NA	NA	NA
Aroclor-1242	0.003	0.03	NA	NA	NA	< 0.13	NA	NA	NA	NA	NA	< 0.013	NA	NA	NA	NA	< 0.14	NA	NA	NA	NA
Aroclor-1248	0.003	0.03	NA	NA	NA	< 0.11	NA	NA	NA	NA	NA	< 0.011	NA	NA	NA	NA	< 0.11	NA	NA	NA	NA
Total Detected PCBs	0.003	0.03	NA	NA	NA	ND	NA	NA	NA	NA	NA	ND	NA	NA	NA	NA	ND	NA	NA	NA	NA
Dissolved PCBs																					
Aroclor-1016	0.003	0.03	NA	NA	NA	NA	NA	NA	NA	NA	NA	NA	NA	NA	NA	NA	NA	NA	NA	NA	NA
Aroclor-1232	0.003	0.03	NA	NA	NA	NA	NA	NA	NA	NA	NA	NA	NA	NA	NA	NA	NA	NA	NA	NA	NA
Aroclor-1242	0.003	0.03	NA	NA	NA	NA	NA	NA	NA	NA	NA	NA	NA	NA	NA	NA	NA	NA	NA	NA	NA
Aroclor-1248	0.003	0.03	NA	NA	NA	NA	NA	NA	NA	NA	NA	NA	NA	NA	NA	NA	NA	NA	NA	NA	NA
Total Detected PCBs	0.003	0.03	NA	NA	NA	NA	NA	NA	NA	NA	NA	NA	NA	NA	NA	NA	NA	NA	NA	NA	NA
Solids																					
Total Dissolved Solids (mg/L)	NE	NE	NA	NA	NA	NA	NA	NA	NA	NA	NA	376	NA	NA	NA	NA	NA	NA	NA	NA	NA
Total Suspended Solids (TSS) (mg/L)	NE	NE	NA	NA	NA	NA	NA	NA	NA	NA	NA	< 1.4	NA	NA	NA	NA	NA	NA	NA	NA	NA

Notes on Page 61.

Table 7: Groundwater Analytical Results Summary
Madison-Kipp Corporation
Madison, Wisconsin

WELL ID			MW-2D	MW-2D	MW-2D	MW-2D	MW-2D	MW-2D	MW-2D	MW-2D	MW-2D	MW-2D	MW-2D	MW-2D[3]	MW-2D	MW-2D	MW-2D	MW-2D	MW-2D
SCREEN INTERVAL (feet bgs)	PREVENTIVE	ENFORCEMENT	39 - 44 ft	39 - 44 ft	39 - 44 ft	39 - 44 ft	39 - 44 ft	39 - 44 ft	39 - 44 ft	39 - 44 ft	39 - 44 ft	39 - 44 ft	39 - 44 ft	39 - 44 ft	39 - 44 ft	39 - 44 ft	39 - 44 ft	39 - 44 ft	39 - 44 ft
SAMPLE DATE	ACTION LIMIT	STANDARD	10/16/2014	04/14/2015	10/21/2015	01/25/2016	04/21/2016	07/19/2016	10/13/2016	1/19/2017	04/12/2017	10/04/2017	04/05/2018	10/16/2018	10/16/2018	04/12/2019	10/16/2019	10/20/2020	04/15/2021	10/15/2021
VOCs																				
1,1,1,2-Tetrachloroethane	7	70	< 0.50	< 0.25	< 0.46	< 0.55	< 1.1	< 0.11	< 0.11	< 0.11	< 0.11	< 0.11	< 0.11	< 0.11	< 0.11	< 0.27	< 0.27	< 0.27	< 0.36	< 0.36
1,1,1-Trichloroethane	40	200	< 0.40	< 0.20	< 0.38	< 0.50	< 1.0	< 0.10	< 0.10	< 0.10	< 0.10	< 0.1	< 0.10	< 0.10	< 0.10	< 0.24	< 0.24	< 0.24	< 0.30	< 0.30
1,1,2-Trichloroethane	0.5	5	< 0.56	< 0.28	< 0.35	< 0.50	< 1.0	< 0.10	< 0.10	< 0.10	< 0.10	< 0.1	< 0.10	< 0.10	< 0.10	< 0.55	< 0.55	< 0.55	< 0.34	< 0.34
1,1-Dichloroethene	0.7	7	< 0.62	< 0.31	< 0.39	< 0.70	< 1.4	< 0.14	< 0.14	< 0.14	< 0.14	< 0.14	< 0.14	< 0.14	< 0.14	< 0.24	< 0.24	< 0.24	< 0.58	< 0.58
1,2,4-Trimethylbenzene	96	480	< 0.28	< 0.14	< 0.36	< 0.30	< 0.60	< 0.060	< 0.060	< 0.060	< 0.060	< 0.06	< 0.060	< 0.060	< 0.060	< 0.84	< 0.84	< 0.84	< 0.45	< 0.45
1,2-Dibromoethane	0.005	0.05	< 0.72	< 0.36	< 0.39	< 0.65	< 1.3	< 0.13	< 0.13	< 0.13	< 0.13	< 0.13	< 0.13	< 0.13	< 0.13	< 0.83	< 0.83	< 0.83	< 0.31	< 0.31
1,2-Dichlorobenzene	60	600	< 0.54	< 0.27	< 0.33	0.45 J	< 0.76	< 0.076	< 0.076	< 0.076	< 0.076	< 0.076	< 0.076	< 0.076	< 0.076	< 0.71	< 0.71	< 0.71	< 0.33	< 0.33
1,2-Dichloroethane	0.5	5	< 0.56	< 0.28	< 0.39	< 0.39	< 0.78	< 0.078	< 0.078	< 0.078	< 0.078	< 0.078	< 0.078	< 0.078	< 0.078	< 0.28	< 0.28	< 0.28	< 0.29	< 0.29
1,2-Dichloropropane	0.5	5	< 0.40	< 0.20	< 0.43	< 0.50	< 1.0	< 0.10	< 0.10	< 0.10	< 0.10	< 0.1	< 0.10	< 0.10	< 0.10	< 0.28	< 0.28	< 0.28	< 0.45	< 0.45
1,2,3-Trichlorobenzene	NE	NE	< 0.48	< 0.24	< 0.46	< 0.23	< 0.45	< 0.045	< 0.045	< 0.045	< 0.045	< 0.045	0.050 J	< 0.045	< 0.045	< 0.63	< 0.63	< 2.2	< 1.0	< 1.0
1,2,4-Trichlorobenzene	14	70	< 0.62	< 0.31	< 0.34	0.85 J	< 0.77	< 0.077	< 0.077	< 0.077	< 0.077	< 0.077	< 0.077	< 0.077	< 0.077	< 0.95	< 0.95	< 0.95	< 0.95	< 0.95
1,3,5-Trimethylbenzene	96	480	< 0.36	< 0.18	< 0.25	< 0.38	< 0.75	< 0.075	< 0.075	< 0.075	< 0.075	< 0.075	< 0.075	< 0.075	< 0.075	< 0.87	< 0.87	< 0.87	< 0.36	< 0.36
2-Butanone	800	4000	NA	NA	NA	< 15	< 30	< 3.0	< 3.0	< 3.0	< 3.0	< 3	< 3.0	< 3.0	< 3.0	< 2.9	< 2.9	< 2.9	< 6.5	< 6.5
2-Hexanone	NE	NE	NA	NA	NA	< 4.8	< 9.5	< 0.95	< 0.95	< 0.95	< 0.95	< 0.95	< 0.95	< 0.95	< 0.95	< 2.5	< 2.5	< 5.2	< 6.3	< 6.3
4-Methyl-2-pentanone	50	500	NA	NA	NA	< 3.9	< 7.7	< 0.77	< 0.77	< 0.77	< 0.77	< 0.77	< 0.77	< 0.77	< 0.77	< 1.5	< 1.5	< 4.6	< 6.0	< 6.0
Acetone	1800	9000	NA	NA	NA	< 17	< 34	< 3.4	< 3.4	< 3.4	15 BJ	< 3.4	< 3.4	< 3.4	< 3.4	< 2.7	< 2.7	< 2.7	< 8.6	< 8.6
Benzene	0.5	5	< 0.15	< 0.074	< 0.15	< 0.45	< 0.89	< 0.089	< 0.089	< 0.089	< 0.089	< 0.089	< 0.089	< 0.089	< 0.089	< 0.25	< 0.25	< 0.25	< 0.30	< 0.30
Bromodichloromethane	0.06	0.6	< 0.34	< 0.17	< 0.37	< 0.39	< 0.77	< 0.077	< 0.077	< 0.077	< 0.077	< 0.077	< 0.077	< 0.077	< 0.077	< 0.36	< 0.36	< 0.36	< 0.42	< 0.42
Bromoform	0.44	4.4	< 0.56	< 0.28	< 0.48	< 0.44	< 0.88	< 0.088	< 0.088	< 0.088	< 0.088	< 0.088	< 0.088	< 0.088	< 0.088	< 4.0	< 4.0	< 4.0	< 3.8	< 3.8
Bromomethane	1	10	< 0.62	< 0.31	< 0.80	< 3.0	< 5.9	< 0.59	< 0.59	< 0.59	< 0.59	< 0.59	< 0.59	< 0.59	< 0.59	< 0.97	< 0.97	< 0.97	< 1.2	< 1.2
Carbon disulfide	200	1000	NA	NA	NA	< 0.27	< 0.53	< 0.053	< 0.053	< 0.053	< 0.053	< 0.053	< 0.053	< 0.053	< 0.053	< 0.37	< 0.37	< 0.45	< 1.1	< 1.1
Carbon tetrachloride	0.5	5	< 0.52	< 0.26	< 0.38	< 0.19	< 0.38	< 0.038	< 0.038	< 0.038	< 0.038	< 0.038	< 0.038	< 0.038	< 0.038	< 0.17	< 0.17	< 1.1	< 0.37	< 0.37
Chloroform	0.6	6	< 0.40	< 0.20	< 0.37	< 0.31	< 0.62	< 0.062	< 0.062	< 0.062	< 0.062	< 0.062	< 0.062	< 0.062	< 0.062	< 1.3	< 1.3	< 1.3	< 1.2	< 1.2
Chloromethane	3	30	< 0.36	< 0.18	< 0.32	< 0.80	< 1.6	0.20 J	0.81 BJ	0.33 BJ	0.30 J+	1.4 J	0.28 J+	< 0.31 U	< 0.25 U	< 2.2	< 2.2	< 2.2	< 1.6	< 1.6
cis-1,2-Dichloroethene	7	70	< 0.24	< 0.12	< 0.41	< 0.55	< 1.1	< 0.11	< 0.11	< 0.11	< 0.11	< 0.11	< 0.11	< 0.11	< 0.11	< 0.27	< 0.27	< 0.27	< 0.47	< 0.47 J
Dichlorodifluoromethane	200	1000	< 0.40	< 0.20	< 0.54	< 0.55	< 1.1	< 0.11	< 0.11	< 0.11	< 0.11	< 0.11	0.15 J+	< 0.11	< 0.11	< 0.50	< 0.50	< 0.50	< 0.46	< 0.46
Ethylbenzene	140	700	< 0.26	< 0.13	< 0.18	< 0.27	< 0.54	< 0.054	< 0.054	< 0.054	< 0.054	< 0.054	< 0.054	< 0.054	< 0.054	< 0.22	< 0.22	< 0.32	< 0.33	< 0.33
Isopropylbenzene	NE	NE	< 0.28	< 0.14	< 0.39	< 0.41	< 0.81	< 0.081	< 0.081	< 0.081	< 0.081	< 0.081	< 0.081	< 0.081	< 0.081	< 0.39	< 0.39	< 1.7	< 1.0	< 1.0
m,p-Xylene	400	2000	NA	NA	NA	< 0.29	< 0.57	< 0.057	< 0.057	< 0.057	< 0.057	< 0.057	< 0.057	< 0.057	< 0.057	< 0.47	< 0.47	< 0.47	< 0.70	< 0.70
Methyl tert-butyl ether	12	60	< 0.48	< 0.24	< 0.39	< 0.70	< 1.4	< 0.14	< 0.14	< 0.14	< 0.14	< 0.14	< 0.14	< 0.14	< 0.14	< 1.2	< 1.2	< 1.2	< 1.1	< 1.1 J
Methylene chloride	0.5	5	< 1.4	< 0.68	< 1.6	< 0.70	< 1.4	< 0.14	< 0.14	***0.82 BJ***	< 0.14	< 0.14	< 0.14	< 0.27 U	< 0.27 U	< 0.58	< 0.58	< 0.58	< 0.32	< 0.32
Naphthalene	10	100	< 0.32	< 0.16	< 0.34	< 0.44	< 0.88	< 0.088	< 0.088	< 0.088	< 0.088	< 0.088	0.33 J	< 0.088	< 0.088	< 1.2	< 1.2	< 1.2	< 1.1	< 1.1
n-Butylbenzene	NE	NE	< 0.26	< 0.13	< 0.39	< 0.70	< 1.4	< 0.14	< 0.14	< 0.14	< 0.14	< 0.14	< 0.14	< 0.14	< 0.14	< 0.71	< 0.71	< 0.71	< 0.86	< 0.86
n-Hexane	120	600	NA	NA	NA	< 1.1	< 2.1	< 0.21	< 0.21	< 0.21	< 0.21	< 0.21	< 0.21	< 0.21	< 0.21	< 1.7	< 1.7	< 1.7	< 1.5	< 1.5
n-Propylbenzene	NE	NE	< 0.26	< 0.13	< 0.41	< 0.50	< 1.0	< 0.10	< 0.10	< 0.10	< 0.10	< 0.1	< 0.10	< 0.10	< 0.10	< 0.81	< 0.81	< 0.81	< 0.35	< 0.35
o-Xylene	400	2000	NA	NA	NA	< 0.29	< 0.58	< 0.058	< 0.058	< 0.058	< 0.058	< 0.058	< 0.058	< 0.058	< 0.058	< 0.26	< 0.26	< 0.26	< 0.35	< 0.35
p-Isopropyltoluene	NE	NE	< 0.34	< 0.17	< 0.36	< 0.43	< 0.85	< 0.085	< 0.085	< 0.085	< 0.085	< 0.085	< 0.085	< 0.085	< 0.085	< 0.80	< 0.80	< 0.80	< 1.0	< 1.0
sec-Butylbenzene	NE	NE	< 0.30	< 0.15	< 0.40	< 0.65	< 1.3	< 0.13	< 0.13	< 0.13	< 0.13	< 0.13	< 0.13	< 0.13	< 0.13	< 0.85	< 0.85	< 0.85	< 0.42	< 0.42
Styrene	10	100	< 0.20	< 0.10	< 0.39	< 0.33	< 0.65	< 0.065	< 0.065	< 0.065	< 0.065	< 0.065	< 0.065	< 0.065	< 0.065	< 0.47	< 0.47	< 3.0	< 0.36	< 0.36
tert-Butylbenzene	NE	NE	< 0.28	< 0.14	< 0.40	< 0.60	< 1.2	< 0.12	< 0.12	< 0.12	< 0.12	< 0.12	< 0.12	< 0.12	< 0.12	< 0.30	< 0.30	< 0.30	< 0.59	< 0.59
Tetrachloroethene	0.5	5	***540***	***250***	***210***	***85***	***290***	***81***	***28***	***22***	***19***	***38***	***29***	***20***	***18***	***17.1***	***10.8***	***6.3***	***7***	***4.7***
Toluene	160	800	< 0.22	< 0.11	< 0.15	0.30 J	< 0.53	< 0.053	0.090 J	0.090 BJ	< 0.053	< 0.053	0.060 J	< 0.053	< 0.053	< 0.17	< 0.17	< 0.27	< 0.29	< 0.29
trans-1,2-Dichloroethene	20	100	< 0.50	< 0.25	< 0.35	< 0.55	< 1.1	< 0.11	< 0.11	< 0.11	< 0.11	< 0.11	< 0.11	< 0.11	< 0.11	< 1.1	< 1.1	< 0.46	< 0.53	< 0.53
Trichloroethene	0.5	5	***2.1***	***1.2***	***0.73***	***0.60 J***	< 0.62	0.24 J	0.10 J	0.12 BJ	0.12 J	0.09 J	< 0.062	< 0.062	< 0.062	< 0.26	< 0.26	< 0.26	< 0.32	< 0.32
Trichlorofluoromethane	698	3490	< 2.0	< 1.0	< 1.0	< 2.5	< 5.0	< 0.50	< 0.50	< 0.50	< 0.50	< 0.5	< 0.5	< 0.13	< 0.13	< 0.21	< 0.21	< 0.21	< 0.42	< 0.42
Vinyl chloride	0.02	0.2	< 0.20	< 0.10	< 0.20	< 0.80	< 1.6	< 0.16	< 0.16	< 0.16	< 0.16	< 0.16	< 0.16	< 0.16	< 0.16	< 0.17	< 0.17	< 0.17	< 0.17	< 0.17
Xylenes, Total	400	2000	< 0.14	< 0.068	< 0.22	< 0.29	< 0.58	< 0.058	< 0.058	< 0.12	< 0.12	< 0.12	< 0.12	< 0.12	< 0.12	< 1.5	< 1.5	< 1.5	< 1.0	< 1.0
Total PCBs																				
Aroclor-1016	0.003	0.03	NA	NA	NA	NA	NA	NA	NA	NA	NA	NA	NA	< 0.0072	< 0.0072	NA	NA	NA	NA	NA
Aroclor-1232	0.003	0.03	NA	NA	NA	NA	NA	NA	NA	NA	NA	NA	NA	< 0.0042	< 0.0042	NA	NA	NA	NA	NA
Aroclor-1242	0.003	0.03	NA	NA	NA	NA	NA	NA	NA	NA	NA	NA	NA	< 0.013	< 0.013	NA	NA	NA	NA	NA
Aroclor-1248	0.003	0.03	NA	NA	NA	NA	NA	NA	NA	NA	NA	NA	NA	< 0.011	< 0.011	NA	NA	NA	NA	NA
Total Detected PCBs	0.003	0.03	NA	NA	NA	NA	NA	NA	NA	NA	NA	NA	NA	ND	ND	NA	NA	NA	NA	NA
Dissolved PCBs																				
Aroclor-1016	0.003	0.03	NA	NA	NA	NA	NA	NA	NA	NA	NA	NA	NA	NA	NA	NA	NA	NA	NA	NA
Aroclor-1232	0.003	0.03	NA	NA	NA	NA	NA	NA	NA	NA	NA	NA	NA	NA	NA	NA	NA	NA	NA	NA
Aroclor-1242	0.003	0.03	NA	NA	NA	NA	NA	NA	NA	NA	NA	NA	NA	NA	NA	NA	NA	NA	NA	NA
Aroclor-1248	0.003	0.03	NA	NA	NA	NA	NA	NA	NA	NA	NA	NA	NA	NA	NA	NA	NA	NA	NA	NA
Total Detected PCBs	0.003	0.03	NA	NA	NA	NA	NA	NA	NA	NA	NA	NA	NA	NA	NA	NA	NA	NA	NA	NA
Solids																				
Total Dissolved Solids (mg/L)	NE	NE	NA	NA	NA	NA	NA	NA	NA	NA	NA	NA	NA	1220	1220	NA	NA	NA	NA	NA
Total Suspended Solids (TSS) (mg/L)	NE	NE	NA	NA	NA	NA	NA	NA	NA	NA	NA	NA	NA	< 1.4	< 1.4	NA	NA	NA	NA	NA

Notes on Page 61.

Table 7: Groundwater Analytical Results Summary
Madison-Kipp Corporation
Madison, Wisconsin

WELL ID			MW-3S	MW-3S	MW-3S	MW-3S	MW-3S	MW-3S	MW-3S	MW-3S	MW-3S	MW-3S	MW-3S	MW-3S	MW-3S[1]	MW-3S[1,3]	MW-3S	MW-3S[1]	MW-3S[1]
SCREEN INTERVAL (feet bgs)	PREVENTIVE	ENFORCEMENT	19 - 29 ft	19 - 29 ft	19 - 29 ft	19 - 29 ft	19 - 29 ft	19 - 29 ft	19 - 29 ft	19 - 29 ft	19 - 29 ft	19 - 29 ft	19 - 29 ft	19 - 29 ft	19 - 29 ft	19 - 29 ft	19 - 29 ft	19 - 29 ft	19 - 29 ft
SAMPLE DATE	ACTION LIMIT	STANDARD	04/07/2010	03/29/2011	04/12/2012	11/30/2012	12/18/2012	12/19/2012	12/28/2012	01/03/2013	01/15/2013	01/15/2013	01/31/2013	02/12/2013	02/12/2013	02/12/2013	02/12/2013	02/28/2013	03/12/2013	04/16/2013
VOCs																				
1,1,1,2-Tetrachloroethane	7	70	< 8	< 6.3	< 1.6	< 1.3	NA	NA	NA	NA	NA	< 0.25	NA	NA	NA	< 0.25	< 0.25	NA	< 0.25	< 0.25
1,1,1-Trichloroethane	40	200	< 16	< 13	< 1.3	< 1	NA	NA	NA	NA	NA	< 0.2	NA	NA	NA	< 0.2	< 0.2	NA	< 0.2	< 0.2
1,1,2-Trichloroethane	0.5	5	< 8	< 6.3	< 1.5	< 1.4	NA	NA	NA	NA	NA	< 0.28	NA	NA	NA	< 0.28	< 0.28	NA	< 0.28	< 0.28
1,1-Dichloroethene	0.7	7	< 16	< 13	< 1.5	< 1.6	NA	NA	NA	NA	NA	< 0.31	NA	NA	NA	< 0.31	< 0.31	NA	< 0.31	< 0.31
1,2,4-Trimethylbenzene	96	480	< 6.4	< 5	< 1.1	< 0.7	NA	NA	NA	NA	NA	< 0.14	NA	NA	NA	< 0.14	< 0.14	NA	< 0.14	< 0.14
1,2-Dibromoethane	0.005	0.05	< 6.4	< 5	< 2.3	< 1.8	NA	NA	NA	NA	NA	< 0.36	NA	NA	NA	< 0.36	< 0.36	NA	< 0.36	< 0.36
1,2-Dichlorobenzene	60	600	< 6.4	< 5	< 1.1	< 1.4	NA	NA	NA	NA	NA	< 0.27	NA	NA	NA	< 0.27	< 0.27	NA	< 0.27	< 0.27
1,2-Dichloroethane	0.5	5	< 16	< 13	< 1.4	< 1.4	NA	NA	NA	NA	NA	< 0.28	NA	NA	NA	< 0.28	< 0.28	NA	< 0.28	< 0.28
1,2-Dichloropropane	0.5	5	< 16	< 13	< 1.8	< 1	NA	NA	NA	NA	NA	< 0.2	NA	NA	NA	< 0.2	< 0.2	NA	< 0.2	< 0.2
1,2,3-Trichlorobenzene	NE	NE	< 8	< 6.3	< 1.8	< 1.2	NA	NA	NA	NA	NA	< 0.24	NA	NA	NA	< 0.24	< 0.24	NA	< 0.24	< 0.24
1,2,4-Trichlorobenzene	14	70	< 8	< 6.3	< 1.1	< 1.6	NA	NA	NA	NA	NA	< 0.31	NA	NA	NA	< 0.31	< 0.31	NA	< 0.31	< 0.31
1,3,5-Trimethylbenzene	96	480	< 6.4	< 5	< 1.2	< 0.9	NA	NA	NA	NA	NA	< 0.18	NA	NA	NA	< 0.18	< 0.18	NA	< 0.18	< 0.18
2-Butanone	800	4000	NA	NA	NA	NA	NA	NA	NA	NA	NA	NA	NA	NA	NA	NA	NA	NA	NA	NA
2-Hexanone	NE	NE	NA	NA	NA	NA	NA	NA	NA	NA	NA	NA	NA	NA	NA	NA	NA	NA	NA	NA
4-Methyl-2-pentanone	50	500	NA	NA	NA	NA	NA	NA	NA	NA	NA	NA	NA	NA	NA	NA	NA	NA	NA	NA
Acetone	1800	9000	NA	NA	NA	NA	NA	NA	NA	NA	NA	NA	NA	NA	NA	NA	NA	NA	NA	NA
Benzene	0.5	5	< 6.4	< 5	< 0.6	***1.5 J***	NA	NA	NA	NA	NA	0.42 J	NA	NA	NA	***0.88***	***0.9***	NA	***1***	***0.6***
Bromodichloromethane	0.06	0.6	< 6.4	< 5	< 1.2	< 0.85	NA	NA	NA	NA	NA	< 0.17	NA	NA	NA	< 0.17	< 0.17	NA	< 0.17	< 0.17
Bromoform	0.44	4.4	< 6.4	< 5	< 2.3	< 1.4	NA	NA	NA	NA	NA	< 0.28	NA	NA	NA	< 0.28	< 0.28	NA	< 0.28	< 0.28
Bromomethane	1	10	< 16	< 13	< 2.5	< 1.6	NA	NA	NA	NA	NA	< 0.31	NA	NA	NA	< 0.31	< 0.31	NA	< 0.31	< 0.31
Carbon disulfide	200	1000	NA	NA	NA	NA	NA	NA	NA	NA	NA	NA	NA	NA	NA	NA	NA	NA	NA	NA
Carbon tetrachloride	0.5	5	< 26	< 20	< 1.4	< 1.3	NA	NA	NA	NA	NA	< 0.26	NA	NA	NA	< 0.26	< 0.26	NA	< 0.26	< 0.26
Chloroform	0.6	6	< 6.4	< 5	***3.7 J***	***5***	NA	NA	NA	NA	NA	***1.6***	NA	NA	NA	***3***	***3.2***	NA	***4.1***	***2.7***
Chloromethane	3	30	< 9.6	< 7.5	< 1.2	< 0.9	NA	NA	NA	NA	NA	< 0.18	NA	NA	NA	< 0.18	< 0.18	NA	< 0.18	< 0.18
cis-1,2-Dichloroethene	7	70	***83***	***37***	***89***	***98***	NA	NA	NA	NA	NA	< 0.12	NA	NA	NA	1.6	1.8	NA	5.0	< 0.12
Dichlorodifluoromethane	200	1000	< 16	< 13	< 1.3	< 1	NA	NA	NA	NA	NA	< 0.2	NA	NA	NA	< 0.2	< 0.2	NA	< 0.2	< 0.2
Ethylbenzene	140	700	< 16	< 13	< 0.7	< 0.65	NA	NA	NA	NA	NA	0.36 J	NA	NA	NA	< 0.13	< 0.13	NA	< 0.13	< 0.13
Isopropylbenzene	NE	NE	< 6.4	< 5	< 1.1	< 0.7	NA	NA	NA	NA	NA	< 0.14	NA	NA	NA	< 0.14	< 0.14	NA	< 0.14	< 0.14
m,p-Xylene	400	2000	NA	NA	NA	NA	NA	NA	NA	NA	NA	NA	NA	NA	NA	NA	NA	NA	NA	NA
Methyl tert-butyl ether	12	60	< 16	< 13	< 1.4	< 1.2	NA	NA	NA	NA	NA	< 0.24	NA	NA	NA	< 0.24	< 0.24	NA	< 0.24	< 0.24
Methylene chloride	0.5	5	< 32	< 25	< 3.2	< 3.4	NA	NA	NA	NA	NA	< 0.68	NA	NA	NA	< 0.68	< 0.68	NA	< 0.68	< 0.68
Naphthalene	10	100	< 8	< 6.3	< 1.2	< 0.8	NA	NA	NA	NA	NA	< 0.16	NA	NA	NA	< 0.16	< 0.16	NA	< 0.16	< 0.16
n-Butylbenzene	NE	NE	< 6.4	< 5	< 1.1	< 0.65	NA	NA	NA	NA	NA	< 0.13	NA	NA	NA	< 0.13	< 0.13	NA	< 0.13	< 0.13
n-Hexane	120	600	NA	NA	NA	NA	NA	NA	NA	NA	NA	NA	NA	NA	NA	NA	NA	NA	NA	NA
n-Propylbenzene	NE	NE	< 16	< 13	< 0.95	< 0.65	NA	NA	NA	NA	NA	< 0.13	NA	NA	NA	< 0.13	< 0.13	NA	< 0.13	< 0.13
o-Xylene	400	2000	NA	NA	NA	NA	NA	NA	NA	NA	NA	NA	NA	NA	NA	NA	NA	NA	NA	NA
p-Isopropyltoluene	NE	NE	< 6.4	< 5	< 1.2	< 0.85	NA	NA	NA	NA	NA	< 0.17	NA	NA	NA	< 0.17	< 0.17	NA	< 0.17	< 0.17
sec-Butylbenzene	NE	NE	< 8	< 6.3	< 0.95	< 0.75	NA	NA	NA	NA	NA	< 0.15	NA	NA	NA	< 0.15	< 0.15	NA	< 0.15	< 0.15
Styrene	10	100	< 16	< 13	< 1.3	< 0.5	NA	NA	NA	NA	NA	< 0.1	NA	NA	NA	< 0.1	< 0.1	NA	< 0.1	< 0.1
tert-Butylbenzene	NE	NE	< 6.4	< 5	< 1.2	< 0.7	NA	NA	NA	NA	NA	< 0.14	NA	NA	NA	< 0.14	< 0.14	NA	< 0.14	< 0.14
Tetrachloroethene	0.5	5	***2000***	***1100***	***1600***	***2400***	NA	NA	NA	NA	NA	***88***	NA	NA	NA	***600***	***600***	NA	***750***	***20***
Toluene	160	800	< 16	< 13	< 0.75	< 0.55	NA	NA	NA	NA	NA	0.38 J	NA	NA	NA	< 0.11	< 0.11	NA	< 0.11	< 0.11
trans-1,2-Dichloroethene	20	100	< 16	< 13	5.4	6.0	NA	NA	NA	NA	NA	< 0.25	NA	NA	NA	< 0.25	< 0.25	NA	< 0.25	< 0.25
Trichloroethene	0.5	5	***130***	***66***	***120***	***160***	NA	NA	NA	NA	NA	< 0.19	NA	NA	NA	***6.8***	***6.7***	NA	***16***	< 0.19
Trichlorofluoromethane	698	3490	< 64	< 50	< 1.1	< 0.95	NA	NA	NA	NA	NA	< 0.19	NA	NA	NA	< 0.19	< 0.19	NA	< 0.19	< 0.19
Vinyl chloride	0.02	0.2	< 6.4	< 5	< 0.65	< 0.5	NA	NA	NA	NA	NA	< 0.1	NA	NA	NA	< 0.1	< 0.1	NA	< 0.1	< 0.1
Xylenes, Total	400	2000	< 16	< 13	< 1.5	< 0.34	NA	NA	NA	NA	NA	2.4	NA	NA	NA	< 0.068	< 0.068	NA	< 0.068	< 0.068
Total PCBs																				
Aroclor-1016	0.003	0.03	NA	NA	NA	NA	NA	NA	NA	NA	NA	< 0.18	NA	NA	NA	NA	NA	NA	NA	NA
Aroclor-1232	0.003	0.03	NA	NA	NA	NA	NA	NA	NA	NA	NA	< 0.096	NA	NA	NA	NA	NA	NA	NA	NA
Aroclor-1242	0.003	0.03	NA	NA	NA	NA	NA	NA	NA	NA	NA	< 0.14	NA	NA	NA	NA	NA	NA	NA	NA
Aroclor-1248	0.003	0.03	NA	NA	NA	NA	NA	NA	NA	NA	NA	< 0.11	NA	NA	NA	NA	NA	NA	NA	NA
Total Detected PCBs	0.003	0.03	NA	NA	NA	NA	NA	NA	NA	NA	NA	ND	NA	NA	NA	NA	NA	NA	NA	NA
Dissolved PCBs																				
Aroclor-1016	0.003	0.03	NA	NA	NA	NA	NA	NA	NA	NA	NA	NA	NA	NA	NA	NA	NA	NA	NA	NA
Aroclor-1232	0.003	0.03	NA	NA	NA	NA	NA	NA	NA	NA	NA	NA	NA	NA	NA	NA	NA	NA	NA	NA
Aroclor-1242	0.003	0.03	NA	NA	NA	NA	NA	NA	NA	NA	NA	NA	NA	NA	NA	NA	NA	NA	NA	NA
Aroclor-1248	0.003	0.03	NA	NA	NA	NA	NA	NA	NA	NA	NA	NA	NA	NA	NA	NA	NA	NA	NA	NA
Total Detected PCBs	0.003	0.03	NA	NA	NA	NA	NA	NA	NA	NA	NA	NA	NA	NA	NA	NA	NA	NA	NA	NA
Solids																				
Total Dissolved Solids (mg/L)	NE	NE	NA	NA	NA	2500	12000	7100	3400	3800	2700	3400	4700	8600	8200	NA	NA	13000	NA	NA
Total Suspended Solids (TSS) (mg/L)	NE	NE	NA	NA	NA	NA	NA	NA	NA	NA	NA	NA	NA	NA	NA	NA	NA	NA	NA	NA

Notes on Page 61.

Table 7: Groundwater Analytical Results Summary
Madison-Kipp Corporation
Madison, Wisconsin

WELL ID			MW-3S	MW-3S	MW-3S[1]	MW-3S	MW-3S	MW-3S	MW-3S	MW-3S	MW-3S	MW-3S	MW-3S[3]	MW-3S	MW-3S	MW-3S[3]	MW-3D	MW-3D	MW-3D	MW-3D	MW-3D	MW-3D	MW-3D	MW-3D
SCREEN INTERVAL (feet bgs)	PREVENTIVE	ENFORCEMENT	19 - 29 ft	19 - 29 ft	19 - 29 ft	19 - 29 ft	19 - 29 ft	19 - 29 ft	19 - 29 ft	19 - 29 ft	19 - 29 ft	19 - 29 ft	19 - 29 ft	19 - 29 ft	19 - 29 ft	19 - 29 ft	48 - 53 ft	48 - 53 ft	48 - 53 ft	48 - 53 ft	48 - 53 ft	48 - 53 ft	48 - 53 ft	48 - 53 ft
SAMPLE DATE	ACTION LIMIT	STANDARD	07/16/2013	10/10/2013	04/16/2014	10/22/2014	04/13/2015	10/21/2015	10/13/2016	10/05/2017	10/12/2018	10/14/2019	10/14/2019	10/16/2020	10/19/2021	10/19/2021	04/07/2010	10/01/2010	03/30/2011	04/12/2012	11/30/2012	12/19/2012	12/28/2012	01/03/2013
VOCs																								
1,1,1,2-Tetrachloroethane	7	70	< 0.5	< 0.5	< 1.3	< 0.25	< 1.3	< 0.92	< 2.2	< 2.8	< 5.5	< 5.4	< 5.4	< 0.27	< 1.8	< 1.8	< 8	< 0.25	< 5	< 0.31	< 1.3	NA	NA	NA
1,1,1-Trichloroethane	40	200	< 0.4	< 0.4	< 1.0	< 0.20	< 1.0	< 0.76	< 2.0	< 2.5	< 5.0	< 4.9	< 4.9	< 0.24	< 1.5	< 1.5	< 16	< 0.5	< 10	< 0.26	< 1	NA	NA	NA
1,1,2-Trichloroethane	0.5	5	< 0.56	< 0.56	< 1.4	< 0.28	< 1.4	< 0.70	< 2.0	< 2.5	< 5.0	< 11.0	< 11.0	< 0.55	< 1.7	< 1.7	< 8	< 0.25	< 5	< 0.3	< 1.4	NA	NA	NA
1,1-Dichloroethene	0.7	7	< 0.62	< 0.62	< 1.6	< 0.31	< 1.6	< 0.78	< 2.8	< 3.5	< 7.0	< 4.9	< 4.9	< 0.24	< 2.9	< 2.9	< 16	< 0.5	< 10	< 0.29	< 1.6	NA	NA	NA
1,2,4-Trimethylbenzene	96	480	< 0.28	< 0.28	< 0.70	< 0.14	< 0.70	< 0.72	< 1.2	< 1.5	< 3.0	< 16.8	< 16.8	< 0.84	< 2.2	< 2.2	< 6.4	< 0.2	< 4	< 0.22	< 0.7	NA	NA	NA
1,2-Dibromoethane	0.005	0.05	< 0.72	< 0.72	< 1.8	< 0.36	< 1.8	< 0.77	< 2.6	< 3.3	< 6.5	< 16.6	< 16.6	< 0.83	< 1.5	< 1.5	< 6.4	< 0.2	< 4	< 0.45	< 1.8	NA	NA	NA
1,2-Dichlorobenzene	60	600	< 0.54	< 0.54	< 1.4	< 0.27	< 1.4	< 0.67	< 1.5	< 1.9	< 3.8	< 14.1	< 14.1	< 0.71	< 1.6	< 1.6	< 6.4	< 0.2	< 4	< 0.21	< 1.4	NA	NA	NA
1,2-Dichloroethane	0.5	5	< 0.56	< 0.56	< 1.4	< 0.28	< 1.4	< 0.78	< 1.6	< 2	< 3.9	< 5.6	< 5.6	< 0.28	< 1.5	< 1.5	< 16	< 0.5	< 10	< 0.28	< 1.4	NA	NA	NA
1,2-Dichloropropane	0.5	5	< 0.4	< 0.4	< 1.0	< 0.20	< 1.0	< 0.86	< 2.0	< 2.5	< 5.0	< 5.7	< 5.7	< 0.28	< 2.2	< 2.2	< 16	< 0.5	< 10	< 0.36	< 1	NA	NA	NA
1,2,3-Trichlorobenzene	NE	NE	< 0.48	< 0.48	< 1.2	< 0.24	< 1.2	< 0.92	< 0.90	< 1.1	< 2.3	< 12.5	< 12.5	< 2.2	< 5.1	< 5.1	< 8	< 0.25	< 5	< 0.36	< 1.2	NA	NA	NA
1,2,4-Trichlorobenzene	14	70	< 0.62	< 0.62	< 1.6	< 0.31	< 1.6	< 0.68	< 1.5	< 1.9	< 3.9	< 19.0	< 19.0	< 0.95	< 4.8	< 4.8	< 8	< 0.25	< 5	< 0.22	< 1.6	NA	NA	NA
1,3,5-Trimethylbenzene	96	480	< 0.36	< 0.36	< 0.90	< 0.18	< 0.90	< 0.51	< 1.5	< 1.9	< 3.8	< 17.5	< 17.5	< 0.87	< 1.8	< 1.8	< 6.4	< 0.2	< 4	< 0.23	< 0.9	NA	NA	NA
2-Butanone	800	4000	NA	NA	NA	NA	NA	NA	< 60	< 75	< 150	< 58.7	< 58.7	< 2.9	< 32.6	< 32.6	NA	NA	NA	NA	NA	NA	NA	NA
2-Hexanone	NE	NE	NA	NA	NA	NA	NA	NA	< 19	< 24	< 48	< 49.1	< 49.1	< 5.2	< 31.4	< 31.4	NA	NA	NA	NA	NA	NA	NA	NA
4-Methyl-2-pentanone	50	500	NA	NA	NA	NA	NA	NA	< 15	< 19	< 39	< 30.6	< 30.6	< 4.6	< 29.8	< 29.8	NA	NA	NA	NA	NA	NA	NA	NA
Acetone	1800	9000	NA	NA	NA	NA	NA	NA	< 68	< 85	< 170	< 54.8	< 54.8	< 2.7	< 43.2	< 43.2	NA	NA	NA	NA	NA	NA	NA	NA
Benzene	0.5	5	***0.70 J***	***1***	< 0.37	***0.67***	< 0.37	< 0.29	< 1.8	< 2.2	< 4.5	< 4.9	< 4.9	< 0.25	< 1.5	< 1.5	< 6.4	0.31	< 4	0.39 J	< 0.37	NA	NA	NA
Bromodichloromethane	0.06	0.6	< 0.34	< 0.34	< 0.85	< 0.17	< 0.85	< 0.74	< 1.5	< 1.9	< 3.9	< 7.3	< 7.3	< 0.36	< 2.1	< 2.1	< 6.4	< 0.2	< 4	< 0.23	< 0.85	NA	NA	NA
Bromoform	0.44	4.4	< 0.56	< 0.56	< 1.4	< 0.28	< 1.4	< 0.97	< 1.8	< 2.2	< 4.4	< 79.4	< 79.4	< 4.0	< 19.0	< 19.0	< 6.4	< 0.2	< 4	< 0.45	< 1.4	NA	NA	NA
Bromomethane	1	10	< 0.62	< 0.62	< 1.6	< 0.31	< 1.6	< 1.6	< 12	< 15	< 30	< 19.4	< 19.4	< 0.97	< 6.0	< 6.0	< 16	< 0.5	< 10	< 0.49	< 1.6	NA	NA	NA
Carbon disulfide	200	1000	NA	NA	NA	NA	NA	NA	< 1.1	< 1.3	< 2.7	< 7.5	< 7.5	< 0.45	< 5.5	< 5.5	NA	NA	NA	NA	NA	NA	NA	NA
Carbon tetrachloride	0.5	5	< 0.52	< 0.52	< 1.3	< 0.26	< 1.3	< 0.77	< 0.76	< 0.95	< 1.9	< 3.3	< 3.3	< 1.1	< 1.8	< 1.8	< 26	< 0.8	< 16	< 0.28	< 1.3	NA	NA	NA
Chloroform	0.6	6	***2.8***	***3.7***	***3.4 J***	***2.4***	< 1.0	***3***	< 1.2	< 1.6	< 3.1	< 25.5	< 25.5	< 1.3	< 5.9	< 5.9	< 6.4	***0.78***	< 4	***0.93 J***	< 1	NA	NA	NA
Chloromethane	3	30	< 0.36	< 0.36	< 0.90	< 0.18	< 0.90	< 0.64	***11 BJ***	< 4	< 17 U	< 43.8	< 43.8	< 2.2	< 8.2	< 8.2	< 9.6	< 0.3	< 6	< 0.24	< 0.9	NA	NA	NA
cis-1,2-Dichloroethene	7	70	***14***	***58***	< 0.60	***35***	***54***	***36***	***29***	***20***	***21 J***	***25.6***	***24.9***	6.8	***9.1 J***	***9.3 J***	***510***	***310***	***300***	***350***	***520***	NA	NA	NA
Dichlorodifluoromethane	200	1000	< 0.4	< 0.4	< 1.0	< 0.20	< 1.0	< 1.1	< 2.2	< 2.8	< 5.5	< 10	< 10	< 0.50	< 2.3	< 2.3	< 16	< 0.5	< 10	< 0.26	< 1	NA	NA	NA
Ethylbenzene	140	700	< 0.26	< 0.26	< 0.65	< 0.13	< 0.65	< 0.37	< 1.1	< 1.4	< 2.7	< 4.4	< 4.4	< 0.32	< 1.6	< 1.6	< 16	< 0.5	< 10	< 0.14	< 0.65	NA	NA	NA
Isopropylbenzene	NE	NE	< 0.28	< 0.28	< 0.70	< 0.14	< 0.70	< 0.77	< 1.6	< 2	< 4.1	< 7.9	< 7.9	< 1.7	< 5.0	< 5.0	< 6.4	< 0.2	< 4	< 0.21	< 0.7	NA	NA	NA
m,p-Xylene	400	2000	NA	NA	NA	NA	NA	NA	< 1.1	< 1.4	< 2.9	< 9.3	< 9.3	< 0.47	< 3.5	< 3.5	NA	NA	NA	NA	NA	NA	NA	NA
Methyl tert-butyl ether	12	60	< 0.48	< 0.48	< 1.2	< 0.24	< 1.2	< 0.79	< 2.8	< 3.5	< 7.0	< 24.9	< 24.9	< 1.2	< 5.6 J	< 5.6 J	< 16	< 0.5	< 10	< 0.28	< 1.2	NA	NA	NA
Methylene chloride	0.5	5	< 1.4	< 1.4	< 3.4	< 0.68	< 3.4	***17***	< 2.8	< 3.5	< 7.0	< 11.6	< 11.6	< 0.58	< 1.6	< 1.6	< 32	< 1	< 20	< 0.63	< 3.4	NA	NA	NA
Naphthalene	10	100	< 0.32	< 0.32	< 0.80	< 0.16	< 0.80	< 0.67	< 1.8	< 2.2	< 4.4	< 23.5	< 23.5	< 1.2	< 5.6	< 5.6	< 8	< 0.25	< 5	< 0.24	< 0.8	NA	NA	NA
n-Butylbenzene	NE	NE	< 0.26	< 0.26	< 0.65	< 0.13	< 0.65	< 0.78	< 2.8	< 3.5	< 7.0	< 14.2	< 14.2	< 0.71	< 4.3	< 4.3	< 6.4	< 0.2	< 4	< 0.21	< 0.65	NA	NA	NA
n-Hexane	120	600	NA	NA	NA	NA	NA	NA	< 4.2	< 5.3	< 11	< 34.2	< 34.2	< 1.7	< 7.3	< 7.3	NA	NA	NA	NA	NA	NA	NA	NA
n-Propylbenzene	NE	NE	< 0.26	< 0.26	< 0.65	< 0.13	< 0.65	< 0.83	< 2.0	< 2.5	< 5.0	< 16.2	< 16.2	< 0.81	< 1.7	< 1.7	< 16	< 0.5	< 10	< 0.19	< 0.65	NA	NA	NA
o-Xylene	400	2000	NA	NA	NA	NA	NA	NA	< 1.2	< 1.5	< 2.9	< 5.2	< 5.2	< 0.26	< 1.7	< 1.7	NA	NA	NA	NA	NA	NA	NA	NA
p-Isopropyltoluene	NE	NE	< 0.34	< 0.34	< 0.85	< 0.17	< 0.85	< 0.72	< 1.7	< 2.1	< 4.3	< 16.0	< 16.0	< 0.80	< 5.2	< 5.2	< 6.4	< 0.2	< 4	< 0.24	< 0.85	NA	NA	NA
sec-Butylbenzene	NE	NE	< 0.3	< 0.3	< 0.75	< 0.15	< 0.75	< 0.80	< 2.6	< 3.3	< 6.5	< 17.0	< 17.0	< 0.85	< 2.1	< 2.1	< 8	< 0.25	< 5	< 0.19	< 0.75	NA	NA	NA
Styrene	10	100	< 0.2	< 0.2	< 0.50	< 0.10	< 0.50	< 0.77	< 1.3	< 1.6	< 3.3	< 9.3	< 9.3	< 3.0	< 1.8	< 1.8	< 16	< 0.5	< 10	< 0.26	< 0.5	NA	NA	NA
tert-Butylbenzene	NE	NE	< 0.28	< 0.28	< 0.70	< 0.14	< 0.70	< 0.80	< 2.4	< 3	< 6.0	< 6.1	< 6.1	< 0.30	< 2.9	< 2.9	< 6.4	< 0.2	< 4	< 0.24	< 0.7	NA	NA	NA
Tetrachloroethene	0.5	5	***840***	***1000***	***630***	***770***	***1300***	***1300***	***860***	***690 B***	***1100***	***1270***	***1220***	***355***	***784***	***772***	***1700***	***1500***	***1200***	***1100***	***1800***	NA	NA	NA
Toluene	160	800	< 0.22	< 0.22	< 0.55	< 0.11	< 0.55	< 0.30	< 1.1	< 1.3	< 2.7	< 3.4	< 3.4	< 0.27	< 1.4	< 1.4	< 16	< 0.5	< 10	< 0.15	< 0.55	NA	NA	NA
trans-1,2-Dichloroethene	20	100	< 0.5	4.9	< 1.3	2.7	< 1.3	3.1	3.4 J	< 2.8	< 5.5	< 21.8	< 21.8	0.85 J	< 2.6	< 2.6	< 16	6.6	< 10	5.9	7.7	NA	NA	NA
Trichloroethene	0.5	5	***26***	***100***	***6.9***	***82***	***120***	***90***	***86***	***65***	***73***	***90.1***	***87.4***	***28.2***	***45.5***	***45.8***	***270***	***200***	***170***	***160***	***250***	NA	NA	NA
Trichlorofluoromethane	698	3490	< 0.38	< 0.38	< 5.0	< 1.0	< 5.0	< 2.0	< 10	< 13	< 6.5	< 4.3	< 4.3	< 0.21	< 2.1	< 2.1	< 64	< 2	< 40	< 0.22	< 0.95	NA	NA	NA
Vinyl chloride	0.02	0.2	< 0.2	< 0.2	< 0.50	< 0.10	< 0.50	< 0.41	< 3.2	< 4	< 8.0	< 3.5	< 3.5	< 0.17	< 0.87	< 0.87	< 6.4	< 0.2	< 4	< 0.13	< 0.5	NA	NA	NA
Xylenes, Total	400	2000	< 0.14	< 0.14	< 0.34	< 0.068	< 0.34	< 0.44	< 1.2	< 2.9	< 5.8	< 30.0	< 30.0	< 1.5	< 5.2	< 5.2	< 16	< 0.5	< 10	< 0.3	< 0.34	NA	NA	NA
Total PCBs																								
Aroclor-1016	0.003	0.03	NA	NA	NA	NA	NA	NA	NA	NA	NA	NA	NA	NA	NA	NA	NA	NA	NA	NA	NA	NA	NA	NA
Aroclor-1232	0.003	0.03	NA	NA	NA	NA	NA	NA	NA	NA	NA	NA	NA	NA	NA	NA	NA	NA	NA	NA	NA	NA	NA	NA
Aroclor-1242	0.003	0.03	NA	NA	NA	NA	NA	NA	NA	NA	NA	NA	NA	NA	NA	NA	NA	NA	NA	NA	NA	NA	NA	NA
Aroclor-1248	0.003	0.03	NA	NA	NA	NA	NA	NA	NA	NA	NA	NA	NA	NA	NA	NA	NA	NA	NA	NA	NA	NA	NA	NA
Total Detected PCBs	0.003	0.03	NA	NA	NA	NA	NA	NA	NA	NA	NA	NA	NA	NA	NA	NA	NA	NA	NA	NA	NA	NA	NA	NA
Dissolved PCBs																								
Aroclor-1016	0.003	0.03	NA	NA	NA	NA	NA	NA	NA	NA	NA	NA	NA	NA	NA	NA	NA	NA	NA	NA	NA	NA	NA	NA
Aroclor-1232	0.003	0.03	NA	NA	NA	NA	NA	NA	NA	NA	NA	NA	NA	NA	NA	NA	NA	NA	NA	NA	NA	NA	NA	NA
Aroclor-1242	0.003	0.03	NA	NA	NA	NA	NA	NA	NA	NA	NA	NA	NA	NA	NA	NA	NA	NA	NA	NA	NA	NA	NA	NA
Aroclor-1248	0.003	0.03	NA	NA	NA	NA	NA	NA	NA	NA	NA	NA	NA	NA	NA	NA	NA	NA	NA	NA	NA	NA	NA	NA
Total Detected PCBs	0.003	0.03	NA	NA	NA	NA	NA	NA	NA	NA	NA	NA	NA	NA	NA	NA	NA	NA	NA	NA	NA	NA	NA	NA
Solids																								
Total Dissolved Solids (mg/L)	NE	NE	NA	NA	NA	NA	NA	NA	NA	NA	NA	NA	NA	NA	NA	NA	NA	NA	NA	NA	1700	2100	2400	2200
Total Suspended Solids (TSS) (mg/L)	NE	NE	NA	NA	NA	NA	NA	NA	NA	NA	NA	NA	NA	NA	NA	NA	NA	NA	NA	NA	NA	NA	NA	NA

Notes on Page 61.

Table 7: Groundwater Analytical Results Summary
Madison-Kipp Corporation
Madison, Wisconsin

WELL ID			MW-3D	MW-3D	MW-3D	MW-3D	MW-3D	MW-3D	MW-3D	MW-3D	MW-3D	MW-3D	MW-3D	MW-3D	MW-3D	MW-3D	MW-3D	MW-3D[3]	MW-3D	MW-3D	MW-3D
SCREEN INTERVAL (feet bgs)	PREVENTIVE	ENFORCEMENT	48 - 53 ft	48 - 53 ft	48 - 53 ft	48 - 53 ft	48 - 53 ft	48 - 53 ft	48 - 53 ft	48 - 53 ft	48 - 53 ft	48 - 53 ft	48 - 53 ft	48 - 53 ft	48 - 53 ft	48 - 53 ft	48 - 53 ft	48 - 53 ft	48 - 53 ft	48 - 53 ft	48 - 53 ft
SAMPLE DATE	ACTION LIMIT	STANDARD	01/16/2013	01/31/2013	02/12/2013	02/12/2013	02/28/2013	03/13/2013	04/16/2013	07/16/2013	10/10/2013	04/18/2014	10/16/2014	04/14/2015	10/21/2015	01/25/2016	04/22/2016	04/22/2016	07/20/2016	10/13/2016	1/19/2017
VOCs																					
1,1,1,2-Tetrachloroethane	7	70	< 0.25	NA	NA	< 0.25	NA	< 0.25	< 0.25	< 0.5	< 0.25	< 0.50	< 0.50	< 0.25	< 0.46	< 0.11	< 0.11	< 0.11	< 0.11	< 0.11	< 0.11
1,1,1-Trichloroethane	40	200	< 0.2	NA	NA	< 0.2	NA	< 0.2	< 0.2	< 0.4	< 0.2	< 0.40	< 0.40	< 0.20	< 0.38	< 0.10	< 0.10	< 0.10	< 0.10	< 0.10	< 0.10
1,1,2-Trichloroethane	0.5	5	< 0.28	NA	NA	< 0.28	NA	< 0.28	< 0.28	< 0.56	< 0.28	< 0.56	< 0.56	< 0.28	< 0.35	< 0.10	< 0.10	< 0.10	< 0.10	< 0.10	< 0.10
1,1-Dichloroethene	0.7	7	< 0.31	NA	NA	< 0.31	NA	< 0.31	< 0.31	< 0.62	< 0.31	< 0.62	< 0.62	< 0.31	< 0.39	< 0.14	< 0.14	< 0.14	< 0.14	< 0.14	< 0.14
1,2,4-Trimethylbenzene	96	480	< 0.14	NA	NA	< 0.14	NA	< 0.14	< 0.14	< 0.28	< 0.14	< 0.28	< 0.28	< 0.14	< 0.36	< 0.060	< 0.060	< 0.060	< 0.060	< 0.060	< 0.060
1,2-Dibromoethane	0.005	0.05	< 0.36	NA	NA	< 0.36	NA	< 0.36	< 0.36	< 0.72	< 0.36	< 0.72	< 0.72	< 0.36	< 0.39	< 0.13	< 0.13	< 0.13	< 0.13	< 0.13	< 0.13
1,2-Dichlorobenzene	60	600	< 0.27	NA	NA	< 0.27	NA	< 0.27	< 0.27	< 0.54	< 0.27	< 0.54	< 0.54	< 0.27	< 0.33	< 0.076	< 0.076	< 0.076	< 0.076	< 0.076	< 0.076
1,2-Dichloroethane	0.5	5	< 0.28	NA	NA	< 0.28	NA	< 0.28	< 0.28	< 0.56	< 0.28	< 0.56	< 0.56	< 0.28	< 0.39	< 0.078	< 0.078	< 0.078	< 0.078	< 0.078	< 0.078
1,2-Dichloropropane	0.5	5	< 0.2	NA	NA	< 0.2	NA	< 0.2	< 0.2	< 0.4	< 0.2	< 0.40	< 0.40	< 0.20	< 0.43	< 0.10	< 0.10	< 0.10	< 0.10	< 0.10	< 0.10
1,2,3-Trichlorobenzene	NE	NE	< 0.24	NA	NA	< 0.24	NA	< 0.24	< 0.24	< 0.48	< 0.24	< 0.48	< 0.48	< 0.24	< 0.46	< 0.045	< 0.045	< 0.045	0.18 BJ	< 0.045	< 0.045
1,2,4-Trichlorobenzene	14	70	< 0.31	NA	NA	< 0.31	NA	< 0.31	< 0.31	< 0.62	< 0.31	< 0.62	< 0.62	< 0.31	< 0.34	< 0.077	< 0.077	< 0.077	0.16 BJ	< 0.077	< 0.077
1,3,5-Trimethylbenzene	96	480	< 0.18	NA	NA	< 0.18	NA	< 0.18	< 0.18	< 0.36	< 0.18	< 0.36	< 0.36	< 0.18	< 0.25	< 0.075	< 0.075	< 0.075	< 0.075	< 0.075	< 0.075
2-Butanone	800	4000	NA	NA	NA	NA	NA	NA	NA	NA	NA	NA	NA	NA	NA	< 3.0	4.0 J	5.7 J	< 3.0	< 3.0	< 3.0
2-Hexanone	NE	NE	NA	NA	NA	NA	NA	NA	NA	NA	NA	NA	NA	NA	NA	< 0.95	< 0.95	< 0.95	< 0.95	< 0.95	< 0.95
4-Methyl-2-pentanone	50	500	NA	NA	NA	NA	NA	NA	NA	NA	NA	NA	NA	NA	NA	< 0.77	< 0.77	< 0.77	< 0.77	< 0.77	< 0.77
Acetone	1800	9000	NA	NA	NA	NA	NA	NA	NA	NA	NA	NA	NA	NA	NA	< 3.4	14 J	15 J	< 3.4	12 J	33
Benzene	0.5	5	0.32 J	NA	NA	0.29 J	NA	< 0.074	0.27 J	< 0.15	0.36 J	< 0.15	***0.55 J***	0.40 J	< 0.15	< 0.089	< 0.089	< 0.089	< 0.089	< 0.089	0.36 BJ
Bromodichloromethane	0.06	0.6	< 0.17	NA	NA	< 0.17	NA	< 0.17	< 0.17	< 0.34	< 0.17	< 0.34	< 0.34	< 0.17	< 0.37	< 0.077	< 0.077	< 0.077	< 0.077	< 0.077	< 0.077
Bromoform	0.44	4.4	< 0.28	NA	NA	< 0.28	NA	< 0.28	< 0.28	< 0.56	< 0.28	< 0.56	< 0.56	< 0.28	< 0.48	< 0.088	< 0.088	< 0.088	< 0.088	< 0.088	< 0.088
Bromomethane	1	10	< 0.31	NA	NA	< 0.31	NA	< 0.31	< 0.31	< 0.62	< 0.31	< 0.62	< 0.62	< 0.31	< 0.80	< 0.59	< 0.59	< 0.59	< 0.59	< 0.59	< 0.59
Carbon disulfide	200	1000	NA	NA	NA	NA	NA	NA	NA	NA	NA	NA	NA	NA	NA	< 0.053	< 0.053	0.18 J	0.44 J	0.38 J	0.39 J
Carbon tetrachloride	0.5	5	< 0.26	NA	NA	< 0.26	NA	< 0.26	< 0.26	< 0.52	< 0.26	< 0.52	< 0.52	< 0.26	< 0.38	< 0.038	< 0.038	< 0.038	< 0.038	< 0.038	< 0.038
Chloroform	0.6	6	***0.89 J***	NA	NA	< 0.2	NA	< 0.2	< 0.2	< 0.4	***0.85 J***	< 0.40	< 0.40	***0.88 J***	***0.90 J***	< 0.062	< 0.062	< 0.062	< 0.062	< 0.062	0.19 BJ
Chloromethane	3	30	< 0.18	NA	NA	< 0.18	NA	< 0.18	< 0.18	< 0.36	< 0.18	< 0.36	< 0.36	< 0.16	< 0.32	< 0.16	< 0.16	< 0.16	< 0.16	0.31 BJ	0.30 BJ
cis-1,2-Dichloroethene	7	70	***290***	NA	NA	***200***	NA	***54***	***210***	***200***	***180***	***170***	***170***	***82***	***48***	0.87	0.77	0.69	***13***	3.6	***7.3***
Dichlorodifluoromethane	200	1000	< 0.2	NA	NA	< 0.2	NA	< 0.2	< 0.2	< 0.4	< 0.2	< 0.40	< 0.40	< 0.20	< 0.54	< 0.11	< 0.11	< 0.11	< 0.11	< 0.11	< 0.11
Ethylbenzene	140	700	< 0.13	NA	NA	< 0.13	NA	< 0.13	< 0.13	< 0.26	< 0.13	< 0.26	< 0.26	< 0.13	< 0.18	< 0.054	< 0.054	< 0.054	< 0.054	< 0.054	< 0.054
Isopropylbenzene	NE	NE	< 0.14	NA	NA	< 0.14	NA	< 0.14	< 0.14	< 0.28	< 0.14	< 0.28	< 0.28	< 0.14	< 0.39	< 0.081	< 0.081	< 0.081	< 0.081	< 0.081	< 0.081
m,p-Xylene	400	2000	NA	NA	NA	NA	NA	NA	NA	NA	NA	NA	NA	NA	NA	< 0.057	< 0.057	< 0.057	< 0.057	< 0.057	< 0.057
Methyl tert-butyl ether	12	60	< 0.24	NA	NA	< 0.24	NA	< 0.24	< 0.24	< 0.48	< 0.24	< 0.48	< 0.48	< 0.24	< 0.39	< 0.14	< 0.14	< 0.14	< 0.14	< 0.14	< 0.14
Methylene chloride	0.5	5	< 0.68	NA	NA	< 0.68	NA	< 0.68	< 0.68	< 1.4	< 0.68	< 1.4	< 1.4	< 0.68	< 1.6	0.33 J	< 0.14	< 0.14	< 0.14	0.31 J	0.45 BJ
Naphthalene	10	100	< 0.16	NA	NA	< 0.16	NA	< 0.16	< 0.16	< 0.32	< 0.16	< 0.32	< 0.32	< 0.16	< 0.34	< 0.088	< 0.088	< 0.088	0.31 BJ	< 0.088	< 0.088
n-Butylbenzene	NE	NE	< 0.13	NA	NA	< 0.13	NA	< 0.13	< 0.13	< 0.26	< 0.13	< 0.26	< 0.26	< 0.13	< 0.39	< 0.14	< 0.14	< 0.14	< 0.14	< 0.14	< 0.14
n-Hexane	120	600	NA	NA	NA	NA	NA	NA	NA	NA	NA	NA	NA	NA	NA	< 0.21	< 0.21	< 0.21	< 0.21	< 0.21	< 0.21
n-Propylbenzene	NE	NE	< 0.13	NA	NA	< 0.13	NA	< 0.13	< 0.13	< 0.26	< 0.13	< 0.26	< 0.26	< 0.13	< 0.41	< 0.10	< 0.10	< 0.10	< 0.10	< 0.10	< 0.10
o-Xylene	400	2000	NA	NA	NA	NA	NA	NA	NA	NA	NA	NA	NA	NA	NA	< 0.058	< 0.058	< 0.058	< 0.058	< 0.058	< 0.058
p-Isopropyltoluene	NE	NE	< 0.17	NA	NA	< 0.17	NA	< 0.17	< 0.17	< 0.34	< 0.17	< 0.34	< 0.34	< 0.17	< 0.36	< 0.085	< 0.085	< 0.085	< 0.085	< 0.085	< 0.085
sec-Butylbenzene	NE	NE	< 0.15	NA	NA	< 0.15	NA	< 0.15	< 0.15	< 0.3	< 0.15	< 0.30	< 0.30	< 0.15	< 0.40	< 0.13	< 0.13	< 0.13	< 0.13	< 0.13	< 0.13
Styrene	10	100	< 0.1	NA	NA	< 0.1	NA	< 0.1	< 0.1	< 0.2	< 0.1	< 0.20	< 0.20	< 0.10	< 0.39	< 0.065	< 0.065	< 0.065	0.15 J	< 0.065	< 0.065
tert-Butylbenzene	NE	NE	< 0.14	NA	NA	< 0.14	NA	< 0.14	< 0.14	< 0.28	< 0.14	< 0.28	< 0.28	< 0.14	< 0.40	< 0.12	< 0.12	< 0.12	< 0.12	< 0.12	< 0.12
Tetrachloroethene	0.5	5	***660***	NA	NA	***760***	NA	***150***	***740***	***920***	***620***	***730***	***1100***	***850***	***140***	***3.5***	***2.3***	***1.8***	***4.1***	***13***	***5.4 B***
Toluene	160	800	< 0.11	NA	NA	< 0.11	NA	< 0.11	< 0.11	< 0.22	< 0.11	< 0.22	< 0.22	< 0.11	< 0.15	0.12 J	< 0.053	< 0.053	0.11 J	< 0.053	0.44 BJ
trans-1,2-Dichloroethene	20	100	6.0	NA	NA	4.0	NA	1.1	4.2	4.8	5.2	6.4	9.3	4.3	3.1	< 0.11	< 0.11	< 0.11	0.17 J	< 0.11	< 0.11
Trichloroethene	0.5	5	***140***	NA	NA	***130***	NA	***30***	***120***	***130***	***100***	***130***	***170***	***92***	***51***	***0.86***	***0.63***	***0.5***	***2.2***	***3.9***	***11***
Trichlorofluoromethane	698	3490	< 0.19	NA	NA	< 0.19	NA	< 0.19	< 0.19	< 0.38	< 0.19	< 2.0	< 2.0	< 1.0	< 1.0	< 0.50	< 0.50	< 0.50	< 0.50	< 0.50	< 0.50
Vinyl chloride	0.02	0.2	< 0.1	NA	NA	< 0.1	NA	< 0.1	< 0.1	< 0.2	< 0.1	< 0.20	< 0.20	< 0.10	< 0.20	< 0.16	< 0.16	< 0.16	< 0.16	< 0.16	< 0.16
Xylenes, Total	400	2000	< 0.068	NA	NA	< 0.068	NA	< 0.068	< 0.068	< 0.14	< 0.068	< 0.14	< 0.14	< 0.068	< 0.22	< 0.058	< 0.058	< 0.058	< 0.058	< 0.058	< 0.12
Total PCBs																					
Aroclor-1016	0.003	0.03	< 0.18	NA	NA	NA	NA	NA	NA	NA	NA	NA	NA	NA	NA	NA	NA	NA	NA	NA	NA
Aroclor-1232	0.003	0.03	< 0.096	NA	NA	NA	NA	NA	NA	NA	NA	NA	NA	NA	NA	NA	NA	NA	NA	NA	NA
Aroclor-1242	0.003	0.03	< 0.14	NA	NA	NA	NA	NA	NA	NA	NA	NA	NA	NA	NA	NA	NA	NA	NA	NA	NA
Aroclor-1248	0.003	0.03	< 0.11	NA	NA	NA	NA	NA	NA	NA	NA	NA	NA	NA	NA	NA	NA	NA	NA	NA	NA
Total Detected PCBs	0.003	0.03	ND	NA	NA	NA	NA	NA	NA	NA	NA	NA	NA	NA	NA	NA	NA	NA	NA	NA	NA
Dissolved PCBs																					
Aroclor-1016	0.003	0.03	NA	NA	NA	NA	NA	NA	NA	NA	NA	NA	NA	NA	NA	NA	NA	NA	NA	NA	NA
Aroclor-1232	0.003	0.03	NA	NA	NA	NA	NA	NA	NA	NA	NA	NA	NA	NA	NA	NA	NA	NA	NA	NA	NA
Aroclor-1242	0.003	0.03	NA	NA	NA	NA	NA	NA	NA	NA	NA	NA	NA	NA	NA	NA	NA	NA	NA	NA	NA
Aroclor-1248	0.003	0.03	NA	NA	NA	NA	NA	NA	NA	NA	NA	NA	NA	NA	NA	NA	NA	NA	NA	NA	NA
Total Detected PCBs	0.003	0.03	NA	NA	NA	NA	NA	NA	NA	NA	NA	NA	NA	NA	NA	NA	NA	NA	NA	NA	NA
Solids																					
Total Dissolved Solids (mg/L)	NE	NE	2000	480	4400	4200	5200	NA	NA	NA	NA	NA	NA	NA	NA	NA	NA	NA	NA	NA	NA
Total Suspended Solids (TSS) (mg/L)	NE	NE	NA	NA	NA	NA	NA	NA	NA	NA	NA	NA	NA	NA	NA	NA	NA	NA	NA	NA	NA

Notes on Page 61.

Table 7: Groundwater Analytical Results Summary
Madison-Kipp Corporation
Madison, Wisconsin

WELL ID			MW-3D	MW-3D	MW-3D	MW-3D[3]	MW-3D	MW-3D	MW-3D[3]	MW-3D	MW-3D[3]	MW-3D	MW-3D	MW-3D[3]	MW-3D	MW-3D	MW-3D2	MW-3D2	MW-3D2	MW-3D2	MW-3D2	MW-3D2[3]	MW-3D2	MW-3D2[3]
SCREEN INTERVAL (feet bgs)	PREVENTIVE	ENFORCEMENT	48 - 53 ft	48 - 53 ft	48 - 53 ft	48 - 53 ft	48 - 53 ft	48 - 53 ft	48 - 53 ft	48 - 53 ft	48 - 53 ft	48 - 53 ft	48 - 53 ft	48 - 53 ft	48 - 53 ft	48 - 53 ft	76 - 81 ft	76 - 81 ft	76 - 81 ft	76 - 81 ft	76 - 81 ft	76 - 81 ft	76 - 81 ft	76 - 81 ft	76 - 81 ft
SAMPLE DATE	ACTION LIMIT	STANDARD	04/12/2017	10/05/2017	04/06/2018	04/06/2018	10/12/2018	04/09/2019	04/09/2019	10/14/2019	10/14/2019	7/17/2020	10/19/2020	10/19/2020	04/14/2021	10/19/2021	12/31/2009	04/07/2010	07/01/2010	10/01/2010	03/30/2011	04/12/2012	04/12/2012	11/30/2012	11/30/2012
VOCs																									
1,1,1,2-Tetrachloroethane	7	70	< 0.11	< 0.11	< 0.11	< 1.1	< 0.11	< 0.54	< 1.1	< 0.27	< 2.7	NA	< 2.7	< 0.27	< 3.6	< 3.6	< 6.3	< 13	< 13	< 0.25	< 13	< 1.6	< 1.6	< 1.3	< 1.3
1,1,1-Trichloroethane	40	200	< 0.10	< 0.1	< 0.10	< 1.0	< 0.10	< 0.49	< 0.98	< 0.24	< 2.4	NA	< 2.4	< 0.24	< 3.0	< 3.0	< 13	< 25	< 25	< 0.5	< 25	< 1.3	< 1.3	< 1	< 1
1,1,2-Trichloroethane	0.5	5	< 0.10	< 0.1	< 0.10	< 1.0	< 0.10	< 1.1	< 2.2	< 0.55	< 5.5	NA	< 5.5	< 0.55	< 3.4	< 3.4	< 6.3	< 13	< 13	< 0.25	< 13	< 1.5	< 1.5	< 1.4	< 1.4
1,1-Dichloroethene	0.7	7	< 0.14	< 0.14	< 0.14	< 1.4	< 0.14	< 0.49	< 0.98	< 0.24	< 2.4	NA	< 2.4	< 0.24	< 5.8	< 5.8	< 13	< 25	< 25	< 0.5	< 25	< 1.5	< 1.5	< 1.6	< 1.6
1,2,4-Trimethylbenzene	96	480	< 0.060	< 0.06	< 0.060	< 0.60	< 0.060	< 1.7	< 3.4	< 0.84	< 8.4	NA	< 8.4	< 0.84	< 4.5	< 4.5	< 5	< 10	< 10	< 0.2	< 10	< 1.1	< 1.1	< 0.7	< 0.7
1,2-Dibromoethane	0.005	0.05	< 0.13	< 0.13	< 0.13	< 1.3	< 0.13	< 1.7	< 3.3	< 0.83	< 8.3	NA	< 8.3	< 0.83	< 3.1	< 3.1	< 5	< 10	< 10	< 0.2	< 10	< 2.3	< 2.3	< 1.8	< 1.8
1,2-Dichlorobenzene	60	600	< 0.076	< 0.076	< 0.076	< 0.76	< 0.076	< 1.4	< 2.8	< 0.71	< 7.1	NA	< 7.1	< 0.71	< 3.3	< 3.3	< 5	< 10	< 10	< 0.2	< 10	< 1.1	< 1.1	< 1.4	< 1.4
1,2-Dichloroethane	0.5	5	< 0.078	< 0.078	< 0.078	< 0.78	< 0.078	< 0.56	< 1.1	< 0.28	< 2.8	NA	< 2.8	< 0.28	< 2.9	< 2.9	< 13	< 25	< 25	< 0.5	< 25	< 1.4	< 1.4	< 1.4	< 1.4
1,2-Dichloropropane	0.5	5	< 0.10	< 0.1	< 0.10	< 1.0	< 0.10	< 0.57	< 1.1	< 0.28	< 2.8	NA	< 2.8	< 0.28	< 4.5	< 4.5	< 13	< 25	< 25	< 0.5	< 25	< 1.8	< 1.8	< 1	< 1
1,2,3-Trichlorobenzene	NE	NE	< 0.045	< 0.045	< 0.045	< 0.45	< 0.045	< 1.3	< 2.5	< 0.63	< 6.3	NA	< 22.1	< 2.2	< 10.2	< 10.2	< 6.3	< 13	< 13	< 0.25	< 13	< 1.8	< 1.8	< 1.2	< 1.2
1,2,4-Trichlorobenzene	14	70	< 0.077	< 0.077	< 0.077	< 0.77	< 0.077	< 1.9	< 3.8	< 0.95	< 9.5	NA	< 9.5	< 0.95	< 9.5	< 9.5	< 6.3	< 13	< 13	< 0.25	< 13	< 1.1	< 1.1	< 1.6	< 1.6
1,3,5-Trimethylbenzene	96	480	< 0.075	< 0.075	< 0.075	< 0.75	< 0.075	< 1.7	< 3.5	< 0.87	< 8.7	NA	< 8.7	< 0.87	< 3.6	< 3.6	< 5	< 10	< 10	< 0.2	< 10	< 1.2	< 1.2	< 0.9	< 0.9
2-Butanone	800	4000	< 3.0	< 3	< 3.0	< 30	< 3.0	< 5.9	< 11.7	< 2.9	< 29.4	NA	< 29.4	< 2.9	< 65.2	< 65.2	NA	NA	NA	NA	NA	NA	NA	NA	NA
2-Hexanone	NE	NE	< 0.95	< 0.95	< 0.95	< 9.5	< 0.95	< 4.9	< 9.8	< 2.5	< 24.6	NA	< 52.1	< 5.2	< 62.8	< 62.8	NA	NA	NA	NA	NA	NA	NA	NA	NA
4-Methyl-2-pentanone	50	500	< 0.77	< 0.77	< 0.77	< 7.7	< 0.77	< 3.1	< 6.1	< 1.5	< 15.3	NA	< 46.4	< 4.6	< 59.5	< 59.5	NA	NA	NA	NA	NA	NA	NA	NA	NA
Acetone	1800	9000	18 BJ	40	7.5 J+	42 J+	< 3.4	< 5.5	< 11.0	< 2.7	< 27.4	NA	< 27.4	< 2.7	< 86.4	< 86.4	NA	NA	NA	NA	NA	NA	NA	NA	NA
Benzene	0.5	5	0.34 J	0.38 J	0.21 J	< 0.89	0.15 J	< 0.49	< 0.99	< 0.25	< 2.5	NA	< 2.5	< 0.25	< 3.0	< 3.0	< 5	< 10	< 10	< 0.2	< 10	< 0.6	< 0.6	< 0.37	< 0.37
Bromodichloromethane	0.06	0.6	< 0.077	< 0.077	< 0.077	< 0.77	< 0.077	< 0.73	< 1.5	< 0.36	< 3.6	NA	< 3.6	< 0.36	< 4.2	< 4.2	< 5	< 10	< 10	< 0.2	< 10	< 1.2	< 1.2	< 0.85	< 0.85
Bromoform	0.44	4.4	< 0.088	< 0.088	< 0.088	< 0.88	< 0.088	< 7.9	< 15.9	< 4.0	< 39.7	NA	< 39.7	< 4.0	< 38.0	< 38.0	< 5	< 10	< 10	< 0.2	< 10	< 2.3	< 2.3	< 1.4	< 1.4
Bromomethane	1	10	< 0.59	< 0.59	< 0.59	< 5.9	< 0.59	< 1.9	< 3.9	< 0.97	< 9.7	NA	< 9.7	< 0.97	< 11.9	< 11.9	< 13	< 25	< 25	< 0.5	< 25	< 2.5	< 2.5	< 1.6	< 1.6
Carbon disulfide	200	1000	0.14 J	< 0.053	< 0.053	< 0.53	< 0.053	< 0.75	< 1.5	< 0.37	< 3.7	NA	< 4.5	< 0.45	< 11.0	< 11.0	NA	NA	NA	NA	NA	NA	NA	NA	NA
Carbon tetrachloride	0.5	5	< 0.038	< 0.038	< 0.038	< 0.38	< 0.038	< 0.33	< 0.66	< 0.17	< 1.7	NA	< 10.8	< 1.1	< 3.7	< 3.7	< 20	< 40	< 40	< 0.8	< 40	< 1.4	< 1.4	< 1.3	< 1.3
Chloroform	0.6	6	< 0.062	0.43 J	0.39 J	***0.90 J***	< 0.31 U	< 2.5	< 5.1	< 1.3	< 12.7	NA	< 12.7	< 1.3	< 11.8	< 11.8	< 5	< 10	< 10	0.37	< 10	< 1.3	< 1.3	< 1	< 1
Chloromethane	3	30	0.18 J+	2.1	< 0.16	< 1.6	< 0.35 U	< 4.4	< 8.8	< 2.2	< 21.9	NA	< 21.9	< 2.2	< 16.4	< 16.4	< 7.5	< 15	< 15	< 0.3	< 15	< 1.2	< 1.2	< 0.9	< 0.9
cis-1,2-Dichloroethene	7	70	***10***	1.7	***44***	***43***	***39***	***52.9***	***43.4***	***68.3***	***63.3***	NA	***51***	***55***	***49.8***	***44.3 J***	***520***	***510***	***460***	***400***	***440***	***440***	***440***	***420***	***400***
Dichlorodifluoromethane	200	1000	< 0.11	< 0.11	< 0.11	< 1.1	< 0.11	< 1.0	< 2.0	< 0.50	< 5.0	NA	< 5.0	< 0.50	< 4.6	< 4.6	< 13	< 25	< 25	< 0.5	< 25	< 1.3	< 1.3	< 1	< 1
Ethylbenzene	140	700	< 0.054	< 0.054	< 0.054	< 0.54	< 0.054	< 0.44	< 0.87	< 0.22	< 2.2	NA	< 3.2	< 0.32	< 3.3	< 3.3	< 13	< 25	< 25	< 0.5	< 25	< 0.7	< 0.7	< 0.65	< 0.65
Isopropylbenzene	NE	NE	< 0.081	0.11 J	0.12 J	< 0.81	< 0.081	< 0.79	< 1.6	< 0.39	< 3.9	NA	< 16.9	< 1.7	< 10.0	< 10.0	< 5	< 10	< 10	< 0.2	< 10	< 1.1	< 1.1	< 0.7	< 0.7
m,p-Xylene	400	2000	< 0.057	< 0.057	0.060 J	< 0.57	< 0.057	< 0.93	< 1.9	< 0.47	< 4.7	NA	< 4.7	< 0.47	< 7.0	< 7.0	NA	NA	NA	NA	NA	NA	NA	NA	NA
Methyl tert-butyl ether	12	60	< 0.14	< 0.14	< 0.14	< 1.4	< 0.14	< 2.5	< 5.0	< 1.2	< 12.5	NA	< 12.5	< 1.2	< 11.3	< 11.3 J	< 13	< 25	< 25	< 0.5	< 25	< 1.4	< 1.4	< 1.2	< 1.2
Methylene chloride	0.5	5	< 0.14	< 0.14	< 0.14	***1.5 J+***	< 0.25 U	< 1.2	< 2.3	< 0.58	< 5.8	NA	< 5.8	< 0.58	< 3.2	< 3.2	< 25	< 50	< 50	< 1	< 50	< 3.2	< 3.2	< 3.4	< 3.4
Naphthalene	10	100	< 0.088	< 0.088	< 0.088	< 0.88	< 0.088	< 2.4	< 4.7	< 1.2	< 11.8	NA	< 11.8	< 1.2	< 11.3	< 11.3	< 6.3	< 13	***240***	< 0.25	***13***	< 1.2	< 1.2	< 0.8	< 0.8
n-Butylbenzene	NE	NE	< 0.14	< 0.14	< 0.14	< 1.4	< 0.14	< 1.4	< 2.8	< 0.71	< 7.1	NA	< 7.1	< 0.71	< 8.6	< 8.6	< 5	< 10	< 10	< 0.2	< 10	< 1.1	< 1.1	< 0.65	< 0.65
n-Hexane	120	600	0.21 J	< 0.21	< 0.21	< 2.1	< 0.21	< 3.4	< 6.8	< 1.7	< 17.1	NA	< 17.1	< 1.7	< 14.6	< 14.6	NA	NA	NA	NA	NA	NA	NA	NA	NA
n-Propylbenzene	NE	NE	< 0.10	< 0.1	< 0.10	< 1.0	< 0.10	< 1.6	< 3.2	< 0.81	< 8.1	NA	< 8.1	< 0.81	< 3.5	< 3.5	< 13	< 25	< 25	< 0.5	< 25	< 0.95	< 0.95	< 0.65	< 0.65
o-Xylene	400	2000	< 0.058	< 0.058	< 0.058	< 0.58	< 0.058	< 0.52	< 1.0	< 0.26	< 2.6	NA	< 2.6	< 0.26	< 3.5	< 3.5	NA	NA	NA	NA	NA	NA	NA	NA	NA
p-Isopropyltoluene	NE	NE	< 0.085	< 0.085	< 0.085	< 0.85	< 0.085	< 1.6	< 3.2	< 0.80	< 8.0	NA	< 8.0	< 0.80	< 10.4	< 10.4	< 5	< 10	< 10	< 0.2	< 10	< 1.2	< 1.2	< 0.85	< 0.85
sec-Butylbenzene	NE	NE	< 0.13	< 0.13	< 0.13	< 1.3	< 0.13	< 1.7	< 3.4	< 0.85	< 8.5	NA	< 8.5	< 0.85	< 4.2	< 4.2	< 6.3	< 13	< 13	< 0.25	< 13	< 0.95	< 0.95	< 0.75	< 0.75
Styrene	10	100	< 0.065	< 0.065	< 0.065	< 0.65	< 0.065	< 0.93	< 1.9	< 0.47	< 4.7	NA	< 30.1	< 3.0	< 3.6	< 3.6	< 13	< 25	< 25	< 0.5	< 25	< 1.3	< 1.3	< 0.5	< 0.5
tert-Butylbenzene	NE	NE	< 0.12	< 0.12	< 0.12	< 1.2	< 0.12	< 0.61	< 1.2	< 0.30	< 3.0	NA	< 3.0	< 0.30	< 5.9	< 5.9	< 5	< 10	< 10	< 0.2	< 10	< 1.2	< 1.2	< 0.7	< 0.7
Tetrachloroethene	0.5	5	0.43 BJ	***13 B***	***310***	***330***	***260***	***333***	***263***	***645***	***627***	NA	***795***	***769***	***807***	***767***	***4900***	***4400***	***3900***	***3900***	***3800***	***2600***	***2600***	***2800***	***2800***
Toluene	160	800	0.10 J	< 0.053	0.10 J	< 0.53	0.060 J	< 0.34	< 0.69	< 0.17	< 1.7	NA	< 2.7	< 0.27	< 2.9	< 2.9	< 13	< 25	< 25	< 0.5	< 25	< 0.75	< 0.75	< 0.55	< 0.55
trans-1,2-Dichloroethene	20	100	< 0.11	< 0.11	3.4 J	4.3 J+	0.90	< 2.2	< 4.4	1.3 J	< 10.9	NA	< 4.6	0.75 J	< 5.3	< 5.3	< 13	< 25	< 25	7.0	< 25	6.4	5.8	5.6	5.6
Trichloroethene	0.5	5	***4.4***	***2***	***43***	***40***	***32***	***41***	***34***	***68.7***	***61.7***	NA	***61.2***	***67.4***	***56.4***	***48.7***	***280***	***240***	***240***	***240***	***230***	***190***	***190***	***190***	***180***
Trichlorofluoromethane	698	3490	< 0.50	< 0.5	< 0.5	< 5	< 0.13	< 0.43	< 0.86	< 0.21	< 2.1	NA	< 2.1	< 0.21	< 4.2	< 4.2	< 43	< 100	< 100	< 2	< 100	< 1.1	< 1.1	< 0.95	< 0.95
Vinyl chloride	0.02	0.2	< 0.16	< 0.16	***0.56***	< 1.6	< 0.16	< 0.35	< 0.70	< 0.17	< 1.7	NA	< 1.7	< 0.17	< 1.7	< 1.7	< 5	< 10	< 10	***0.65***	< 10	< 0.65	< 0.65	< 0.5	< 0.5
Xylenes, Total	400	2000	< 0.12	< 0.12	< 0.12	< 1.2	< 0.12	< 3.0	< 6.0	< 1.5	< 15.0	NA	< 15.0	< 1.5	< 10.5	< 10.5	< 13	< 25	< 25	< 0.5	< 25	< 1.5	< 1.5	< 0.34	< 0.34
Total PCBs																									
Aroclor-1016	0.003	0.03	NA	NA	NA	NA	< 0.0072	< 0.0072	< 0.0072	< 0.0072	< 0.0072	< 0.0072 J-	< 0.0072	NA	< 0.0072	< 0.0072	NA	NA	NA	NA	NA	NA	NA	NA	NA
Aroclor-1232	0.003	0.03	NA	NA	NA	NA	< 0.0042	< 0.0042	< 0.0042	< 0.0042	< 0.0042	< 0.0042 J-	< 0.0042	NA	< 0.0042	< 0.0042	NA	NA	NA	NA	NA	NA	NA	NA	NA
Aroclor-1242	0.003	0.03	NA	NA	NA	NA	< 0.013	< 0.013	< 0.013	< 0.013	< 0.013	< 0.013 J-	< 0.013	NA	< 0.013	< 0.013	NA	NA	NA	NA	NA	NA	NA	NA	NA
Aroclor-1248	0.003	0.03	NA	NA	NA	NA	< 0.011	< 0.011	< 0.011	< 0.011	< 0.011	< 0.011 J-	< 0.011	NA	< 0.011	< 0.011	NA	NA	NA	NA	NA	NA	NA	NA	NA
Total Detected PCBs	0.003	0.03	NA	NA	NA	NA	ND	ND	ND	ND	ND	ND	ND	NA	ND	ND	NA	NA	NA	NA	NA	NA	NA	NA	NA
Dissolved PCBs																									
Aroclor-1016	0.003	0.03	NA	NA	NA	NA	NA	NA	NA	NA	NA	NA	NA	NA	NA	NA	NA	NA	NA	NA	NA	NA	NA	NA	NA
Aroclor-1232	0.003	0.03	NA	NA	NA	NA	NA	NA	NA	NA	NA	NA	NA	NA	NA	NA	NA	NA	NA	NA	NA	NA	NA	NA	NA
Aroclor-1242	0.003	0.03	NA	NA	NA	NA	NA	NA	NA	NA	NA	NA	NA	NA	NA	NA	NA	NA	NA	NA	NA	NA	NA	NA	NA
Aroclor-1248	0.003	0.03	NA	NA	NA	NA	NA	NA	NA	NA	NA	NA	NA	NA	NA	NA	NA	NA	NA	NA	NA	NA	NA	NA	NA
Total Detected PCBs	0.003	0.03	NA	NA	NA	NA	NA	NA	NA	NA	NA	NA	NA	NA	NA	NA	NA	NA	NA	NA	NA	NA	NA	NA	NA
Solids																									
Total Dissolved Solids (mg/L)	NE	NE	NA	NA	NA	NA	1090	2060	2020	736	698	760	656	NA	654	706	NA	NA	NA	NA	NA	NA	NA	730	730
Total Suspended Solids (TSS) (mg/L)	NE	NE	NA	NA	NA	NA	9.0	4.4	4.6	1.2 J	2.0	3.0	6.0	NA	3.6	2.0	NA	NA	NA	NA	NA	NA	NA	NA	NA

Notes on Page 61.

Table 7: Groundwater Analytical Results Summary
Madison-Kipp Corporation
Madison, Wisconsin

WELL ID			MW-3D2	MW-3D2	MW-3D2	MW-3D2	MW-3D2[3]	MW-3D2	MW-3D2	MW-3D2[3]	MW-3D2	MW-3D2[1]	MW-3D2[1]	MW-3D2[3]	MW-3D2	MW-3D2[3]	MW-3D2	MW-3D2[3]	MW-3D2	MW-3D2[3]
SCREEN INTERVAL (feet bgs)	PREVENTIVE	ENFORCEMENT	76 - 81 ft	76 - 81 ft	76 - 81 ft	76 - 81 ft	76 - 81 ft	76 - 81 ft	76 - 81 ft	76 - 81 ft	76 - 81 ft	76 - 81 ft	76 - 81 ft	76 - 81 ft	76 - 81 ft	76 - 81 ft	76 - 81 ft	76 - 81 ft	76 - 81 ft	76 - 81 ft
SAMPLE DATE	ACTION LIMIT	STANDARD	12/19/2012	12/28/2012	01/03/2013	01/16/2013	01/16/2013	01/31/2013	02/12/2013	02/12/2013	02/28/2013	03/13/2013	04/16/2013	04/16/2013	07/16/2013	07/16/2013	10/10/2013	10/10/2013	04/16/2014	04/16/2014
VOCs																				
1,1,1,2-Tetrachloroethane	7	70	NA	NA	NA	< 0.5	< 0.5	NA	< 0.25	< 0.5	NA	< 0.25	< 0.25	< 0.5	< 0.25	< 0.5	< 0.25	< 0.25	< 1.3	< 1.3
1,1,1-Trichloroethane	40	200	NA	NA	NA	< 0.4	< 0.4	NA	< 0.2	< 0.4	NA	< 0.2	< 0.2	< 0.4	< 0.2	< 0.4	< 0.2	< 0.2	< 1.0	< 1.0
1,1,2-Trichloroethane	0.5	5	NA	NA	NA	< 0.56	< 0.56	NA	< 0.28	< 0.56	NA	< 0.28	< 0.28	< 0.56	< 0.28	< 0.56	< 0.28	< 0.28	< 1.4	< 1.4
1,1-Dichloroethene	0.7	7	NA	NA	NA	< 0.62	< 0.62	NA	< 0.31	< 0.62	NA	< 0.31	< 0.31	< 0.62	< 0.31	< 0.62	< 0.31	< 0.31	< 1.6	< 1.6
1,2,4-Trimethylbenzene	96	480	NA	NA	NA	< 0.28	< 0.28	NA	< 0.14	< 0.28	NA	< 0.14	< 0.14	< 0.28	< 0.14	< 0.28	< 0.14	< 0.14	< 0.70	< 0.70
1,2-Dibromoethane	0.005	0.05	NA	NA	NA	< 0.72	< 0.72	NA	< 0.36	< 0.72	NA	< 0.36	< 0.36	< 0.72	< 0.36	< 0.72	< 0.36	< 0.36	< 1.8	< 1.8
1,2-Dichlorobenzene	60	600	NA	NA	NA	< 0.54	< 0.54	NA	< 0.27	< 0.54	NA	< 0.27	< 0.27	< 0.54	< 0.27	< 0.54	< 0.27	< 0.27	< 1.4	< 1.4
1,2-Dichloroethane	0.5	5	NA	NA	NA	< 0.56	< 0.56	NA	< 0.28	< 0.56	NA	< 0.28	< 0.28	< 0.56	< 0.28	< 0.56	< 0.28	< 0.28	< 1.4	< 1.4
1,2-Dichloropropane	0.5	5	NA	NA	NA	< 0.4	< 0.4	NA	< 0.2	< 0.4	NA	< 0.2	< 0.2	< 0.4	< 0.2	< 0.4	< 0.2	< 0.2	< 1.0	< 1.0
1,2,3-Trichlorobenzene	NE	NE	NA	NA	NA	< 0.48	< 0.48	NA	< 0.24	< 0.48	NA	< 0.24	< 0.24	< 0.48	< 0.24	< 0.48	< 0.24	< 0.24	< 1.2	< 1.2
1,2,4-Trichlorobenzene	14	70	NA	NA	NA	< 0.62	< 0.62	NA	< 0.31	< 0.62	NA	< 0.31	< 0.31	< 0.62	< 0.31	< 0.62	< 0.31	< 0.31	< 1.6	< 1.6
1,3,5-Trimethylbenzene	96	480	NA	NA	NA	< 0.36	< 0.36	NA	< 0.18	< 0.36	NA	< 0.18	< 0.18	< 0.36	< 0.18	< 0.36	< 0.18	< 0.18	< 0.90	< 0.90
2-Butanone	800	4000	NA	NA	NA	NA	NA	NA	NA	NA	NA	NA	NA	NA	NA	NA	NA	NA	NA	NA
2-Hexanone	NE	NE	NA	NA	NA	NA	NA	NA	NA	NA	NA	NA	NA	NA	NA	NA	NA	NA	NA	NA
4-Methyl-2-pentanone	50	500	NA	NA	NA	NA	NA	NA	NA	NA	NA	NA	NA	NA	NA	NA	NA	NA	NA	NA
Acetone	1800	9000	NA	NA	NA	NA	NA	NA	NA	NA	NA	NA	NA	NA	NA	NA	NA	NA	NA	NA
Benzene	0.5	5	NA	NA	NA	< 0.15	< 0.15	NA	< 0.074	< 0.15	NA	< 0.074	< 0.074	< 0.15	< 0.074	< 0.15	< 0.074	< 0.074	< 0.37	< 0.37
Bromodichloromethane	0.06	0.6	NA	NA	NA	< 0.34	< 0.34	NA	< 0.17	< 0.34	NA	< 0.17	< 0.17	< 0.34	< 0.17	< 0.34	< 0.17	< 0.17	< 0.85	< 0.85
Bromoform	0.44	4.4	NA	NA	NA	< 0.56	< 0.56	NA	< 0.28	< 0.56	NA	< 0.28	< 0.28	< 0.56	< 0.28	< 0.56	< 0.28	< 0.28	< 1.4	< 1.4
Bromomethane	1	10	NA	NA	NA	< 0.62	< 0.62	NA	< 0.31	< 0.62	NA	< 0.31	< 0.31	< 0.62	< 0.31	< 0.62	< 0.31	< 0.31	< 1.6	< 1.6
Carbon disulfide	200	1000	NA	NA	NA	NA	NA	NA	NA	NA	NA	NA	NA	NA	NA	NA	NA	NA	NA	NA
Carbon tetrachloride	0.5	5	NA	NA	NA	< 0.52	< 0.52	NA	< 0.26	< 0.52	NA	< 0.26	< 0.26	< 0.52	< 0.26	< 0.52	< 0.26	< 0.26	< 1.3	< 1.3
Chloroform	0.6	6	NA	NA	NA	< 0.4	< 0.4	NA	< 0.2	< 0.4	NA	< 0.2	< 0.2	< 0.4	< 0.2	< 0.4	< 0.2	< 0.2	< 1.0	< 1.0
Chloromethane	3	30	NA	NA	NA	< 0.36	< 0.36	NA	< 0.18	< 0.36	NA	< 0.18	< 0.18	< 0.36	< 0.18	< 0.36	< 0.18	< 0.18	< 0.90	< 0.90
cis-1,2-Dichloroethene	7	70	NA	NA	NA	***320***	***300***	NA	***250***	***260***	NA	***100***	***45***	< 0.24	***10***	***11***	***21***	***20***	***210***	***220***
Dichlorodifluoromethane	200	1000	NA	NA	NA	< 0.4	< 0.4	NA	< 0.2	< 0.4	NA	< 0.2	< 0.2	< 0.4	< 0.2	< 0.4	< 0.2	< 0.2	< 1.0	< 1.0
Ethylbenzene	140	700	NA	NA	NA	< 0.26	< 0.26	NA	< 0.13	< 0.26	NA	< 0.13	< 0.13	< 0.26	< 0.13	< 0.26	< 0.13	< 0.13	< 0.65	< 0.65
Isopropylbenzene	NE	NE	NA	NA	NA	< 0.28	< 0.28	NA	< 0.14	< 0.28	NA	< 0.14	< 0.14	< 0.28	< 0.14	< 0.28	< 0.14	< 0.14	< 0.70	< 0.70
m,p-Xylene	400	2000	NA	NA	NA	NA	NA	NA	NA	NA	NA	NA	NA	NA	NA	NA	NA	NA	NA	NA
Methyl tert-butyl ether	12	60	NA	NA	NA	< 0.48	< 0.48	NA	< 0.24	< 0.48	NA	< 0.24	< 0.24	< 0.48	< 0.24	< 0.48	< 0.24	< 0.24	< 1.2	< 1.2
Methylene chloride	0.5	5	NA	NA	NA	< 1.4	< 1.4	NA	***7.3***	< 1.4	NA	< 0.68	< 0.68	< 1.4	< 0.68	< 1.4	< 0.68	< 0.68	< 3.4	< 3.4
Naphthalene	10	100	NA	NA	NA	< 0.32	< 0.32	NA	< 0.16	< 0.32	NA	< 0.16	< 0.16	< 0.32	< 0.16	< 0.32	< 0.16	< 0.16	< 0.80	< 0.80
n-Butylbenzene	NE	NE	NA	NA	NA	< 0.26	< 0.26	NA	< 0.13	< 0.26	NA	< 0.13	< 0.13	< 0.26	< 0.13	< 0.26	< 0.13	< 0.13	< 0.65	< 0.65
n-Hexane	120	600	NA	NA	NA	NA	NA	NA	NA	NA	NA	NA	NA	NA	NA	NA	NA	NA	NA	NA
n-Propylbenzene	NE	NE	NA	NA	NA	< 0.26	< 0.26	NA	< 0.13	< 0.26	NA	< 0.13	< 0.13	< 0.26	< 0.13	< 0.26	< 0.13	< 0.13	< 0.65	< 0.65
o-Xylene	400	2000	NA	NA	NA	NA	NA	NA	NA	NA	NA	NA	NA	NA	NA	NA	NA	NA	NA	NA
p-Isopropyltoluene	NE	NE	NA	NA	NA	< 0.34	< 0.34	NA	< 0.17	< 0.34	NA	< 0.17	< 0.17	< 0.34	< 0.17	< 0.34	< 0.17	< 0.17	< 0.85	< 0.85
sec-Butylbenzene	NE	NE	NA	NA	NA	< 0.3	< 0.3	NA	< 0.15	< 0.3	NA	< 0.15	< 0.15	< 0.3	< 0.15	< 0.3	< 0.15	< 0.15	< 0.75	< 0.75
Styrene	10	100	NA	NA	NA	< 0.2	< 0.2	NA	< 0.1	< 0.2	NA	< 0.1	< 0.1	< 0.2	< 0.1	< 0.2	< 0.1	< 0.1	< 0.50	< 0.50
tert-Butylbenzene	NE	NE	NA	NA	NA	< 0.28	< 0.28	NA	< 0.14	< 0.28	NA	< 0.14	< 0.14	< 0.28	< 0.14	< 0.28	< 0.14	< 0.14	< 0.70	< 0.70
Tetrachloroethene	0.5	5	NA	NA	NA	***1200***	***1100***	NA	***1700***	***1700***	NA	***800***	***850***	***710***	***440***	***840***	***150***	***150***	***1800***	***1700***
Toluene	160	800	NA	NA	NA	< 0.22	< 0.22	NA	< 0.11	< 0.22	NA	< 0.11	< 0.11	< 0.22	< 0.11	< 0.22	< 0.11	< 0.11	< 0.55	< 0.55
trans-1,2-Dichloroethene	20	100	NA	NA	NA	4.9	4.5	NA	3.2	3.5	NA	0.62 J	< 0.25	< 0.5	< 0.25	< 0.5	0.52 J	< 0.25	3.1 J	3.9 J
Trichloroethene	0.5	5	NA	NA	NA	***110***	***120***	NA	***120***	***120***	NA	***50***	***24***	< 0.38	***8.7***	***12***	***9.8***	***9.9***	***120***	***130***
Trichlorofluoromethane	698	3490	NA	NA	NA	< 0.38	< 0.38	NA	< 0.19	< 0.38	NA	< 0.19	< 0.19	< 0.38	< 0.19	< 0.38	< 0.19	< 0.19	< 5.0	< 5.0
Vinyl chloride	0.02	0.2	NA	NA	NA	< 0.2	< 0.2	NA	***0.22 J***	< 0.2	NA	< 0.1	< 0.1	< 0.2	< 0.1	< 0.2	< 0.1	< 0.1	< 0.50	< 0.50
Xylenes, Total	400	2000	NA	NA	NA	< 0.14	< 0.14	NA	< 0.068	< 0.14	NA	< 0.068	< 0.068	< 0.14	< 0.068	< 0.14	< 0.068	< 0.068	< 0.34	< 0.34
Total PCBs																				
Aroclor-1016	0.003	0.03	NA	NA	NA	< 0.17	NA	NA	NA	NA	NA	NA	NA	NA	NA	NA	NA	NA	NA	NA
Aroclor-1232	0.003	0.03	NA	NA	NA	< 0.093	NA	NA	NA	NA	NA	NA	NA	NA	NA	NA	NA	NA	NA	NA
Aroclor-1242	0.003	0.03	NA	NA	NA	< 0.13	NA	NA	NA	NA	NA	NA	NA	NA	NA	NA	NA	NA	NA	NA
Aroclor-1248	0.003	0.03	NA	NA	NA	< 0.11	NA	NA	NA	NA	NA	NA	NA	NA	NA	NA	NA	NA	NA	NA
Total Detected PCBs	0.003	0.03	NA	NA	NA	ND	NA	NA	NA	NA	NA	NA	NA	NA	NA	NA	NA	NA	NA	NA
Dissolved PCBs																				
Aroclor-1016	0.003	0.03	NA	NA	NA	NA	NA	NA	NA	NA	NA	NA	NA	NA	NA	NA	NA	NA	NA	NA
Aroclor-1232	0.003	0.03	NA	NA	NA	NA	NA	NA	NA	NA	NA	NA	NA	NA	NA	NA	NA	NA	NA	NA
Aroclor-1242	0.003	0.03	NA	NA	NA	NA	NA	NA	NA	NA	NA	NA	NA	NA	NA	NA	NA	NA	NA	NA
Aroclor-1248	0.003	0.03	NA	NA	NA	NA	NA	NA	NA	NA	NA	NA	NA	NA	NA	NA	NA	NA	NA	NA
Total Detected PCBs	0.003	0.03	NA	NA	NA	NA	NA	NA	NA	NA	NA	NA	NA	NA	NA	NA	NA	NA	NA	NA
Solids																				
Total Dissolved Solids (mg/L)	NE	NE	1300	1800	1500	1000	NA	870	720	NA	1300	NA	NA	NA	NA	NA	NA	NA	NA	NA
Total Suspended Solids (TSS) (mg/L)	NE	NE	NA	NA	NA	NA	NA	NA	NA	NA	NA	NA	NA	NA	NA	NA	NA	NA	NA	NA

Notes on Page 61.

Table 7: Groundwater Analytical Results Summary
Madison-Kipp Corporation
Madison, Wisconsin

WELL ID			MW-3D2	MW-3D2[3]	MW-3D2	MW-3D2[3]	MW-3D2	MW-3D2[3]	MW-3D2	MW-3D2[3]	MW-3D2	MW-3D2	MW-3D2[3]	MW-3D2	MW-3D2[3]	MW-3D2	MW-3D2	MW-3D2	MW-3D2	MW-3D2	MW-3D2[3]	MW-3D2	MW-3D2	MW-3D2	MW-3D2	MW-3D2	MW-3D2[3]
SCREEN INTERVAL (feet bgs)	PREVENTIVE	ENFORCEMENT	76 - 81 ft	76 - 81 ft	76 - 81 ft	76 - 81 ft	76 - 81 ft	76 - 81 ft	76 - 81 ft	76 - 81 ft	76 - 81 ft	76 - 81 ft	76 - 81 ft	76 - 81 ft	76 - 81 ft	76 - 81 ft	76 - 81 ft	76 - 81 ft	76 - 81 ft	76 - 81 ft	76 - 81 ft	76 - 81 ft	76 - 81 ft	76 - 81 ft	76 - 81 ft	76 - 81 ft	76 - 81 ft
SAMPLE DATE	ACTION LIMIT	STANDARD	10/23/2014	10/23/2014	04/14/2015	04/14/2015	10/22/2015	10/22/2015	01/25/2016	01/25/2016	04/22/2016	07/20/2016	07/20/2016	10/13/2016	10/13/2016	1/19/2017	04/12/2017	10/05/2017	04/06/2018	10/12/2018	10/12/2018	04/09/2019	10/14/2019	10/16/2020	04/14/2021	10/19/2021	10/19/2021
VOCs																											
1,1,1,2-Tetrachloroethane	7	70	< 0.50	< 0.50	< 1.3	< 1.3	< 4.6	< 4.6	< 0.11	< 0.11	< 0.11	< 0.11	< 0.11	< 0.11	< 0.11	< 0.11	< 0.11	< 0.11	< 0.11	< 0.11	< 5.5	< 0.54	< 0.27	< 0.27	< 0.36	< 1.8	< 3.6
1,1,1-Trichloroethane	40	200	< 0.40	< 0.40	< 1.0	< 1.0	< 3.8	< 3.8	< 0.10	< 0.10	< 0.10	< 0.10	< 0.10	< 0.10	< 0.10	< 0.10	< 0.10	< 0.1	< 0.10	< 0.10	< 5.0	< 0.49	< 0.24	< 0.24	< 0.30	< 1.5	< 3.0
1,1,2-Trichloroethane	0.5	5	< 0.56	< 0.56	< 1.4	< 1.4	< 3.5	< 3.5	< 0.10	< 0.10	< 0.10	< 0.10	< 0.10	< 0.10	< 0.10	< 0.10	< 0.10	< 0.1	< 0.10	< 0.10	< 5.0	< 1.1	< 0.55	< 0.55	< 0.34	< 1.7	< 3.4
1,1-Dichloroethene	0.7	7	< 0.62	< 0.62	< 1.6	< 1.6	< 3.9	< 3.9	< 0.14	< 0.14	< 0.14	< 0.14	< 0.14	< 0.14	< 0.14	< 0.14	< 0.14	< 0.14	0.26 J	< 0.14	< 7.0	< 0.49	< 0.24	< 0.24	< 0.58	< 2.9	< 5.8
1,2,4-Trimethylbenzene	96	480	< 0.28	< 0.28	< 0.70	< 0.70	< 3.6	< 3.6	< 0.060	< 0.060	< 0.060	< 0.060	< 0.060	< 0.060	< 0.060	< 0.060	< 0.060	< 0.06	< 0.060	< 0.060	< 3.0	< 1.7	< 0.84	< 0.84	< 0.45	< 2.2	< 4.5
1,2-Dibromoethane	0.005	0.05	< 0.72	< 0.72	< 1.8	< 1.8	< 3.9	< 3.9	< 0.13	< 0.13	< 0.13	< 0.13	< 0.13	< 0.13	< 0.13	< 0.13	< 0.13	< 0.13	< 0.13	< 0.13	< 6.5	< 1.7	< 0.83	< 0.83	< 0.31	< 1.5	< 3.1
1,2-Dichlorobenzene	60	600	< 0.54	< 0.54	< 1.4	< 1.4	< 3.3	< 3.3	< 0.076	< 0.076	< 0.076	< 0.076	< 0.076	< 0.076	< 0.076	< 0.076	< 0.076	< 0.076	< 0.076	< 0.076	< 3.8	< 1.4	< 0.71	< 0.71	< 0.33	< 1.6	< 3.3
1,2-Dichloroethane	0.5	5	< 0.56	< 0.56	< 1.4	< 1.4	< 3.9	< 3.9	< 0.078	< 0.078	< 0.078	< 0.078	< 0.078	< 0.078	< 0.078	< 0.078	< 0.078	< 0.078	< 0.078	< 0.078	< 3.9	< 0.56	< 0.28	< 0.28	< 0.29	< 1.5	< 2.9
1,2-Dichloropropane	0.5	5	< 0.40	< 0.40	< 1.0	< 1.0	< 4.3	< 4.3	< 0.10	< 0.10	< 0.10	< 0.10	< 0.10	< 0.10	< 0.10	< 0.10	< 0.10	< 0.1	< 0.10	< 0.10	< 5.0	< 0.57	< 0.28	< 0.28	< 0.45	< 2.2	< 4.5
1,2,3-Trichlorobenzene	NE	NE	< 0.48	< 0.48	< 1.2	< 1.2	< 4.6	< 4.6	< 0.045	< 0.045	< 0.045	< 0.045	< 0.045	< 0.045	< 0.045	< 0.045	< 0.045	< 0.045	< 0.045	< 0.045	< 2.3	< 1.3	< 0.63	< 2.2	< 1.0	< 5.1	< 10.2
1,2,4-Trichlorobenzene	14	70	< 0.62	< 0.62	< 1.6	< 1.6	< 3.4	< 3.4	< 0.077	< 0.077	< 0.077	< 0.077	< 0.077	< 0.077	< 0.077	< 0.077	< 0.077	< 0.077	< 0.077	< 0.077	< 3.9	< 1.9	< 0.95	< 0.95	< 0.95	< 4.8	< 9.5
1,3,5-Trimethylbenzene	96	480	< 0.36	< 0.36	< 0.90	< 0.90	< 2.5	< 2.5	< 0.075	< 0.075	< 0.075	< 0.075	< 0.075	< 0.075	< 0.075	< 0.075	< 0.075	< 0.075	< 0.075	< 0.075	< 3.8	< 1.7	< 0.87	< 0.87	< 0.36	< 1.8	< 3.6
2-Butanone	800	4000	NA	NA	NA	NA	NA	NA	< 3.0	< 3.0	< 3.0	< 3.0	< 3.0	< 3.0	< 3.0	< 3.0	< 3.0	< 3	< 3.0	< 3.0	< 150	< 5.9	< 2.9	< 2.9	< 6.5	< 32.6	< 65.2
2-Hexanone	NE	NE	NA	NA	NA	NA	NA	NA	< 0.95	< 0.95	< 0.95	< 0.95	< 0.95	< 0.95	< 0.95	< 0.95	< 0.95	< 0.95	< 0.95	< 0.95	< 48	< 4.9	< 2.5	< 5.2	< 6.3	< 31.4	< 62.8
4-Methyl-2-pentanone	50	500	NA	NA	NA	NA	NA	NA	< 0.77	< 0.77	< 0.77	< 0.77	< 0.77	< 0.77	< 0.77	2.0 J	< 0.77	< 0.77	< 0.77	< 0.77	< 39	< 3.1	< 1.5	< 4.6	< 6.0	< 29.8	< 59.5
Acetone	1800	9000	NA	NA	NA	NA	NA	NA	< 3.4	< 3.4	< 3.4	< 3.4	< 3.4	< 3.4	< 3.4	< 3.4	14 BJ	25	< 3.4	< 3.4	< 170	< 5.5	< 2.7	< 2.7	< 8.6	< 43.2	< 86.4
Benzene	0.5	5	< 0.15	< 0.15	< 0.37	< 0.37	< 1.5	< 1.5	< 0.089	< 0.089	< 0.089	< 0.089	< 0.089	< 0.089	< 0.089	< 0.089	< 0.089	< 0.089	< 0.089	< 0.089	< 4.5	< 0.49	< 0.25	< 0.25	< 0.30	< 1.5	< 3.0
Bromodichloromethane	0.06	0.6	< 0.34	< 0.34	< 0.85	< 0.85	< 3.7	< 3.7	< 0.077	< 0.077	< 0.077	< 0.077	< 0.077	< 0.077	< 0.077	< 0.077	< 0.077	< 0.077	< 0.077	< 0.077	< 3.9	< 0.73	< 0.36	< 0.36	< 0.42	< 2.1	< 4.2
Bromoform	0.44	4.4	< 0.56	< 0.56	< 1.4	< 1.4	< 4.8	< 4.8	< 0.088	< 0.088	< 0.088	< 0.088	< 0.088	< 0.088	< 0.088	< 0.088	< 0.088	< 0.088	< 0.088	< 0.088	< 4.4	< 7.9	< 4.0	< 4.0	< 3.8	< 19.0	< 38.0
Bromomethane	1	10	< 0.62	< 0.62	< 1.6	< 1.6	< 8.0	< 8.0	< 0.59	< 0.59	< 0.59	< 0.59	< 0.59	< 0.59	< 0.59	< 0.59	< 0.59	< 0.59	< 0.59	< 0.59	< 30	< 1.9	< 0.97	< 0.97	< 1.2	< 6.0	< 11.9
Carbon disulfide	200	1000	NA	NA	NA	NA	NA	NA	< 0.053	< 0.053	< 0.053	< 0.053	0.14 J	0.35 J	< 0.053	0.22 J	< 0.053	< 0.053	< 0.053	< 0.053	< 2.7	< 0.75	< 0.37	< 0.45	< 1.1	< 5.5	< 11.0
Carbon tetrachloride	0.5	5	< 0.52	< 0.52	< 1.3	< 1.3	< 3.8	< 3.8	< 0.038	< 0.038	< 0.038	< 0.038	< 0.038	< 0.038	< 0.038	< 0.038	< 0.038	< 0.038	< 0.038	< 0.038	< 1.9	< 0.33	< 0.17	< 1.1	< 0.37	< 1.8	< 3.7
Chloroform	0.6	6	< 0.40	< 0.40	< 1.0	< 1.0	< 3.7	< 3.7	< 0.062	< 0.062	< 0.062	< 0.062	< 0.062	< 0.062	< 0.062	< 0.062	< 0.062	< 0.062	0.19 J	< 0.18 U	< 3.1	< 2.5	< 1.3	< 1.3	< 1.2	< 5.9	< 11.8
Chloromethane	3	30	< 0.36	< 0.36	< 0.90	< 0.90	< 3.2	< 3.2	< 0.16	< 0.16	< 0.16	< 0.16	< 0.16	0.75 BJ	0.63 J	0.52 BJ	< 0.16	***5.1***	< 0.16	< 0.41 U	< 17 U	< 4.4	< 2.2	< 2.2	< 1.6	< 8.2	< 16.4
cis-1,2-Dichloroethene	7	70	***230***	***240***	***270***	***230***	***230***	***220***	2.5	2.5	0.84	3.0	3.6	***15***	***17***	***30***	2.1	***34***	***33***	***30***	***27***	***22.6***	***20.4***	***16.3***	***19.5***	***19.9 J***	***23.9 J***
Dichlorodifluoromethane	200	1000	< 0.40	< 0.40	< 1.0	< 1.0	< 5.4	< 5.4	< 0.11	< 0.11	< 0.11	< 0.11	< 0.11	< 0.11	< 0.11	< 0.11	< 0.11	< 0.11	1.0	1.0	< 5.5	1.0 J	2.9 J	1.8 J	2.3 J	< 2.3	< 4.6
Ethylbenzene	140	700	< 0.26	< 0.26	< 0.65	< 0.65	< 1.8	< 1.8	< 0.054	< 0.054	< 0.054	< 0.054	< 0.054	< 0.054	< 0.054	< 0.054	< 0.054	< 0.054	< 0.054	< 0.054	< 2.7	< 0.44	< 0.22	< 0.32	< 0.33	< 1.6	< 3.3
Isopropylbenzene	NE	NE	< 0.28	< 0.28	< 0.70	< 0.70	< 3.9	< 3.9	< 0.081	< 0.081	< 0.081	< 0.081	< 0.081	< 0.081	< 0.081	< 0.081	< 0.081	< 0.081	< 0.081	< 0.081	< 4.1	< 0.79	< 0.39	< 1.7	< 1.0	< 5.0	< 10.0
m,p-Xylene	400	2000	NA	NA	NA	NA	NA	NA	< 0.057	< 0.057	< 0.057	< 0.057	< 0.057	< 0.057	< 0.057	< 0.057	< 0.057	< 0.057	0.080 J	< 0.057	< 2.9	< 0.93	< 0.47	< 0.47	< 0.70	< 3.5	< 7.0
Methyl tert-butyl ether	12	60	< 0.48	< 0.48	< 1.2	< 1.2	< 3.9	< 3.9	< 0.14	< 0.14	< 0.14	< 0.14	< 0.14	< 0.14	< 0.14	< 0.14	< 0.14	< 0.14	< 0.14	< 0.14	< 7.0	< 2.5	< 1.2	< 1.2	< 1.1	< 5.6 J	< 11.3 J
Methylene chloride	0.5	5	< 1.4	< 1.4	< 3.4	< 3.4	< 16	< 16	0.31 J	0.19 J	< 0.14	< 0.14	< 0.14	< 0.14	< 0.14	***0.68 BJ***	< 0.14	< 0.14	< 0.14	< 0.21 U	< 7.0	< 1.2	< 0.58	< 0.58	< 0.32	< 1.6	< 3.2
Naphthalene	10	100	< 0.32	< 0.32	< 0.80	< 0.80	< 3.4	< 3.4	< 0.088	< 0.088	< 0.088	0.11 BJ	< 0.088	< 0.088	< 0.088	< 0.088	< 0.088	0.09 BJ	< 0.088	< 0.088	< 4.4	< 2.4	< 1.2	< 1.2	< 1.1	< 5.6	< 11.3
n-Butylbenzene	NE	NE	< 0.26	< 0.26	< 0.65	< 0.65	< 3.9	< 3.9	< 0.14	< 0.14	< 0.14	< 0.14	< 0.14	< 0.14	< 0.14	< 0.14	< 0.14	< 0.14	< 0.14	< 0.14	< 7.0	< 1.4	< 0.71	< 0.71	< 0.86	< 4.3	< 8.6
n-Hexane	120	600	NA	NA	NA	NA	NA	NA	< 0.21	< 0.21	< 0.21	< 0.21	< 0.21	< 0.21	< 0.21	< 0.21	< 0.21	< 0.21	< 0.21	< 0.21	< 11	< 3.4	< 1.7	< 1.7	< 1.5	< 7.3	< 14.6
n-Propylbenzene	NE	NE	< 0.26	< 0.26	< 0.65	< 0.65	< 4.1	< 4.1	< 0.10	< 0.10	< 0.10	< 0.10	< 0.10	< 0.10	< 0.10	< 0.10	< 0.10	< 0.1	< 0.10	< 0.10	< 5.0	< 1.6	< 0.81	< 0.81	< 0.35	< 1.7	< 3.5
o-Xylene	400	2000	NA	NA	NA	NA	NA	NA	< 0.058	< 0.058	< 0.058	< 0.058	< 0.058	< 0.058	< 0.058	< 0.058	< 0.058	< 0.058	< 0.058	< 0.058	< 2.9	< 0.52	< 0.26	< 0.26	< 0.35	< 1.7	< 3.5
p-Isopropyltoluene	NE	NE	< 0.34	< 0.34	< 0.85	< 0.85	< 3.6	< 3.6	< 0.085	< 0.085	< 0.085	< 0.085	< 0.085	< 0.085	< 0.085	< 0.085	< 0.085	< 0.085	< 0.085	< 0.085	< 4.3	< 1.6	< 0.80	< 0.80	< 1.0	< 5.2	< 10.4
sec-Butylbenzene	NE	NE	< 0.30	< 0.30	< 0.75	< 0.75	< 4.0	< 4.0	< 0.13	< 0.13	< 0.13	< 0.13	< 0.13	< 0.13	< 0.13	< 0.13	< 0.13	< 0.13	< 0.13	< 0.13	< 6.5	< 1.7	< 0.85	< 0.85	< 0.42	< 2.1	< 4.2
Styrene	10	100	< 0.20	< 0.20	< 0.50	< 0.50	< 3.9	< 3.9	< 0.065	< 0.065	< 0.065	< 0.065	< 0.065	< 0.065	< 0.065	< 0.065	< 0.065	< 0.065	< 0.065	< 0.065	< 3.3	< 0.93	< 0.47	< 3.0	< 0.36	< 1.8	< 3.6
tert-Butylbenzene	NE	NE	< 0.28	< 0.28	< 0.70	< 0.70	< 4.0	< 4.0	< 0.12	< 0.12	< 0.12	< 0.12	< 0.12	< 0.12	< 0.12	< 0.12	< 0.12	< 0.12	< 0.12	< 0.12	< 6.0	< 0.61	< 0.30	< 0.30	< 0.59	< 2.9	< 5.9
Tetrachloroethene	0.5	5	***1700***	***1700***	***1800***	***1800***	***2200***	***2200***	***12***	***13***	***7.4***	***18***	***19***	***20***	***18***	***14***	***2.3 B***	***0.92 B***	***610***	***490***	***480***	***300***	***280***	***278***	***394***	***424***	***449***
Toluene	160	800	< 0.22	< 0.22	< 0.55	< 0.55	< 1.5	< 1.5	< 0.053	< 0.053	< 0.053	< 0.053	< 0.053	< 0.053	< 0.053	0.11 BJ	< 0.053	< 0.053	0.080 J	< 0.053	< 2.7	< 0.34	< 0.17	< 0.27	< 0.29	< 1.4	< 2.9
trans-1,2-Dichloroethene	20	100	3.0	3.3	4.6 J	< 1.3	< 3.5	< 3.5	< 0.11	0.11 J	< 0.11	0.13 J	0.13 J	0.22 J	0.17 J	0.22 J	< 0.11	0.28 J	0.68	0.48 J	< 5.5	< 2.2	< 1.1	< 0.46	< 0.53	< 2.6	< 5.3
Trichloroethene	0.5	5	***140***	***140***	***160***	***140***	***130***	***130***	***2.4***	***2.5***	***0.84***	***2.4***	***2.7***	***6.7***	***7.2***	***19***	***4.4***	***0.8***	***86***	***39***	***38***	***19.8***	***15.6***	***11.4***	***16.4***	***17.5***	***18.6***
Trichlorofluoromethane	698	3490	< 2.0	< 2.0	< 5.0	< 5.0	< 10	< 10	< 0.50	< 0.50	< 0.50	< 0.50	< 0.50	< 0.50	< 0.50	< 0.50	< 0.50	< 0.5	< 0.5	< 0.13	< 6.5	< 0.43	< 0.21	< 0.21	< 0.42	< 2.1	< 4.2
Vinyl chloride	0.02	0.2	< 0.20	< 0.20	< 0.50	< 0.50	< 2.0	< 2.0	< 0.16	< 0.16	< 0.16	< 0.16	< 0.16	< 0.16	***0.17 J***	< 0.16	< 0.16	< 0.16	***0.30 J***	< 0.16	< 8.0	< 0.35	< 0.17	< 0.17	< 0.17	< 0.87	< 1.7
Xylenes, Total	400	2000	< 0.14	< 0.14	< 0.34	< 0.34	< 2.2	< 2.2	< 0.058	< 0.058	< 0.058	< 0.058	< 0.058	< 0.058	< 0.058	< 0.12	< 0.12	< 0.12	< 0.12	< 0.12	< 5.8	< 3.0	< 1.5	< 1.5	< 1.0	< 5.2	< 10.5
Total PCBs																											
Aroclor-1016	0.003	0.03	NA	NA	NA	NA	NA	NA	NA	NA	NA	NA	NA	NA	NA	NA	NA	NA	NA	NA	NA	NA	NA	NA	NA	NA	NA
Aroclor-1232	0.003	0.03	NA	NA	NA	NA	NA	NA	NA	NA	NA	NA	NA	NA	NA	NA	NA	NA	NA	NA	NA	NA	NA	NA	NA	NA	NA
Aroclor-1242	0.003	0.03	NA	NA	NA	NA	NA	NA	NA	NA	NA	NA	NA	NA	NA	NA	NA	NA	NA	NA	NA	NA	NA	NA	NA	NA	NA
Aroclor-1248	0.003	0.03	NA	NA	NA	NA	NA	NA	NA	NA	NA	NA	NA	NA	NA	NA	NA	NA	NA	NA	NA	NA	NA	NA	NA	NA	NA
Total Detected PCBs	0.003	0.03	NA	NA	NA	NA	NA	NA	NA	NA	NA	NA	NA	NA	NA	NA	NA	NA	NA	NA	NA	NA	NA	NA	NA	NA	NA
Dissolved PCBs																											
Aroclor-1016	0.003	0.03	NA	NA	NA	NA	NA	NA	NA	NA	NA	NA	NA	NA	NA	NA	NA	NA	NA	NA	NA	NA	NA	NA	NA	NA	NA
Aroclor-1232	0.003	0.03	NA	NA	NA	NA	NA	NA	NA	NA	NA	NA	NA	NA	NA	NA	NA	NA	NA	NA	NA	NA	NA	NA	NA	NA	NA
Aroclor-1242	0.003	0.03	NA	NA	NA	NA	NA	NA	NA	NA	NA	NA	NA	NA	NA	NA	NA	NA	NA	NA	NA	NA	NA	NA	NA	NA	NA
Aroclor-1248	0.003	0.03	NA	NA	NA	NA	NA	NA	NA	NA	NA	NA	NA	NA	NA	NA	NA	NA	NA	NA	NA	NA	NA	NA	NA	NA	NA
Total Detected PCBs	0.003	0.03	NA	NA	NA	NA	NA	NA	NA	NA	NA	NA	NA	NA	NA	NA	NA	NA	NA	NA	NA	NA	NA	NA	NA	NA	NA
Solids																											
Total Dissolved Solids (mg/L)	NE	NE	NA	NA	NA	NA	NA	NA	NA	NA	NA	NA	NA	NA	NA	NA	NA	NA	NA	NA	NA	NA	NA	NA	NA	NA	NA
Total Suspended Solids (TSS) (mg/L)	NE	NE	NA	NA	NA	NA	NA	NA	NA	NA	NA	NA	NA	NA	NA	NA	NA	NA	NA	NA	NA	NA	NA	NA	NA	NA	NA

Notes on Page 61.

Table 7: Groundwater Analytical Results Summary
Madison-Kipp Corporation
Madison, Wisconsin

WELL ID			MW-3D3	MW-3D3[3]	MW-3D3	MW-3D3	MW-3D3	MW-3D3	MW-3D3	MW-3D3	MW-3D3	MW-3D3	MW-3D3	MW-3D3	MW-3D3	MW-3D3	MW-3D3	MW-3D3	MW-3D3	MW-3D3	MW-3D3	MW-3D3	MW-3D3	MW-3D3	MW-3D3
SCREEN INTERVAL (feet bgs)	PREVENTIVE	ENFORCEMENT	214 - 224 ft	214 - 224 ft	214 - 224 ft	214 - 224 ft	214 - 224 ft	214 - 224 ft	214 - 224 ft	214 - 224 ft	214 - 224 ft	214 - 224 ft	214 - 224 ft	214 - 224 ft	214 - 224 ft	214 - 224 ft	214 - 224 ft	214 - 224 ft	214 - 224 ft	214 - 224 ft	214 - 224 ft	214 - 224 ft	214 - 224 ft	214 - 224 ft	214 - 224 ft
SAMPLE DATE	ACTION LIMIT	STANDARD	07/24/2012	07/24/2012	11/27/2012	12/19/2012	12/31/2012	01/03/2013	01/18/2013	01/31/2013	02/15/2013	02/27/2013	03/13/2013	04/19/2013	07/16/2013	10/07/2013	04/16/2014	10/16/2014	04/13/2015	10/19/2015	10/13/2016	10/05/2017	10/12/2018	10/14/2019	10/16/2020	10/19/2021
VOCs																									
1,1,1,2-Tetrachloroethane	7	70	< 0.25	< 0.25	< 0.25	NA	NA	NA	< 0.25	NA	< 0.25	NA	< 0.25	< 0.25	< 0.25	< 0.25	< 0.25	< 0.25	< 0.25	< 0.46	< 0.11	< 0.11	< 0.11	< 0.27	< 0.27	< 0.36
1,1,1-Trichloroethane	40	200	< 0.2	< 0.2	< 0.2	NA	NA	NA	< 0.2	NA	< 0.2	NA	< 0.2	< 0.2	< 0.2	< 0.2	< 0.20	< 0.20	< 0.20	< 0.38	< 0.10	< 0.1	< 0.10	< 0.24	< 0.24	< 0.30
1,1,2-Trichloroethane	0.5	5	< 0.28	< 0.28	< 0.28	NA	NA	NA	< 0.28	NA	< 0.28	NA	< 0.28	< 0.28	< 0.28	< 0.28	< 0.28	< 0.28	< 0.28	< 0.35	< 0.10	< 0.1	< 0.10	< 0.55	< 0.55	< 0.34
1,1-Dichloroethene	0.7	7	< 0.31	< 0.31	< 0.31	NA	NA	NA	< 0.31	NA	< 0.31	NA	< 0.31	< 0.31	< 0.31	< 0.31	< 0.31	< 0.31	< 0.31	< 0.39	< 0.14	< 0.14	< 0.14	< 0.24	< 0.24	< 0.58
1,2,4-Trimethylbenzene	96	480	< 0.14	< 0.14	< 0.14	NA	NA	NA	< 0.14	NA	< 0.14	NA	< 0.14	< 0.14	< 0.14	< 0.14	< 0.14	< 0.14	< 0.14	< 0.36	< 0.060	< 0.06	< 0.060 J-	< 0.84	< 0.84	< 0.45
1,2-Dibromoethane	0.005	0.05	< 0.36	< 0.36	< 0.36	NA	NA	NA	< 0.36	NA	< 0.36	NA	< 0.36	< 0.36	< 0.36	< 0.36	< 0.36	< 0.36	< 0.36	< 0.39	< 0.13	< 0.13	< 0.13	< 0.83	< 0.83	< 0.31
1,2-Dichlorobenzene	60	600	< 0.27	< 0.27	< 0.27	NA	NA	NA	< 0.27	NA	< 0.27	NA	< 0.27	< 0.27	< 0.27	< 0.27	< 0.27	< 0.27	< 0.27	< 0.33	< 0.076	< 0.076	< 0.076	< 0.71	< 0.71	< 0.33
1,2-Dichloroethane	0.5	5	< 0.28	< 0.28	< 0.28	NA	NA	NA	< 0.28	NA	< 0.28	NA	< 0.28	< 0.28	< 0.28	< 0.28	< 0.28	< 0.28	< 0.28	< 0.39	< 0.078	< 0.078	< 0.078	< 0.28	< 0.28	< 0.29
1,2-Dichloropropane	0.5	5	< 0.2	< 0.2	< 0.2	NA	NA	NA	< 0.2	NA	< 0.2	NA	< 0.2	< 0.2	< 0.2	< 0.2	< 0.20	< 0.20	< 0.20	< 0.43	< 0.10	< 0.1	< 0.10	< 0.28	< 0.28	< 0.45
1,2,3-Trichlorobenzene	NE	NE	< 0.24	< 0.24	< 0.24	NA	NA	NA	< 0.24	NA	< 0.24	NA	< 0.24	< 0.24	< 0.24	< 0.24	< 0.24	< 0.24	< 0.24	< 0.46	< 0.045	< 0.045	< 0.045	< 0.63	< 2.2	< 1.0
1,2,4-Trichlorobenzene	14	70	< 0.31	< 0.31	< 0.31	NA	NA	NA	< 0.31	NA	< 0.31	NA	< 0.31	< 0.31	< 0.31	< 0.31	< 0.31	< 0.31	< 0.31	< 0.34	< 0.077	< 0.077	< 0.077	< 0.95	< 0.95	< 0.95
1,3,5-Trimethylbenzene	96	480	< 0.18	< 0.18	< 0.18	NA	NA	NA	< 0.18	NA	< 0.18	NA	< 0.18	< 0.18	< 0.18	< 0.18	< 0.18	< 0.18	< 0.18	< 0.25	< 0.075	< 0.075	< 0.075 J-	< 0.87	< 0.87	< 0.36
2-Butanone	800	4000	NA	NA	NA	NA	NA	NA	NA	NA	NA	NA	NA	NA	NA	NA	NA	NA	NA	NA	< 3.0	< 3	< 3.0	< 2.9	< 2.9	< 6.5
2-Hexanone	NE	NE	NA	NA	NA	NA	NA	NA	NA	NA	NA	NA	NA	NA	NA	NA	NA	NA	NA	NA	< 0.95	< 0.95	< 0.95	< 2.5	< 5.2	< 6.3
4-Methyl-2-pentanone	50	500	NA	NA	NA	NA	NA	NA	NA	NA	NA	NA	NA	NA	NA	NA	NA	NA	NA	NA	< 0.77	< 0.77	< 0.77	< 1.5	< 4.6	< 6.0
Acetone	1800	9000	NA	NA	NA	NA	NA	NA	NA	NA	NA	NA	NA	NA	NA	NA	NA	NA	NA	NA	< 3.4	< 3.4	< 3.4	< 2.7	< 2.7	< 8.6
Benzene	0.5	5	< 0.074	< 0.074	< 0.074	NA	NA	NA	0.30 J	NA	< 0.074	NA	< 0.074	< 0.074	< 0.074	< 0.074	< 0.074	< 0.074	< 0.074	< 0.15	< 0.089	< 0.089	< 0.089	< 0.25	< 0.25	< 0.30
Bromodichloromethane	0.06	0.6	< 0.17	< 0.17	< 0.17	NA	NA	NA	< 0.17	NA	< 0.17	NA	< 0.17	< 0.17	< 0.17	< 0.17	< 0.17	< 0.17	< 0.17	< 0.37	< 0.077	< 0.077	< 0.077	< 0.36	< 0.36	< 0.42
Bromoform	0.44	4.4	< 0.28	< 0.28	< 0.28	NA	NA	NA	< 0.28	NA	< 0.28	NA	< 0.28	< 0.28	< 0.28	< 0.28	< 0.28	< 0.28	< 0.28	< 0.48	< 0.088	< 0.088	< 0.088	< 4.0	< 4.0	< 3.8
Bromomethane	1	10	< 0.31	< 0.31	< 0.31	NA	NA	NA	< 0.31	NA	< 0.31 *	NA	< 0.31	< 0.31	< 0.31	< 0.31	< 0.31	< 0.31	< 0.31	< 0.80	< 0.59	< 0.59	< 0.59	< 0.97	< 0.97	< 1.2
Carbon disulfide	200	1000	NA	NA	NA	NA	NA	NA	NA	NA	NA	NA	NA	NA	NA	NA	NA	NA	NA	NA	< 0.053	< 0.053	< 0.053	< 0.37	< 0.45	< 1.1
Carbon tetrachloride	0.5	5	< 0.26	< 0.26	< 0.26	NA	NA	NA	< 0.26	NA	< 0.26	NA	< 0.26	< 0.26	< 0.26	< 0.26	< 0.26	< 0.26	< 0.26	< 0.38	< 0.038	< 0.038	< 0.038	< 0.17	< 1.1	< 0.37
Chloroform	0.6	6	< 0.2	< 0.2	< 0.2	NA	NA	NA	< 0.2	NA	< 0.2	NA	< 0.2	< 0.2	< 0.2	< 0.2	< 0.20	< 0.20	< 0.20	< 0.37	< 0.062	< 0.062	< 0.062	< 1.3	< 1.3	< 1.2
Chloromethane	3	30	< 0.18	< 0.18	< 0.18	NA	NA	NA	< 0.18	NA	< 0.18	NA	< 0.18	< 0.18	< 0.18	< 0.18	< 0.18	< 0.18	< 0.18	< 0.32	0.79 BJ	0.58 J	< 0.35 U	< 2.2	< 2.2	< 1.6
cis-1,2-Dichloroethene	7	70	2.2	2.2	6.8	NA	NA	NA	***15***	NA	***7.7***	NA	6.2	4.0	1.2	< 0.12	< 0.12	< 0.12	< 0.12	< 0.41	< 0.11	< 0.11	< 0.11	< 0.27	< 0.27	< 0.47 J
Dichlorodifluoromethane	200	1000	< 0.2	< 0.2	< 0.2	NA	NA	NA	< 0.2	NA	< 0.2	NA	< 0.2	< 0.2	< 0.2	< 0.2	< 0.20	< 0.20	< 0.20	< 0.54	< 0.11	< 0.11	< 0.11	< 0.50	< 0.50	< 0.46
Ethylbenzene	140	700	< 0.13	< 0.13	< 0.13	NA	NA	NA	< 0.13	NA	< 0.13	NA	< 0.13	< 0.13	< 0.13	< 0.13	< 0.13	< 0.13	< 0.13	< 0.18	< 0.054	< 0.054	< 0.054	< 0.22	< 0.32	< 0.33
Isopropylbenzene	NE	NE	< 0.14	< 0.14	< 0.14	NA	NA	NA	< 0.14	NA	< 0.14	NA	< 0.14	< 0.14	< 0.14	< 0.14	< 0.14	< 0.14	< 0.14	< 0.39	< 0.081	< 0.081	< 0.081	< 0.39	< 1.7	< 1.0
m,p-Xylene	400	2000	NA	NA	NA	NA	NA	NA	NA	NA	NA	NA	NA	NA	NA	NA	NA	NA	NA	NA	< 0.057	< 0.057	< 0.057	< 0.47	< 0.47	< 0.70
Methyl tert-butyl ether	12	60	< 0.24	< 0.24	< 0.24	NA	NA	NA	< 0.24	NA	< 0.24	NA	< 0.24	< 0.24	< 0.24	< 0.24	< 0.24	< 0.24	< 0.24	< 0.39	< 0.14	< 0.14	< 0.14	< 1.2	< 1.2	< 1.1 J
Methylene chloride	0.5	5	< 0.68	< 0.68	< 0.68	NA	NA	NA	< 0.68	NA	< 0.68	NA	< 0.68	< 0.68	< 0.68	< 0.68	< 0.68	< 0.68	< 0.68	< 1.6	< 0.14	< 0.14	< 0.24 U	< 0.58	< 0.58	< 0.32
Naphthalene	10	100	< 0.16	< 0.16	< 0.16	NA	NA	NA	< 0.16	NA	< 0.16	NA	< 0.16	< 0.16	< 0.16	< 0.16	< 0.16	< 0.16	< 0.16	< 0.34	< 0.088	0.1 BJ	< 0.088	< 1.2	< 1.2	< 1.1
n-Butylbenzene	NE	NE	< 0.13	< 0.13	< 0.13	NA	NA	NA	< 0.13	NA	< 0.13	NA	< 0.13	< 0.13	< 0.13	< 0.13	< 0.13	< 0.13	< 0.13	< 0.39	< 0.14	< 0.14	< 0.14	< 0.71	< 0.71	< 0.86
n-Hexane	120	600	NA	NA	NA	NA	NA	NA	NA	NA	NA	NA	NA	NA	NA	NA	NA	NA	NA	NA	< 0.21	< 0.21	< 0.21	< 1.7	< 1.7	< 1.5
n-Propylbenzene	NE	NE	< 0.13	< 0.13	< 0.13	NA	NA	NA	< 0.13	NA	< 0.13	NA	< 0.13	< 0.13	< 0.13	< 0.13	< 0.13	< 0.13	< 0.13	< 0.41	< 0.10	< 0.1	< 0.10	< 0.81	< 0.81	< 0.35
o-Xylene	400	2000	NA	NA	NA	NA	NA	NA	NA	NA	NA	NA	NA	NA	NA	NA	NA	NA	NA	NA	< 0.058	< 0.058	< 0.058	< 0.26	< 0.26	< 0.35
p-Isopropyltoluene	NE	NE	< 0.17	< 0.17	< 0.17	NA	NA	NA	< 0.17	NA	< 0.17	NA	< 0.17	< 0.17	< 0.17	< 0.17	< 0.17	< 0.17	< 0.17	< 0.36	< 0.085	< 0.085	< 0.085 J-	< 0.80	< 0.80	< 1.0
sec-Butylbenzene	NE	NE	< 0.15	< 0.15	< 0.15	NA	NA	NA	< 0.15	NA	< 0.15	NA	< 0.15	< 0.15	< 0.15	< 0.15	< 0.15	< 0.15	< 0.15	< 0.40	< 0.13	< 0.13	< 0.13	< 0.85	< 0.85	< 0.42
Styrene	10	100	< 0.1	< 0.1	< 0.1	NA	NA	NA	< 0.1	NA	< 0.1	NA	< 0.1	< 0.1	< 0.1	< 0.1	< 0.10	< 0.10	< 0.10	< 0.39	< 0.065	< 0.065	< 0.065	< 0.47	< 3.0	< 0.36
tert-Butylbenzene	NE	NE	< 0.14	< 0.14	< 0.14	NA	NA	NA	< 0.14	NA	< 0.14	NA	< 0.14	< 0.14	< 0.14	< 0.14	< 0.14	< 0.14	< 0.14	< 0.40	< 0.12	< 0.12	< 0.12	< 0.30	< 0.30	< 0.59
Tetrachloroethene	0.5	5	***6.6***	***6.6***	***1.7***	NA	NA	NA	***1.3***	NA	***0.72 J***	NA	***0.95 J***	***0.63 J***	< 0.17	< 0.17	< 0.17	< 0.17	< 0.17	< 0.37	0.49 J	0.15 BJ	***0.5***	< 0.33	< 0.33 U	< 0.41
Toluene	160	800	< 0.11	< 0.11	< 0.11	NA	NA	NA	0.21 J	NA	< 0.11	NA	< 0.11	0.53	2.8	< 0.11	< 0.11	< 0.11	< 0.11	< 0.15	0.10 J	0.07 J	< 0.053	< 0.17	< 0.27	< 0.29
trans-1,2-Dichloroethene	20	100	< 0.25	< 0.25	< 0.25	NA	NA	NA	< 0.25	NA	< 0.25	NA	< 0.25	< 0.25	< 0.25	< 0.25	< 0.25	< 0.25	< 0.25	< 0.35	< 0.11	< 0.11	< 0.11	< 1.1	< 0.46	< 0.53
Trichloroethene	0.5	5	***1.1***	***1.2***	***1.1***	NA	NA	NA	0.40 J	NA	< 0.19	NA	< 0.19	< 0.19	0.31 J	***0.5***	< 0.19	< 0.19	< 0.19	< 0.16	< 0.062	< 0.062	< 0.062	< 0.26	< 0.26	< 0.32
Trichlorofluoromethane	698	3490	< 0.19	< 0.19	< 0.19	NA	NA	NA	< 0.19	NA	< 0.19	NA	< 0.19	< 0.19	< 0.19	< 0.19	< 1.0	< 1.0	< 1.0	< 1.0	< 0.50	< 0.5	< 0.13	< 0.21	< 0.21	< 0.42
Vinyl chloride	0.02	0.2	< 0.1	< 0.1	< 0.1	NA	NA	NA	< 0.1	NA	< 0.1	NA	< 0.1	< 0.1	< 0.1	< 0.1	< 0.10	< 0.10	< 0.10	< 0.20	< 0.16	< 0.16	< 0.16	< 0.17	< 0.17	< 0.17
Xylenes, Total	400	2000	< 0.068	< 0.068	< 0.068	NA	NA	NA	< 0.068	NA	< 0.068	NA	< 0.068	< 0.068	< 0.068	< 0.068	< 0.068	< 0.068	< 0.068	< 0.22	< 0.058	< 0.12	< 0.12	< 1.5	< 1.5	< 1.0
Total PCBs																										
Aroclor-1016	0.003	0.03	NA	NA	NA	NA	NA	NA	< 0.18	NA	NA	NA	NA	NA	NA	NA	NA	NA	NA	NA	NA	NA	NA	NA	NA	NA
Aroclor-1232	0.003	0.03	NA	NA	NA	NA	NA	NA	< 0.096	NA	NA	NA	NA	NA	NA	NA	NA	NA	NA	NA	NA	NA	NA	NA	NA	NA
Aroclor-1242	0.003	0.03	NA	NA	NA	NA	NA	NA	< 0.14	NA	NA	NA	NA	NA	NA	NA	NA	NA	NA	NA	NA	NA	NA	NA	NA	NA
Aroclor-1248	0.003	0.03	NA	NA	NA	NA	NA	NA	< 0.11	NA	NA	NA	NA	NA	NA	NA	NA	NA	NA	NA	NA	NA	NA	NA	NA	NA
Total Detected PCBs	0.003	0.03	NA	NA	NA	NA	NA	NA	ND	NA	NA	NA	NA	NA	NA	NA	NA	NA	NA	NA	NA	NA	NA	NA	NA	NA
Dissolved PCBs																										
Aroclor-1016	0.003	0.03	NA	NA	NA	NA	NA	NA	NA	NA	NA	NA	NA	NA	NA	NA	NA	NA	NA	NA	NA	NA	NA	NA	NA	NA
Aroclor-1232	0.003	0.03	NA	NA	NA	NA	NA	NA	NA	NA	NA	NA	NA	NA	NA	NA	NA	NA	NA	NA	NA	NA	NA	NA	NA	NA
Aroclor-1242	0.003	0.03	NA	NA	NA	NA	NA	NA	NA	NA	NA	NA	NA	NA	NA	NA	NA	NA	NA	NA	NA	NA	NA	NA	NA	NA
Aroclor-1248	0.003	0.03	NA	NA	NA	NA	NA	NA	NA	NA	NA	NA	NA	NA	NA	NA	NA	NA	NA	NA	NA	NA	NA	NA	NA	NA
Total Detected PCBs	0.003	0.03	NA	NA	NA	NA	NA	NA	NA	NA	NA	NA	NA	NA	NA	NA	NA	NA	NA	NA	NA	NA	NA	NA	NA	NA
Solids																										
Total Dissolved Solids (mg/L)	NE	NE	NA	NA	410	350	360	320	300	340	380	670	NA	NA	NA	NA	NA	NA	NA	NA	NA	NA	NA	NA	NA	NA
Total Suspended Solids (TSS) (mg/L)	NE	NE	NA	NA	NA	NA	NA	NA	NA	NA	NA	NA	NA	NA	NA	NA	NA	NA	NA	NA	NA	NA	NA	NA	NA	NA

Notes on Page 61.

Table 7: Groundwater Analytical Results Summary
Madison-Kipp Corporation
Madison, Wisconsin

WELL ID			MW-4S	MW-4S[3]	MW-4S	MW-4S	MW-4S	MW-4S	MW-4S	MW-4S	MW-4S	MW-4S	MW-4S	MW-4S[3]	MW-4S	MW-4S	MW-4S	MW-4S	MW-4S	MW-4S	MW-4S
SCREEN INTERVAL (feet bgs)	PREVENTIVE	ENFORCEMENT	35 - 50 ft	35 - 50 ft	35 - 50 ft	35 - 50 ft	35 - 50 ft	35 - 50 ft	35 - 50 ft	35 - 50 ft	35 - 50 ft	35 - 50 ft	35 - 50 ft	35 - 50 ft	35 - 50 ft	35 - 50 ft	35 - 50 ft	35 - 50 ft	35 - 50 ft	35 - 50 ft	35 - 50 ft
SAMPLE DATE	ACTION LIMIT	STANDARD	04/08/2010	04/08/2010	03/30/2011	04/10/2012	01/15/2013	04/18/2013	07/18/2013	10/08/2013	04/17/2014	10/17/2014	10/05/2017	04/04/2018	04/04/2018	10/11/2018	04/11/2019	10/11/2019	7/20/2020	10/14/2020	04/13/2021	10/15/2021
VOCs																						
1,1,1,2-Tetrachloroethane	7	70	< 0.25	< 0.25	< 0.25	< 0.31	< 0.25	< 0.25	< 0.25	< 0.25	< 0.25	< 0.25	NA	NA	NA	NA	NA	NA	NA	NA	NA	NA
1,1,1-Trichloroethane	40	200	< 0.5	< 0.5	< 0.5	< 0.26	< 0.2	< 0.2	< 0.2	< 0.2	< 0.20	< 0.20	NA	NA	NA	NA	NA	NA	NA	NA	NA	NA
1,1,2-Trichloroethane	0.5	5	< 0.25	< 0.25	< 0.25	< 0.3	< 0.28	< 0.28	< 0.28	< 0.28	< 0.28	< 0.28	NA	NA	NA	NA	NA	NA	NA	NA	NA	NA
1,1-Dichloroethene	0.7	7	< 0.5	< 0.5	< 0.5	< 0.29	< 0.31	< 0.31	< 0.31	< 0.31	< 0.31	< 0.31	NA	NA	NA	NA	NA	NA	NA	NA	NA	NA
1,2,4-Trimethylbenzene	96	480	< 0.2	< 0.2	< 0.2	< 0.22	< 0.14	< 0.14	< 0.14	< 0.14	< 0.14	< 0.14	NA	NA	NA	NA	NA	NA	NA	NA	NA	NA
1,2-Dibromoethane	0.005	0.05	< 0.2	< 0.2	< 0.2	< 0.45	< 0.36	< 0.36	< 0.36	< 0.36	< 0.36	< 0.36	NA	NA	NA	NA	NA	NA	NA	NA	NA	NA
1,2-Dichlorobenzene	60	600	< 0.2	< 0.2	< 0.2	< 0.21	< 0.27	< 0.27	< 0.27	< 0.27	< 0.27	< 0.27	NA	NA	NA	NA	NA	NA	NA	NA	NA	NA
1,2-Dichloroethane	0.5	5	< 0.5	< 0.5	< 0.5	< 0.28	< 0.28	< 0.28	< 0.28	< 0.28	< 0.28	< 0.28	NA	NA	NA	NA	NA	NA	NA	NA	NA	NA
1,2-Dichloropropane	0.5	5	< 0.5	< 0.5	< 0.5	< 0.36	< 0.2	< 0.2	< 0.2	< 0.2	< 0.20	< 0.20	NA	NA	NA	NA	NA	NA	NA	NA	NA	NA
1,2,3-Trichlorobenzene	NE	NE	< 0.25	< 0.25	< 0.25	< 0.36	< 0.24	< 0.24	< 0.24	< 0.24	< 0.24	< 0.24	NA	NA	NA	NA	NA	NA	NA	NA	NA	NA
1,2,4-Trichlorobenzene	14	70	< 0.25	< 0.25	< 0.25	< 0.22	< 0.31	< 0.31	< 0.31	< 0.31	< 0.31	< 0.31	NA	NA	NA	NA	NA	NA	NA	NA	NA	NA
1,3,5-Trimethylbenzene	96	480	< 0.2	< 0.2	< 0.2	< 0.23	< 0.18	< 0.18	< 0.18	< 0.18	< 0.18	< 0.18	NA	NA	NA	NA	NA	NA	NA	NA	NA	NA
2-Butanone	800	4000	NA	NA	NA	NA	NA	NA	NA	NA	NA	NA	NA	NA	NA	NA	NA	NA	NA	NA	NA	NA
2-Hexanone	NE	NE	NA	NA	NA	NA	NA	NA	NA	NA	NA	NA	NA	NA	NA	NA	NA	NA	NA	NA	NA	NA
4-Methyl-2-pentanone	50	500	NA	NA	NA	NA	NA	NA	NA	NA	NA	NA	NA	NA	NA	NA	NA	NA	NA	NA	NA	NA
Acetone	1800	9000	NA	NA	NA	NA	NA	NA	NA	NA	NA	NA	NA	NA	NA	NA	NA	NA	NA	NA	NA	NA
Benzene	0.5	5	< 0.2	< 0.2	< 0.2	< 0.12	< 0.074	< 0.074	< 0.074	< 0.074	< 0.074	< 0.074	NA	NA	NA	NA	NA	NA	NA	NA	NA	NA
Bromodichloromethane	0.06	0.6	< 0.2	< 0.2	< 0.2	< 0.23	< 0.17	< 0.17	< 0.17	< 0.17	< 0.17	< 0.17	NA	NA	NA	NA	NA	NA	NA	NA	NA	NA
Bromoform	0.44	4.4	< 0.2	< 0.2	< 0.2	< 0.45	< 0.28	< 0.28	< 0.28	< 0.28	< 0.28	< 0.28	NA	NA	NA	NA	NA	NA	NA	NA	NA	NA
Bromomethane	1	10	< 0.5	< 0.5	< 0.5	< 0.49	< 0.31	< 0.31	< 0.31	< 0.31	< 0.31	< 0.31 *	NA	NA	NA	NA	NA	NA	NA	NA	NA	NA
Carbon disulfide	200	1000	NA	NA	NA	NA	NA	NA	NA	NA	NA	NA	NA	NA	NA	NA	NA	NA	NA	NA	NA	NA
Carbon tetrachloride	0.5	5	< 0.8	< 0.8	< 0.8	< 0.28	< 0.26	< 0.26	< 0.26	< 0.26	< 0.26	< 0.26	NA	NA	NA	NA	NA	NA	NA	NA	NA	NA
Chloroform	0.6	6	< 0.2	< 0.2	< 0.2	< 0.25	< 0.2	< 0.2	< 0.2	< 0.2	< 0.20	< 0.20	NA	NA	NA	NA	NA	NA	NA	NA	NA	NA
Chloromethane	3	30	< 0.3	< 0.3	< 0.3	< 0.24	< 0.18	< 0.18	< 0.18	< 0.18	< 0.18	< 0.18	NA	NA	NA	NA	NA	NA	NA	NA	NA	NA
cis-1,2-Dichloroethene	7	70	< 0.5	< 0.5	< 0.5	< 0.22	< 0.12	< 0.12	< 0.12	< 0.12	< 0.12	< 0.12	NA	NA	NA	NA	NA	NA	NA	NA	NA	NA
Dichlorodifluoromethane	200	1000	< 0.5	< 0.5	< 0.5	< 0.26	< 0.2	< 0.2	< 0.2	< 0.2	< 0.20	< 0.20	NA	NA	NA	NA	NA	NA	NA	NA	NA	NA
Ethylbenzene	140	700	< 0.5	< 0.5	< 0.5	< 0.14	< 0.13	< 0.13	< 0.13	< 0.13	< 0.13	< 0.13	NA	NA	NA	NA	NA	NA	NA	NA	NA	NA
Isopropylbenzene	NE	NE	< 0.2	< 0.2	< 0.2	< 0.21	< 0.14	< 0.14	< 0.14	< 0.14	< 0.14	< 0.14	NA	NA	NA	NA	NA	NA	NA	NA	NA	NA
m,p-Xylene	400	2000	NA	NA	NA	NA	NA	NA	NA	NA	NA	NA	NA	NA	NA	NA	NA	NA	NA	NA	NA	NA
Methyl tert-butyl ether	12	60	< 0.5	< 0.5	< 0.5	< 0.28	< 0.24	< 0.24	< 0.24	< 0.24	< 0.24	< 0.24 *	NA	NA	NA	NA	NA	NA	NA	NA	NA	NA
Methylene chloride	0.5	5	< 1	< 1	< 1	< 0.63	< 0.68	< 0.68	< 0.68	< 0.68	< 0.68	< 0.68	NA	NA	NA	NA	NA	NA	NA	NA	NA	NA
Naphthalene	10	100	1.4	1.4	< 0.25	< 0.24	< 0.16	< 0.16	< 0.16	< 0.16	< 0.16	< 0.16	NA	NA	NA	NA	NA	NA	NA	NA	NA	NA
n-Butylbenzene	NE	NE	< 0.2	< 0.2	< 0.2	< 0.21	< 0.13	< 0.13	< 0.13	< 0.13	< 0.13	< 0.13	NA	NA	NA	NA	NA	NA	NA	NA	NA	NA
n-Hexane	120	600	NA	NA	NA	NA	NA	NA	NA	NA	NA	NA	NA	NA	NA	NA	NA	NA	NA	NA	NA	NA
n-Propylbenzene	NE	NE	< 0.5	< 0.5	< 0.5	< 0.19	< 0.13	< 0.13	< 0.13	< 0.13	< 0.13	< 0.13	NA	NA	NA	NA	NA	NA	NA	NA	NA	NA
o-Xylene	400	2000	NA	NA	NA	NA	NA	NA	NA	NA	NA	NA	NA	NA	NA	NA	NA	NA	NA	NA	NA	NA
p-Isopropyltoluene	NE	NE	< 0.2	< 0.2	< 0.2	< 0.24	< 0.17	< 0.17	< 0.17	< 0.17	< 0.17	< 0.17	NA	NA	NA	NA	NA	NA	NA	NA	NA	NA
sec-Butylbenzene	NE	NE	< 0.25	< 0.25	< 0.25	< 0.19	< 0.15	< 0.15	< 0.15	< 0.15	< 0.15	< 0.15	NA	NA	NA	NA	NA	NA	NA	NA	NA	NA
Styrene	10	100	< 0.5	< 0.5	< 0.5	< 0.26	< 0.1	< 0.1	< 0.1	< 0.1	< 0.10	< 0.10	NA	NA	NA	NA	NA	NA	NA	NA	NA	NA
tert-Butylbenzene	NE	NE	< 0.2	< 0.2	< 0.2	< 0.24	< 0.14	< 0.14	< 0.14	< 0.14	< 0.14	< 0.14	NA	NA	NA	NA	NA	NA	NA	NA	NA	NA
Tetrachloroethene	0.5	5	***1.5***	***1.7***	***1.6***	***0.96 J***	***1.4***	***1.8***	***0.90 J***	***1.2***	***1.9***	***1.4***	NA	NA	NA	NA	NA	NA	NA	NA	NA	NA
Toluene	160	800	< 0.5	< 0.5	< 0.5	0.20 J	< 0.11	< 0.11	0.26 J	< 0.11	< 0.11	< 0.11	NA	NA	NA	NA	NA	NA	NA	NA	NA	NA
trans-1,2-Dichloroethene	20	100	< 0.5	< 0.5	< 0.5	< 0.27	< 0.25	< 0.25	< 0.25	< 0.25	< 0.25	< 0.25	NA	NA	NA	NA	NA	NA	NA	NA	NA	NA
Trichloroethene	0.5	5	< 0.2	< 0.2	< 0.2	< 0.18	< 0.19	< 0.19	< 0.19	< 0.19	< 0.19	< 0.19	NA	NA	NA	NA	NA	NA	NA	NA	NA	NA
Trichlorofluoromethane	698	3490	< 2	< 2	< 2	< 0.22	< 0.19	< 0.19	< 0.19	< 0.19	< 1.0	< 1.0	NA	NA	NA	NA	NA	NA	NA	NA	NA	NA
Vinyl chloride	0.02	0.2	< 0.2	< 0.2	< 0.2	< 0.13	< 0.1	< 0.1	< 0.1	< 0.1	< 0.10	< 0.10	NA	NA	NA	NA	NA	NA	NA	NA	NA	NA
Xylenes, Total	400	2000	< 0.5	< 0.5	< 0.5	< 0.3	< 0.068	< 0.068	0.28 J	< 0.068	< 0.068	< 0.068	NA	NA	NA	NA	NA	NA	NA	NA	NA	NA
Total PCBs																						
Aroclor-1016	0.003	0.03	NA	NA	NA	NA	< 0.17	NA	NA	NA	NA	NA	< 0.035	< 0.035	< 0.035	< 0.0072	< 0.0072	< 0.0072	< 0.0072 J-	< 0.0072	< 0.0072	< 0.0072
Aroclor-1232	0.003	0.03	NA	NA	NA	NA	< 0.091	NA	NA	NA	NA	NA	< 0.037	< 0.037	< 0.037	< 0.0042	< 0.0042	< 0.0042	< 0.0042 J-	< 0.0042	< 0.0042	< 0.0042
Aroclor-1242	0.003	0.03	NA	NA	NA	NA	< 0.13	NA	NA	NA	NA	NA	< 0.038	< 0.038	< 0.038	< 0.013	< 0.013	< 0.013	< 0.013 J-	< 0.013	< 0.013	< 0.013
Aroclor-1248	0.003	0.03	NA	NA	NA	NA	< 0.11	NA	NA	NA	NA	NA	< 0.02	< 0.020	< 0.020	< 0.011	< 0.011	< 0.011	< 0.011 J-	< 0.011	< 0.011	< 0.011
Total Detected PCBs	0.003	0.03	NA	NA	NA	NA	ND	NA	NA	NA	NA	NA	ND	ND	ND	ND	ND	ND	ND	ND	ND	ND
Dissolved PCBs																						
Aroclor-1016	0.003	0.03	NA	NA	NA	NA	NA	NA	NA	NA	NA	NA	NA	NA	NA	NA	NA	NA	NA	NA	NA	NA
Aroclor-1232	0.003	0.03	NA	NA	NA	NA	NA	NA	NA	NA	NA	NA	NA	NA	NA	NA	NA	NA	NA	NA	NA	NA
Aroclor-1242	0.003	0.03	NA	NA	NA	NA	NA	NA	NA	NA	NA	NA	NA	NA	NA	NA	NA	NA	NA	NA	NA	NA
Aroclor-1248	0.003	0.03	NA	NA	NA	NA	NA	NA	NA	NA	NA	NA	NA	NA	NA	NA	NA	NA	NA	NA	NA	NA
Total Detected PCBs	0.003	0.03	NA	NA	NA	NA	NA	NA	NA	NA	NA	NA	NA	NA	NA	NA	NA	NA	NA	NA	NA	NA
Solids																						
Total Dissolved Solids (mg/L)	NE	NE	NA	NA	NA	NA	NA	NA	NA	NA	NA	NA	3750	2960	2910	1750	2260	2150	1990	2150	1990	2130
Total Suspended Solids (TSS) (mg/L)	NE	NE	NA	NA	NA	NA	NA	NA	NA	NA	NA	NA	< 0.95	< 0.95	1.0 J	< 2.0	1.6 J	< 0.95	1.0 J	2.0	6.2	1.8 J

Notes on Page 61.

Table 7: Groundwater Analytical Results Summary
Madison-Kipp Corporation
Madison, Wisconsin

WELL ID			MW-4D	MW-4D	MW-4D	MW-4D	MW-4D	MW-4D	MW-4D	MW-4D	MW-4D	MW-4D	MW-4D	MW-4D	MW-4D[3]	MW-4D	MW-4D	MW-4D[3]	MW-4D	MW-4D	MW-4D
SCREEN INTERVAL (feet bgs)	PREVENTIVE	ENFORCEMENT	65 - 70 ft	65 - 70 ft	65 - 70 ft	65 - 70 ft	65 - 70 ft	65 - 70 ft	65 - 70 ft	65 - 70 ft	65 - 70 ft	65 - 70 ft	65 - 70 ft	65 - 70 ft	65 - 70 ft	65 - 70 ft	65 - 70 ft	65 - 70 ft	65 - 70 ft	65 - 70 ft	65 - 70 ft
SAMPLE DATE	ACTION LIMIT	STANDARD	04/08/2010	03/30/2011	04/10/2012	01/16/2013	04/18/2013	07/17/2013	10/08/2013	04/17/2014	10/17/2014	10/12/2017	04/04/2018	10/11/2018	04/11/2019	04/11/2019	10/11/2019	7/20/2020	7/20/2020	10/14/2020	04/13/2021	10/15/2021
VOCs																						
1,1,1,2-Tetrachloroethane	7	70	< 0.25	< 0.25	< 0.31	< 0.25	< 0.25	< 0.25	< 0.25	< 0.25	< 0.25	NA	NA	NA	NA	NA	NA	NA	NA	NA	NA	NA
1,1,1-Trichloroethane	40	200	< 0.5	< 0.5	< 0.26	< 0.2	< 0.2	< 0.2	< 0.2	< 0.20	< 0.20	NA	NA	NA	NA	NA	NA	NA	NA	NA	NA	NA
1,1,2-Trichloroethane	0.5	5	< 0.25	< 0.25	< 0.3	< 0.28	< 0.28	< 0.28	< 0.28	< 0.28	< 0.28	NA	NA	NA	NA	NA	NA	NA	NA	NA	NA	NA
1,1-Dichloroethene	0.7	7	< 0.5	< 0.5	< 0.29	< 0.31	< 0.31	< 0.31	< 0.31	< 0.31	< 0.31	NA	NA	NA	NA	NA	NA	NA	NA	NA	NA	NA
1,2,4-Trimethylbenzene	96	480	< 0.2	< 0.2	< 0.22	< 0.14	< 0.14	< 0.14	< 0.14	< 0.14	< 0.14	NA	NA	NA	NA	NA	NA	NA	NA	NA	NA	NA
1,2-Dibromoethane	0.005	0.05	< 0.2	< 0.2	< 0.45	< 0.36	< 0.36	< 0.36	< 0.36	< 0.36	< 0.36	NA	NA	NA	NA	NA	NA	NA	NA	NA	NA	NA
1,2-Dichlorobenzene	60	600	< 0.2	< 0.2	< 0.21	< 0.27	< 0.27	< 0.27	< 0.27	< 0.27	< 0.27	NA	NA	NA	NA	NA	NA	NA	NA	NA	NA	NA
1,2-Dichloroethane	0.5	5	< 0.5	< 0.5	< 0.28	< 0.28	< 0.28	< 0.28	< 0.28	< 0.28	< 0.28	NA	NA	NA	NA	NA	NA	NA	NA	NA	NA	NA
1,2-Dichloropropane	0.5	5	< 0.5	< 0.5	< 0.36	< 0.2	< 0.2	< 0.2	< 0.2	< 0.20	< 0.20	NA	NA	NA	NA	NA	NA	NA	NA	NA	NA	NA
1,2,3-Trichlorobenzene	NE	NE	< 0.25	< 0.25	< 0.36	< 0.24	< 0.24	< 0.24	< 0.24	< 0.24	< 0.24	NA	NA	NA	NA	NA	NA	NA	NA	NA	NA	NA
1,2,4-Trichlorobenzene	14	70	< 0.25	< 0.25	< 0.22	< 0.31	< 0.31	< 0.31	< 0.31	< 0.31	< 0.31	NA	NA	NA	NA	NA	NA	NA	NA	NA	NA	NA
1,3,5-Trimethylbenzene	96	480	< 0.2	< 0.2	< 0.23	< 0.18	< 0.18	< 0.18	< 0.18	< 0.18	< 0.18	NA	NA	NA	NA	NA	NA	NA	NA	NA	NA	NA
2-Butanone	800	4000	NA	NA	NA	NA	NA	NA	NA	NA	NA	NA	NA	NA	NA	NA	NA	NA	NA	NA	NA	NA
2-Hexanone	NE	NE	NA	NA	NA	NA	NA	NA	NA	NA	NA	NA	NA	NA	NA	NA	NA	NA	NA	NA	NA	NA
4-Methyl-2-pentanone	50	500	NA	NA	NA	NA	NA	NA	NA	NA	NA	NA	NA	NA	NA	NA	NA	NA	NA	NA	NA	NA
Acetone	1800	9000	NA	NA	NA	NA	NA	NA	NA	NA	NA	NA	NA	NA	NA	NA	NA	NA	NA	NA	NA	NA
Benzene	0.5	5	< 0.2	< 0.2	< 0.12	< 0.074	< 0.074	< 0.074	< 0.074	< 0.074	< 0.074	NA	NA	NA	NA	NA	NA	NA	NA	NA	NA	NA
Bromodichloromethane	0.06	0.6	< 0.2	< 0.2	< 0.23	< 0.17	< 0.17	< 0.17	< 0.17	< 0.17	< 0.17	NA	NA	NA	NA	NA	NA	NA	NA	NA	NA	NA
Bromoform	0.44	4.4	< 0.2	< 0.2	< 0.45	< 0.28	< 0.28	< 0.28	< 0.28	< 0.28	< 0.28	NA	NA	NA	NA	NA	NA	NA	NA	NA	NA	NA
Bromomethane	1	10	< 0.5	< 0.5	< 0.49	< 0.31	< 0.31	< 0.31	< 0.31	< 0.31	< 0.31 *	NA	NA	NA	NA	NA	NA	NA	NA	NA	NA	NA
Carbon disulfide	200	1000	NA	NA	NA	NA	NA	NA	NA	NA	NA	NA	NA	NA	NA	NA	NA	NA	NA	NA	NA	NA
Carbon tetrachloride	0.5	5	< 0.8	< 0.8	< 0.28	< 0.26	< 0.26	< 0.26	< 0.26	< 0.26	< 0.26	NA	NA	NA	NA	NA	NA	NA	NA	NA	NA	NA
Chloroform	0.6	6	< 0.2	< 0.2	< 0.25	< 0.2	< 0.2	< 0.2	< 0.2	< 0.20	< 0.20	NA	NA	NA	NA	NA	NA	NA	NA	NA	NA	NA
Chloromethane	3	30	< 0.3	< 0.3	< 0.24	< 0.18	< 0.18	< 0.18	< 0.18	< 0.18	< 0.18	NA	NA	NA	NA	NA	NA	NA	NA	NA	NA	NA
cis-1,2-Dichloroethene	7	70	< 0.5	< 0.5	< 0.22	< 0.12	< 0.12	< 0.12	< 0.12	< 0.12	< 0.12	NA	NA	NA	NA	NA	NA	NA	NA	NA	NA	NA
Dichlorodifluoromethane	200	1000	< 0.5	< 0.5	< 0.26	< 0.2	< 0.2	< 0.2	< 0.2	< 0.20	< 0.20	NA	NA	NA	NA	NA	NA	NA	NA	NA	NA	NA
Ethylbenzene	140	700	< 0.5	< 0.5	< 0.14	< 0.13	< 0.13	< 0.13	< 0.13	< 0.13	< 0.13	NA	NA	NA	NA	NA	NA	NA	NA	NA	NA	NA
Isopropylbenzene	NE	NE	< 0.2	< 0.2	< 0.21	< 0.14	< 0.14	< 0.14	< 0.14	< 0.14	< 0.14	NA	NA	NA	NA	NA	NA	NA	NA	NA	NA	NA
m,p-Xylene	400	2000	NA	NA	NA	NA	NA	NA	NA	NA	NA	NA	NA	NA	NA	NA	NA	NA	NA	NA	NA	NA
Methyl tert-butyl ether	12	60	< 0.5	< 0.5	< 0.28	< 0.24	< 0.24	< 0.24	< 0.24	< 0.24	< 0.24 *	NA	NA	NA	NA	NA	NA	NA	NA	NA	NA	NA
Methylene chloride	0.5	5	< 1	< 1	< 0.63	< 0.68	< 0.68	< 0.68	< 0.68	< 0.68	< 0.68	NA	NA	NA	NA	NA	NA	NA	NA	NA	NA	NA
Naphthalene	10	100	< 0.25	< 0.25	< 0.24	< 0.16	< 0.16	< 0.16	< 0.16	< 0.16	< 0.16	NA	NA	NA	NA	NA	NA	NA	NA	NA	NA	NA
n-Butylbenzene	NE	NE	< 0.2	< 0.2	< 0.21	< 0.13	< 0.13	< 0.13	< 0.13	< 0.13	< 0.13	NA	NA	NA	NA	NA	NA	NA	NA	NA	NA	NA
n-Hexane	120	600	NA	NA	NA	NA	NA	NA	NA	NA	NA	NA	NA	NA	NA	NA	NA	NA	NA	NA	NA	NA
n-Propylbenzene	NE	NE	< 0.5	< 0.5	< 0.19	< 0.13	< 0.13	< 0.13	< 0.13	< 0.13	< 0.13	NA	NA	NA	NA	NA	NA	NA	NA	NA	NA	NA
o-Xylene	400	2000	NA	NA	NA	NA	NA	NA	NA	NA	NA	NA	NA	NA	NA	NA	NA	NA	NA	NA	NA	NA
p-Isopropyltoluene	NE	NE	< 0.2	< 0.2	< 0.24	< 0.17	< 0.17	< 0.17	< 0.17	< 0.17	< 0.17	NA	NA	NA	NA	NA	NA	NA	NA	NA	NA	NA
sec-Butylbenzene	NE	NE	< 0.25	< 0.25	< 0.19	< 0.15	< 0.15	< 0.15	< 0.15	< 0.15	< 0.15	NA	NA	NA	NA	NA	NA	NA	NA	NA	NA	NA
Styrene	10	100	< 0.5	< 0.5	< 0.26	< 0.1	< 0.1	< 0.1	< 0.1	< 0.10	< 0.10	NA	NA	NA	NA	NA	NA	NA	NA	NA	NA	NA
tert-Butylbenzene	NE	NE	< 0.2	< 0.2	< 0.24	< 0.14	< 0.14	< 0.14	< 0.14	< 0.14	< 0.14	NA	NA	NA	NA	NA	NA	NA	NA	NA	NA	NA
Tetrachloroethene	0.5	5	***0.9***	***0.7***	< 0.22	< 0.17	***0.51 J***	< 0.17	< 0.17	***0.58 J***	< 0.17	NA	NA	NA	NA	NA	NA	NA	NA	NA	NA	NA
Toluene	160	800	< 0.5	< 0.5	< 0.15	< 0.11	< 0.11	0.36 J	< 0.11	< 0.11	< 0.11	NA	NA	NA	NA	NA	NA	NA	NA	NA	NA	NA
trans-1,2-Dichloroethene	20	100	< 0.5	< 0.5	< 0.27	< 0.25	< 0.25	< 0.25	< 0.25	< 0.25	< 0.25	NA	NA	NA	NA	NA	NA	NA	NA	NA	NA	NA
Trichloroethene	0.5	5	< 0.2	< 0.2	< 0.18	< 0.19	< 0.19	< 0.19	< 0.19	< 0.19	< 0.19	NA	NA	NA	NA	NA	NA	NA	NA	NA	NA	NA
Trichlorofluoromethane	698	3490	< 2	< 2	< 0.22	< 0.19	< 0.19	< 0.19	< 0.19	< 1.0	< 1.0	NA	NA	NA	NA	NA	NA	NA	NA	NA	NA	NA
Vinyl chloride	0.02	0.2	< 0.2	< 0.2	< 0.13	< 0.1	< 0.1	< 0.1	< 0.1	< 0.10	< 0.10	NA	NA	NA	NA	NA	NA	NA	NA	NA	NA	NA
Xylenes, Total	400	2000	< 0.5	< 0.5	< 0.3	< 0.068	< 0.068	< 0.068	< 0.068	< 0.068	< 0.068	NA	NA	NA	NA	NA	NA	NA	NA	NA	NA	NA
Total PCBs																						
Aroclor-1016	0.003	0.03	NA	NA	NA	< 0.17	NA	NA	NA	NA	NA	< 0.035	< 0.035	< 0.0072	< 0.0072	< 0.0072	< 0.0072	< 0.0072 J-	< 0.0072 J-	< 0.0072	< 0.0072	< 0.0072
Aroclor-1232	0.003	0.03	NA	NA	NA	< 0.093	NA	NA	NA	NA	NA	< 0.037	< 0.037	< 0.0042	< 0.0042	< 0.0042	< 0.0042	< 0.0042 J-	< 0.0042 J-	< 0.0042	< 0.0042	< 0.0042
Aroclor-1242	0.003	0.03	NA	NA	NA	< 0.13	NA	NA	NA	NA	NA	< 0.038	< 0.038	< 0.013	< 0.013	< 0.013	< 0.013	< 0.013 J-	< 0.013 J-	< 0.013	< 0.013	< 0.013
Aroclor-1248	0.003	0.03	NA	NA	NA	< 0.11	NA	NA	NA	NA	NA	< 0.02	< 0.020	< 0.011	< 0.011	< 0.011	< 0.011	< 0.011 J-	< 0.011 J-	< 0.011	< 0.011	< 0.011
Total Detected PCBs	0.003	0.03	NA	NA	NA	ND	NA	NA	NA	NA	NA	ND	ND	ND	ND	ND	ND	ND	ND	ND	ND	ND
Dissolved PCBs																						
Aroclor-1016	0.003	0.03	NA	NA	NA	NA	NA	NA	NA	NA	NA	NA	NA	NA	NA	NA	NA	NA	NA	NA	NA	NA
Aroclor-1232	0.003	0.03	NA	NA	NA	NA	NA	NA	NA	NA	NA	NA	NA	NA	NA	NA	NA	NA	NA	NA	NA	NA
Aroclor-1242	0.003	0.03	NA	NA	NA	NA	NA	NA	NA	NA	NA	NA	NA	NA	NA	NA	NA	NA	NA	NA	NA	NA
Aroclor-1248	0.003	0.03	NA	NA	NA	NA	NA	NA	NA	NA	NA	NA	NA	NA	NA	NA	NA	NA	NA	NA	NA	NA
Total Detected PCBs	0.003	0.03	NA	NA	NA	NA	NA	NA	NA	NA	NA	NA	NA	NA	NA	NA	NA	NA	NA	NA	NA	NA
Solids																						
Total Dissolved Solids (mg/L)	NE	NE	NA	NA	NA	NA	NA	NA	NA	NA	NA	672	714	600	894	820	944	1260	1180	1190	1200	1440
Total Suspended Solids (TSS) (mg/L)	NE	NE	NA	NA	NA	NA	NA	NA	NA	NA	NA	5.6	1.2 J	< 2.0	1.4 J	< 0.95	< 0.95	2.2	1.8 J	1.2 J	1.2 J	< 0.95 J

Notes on Page 61.

Table 7: Groundwater Analytical Results Summary
Madison-Kipp Corporation
Madison, Wisconsin

WELL ID			MW-4D2	MW-4D2	MW-4D2	MW-4D2	MW-4D2	MW-4D2	MW-4D2	MW-4D2	MW-4D2	MW-4D2	MW-4D2	MW-4D2	MW-4D2[3]	MW-4D2	MW-4D2	MW-4D2	MW-4D2	MW-4D2	MW-4D2	MW-4D2	MW-4D2	MW-4D2	MW-4D2
SCREEN INTERVAL (feet bgs)	PREVENTIVE	ENFORCEMENT	91 - 96 ft	91 - 96 ft	91 - 96 ft	91 - 96 ft	91 - 96 ft	91 - 96 ft	91 - 96 ft	91 - 96 ft	91 - 96 ft	91 - 96 ft	91 - 96 ft	91 - 96 ft	91 - 96 ft	91 - 96 ft	91 - 96 ft	91 - 96 ft	91 - 96 ft	91 - 96 ft	91 - 96 ft	91 - 96 ft	91 - 96 ft	91 - 96 ft	91 - 96 ft
SAMPLE DATE	ACTION LIMIT	STANDARD	03/30/2011	04/10/2012	01/16/2013	04/18/2013	07/18/2013	10/07/2013	04/17/2014	10/17/2014	10/21/2015	01/22/2016	04/20/2016	07/19/2016	07/19/2016	10/12/2016	1/19/2017	04/11/2017	10/05/2017	04/04/2018	10/11/2018	04/11/2019	10/11/2019	10/14/2020	04/14/2021	10/15/2021
VOCs																									
1,1,1,2-Tetrachloroethane	7	70	< 0.25	< 0.31	< 0.25	< 0.25	< 0.25	< 0.25	< 0.25	< 0.25	< 0.46	< 0.11	< 0.11	< 0.11	< 0.11	< 0.11	< 0.11	< 0.11	< 0.11	< 0.11	< 0.11	< 0.27	< 0.27	< 0.27	< 0.36	< 0.36
1,1,1-Trichloroethane	40	200	< 0.5	< 0.26	< 0.2	< 0.2	< 0.2	< 0.2	< 0.20	< 0.20	< 0.38	< 0.10	0.13 J	0.17 J	0.18 J	0.27 J	0.24 J	0.30 J	< 0.1	0.38 J	< 0.10	< 0.24	< 0.24	< 0.24	< 0.30	< 0.30
1,1,2-Trichloroethane	0.5	5	< 0.25	< 0.3	< 0.28	< 0.28	< 0.28	< 0.28	< 0.28	< 0.28	< 0.35	< 0.10	< 0.10	< 0.10	< 0.10	< 0.10	< 0.10	< 0.10	< 0.1	< 0.10	< 0.10	< 0.55	< 0.55	< 0.55	< 0.34	< 0.34
1,1-Dichloroethene	0.7	7	< 0.5	< 0.29	< 0.31	< 0.31	< 0.31	< 0.31	< 0.31	< 0.31	< 0.39	< 0.14	< 0.14	< 0.14	< 0.14	< 0.14	< 0.14	< 0.14	< 0.14	0.17 J	< 0.14	< 0.24	< 0.24	< 0.24	< 0.58	< 0.58
1,2,4-Trimethylbenzene	96	480	< 0.2	< 0.22	< 0.14	< 0.14	< 0.14	< 0.14	< 0.14	< 0.14	< 0.36	< 0.060	< 0.060	< 0.060	< 0.060	< 0.060	< 0.060	< 0.060	< 0.06	< 0.060	< 0.060	< 0.84	< 0.84	< 0.84	< 0.45	< 0.45
1,2-Dibromoethane	0.005	0.05	< 0.2	< 0.45	< 0.36	< 0.36	< 0.36	< 0.36	< 0.36	< 0.36	< 0.39	< 0.13	< 0.13	< 0.13	< 0.13	< 0.13	< 0.13	< 0.13	< 0.13	< 0.13	< 0.13	< 0.83	< 0.83	< 0.83	< 0.31	< 0.31
1,2-Dichlorobenzene	60	600	< 0.2	< 0.21	< 0.27	< 0.27	< 0.27	< 0.27	< 0.27	< 0.27	< 0.33	< 0.076	< 0.076	< 0.076	< 0.076	< 0.076	< 0.076	< 0.076	< 0.076	< 0.076	< 0.076	< 0.71	< 0.71	< 0.71	< 0.33	< 0.33
1,2-Dichloroethane	0.5	5	< 0.5	< 0.28	< 0.28	< 0.28	< 0.28	< 0.28	< 0.28	< 0.28	< 0.39	< 0.078	< 0.078	< 0.078	< 0.078	< 0.078	< 0.078	< 0.078	< 0.078	< 0.078	< 0.078	< 0.28	< 0.28	< 0.28	< 0.29	< 0.29
1,2-Dichloropropane	0.5	5	< 0.5	< 0.36	< 0.2	< 0.2	< 0.2	< 0.2	< 0.20	< 0.20	< 0.43	< 0.10	< 0.10	< 0.10	< 0.10	< 0.10	< 0.10	< 0.10	< 0.1	< 0.10	< 0.10	< 0.28	< 0.28	< 0.28	< 0.45	< 0.45
1,2,3-Trichlorobenzene	NE	NE	< 0.25	< 0.36	< 0.24	< 0.24	< 0.24	< 0.24	< 0.24	< 0.24	< 0.46	< 0.045	< 0.045	< 0.045	< 0.045	< 0.045	< 0.045	< 0.045	< 0.045	< 0.045	< 0.045	< 0.63	< 0.63	< 2.2	< 1.0	< 1.0
1,2,4-Trichlorobenzene	14	70	< 0.25	< 0.22	< 0.31	< 0.31	< 0.31	< 0.31	< 0.31	< 0.31	< 0.34	< 0.077	< 0.077	< 0.077	< 0.077	< 0.077	< 0.077	< 0.077	< 0.077	< 0.077	< 0.077	< 0.95	< 0.95	< 0.95	< 0.95	< 0.95
1,3,5-Trimethylbenzene	96	480	< 0.2	< 0.23	< 0.18	< 0.18	< 0.18	< 0.18	< 0.18	< 0.18	< 0.25	< 0.075	< 0.075	< 0.075	< 0.075	< 0.075	< 0.075	< 0.075	< 0.075	< 0.075	< 0.075	< 0.87	< 0.87	< 0.87	< 0.36	< 0.36
2-Butanone	800	4000	NA	NA	NA	NA	NA	NA	NA	NA	NA	< 3.0	< 3.0	< 3.0	< 3.0	< 3.0	< 3.0	< 3.0	< 3	< 3.0	< 3.0	< 2.9	< 2.9	< 2.9	< 6.5	< 6.5
2-Hexanone	NE	NE	NA	NA	NA	NA	NA	NA	NA	NA	NA	< 0.95	< 0.95	< 0.95	< 0.95	< 0.95	< 0.95	< 0.95	< 0.95	< 0.95	< 0.95	< 2.5	< 2.5	< 5.2	< 6.3	< 6.3
4-Methyl-2-pentanone	50	500	NA	NA	NA	NA	NA	NA	NA	NA	NA	< 0.77	< 0.77	< 0.77	< 0.77	< 0.77	< 0.77	< 0.77	< 0.77	< 0.77	< 0.77	< 1.5	< 1.5	< 4.6	< 6.0	< 6.0
Acetone	1800	9000	NA	NA	NA	NA	NA	NA	NA	NA	NA	< 3.4	< 3.4	< 3.4	< 3.4	< 3.4	< 3.4	< 3.4	< 3.4	< 3.4	< 3.4	< 2.7	< 2.7	< 2.7	< 8.6	< 8.6
Benzene	0.5	5	< 0.2	< 0.12	< 0.074	< 0.074	< 0.074	< 0.074	< 0.074	< 0.074	< 0.15	< 0.089	< 0.089	< 0.089	< 0.089	0.34 J	< 0.089	< 0.089	< 0.089	< 0.089	< 0.089	< 0.25	< 0.25	< 0.25	< 0.30	< 0.30
Bromodichloromethane	0.06	0.6	< 0.2	< 0.23	< 0.17	< 0.17	< 0.17	< 0.17	< 0.17	< 0.17	< 0.37	< 0.077	< 0.077	< 0.077	< 0.077	< 0.077	< 0.077	< 0.077	< 0.077	< 0.077	< 0.077	< 0.36	< 0.36	< 0.36	< 0.42	< 0.42
Bromoform	0.44	4.4	< 0.2	< 0.45	< 0.28	< 0.28	< 0.28	< 0.28	< 0.28	< 0.28	< 0.48	< 0.088	< 0.088	< 0.088	< 0.088	< 0.088	< 0.088	< 0.088	< 0.088	< 0.088	< 0.088	< 4.0	< 4.0	< 4.0	< 3.8	< 3.8
Bromomethane	1	10	< 0.5	< 0.49	< 0.31	< 0.31	< 0.31	< 0.31	< 0.31	< 0.31 *	< 0.80	< 0.59	< 0.59	< 0.59	< 0.59	< 0.59	< 0.59	< 0.59	< 0.59	< 0.59	< 1.1 U	< 0.97	< 0.97	< 0.97	< 1.2	< 1.2
Carbon disulfide	200	1000	NA	NA	NA	NA	NA	NA	NA	NA	NA	< 0.053	< 0.053	< 0.053	< 0.053	< 0.053	< 0.053	< 0.053	< 0.053	< 0.053	< 0.053	< 0.37	< 0.37	< 0.45	< 1.1	< 1.1
Carbon tetrachloride	0.5	5	< 0.8	< 0.28	< 0.26	< 0.26	< 0.26	< 0.26	< 0.26	< 0.26	< 0.38	< 0.038	< 0.038	< 0.038	< 0.038	< 0.038	< 0.038	< 0.038	< 0.038	< 0.038	< 0.038	< 0.17	< 0.17	< 1.1	< 0.37	< 0.37
Chloroform	0.6	6	< 0.2	< 0.25	< 0.2	< 0.2	< 0.2	< 0.2	< 0.20	< 0.20	< 0.37	< 0.062	< 0.062	< 0.062	< 0.062	< 0.062	< 0.062	< 0.062	< 0.062	< 0.062	< 0.062	< 1.3	< 1.3	< 1.3	< 1.2	< 1.2
Chloromethane	3	30	< 0.3	< 0.24	< 0.18	< 0.18	< 0.18	< 0.18	< 0.18	< 0.18	< 0.32	< 0.16	< 0.16	0.20 J	0.18 J	0.52 BJ	0.26 BJ	< 0.16	0.93 J	< 0.16	< 0.67 U	< 2.2	< 2.2	< 2.2	< 1.6	< 1.6
cis-1,2-Dichloroethene	7	70	< 0.5	< 0.22	< 0.12	< 0.12	< 0.12	< 0.12	< 0.12	< 0.12	< 0.41	< 0.11	< 0.11	< 0.11	< 0.11	< 0.11	< 0.11	< 0.11	< 0.11	< 0.11	< 0.11	< 0.27	< 0.27	< 0.27	< 0.47	< 0.47
Dichlorodifluoromethane	200	1000	< 0.5	< 0.26	< 0.2	< 0.2	< 0.2	< 0.2	< 0.20	< 0.20	< 0.54	< 0.11	< 0.11	< 0.11	< 0.11	< 0.11	< 0.11	< 0.11	< 0.11	< 0.11	< 0.11	< 0.50	< 0.50	< 0.50	< 0.46	< 0.46
Ethylbenzene	140	700	< 0.5	< 0.14	< 0.13	< 0.13	< 0.13	< 0.13	< 0.13	< 0.13	0.40 J	< 0.054	< 0.054	< 0.054	< 0.054	< 0.054	< 0.054	< 0.054	< 0.054	< 0.054	< 0.054	< 0.22	< 0.22	< 0.32	< 0.33	< 0.33
Isopropylbenzene	NE	NE	< 0.2	< 0.21	< 0.14	< 0.14	< 0.14	< 0.14	< 0.14	< 0.14	< 0.39	< 0.081	< 0.081	< 0.081	< 0.081	< 0.081	< 0.081	< 0.081	< 0.081	< 0.081	< 0.081	< 0.39	< 0.39	< 1.7	< 1.0	< 1.0
m,p-Xylene	400	2000	NA	NA	NA	NA	NA	NA	NA	NA	NA	< 0.057	< 0.057	< 0.057	< 0.057	< 0.057	< 0.057	< 0.057	< 0.057	< 0.057	< 0.057	< 0.47	< 0.47	< 0.47	< 0.70	< 0.70
Methyl tert-butyl ether	12	60	< 0.5	< 0.28	< 0.24	< 0.24	< 0.24	< 0.24	< 0.24	< 0.24 *	< 0.39	< 0.14	< 0.14	< 0.14	< 0.14	< 0.14	< 0.14	< 0.14	< 0.14	< 0.14	< 0.14	< 1.2	< 1.2	< 1.2	< 1.1	< 1.1
Methylene chloride	0.5	5	< 1	< 0.63	< 0.68	< 0.68	< 0.68	< 0.68	< 0.68	< 0.68	< 1.6	< 0.14	< 0.14	< 0.14	< 0.14	< 0.14	< 0.14	< 0.14	< 0.14	< 0.14	< 0.35 U	< 0.58	< 0.58	< 0.58	< 0.32	< 0.32
Naphthalene	10	100	< 0.25	< 0.24	< 0.16	< 0.16	< 0.16	< 0.16	< 0.16	< 0.16	< 0.34	< 0.088	< 0.088	< 0.088	< 0.088	< 0.088	< 0.088	< 0.088	0.13 BJ	< 0.088	< 0.088	< 1.2	< 1.2	< 1.2	< 1.1	< 1.1
n-Butylbenzene	NE	NE	< 0.2	< 0.21	< 0.13	< 0.13	< 0.13	< 0.13	< 0.13	< 0.13	< 0.39	< 0.14	< 0.14	< 0.14	< 0.14	< 0.14	< 0.14	< 0.14	< 0.14	< 0.14	< 0.14	< 0.71	< 0.71	< 0.71	< 0.86	< 0.86
n-Hexane	120	600	NA	NA	NA	NA	NA	NA	NA	NA	NA	< 0.21	< 0.21	< 0.21	< 0.21	< 0.21	< 0.21	< 0.21	< 0.21	< 0.21	< 0.21	< 1.7	< 1.7	< 1.7	< 1.5	< 1.5
n-Propylbenzene	NE	NE	< 0.5	< 0.19	< 0.13	< 0.13	< 0.13	< 0.13	< 0.13	< 0.13	< 0.41	< 0.10	< 0.10	< 0.10	< 0.10	< 0.10	< 0.10	< 0.10	< 0.1	< 0.10	< 0.10	< 0.81	< 0.81	< 0.81	< 0.35	< 0.35
o-Xylene	400	2000	NA	NA	NA	NA	NA	NA	NA	NA	NA	< 0.058	< 0.058	< 0.058	< 0.058	< 0.058	< 0.058	< 0.058	< 0.058	< 0.058	< 0.058	< 0.26	< 0.26	< 0.26	< 0.35	< 0.35
p-Isopropyltoluene	NE	NE	< 0.2	< 0.24	< 0.17	< 0.17	< 0.17	< 0.17	< 0.17	< 0.17	< 0.36	< 0.085	< 0.085	< 0.085	< 0.085	< 0.085	< 0.085	< 0.085	< 0.085	< 0.085	< 0.085	< 0.80	< 0.80	< 0.80	< 1.0	< 1.0
sec-Butylbenzene	NE	NE	< 0.25	< 0.19	< 0.15	< 0.15	< 0.15	< 0.15	< 0.15	< 0.15	< 0.40	< 0.13	< 0.13	< 0.13	< 0.13	< 0.13	< 0.13	< 0.13	< 0.13	< 0.13	< 0.13	< 0.85	< 0.85	< 0.85	< 0.42	< 0.42
Styrene	10	100	< 0.5	< 0.26	< 0.1	< 0.1	< 0.1	< 0.1	< 0.10	< 0.10	< 0.39	< 0.065	< 0.065	< 0.065	< 0.065	< 0.065	< 0.065	< 0.065	< 0.065	< 0.065	< 0.065	< 0.47	< 0.47	< 3.0	< 0.36	< 0.36
tert-Butylbenzene	NE	NE	< 0.2	< 0.24	< 0.14	< 0.14	< 0.14	< 0.14	< 0.14	< 0.14	< 0.40	< 0.12	< 0.12	< 0.12	< 0.12	< 0.12	< 0.12	< 0.12	< 0.12	< 0.12	< 0.12	< 0.30	< 0.30	< 0.30	< 0.59	< 0.59
Tetrachloroethene	0.5	5	***1.9***	***0.73 J***	***1.2***	***0.92 J***	***1.2***	***0.84 J***	***1.5***	***1***	0.48 J	***0.8***	***0.76***	0.45 J	***0.55***	***0.65***	0.38 BJ	0.46 BJ	***0.61 B***	0.31 J	0.24 J	***1.1 J***	< 0.33 U	< 0.33	< 0.41	***0.63 J+***
Toluene	160	800	< 0.5	0.40 J	< 0.11	0.45 J	0.39 J	< 0.11	< 0.11	< 0.11	< 0.15	< 0.053	< 0.053	< 0.053	< 0.053	0.13 J	0.11 BJ	< 0.053	< 0.053	0.10 J	< 0.053	< 0.17	< 0.17	< 0.27	< 0.29	< 0.29
trans-1,2-Dichloroethene	20	100	< 0.5	< 0.27	< 0.25	< 0.25	< 0.25	< 0.25	< 0.25	< 0.25	< 0.35	< 0.11	< 0.11	< 0.11	< 0.11	< 0.11	< 0.11	< 0.11	< 0.11	< 0.11	< 0.11	< 1.1	< 1.1	< 0.46	< 0.53	< 0.53
Trichloroethene	0.5	5	< 0.2	< 0.18	< 0.19	< 0.19	< 0.19	< 0.19	< 0.19	< 0.19	< 0.16	< 0.062	< 0.062	< 0.062	< 0.062	< 0.062	< 0.062	< 0.062	< 0.062	< 0.062	< 0.062	< 0.26	< 0.26	< 0.26	< 0.32	< 0.32
Trichlorofluoromethane	698	3490	< 2	< 0.22	< 0.19	< 0.19	< 0.19	< 0.19	< 1.0	< 1.0	< 1.0	< 0.50	< 0.50	< 0.50	< 0.50	< 0.50	< 0.50	< 0.50	< 0.5	< 0.5	< 0.13	< 0.21	< 0.21	< 0.21	< 0.42	< 0.42
Vinyl chloride	0.02	0.2	< 0.2	< 0.13	< 0.1	< 0.1	< 0.1	< 0.1	< 0.10	< 0.10	< 0.20	< 0.16	< 0.16	< 0.16	< 0.16	< 0.16	< 0.16	< 0.16	< 0.16	< 0.16	< 0.16	< 0.17	< 0.17	< 0.17	< 0.17	< 0.17
Xylenes, Total	400	2000	< 0.5	< 0.3	< 0.068	< 0.068	< 0.068	< 0.068	< 0.068	< 0.068	1.8	< 0.058	< 0.058	< 0.058	< 0.058	< 0.058	< 0.12	< 0.12	< 0.12	< 0.12	< 0.12	< 1.5	< 1.5	< 1.5	< 1.0	< 1.0
Total PCBs																										
Aroclor-1016	0.003	0.03	NA	NA	< 0.16	NA	NA	NA	NA	NA	NA	NA	NA	NA	NA	NA	NA	NA	NA	NA	NA	NA	NA	NA	NA	NA
Aroclor-1232	0.003	0.03	NA	NA	< 0.087	NA	NA	NA	NA	NA	NA	NA	NA	NA	NA	NA	NA	NA	NA	NA	NA	NA	NA	NA	NA	NA
Aroclor-1242	0.003	0.03	NA	NA	< 0.12	NA	NA	NA	NA	NA	NA	NA	NA	NA	NA	NA	NA	NA	NA	NA	NA	NA	NA	NA	NA	NA
Aroclor-1248	0.003	0.03	NA	NA	< 0.1	NA	NA	NA	NA	NA	NA	NA	NA	NA	NA	NA	NA	NA	NA	NA	NA	NA	NA	NA	NA	NA
Total Detected PCBs	0.003	0.03	NA	NA	ND	NA	NA	NA	NA	NA	NA	NA	NA	NA	NA	NA	NA	NA	NA	NA	NA	NA	NA	NA	NA	NA
Dissolved PCBs																										
Aroclor-1016	0.003	0.03	NA	NA	NA	NA	NA	NA	NA	NA	NA	NA	NA	NA	NA	NA	NA	NA	NA	NA	NA	NA	NA	NA	NA	NA
Aroclor-1232	0.003	0.03	NA	NA	NA	NA	NA	NA	NA	NA	NA	NA	NA	NA	NA	NA	NA	NA	NA	NA	NA	NA	NA	NA	NA	NA
Aroclor-1242	0.003	0.03	NA	NA	NA	NA	NA	NA	NA	NA	NA	NA	NA	NA	NA	NA	NA	NA	NA	NA	NA	NA	NA	NA	NA	NA
Aroclor-1248	0.003	0.03	NA	NA	NA	NA	NA	NA	NA	NA	NA	NA	NA	NA	NA	NA	NA	NA	NA	NA	NA	NA	NA	NA	NA	NA
Total Detected PCBs	0.003	0.03	NA	NA	NA	NA	NA	NA	NA	NA	NA	NA	NA	NA	NA	NA	NA	NA	NA	NA	NA	NA	NA	NA	NA	NA
Solids																										
Total Dissolved Solids (mg/L)	NE	NE	NA	NA	NA	NA	NA	NA	NA	NA	NA	NA	NA	NA	NA	NA	NA	NA	NA	NA	NA	NA	NA	NA	NA	NA
Total Suspended Solids (TSS) (mg/L)	NE	NE	NA	NA	NA	NA	NA	NA	NA	NA	NA	NA	NA	NA	NA	NA	NA	NA	NA	NA	NA	NA	NA	NA	NA	NA

Notes on Page 61.

Table 7: Groundwater Analytical Results Summary
Madison-Kipp Corporation
Madison, Wisconsin

WELL ID			MW-5S	MW-5S	MW-5S	MW-5S[3]	MW-5S	MW-5S	MW-5S	MW-5S	MW-5S	MW-5S	MW-5S	MW-5S	MW-5S	MW-5S	MW-5S	MW-5S	MW-5S	MW-5S	MW-5S	MW-5S	MW-5S[3]	MW-5S	MW-5S	MW-5S[3]
SCREEN INTERVAL (feet bgs)	PREVENTIVE	ENFORCEMENT	34 - 44 ft	34 - 44 ft	34 - 44 ft	34 - 44 ft	34 - 44 ft	34 - 44 ft	34 - 44 ft	34 - 44 ft	34 - 44 ft	34 - 44 ft	34 - 44 ft	34 - 44 ft	34 - 44 ft	34 - 44 ft	34 - 44 ft	34 - 44 ft	34 - 44 ft	34 - 44 ft	34 - 44 ft	34 - 44 ft	34 - 44 ft	34 - 44 ft	34 - 44 ft	34 - 44 ft
SAMPLE DATE	ACTION LIMIT	STANDARD	04/07/2010	10/01/2010	04/12/2012	04/12/2012	11/28/2012	01/17/2013	02/13/2013	04/19/2013	07/18/2013	10/04/2013	04/15/2014	10/21/2014	04/13/2015	10/21/2015	10/12/2016	10/04/2017	10/12/2018	04/10/2019	10/10/2019	7/17/2020	10/16/2020	10/16/2020	04/14/2021	10/14/2021	10/14/2021
VOCs																										
1,1,1,2-Tetrachloroethane	7	70	< 0.25	< 0.25	< 0.31	< 0.31	< 0.25	< 0.25	< 0.25	< 0.25	< 0.25	< 0.25	< 0.25	< 0.25	< 0.25	< 0.46	< 0.22	< 0.11	< 0.22	NA	< 0.27	NA	< 0.27	< 0.27	NA	< 0.36	< 0.36
1,1,1-Trichloroethane	40	200	< 0.5	< 0.5	< 0.26	< 0.26	< 0.2	< 0.2	< 0.2	< 0.2	< 0.2	< 0.2	< 0.20	< 0.20	< 0.20	< 0.38	< 0.20	< 0.1	< 0.20	NA	< 0.24	NA	< 0.24	< 0.24	NA	< 0.30	< 0.30
1,1,2-Trichloroethane	0.5	5	< 0.25	< 0.25	< 0.3	< 0.3	< 0.28	< 0.28	< 0.28	< 0.28	< 0.28	< 0.28	< 0.28	< 0.28	< 0.28	< 0.35	< 0.20	< 0.1	< 0.20	NA	< 0.55	NA	< 0.55	< 0.55	NA	< 0.34	< 0.34
1,1-Dichloroethene	0.7	7	< 0.5	< 0.5	< 0.29	< 0.29	< 0.31	< 0.31	< 0.31	< 0.31	< 0.31	< 0.31	< 0.31	< 0.31	< 0.31	< 0.39	< 0.28	< 0.14	< 0.28	NA	< 0.24	NA	< 0.24	< 0.24	NA	< 0.58	< 0.58
1,2,4-Trimethylbenzene	96	480	< 0.2	< 0.2	< 0.22	< 0.22	< 0.14	< 0.14	< 0.14	< 0.14	< 0.14	< 0.14	< 0.14	< 0.14	< 0.14	< 0.36	< 0.12	< 0.06	< 0.12	NA	< 0.84	NA	< 0.84	< 0.84	NA	< 0.45	< 0.45
1,2-Dibromoethane	0.005	0.05	< 0.2	< 0.2	< 0.45	< 0.45	< 0.36	< 0.36	< 0.36	< 0.36	< 0.36	< 0.36	< 0.36	< 0.36	< 0.36	< 0.39	< 0.26	< 0.13	< 0.26	NA	< 0.83	NA	< 0.83	< 0.83	NA	< 0.31	< 0.31
1,2-Dichlorobenzene	60	600	< 0.2	< 0.2	< 0.21	< 0.21	< 0.27	< 0.27	< 0.27	< 0.27	< 0.27	< 0.27	< 0.27	< 0.27	< 0.27	< 0.33	< 0.15	< 0.076	< 0.15	NA	< 0.71	NA	< 0.71	< 0.71	NA	< 0.33	< 0.33
1,2-Dichloroethane	0.5	5	< 0.5	< 0.5	< 0.28	< 0.28	< 0.28	< 0.28	< 0.28	< 0.28	< 0.28	< 0.28	< 0.28	< 0.28	< 0.28	< 0.39	< 0.16	< 0.078	< 0.16	NA	< 0.28	NA	< 0.28	< 0.28	NA	< 0.29	< 0.29
1,2-Dichloropropane	0.5	5	< 0.5	< 0.5	< 0.36	< 0.36	< 0.2	< 0.2	< 0.2	< 0.2	< 0.2	< 0.2	< 0.20	< 0.20	< 0.20	< 0.43	< 0.20	< 0.1	< 0.20	NA	< 0.28	NA	< 0.28	< 0.28	NA	< 0.45	< 0.45
1,2,3-Trichlorobenzene	NE	NE	< 0.25	< 0.25	< 0.36	< 0.36	< 0.24	< 0.24	< 0.24	< 0.24	< 0.24	< 0.24	< 0.24	< 0.24	< 0.24	< 0.46	< 0.090	< 0.045	< 0.090	NA	< 0.63	NA	< 2.2	< 2.2	NA	< 1.0	< 1.0
1,2,4-Trichlorobenzene	14	70	< 0.25	< 0.25	< 0.22	< 0.22	< 0.31	< 0.31	< 0.31	< 0.31	< 0.31	< 0.31	< 0.31	< 0.31	< 0.31	< 0.34	< 0.15	< 0.077	< 0.15	NA	< 0.95	NA	< 0.95	< 0.95	NA	< 0.95	< 0.95
1,3,5-Trimethylbenzene	96	480	< 0.2	< 0.2	< 0.23	< 0.23	< 0.18	< 0.18	< 0.18	< 0.18	< 0.18	< 0.18	< 0.18	< 0.18	< 0.18	< 0.25	< 0.15	< 0.075	< 0.15	NA	< 0.87	NA	< 0.87	< 0.87	NA	< 0.36	< 0.36
2-Butanone	800	4000	NA	NA	NA	NA	NA	NA	NA	NA	NA	NA	NA	NA	NA	NA	< 6.0	< 3	< 6.0	NA	< 2.9	NA	< 2.9	< 2.9	NA	< 6.5	< 6.5
2-Hexanone	NE	NE	NA	NA	NA	NA	NA	NA	NA	NA	NA	NA	NA	NA	NA	NA	< 1.9	< 0.95	< 1.9	NA	< 2.5	NA	< 5.2	< 5.2	NA	< 6.3	< 6.3
4-Methyl-2-pentanone	50	500	NA	NA	NA	NA	NA	NA	NA	NA	NA	NA	NA	NA	NA	NA	< 1.5	< 0.77	< 1.5	NA	< 1.5	NA	< 4.6	< 4.6	NA	< 6.0	< 6.0
Acetone	1800	9000	NA	NA	NA	NA	NA	NA	NA	NA	NA	NA	NA	NA	NA	NA	< 6.8	3.5 J	< 6.8	NA	< 2.7	NA	< 2.7	< 2.7	NA	< 8.6	< 8.6
Benzene	0.5	5	< 0.2	< 0.2	< 0.12	0.40 J	< 0.074	< 0.074	< 0.074	< 0.074	< 0.074	< 0.074	< 0.074	< 0.074	< 0.074	< 0.15	< 0.18	< 0.089	< 0.18	NA	< 0.25	NA	< 0.25	< 0.25	NA	< 0.30	< 0.30
Bromodichloromethane	0.06	0.6	< 0.2	< 0.2	< 0.23	< 0.23	< 0.17	< 0.17	< 0.17	< 0.17	< 0.17	< 0.17	< 0.17	< 0.17	< 0.17	< 0.37	< 0.15	< 0.077	< 0.15	NA	< 0.36	NA	< 0.36	< 0.36	NA	< 0.42	< 0.42
Bromoform	0.44	4.4	< 0.2	< 0.2	< 0.45	< 0.45	< 0.28	< 0.28	< 0.28	< 0.28	< 0.28	< 0.28	< 0.28	< 0.28	< 0.28	< 0.48	< 0.18	< 0.088	< 0.18	NA	< 4.0	NA	< 4.0	< 4.0	NA	< 3.8	< 3.8
Bromomethane	1	10	< 0.5	< 0.5	< 0.49	< 0.49	< 0.31	0.73 J	< 0.31 *	< 0.31	< 0.31	< 0.31	< 0.31	< 0.31	< 0.31	< 0.80	< 1.2	< 0.59	< 1.2	NA	< 0.97	NA	< 0.97	< 0.97	NA	< 1.2	< 1.2
Carbon disulfide	200	1000	NA	NA	NA	NA	NA	NA	NA	NA	NA	NA	NA	NA	NA	NA	< 0.11	< 0.053	< 0.11	NA	< 0.37	NA	< 0.45	< 0.45	NA	< 1.1	< 1.1
Carbon tetrachloride	0.5	5	< 0.8	< 0.8	***1.2***	< 0.28	***1.1***	< 0.26	***1.4***	***1.1***	***1.3***	***1.3***	< 0.26	***0.79 J***	< 0.26	***1***	< 0.076	***0.81***	< 0.076	NA	***0.91 J***	NA	< 1.1	< 1.1	NA	***0.78 J***	***0.77 J***
Chloroform	0.6	6	< 0.2	0.55	***0.84 J***	***0.88 J***	***0.79 J***	***0.79 J***	< 0.2	< 0.2	< 0.2	***0.61 J***	< 0.20	< 0.20	< 0.20	< 0.37	< 0.12	< 0.062	< 0.12	NA	< 1.3	NA	< 1.3	< 1.3	NA	< 1.2	< 1.2
Chloromethane	3	30	< 0.3	< 0.3	< 0.24	< 0.24	< 0.18	< 0.18	< 0.18	< 0.18	< 0.18	< 0.18	< 0.18	< 0.18	< 0.18	< 0.32	1.2 BJ	1.3 J	< 0.76 U	NA	< 2.2	NA	< 2.2	< 2.2	NA	< 1.6	< 1.6
cis-1,2-Dichloroethene	7	70	1.4	***10***	***13***	***14***	4.2	3.8	2.7	2.0	2.9	2.9	< 0.12	< 0.12	< 0.12	< 0.41	< 0.22	< 0.11	< 0.22	NA	< 0.27	NA	< 0.27	< 0.27	NA	< 0.47	< 0.47
Dichlorodifluoromethane	200	1000	< 0.5	< 0.5	< 0.26	< 0.26	< 0.2	< 0.2	< 0.2	< 0.2	< 0.2	< 0.2	< 0.20	< 0.20	< 0.20	< 0.54	< 0.22	< 0.11	< 0.22	NA	< 0.50	NA	< 0.50	< 0.50	NA	< 0.46	< 0.46
Ethylbenzene	140	700	< 0.5	< 0.5	< 0.14	< 0.14	< 0.13	< 0.13	< 0.13	< 0.13	< 0.13	< 0.13	< 0.13	< 0.13	< 0.13	< 0.18	< 0.11	< 0.054	< 0.11	NA	< 0.22	NA	< 0.32	< 0.32	NA	< 0.33	< 0.33
Isopropylbenzene	NE	NE	< 0.2	< 0.2	< 0.21	< 0.21	< 0.14	< 0.14	< 0.14	< 0.14	< 0.14	< 0.14	< 0.14	< 0.14	< 0.14	< 0.39	< 0.16	< 0.081	< 0.16	NA	< 0.39	NA	< 1.7	< 1.7	NA	< 1.0	< 1.0
m,p-Xylene	400	2000	NA	NA	NA	NA	NA	NA	NA	NA	NA	NA	NA	NA	NA	NA	< 0.11	0.06 BJ	< 0.11	NA	< 0.47	NA	< 0.47	< 0.47	NA	< 0.70	< 0.70
Methyl tert-butyl ether	12	60	< 0.5	< 0.5	< 0.28	< 0.28	< 0.24	< 0.24	< 0.24	< 0.24	< 0.24	< 0.24	< 0.24	< 0.24	< 0.24	< 0.39	< 0.28	< 0.14	< 0.28	NA	< 1.2	NA	< 1.2	< 1.2	NA	< 1.1	< 1.1
Methylene chloride	0.5	5	< 1	< 1	< 0.63	< 0.63	< 0.68	< 0.68	< 0.68	< 0.68	< 0.68	< 0.68	< 0.68	< 0.68	< 0.68	< 1.6	< 0.28	< 0.14	< 0.38 U	NA	< 0.58	NA	< 0.58	< 0.58	NA	< 0.32	< 0.32
Naphthalene	10	100	1.4	< 0.25	< 0.24	< 0.24	< 0.16	< 0.16	< 0.16	< 0.16	< 0.16	< 0.16	< 0.16	< 0.16	< 0.16	< 0.34	< 0.18	< 0.088	< 0.18	NA	< 1.2	NA	< 1.2	< 1.2	NA	< 1.1	< 1.1
n-Butylbenzene	NE	NE	< 0.2	< 0.2	< 0.21	< 0.21	< 0.13	< 0.13	< 0.13	< 0.13	< 0.13	< 0.13	< 0.13	< 0.13	< 0.13	< 0.39	< 0.28	< 0.14	< 0.28	NA	< 0.71	NA	< 0.71	< 0.71	NA	< 0.86	< 0.86
n-Hexane	120	600	NA	NA	NA	NA	NA	NA	NA	NA	NA	NA	NA	NA	NA	NA	< 0.42	< 0.21	< 0.42	NA	< 1.7	NA	< 1.7	< 1.7	NA	< 1.5	< 1.5
n-Propylbenzene	NE	NE	< 0.5	< 0.5	< 0.19	< 0.19	< 0.13	< 0.13	< 0.13	< 0.13	< 0.13	< 0.13	< 0.13	< 0.13	< 0.13	< 0.41	< 0.20	< 0.1	< 0.20	NA	< 0.81	NA	< 0.81	< 0.81	NA	< 0.35	< 0.35
o-Xylene	400	2000	NA	NA	NA	NA	NA	NA	NA	NA	NA	NA	NA	NA	NA	NA	< 0.12	< 0.058	< 0.12	NA	< 0.26	NA	< 0.26	< 0.26	NA	< 0.35	< 0.35
p-Isopropyltoluene	NE	NE	< 0.2	< 0.2	< 0.24	< 0.24	< 0.17	< 0.17	< 0.17	< 0.17	< 0.17	< 0.17	< 0.17	< 0.17	< 0.17	< 0.36	< 0.17	< 0.085	< 0.17	NA	< 0.80	NA	< 0.80	< 0.80	NA	< 1.0	< 1.0
sec-Butylbenzene	NE	NE	< 0.25	< 0.25	< 0.19	< 0.19	< 0.15	< 0.15	< 0.15	< 0.15	< 0.15	< 0.15	< 0.15	< 0.15	< 0.15	< 0.40	< 0.26	< 0.13	< 0.26	NA	< 0.85	NA	< 0.85	< 0.85	NA	< 0.42	< 0.42
Styrene	10	100	< 0.5	< 0.5	< 0.26	< 0.26	< 0.1	< 0.1	< 0.1	< 0.1	< 0.1	< 0.1	< 0.10	< 0.10	< 0.10	< 0.39	< 0.13	< 0.065	< 0.13	NA	< 0.47	NA	< 3.0	< 3.0	NA	< 0.36	< 0.36
tert-Butylbenzene	NE	NE	< 0.2	< 0.2	< 0.24	< 0.24	< 0.14	< 0.14	< 0.14	< 0.14	< 0.14	< 0.14	< 0.14	< 0.14	< 0.14	< 0.40	< 0.24	< 0.12	< 0.24	NA	< 0.30	NA	< 0.30	< 0.30	NA	< 0.59	< 0.59
Tetrachloroethene	0.5	5	***41***	***670***	***360***	***370***	***240***	***260***	***210***	***130***	***190***	***170***	***47***	***75***	***100***	***110***	***58***	***46***	***55***	NA	***49.2***	NA	***39.6***	***45.9***	NA	***56.1 J+***	***53.2***
Toluene	160	800	< 0.5	< 0.5	< 0.15	< 0.15	< 0.11	< 0.11	< 0.11	< 0.11	< 0.11	< 0.11	< 0.11	< 0.11	< 0.11	< 0.15	0.22 J	< 0.053	< 0.11	NA	< 0.17	NA	< 0.27	< 0.27	NA	< 0.29	< 0.29
trans-1,2-Dichloroethene	20	100	< 0.5	0.50	< 0.27	< 0.27	< 0.25	< 0.25	< 0.25	< 0.25	< 0.25	< 0.25	< 0.25	< 0.25	< 0.25	< 0.35	< 0.22	< 0.11	< 0.22	NA	< 1.1	NA	< 0.46	< 0.46	NA	< 0.53	< 0.53
Trichloroethene	0.5	5	***1***	***13***	***9.8***	***10***	***4.7***	***4.4***	***3.8***	***2.8***	***3***	***2.9***	< 0.19	***1.2***	***0.99***	***0.79***	< 0.12	0.15 J	0.22 J	NA	< 0.26	NA	< 0.26	< 0.26	NA	< 0.32	< 0.32
Trichlorofluoromethane	698	3490	< 2	< 2	< 0.22	< 0.22	< 0.19	< 0.19	< 0.19	< 0.19	< 0.19	< 0.19	< 1.0	< 1.0	< 1.0	< 1.0	< 1.0	< 0.5	< 0.26	NA	< 0.21	NA	< 0.21	< 0.21	NA	< 0.42	< 0.42
Vinyl chloride	0.02	0.2	< 0.2	< 0.2	< 0.13	< 0.13	< 0.1	< 0.1	< 0.1	< 0.1	< 0.1	< 0.1	< 0.10	< 0.10	< 0.10	< 0.20	< 0.32	< 0.16	< 0.32	NA	< 0.17	NA	< 0.17	< 0.17	NA	< 0.17	< 0.17
Xylenes, Total	400	2000	< 0.5	< 0.5	< 0.3	< 0.3	< 0.068	< 0.068	< 0.068	< 0.068	< 0.068	< 0.068	< 0.068	< 0.068	< 0.068	< 0.22	< 0.12	< 0.12	< 0.23	NA	< 1.5	NA	< 1.5	< 1.5	NA	< 1.0	< 1.0
Total PCBs																										
Aroclor-1016	0.003	0.03	NA	NA	NA	NA	NA	< 0.17	NA	NA	NA	NA	NA	NA	NA	NA	NA	NA	< 0.0072	< 0.0072	< 0.0072	< 0.0072 J-	< 0.0072	< 0.0072	< 0.0072	< 0.0072	< 0.0072
Aroclor-1232	0.003	0.03	NA	NA	NA	NA	NA	< 0.091	NA	NA	NA	NA	NA	NA	NA	NA	NA	NA	< 0.0042	< 0.0042	< 0.0042	< 0.0042 J-	< 0.0042	< 0.0042	< 0.0042	< 0.0042	< 0.0042
Aroclor-1242	0.003	0.03	NA	NA	NA	NA	NA	< 0.13	NA	NA	NA	NA	NA	NA	NA	NA	NA	NA	< 0.013	< 0.013	< 0.013	< 0.013 J-	< 0.013	< 0.013	< 0.013	< 0.013	< 0.013
Aroclor-1248	0.003	0.03	NA	NA	NA	NA	NA	< 0.11	NA	NA	NA	NA	NA	NA	NA	NA	NA	NA	< 0.011	< 0.011	< 0.011	< 0.011 J-	< 0.011	< 0.011	< 0.011	< 0.011	< 0.011
Total Detected PCBs	0.003	0.03	NA	NA	NA	NA	NA	ND	NA	NA	NA	NA	NA	NA	NA	NA	NA	NA	ND	ND	< 0.026	ND	ND	ND	ND	ND	ND
Dissolved PCBs																										
Aroclor-1016	0.003	0.03	NA	NA	NA	NA	NA	NA	NA	NA	NA	NA	NA	NA	NA	NA	NA	NA	NA	NA	NA	NA	NA	NA	NA	NA	NA
Aroclor-1232	0.003	0.03	NA	NA	NA	NA	NA	NA	NA	NA	NA	NA	NA	NA	NA	NA	NA	NA	NA	NA	NA	NA	NA	NA	NA	NA	NA
Aroclor-1242	0.003	0.03	NA	NA	NA	NA	NA	NA	NA	NA	NA	NA	NA	NA	NA	NA	NA	NA	NA	NA	NA	NA	NA	NA	NA	NA	NA
Aroclor-1248	0.003	0.03	NA	NA	NA	NA	NA	NA	NA	NA	NA	NA	NA	NA	NA	NA	NA	NA	NA	NA	NA	NA	NA	NA	NA	NA	NA
Total Detected PCBs	0.003	0.03	NA	NA	NA	NA	NA	NA	NA	NA	NA	NA	NA	NA	NA	NA	NA	NA	NA	NA		NA	NA	NA	NA	NA	NA
Solids																										
Total Dissolved Solids (mg/L)	NE	NE	NA	NA	NA	NA	960	930	970	NA	NA	NA	NA	NA	NA	NA	NA	NA	784	1060	1050	1170	1070	1130	850	804	816
Total Suspended Solids (TSS) (mg/L)	NE	NE	NA	NA	NA	NA	NA	NA	NA	NA	NA	NA	NA	NA	NA	NA	NA	NA	< 2.0	2.4	< 0.95	1.0 J	< 0.95	< 0.95	1.0 J	< 0.95 J	< 0.95 J

Notes on Page 61.

Table 7: Groundwater Analytical Results Summary
Madison-Kipp Corporation
Madison, Wisconsin

WELL ID			MW-5D	MW-5D[3]	MW-5D	MW-5D	MW-5D	MW-5D	MW-5D	MW-5D	MW-5D	MW-5D	MW-5D	MW-5D	MW-5D	MW-5D	MW-5D[3]	MW-5D	MW-5D	MW-5D[3]
SCREEN INTERVAL (feet bgs)	PREVENTIVE	ENFORCEMENT	75 - 80 ft	75 - 80 ft	75 - 80 ft	75 - 80 ft	75 - 80 ft	75 - 80 ft	75 - 80 ft	75 - 80 ft	75 - 80 ft	75 - 80 ft	75 - 80 ft	75 - 80 ft	75 - 80 ft	75 - 80 ft	75 - 80 ft	75 - 80 ft	75 - 80 ft	75 - 80 ft
SAMPLE DATE	ACTION LIMIT	STANDARD	04/07/2010	04/07/2010	04/12/2012	11/28/2012	01/17/2013	02/13/2013	04/19/2013	07/18/2013	10/04/2013	04/15/2014	10/21/2014	04/13/2015	10/19/2015	01/21/2016	04/21/2016	04/21/2016	07/18/2016	10/12/2016	10/12/2016
VOCs																					
1,1,1,2-Tetrachloroethane	7	70	< 5	< 5	< 0.31	< 1.3	< 0.5	< 0.5	< 0.5	< 1.3	< 1.3	< 0.25	< 0.25	< 0.25	< 0.46	< 0.11	< 0.11	< 0.11	< 0.11	0.51	< 11
1,1,1-Trichloroethane	40	200	< 10	< 10	< 0.26	< 1	< 0.4	< 0.4	< 0.4	< 1	< 1	< 0.20	< 0.20	< 0.20	< 0.38	< 0.10	< 0.10	< 0.10	< 0.10	< 0.10	< 10
1,1,2-Trichloroethane	0.5	5	< 5	< 5	< 0.3	< 1.4	< 0.56	< 0.56	< 0.56	< 1.4	< 1.4	< 0.28	< 0.28	< 0.28	< 0.35	< 0.10	< 0.10	< 0.10	< 0.10	< 0.10	< 10
1,1-Dichloroethene	0.7	7	< 10	< 10	< 0.29	< 1.6	< 0.62	< 0.62	< 0.62	< 1.6	< 1.6	< 0.31	< 0.31	< 0.31	< 0.39	< 0.14	< 0.14	< 0.14	< 0.14	< 0.14	< 14
1,2,4-Trimethylbenzene	96	480	< 4	< 4	< 0.22	< 0.7	< 0.28	< 0.28	< 0.28	< 0.7	< 0.7	< 0.14	< 0.14	< 0.14	< 0.36	< 0.060	< 0.060	< 0.060	< 0.060	< 0.060	< 6.0
1,2-Dibromoethane	0.005	0.05	< 4	< 4	< 0.45	< 1.8	< 0.72	< 0.72	< 0.72	< 1.8	< 1.8	< 0.36	< 0.36	< 0.36	< 0.39	< 0.13	< 0.13	< 0.13	< 0.13	< 0.13	< 13
1,2-Dichlorobenzene	60	600	< 4	< 4	< 0.21	< 1.4	< 0.54	< 0.54	< 0.54	< 1.4	< 1.4	< 0.27	< 0.27	< 0.27	< 0.33	< 0.076	< 0.076	< 0.076	< 0.076	< 0.076	< 7.6
1,2-Dichloroethane	0.5	5	< 10	< 10	< 0.28	< 1.4	< 0.56	< 0.56	< 0.56	< 1.4	< 1.4	< 0.28	< 0.28	< 0.28	< 0.39	< 0.078	< 0.078	< 0.078	< 0.078	< 0.078	< 7.8
1,2-Dichloropropane	0.5	5	< 10	< 10	< 0.36	< 1	< 0.4	< 0.4	< 0.4	< 1	< 1	< 0.20	< 0.20	< 0.20	< 0.43	< 0.10	< 0.10	< 0.10	< 0.10	< 0.10	< 10
1,2,3-Trichlorobenzene	NE	NE	< 5	< 5	< 0.36	< 1.2	< 0.48	< 0.48	< 0.48	< 1.2	< 1.2	< 0.24	< 0.24	< 0.24	< 0.46	< 0.045	< 0.045	< 0.045	0.23 BJ	< 0.045	< 4.5
1,2,4-Trichlorobenzene	14	70	< 5	< 5	< 0.22	< 1.6	< 0.62	< 0.62	< 0.62	< 1.6	< 1.6	< 0.31	< 0.31	< 0.31	< 0.34	< 0.077	< 0.077	< 0.077	0.13 BJ	< 0.077	< 7.7
1,3,5-Trimethylbenzene	96	480	< 4	< 4	< 0.23	< 0.9	< 0.36	< 0.36	< 0.36	< 0.9	< 0.9	< 0.18	< 0.18	< 0.18	< 0.25	< 0.075	< 0.075	< 0.075	< 0.075	< 0.075	< 7.5
2-Butanone	800	4000	NA	NA	NA	NA	NA	NA	NA	NA	NA	NA	NA	NA	NA	< 3.0	< 3.0	< 3.0	< 3.0	< 3.0	< 300
2-Hexanone	NE	NE	NA	NA	NA	NA	NA	NA	NA	NA	NA	NA	NA	NA	NA	< 0.95	< 0.95	< 0.95	< 0.95	< 0.95	< 95
4-Methyl-2-pentanone	50	500	NA	NA	NA	NA	NA	NA	NA	NA	NA	NA	NA	NA	NA	< 0.77	< 0.77	< 0.77	< 0.77	< 0.77	< 77
Acetone	1800	9000	NA	NA	NA	NA	NA	NA	NA	NA	NA	NA	NA	NA	NA	< 3.4	< 3.4	< 3.4	< 3.4	< 3.4	< 340
Benzene	0.5	5	< 4	< 4	0.29 J	***1.1 J***	***1.2***	***1***	***0.88 J***	***1.5 J***	***2.8***	0.30 J	0.22 J	< 0.074	< 0.15	< 0.089	< 0.089	< 0.089	< 0.089	***5.7***	< 8.9
Bromodichloromethane	0.06	0.6	< 4	< 4	< 0.23	< 0.85	< 0.34	< 0.34	< 0.34	< 0.85	< 0.85	< 0.17	< 0.17	< 0.17	< 0.37	< 0.077	< 0.077	< 0.077	< 0.077	< 0.077	< 7.7
Bromoform	0.44	4.4	< 4	< 4	< 0.45	< 1.4	< 0.56	< 0.56	< 0.56	< 1.4	< 1.4	< 0.28	< 0.28	< 0.28	< 0.48	< 0.088	< 0.088	< 0.088	< 0.088	< 0.088	< 8.8
Bromomethane	1	10	< 10	< 10	< 0.49	< 1.6	< 0.62	< 0.62 *	< 0.62	< 1.6	< 1.6	< 0.31	< 0.31	< 0.31	< 0.80	< 0.59	< 0.59	< 0.59	< 0.59	< 0.59	< 59
Carbon disulfide	200	1000	NA	NA	NA	NA	NA	NA	NA	NA	NA	NA	NA	NA	NA	< 0.053	< 0.053	< 0.038	0.11 J	< 0.053	< 5.3
Carbon tetrachloride	0.5	5	< 16	< 16	< 0.28	< 1.3	< 0.52	< 0.52	< 0.52	< 1.3	< 1.3	< 0.26	< 0.26	< 0.26	< 0.38	< 0.038	< 0.038	< 0.038	< 0.038	< 0.038	< 3.8
Chloroform	0.6	6	< 4	< 4	< 0.25	< 1	***1.0 J***	< 0.4	< 0.4	< 1	< 1	< 0.20	< 0.20	< 0.20	< 0.37	< 0.062	< 0.062	< 0.062	< 0.062	***1***	< 6.2
Chloromethane	3	30	< 6	< 6	< 0.24	< 0.9	< 0.36	< 0.36	< 0.36	< 0.9	< 0.9	< 0.18	< 0.18	< 0.18	< 0.32	< 0.16	< 0.16	< 0.16	< 0.16	0.57 BJ	***100 J***
cis-1,2-Dichloroethene	7	70	***48***	***48***	***26***	***93***	***110***	***94***	***100***	***120***	***140***	***77***	***100***	***190***	***10***	0.94	***11***	***13***	3.0	***210***	***270***
Dichlorodifluoromethane	200	1000	< 10	< 10	< 0.26	< 1	< 0.4	< 0.4	< 0.4	< 1	< 1	< 0.20	< 0.20	< 0.20	< 0.54	< 0.11	< 0.11	< 0.11	< 0.11	< 0.11	< 11
Ethylbenzene	140	700	< 10	< 10	< 0.14	< 0.65	< 0.26	< 0.26	< 0.26	< 0.65	< 0.65	< 0.13	< 0.13	< 0.13	< 0.18	< 0.054	< 0.054	< 0.054	< 0.054	< 0.054	< 5.4
Isopropylbenzene	NE	NE	< 4	< 4	< 0.21	< 0.7	< 0.28	< 0.28	< 0.28	< 0.7	< 0.7	< 0.14	< 0.14	< 0.14	< 0.39	< 0.081	< 0.081	< 0.081	< 0.081	< 0.081	< 8.1
m,p-Xylene	400	2000	NA	NA	NA	NA	NA	NA	NA	NA	NA	NA	NA	NA	NA	< 0.057	< 0.057	< 0.057	< 0.057	< 0.057	< 5.7
Methyl tert-butyl ether	12	60	< 10	< 10	< 0.28	< 1.2	< 0.48	< 0.48	< 0.48	< 1.2	< 1.2	< 0.24	< 0.24	< 0.24	< 0.39	< 0.14	< 0.14	< 0.14	< 0.14	0.75	< 14
Methylene chloride	0.5	5	< 20	< 20	< 0.63	< 3.4	< 1.4	< 1.4	< 1.4	< 3.4	< 3.4	< 0.68	< 0.68	< 0.68	< 1.6	0.18 J	< 0.14	< 0.14	< 0.14	< 0.14	< 14
Naphthalene	10	100	< 5	< 5	< 0.24	< 0.8	< 0.32	< 0.32	< 0.32	< 0.8	< 0.8	< 0.16	< 0.16	< 0.16	< 0.34	< 0.088	< 0.088	< 0.088	0.22 BJ	< 0.088	< 8.8
n-Butylbenzene	NE	NE	< 4	< 4	< 0.21	< 0.65	< 0.26	< 0.26	< 0.26	< 0.65	< 0.65	< 0.13	< 0.13	< 0.13	< 0.39	< 0.14	< 0.14	< 0.14	< 0.14	< 0.14	< 14
n-Hexane	120	600	NA	NA	NA	NA	NA	NA	NA	NA	NA	NA	NA	NA	NA	< 0.21	< 0.21	< 0.21	< 0.21	< 0.21	< 21
n-Propylbenzene	NE	NE	< 10	< 10	< 0.19	< 0.65	< 0.26	< 0.26	< 0.26	< 0.65	< 0.65	< 0.13	< 0.13	< 0.13	< 0.41	< 0.10	< 0.10	< 0.10	< 0.10	< 0.10	< 10
o-Xylene	400	2000	NA	NA	NA	NA	NA	NA	NA	NA	NA	NA	NA	NA	NA	< 0.058	< 0.058	< 0.058	< 0.058	< 0.058	< 5.8
p-Isopropyltoluene	NE	NE	< 4	< 4	< 0.24	< 0.85	< 0.34	< 0.34	< 0.34	< 0.85	< 0.85	< 0.17	< 0.17	< 0.17	< 0.36	< 0.085	< 0.085	< 0.085	< 0.085	< 0.085	< 8.5
sec-Butylbenzene	NE	NE	< 5	< 5	< 0.19	< 0.75	< 0.3	< 0.3	< 0.3	< 0.75	< 0.75	< 0.15	< 0.15	< 0.15	< 0.40	< 0.13	< 0.13	< 0.13	< 0.13	< 0.13	< 13
Styrene	10	100	< 10	< 10	< 0.26	< 0.5	< 0.2	< 0.2	< 0.2	< 0.5	< 0.5	< 0.10	< 0.10	< 0.10	< 0.39	< 0.065	< 0.065	< 0.065	0.24 J	< 0.065	< 6.5
tert-Butylbenzene	NE	NE	< 4	< 4	< 0.24	< 0.7	< 0.28	< 0.28	< 0.28	< 0.7	< 0.7	< 0.14	< 0.14	< 0.14	< 0.40	< 0.12	< 0.12	< 0.12	< 0.12	< 0.12	< 12
Tetrachloroethene	0.5	5	***1100***	***890***	***400***	***2000***	***1800***	***1700***	***1200***	***2000***	***2000***	< 0.17	***8.4***	***66***	***110***	***10***	***7.5***	***7.1***	***8.2***	***3600***	***4100***
Toluene	160	800	< 10	< 10	0.30 J	< 0.55	< 0.22	< 0.22	< 0.22	< 0.55	< 0.55	< 0.11	< 0.11	< 0.11	< 0.15	< 0.053	< 0.053	< 0.053	< 0.053	0.10 J	11 J
trans-1,2-Dichloroethene	20	100	< 10	< 10	1.3	3.9 J	3.9	3.1	3.4	3.8 J	2.9 J	< 0.25	< 0.25	< 0.25	< 0.35	< 0.11	< 0.11	0.11 J	< 0.11	3.6	< 11
Trichloroethene	0.5	5	***100***	***97***	***48***	***190***	***180***	***180***	***170***	***160***	***110***	< 0.19	***2.5***	***31***	***6.4***	***0.64***	***3***	***3***	***0.7***	***150***	***180***
Trichlorofluoromethane	698	3490	< 40	< 40	< 0.22	< 0.95	< 0.38	< 0.38	< 0.38	< 0.95	< 0.95	< 1.0	< 1.0	< 1.0	< 1.0	< 0.50	< 0.50	< 0.50	< 0.50	< 0.50	< 50
Vinyl chloride	0.02	0.2	< 4	< 4	< 0.13	< 0.5	< 0.2	< 0.2	< 0.2	< 0.5	< 0.5	< 0.10	< 0.10	< 0.10	< 0.20	< 0.16	< 0.16	< 0.16	< 0.16	< 0.16	< 16
Xylenes, Total	400	2000	< 10	< 10	< 0.3	< 0.34	< 0.14	< 0.14	< 0.14	< 0.34	< 0.34	< 0.068	< 0.068	< 0.068	< 0.22	< 0.058	< 0.058	< 0.058	< 0.058	< 0.058	< 5.8
Total PCBs																					
Aroclor-1016	0.003	0.03	NA	NA	NA	NA	< 0.17	NA	NA	NA	NA	NA	NA	NA	NA	NA	NA	NA	NA	NA	NA
Aroclor-1232	0.003	0.03	NA	NA	NA	NA	< 0.094	NA	NA	NA	NA	NA	NA	NA	NA	NA	NA	NA	NA	NA	NA
Aroclor-1242	0.003	0.03	NA	NA	NA	NA	< 0.13	NA	NA	NA	NA	NA	NA	NA	NA	NA	NA	NA	NA	NA	NA
Aroclor-1248	0.003	0.03	NA	NA	NA	NA	< 0.11	NA	NA	NA	NA	NA	NA	NA	NA	NA	NA	NA	NA	NA	NA
Total Detected PCBs	0.003	0.03	NA	NA	NA	NA	ND	NA	NA	NA	NA	NA	NA	NA	NA	NA	NA	NA	NA	NA	NA
Dissolved PCBs																					
Aroclor-1016	0.003	0.03	NA	NA	NA	NA	NA	NA	NA	NA	NA	NA	NA	NA	NA	NA	NA	NA	NA	NA	NA
Aroclor-1232	0.003	0.03	NA	NA	NA	NA	NA	NA	NA	NA	NA	NA	NA	NA	NA	NA	NA	NA	NA	NA	NA
Aroclor-1242	0.003	0.03	NA	NA	NA	NA	NA	NA	NA	NA	NA	NA	NA	NA	NA	NA	NA	NA	NA	NA	NA
Aroclor-1248	0.003	0.03	NA	NA	NA	NA	NA	NA	NA	NA	NA	NA	NA	NA	NA	NA	NA	NA	NA	NA	NA
Total Detected PCBs	0.003	0.03	NA	NA	NA	NA	NA	NA	NA	NA	NA	NA	NA	NA	NA	NA	NA	NA	NA	NA	NA
Solids																					
Total Dissolved Solids (mg/L)	NE	NE	NA	NA	NA	980	930	960	NA	NA	NA	NA	NA	NA	NA	NA	NA	NA	NA	NA	NA
Total Suspended Solids (TSS) (mg/L)	NE	NE	NA	NA	NA	NA	NA	NA	NA	NA	NA	NA	NA	NA	NA	NA	NA	NA	NA	NA	NA

Notes on Page 61.

Table 7: Groundwater Analytical Results Summary
Madison-Kipp Corporation
Madison, Wisconsin

WELL ID			MW-5D	MW-5D	MW-5D	MW-5D	MW-5D	MW-5D	MW-5D	MW-5D	MW-5D	MW-5D	MW-5D2	MW-5D2	MW-5D2	MW-5D2	MW-5D2	MW-5D2	MW-5D2	MW-5D2	MW-5D2	MW-5D2
SCREEN INTERVAL (feet bgs)	PREVENTIVE	ENFORCEMENT	75 - 80 ft	75 - 80 ft	75 - 80 ft	75 - 80 ft	75 - 80 ft	75 - 80 ft	75 - 80 ft	75 - 80 ft	75 - 80 ft	75 - 80 ft	165.8 - 170.8 ft	165.8 - 170.8 ft	165.8 - 170.8 ft	165.8 - 170.8 ft	165.8 - 170.8 ft	165.8 - 170.8 ft	165.8 - 170.8 ft	165.8 - 170.8 ft	165.8 - 170.8 ft	165.8 - 170.8 ft
SAMPLE DATE	ACTION LIMIT	STANDARD	1/18/2017	04/12/2017	10/04/2017	04/03/2018	10/12/2018	04/08/2019	10/10/2019	10/16/2020	04/14/2021	10/15/2021	11/30/2012	01/17/2013	02/13/2013	04/19/2013	07/18/2013	10/09/2013	04/15/2014	10/21/2014	04/15/2015	10/22/2015
VOCs																						
1,1,1,2-Tetrachloroethane	7	70	< 11	< 0.55	< 0.22	< 0.11	< 0.55	< 5.4	0.31 J	< 0.27	< 3.6	< 3.6	NA	< 0.25	< 0.25	< 0.25	< 0.5	< 0.25	< 0.50	< 0.25	< 0.50	< 0.92
1,1,1-Trichloroethane	40	200	< 10	< 0.50	< 0.2	< 0.10	< 0.50	< 4.9	< 0.24	< 0.24	< 3.0	< 3.0	NA	< 0.2	< 0.2	< 0.2	< 0.4	< 0.2	< 0.40	< 0.20	< 0.40	< 0.76
1,1,2-Trichloroethane	0.5	5	< 10	< 0.50	< 0.2	< 0.10	< 0.50	< 11.0	< 0.55	< 0.55	< 3.4	< 3.4	NA	< 0.28	< 0.28	< 0.28	< 0.56	< 0.28	< 0.56	< 0.28	< 0.56	< 0.70
1,1-Dichloroethene	0.7	7	< 14	< 0.70	< 0.28	< 0.14	< 0.70	< 4.9	< 0.24	< 0.24	< 5.8	< 5.8	NA	< 0.31	< 0.31	< 0.31	< 0.62	< 0.31	< 0.62	< 0.31	< 0.62	< 0.78
1,2,4-Trimethylbenzene	96	480	< 6.0	< 0.30	< 0.12	< 0.060	< 0.30	< 16.8	< 0.84	< 0.84	< 4.5	< 4.5	NA	< 0.14	< 0.14	< 0.14	< 0.28	< 0.14	< 0.28	< 0.14	< 0.28	< 0.72
1,2-Dibromoethane	0.005	0.05	< 13	< 0.65	< 0.26	< 0.13	< 0.65	< 16.6	< 0.83	< 0.83	< 3.1	< 3.1	NA	< 0.36	< 0.36	< 0.36	< 0.72	< 0.36	< 0.72	< 0.36	< 0.72	< 0.77
1,2-Dichlorobenzene	60	600	< 7.6	< 0.38	< 0.15	< 0.076	< 0.38	< 14.1	< 0.71	< 0.71	< 3.3	< 3.3	NA	< 0.27	< 0.27	< 0.27	< 0.54	< 0.27	< 0.54	< 0.27	< 0.54	< 0.67
1,2-Dichloroethane	0.5	5	< 7.8	< 0.39	< 0.16	< 0.078	< 0.39	< 5.6	< 0.28	< 0.28	< 2.9	< 2.9	NA	< 0.28	< 0.28	< 0.28	< 0.56	< 0.28	< 0.56	< 0.28	< 0.56	< 0.78
1,2-Dichloropropane	0.5	5	< 10	< 0.50	< 0.2	< 0.10	< 0.50	< 5.7	< 0.28	< 0.28	< 4.5	< 4.5	NA	< 0.2	< 0.2	< 0.2	< 0.4	< 0.2	< 0.40	< 0.20	< 0.40	< 0.86
1,2,3-Trichlorobenzene	NE	NE	< 4.5	< 0.23	< 0.09	< 0.045	< 0.23	< 12.5	< 0.63	< 2.2	< 10.2	< 10.2	NA	< 0.24	< 0.24	< 0.24	< 0.48	< 0.24	< 0.48	< 0.24	< 0.48	< 0.92
1,2,4-Trichlorobenzene	14	70	< 7.7	< 0.39	< 0.15	< 0.077	< 0.39	< 19.0	< 0.95	< 0.95	< 9.5	< 9.5	NA	< 0.31	< 0.31	< 0.31	< 0.62	< 0.31	< 0.62	< 0.31	< 0.62	< 0.68
1,3,5-Trimethylbenzene	96	480	< 7.5	< 0.38	< 0.15	< 0.075	< 0.38	< 17.5	< 0.87	< 0.87	< 3.6	< 3.6	NA	< 0.18	< 0.18	< 0.18	< 0.36	< 0.18	< 0.36	< 0.18	< 0.36	< 0.51
2-Butanone	800	4000	< 300	< 15	< 6	< 3.0	< 15	< 58.7	< 2.9	< 2.9	< 65.2	< 65.2	NA	NA	NA	NA	NA	NA	NA	NA	NA	NA
2-Hexanone	NE	NE	< 95	< 4.8	< 1.9	< 0.95	< 4.8	< 49.1	< 2.5	< 5.2	< 62.8	NA	NA	NA	NA	NA	NA	NA	NA	NA	NA	NA
4-Methyl-2-pentanone	50	500	< 77	< 3.9	< 1.5	< 0.77	< 3.9	< 30.6	< 1.5	< 4.6	< 59.5	< 59.5	NA	NA	NA	NA	NA	NA	NA	NA	NA	NA
Acetone	1800	9000	< 340	< 17	< 6.8	< 3.4	< 17	< 54.8	< 2.7	< 2.7	< 86.4	< 86.4	NA	NA	NA	NA	NA	NA	NA	NA	NA	NA
Benzene	0.5	5	***9.0 J***	< 0.45	< 0.18	< 0.089	< 0.45	< 4.9	< 0.25	< 0.25	< 3.0	< 3.0	NA	< 0.074	< 0.074	< 0.074	< 0.15	< 0.074	< 0.15	< 0.074	< 0.15	< 0.29
Bromodichloromethane	0.06	0.6	< 7.7	< 0.39	< 0.15	< 0.077	< 0.39	< 7.3	< 0.36	< 0.36	< 4.2	< 4.2	NA	< 0.17	< 0.17	< 0.17	< 0.34	< 0.17	< 0.34	< 0.17	< 0.34	< 0.74
Bromoform	0.44	4.4	< 8.8	< 0.44	< 0.18	< 0.088	< 0.44	< 79.4	< 4.0	< 4.0	< 38.0	< 38.0	NA	< 0.28	< 0.28	< 0.28	< 0.56	< 0.28	< 0.56	< 0.28	< 0.56	< 0.97
Bromomethane	1	10	< 59	< 3.0	< 1.2	< 0.59	< 3.0	< 19.4	< 0.97	< 0.97	< 11.9	< 11.9	NA	< 0.31	< 0.31 *	< 0.31	< 0.62	< 0.31	< 0.62	< 0.31	< 0.62	< 1.6
Carbon disulfide	200	1000	15 J	0.70 J	< 0.11	0.10 J	< 0.27	< 7.5	< 0.37	< 0.45	< 11.0	< 11.0	NA	NA	NA	NA	NA	NA	NA	NA	NA	NA
Carbon tetrachloride	0.5	5	< 3.8	< 0.19	< 0.076	< 0.038	< 0.19	< 3.3	0.44 J	< 1.1	< 3.7	< 3.7	NA	< 0.26	< 0.26	< 0.26	< 0.52	< 0.26	< 0.52	< 0.26	< 0.52	< 0.77
Chloroform	0.6	6	***11 BJ***	< 0.31	< 0.12	< 0.062	< 0.31	< 25.5	***1.6 J***	< 1.3	< 11.8	< 11.8	NA	< 0.2	< 0.2	< 0.2	< 0.4	< 0.2	< 0.40	< 0.20	< 0.40	< 0.74
Chloromethane	3	30	< 16	< 0.80	1.4 J	< 0.16	< 1.7 U	< 43.8	< 2.2	< 2.2	< 16.4	< 16.4	NA	< 0.18	< 0.18	< 0.18	< 0.36	< 0.18	< 0.36	< 0.18	< 0.36	< 0.64
cis-1,2-Dichloroethene	7	70	***230***	***13***	4	5.8	***12***	***149***	***85.4***	***11.5***	***11.5***	***10.1***	NA	6.6	***9.2***	4.7	3.6	1.5	< 0.24	0.79 J	2.1	2.9
Dichlorodifluoromethane	200	1000	< 11	< 0.55	< 0.22	< 0.11	< 0.55	< 10	< 0.50	< 0.50	< 4.6	< 4.6	NA	< 0.2	< 0.2	< 0.2	< 0.4	< 0.2	< 0.40	< 0.20	< 0.40	< 1.1
Ethylbenzene	140	700	< 5.4	< 0.27	< 0.11	< 0.054	< 0.27	< 4.4	< 0.22	< 0.32	< 3.3	< 3.3	NA	< 0.13	< 0.13	< 0.13	< 0.26	< 0.13	< 0.26	< 0.13	< 0.26	< 0.37
Isopropylbenzene	NE	NE	< 8.1	< 0.41	< 0.16	< 0.081	< 0.41	< 7.9	< 0.39	< 1.7	< 10.0	< 10.0	NA	< 0.14	< 0.14	< 0.14	< 0.28	< 0.14	< 0.28	< 0.14	< 0.28	< 0.77
m,p-Xylene	400	2000	8.0 BJ	< 0.29	< 0.11	0.060 J	< 0.29	< 9.3	< 0.47	< 0.47	< 7.0	< 7.0	NA	NA	NA	NA	NA	NA	NA	NA	NA	NA
Methyl tert-butyl ether	12	60	< 14	< 0.70	< 0.28	< 0.14	< 0.70	< 24.9	< 1.2	< 1.2	< 11.3	< 11.3	NA	< 0.24	< 0.24	< 0.24	< 0.48	< 0.24	< 0.48	< 0.24	< 0.48	< 0.79
Methylene chloride	0.5	5	***18 BJ***	***1.3 J***	< 0.28	0.17 J	< 0.70	< 11.6	< 0.58	< 0.58	< 3.2	< 3.2	NA	< 0.68	< 0.68	< 0.68	< 1.4	***5.7***	< 1.4	< 0.68	< 1.4	< 3.3
Naphthalene	10	100	< 8.8	< 0.44	< 0.18	< 0.088	< 0.44	< 23.5	< 1.2	< 1.2	< 11.3	< 11.3	NA	< 0.16	< 0.16	< 0.16	< 0.32	< 0.16	< 0.32	< 0.16	< 0.32	< 0.67
n-Butylbenzene	NE	NE	< 14	< 0.70	< 0.28	< 0.14	< 0.70	< 14.2	< 0.71	< 0.71	< 8.6	< 8.6	NA	< 0.13	< 0.13	< 0.13	< 0.26	< 0.13	< 0.26	< 0.13	< 0.26	< 0.78
n-Hexane	120	600	< 21	< 1.1	< 0.42	< 0.21	< 1.1	< 34.2	< 1.7	< 1.7	< 14.6	< 14.6	NA	NA	NA	NA	NA	NA	NA	NA	NA	NA
n-Propylbenzene	NE	NE	< 10	< 0.50	< 0.2	< 0.10	< 0.50	< 16.2	< 0.81	< 0.81	< 3.5	< 3.5	NA	< 0.13	< 0.13	< 0.13	< 0.26	< 0.13	< 0.26	< 0.13	< 0.26	< 0.83
o-Xylene	400	2000	< 5.8	< 0.29	< 0.12	< 0.058	< 0.29	< 5.2	< 0.26	< 0.26	< 3.5	< 3.5	NA	NA	NA	NA	NA	NA	NA	NA	NA	NA
p-Isopropyltoluene	NE	NE	< 8.5	< 0.43	< 0.17	< 0.085	< 0.43	< 16.0	< 0.80	< 0.80	< 10.4	< 10.4	NA	< 0.17	< 0.17	< 0.17	< 0.34	< 0.17	< 0.34	< 0.17	< 0.34	< 0.72
sec-Butylbenzene	NE	NE	< 13	< 0.65	< 0.26	< 0.13	< 0.65	< 17.0	< 0.85	< 0.85	< 4.2	< 4.2	NA	< 0.15	< 0.15	< 0.15	< 0.3	< 0.15	< 0.30	< 0.15	< 0.30	< 0.80
Styrene	10	100	< 6.5	< 0.33	< 0.13	< 0.065	< 0.33	< 9.3	< 0.47	< 3.0	< 3.6	< 3.6	NA	< 0.1	< 0.1	< 0.1	< 0.2	< 0.1	< 0.20	< 0.10	< 0.20	< 0.77
tert-Butylbenzene	NE	NE	< 12	< 0.60	< 0.24	< 0.12	< 0.60	< 6.1	< 0.30	< 0.30	< 5.9	< 5.9	NA	< 0.14	< 0.14	< 0.14	< 0.28	< 0.14	< 0.28	< 0.14	< 0.28	< 0.80
Tetrachloroethene	0.5	5	***3500***	***190***	***68***	***57***	***150***	***2170***	***1500***	***360***	***428***	***375***	NA	***650***	***650***	***640***	***710***	***110***	***520***	***47***	***700***	***640***
Toluene	160	800	16 BJ	< 0.27	< 0.11	0.060 J	< 0.27	< 3.4	< 0.17	< 0.27	< 2.9	< 2.9	NA	0.70	0.22 J	0.35 J	2.4	0.43 J	< 0.22	< 0.11	< 0.22	< 0.30
trans-1,2-Dichloroethene	20	100	< 11	< 0.55	< 0.22	0.28 J	< 0.55	< 21.8	1.7 J	< 0.46	< 5.3	< 5.3	NA	< 0.25	< 0.25	< 0.25	< 0.5	< 0.25	< 0.50	< 0.25	< 0.50	< 0.70
Trichloroethene	0.5	5	***120 B***	***9.1***	***3.7***	***3.2***	***7.8***	***72.3***	***48.3***	***9.5***	***10.9***	***8.4 J***	NA	***9.5***	***8.4***	***7.4***	***8.1***	***6.1***	***7.1***	***2.2***	***8.2***	***9.1***
Trichlorofluoromethane	698	3490	< 50	< 2.5	< 1	< 0.5	< 0.65	< 4.3	< 0.21	< 0.21	< 4.2	< 4.2	NA	< 0.19	< 0.19	< 0.19	< 0.38	< 0.19	< 2.0	< 1.0	< 2.0	< 2.0
Vinyl chloride	0.02	0.2	< 16	< 0.80	< 0.32	< 0.16	< 0.80	< 3.5	< 0.17	< 0.17	< 1.7	< 1.7	NA	< 0.1	< 0.1	< 0.1	< 0.2	< 0.1	< 0.20	< 0.10	< 0.20	< 0.41
Xylenes, Total	400	2000	< 12	< 0.58	< 0.23	< 0.12	< 0.58	< 30.0	< 1.5	< 1.5	< 10.5	< 10.5	NA	< 0.068	< 0.068	< 0.068	< 0.14	< 0.068	< 0.14	< 0.068	< 0.14	< 0.44
Total PCBs																						
Aroclor-1016	0.003	0.03	NA	NA	NA	NA	< 0.0072	NA	NA	NA	NA	NA	NA	< 0.19	NA	NA	NA	NA	NA	NA	NA	NA
Aroclor-1232	0.003	0.03	NA	NA	NA	NA	< 0.0042	NA	NA	NA	NA	NA	NA	< 0.1	NA	NA	NA	NA	NA	NA	NA	NA
Aroclor-1242	0.003	0.03	NA	NA	NA	NA	< 0.013	NA	NA	NA	NA	NA	NA	< 0.14	NA	NA	NA	NA	NA	NA	NA	NA
Aroclor-1248	0.003	0.03	NA	NA	NA	NA	< 0.011	NA	NA	NA	NA	NA	NA	< 0.12	NA	NA	NA	NA	NA	NA	NA	NA
Total Detected PCBs	0.003	0.03	NA	NA	NA	NA	ND	NA	NA	NA	NA	NA	NA	ND	NA	NA	NA	NA	NA	NA	NA	NA
Dissolved PCBs																						
Aroclor-1016	0.003	0.03	NA	NA	NA	NA	NA	NA	NA	NA	NA	NA	NA	NA	NA	NA	NA	NA	NA	NA	NA	NA
Aroclor-1232	0.003	0.03	NA	NA	NA	NA	NA	NA	NA	NA	NA	NA	NA	NA	NA	NA	NA	NA	NA	NA	NA	NA
Aroclor-1242	0.003	0.03	NA	NA	NA	NA	NA	NA	NA	NA	NA	NA	NA	NA	NA	NA	NA	NA	NA	NA	NA	NA
Aroclor-1248	0.003	0.03	NA	NA	NA	NA	NA	NA	NA	NA	NA	NA	NA	NA	NA	NA	NA	NA	NA	NA	NA	NA
Total Detected PCBs	0.003	0.03	NA	NA	NA	NA	NA	NA	NA	NA	NA	NA	NA	NA	NA	NA	NA	NA	NA	NA	NA	NA
Solids																						
Total Dissolved Solids (mg/L)	NE	NE	NA	NA	NA	NA	708	NA	NA	NA	NA	NA	720	590	610	NA	NA	NA	NA	NA	NA	NA
Total Suspended Solids (TSS) (mg/L)	NE	NE	NA	NA	NA	NA	< 2.0	NA	NA	NA	NA	NA	NA	NA	NA	NA	NA	NA	NA	NA	NA	NA

Notes on Page 61.

Table 7: Groundwater Analytical Results Summary
Madison-Kipp Corporation
Madison, Wisconsin

WELL ID			MW-5D2	MW-5D2[3]	MW-5D2	MW-5D2	MW-5D2	MW-5D2	MW-5D2	MW-5D2	MW-5D2	MW-5D2	MW-5D2	MW-5D2	MW-5D2[3]	MW-5D2	MW-5D2	MW-5D2	MW-5D3	MW-5D3	MW-5D3	MW-5D3
SCREEN INTERVAL (feet bgs)	PREVENTIVE	ENFORCEMENT	165.8 - 170.8 ft	165.8 - 170.8 ft	165.8 - 170.8 ft	165.8 - 170.8 ft	165.8 - 170.8 ft	165.8 - 170.8 ft	165.8 - 170.8 ft	165.8 - 170.8 ft	165.8 - 170.8 ft	165.8 - 170.8 ft	165.8 - 170.8 ft	165.8 - 170.8 ft	165.8 - 170.8 ft	165.8 - 170.8 ft	165.8 - 170.8 ft	165.8 - 170.8 ft	225 - 235 ft	225 - 235 ft	225 - 235 ft	225 - 235 ft
SAMPLE DATE	ACTION LIMIT	STANDARD	01/21/2016	01/21/2016	04/21/2016	07/18/2016	10/12/2016	1/20/2017	04/12/2017	10/04/2017	04/03/2018	10/12/2018	04/10/2019	10/10/2019	10/10/2019	10/16/2020	04/14/2021	10/15/2021	11/28/2012	01/18/2013	02/13/2013	04/21/2013
VOCs																						
1,1,1,2-Tetrachloroethane	7	70	< 1.1	< 1.1	< 4.4	< 1.1	< 2.2	< 2.2	< 2.2	< 2.2	< 0.55	< 5.5	< 5.4	1.2	1.1	1.2	< 8.9	< 8.9	< 0.25	< 0.25	< 0.25	< 0.25
1,1,1-Trichloroethane	40	200	< 1.0	< 1.0	< 4.0	< 1.0	< 2.0	< 2.0	< 2.0	< 2	< 0.50	< 5.0	< 4.9	< 0.24	< 0.24	< 0.24	< 7.6	< 7.6	< 0.2	< 0.2	< 0.2	< 0.2
1,1,2-Trichloroethane	0.5	5	< 1.0	< 1.0	< 4.0	< 1.0	< 2.0	< 2.0	< 2.0	< 2	< 0.50	< 5.0	< 11.0	< 0.55	< 0.55	< 0.55	< 8.6	< 8.6	< 0.28	< 0.28	< 0.28	< 0.28
1,1-Dichloroethene	0.7	7	< 1.4	< 1.4	< 5.6	< 1.4	< 2.8	< 2.8	< 2.8	< 2.8	< 0.70	< 7.0	< 4.9	0.29 J	< 0.24	< 0.24	< 14.6	< 14.6	< 0.31	< 0.31	< 0.31	< 0.31
1,2,4-Trimethylbenzene	96	480	< 0.60	< 0.60	< 2.4	< 0.60	< 1.2	< 1.2	< 1.2	< 1.2	< 0.30	< 3.0	< 16.8	< 0.84	< 0.84	< 0.84	< 11.2	< 11.2	< 0.14	< 0.14	< 0.14	< 0.14
1,2-Dibromoethane	0.005	0.05	< 1.3	< 1.3	< 5.2	< 1.3	< 2.6	< 2.6	< 2.6	< 2.6	< 0.65	< 6.5	< 16.6	< 0.83	< 0.83	< 0.83	< 7.7	< 7.7	< 0.36	< 0.36	< 0.36	< 0.36
1,2-Dichlorobenzene	60	600	< 0.76	< 0.76	< 3.0	< 0.76	< 1.5	< 1.5	< 1.5	< 1.5	< 0.38	< 3.8	< 14.1	< 0.71	< 0.71	< 0.71	< 8.1	< 8.1	< 0.27	< 0.27	< 0.27	< 0.27
1,2-Dichloroethane	0.5	5	< 0.78	< 0.78	< 3.1	< 0.78	< 1.6	< 1.6	< 1.6	< 1.6	< 0.39	< 3.9	< 5.6	< 0.28	< 0.28	< 0.28	< 7.3	< 7.3	< 0.28	< 0.28	< 0.28	< 0.28
1,2-Dichloropropane	0.5	5	< 1.0	< 1.0	< 4.0	< 1.0	< 2.0	< 2.0	< 2.0	< 2	< 0.50	< 5.0	< 5.7	< 0.28	< 0.28	< 0.28	< 11.2	< 11.2	< 0.2	< 0.2	< 0.2	< 0.2
1,2,3-Trichlorobenzene	NE	NE	< 0.45	< 0.45	7.2 BJ	< 0.45	< 0.90	< 0.90	< 0.90	< 0.9	< 0.23	< 2.3	< 12.5	< 0.63	< 0.63	< 2.2	< 25.5	< 25.5	< 0.24	< 0.24	< 0.24	< 0.24
1,2,4-Trichlorobenzene	14	70	< 0.77	< 0.77	5.2 J	< 0.77	< 1.5	< 1.5	< 1.5	< 1.5	< 0.39	< 3.9	< 19.0	< 0.95	< 0.95	< 0.95	< 23.8	< 23.8	< 0.31	< 0.31	< 0.31	< 0.31
1,3,5-Trimethylbenzene	96	480	< 0.75	< 0.75	< 3.0	< 0.75	< 1.5	< 1.5	< 1.5	< 1.5	< 0.38	< 3.8	< 17.5	< 0.87	< 0.87	< 0.87	< 8.9	< 8.9	< 0.18	< 0.18	< 0.18	< 0.18
2-Butanone	800	4000	< 30	< 30	< 120	< 30	< 60	< 60	< 60	< 60	< 15	< 150	< 58.7	< 2.9	< 2.9	< 2.9	< 163	< 163	NA	NA	NA	NA
2-Hexanone	NE	NE	< 9.5	< 9.5	< 38	< 9.5	< 19	< 19	< 19	< 19	< 4.8	< 48	< 49.1	< 2.5	< 2.5	< 5.2	< 157	< 157	NA	NA	NA	NA
4-Methyl-2-pentanone	50	500	< 7.7	< 7.7	< 31	< 7.7	< 15	< 15	< 15	< 15	< 3.9	< 39	< 30.6	< 1.5	< 1.5	< 4.6	< 149	< 149	NA	NA	NA	NA
Acetone	1800	9000	< 34	< 34	< 140	< 34	< 68	< 68	< 68	< 68	< 17	< 170	< 54.8	< 2.7	< 2.7	< 2.7	< 216	< 216	NA	NA	NA	NA
Benzene	0.5	5	< 0.89	< 0.89	< 3.6	< 0.89	< 1.8	< 1.8	< 1.8	< 1.8	< 0.45	< 4.5	< 4.9	< 0.25	< 0.25	< 0.25	< 7.4	< 7.4	< 0.074	0.28 J	< 0.074	< 0.074
Bromodichloromethane	0.06	0.6	< 0.77	< 0.77	< 3.1	< 0.77	< 1.5	< 1.5	< 1.5	< 1.5	< 0.39	< 3.9	< 7.3	< 0.36	< 0.36	< 0.36	< 10.4	< 10.4	< 0.17	< 0.17	< 0.17	< 0.17
Bromoform	0.44	4.4	< 0.88	< 0.88	< 3.5	< 0.88	< 1.8	< 1.8	< 1.8	< 1.8	< 0.44	< 4.4	< 79.4	< 4.0	< 4.0	< 4.0	< 95.0	< 95.0	< 0.28	< 0.28	< 0.28	< 0.28
Bromomethane	1	10	< 5.9	< 5.9	< 24	< 5.9	< 12	< 12	< 12	< 12	< 3.0	< 30	< 19.4	< 0.97	< 0.97	< 0.97	< 29.8	< 29.8	< 0.31	< 0.31	< 0.31 *	< 0.31
Carbon disulfide	200	1000	< 0.53	< 0.53	< 2.1	< 0.53	< 1.1	< 1.1	< 1.1	< 1.1	< 0.27	< 2.7	< 7.5	< 0.37	< 0.37	< 0.45	< 27.6	< 27.6	NA	NA	NA	NA
Carbon tetrachloride	0.5	5	< 0.38	< 0.38	< 1.5	< 0.38	< 0.76	< 0.76	< 0.76	< 0.76	< 0.19	< 1.9	< 3.3	< 0.17	< 0.17	< 1.1	< 9.2	< 9.2	< 0.26	< 0.26	< 0.26	< 0.26
Chloroform	0.6	6	< 0.62	< 0.62	< 2.5	< 0.62	< 1.2	< 1.2	***2.2 J***	< 1.2	< 0.31	< 3.1	< 25.5	< 1.3	< 1.3	< 1.3	< 29.6	< 29.6	< 0.2	< 0.2	< 0.2	< 0.2
Chloromethane	3	30	< 1.6	< 1.6	< 6.4	< 1.6	***11 BJ***	***5.8 BJ***	< 3.2	***4.2 J+***	< 0.80	< 15 U	< 43.8	< 2.2	< 2.2	< 2.2	< 40.9	< 40.9	< 0.18	< 0.18	< 0.18	< 0.18
cis-1,2-Dichloroethene	7	70	1.4 J	1.6 J	< 4.4	6.1	< 2.2	< 2.2	2.2 J	4.8 J	< 0.55	***10 J***	***15.0 J***	***10.9***	***11.3***	***12.8***	< 11.8	***22.2 J***	3.1	***12***	***12***	1.6
Dichlorodifluoromethane	200	1000	< 1.1	< 1.1	< 4.4	< 1.1	< 2.2	< 2.2	< 2.2	< 2.2	< 0.55	< 5.5	< 10	< 0.50	< 0.50	< 0.50	< 11.4	< 11.4	< 0.2	< 0.2	< 0.2	< 0.2
Ethylbenzene	140	700	< 0.54	< 0.54	< 2.2	< 0.54	< 1.1	< 1.1	< 1.1	< 1.1	< 0.27	< 2.7	< 4.4	< 0.22	< 0.22	< 0.32	< 8.1	< 8.1	< 0.13	< 0.13	< 0.13	< 0.13
Isopropylbenzene	NE	NE	< 0.81	< 0.81	< 3.2	< 0.81	< 1.6	< 1.6	< 1.6	< 1.6	< 0.41	< 4.1	< 7.9	< 0.39	< 0.39	< 1.7	< 25.0	< 25.0	< 0.14	< 0.14	< 0.14	< 0.14
m,p-Xylene	400	2000	< 0.57	< 0.57	< 2.3	< 0.57	< 1.1	1.6 BJ	< 1.1	1.2 BJ	< 0.29	< 2.9	< 9.3	< 0.47	< 0.47	< 0.47	< 17.5	< 17.5	NA	NA	NA	NA
Methyl tert-butyl ether	12	60	< 1.4	< 1.4	< 5.6	< 1.4	< 2.8	< 2.8	< 2.8	< 2.8	< 0.70	< 7.0	< 24.9	< 1.2	< 1.2	< 1.2	< 28.2	< 28.2	< 0.24	< 0.24	< 0.24	< 0.24
Methylene chloride	0.5	5	< 1.4	< 1.4	< 5.6	< 1.4	< 2.8	***3.4 BJ***	< 2.8	< 2.8	***0.90 J+***	< 7.0	< 11.6	< 0.58	< 0.58	< 0.58	< 8.0	< 8.0	< 0.68	< 0.68	< 0.68	< 0.68
Naphthalene	10	100	< 0.88	< 0.88	***12 BJ***	< 0.88	< 1.8	< 1.8	< 1.8	< 1.8	< 0.44	< 4.4	< 23.5	< 1.2	< 1.2	< 1.2	< 28.2	< 28.2	< 0.16	< 0.16	< 0.16	< 0.16
n-Butylbenzene	NE	NE	< 1.4	< 1.4	< 5.6	< 1.4	< 2.8	< 2.8	< 2.8	< 2.8	< 0.70	< 7.0	< 14.2	< 0.71	< 0.71	< 0.71	< 21.4	< 21.4	< 0.13	< 0.13	< 0.13	< 0.13
n-Hexane	120	600	< 2.1	< 2.1	< 8.4	< 2.1	< 4.2	< 4.2	< 4.2	< 4.2	< 1.1	< 11	< 34.2	< 1.7	< 1.7	< 1.7	< 36.6	< 36.6	NA	NA	NA	NA
n-Propylbenzene	NE	NE	< 1.0	< 1.0	< 4.0	< 1.0	< 2.0	< 2.0	< 2.0	< 2	< 0.50	< 5.0	< 16.2	< 0.81	< 0.81	< 0.81	< 8.6	< 8.6	< 0.13	< 0.13	< 0.13	< 0.13
o-Xylene	400	2000	< 0.58	< 0.58	< 2.3	< 0.58	< 1.2	1.4 BJ	< 1.2	< 1.2	< 0.29	< 2.9	< 5.2	< 0.26	< 0.26	< 0.26	< 8.7	< 8.7	NA	NA	NA	NA
p-Isopropyltoluene	NE	NE	< 0.85	< 0.85	< 3.4	< 0.85	< 1.7	< 1.7	< 1.7	< 1.7	< 0.43	< 4.3	< 16.0	< 0.80	< 0.80	< 0.80	< 26.1	< 26.1	< 0.17	< 0.17	< 0.17	< 0.17
sec-Butylbenzene	NE	NE	< 1.3	< 1.3	< 5.2	< 1.3	< 2.6	< 2.6	< 2.6	< 2.6	< 0.65	< 6.5	< 17.0	< 0.85	< 0.85	< 0.85	< 10.6	< 10.6	< 0.15	< 0.15	< 0.15	< 0.15
Styrene	10	100	< 0.65	< 0.65	< 2.6	< 0.65	< 1.3	< 1.3	< 1.3	1.4 BJ	< 0.33	< 3.3	< 9.3	< 0.47	< 0.47	< 3.0	< 8.9	< 8.9	< 0.1	< 0.1	< 0.1	< 0.1
tert-Butylbenzene	NE	NE	< 1.2	< 1.2	< 4.8	< 1.2	< 2.4	< 2.4	< 2.4	< 2.4	< 0.60	< 6.0	< 6.1	< 0.30	< 0.30	< 0.30	< 14.7	< 14.7	< 0.14	< 0.14	< 0.14	< 0.14
Tetrachloroethene	0.5	5	***380***	***380***	***160***	***970***	***550***	***570***	***670***	***940***	***210***	***1900***	***2150***	***2150***	***2120***	***4000***	***1780***	***3540***	***19***	***0.59 J***	***0.83 J***	***1.8***
Toluene	160	800	< 0.53	< 0.53	< 2.1	< 0.53	< 1.1	3.2 BJ	< 1.1	1.2 BJ	< 0.27	< 2.7	< 3.4	< 0.17	< 0.17	< 0.27	< 7.2	< 7.2	< 0.11	< 0.11	< 0.11	0.29 J
trans-1,2-Dichloroethene	20	100	< 1.1	< 1.1	< 4.4	< 1.1	< 2.2	< 2.2	< 2.2	< 2.2	< 0.55	< 5.5	< 21.8	< 1.1	< 1.1	0.53 J	< 13.2	< 13.2	< 0.25	< 0.25	< 0.25	< 0.25
Trichloroethene	0.5	5	***4.7 J***	***5.5***	< 2.5	***13***	***8.4 J***	***6.6 BJ***	***7.8 J***	***12***	***2.3 J***	***25 J***	***26.7***	***29.2***	***30.2***	***27.9***	***19.7 J***	***43.8***	***2.6***	< 0.19	< 0.19	< 0.19
Trichlorofluoromethane	698	3490	< 5.0	< 5.0	< 20	< 5.0	< 10	< 10	< 10	< 10	< 2.5	< 6.5	< 4.3	< 0.21	< 0.21	< 0.21	< 10.5	< 10.5	< 0.19	< 0.19	< 0.19	< 0.19
Vinyl chloride	0.02	0.2	< 1.6	< 1.6	< 6.4	< 1.6	< 3.2	< 3.2	< 3.2	< 3.2	< 0.80	< 8.0	< 3.5	< 0.17	< 0.17	< 0.17	< 4.4	< 4.4	< 0.1	< 0.1	< 0.1	< 0.1
Xylenes, Total	400	2000	< 0.58	< 0.58	< 2.3	< 0.58	< 1.2	3.0 BJ	< 2.3	< 2.3	< 0.58	< 5.8	< 30.0	< 1.5	< 1.5	< 1.5	< 26.2	< 26.2	< 0.068	< 0.068	< 0.068	< 0.068
Total PCBs																						
Aroclor-1016	0.003	0.03	NA	NA	NA	NA	NA	NA	NA	NA	NA	NA	NA	NA	NA	NA	NA	NA	NA	< 0.16	NA	NA
Aroclor-1232	0.003	0.03	NA	NA	NA	NA	NA	NA	NA	NA	NA	NA	NA	NA	NA	NA	NA	NA	NA	< 0.09	NA	NA
Aroclor-1242	0.003	0.03	NA	NA	NA	NA	NA	NA	NA	NA	NA	NA	NA	NA	NA	NA	NA	NA	NA	< 0.13	NA	NA
Aroclor-1248	0.003	0.03	NA	NA	NA	NA	NA	NA	NA	NA	NA	NA	NA	NA	NA	NA	NA	NA	NA	< 0.11	NA	NA
Total Detected PCBs	0.003	0.03	NA	NA	NA	NA	NA	NA	NA	NA	NA	NA	NA	NA	NA	NA	NA	NA	NA	ND	NA	NA
Dissolved PCBs																						
Aroclor-1016	0.003	0.03	NA	NA	NA	NA	NA	NA	NA	NA	NA	NA	NA	NA	NA	NA	NA	NA	NA	NA	NA	NA
Aroclor-1232	0.003	0.03	NA	NA	NA	NA	NA	NA	NA	NA	NA	NA	NA	NA	NA	NA	NA	NA	NA	NA	NA	NA
Aroclor-1242	0.003	0.03	NA	NA	NA	NA	NA	NA	NA	NA	NA	NA	NA	NA	NA	NA	NA	NA	NA	NA	NA	NA
Aroclor-1248	0.003	0.03	NA	NA	NA	NA	NA	NA	NA	NA	NA	NA	NA	NA	NA	NA	NA	NA	NA	NA	NA	NA
Total Detected PCBs	0.003	0.03	NA	NA	NA	NA	NA	NA	NA	NA	NA	NA	NA	NA	NA	NA	NA	NA	NA	NA	NA	NA
Solids																						
Total Dissolved Solids (mg/L)	NE	NE	NA	NA	NA	NA	NA	NA	NA	NA	NA	NA	NA	NA	NA	NA	NA	NA	360	290	300	NA
Total Suspended Solids (TSS) (mg/L)	NE	NE	NA	NA	NA	NA	NA	NA	NA	NA	NA	NA	NA	NA	NA	NA	NA	NA	NA	NA	NA	NA

Notes on Page 61.

Table 7: Groundwater Analytical Results Summary
Madison-Kipp Corporation
Madison, Wisconsin

WELL ID			MW-5D3	MW-5D3	MW-5D3	MW-5D3	MW-5D3	MW-5D3	MW-5D3	MW-5D3	MW-5D3	MW-5D3	MW-5D3	MW-5D3	MW-5D3	MW-5D3	MW-5D3	MW-5D3	MW-5D3	MW-5D3	MW-5D3
SCREEN INTERVAL (feet bgs)	PREVENTIVE	ENFORCEMENT	225 - 235 ft	225 - 235 ft	225 - 235 ft	225 - 235 ft	225 - 235 ft	225 - 235 ft	225 - 235 ft	225 - 235 ft	225 - 235 ft	225 - 235 ft	225 - 235 ft	225 - 235 ft	225 - 235 ft	225 - 235 ft	225 - 235 ft	225 - 235 ft	225 - 235 ft	225 - 235 ft	225 - 235 ft
SAMPLE DATE	ACTION LIMIT	STANDARD	07/17/2013	10/07/2013	04/16/2014	10/20/2014	04/13/2015	10/21/2015	01/21/2016	04/21/2016	07/20/2016	10/12/2016	1/19/2017	04/12/2017	10/04/2017	04/03/2018	10/11/2018	04/10/2019	10/10/2019	10/16/2020	04/14/2021	10/14/2021
VOCs																					
1,1,1,2-Tetrachloroethane	7	70	< 0.25	< 0.25	< 0.25	< 0.25	< 0.25	< 0.46	< 0.11	< 0.11	< 0.11	< 0.11	< 0.11	< 0.11	< 0.11	< 0.11	< 0.11	< 0.27	< 0.27	< 0.27	< 0.36	< 0.36
1,1,1-Trichloroethane	40	200	< 0.2	< 0.2	< 0.20	< 0.20	< 0.20	< 0.38	< 0.10	< 0.10	< 0.10	< 0.10	< 0.10	< 0.10	< 0.1	< 0.10	< 0.10	< 0.24	< 0.24	< 0.24	< 0.30	< 0.30
1,1,2-Trichloroethane	0.5	5	< 0.28	< 0.28	< 0.28	< 0.28	< 0.28	< 0.35	< 0.10	< 0.10	< 0.10	< 0.10	< 0.10	< 0.10	< 0.1	< 0.10	< 0.10	< 0.55	< 0.55	< 0.55	< 0.34	< 0.34
1,1-Dichloroethene	0.7	7	< 0.31	< 0.31	< 0.31	< 0.31	< 0.31	< 0.39	< 0.14	< 0.14	< 0.14	< 0.14	< 0.14	< 0.14	< 0.14	< 0.14	< 0.14	< 0.24	< 0.24	< 0.24	< 0.58	< 0.58
1,2,4-Trimethylbenzene	96	480	< 0.14	< 0.14	< 0.14	< 0.14	< 0.14	< 0.36	< 0.060	< 0.060	< 0.060	< 0.060	< 0.060	< 0.060	< 0.06	< 0.060	< 0.060	< 0.84	< 0.84	< 0.84	< 0.45	< 0.45
1,2-Dibromoethane	0.005	0.05	< 0.36	< 0.36	< 0.36	< 0.36	< 0.36	< 0.39	< 0.13	< 0.13	< 0.13	< 0.13	< 0.13	< 0.13	< 0.13	< 0.13	< 0.13	< 0.83	< 0.83	< 0.83	< 0.31	< 0.31
1,2-Dichlorobenzene	60	600	< 0.27	< 0.27	< 0.27	< 0.27	< 0.27	< 0.33	< 0.076	< 0.076	< 0.076	< 0.076	< 0.076	< 0.076	< 0.076	< 0.076	< 0.076	< 0.71	< 0.71	< 0.71	< 0.33	< 0.33
1,2-Dichloroethane	0.5	5	< 0.28	< 0.28	< 0.28	< 0.28	< 0.28	< 0.39	< 0.078	< 0.078	< 0.078	< 0.078	< 0.078	< 0.078	< 0.078	< 0.078	< 0.078	< 0.28	< 0.28	< 0.28	< 0.29	< 0.29
1,2-Dichloropropane	0.5	5	< 0.2	< 0.2	< 0.20	< 0.20	< 0.20	< 0.43	< 0.10	< 0.10	< 0.10	< 0.10	< 0.10	< 0.10	< 0.1	< 0.10	< 0.10	< 0.28	< 0.28	< 0.28	< 0.45	< 0.45
1,2,3-Trichlorobenzene	NE	NE	< 0.24	< 0.24	< 0.24	< 0.24	< 0.24	< 0.46	0.18 J	< 0.045	< 0.045	< 0.045	< 0.045	< 0.045	< 0.045	< 0.045	< 0.045	< 0.63	< 0.63	< 2.2	< 1.0	< 1.0
1,2,4-Trichlorobenzene	14	70	< 0.31	< 0.31	< 0.31	< 0.31	< 0.31	< 0.34	0.13 J	< 0.077	< 0.077	< 0.077	< 0.077	< 0.077	< 0.077	< 0.077	< 0.077	< 0.95	< 0.95	< 0.95	< 0.95	< 0.95
1,3,5-Trimethylbenzene	96	480	< 0.18	< 0.18	< 0.18	< 0.18	< 0.18	< 0.25	< 0.075	< 0.075	< 0.075	< 0.075	< 0.075	< 0.075	< 0.075	< 0.075	< 0.075	< 0.87	< 0.87	< 0.87	< 0.36	< 0.36
2-Butanone	800	4000	NA	NA	NA	NA	NA	NA	< 3.0	< 3.0	< 3.0	< 3.0	< 3.0	< 3.0	< 3	< 3.0	< 3.0	< 2.9	< 2.9	< 2.9	< 6.5	< 6.5
2-Hexanone	NE	NE	NA	NA	NA	NA	NA	NA	< 0.95	< 0.95	< 0.95	< 0.95	< 0.95	< 0.95	< 0.95	< 0.95	< 0.95	< 2.5	< 2.5	< 5.2	< 6.3	< 6.3
4-Methyl-2-pentanone	50	500	NA	NA	NA	NA	NA	NA	< 0.77	< 0.77	< 0.77	< 0.77	< 0.77	< 0.77	< 0.77	< 0.77	< 0.77	< 1.5	< 1.5	< 4.6	< 6.0	< 6.0
Acetone	1800	9000	NA	NA	NA	NA	NA	NA	< 3.4	< 3.4	< 3.4	< 3.4	9.6 J+	15 BJ	< 3.4	< 3.4	< 4.6 U	< 2.7	< 2.7	< 2.7	< 8.6	< 8.6
Benzene	0.5	5	< 0.074	< 0.074	< 0.074	< 0.074	< 0.074	< 0.15	< 0.089	< 0.089	< 0.089	0.19 J	0.15 BJ	< 0.089	< 0.089	< 0.089	< 0.089	< 0.25	< 0.25	< 0.25	< 0.30	< 0.30
Bromodichloromethane	0.06	0.6	< 0.17	< 0.17	< 0.17	< 0.17	< 0.17	< 0.37	< 0.077	< 0.077	< 0.077	< 0.077	< 0.077	< 0.077	< 0.077	< 0.077	< 0.077	< 0.36	< 0.36	< 0.36	< 0.42	< 0.42
Bromoform	0.44	4.4	< 0.28	< 0.28	< 0.28	< 0.28	< 0.28	< 0.48	< 0.088	< 0.088	< 0.088	< 0.088	< 0.088	< 0.088	< 0.088	< 0.088	< 0.088	< 4.0	< 4.0	< 4.0	< 3.8	< 3.8
Bromomethane	1	10	< 0.31	< 0.31	< 0.31	< 0.31 *	< 0.31	< 0.80	< 0.59	< 0.59	< 0.59	< 0.59	< 0.59	< 0.59	< 0.59	< 0.59	< 0.59	< 0.97	< 0.97	< 0.97	< 1.2	< 1.2
Carbon disulfide	200	1000	NA	NA	NA	NA	NA	NA	< 0.053	< 0.053	0.10 J	< 0.053	< 0.053	< 0.053	< 0.053	0.080 J	< 0.053	< 0.37	< 0.37	< 0.45	< 1.1	< 1.1
Carbon tetrachloride	0.5	5	< 0.26	< 0.26	< 0.26	< 0.26	< 0.26	< 0.38	< 0.038	< 0.038	< 0.038	< 0.038	< 0.038	< 0.038	< 0.038	< 0.038	< 0.038	< 0.17	< 0.17	< 1.1	< 0.37	< 0.37
Chloroform	0.6	6	< 0.2	< 0.2	< 0.20	< 0.20	< 0.20	< 0.37	< 0.062	< 0.062	< 0.062	< 0.062	< 0.062	< 0.062	< 0.062	< 0.062	< 0.062	< 1.3	< 1.3	< 1.3	< 1.2	< 1.2
Chloromethane	3	30	< 0.18	< 0.18	< 0.18	< 0.18	< 0.18	< 0.32	< 0.16	< 0.16	< 0.16	0.67 BJ	0.37 BJ	< 0.16	0.22 J+	< 0.16	< 0.56 U	< 2.2	< 2.2	< 2.2	< 1.6	< 1.6
cis-1,2-Dichloroethene	7	70	2.1	4.5	< 0.12	< 0.12	< 0.12	< 0.41	0.19 J	< 0.11	< 0.11	< 0.11	< 0.11	< 0.11	< 0.11	< 0.11	< 0.11	< 0.27	< 0.27	< 0.27	< 0.47	< 0.47
Dichlorodifluoromethane	200	1000	< 0.2	< 0.2	< 0.20	< 0.20	< 0.20	< 0.54	< 0.11	< 0.11	0.11 J	< 0.11	< 0.11	< 0.11	< 0.11	< 0.11	< 0.11	< 0.50	< 0.50	< 0.50	< 0.46	< 0.46
Ethylbenzene	140	700	0.32 J	< 0.13	< 0.13	< 0.13	< 0.13	< 0.18	< 0.054	< 0.054	0.18 J	< 0.054	< 0.054	< 0.054	< 0.054	< 0.054	< 0.054	< 0.22	< 0.22	< 0.32	< 0.33	< 0.33
Isopropylbenzene	NE	NE	< 0.14	< 0.14	< 0.14	< 0.14	< 0.14	< 0.39	< 0.081	< 0.081	< 0.081	< 0.081	< 0.081	< 0.081	< 0.081	< 0.081	< 0.081	< 0.39	< 0.39	< 1.7	< 1.0	< 1.0
m,p-Xylene	400	2000	NA	NA	NA	NA	NA	NA	< 0.057	< 0.057	0.49 J	< 0.057	< 0.057	< 0.057	0.06 BJ	< 0.057	< 0.057	< 0.47	< 0.47	< 0.47	< 0.70	< 0.70
Methyl tert-butyl ether	12	60	< 0.24	< 0.24	< 0.24	< 0.24	< 0.24	< 0.39	< 0.14	< 0.14	< 0.14	< 0.14	< 0.14	< 0.14	< 0.14	< 0.14	< 0.14	< 1.2	< 1.2	< 1.2	< 1.1	< 1.1
Methylene chloride	0.5	5	< 0.68	< 0.68	< 0.68	< 0.68	< 0.68	< 1.6	0.16 J	< 0.14	< 0.14	< 0.14	0.17 BJ	< 0.14	< 0.14	< 0.14	< 0.29 U	< 0.58	< 0.58	< 0.58	< 0.32	< 0.32
Naphthalene	10	100	< 0.16	< 0.16	< 0.16	< 0.16	< 0.16	< 0.34	< 0.088	< 0.088	< 0.088	< 0.088	< 0.088	0.36 BJ	< 0.088	< 0.088	< 0.088	< 1.2	< 1.2	< 1.2	< 1.1	< 1.1
n-Butylbenzene	NE	NE	< 0.13	< 0.13	< 0.13	< 0.13	< 0.13	< 0.39	< 0.14	< 0.14	< 0.14	< 0.14	< 0.14	< 0.14	< 0.14	< 0.14	< 0.14	< 0.71	< 0.71	< 0.71	< 0.86	< 0.86
n-Hexane	120	600	NA	NA	NA	NA	NA	NA	< 0.21	< 0.21	< 0.21	< 0.21	< 0.21	< 0.21	< 0.21	< 0.21	< 0.21	< 1.7	< 1.7	< 1.7	< 1.5	< 1.5
n-Propylbenzene	NE	NE	< 0.13	< 0.13	< 0.13	< 0.13	< 0.13	< 0.41	< 0.10	< 0.10	< 0.10	< 0.10	< 0.10	< 0.10	< 0.1	< 0.10	< 0.10	< 0.81	< 0.81	< 0.81	< 0.35	< 0.35
o-Xylene	400	2000	NA	NA	NA	NA	NA	NA	< 0.058	< 0.058	0.24 J	< 0.058	< 0.058	< 0.058	< 0.058	< 0.058	< 0.058	< 0.26	< 0.26	< 0.26	< 0.35	< 0.35
p-Isopropyltoluene	NE	NE	< 0.17	< 0.17	< 0.17	< 0.17	< 0.17	< 0.36	< 0.085	< 0.085	< 0.085	< 0.085	< 0.085	< 0.085	< 0.085	< 0.085	< 0.085	< 0.80	< 0.80	< 0.80	< 1.0	< 1.0
sec-Butylbenzene	NE	NE	< 0.15	< 0.15	< 0.15	< 0.15	< 0.15	< 0.40	< 0.13	< 0.13	< 0.13	< 0.13	< 0.13	< 0.13	< 0.13	< 0.13	< 0.13	< 0.85	< 0.85	< 0.85	< 0.42	< 0.42
Styrene	10	100	< 0.1	< 0.1	< 0.10	< 0.10	< 0.10	< 0.39	< 0.065	< 0.065	< 0.065	< 0.065	< 0.065	< 0.065	< 0.065	< 0.065	< 0.065	< 0.47	< 0.47	< 3.0	< 0.36	< 0.36
tert-Butylbenzene	NE	NE	< 0.14	< 0.14	< 0.14	< 0.14	< 0.14	< 0.40	< 0.12	< 0.12	< 0.12	< 0.12	< 0.12	< 0.12	< 0.12	< 0.12	< 0.12	< 0.30	< 0.30	< 0.30	< 0.59	< 0.59
Tetrachloroethene	0.5	5	***0.78 J***	***1.5***	< 0.17	< 0.17	< 0.17	< 0.37	0.14 J	< 0.081	0.10 J	0.22 J	< 0.081	0.25 BJ	< 0.081	< 0.081	< 0.081	< 0.33	< 0.33	< 0.33	< 0.41	< 0.41
Toluene	160	800	0.53	0.20 J	< 0.11	< 0.11	< 0.11	< 0.15	0.080 J	< 0.053	< 0.053	0.15 J	0.17 BJ	< 0.053	0.08 BJ	0.12 J	< 0.053	< 0.17	< 0.17	< 0.27	< 0.29	< 0.29
trans-1,2-Dichloroethene	20	100	< 0.25	< 0.25	< 0.25	< 0.25	< 0.25	< 0.35	< 0.11	< 0.11	< 0.11	< 0.11	< 0.11	< 0.11	< 0.11	< 0.11	< 0.11	< 1.1	< 1.1	< 0.46	< 0.53	< 0.53
Trichloroethene	0.5	5	< 0.19	0.29 J	< 0.19	< 0.19	< 0.19	< 0.16	< 0.062	< 0.062	< 0.062	< 0.062	0.16 BJ	0.18 J	< 0.062	< 0.062	< 0.062	< 0.26	< 0.26	< 0.26	< 0.32	< 0.32
Trichlorofluoromethane	698	3490	< 0.19	< 0.19	< 1.0	< 1.0	< 1.0	< 1.0	< 0.50	< 0.50	< 0.50	< 0.50	< 0.50	< 0.50	< 0.5	< 0.5	< 0.13	< 0.21	< 0.21	< 0.21	< 0.42	< 0.42
Vinyl chloride	0.02	0.2	< 0.1	< 0.1	< 0.10	< 0.10	< 0.10	< 0.20	< 0.16	< 0.16	< 0.16	< 0.16	< 0.16	< 0.16	< 0.16	< 0.16	< 0.16	< 0.17	< 0.17	< 0.17	< 0.17	< 0.17
Xylenes, Total	400	2000	0.68 J	< 0.068	< 0.068	< 0.068	< 0.068	0.25 J	< 0.058	< 0.058	0.73	< 0.058	< 0.12	< 0.12	< 0.12	< 0.12	< 0.12	< 1.5	< 1.5	< 1.5	< 1.0	< 1.0
Total PCBs																					
Aroclor-1016	0.003	0.03	NA	NA	NA	NA	NA	NA	NA	NA	NA	NA	NA	NA	NA	NA	NA	NA	NA	NA	NA	NA
Aroclor-1232	0.003	0.03	NA	NA	NA	NA	NA	NA	NA	NA	NA	NA	NA	NA	NA	NA	NA	NA	NA	NA	NA	NA
Aroclor-1242	0.003	0.03	NA	NA	NA	NA	NA	NA	NA	NA	NA	NA	NA	NA	NA	NA	NA	NA	NA	NA	NA	NA
Aroclor-1248	0.003	0.03	NA	NA	NA	NA	NA	NA	NA	NA	NA	NA	NA	NA	NA	NA	NA	NA	NA	NA	NA	NA
Total Detected PCBs	0.003	0.03	NA	NA	NA	NA	NA	NA	NA	NA	NA	NA	NA	NA	NA	NA	NA	NA	NA	NA	NA	NA
Dissolved PCBs																					
Aroclor-1016	0.003	0.03	NA	NA	NA	NA	NA	NA	NA	NA	NA	NA	NA	NA	NA	NA	NA	NA	NA	NA	NA	NA
Aroclor-1232	0.003	0.03	NA	NA	NA	NA	NA	NA	NA	NA	NA	NA	NA	NA	NA	NA	NA	NA	NA	NA	NA	NA
Aroclor-1242	0.003	0.03	NA	NA	NA	NA	NA	NA	NA	NA	NA	NA	NA	NA	NA	NA	NA	NA	NA	NA	NA	NA
Aroclor-1248	0.003	0.03	NA	NA	NA	NA	NA	NA	NA	NA	NA	NA	NA	NA	NA	NA	NA	NA	NA	NA	NA	NA
Total Detected PCBs	0.003	0.03	NA	NA	NA	NA	NA	NA	NA	NA	NA	NA	NA	NA	NA	NA	NA	NA	NA	NA	NA	NA
Solids																					
Total Dissolved Solids (mg/L)	NE	NE	NA	NA	NA	NA	NA	NA	NA	NA	NA	NA	NA	NA	NA	NA	NA	NA	NA	NA	NA	NA
Total Suspended Solids (TSS) (mg/L)	NE	NE	NA	NA	NA	NA	NA	NA	NA	NA	NA	NA	NA	NA	NA	NA	NA	NA	NA	NA	NA	NA

Notes on Page 61.

Table 7: Groundwater Analytical Results Summary
Madison-Kipp Corporation
Madison, Wisconsin

WELL ID			MW-6S	MW-6S	MW-6S	MW-6S	MW-6S	MW-6S	MW-6S	MW-6S	MW-6S	MW-6S	MW-6S	MW-6S	MW-6S	MW-6S	MW-6S	MW-6S	MW-6S[3]	MW-6S
SCREEN INTERVAL (feet bgs)	PREVENTIVE	ENFORCEMENT	31.4 - 41.4 ft	31.4 - 41.4 ft	31.4 - 41.4 ft	31.4 - 41.4 ft	31.4 - 41.4 ft	31.4 - 41.4 ft	31.4 - 41.4 ft	31.4 - 41.4 ft	31.4 - 41.4 ft	31.4 - 41.4 ft	31.4 - 41.4 ft	31.4 - 41.4 ft	31.4 - 41.4 ft	31.4 - 41.4 ft	31.4 - 41.4 ft	31.4 - 41.4 ft	31.4 - 41.4 ft	31.4 - 41.4 ft
SAMPLE DATE	ACTION LIMIT	STANDARD	12/31/2009	04/07/2010	07/01/2010	10/01/2010	12/28/2010	04/11/2012	01/17/2013	04/20/2013	07/18/2013	10/07/2013	04/17/2014	10/16/2014	04/14/2015	10/22/2015	10/12/2016	10/09/2017	10/09/2017	04/04/2018
VOCs																				
1,1,1,2-Tetrachloroethane	7	70	< 0.25	< 0.25	< 0.25	< 0.25	< 0.25	< 0.31	< 0.25	< 0.25	< 0.25	< 0.25	< 0.25	< 0.25	< 0.25	< 0.46	< 0.11	< 0.11	< 0.11	NA
1,1,1-Trichloroethane	40	200	< 0.5	< 0.5	< 0.5	< 0.5	< 0.5	< 0.26	< 0.2	< 0.2	< 0.2	< 0.2	< 0.20	< 0.20	< 0.20	< 0.38	< 0.10	< 0.1	< 0.1	NA
1,1,2-Trichloroethane	0.5	5	< 0.25	< 0.25	< 0.25	< 0.25	< 0.25	< 0.3	< 0.28	< 0.28	< 0.28	< 0.28	< 0.28	< 0.28	< 0.28	< 0.35	< 0.10	< 0.1	< 0.1	NA
1,1-Dichloroethene	0.7	7	< 0.5	< 0.5	< 0.5	< 0.5	< 0.5	< 0.29	< 0.31	< 0.31	< 0.31	< 0.31	< 0.31	< 0.31	< 0.31	< 0.39	< 0.14	< 0.14	< 0.14	NA
1,2,4-Trimethylbenzene	96	480	4.3	3.3	1.3	2.2	3.2	4.8	12	0.92 J	< 0.14	1.4	2.0	0.96 J	1.4	1.3	0.83	0.37 J	0.3 J	NA
1,2-Dibromoethane	0.005	0.05	< 0.2	< 0.2	< 0.2	< 0.2	< 0.2	< 0.45	< 0.36	< 0.36	< 0.36	< 0.36	< 0.36	< 0.36	< 0.36	< 0.39	< 0.13	< 0.13	< 0.13	NA
1,2-Dichlorobenzene	60	600	< 0.2	< 0.2	< 0.2	< 0.2	< 0.2	< 0.21	< 0.27	< 0.27	< 0.27	< 0.27	< 0.27	< 0.27	< 0.27	< 0.33	< 0.076	< 0.076	< 0.076	NA
1,2-Dichloroethane	0.5	5	< 0.5	< 0.5	< 0.5	< 0.5	< 0.5	< 0.28	< 0.28	< 0.28	< 0.28	< 0.28	< 0.28	< 0.28	< 0.28	< 0.39	< 0.078	< 0.078	< 0.078	NA
1,2-Dichloropropane	0.5	5	< 0.5	< 0.5	< 0.5	< 0.5	< 0.5	< 0.36	< 0.2	< 0.2	< 0.2	< 0.2	< 0.20	< 0.20	< 0.20	< 0.43	< 0.10	< 0.1	< 0.1	NA
1,2,3-Trichlorobenzene	NE	NE	< 0.25	< 0.25	< 0.25	< 0.25	< 0.25	< 0.36	< 0.24	< 0.24	< 0.24	< 0.24	< 0.24	< 0.24	< 0.24	< 0.46	< 0.045	0.07 BJ	< 0.045	NA
1,2,4-Trichlorobenzene	14	70	< 0.25	< 0.25	< 0.25	< 0.25	< 0.25	< 0.22	< 0.31	< 0.31	< 0.31	< 0.31	< 0.31	< 0.31	< 0.31	< 0.34	< 0.077	< 0.077	< 0.077	NA
1,3,5-Trimethylbenzene	96	480	0.92	7.3	0.27	4.6	0.39	1.5	3.4	< 0.18	< 0.18	< 0.18	0.73 J	< 0.18	1.1	1.7	0.45 J	0.17 J	0.15 J	NA
2-Butanone	800	4000	NA	NA	NA	NA	NA	NA	NA	NA	NA	NA	NA	NA	NA	NA	< 3.0	< 3	< 3	NA
2-Hexanone	NE	NE	NA	NA	NA	NA	NA	NA	NA	NA	NA	NA	NA	NA	NA	NA	< 0.95	< 0.95	< 0.95	NA
4-Methyl-2-pentanone	50	500	NA	NA	NA	NA	NA	NA	NA	NA	NA	NA	NA	NA	NA	NA	< 0.77	< 0.77	< 0.77	NA
Acetone	1800	9000	NA	NA	NA	NA	NA	NA	NA	NA	NA	NA	NA	NA	NA	NA	< 3.4	< 3.4	< 3.4	NA
Benzene	0.5	5	***7.6***	***7.9***	***5***	***5.3***	***5***	***4.1***	***9.3***	***1.9***	0.34 J	***2.6***	***2.8***	***2.1***	***3.3***	***3.8***	***2.9***	***0.71***	***0.65***	NA
Bromodichloromethane	0.06	0.6	< 0.2	< 0.2	< 0.2	< 0.2	< 0.2	< 0.23	< 0.17	< 0.17	< 0.17	< 0.17	< 0.17	< 0.17	< 0.17	***1.2***	< 0.077	< 0.077	< 0.077	NA
Bromoform	0.44	4.4	< 0.2	< 0.2	< 0.2	< 0.2	< 0.2	< 0.45	< 0.28	< 0.28	< 0.28	< 0.28	< 0.28	< 0.28	< 0.28	< 0.48	< 0.088	< 0.088	< 0.088	NA
Bromomethane	1	10	< 0.5	< 0.5	< 0.5	< 0.5	< 0.5	< 0.49	< 0.31	< 0.31	< 0.31	< 0.31	< 0.31	< 0.31	< 0.31	< 0.80	< 0.59	< 0.59	< 0.59	NA
Carbon disulfide	200	1000	NA	NA	NA	NA	NA	NA	NA	NA	NA	NA	NA	NA	NA	NA	< 0.053	< 0.053	< 0.053	NA
Carbon tetrachloride	0.5	5	< 0.8	< 0.8	< 0.8	< 0.8	< 0.8	< 0.28	< 0.26	< 0.26	< 0.26	< 0.26	< 0.26	< 0.26	< 0.26	< 0.38	< 0.038	< 0.038	< 0.038	NA
Chloroform	0.6	6	< 0.2	< 0.2	< 0.2	< 0.2	< 0.2	< 0.25	< 0.2	< 0.2	< 0.2	< 0.2	< 0.20	< 0.20	< 0.20	< 0.37	< 0.062	< 0.062	< 0.062	NA
Chloromethane	3	30	< 0.3	< 0.3	< 0.3	< 0.3	< 0.3	< 0.24	< 0.18	< 0.18	< 0.18	< 0.18	< 0.18	< 0.18	< 0.18	< 0.32	0.62 BJ	2.2	***3.6***	NA
cis-1,2-Dichloroethene	7	70	< 0.5	< 0.5	< 0.5	< 0.5	< 0.5	< 0.22	< 0.12	< 0.12	< 0.12	< 0.12	< 0.12	< 0.12	< 0.12	< 0.41	< 0.11	< 0.11	< 0.11	NA
Dichlorodifluoromethane	200	1000	< 0.5	< 0.5	< 0.5	< 0.5	< 0.5	< 0.26	< 0.2	< 0.2	< 0.2	< 0.2	< 0.20	< 0.20	< 0.20	< 0.54	< 0.11	< 0.11	< 0.11	NA
Ethylbenzene	140	700	23	14	6.0	13	15	9.8	40	0.18 J	< 0.13	8.0	7.5	3.5	6.4	7.1	2.0	0.79	0.75	NA
Isopropylbenzene	NE	NE	12	9.4	5.3	7.5	6.4	4.1	12	< 0.14	< 0.14	3.2	2.6	2.1	2.9	3.7	1.4	0.53	0.52	NA
m,p-Xylene	400	2000	NA	NA	NA	NA	NA	NA	NA	NA	NA	NA	NA	NA	NA	NA	0.78 J	0.37 J	0.35 J	NA
Methyl tert-butyl ether	12	60	< 0.5	< 0.5	< 0.5	< 0.5	< 0.5	< 0.28	< 0.24	< 0.24	< 0.24	< 0.24	< 0.24	< 0.24	< 0.24	< 0.39	< 0.14	< 0.14	< 0.14	NA
Methylene chloride	0.5	5	< 1	< 1	< 1	< 1	< 1	***8.3***	< 0.68	< 0.68	< 0.68	< 0.68	< 0.68	< 0.68	< 0.68	***9.4 cn***	< 0.14	< 0.14	< 0.14	NA
Naphthalene	10	100	***26***	***14***	6.4	***10***	***16***	***19***	***43***	< 0.16	< 0.16	3.8	4.2	1.9	6.6	9.8	2.0 J	0.69 BJ	0.29 BJ	NA
n-Butylbenzene	NE	NE	1.6	1.6	0.92	1.2	0.86	< 0.21	< 0.13	< 0.13	< 0.13	< 0.13	< 0.13	< 0.13	< 0.13	< 0.39	< 0.14	< 0.14	< 0.14	NA
n-Hexane	120	600	NA	NA	NA	NA	NA	NA	NA	NA	NA	NA	NA	NA	NA	NA	< 0.21	< 0.21	< 0.21	NA
n-Propylbenzene	NE	NE	4.9	3.7	1.9	3.3	3.0	1.8	6.8	< 0.13	< 0.13	1.3	1.5	< 0.13	1.2	1.5	0.46 J	0.19 J	< 0.1	NA
o-Xylene	400	2000	NA	NA	NA	NA	NA	NA	NA	NA	NA	NA	NA	NA	NA	NA	0.17 J	0.11 J	0.1 J	NA
p-Isopropyltoluene	NE	NE	1.7	1.6	0.72	1.1	0.83	< 0.24	2.4	< 0.17	< 0.17	< 0.17	0.56 J	< 0.17	< 0.17	0.95 J	0.35 J	0.16 J	0.14 J	NA
sec-Butylbenzene	NE	NE	1.9	1.8	1.5	1.5	1.0	0.56 J	1.8	< 0.15	< 0.15	< 0.15	0.82 J	< 0.15	< 0.15	0.86 J	0.38 J	0.13 J	< 0.13	NA
Styrene	10	100	0.53	0.51	< 0.5	< 0.5	1.1	< 0.26	0.64 J	< 0.1	< 0.1	< 0.1	< 0.10	< 0.10	< 0.10	< 0.39	< 0.065	0.1 BJ	0.07 J	NA
tert-Butylbenzene	NE	NE	0.27	0.31	0.22	0.24	< 0.2	< 0.24	< 0.14	< 0.14	< 0.14	< 0.14	< 0.14	< 0.14	< 0.14	< 0.40	< 0.12	< 0.12	< 0.12	NA
Tetrachloroethene	0.5	5	< 0.5	< 0.5	< 0.5	< 0.5	< 0.5	< 0.22	< 0.17	***0.53 J***	< 0.17	< 0.17	***0.66 J***	< 0.17	< 0.17	< 0.37	***0.6***	< 0.081	< 0.081	NA
Toluene	160	800	3.3	3.3	1.2	1.8	2.0	2.5	6.3	0.82	< 0.11	1.1	1.1	< 0.11	1.9	2.4	0.75	0.32 BJ	0.32 J	NA
trans-1,2-Dichloroethene	20	100	< 0.5	< 0.5	< 0.5	< 0.5	< 0.5	< 0.27	< 0.25	< 0.25	< 0.25	< 0.25	< 0.25	< 0.25	< 0.25	< 0.35	< 0.11	< 0.11	< 0.11	NA
Trichloroethene	0.5	5	< 0.2	< 0.2	< 0.2	< 0.2	< 0.2	< 0.18	< 0.19	< 0.19	< 0.19	< 0.19	< 0.19	< 0.19	< 0.19	< 0.16	< 0.062	< 0.062	< 0.062	NA
Trichlorofluoromethane	698	3490	< 1.7	< 2	< 2	< 2	< 2	< 0.22	< 0.19	< 0.19	< 0.19	< 0.19	< 1.0	< 1.0	< 1.0	< 1.0	< 0.50	< 0.5	< 0.5	NA
Vinyl chloride	0.02	0.2	< 0.2	< 0.2	< 0.2	< 0.2	< 0.2	< 0.13	< 0.1	< 0.1	< 0.1	< 0.1	< 0.10	< 0.10	< 0.10	< 0.20	< 0.16	< 0.16	< 0.16	NA
Xylenes, Total	400	2000	9.6	8.2	2.6	4.5	6.4	7.8	25	1.8	< 0.068	3.3	2.8	1.9	3.3	3.7	0.95	0.48 J	0.45 J	NA
Total PCBs																				
Aroclor-1016	0.003	0.03	NA	NA	NA	NA	NA	NA	< 0.17	NA	NA	NA	NA	NA	NA	NA	NA	< 0.035	< 0.035	< 0.035
Aroclor-1232	0.003	0.03	NA	NA	NA	NA	NA	NA	< 0.094	NA	NA	NA	NA	NA	NA	NA	NA	< 0.037	< 0.037	< 0.037
Aroclor-1242	0.003	0.03	NA	NA	NA	NA	NA	NA	< 0.13	NA	NA	NA	NA	NA	NA	NA	NA	< 0.038	< 0.038	< 0.038
Aroclor-1248	0.003	0.03	NA	NA	NA	NA	NA	NA	< 0.11	NA	NA	NA	NA	NA	NA	NA	NA	< 0.02	< 0.02	< 0.020
Total Detected PCBs	0.003	0.03	NA	NA	NA	NA	NA	NA	ND	NA	NA	NA	NA	NA	NA	NA	NA	ND	ND	ND
Dissolved PCBs																				
Aroclor-1016	0.003	0.03	NA	NA	NA	NA	NA	NA	NA	NA	NA	NA	NA	NA	NA	NA	NA	NA	NA	NA
Aroclor-1232	0.003	0.03	NA	NA	NA	NA	NA	NA	NA	NA	NA	NA	NA	NA	NA	NA	NA	NA	NA	NA
Aroclor-1242	0.003	0.03	NA	NA	NA	NA	NA	NA	NA	NA	NA	NA	NA	NA	NA	NA	NA	NA	NA	NA
Aroclor-1248	0.003	0.03	NA	NA	NA	NA	NA	NA	NA	NA	NA	NA	NA	NA	NA	NA	NA	NA	NA	NA
Total Detected PCBs	0.003	0.03	NA	NA	NA	NA	NA	NA	NA	NA	NA	NA	NA	NA	NA	NA	NA	NA	NA	NA
Solids																				
Total Dissolved Solids (mg/L)	NE	NE	NA	NA	NA	NA	NA	NA	NA	NA	NA	NA	NA	NA	NA	NA	NA	3970	3910	3400
Total Suspended Solids (TSS) (mg/L)	NE	NE	NA	NA	NA	NA	NA	NA	NA	NA	NA	NA	NA	NA	NA	NA	NA	1.2 J	1.2 J	7.4

Notes on Page 61.

Table 7: Groundwater Analytical Results Summary
Madison-Kipp Corporation
Madison, Wisconsin

WELL ID			MW-6S	MW-6S[3]	MW-6S	MW-6S	MW-6S	MW-6S	MW-6S	MW-6S[(3)]	MW-6S	MW-6D	MW-6D	MW-6D	MW-6D	MW-6D	MW-6D	MW-6D	MW-6D	MW-6D[3]	MW-6D	MW-6D[3]
SCREEN INTERVAL (feet bgs)	PREVENTIVE	ENFORCEMENT	31.4 - 41.4 ft	31.4 - 41.4 ft	31.4 - 41.4 ft	31.4 - 41.4 ft	31.4 - 41.4 ft	31.4 - 41.4 ft	31.4 - 41.4 ft	31.4 - 41.4 ft	31.4 - 41.4 ft	65.5 - 70.5 ft	65.5 - 70.5 ft	65.5 - 70.5 ft	65.5 - 70.5 ft	65.5 - 70.5 ft	65.5 - 70.5 ft	65.5 - 70.5 ft	65.5 - 70.5 ft	65.5 - 70.5 ft	65.5 - 70.5 ft	65.5 - 70.5 ft
SAMPLE DATE	ACTION LIMIT	STANDARD	10/15/2018	10/15/2018	04/12/2019	10/11/2019	7/16/2020	10/15/2020	04/15/2021	04/15/2021	10/14/2021	12/31/2009	04/07/2010	07/01/2010	10/01/2010	12/28/2010	03/31/2011	04/12/2012	01/16/2013	01/16/2013	04/20/2013	04/20/2013
VOCs																						
1,1,1,2-Tetrachloroethane	7	70	< 0.11	< 0.11	NA	< 0.27	NA	< 0.27	NA	NA	< 0.36	< 13	< 20	< 13	< 0.25	< 2.5	< 10	< 0.62	< 0.5	< 0.5	< 0.5	< 0.5
1,1,1-Trichloroethane	40	200	< 0.10	< 0.10	NA	< 0.24	NA	< 0.24	NA	NA	< 0.30	< 25	< 40	< 25	< 0.5	< 5	< 20	< 0.52	< 0.4	< 0.4	< 0.4	< 0.4
1,1,2-Trichloroethane	0.5	5	< 0.10	< 0.10	NA	< 0.55	NA	< 0.55	NA	NA	< 0.34	< 13	< 20	< 13	< 0.25	< 2.5	< 10	< 0.6	< 0.56	< 0.56	< 0.56	< 0.56
1,1-Dichloroethene	0.7	7	< 0.14	< 0.14	NA	< 0.24	NA	< 0.24	NA	NA	< 0.58	< 25	< 40	< 25	< 0.5	< 5	< 20	< 0.58	< 0.62	< 0.62	< 0.62	< 0.62
1,2,4-Trimethylbenzene	96	480	< 0.060	< 0.060	NA	< 0.84	NA	< 0.84	NA	NA	< 0.45	***330***	***130***	***130***	***160***	***180***	74	19	23	25	11	6.1
1,2-Dibromoethane	0.005	0.05	< 0.13	< 0.13	NA	< 0.83	NA	< 0.83	NA	NA	< 0.31	***15***	< 16	< 10	***11***	***9.7***	< 8	< 0.9	< 0.72	< 0.72	< 0.72	< 0.72
1,2-Dichlorobenzene	60	600	< 0.076	< 0.076	NA	< 0.71	NA	< 0.71	NA	NA	< 0.33	< 10	< 16	< 10	< 0.2	< 2	< 8	< 0.42	< 0.54	< 0.54	< 0.54	< 0.54
1,2-Dichloroethane	0.5	5	< 0.078	< 0.078	NA	< 0.28	NA	< 0.28	NA	NA	< 0.29	< 25	< 40	< 25	< 0.5	< 5	< 20	< 0.56	< 0.56	< 0.56	< 0.56	< 0.56
1,2-Dichloropropane	0.5	5	< 0.10	< 0.10	NA	< 0.28	NA	< 0.28	NA	NA	< 0.45	< 25	< 40	< 25	***7.2***	***6***	< 20	< 0.72	< 0.4	< 0.4	***1.9 J***	***1.7 J***
1,2,3-Trichlorobenzene	NE	NE	< 0.045	< 0.045	NA	< 0.63	NA	< 2.2	NA	NA	< 1.0	< 13	< 20	< 13	< 0.25	< 2.5	< 10	< 0.72	< 0.48	< 0.48	< 0.48	< 0.48
1,2,4-Trichlorobenzene	14	70	< 0.077	< 0.077	NA	< 0.95	NA	< 0.95	NA	NA	< 0.95	< 13	< 20	< 13	< 0.25	< 2.5	< 10	< 0.44	< 0.62	< 0.62	< 0.62	< 0.62
1,3,5-Trimethylbenzene	96	480	< 0.075	< 0.075	NA	< 0.87	NA	< 0.87	NA	NA	< 0.36	23	< 16	< 10	13	13	< 8	< 0.46	< 0.36	< 0.36	< 0.36	< 0.36
2-Butanone	800	4000	< 3.0	< 3.0	NA	< 2.9	NA	< 2.9	NA	NA	< 6.5	NA	NA	NA	NA	NA	NA	NA	NA	NA	NA	NA
2-Hexanone	NE	NE	< 0.95	< 0.95	NA	< 2.5	NA	< 5.2	NA	NA	< 6.3	NA	NA	NA	NA	NA	NA	NA	NA	NA	NA	NA
4-Methyl-2-pentanone	50	500	< 0.77	< 0.77	NA	< 1.5	NA	< 4.6	NA	NA	< 6.0	NA	NA	NA	NA	NA	NA	NA	NA	NA	NA	NA
Acetone	1800	9000	< 3.4	< 13 U	NA	< 2.7	NA	< 2.7	NA	NA	< 8.6	NA	NA	NA	NA	NA	NA	NA	NA	NA	NA	NA
Benzene	0.5	5	0.10 J	< 0.089	NA	< 0.25	NA	< 0.25	NA	NA	< 0.30	***3900***	***3200***	***2900***	< 0.2	***2900***	***2100***	***1500***	***1300***	***1400***	***600***	***500***
Bromodichloromethane	0.06	0.6	< 0.077	< 0.077	NA	< 0.36	NA	< 0.36	NA	NA	< 0.42	< 10	< 16	< 10	< 0.2	< 2	< 8	< 0.46	< 0.34	< 0.34	< 0.34	< 0.34
Bromoform	0.44	4.4	< 0.088	< 0.088	NA	< 4.0	NA	< 4.0	NA	NA	< 3.8	< 10	< 16	< 10	< 0.2	< 2	< 8	< 0.9	< 0.56	< 0.56	< 0.56	< 0.56
Bromomethane	1	10	< 0.59	< 0.59	NA	< 0.97	NA	< 0.97	NA	NA	< 1.2	< 25	< 40	< 25	< 0.5	< 5	< 20	< 0.98	< 0.62	< 0.62	< 0.62	< 0.62
Carbon disulfide	200	1000	< 0.053	< 0.053	NA	< 0.37	NA	< 0.45	NA	NA	< 1.1	NA	NA	NA	NA	NA	NA	NA	NA	NA	NA	NA
Carbon tetrachloride	0.5	5	< 0.038	< 0.038	NA	< 0.17	NA	< 1.1	NA	NA	< 0.37	< 40	< 64	< 40	< 0.8	< 8	< 32	< 0.56	< 0.52	< 0.52	< 0.52	< 0.52
Chloroform	0.6	6	< 0.062	< 0.062	NA	< 1.3	NA	< 1.3	NA	NA	< 1.2	< 10	< 16	< 10	< 0.2	< 2	< 8	***3.6***	< 0.4	< 0.4	< 0.4	< 0.4
Chloromethane	3	30	< 0.50 U	< 0.50 U	NA	< 2.2	NA	< 2.2	NA	NA	< 1.6	< 15	< 24	< 15	< 0.3	< 3	< 12	< 0.48	< 0.36	< 0.36	< 0.36	< 0.36
cis-1,2-Dichloroethene	7	70	< 0.11	< 0.11	NA	< 0.27	NA	< 0.27	NA	NA	< 0.47	< 25	< 40	< 25	1.4	< 5	< 20	< 0.44	< 0.24	< 0.24	< 0.24	< 0.24
Dichlorodifluoromethane	200	1000	< 0.11	< 0.11	NA	< 0.50	NA	< 0.50	NA	NA	< 0.46	< 25	< 40	< 25	< 0.5	< 5	< 20	< 0.52	< 0.4	< 0.4	< 0.4	< 0.4
Ethylbenzene	140	700	< 0.054	< 0.054	NA	< 0.22	NA	< 0.32	NA	NA	< 0.33	47	< 40	26	39	35	< 20	8.7	7.5	7.9	3.5	2.8
Isopropylbenzene	NE	NE	< 0.081	< 0.081	NA	< 0.39	NA	< 1.7	NA	NA	< 1.0	54	43	32	45	40	35	23	30	32	16	12
m,p-Xylene	400	2000	< 0.057	< 0.057	NA	< 0.47	NA	< 0.47	NA	NA	< 0.70	NA	NA	NA	NA	NA	NA	NA	NA	NA	NA	NA
Methyl tert-butyl ether	12	60	< 0.14	< 0.14	NA	< 1.2	NA	< 1.2	NA	NA	< 1.1	< 25	< 40	< 25	< 0.5	< 5	< 20	< 0.56	< 0.48	< 0.48	< 0.48	< 0.48
Methylene chloride	0.5	5	< 0.29 U	< 0.35 U	NA	< 0.58	NA	< 0.58	NA	NA	< 0.32	< 50	< 80	< 50	< 1	< 10	< 40	< 1.3	< 1.4	< 1.4	< 1.4	< 1.4
Naphthalene	10	100	< 0.088	< 0.088	NA	< 1.2	NA	< 1.2	NA	NA	< 1.1	***380***	***280***	***370***	***370***	***360***	***190***	***110***	***54***	***58***	3.9	2.8
n-Butylbenzene	NE	NE	< 0.14	< 0.14	NA	< 0.71	NA	< 0.71	NA	NA	< 0.86	12	< 16	< 10	10	7.9	< 8	< 0.42	< 0.26	< 0.26	< 0.26	< 0.26
n-Hexane	120	600	< 0.21	< 0.21	NA	< 1.7	NA	< 1.7	NA	NA	< 1.5	NA	NA	NA	NA	NA	NA	NA	NA	NA	NA	NA
n-Propylbenzene	NE	NE	< 0.10	< 0.10	NA	< 0.81	NA	< 0.81	NA	NA	< 0.35	49	< 40	27	36	31	21	11	13	14	5.4	3.6
o-Xylene	400	2000	< 0.058	< 0.058	NA	< 0.26	NA	< 0.26	NA	NA	< 0.35	NA	NA	NA	NA	NA	NA	NA	NA	NA	NA	NA
p-Isopropyltoluene	NE	NE	< 0.085	< 0.085	NA	< 0.80	NA	< 0.80	NA	NA	< 1.0	< 10	< 16	< 10	6.5	5.1	< 8	2.6	3.8	3.9	1.7 J	1.2 J
sec-Butylbenzene	NE	NE	< 0.13	< 0.13	NA	< 0.85	NA	< 0.85	NA	NA	< 0.42	< 13	< 20	< 13	4.7	4.2	< 10	2.2	3.4	3.8	2.0	1.3 J
Styrene	10	100	< 0.065	< 0.065	NA	< 0.47	NA	< 3.0	NA	NA	< 0.36	< 25	< 40	< 25	3.5	***12***	< 20	< 0.52	< 0.2	< 0.2	< 0.2	< 0.2
tert-Butylbenzene	NE	NE	< 0.12	< 0.12	NA	< 0.30	NA	< 0.30	NA	NA	< 0.59	< 10	< 16	< 10	< 0.2	< 2	< 8	< 0.48	< 0.28	< 0.28	< 0.28	< 0.28
Tetrachloroethene	0.5	5	0.10 J	< 0.081	NA	< 0.33	NA	< 0.33	NA	NA	< 0.41	***36***	***45***	***27***	***30***	***26***	***28***	***20***	***25***	***26***	***22***	***17***
Toluene	160	800	< 0.053	0.070 J	NA	< 0.17	NA	< 0.27	NA	NA	< 0.29	130	100	88	120	120	58	36	30	31	9.4	7.8
trans-1,2-Dichloroethene	20	100	< 0.11	< 0.11	NA	< 1.1	NA	< 0.46	NA	NA	< 0.53	< 25	< 40	< 25	< 0.5	< 5	< 20	< 0.54	< 0.5	< 0.5	< 0.5	< 0.5
Trichloroethene	0.5	5	< 0.062	< 0.062	NA	< 0.26	NA	< 0.26	NA	NA	< 0.32	< 10	< 16	< 10	***4.5***	***4.5***	< 8	***3.9***	***11***	***11***	***13***	***11***
Trichlorofluoromethane	698	3490	< 0.13	< 0.13	NA	< 0.21	NA	< 0.21	NA	NA	< 0.42	< 85	< 160	< 100	< 2	< 20	< 80	< 0.44	< 0.38	< 0.38	< 0.38	< 0.38
Vinyl chloride	0.02	0.2	< 0.16	< 0.16	NA	< 0.17	NA	< 0.17	NA	NA	< 0.17	< 10	< 16	< 10	< 0.2	< 2	< 8	< 0.26	< 0.2	< 0.2	< 0.2	< 0.2
Xylenes, Total	400	2000	< 0.12	< 0.12	NA	< 1.5	NA	< 1.5	NA	NA	< 1.0	***630***	320	250	***450***	***400***	130	40	40	41	12	8.3
Total PCBs																						
Aroclor-1016	0.003	0.03	< 0.0072	< 0.0072	< 0.0072	< 0.0072	< 0.0072 J-	< 0.0072	< 0.0072	< 0.0072	< 0.0072	NA	NA	NA	NA	NA	NA	NA	< 0.17	NA	NA	NA
Aroclor-1232	0.003	0.03	< 0.0042	< 0.0042	< 0.0042	< 0.0042	< 0.0042 J-	< 0.0042	< 0.0042	< 0.0042	< 0.0042	NA	NA	NA	NA	NA	NA	NA	< 0.094	NA	NA	NA
Aroclor-1242	0.003	0.03	< 0.013	< 0.013	< 0.013	< 0.013	< 0.013 J-	< 0.013	< 0.013	< 0.013	< 0.013	NA	NA	NA	NA	NA	NA	NA	< 0.13	NA	NA	NA
Aroclor-1248	0.003	0.03	< 0.011	< 0.011	< 0.011	< 0.011	< 0.011 J-	< 0.011	< 0.011	< 0.011	< 0.011	NA	NA	NA	NA	NA	NA	NA	< 0.11	NA	NA	NA
Total Detected PCBs	0.003	0.03	ND	ND	ND	ND	ND	ND	ND	ND	ND	NA	NA	NA	NA	NA	NA	NA	ND	NA	NA	NA
Dissolved PCBs																						
Aroclor-1016	0.003	0.03	NA	NA	NA	NA	NA	NA	NA	NA	NA	NA	NA	NA	NA	NA	NA	NA	NA	NA	NA	NA
Aroclor-1232	0.003	0.03	NA	NA	NA	NA	NA	NA	NA	NA	NA	NA	NA	NA	NA	NA	NA	NA	NA	NA	NA	NA
Aroclor-1242	0.003	0.03	NA	NA	NA	NA	NA	NA	NA	NA	NA	NA	NA	NA	NA	NA	NA	NA	NA	NA	NA	NA
Aroclor-1248	0.003	0.03	NA	NA	NA	NA	NA	NA	NA	NA	NA	NA	NA	NA	NA	NA	NA	NA	NA	NA	NA	NA
Total Detected PCBs	0.003	0.03	NA	NA	NA	NA	NA	NA	NA	NA	NA	NA	NA	NA	NA	NA	NA	NA	NA	NA	NA	NA
Solids																						
Total Dissolved Solids (mg/L)	NE	NE	3940	3940	4400	5010	6070	6610	9640	7260	6230	NA	NA	NA	NA	NA	NA	NA	NA	NA	NA	NA
Total Suspended Solids (TSS) (mg/L)	NE	NE	1.0	1.2	1.8 J	2.2	4.8	3.6	6.0	5.8	1.8 J	NA	NA	NA	NA	NA	NA	NA	NA	NA	NA	NA

Notes on Page 61.

Table 7: Groundwater Analytical Results Summary
Madison-Kipp Corporation
Madison, Wisconsin

WELL ID			MW-6D	MW-6D[3]	MW-6D	MW-6D[3]	MW-6D	MW-6D[3]	MW-6D	MW-6D[3]	MW-6D	MW-6D[3]	MW-6D	MW-6D[3]	MW-6D	MW-6D	MW-6D	MW-6D	MW-6D[3]	MW-6D	MW-6D[3]
SCREEN INTERVAL (feet bgs)	PREVENTIVE	ENFORCEMENT	65.5 - 70.5 ft	65.5 - 70.5 ft	65.5 - 70.5 ft	65.5 - 70.5 ft	65.5 - 70.5 ft	65.5 - 70.5 ft	65.5 - 70.5 ft	65.5 - 70.5 ft	65.5 - 70.5 ft	65.5 - 70.5 ft	65.5 - 70.5 ft	65.5 - 70.5 ft	65.5 - 70.5 ft	65.5 - 70.5 ft	65.5 - 70.5 ft	65.5 - 70.5 ft	65.5 - 70.5 ft	65.5 - 70.5 ft	65.5 - 70.5 ft
SAMPLE DATE	ACTION LIMIT	STANDARD	07/18/2013	07/18/2013	10/07/2013	10/07/2013	04/17/2014	04/17/2014	10/16/2014	10/16/2014	04/14/2015	04/14/2015	10/22/2015	10/22/2015	01/22/2016	04/20/2016	07/19/2016	10/12/2016	10/12/2016	1/20/2017	1/20/2017
VOCs																					
1,1,1,2-Tetrachloroethane	7	70	< 0.5	< 0.5	< 0.25	< 0.25	< 0.50	< 0.50	< 0.50	< 0.50	< 0.50	< 0.50	< 0.46	< 0.92	< 2.2	< 5.5	< 1.1	< 5.5	< 5.5	< 11	< 5.5
1,1,1-Trichloroethane	40	200	< 0.4	< 0.4	< 0.2	< 0.2	< 0.40	< 0.40	< 0.40	< 0.40	< 0.40	< 0.40	< 0.38	< 0.76	< 2.0	< 5.0	< 1.0	< 5.0	< 5.0	< 10	< 5.0
1,1,2-Trichloroethane	0.5	5	< 0.56	< 0.56	< 0.28	< 0.28	< 0.56	< 0.56	< 0.56	< 0.56	< 0.56	< 0.56	< 0.35	< 0.70	< 2.0	< 5.0	< 1.0	< 5.0	< 5.0	< 10	< 5.0
1,1-Dichloroethene	0.7	7	< 0.62	< 0.62	< 0.31	< 0.31	< 0.62	< 0.62	< 0.62	< 0.62	< 0.62	< 0.62	< 0.39	< 0.78	< 2.8	< 7.0	< 1.4	< 7.0	< 7.0	< 14	< 7.0
1,2,4-Trimethylbenzene	96	480	16	17	41	38	9.7	8.9	13	13	4.0	4.2	6.9	6.6	9.0 J	15 J	57	***100***	***110***	***110 B***	***110***
1,2-Dibromoethane	0.005	0.05	< 0.72	< 0.72	< 0.36	< 0.36	< 0.72	< 0.72	< 0.72	< 0.72	< 0.72	< 0.72	< 0.39	< 0.77	< 2.6	< 6.5	< 1.3	< 6.5	< 6.5	< 13	< 6.5
1,2-Dichlorobenzene	60	600	< 0.54	< 0.54	< 0.27	< 0.27	< 0.54	< 0.54	< 0.54	< 0.54	< 0.54	< 0.54	< 0.33	< 0.67	< 1.5	< 3.8	< 0.76	< 3.8	< 3.8	< 7.6	< 3.8
1,2-Dichloroethane	0.5	5	< 0.56	< 0.56	< 0.28	< 0.28	< 0.56	< 0.56	< 0.56	< 0.56	< 0.56	< 0.56	< 0.39	< 0.78	< 1.6	< 3.9	< 0.78	< 3.9	< 3.9	< 7.8	< 3.9
1,2-Dichloropropane	0.5	5	< 0.4	< 0.4	< 0.2	< 0.2	< 0.40	***2.3***	***2.4***	< 0.40	***2.2***	< 0.40	< 0.43	< 0.86	< 2.0	< 5.0	< 1.0	< 5.0	< 5.0	< 10	< 5.0
1,2,3-Trichlorobenzene	NE	NE	< 0.48	< 0.48	< 0.24	< 0.24	< 0.48	< 0.48	< 0.48	< 0.48	< 0.48	< 0.48	< 0.46	< 0.92	< 0.90	< 2.3	< 0.45	< 2.3	< 2.3	< 4.5	< 2.3
1,2,4-Trichlorobenzene	14	70	< 0.62	< 0.62	< 0.31	< 0.31	< 0.62	< 0.62	< 0.62	< 0.62	< 0.62	< 0.62	< 0.34	< 0.68	< 1.5	< 3.9	< 0.77	< 3.9	< 3.9	< 7.7	< 3.9
1,3,5-Trimethylbenzene	96	480	< 0.36	< 0.36	0.71 J	< 0.18	< 0.36	< 0.36	< 0.36	< 0.36	< 0.36	< 0.36	< 0.25	< 0.51	< 1.5	< 3.8	< 0.75	< 3.8	< 3.8	< 7.5	< 3.8
2-Butanone	800	4000	NA	NA	NA	NA	NA	NA	NA	NA	NA	NA	NA	NA	< 60	< 150	< 30	< 150	< 150	< 300	< 150
2-Hexanone	NE	NE	NA	NA	NA	NA	NA	NA	NA	NA	NA	NA	NA	NA	< 19	< 48	< 9.5	< 48	< 48	< 95	< 48
4-Methyl-2-pentanone	50	500	NA	NA	NA	NA	NA	NA	NA	NA	NA	NA	NA	NA	< 15	< 39	< 7.7	< 39	< 39	< 77	< 39
Acetone	1800	9000	NA	NA	NA	NA	NA	NA	NA	NA	NA	NA	NA	NA	< 68	< 170	< 34	< 170	< 170	< 340	< 170
Benzene	0.5	5	***810***	***800***	***1000***	***840***	***650***	***710***	***990***	***980***	***790***	***700***	***660***	***560***	***610***	***810***	***1400***	***1600***	***1700***	***2100***	***2200***
Bromodichloromethane	0.06	0.6	< 0.34	< 0.34	< 0.17	< 0.17	< 0.34	< 0.34	< 0.34	< 0.34	< 0.34	< 0.34	< 0.37	< 0.74	< 1.5	< 3.9	< 0.77	< 3.9	< 3.9	< 7.7	< 3.9
Bromoform	0.44	4.4	< 0.56	< 0.56	< 0.28	< 0.28	< 0.56	< 0.56	< 0.56	< 0.56	< 0.56	< 0.56	< 0.48	< 0.97	< 1.8	< 4.4	< 0.88	< 4.4	< 4.4	< 8.8	< 4.4
Bromomethane	1	10	< 0.62	< 0.62	< 0.31	< 0.31	< 0.62	< 0.62	< 0.62	< 0.62	< 0.62	< 0.62	< 0.80	< 1.6	< 12	< 30	< 5.9	< 30	< 30	< 59	< 30
Carbon disulfide	200	1000	NA	NA	NA	NA	NA	NA	NA	NA	NA	NA	NA	NA	< 1.1	< 2.7	< 0.53	8.5 J	< 2.7	< 5.3	< 2.7
Carbon tetrachloride	0.5	5	< 0.52	< 0.52	< 0.26	< 0.26	< 0.52	< 0.52	< 0.52	< 0.52	< 0.52	< 0.52	< 0.38	< 0.77	< 0.76	< 1.9	< 0.38	< 1.9	< 1.9	< 3.8	< 1.9
Chloroform	0.6	6	< 0.4	< 0.4	< 0.2	< 0.2	< 0.40	< 0.40	< 0.40	< 0.40	< 0.40	< 0.40	< 0.37	< 0.74	< 1.2	***5.5 BJ***	< 0.62	< 3.1	< 3.1	< 6.2	< 3.1
Chloromethane	3	30	< 0.36	< 0.36	< 0.18	< 0.18	< 0.36	< 0.36	< 0.36	< 0.36	< 0.36	< 0.36	< 0.32	< 0.64	< 3.2	< 8.0	< 1.6	***45 BJ***	***47 J***	***28 BJ***	***9.5 BJ***
cis-1,2-Dichloroethene	7	70	< 0.24	< 0.24	0.89 J	< 0.12	2.8	2.5	2.4	2.2	2.9	3.4	3.1	3.2	3.6 J	< 5.5	3.8 J	< 5.5	< 5.5	< 11	< 5.5
Dichlorodifluoromethane	200	1000	< 0.4	< 0.4	< 0.2	< 0.2	< 0.40	< 0.40	< 0.40	< 0.40	< 0.40	< 0.40	< 0.54	< 1.1	< 2.2	< 5.5	< 1.1	< 5.5	< 5.5	< 11	< 5.5
Ethylbenzene	140	700	7.1	7.9	8.1	7.5	6.7	6.3	8.0	7.2	3.3	3.5	4.7	4.5	4.0 J	6.0 J	11	18 J	20 J	21 J	20 J
Isopropylbenzene	NE	NE	27	30	29	27	22	21	24	20	13	13	17	16	5.8 J	22 J	31	31	28	29 BJ	31
m,p-Xylene	400	2000	NA	NA	NA	NA	NA	NA	NA	NA	NA	NA	NA	NA	8.2 J	22 J	98	140	130	110 B	110 B
Methyl tert-butyl ether	12	60	< 0.48	< 0.48	< 0.24	< 0.24	< 0.48	< 0.48	< 0.48	< 0.48	< 0.48	< 0.48	< 0.39	< 0.79	< 2.8	< 7.0	< 1.4	< 7.0	< 7.0	< 14	< 7.0
Methylene chloride	0.5	5	< 1.4	< 1.4	< 0.68	< 0.68	< 1.4	< 1.4	***76***	***61***	< 1.4	< 1.4	< 1.6	< 3.3	< 2.8	< 7.0	***51***	< 7.0	< 7.0	< 14	< 7.0
Naphthalene	10	100	***50***	***64***	***72***	***71***	***12***	***10***	***18***	***15***	< 0.32	< 0.32	2.9	2.6	< 1.8	7.0 BJ	***67***	***110 J***	***110 J***	***140 BJ***	***140 J***
n-Butylbenzene	NE	NE	5.0	6.3	< 0.13	4.3	< 0.26	< 0.26	< 0.26	< 0.26	< 0.26	< 0.26	< 0.39	< 0.78	< 2.8	< 7.0	5.5	< 7.0	< 7.0	< 14	< 7.0
n-Hexane	120	600	NA	NA	NA	NA	NA	NA	NA	NA	NA	NA	NA	NA	< 4.2	< 11	< 2.1	< 11	< 11	< 21	< 11
n-Propylbenzene	NE	NE	12	13	14	13	9.2	8.6	7.9	7.5	3.8	4.0	5.5	5.5	2.6 J	10 J	17	20 J	19 J	23 J	21 J
o-Xylene	400	2000	NA	NA	NA	NA	NA	NA	NA	NA	NA	NA	NA	NA	2.6 J	< 2.9	5.3	8.0 J	6.5 J	13 BJ	11 BJ
p-Isopropyltoluene	NE	NE	3.2	3.6	3.4	< 0.17	2.7	2.5	2.5	2.2	< 0.34	< 0.34	< 0.36	< 0.72	< 1.7	< 4.3	3.6 J	< 4.3	< 4.3	< 8.5	< 4.3
sec-Butylbenzene	NE	NE	3.2	3.6	3.2	3.0	3.0	2.8	2.8	2.3	< 0.30	< 0.30	2.3	2.3	< 2.6	< 6.5	3.4 J	< 6.5	< 6.5	< 13	< 6.5
Styrene	10	100	< 0.2	< 0.2	1.0	< 0.1	< 0.20	< 0.20	< 0.20	< 0.20	< 0.20	< 0.20	< 0.39	< 0.77	< 1.3	< 3.3	1.7 J	< 3.3	< 3.3	< 6.5	< 3.3
tert-Butylbenzene	NE	NE	< 0.28	< 0.28	< 0.14	< 0.14	< 0.28	< 0.28	< 0.28	< 0.28	< 0.28	< 0.28	< 0.40	< 0.80	< 2.4	< 6.0	< 1.2	< 6.0	< 6.0	< 12	< 6.0
Tetrachloroethene	0.5	5	***23***	***25***	***17***	***16***	***10***	***8.9***	***4***	***3.1***	< 0.34	< 0.34	***0.97 J***	***1.6 J***	***1.8 J***	< 4.1	***2.7 J***	***7.0 J***	***9.0 J***	< 8.1	< 4.1
Toluene	160	800	24	27	38	35	25	24	26	27	17	17	22	22	13	23 J	65	90	95	120 B	110 B
trans-1,2-Dichloroethene	20	100	< 0.5	< 0.5	< 0.25	< 0.25	< 0.50	< 0.50	< 0.50	< 0.50	< 0.50	< 0.50	< 0.35	< 0.70	< 2.2	< 5.5	< 1.1	< 5.5	< 5.5	< 11	< 5.5
Trichloroethene	0.5	5	***12***	< 0.38	***18***	***17***	***24***	***23***	***31***	***28***	***21***	***22***	***19***	***18***	***8.4 J***	***24 J***	***25***	***24 J***	***22 J***	***23 BJ***	***20 BJ***
Trichlorofluoromethane	698	3490	< 0.38	< 0.38	< 0.19	< 0.19	< 2.0	< 2.0	< 2.0	< 2.0	< 2.0	< 2.0	< 1.0	< 2.0	< 10	< 25	< 5.0	< 25	< 25	< 50	< 25
Vinyl chloride	0.02	0.2	< 0.2	< 0.2	< 0.1	< 0.1	< 0.20	< 0.20	< 0.20	< 0.20	< 0.20	< 0.20	< 0.20	< 0.41	< 3.2	< 8.0	< 1.6	< 8.0	< 8.0	< 16	< 8.0
Xylenes, Total	400	2000	34	39	63	58	16	15	25	24	8.6	9.1	16	16	10.8	22	103.3	148	136.5	120 BJ	120 B
Total PCBs																					
Aroclor-1016	0.003	0.03	NA	NA	NA	NA	NA	NA	NA	NA	NA	NA	NA	NA	NA	NA	NA	NA	NA	NA	NA
Aroclor-1232	0.003	0.03	NA	NA	NA	NA	NA	NA	NA	NA	NA	NA	NA	NA	NA	NA	NA	NA	NA	NA	NA
Aroclor-1242	0.003	0.03	NA	NA	NA	NA	NA	NA	NA	NA	NA	NA	NA	NA	NA	NA	NA	NA	NA	NA	NA
Aroclor-1248	0.003	0.03	NA	NA	NA	NA	NA	NA	NA	NA	NA	NA	NA	NA	NA	NA	NA	NA	NA	NA	NA
Total Detected PCBs	0.003	0.03	NA	NA	NA	NA	NA	NA	NA	NA	NA	NA	NA	NA	NA	NA	NA	NA	NA	NA	NA
Dissolved PCBs																					
Aroclor-1016	0.003	0.03	NA	NA	NA	NA	NA	NA	NA	NA	NA	NA	NA	NA	NA	NA	NA	NA	NA	NA	NA
Aroclor-1232	0.003	0.03	NA	NA	NA	NA	NA	NA	NA	NA	NA	NA	NA	NA	NA	NA	NA	NA	NA	NA	NA
Aroclor-1242	0.003	0.03	NA	NA	NA	NA	NA	NA	NA	NA	NA	NA	NA	NA	NA	NA	NA	NA	NA	NA	NA
Aroclor-1248	0.003	0.03	NA	NA	NA	NA	NA	NA	NA	NA	NA	NA	NA	NA	NA	NA	NA	NA	NA	NA	NA
Total Detected PCBs	0.003	0.03	NA	NA	NA	NA	NA	NA	NA	NA	NA	NA	NA	NA	NA	NA	NA	NA	NA	NA	NA
Solids																					
Total Dissolved Solids (mg/L)	NE	NE	NA	NA	NA	NA	NA	NA	NA	NA	NA	NA	NA	NA	NA	NA	NA	NA	NA	NA	NA
Total Suspended Solids (TSS) (mg/L)	NE	NE	NA	NA	NA	NA	NA	NA	NA	NA	NA	NA	NA	NA	NA	NA	NA	NA	NA	NA	NA

Notes on Page 61.

Table 7: Groundwater Analytical Results Summary
Madison-Kipp Corporation
Madison, Wisconsin

WELL ID			MW-6D	MW-6D[3]	MW-6D	MW-6D	MW-6D	MW-6D	MW-6D[3]	MW-6D	MW-6D	MW-6D[3]	MW-6D	MW-6D[(3)]	MW-6D	MW-7	MW-7	MW-7	MW-7	MW-7	MW-7	MW-8	MW-8	MW-8
SCREEN INTERVAL (feet bgs)	PREVENTIVE	ENFORCEMENT	65.5 - 70.5 ft	65.5 - 70.5 ft	65.5 - 70.5 ft	65.5 - 70.5 ft	65.5 - 70.5 ft	65.5 - 70.5 ft	65.5 - 70.5 ft	65.5 - 70.5 ft	65.5 - 70.5 ft	65.5 - 70.5 ft	65.5 - 70.5 ft	65.5 - 70.5 ft	65.5 - 70.5 ft	24 - 35 ft	24 - 35 ft	24 - 35 ft	24 - 35 ft	24 - 35 ft	24 - 35 ft	24 - 34 ft	24 - 34 ft	24 - 34 ft
SAMPLE DATE	ACTION LIMIT	STANDARD	04/11/2017	04/11/2017	10/09/2017	04/04/2018	10/15/2018	04/11/2019	04/11/2019	10/11/2019	10/15/2020	10/15/2020	04/15/2021	04/15/2021	10/14/2021	08/26/2011	04/10/2012	01/14/2013	04/16/2013	07/17/2013	10/03/2013	08/26/2011	04/10/2012	01/15/2013
VOCs																								
1,1,1,2-Tetrachloroethane	7	70	< 11	< 1.1	< 5.5	< 0.11	< 5.5	< 6.7	< 6.7	< 6.7	< 2.7	< 2.7	< 3.6	< 1.4	< 3.6	< 0.25	< 0.31	< 0.25	< 0.25	< 0.25	< 0.25	< 0.25	< 0.31	< 0.25
1,1,1-Trichloroethane	40	200	< 10	< 1.0	< 5	< 0.10	< 5.0	< 6.1	< 6.1	< 6.1	< 2.4	< 2.4	< 3.0	< 1.2	< 3.0	< 0.5	< 0.26	< 0.2	< 0.2	< 0.2	< 0.2	< 0.5	< 0.26	< 0.2
1,1,2-Trichloroethane	0.5	5	< 10	< 1.0	< 5	< 0.10	< 5.0	< 13.8	< 13.8	< 13.8	< 5.5	< 5.5	< 3.4	< 1.4	< 3.4	< 0.25	< 0.3	< 0.28	< 0.28	< 0.28	< 0.28	< 0.25	< 0.3	< 0.28
1,1-Dichloroethene	0.7	7	< 14	< 1.4	< 7	< 0.14	< 7.0	< 6.1	< 6.1	< 6.1	< 2.4	< 2.4	< 5.8	< 2.3	< 5.8	< 0.5	< 0.29	< 0.31	< 0.31	< 0.31	< 0.31	< 0.5	< 0.29	< 0.31
1,2,4-Trimethylbenzene	96	480	***96***	***110***	***170***	***140***	90	57.0 J	56.3 J	43.5 J	35.8	36.5	9.9 J	10.8	4.9 J	< 0.2	< 0.22	< 0.14	< 0.14	< 0.14	< 0.14	< 0.2	< 0.22	< 0.14
1,2-Dibromoethane	0.005	0.05	< 13	< 1.3	< 6.5	< 0.13	< 6.5	< 20.7	< 20.7	< 20.7	< 8.3	< 8.3	< 3.1	< 1.2	< 3.1	< 0.2	< 0.45	< 0.36	< 0.36	< 0.36	< 0.36	< 0.2	< 0.45	< 0.36
1,2-Dichlorobenzene	60	600	< 7.6	< 0.76	< 3.8	< 0.076	< 3.8	< 17.6	< 17.6	< 17.6	< 7.1	< 7.1	< 3.3	< 1.3	< 3.3	< 0.2	< 0.21	< 0.27	< 0.27	< 0.27	< 0.27	< 0.2	< 0.21	< 0.27
1,2-Dichloroethane	0.5	5	< 7.8	< 0.78	< 3.9	< 0.078	< 3.9	< 7.0	< 7.0	< 7.0	< 2.8	< 2.8	< 2.9	< 1.2	< 2.9	< 0.5	< 0.28	< 0.28	< 0.28	< 0.28	< 0.28	< 0.5	< 0.28	< 0.28
1,2-Dichloropropane	0.5	5	< 10	< 1.0	< 5	< 0.10	< 5.0	< 7.1	< 7.1	< 7.1	< 2.8	< 2.8	< 4.5	< 1.8	< 4.5	< 0.5	< 0.36	< 0.2	< 0.2	< 0.2	< 0.2	< 0.5	< 0.36	< 0.2
1,2,3-Trichlorobenzene	NE	NE	< 4.5	< 0.45	< 2.3	< 0.045	< 2.3	< 15.6	< 15.6	< 15.6	< 22.1	< 22.1	< 10.2	< 4.1	< 10.2	< 0.25	< 0.36	< 0.24	< 0.24	< 0.24	< 0.24	< 0.25	< 0.36	< 0.24
1,2,4-Trichlorobenzene	14	70	< 7.7	< 0.77	< 3.9	< 0.077	< 3.9	< 23.8	< 23.8	< 23.8	< 9.5	< 9.5	< 9.5	< 3.8	< 9.5	< 0.25	< 0.22	< 0.31	< 0.31	< 0.31	< 0.31	< 0.25	< 0.22	< 0.31
1,3,5-Trimethylbenzene	96	480	< 7.5	< 0.75	< 3.8	2.1	< 3.8	< 21.8	< 21.8	< 21.8	< 8.7	< 8.7	< 3.6	< 1.4	< 3.6	< 0.2	< 0.23	< 0.18	< 0.18	< 0.18	< 0.18	< 0.2	< 0.23	< 0.18
2-Butanone	800	4000	< 300	< 30	< 150	< 3.0	< 150 J	< 73.4	< 73.4	< 73.4	< 29.4	< 29.4	< 65.2	< 26.1	< 65.2	NA	NA	NA	NA	NA	NA	NA	NA	NA
2-Hexanone	NE	NE	< 95	< 9.5	< 48	< 0.95	< 48	< 61.4	< 61.4	< 61.4	< 52.1	< 52.1	< 62.8	< 25.1	< 62.8	NA	NA	NA	NA	NA	NA	NA	NA	NA
4-Methyl-2-pentanone	50	500	< 77	< 7.7	< 39	< 0.77	< 39	< 38.3	< 38.3	< 38.3	< 46.4	< 46.4	< 59.5	< 23.8	< 59.5	NA	NA	NA	NA	NA	NA	NA	NA	NA
Acetone	1800	9000	< 340	< 34	< 170	20	< 170	119 J	197 J	< 68.5 U	74.3 J	< 27.4	< 86.4	< 34.6	104 J	NA	NA	NA	NA	NA	NA	NA	NA	NA
Benzene	0.5	5	***1700***	***1700***	***2000***	***2200***	***1500***	***1210***	***1280***	***1180***	***632***	***641***	***432***	***423***	***343***	< 0.2	< 0.12	< 0.074	< 0.074	< 0.074	< 0.074	< 0.2	< 0.12	< 0.074
Bromodichloromethane	0.06	0.6	< 7.7	< 0.77	< 3.9	< 0.077	< 3.9	< 9.1	< 9.1	< 9.1	< 3.6	< 3.6	< 4.2	< 1.7	< 4.2	< 0.2	< 0.23	< 0.17	< 0.17	< 0.17	< 0.17	< 0.2	< 0.23	< 0.17
Bromoform	0.44	4.4	< 8.8	< 0.88	< 4.4	< 0.088	< 4.4	< 99.3	< 99.3	< 99.3	< 39.7	< 39.7	< 38.0	< 15.2	< 38.0	< 0.2	< 0.45	< 0.28	< 0.28	< 0.28	< 0.28	< 0.2	< 0.45	< 0.28
Bromomethane	1	10	< 59	< 5.9	< 30	< 0.59	< 30	< 24.3	< 24.3	< 24.3	< 9.7	< 9.7	< 11.9	< 4.8	< 11.9	< 0.5	< 0.49	< 0.31	< 0.31	< 0.31	< 0.31	< 0.5	< 0.49	< 0.31
Carbon disulfide	200	1000	< 5.3	< 0.53	< 2.7	< 0.053	< 2.7	< 9.4	< 9.4	< 9.4	< 4.5	< 4.5	< 11.0	< 4.4	< 11.0	NA	NA	NA	NA	NA	NA	NA	NA	NA
Carbon tetrachloride	0.5	5	< 3.8	< 0.38	< 1.9	< 0.038	< 1.9	< 4.1	< 4.1	< 4.1	< 10.8	< 10.8	< 3.7	< 1.5	< 3.7	< 0.8	< 0.28	< 0.26	< 0.26	< 0.26	< 0.26	< 0.8	< 0.28	< 0.26
Chloroform	0.6	6	< 6.2	< 0.62	< 3.1	< 0.062	< 3.1	< 31.8	< 31.8	< 31.8	< 12.7	< 12.7	< 11.8	< 4.7	< 11.8	< 0.2	< 0.25	< 0.2	< 0.2	< 0.2	< 0.2	< 0.2	< 0.25	< 0.2
Chloromethane	3	30	< 16	< 1.6	***19 J***	< 0.16	< 14 U	< 54.7	< 54.7	< 54.7	< 21.9	< 21.9	< 16.4	< 6.5	< 16.4	< 0.3	< 0.24	< 0.18	< 0.18	< 0.18	< 0.18	< 0.3	< 0.24	< 0.18
cis-1,2-Dichloroethene	7	70	< 11 J	***7.3 J***	< 5.5	***8.3***	***8.5 J***	< 6.8	< 6.8	***9.0 J***	***7.8 J***	***8.2 J***	***8.1 J***	***7.4***	***11.7***	< 0.5	< 0.22	< 0.12	< 0.12	< 0.12	< 0.12	< 0.5	< 0.22	< 0.12
Dichlorodifluoromethane	200	1000	< 11	< 1.1	< 5.5	< 0.11	< 5.5	< 12.5	< 12.5	< 12.5	< 5.0	< 5.0	< 4.6	< 1.8	< 4.6	< 0.5	< 0.26	< 0.2	< 0.2	< 0.2	< 0.2	< 0.5	< 0.26	< 0.2
Ethylbenzene	140	700	23 J	22	36	47	34	32.0	38.1	21.7 J	8.0 J	7.4 J	3.4 J	3.7 J	< 3.3	< 0.5	< 0.14	< 0.13	< 0.13	< 0.13	< 0.13	< 0.5	< 0.14	< 0.13
Isopropylbenzene	NE	NE	33 J	34	33	30	17 J	15.3 J	16.8 J	16.3 J	20.4 J	20.9 J	15.0 J	14.9 J	16.0 J	< 0.2	< 0.21	< 0.14	< 0.14	< 0.14	< 0.14	< 0.2	< 0.21	< 0.14
m,p-Xylene	400	2000	73 J	80	140	55	53	44.2 J	43.4 J	18.4 J	8.8 J	7.7 J	< 7.0	3.6 J	< 7.0	NA	NA	NA	NA	NA	NA	NA	NA	NA
Methyl tert-butyl ether	12	60	< 14	< 1.4	< 7	< 0.14	< 7.0 J	< 31.1	< 31.1	< 31.1	< 12.5	< 12.5	< 11.3	< 4.5	< 11.3	< 0.5	< 0.28	< 0.24	< 0.24	< 0.24	< 0.24	< 0.5	< 0.28	< 0.24
Methylene chloride	0.5	5	< 14	< 1.4	< 7	< 0.14	< 7.0 J+	< 14.5	< 14.5	< 14.5	< 5.8	< 5.8	< 3.2	< 1.3	< 3.2	< 1	< 0.63	< 0.68	< 0.68	< 0.68	< 0.68	< 1	< 0.63	< 0.68
Naphthalene	10	100	***81 J***	***110 J***	***140 BJ***	***65***	< 41 U	< 29.4	< 29.4	< 29.4	< 11.8	< 11.8	< 11.3	< 4.5	< 11.3	< 0.25	< 0.24	< 0.16	< 0.16	< 0.16	< 0.16	< 0.25	< 0.24	< 0.16
n-Butylbenzene	NE	NE	< 14 J	6.3 J	< 7	4.2	< 7.0	< 17.7	< 17.7	< 17.7	< 7.1	< 7.1	< 8.6	< 3.4	< 8.6	< 0.2	< 0.21	< 0.13	< 0.13	< 0.13	< 0.13	< 0.2	< 0.21	< 0.13
n-Hexane	120	600	< 21	< 2.1	< 11	< 0.21	< 11	< 42.7	< 42.7	< 42.7	< 17.1	< 17.1	< 14.6	< 5.8	< 14.6	NA	NA	NA	NA	NA	NA	NA	NA	NA
n-Propylbenzene	NE	NE	24 J	24	28	30	16 J	< 20.3	< 20.3	< 20.3	10.9 J	11.2 J	6.2 J	5.7	4.9 J	< 0.5	< 0.19	< 0.13	< 0.13	< 0.13	< 0.13	< 0.5	< 0.19	< 0.13
o-Xylene	400	2000	9.0 J	8.7	9.5 J	6.8	3.0 J	< 6.5	< 6.5	< 6.5	< 2.6	< 2.6	< 3.5	< 1.4	< 3.5	NA	NA	NA	NA	NA	NA	NA	NA	NA
p-Isopropyltoluene	NE	NE	< 8.5	< 0.85	< 4.3	3.7	< 4.3	< 20.0	< 20.0	< 20.0	< 8.0	< 8.0	< 10.4	< 4.2	< 10.4	< 0.2	< 0.24	< 0.17	< 0.17	< 0.17	< 0.17	< 0.2	< 0.24	< 0.17
sec-Butylbenzene	NE	NE	< 13	< 1.3	< 6.5	3.8	< 6.5	< 21.2	< 21.2	< 21.2	< 8.5	< 8.5	< 4.2	2.1 J	< 4.2	< 0.25	< 0.19	< 0.15	< 0.15	< 0.15	< 0.15	< 0.25	< 0.19	< 0.15
Styrene	10	100	< 6.5	< 0.65	6 J	< 0.065	< 3.3	< 11.6	< 11.6	< 11.6	< 30.1	< 30.1	< 3.6	< 1.4	< 3.6	< 0.5	< 0.26	< 0.1	< 0.1	< 0.1	< 0.1	< 0.5	< 0.26	< 0.1
tert-Butylbenzene	NE	NE	< 12	< 1.2	< 6	0.35 J	< 6.0	< 7.6	< 7.6	< 7.6	< 3.0	< 3.0	< 5.9	< 2.3	< 5.9	< 0.2	< 0.24	< 0.14	< 0.14	< 0.14	< 0.14	< 0.2	< 0.24	< 0.14
Tetrachloroethene	0.5	5	< 8.1	***0.90 J***	***9 BJ***	***0.53***	< 4.1	< 8.2	< 8.2	< 8.2	< 3.3	< 3.3	< 4.1	< 1.6	< 4.1	< 0.5	< 0.22	< 0.17	< 0.17	< 0.17	< 0.17	< 0.5	< 0.22	< 0.17
Toluene	160	800	100	110	140	140	92	95.5 J	93.1 J	87.7 J	38.0	37.0	20.6	20.6	16.3	< 0.5	< 0.15	< 0.11	< 0.11	< 0.11	< 0.11	< 0.5	< 0.15	< 0.11
trans-1,2-Dichloroethene	20	100	< 11 J	1.8 J	< 5.5	3.3	< 5.5	< 27.3	< 27.3	< 27.3	5.2 J	5.3 J	< 5.3	4.4	< 5.3	< 0.5	< 0.27	< 0.25	< 0.25	< 0.25	< 0.25	< 0.5	< 0.27	< 0.25
Trichloroethene	0.5	5	***23 J***	***26***	***20 J***	***15***	***20 J***	***14.4 J***	***18.3 J***	***13.9 J***	***9.0 J***	***9.4 J***	***6.9 J***	***7.6***	***11.7***	< 0.2	< 0.18	< 0.19	< 0.19	< 0.19	< 0.19	< 0.2	< 0.18	< 0.19
Trichlorofluoromethane	698	3490	< 50	< 5.0	< 25	< 0.5	< 6.5	< 5.4	< 5.4	< 5.4	< 2.1	< 2.1	< 4.2	< 1.7	< 4.2	< 2	< 0.22	< 0.19	< 0.19	< 0.19	< 0.19	< 2	< 0.22	< 0.19
Vinyl chloride	0.02	0.2	< 16	< 1.6	< 8	< 0.16	< 8.0	< 4.4	< 4.4	< 4.4	< 1.7	< 1.7	< 1.7	< 0.70	< 1.7	< 0.2	< 0.13	< 0.1	< 0.1	< 0.1	< 0.1	< 0.2	< 0.13	< 0.1
Xylenes, Total	400	2000	82 J	89	150	62	56 J	44.2 J	43.4 J	< 37.5	< 15.0	< 15.0	< 10.5	< 4.2	< 10.5	< 0.5	< 0.3	< 0.068	< 0.068	< 0.068	< 0.068	< 0.5	< 0.3	< 0.068
Total PCBs																								
Aroclor-1016	0.003	0.03	NA	NA	NA	NA	< 0.0072	NA	NA	NA	NA	NA	NA	NA	NA	NA	NA	NA	NA	NA	NA	NA	NA	NA
Aroclor-1232	0.003	0.03	NA	NA	NA	NA	< 0.0042	NA	NA	NA	NA	NA	NA	NA	NA	NA	NA	NA	NA	NA	NA	NA	NA	NA
Aroclor-1242	0.003	0.03	NA	NA	NA	NA	< 0.013	NA	NA	NA	NA	NA	NA	NA	NA	NA	NA	NA	NA	NA	NA	NA	NA	NA
Aroclor-1248	0.003	0.03	NA	NA	NA	NA	< 0.011	NA	NA	NA	NA	NA	NA	NA	NA	NA	NA	NA	NA	NA	NA	NA	NA	NA
Total Detected PCBs	0.003	0.03	NA	NA	NA	NA	ND	NA	NA	NA	NA	NA	NA	NA	NA	NA	NA	NA	NA	NA	NA	NA	NA	NA
Dissolved PCBs																								
Aroclor-1016	0.003	0.03	NA	NA	NA	NA	NA	NA	NA	NA	NA	NA	NA	NA	NA	NA	NA	NA	NA	NA	NA	NA	NA	NA
Aroclor-1232	0.003	0.03	NA	NA	NA	NA	NA	NA	NA	NA	NA	NA	NA	NA	NA	NA	NA	NA	NA	NA	NA	NA	NA	NA
Aroclor-1242	0.003	0.03	NA	NA	NA	NA	NA	NA	NA	NA	NA	NA	NA	NA	NA	NA	NA	NA	NA	NA	NA	NA	NA	NA
Aroclor-1248	0.003	0.03	NA	NA	NA	NA	NA	NA	NA	NA	NA	NA	NA	NA	NA	NA	NA	NA	NA	NA	NA	NA	NA	NA
Total Detected PCBs	0.003	0.03	NA	NA	NA	NA	NA	NA	NA	NA	NA	NA	NA	NA	NA	NA	NA	NA	NA	NA	NA	NA	NA	NA
Solids																								
Total Dissolved Solids (mg/L)	NE	NE	NA	NA	NA	NA	1000	NA	NA	NA	NA	NA	NA	NA	NA	NA	NA	NA	NA	NA	NA	NA	NA	NA
Total Suspended Solids (TSS) (mg/L)	NE	NE	NA	NA	NA	NA	13.4	NA	NA	NA	NA	NA	NA	NA	NA	NA	NA	NA	NA	NA	NA	NA	NA	NA

Notes on Page 61.

Table 7: Groundwater Analytical Results Summary
Madison-Kipp Corporation
Madison, Wisconsin

WELL ID			MW-8	MW-8	MW-8	MW-9D	MW-9D	MW-9D[3]	MW-9D	MW-9D	MW-9D	MW-9D	MW-9D	MW-9D	MW-9D	MW-9D	MW-9D	MW-9D	MW-9D[3]	MW-9D	MW-9D
SCREEN INTERVAL (feet bgs)	PREVENTIVE	ENFORCEMENT	24 - 34 ft	24 - 34 ft	24 - 34 ft	44 - 49 ft	44 - 49 ft	44 - 49 ft	44 - 49 ft	44 - 49 ft	44 - 49 ft	44 - 49 ft	44 - 49 ft	44 - 49 ft	44 - 49 ft	44 - 49 ft	44 - 49 ft	44 - 49 ft	44 - 49 ft	44 - 49 ft	44 - 49 ft
SAMPLE DATE	ACTION LIMIT	STANDARD	04/16/2013	07/17/2013	10/03/2013	09/09/2011	04/11/2012	04/11/2012	01/15/2013	04/18/2013	07/18/2013	10/04/2013	04/16/2014	10/14/2014	04/09/2015	10/20/2015	10/13/2016	10/04/2017	10/11/2018	10/16/2019	10/16/2019	10/14/2020	10/18/2021
VOCs																							
1,1,1,2-Tetrachloroethane	7	70	< 0.25	< 0.25	< 0.25	< 0.25	< 0.31	< 0.31	< 0.25	< 0.25	< 0.25	< 0.25	< 0.25	< 0.25	< 0.25	< 0.46	< 0.11	< 0.11	< 0.11	< 0.27	< 0.27	< 0.27	< 0.36
1,1,1-Trichloroethane	40	200	< 0.2	< 0.2	< 0.2	< 0.5	< 0.26	< 0.26	< 0.2	< 0.2	< 0.2	< 0.2	< 0.20	< 0.20	< 0.20	< 0.38	< 0.10	< 0.1	< 0.10	< 0.24	< 0.24	< 0.24	< 0.30
1,1,2-Trichloroethane	0.5	5	< 0.28	< 0.28	< 0.28	< 0.25	< 0.3	< 0.3	< 0.28	< 0.28	< 0.28	< 0.28	< 0.28	< 0.28	< 0.28	< 0.35	< 0.10	< 0.1	< 0.10	< 0.55	< 0.55	< 0.55	< 0.34
1,1-Dichloroethene	0.7	7	< 0.31	< 0.31	< 0.31	< 0.5	< 0.29	< 0.29	< 0.31	< 0.31	< 0.31	< 0.31	< 0.31	< 0.31	< 0.31	< 0.39	< 0.14	< 0.14	< 0.14	< 0.24	< 0.24	< 0.24	< 0.58
1,2,4-Trimethylbenzene	96	480	< 0.14	< 0.14	< 0.14	< 0.2	< 0.22	< 0.22	< 0.14	< 0.14	< 0.14	< 0.14	< 0.14	< 0.14	< 0.14	< 0.36	< 0.060	< 0.06	< 0.060	< 0.84	< 0.84	< 0.84	< 0.45
1,2-Dibromoethane	0.005	0.05	< 0.36	< 0.36	< 0.36	< 0.2	< 0.45	< 0.45	< 0.36	< 0.36	< 0.36	< 0.36	< 0.36	< 0.36	< 0.36	< 0.39	< 0.13	< 0.13	< 0.13	< 0.83	< 0.83	< 0.83	< 0.31
1,2-Dichlorobenzene	60	600	< 0.27	< 0.27	< 0.27	< 0.2	< 0.21	< 0.21	< 0.27	< 0.27	< 0.27	< 0.27	< 0.27	< 0.27	< 0.27	< 0.33	< 0.076	< 0.076	< 0.076	< 0.71	< 0.71	< 0.71	< 0.33
1,2-Dichloroethane	0.5	5	< 0.28	< 0.28	< 0.28	< 0.5	< 0.28	< 0.28	< 0.28	< 0.28	< 0.28	< 0.28	< 0.28	< 0.28	< 0.28	< 0.39	< 0.078	< 0.078	< 0.078	< 0.28	< 0.28	< 0.28	< 0.29
1,2-Dichloropropane	0.5	5	< 0.2	< 0.2	< 0.2	< 0.5	< 0.36	< 0.36	< 0.2	< 0.2	< 0.2	< 0.2	< 0.20	< 0.20	< 0.20	< 0.43	< 0.10	< 0.1	< 0.10	< 0.28	< 0.28	< 0.28	< 0.45
1,2,3-Trichlorobenzene	NE	NE	< 0.24	< 0.24	< 0.24	< 0.25	< 0.36	< 0.36	< 0.24	< 0.24	< 0.24	< 0.24	< 0.24	< 0.24	< 0.24	< 0.46	< 0.045	< 0.045	< 0.045	< 0.63	< 0.63	< 2.2	< 1.0
1,2,4-Trichlorobenzene	14	70	< 0.31	< 0.31	< 0.31	< 0.25	< 0.22	< 0.22	< 0.31	< 0.31	< 0.31	< 0.31	< 0.31	< 0.31	< 0.31	< 0.34	< 0.077	< 0.077	< 0.077	< 0.95	< 0.95	< 0.95	< 0.95
1,3,5-Trimethylbenzene	96	480	< 0.18	< 0.18	< 0.18	< 0.2	< 0.23	< 0.23	< 0.18	< 0.18	< 0.18	< 0.18	< 0.18	< 0.18	< 0.18	< 0.25	< 0.075	< 0.075	< 0.075	< 0.87	< 0.87	< 0.87	< 0.36
2-Butanone	800	4000	NA	NA	NA	NA	NA	NA	NA	NA	NA	NA	NA	NA	NA	NA	< 3.0	< 3	< 3.0	< 2.9	< 2.9	< 2.9	< 6.5
2-Hexanone	NE	NE	NA	NA	NA	NA	NA	NA	NA	NA	NA	NA	NA	NA	NA	NA	< 0.95	< 0.95	< 0.95	< 2.5	< 2.5	< 5.2	< 6.3
4-Methyl-2-pentanone	50	500	NA	NA	NA	NA	NA	NA	NA	NA	NA	NA	NA	NA	NA	NA	< 0.77	< 0.77	< 0.77	< 1.5	< 1.5	< 4.6	< 6.0
Acetone	1800	9000	NA	NA	NA	NA	NA	NA	NA	NA	NA	NA	NA	NA	NA	NA	< 3.4	17 BJ	< 10 U	< 2.7	< 2.7	< 2.7	< 8.6
Benzene	0.5	5	< 0.074	< 0.074	< 0.074	< 0.2	< 0.12	< 0.12	< 0.074	< 0.074	< 0.074	< 0.074	< 0.074	< 0.074	< 0.074	< 0.15	< 0.089	< 0.089	< 0.089	< 0.25	< 0.25	< 0.25	< 0.30
Bromodichloromethane	0.06	0.6	< 0.17	< 0.17	< 0.17	< 0.2	< 0.23	< 0.23	< 0.17	< 0.17	< 0.17	< 0.17	< 0.17	< 0.17	< 0.17	< 0.37	< 0.077	< 0.077	< 0.077	< 0.36	< 0.36	< 0.36	< 0.42
Bromoform	0.44	4.4	< 0.28	< 0.28	< 0.28	< 0.2	< 0.45	< 0.45	< 0.28	< 0.28	< 0.28	< 0.28	< 0.28	< 0.28	< 0.28	< 0.48	< 0.088	< 0.088	< 0.088	< 4.0	< 4.0	< 4.0	< 3.8
Bromomethane	1	10	< 0.31	< 0.31	< 0.31	< 0.5	< 0.49	< 0.49	< 0.31	< 0.31	< 0.31	< 0.31	< 0.31	< 0.31 *	< 0.31	< 0.80	< 0.59	< 0.59	< 0.59	< 0.97	< 0.97	< 0.97	< 1.2
Carbon disulfide	200	1000	NA	NA	NA	NA	NA	NA	NA	NA	NA	NA	NA	NA	NA	NA	0.16 J	< 0.053	< 0.053	< 0.37	< 0.37	< 0.45	< 1.1
Carbon tetrachloride	0.5	5	< 0.26	< 0.26	< 0.26	< 0.8	< 0.28	< 0.28	< 0.26	< 0.26	< 0.26	< 0.26	< 0.26	< 0.26	< 0.26	< 0.38	< 0.038	0.09 J	< 0.038	< 0.17	< 0.17	< 1.1	< 0.37
Chloroform	0.6	6	< 0.2	< 0.2	< 0.2	< 0.2	< 0.25	< 0.25	< 0.2	< 0.2	< 0.2	< 0.2	< 0.20	< 0.20	< 0.20	< 0.37	< 0.062	< 0.062	< 0.062	< 1.3	< 1.3	< 1.3	< 1.2
Chloromethane	3	30	< 0.18	< 0.18	< 0.18	< 0.3	< 0.24	< 0.24	< 0.18	< 0.18	< 0.18	< 0.18	< 0.18	< 0.18	< 0.18	< 0.32	0.63 BJ	***4.7***	< 0.57 U	< 2.2	< 2.2	< 2.2	< 1.6
cis-1,2-Dichloroethene	7	70	< 0.12	< 0.12	< 0.12	< 0.5	< 0.22	< 0.22	< 0.12	< 0.12	< 0.12	< 0.12	< 0.12	< 0.12	< 0.12	< 0.41	< 0.11	< 0.11	< 0.11	< 0.27	< 0.27	< 0.27	< 0.47 J
Dichlorodifluoromethane	200	1000	< 0.2	< 0.2	< 0.2	< 0.5	< 0.26	< 0.26	< 0.2	< 0.2	< 0.2	< 0.2	< 0.20	< 0.20	< 0.20	< 0.54	< 0.11	< 0.11	0.13 J	< 0.50	< 0.50	< 0.50	< 0.46
Ethylbenzene	140	700	< 0.13	< 0.13	< 0.13	< 0.5	< 0.14	< 0.14	< 0.13	< 0.13	< 0.13	< 0.13	< 0.13	< 0.13	< 0.13	< 0.18	< 0.054	< 0.054	< 0.054	< 0.22	< 0.22	< 0.32	< 0.33
Isopropylbenzene	NE	NE	< 0.14	< 0.14	< 0.14	< 0.2	< 0.21	< 0.21	< 0.14	< 0.14	< 0.14	< 0.14	< 0.14	< 0.14	< 0.14	< 0.39	< 0.081	< 0.081	< 0.081	< 0.39	< 0.39	< 1.7	< 1.0
m,p-Xylene	400	2000	NA	NA	NA	NA	NA	NA	NA	NA	NA	NA	NA	NA	NA	NA	< 0.057	< 0.057	< 0.057	< 0.47	< 0.47	< 0.47	< 0.70
Methyl tert-butyl ether	12	60	< 0.24	< 0.24	< 0.24	< 0.5	< 0.28	< 0.28	< 0.24	< 0.24	< 0.24	< 0.24	< 0.24	< 0.24	< 0.24	< 0.39	< 0.14	< 0.14	< 0.14	< 1.2	< 1.2	< 1.2	< 1.1 J
Methylene chloride	0.5	5	< 0.68	< 0.68	< 0.68	< 1	***9***	< 0.63	< 0.68	< 0.68	< 0.68	< 0.68	< 0.68	< 0.68	< 0.68	< 1.6	< 0.14	< 0.14	< 0.56 U	< 0.58	< 0.58	< 0.58	< 0.32
Naphthalene	10	100	< 0.16	< 0.16	< 0.16	< 0.25	< 0.24	< 0.24	< 0.16	< 0.16	< 0.16	< 0.16	< 0.16	< 0.16	< 0.16	< 0.34	< 0.088	< 0.088	< 0.13 U	< 1.2	< 1.2	< 1.2	< 1.1
n-Butylbenzene	NE	NE	< 0.13	< 0.13	< 0.13	< 0.2	< 0.21	< 0.21	< 0.13	< 0.13	< 0.13	< 0.13	< 0.13	< 0.13	< 0.13	< 0.39	< 0.14	< 0.14	< 0.14	< 0.71	< 0.71	< 0.71	< 0.86
n-Hexane	120	600	NA	NA	NA	NA	NA	NA	NA	NA	NA	NA	NA	NA	NA	NA	< 0.21	< 0.21	< 0.21	< 1.7	< 1.7	< 1.7	< 1.5
n-Propylbenzene	NE	NE	< 0.13	< 0.13	< 0.13	< 0.5	< 0.19	< 0.19	< 0.13	< 0.13	< 0.13	< 0.13	< 0.13	< 0.13	< 0.13	< 0.41	< 0.10	< 0.1	< 0.10	< 0.81	< 0.81	< 0.81	< 0.35
o-Xylene	400	2000	NA	NA	NA	NA	NA	NA	NA	NA	NA	NA	NA	NA	NA	NA	< 0.058	< 0.058	< 0.058	< 0.26	< 0.26	< 0.26	< 0.35
p-Isopropyltoluene	NE	NE	< 0.17	< 0.17	< 0.17	< 0.2	< 0.24	< 0.24	< 0.17	< 0.17	< 0.17	< 0.17	< 0.17	< 0.17	< 0.17	< 0.36	< 0.085	< 0.085	< 0.085	< 0.80	< 0.80	< 0.80	< 1.0
sec-Butylbenzene	NE	NE	< 0.15	< 0.15	< 0.15	< 0.25	< 0.19	< 0.19	< 0.15	< 0.15	< 0.15	< 0.15	< 0.15	< 0.15	< 0.15	< 0.40	< 0.13	< 0.13	< 0.13	< 0.85	< 0.85	< 0.85	< 0.42
Styrene	10	100	< 0.1	< 0.1	< 0.1	< 0.5	< 0.26	< 0.26	< 0.1	< 0.1	< 0.1	< 0.1	< 0.10	< 0.10	< 0.10	< 0.39	< 0.065	0.08 BJ	< 0.065	< 0.47	< 0.47	< 3.0	< 0.36
tert-Butylbenzene	NE	NE	< 0.14	< 0.14	< 0.14	< 0.2	< 0.24	< 0.24	< 0.14	< 0.14	< 0.14	< 0.14	< 0.14	< 0.14	< 0.14	< 0.40	< 0.12	< 0.12	< 0.12	< 0.30	< 0.30	< 0.30	< 0.59
Tetrachloroethene	0.5	5	< 0.17	< 0.17	< 0.17	< 0.5	< 0.22	< 0.22	< 0.17	< 0.17	< 0.17	< 0.17	< 0.17	< 0.17	< 0.17	< 0.37	0.20 J	< 0.081	< 0.081	< 0.33	< 0.33	< 0.33	< 0.41
Toluene	160	800	< 0.11	< 0.11	< 0.11	< 0.5	< 0.15	< 0.15	< 0.11	< 0.11	< 0.11	< 0.11	< 0.11	< 0.11	< 0.11	< 0.15	< 0.053	< 0.053	0.060 J	< 0.17	< 0.17	< 0.27	< 0.29
trans-1,2-Dichloroethene	20	100	< 0.25	< 0.25	< 0.25	< 0.5	< 0.27	< 0.27	< 0.25	< 0.25	< 0.25	< 0.25	< 0.25	< 0.25	< 0.25	< 0.35	< 0.11	< 0.11	< 0.11	< 1.1	< 1.1	< 0.46	< 0.53
Trichloroethene	0.5	5	< 0.19	< 0.19	< 0.19	< 0.2	< 0.18	< 0.18	< 0.19	< 0.19	< 0.19	< 0.19	< 0.19	< 0.19	< 0.19	< 0.16	< 0.062	< 0.062	< 0.062	< 0.26	< 0.26	< 0.26	< 0.32
Trichlorofluoromethane	698	3490	< 0.19	< 0.19	< 0.19	< 2	< 0.22	< 0.22	< 0.19	< 0.19	< 0.19	< 0.19	< 1.0	< 1.0	< 1.0	< 1.0	< 0.50	< 0.5	0.61	< 0.21	< 0.21	0.24 J	< 0.42
Vinyl chloride	0.02	0.2	< 0.1	< 0.1	< 0.1	< 0.2	< 0.13	< 0.13	< 0.1	< 0.1	< 0.1	< 0.1	< 0.10	< 0.10	< 0.10	< 0.20	< 0.16	< 0.16	< 0.16	< 0.17	< 0.17	< 0.17	< 0.17
Xylenes, Total	400	2000	< 0.068	< 0.068	< 0.068	< 0.5	< 0.3	< 0.3	< 0.068	< 0.068	< 0.068	< 0.068	< 0.068	< 0.068	< 0.068	< 0.22	< 0.058	< 0.12	< 0.12	< 1.5	< 1.5	< 1.5	< 1.0
Total PCBs																							
Aroclor-1016	0.003	0.03	NA	NA	NA	NA	NA	NA	NA	NA	NA	NA	NA	NA	NA	NA	NA	NA	NA	NA	NA	NA	NA
Aroclor-1232	0.003	0.03	NA	NA	NA	NA	NA	NA	NA	NA	NA	NA	NA	NA	NA	NA	NA	NA	NA	NA	NA	NA	NA
Aroclor-1242	0.003	0.03	NA	NA	NA	NA	NA	NA	NA	NA	NA	NA	NA	NA	NA	NA	NA	NA	NA	NA	NA	NA	NA
Aroclor-1248	0.003	0.03	NA	NA	NA	NA	NA	NA	NA	NA	NA	NA	NA	NA	NA	NA	NA	NA	NA	NA	NA	NA	NA
Total Detected PCBs	0.003	0.03	NA	NA	NA	NA	NA	NA	NA	NA	NA	NA	NA	NA	NA	NA	NA	NA	NA	NA	NA	NA	NA
Dissolved PCBs																							
Aroclor-1016	0.003	0.03	NA	NA	NA	NA	NA	NA	NA	NA	NA	NA	NA	NA	NA	NA	NA	NA	NA	NA	NA	NA	NA
Aroclor-1232	0.003	0.03	NA	NA	NA	NA	NA	NA	NA	NA	NA	NA	NA	NA	NA	NA	NA	NA	NA	NA	NA	NA	NA
Aroclor-1242	0.003	0.03	NA	NA	NA	NA	NA	NA	NA	NA	NA	NA	NA	NA	NA	NA	NA	NA	NA	NA	NA	NA	NA
Aroclor-1248	0.003	0.03	NA	NA	NA	NA	NA	NA	NA	NA	NA	NA	NA	NA	NA	NA	NA	NA	NA	NA	NA	NA	NA
Total Detected PCBs	0.003	0.03	NA	NA	NA	NA	NA	NA	NA	NA	NA	NA	NA	NA	NA	NA	NA	NA	NA	NA	NA	NA	NA
Solids																							
Total Dissolved Solids (mg/L)	NE	NE	NA	NA	NA	NA	NA	NA	NA	NA	NA	NA	NA	NA	NA	NA	NA	NA	NA	NA	NA	NA	NA
Total Suspended Solids (TSS) (mg/L)	NE	NE	NA	NA	NA	NA	NA	NA	NA	NA	NA	NA	NA	NA	NA	NA	NA	NA	NA	NA	NA	NA	NA

Notes on Page 61.

Table 7: Groundwater Analytical Results Summary
Madison-Kipp Corporation
Madison, Wisconsin

WELL ID			MW-9D2	MW-9D2	MW-9D2	MW-9D2	MW-9D2	MW-9D2	MW-9D2	MW-9D2	MW-9D2	MW-9D2	MW-9D2	MW-9D2	MW-9D2	MW-9D2	MW-9D2	MW-9D2	MW-9D2
SCREEN INTERVAL (feet bgs)	PREVENTIVE	ENFORCEMENT	64 - 69 ft	64 - 69 ft	64 - 69 ft	64 - 69 ft	64 - 69 ft	64 - 69 ft	64 - 69 ft	64 - 69 ft	64 - 69 ft	64 - 69 ft	64 - 69 ft	64 - 69 ft	64 - 69 ft	64 - 69 ft	64 - 69 ft	64 - 69 ft	64 - 69 ft
SAMPLE DATE	ACTION LIMIT	STANDARD	09/09/2011	04/11/2012	01/15/2013	04/18/2013	07/18/2013	10/04/2013	04/16/2014	10/14/2014	04/10/2015	10/20/2015	01/21/2016	04/20/2016	07/19/2016	10/13/2016	1/19/2017	04/12/2017	10/04/2017
VOCs																			
1,1,1,2-Tetrachloroethane	7	70	< 0.25	< 0.31	< 0.25	< 0.25	< 0.25	< 0.25	< 0.25	< 0.25	< 0.25	< 0.46	< 0.11	< 0.11	< 0.11	< 0.11	< 0.11	< 0.11	< 0.11
1,1,1-Trichloroethane	40	200	< 0.5	< 0.26	< 0.2	< 0.2	< 0.2	< 0.2	< 0.20	< 0.20	< 0.20	< 0.38	< 0.10	< 0.10	< 0.10	< 0.10	< 0.10	< 0.10	< 0.1
1,1,2-Trichloroethane	0.5	5	< 0.25	< 0.3	< 0.28	< 0.28	< 0.28	< 0.28	< 0.28	< 0.28	< 0.28	< 0.35	< 0.10	< 0.10	< 0.10	< 0.10	< 0.10	< 0.10	< 0.1
1,1-Dichloroethene	0.7	7	< 0.5	< 0.29	< 0.31	< 0.31	< 0.31	< 0.31	< 0.31	< 0.31	< 0.31	< 0.39	< 0.14	< 0.14	< 0.14	< 0.14	< 0.14	< 0.14	< 0.14
1,2,4-Trimethylbenzene	96	480	< 0.2	< 0.22	< 0.14	< 0.14	< 0.14	< 0.14	< 0.14	< 0.14	< 0.14	< 0.36	< 0.060	< 0.060	< 0.060	< 0.060	< 0.060	< 0.060	< 0.06
1,2-Dibromoethane	0.005	0.05	< 0.2	< 0.45	< 0.36	< 0.36	< 0.36	< 0.36	< 0.36	< 0.36	< 0.36	< 0.39	< 0.13	< 0.13	< 0.13	< 0.13	< 0.13	< 0.13	< 0.13
1,2-Dichlorobenzene	60	600	< 0.2	< 0.21	< 0.27	< 0.27	< 0.27	< 0.27	< 0.27	< 0.27	< 0.27	< 0.33	< 0.076	< 0.076	< 0.076	< 0.076	< 0.076	< 0.076	< 0.076
1,2-Dichloroethane	0.5	5	< 0.5	< 0.28	< 0.28	< 0.28	< 0.28	< 0.28	< 0.28	< 0.28	< 0.28	< 0.39	< 0.078	< 0.078	< 0.078	< 0.078	< 0.078	< 0.078	< 0.078
1,2-Dichloropropane	0.5	5	< 0.5	< 0.36	< 0.2	< 0.2	< 0.2	< 0.2	< 0.20	< 0.20	< 0.20	< 0.43	< 0.10	< 0.10	< 0.10	< 0.10	< 0.10	< 0.10	< 0.1
1,2,3-Trichlorobenzene	NE	NE	< 0.25	< 0.36	< 0.24	< 0.24	< 0.24	< 0.24	< 0.24	< 0.24	< 0.24	< 0.46	< 0.045	< 0.045	< 0.045	< 0.045	< 0.045	< 0.045	< 0.045
1,2,4-Trichlorobenzene	14	70	< 0.25	< 0.22	< 0.31	< 0.31	< 0.31	< 0.31	< 0.31	< 0.31	< 0.31	< 0.34	< 0.077	< 0.077	< 0.077	< 0.077	< 0.077	< 0.077	< 0.077
1,3,5-Trimethylbenzene	96	480	< 0.2	< 0.23	< 0.18	< 0.18	< 0.18	< 0.18	< 0.18	< 0.18	< 0.18	< 0.25	< 0.075	< 0.075	< 0.075	< 0.075	< 0.075	< 0.075	< 0.075
2-Butanone	800	4000	NA	NA	NA	NA	NA	NA	NA	NA	NA	NA	< 3.0	< 3.0	< 3.0	< 3.0	< 3.0	< 3.0	< 3
2-Hexanone	NE	NE	NA	NA	NA	NA	NA	NA	NA	NA	NA	NA	< 0.95	< 0.95	< 0.95	< 0.95	< 0.95	< 0.95	< 0.95
4-Methyl-2-pentanone	50	500	NA	NA	NA	NA	NA	NA	NA	NA	NA	NA	< 0.77	< 0.77	< 0.77	< 0.77	< 0.77	< 0.77	< 0.77
Acetone	1800	9000	NA	NA	NA	NA	NA	NA	NA	NA	NA	NA	< 3.4	< 3.4	< 3.4	< 3.4	< 3.4	< 3.4	6.4 BJ
Benzene	0.5	5	< 0.2	< 0.12	< 0.074	< 0.074	< 0.074	< 0.074	< 0.074	< 0.074	< 0.074	< 0.15	0.11 J	< 0.089	< 0.089	< 0.089	< 0.089	< 0.089	0.09 J
Bromodichloromethane	0.06	0.6	< 0.2	< 0.23	< 0.17	< 0.17	< 0.17	< 0.17	< 0.17	< 0.17	< 0.17	< 0.37	< 0.077	< 0.077	< 0.077	< 0.077	< 0.077	< 0.077	< 0.077
Bromoform	0.44	4.4	< 0.2	< 0.45	< 0.28	< 0.28	< 0.28	< 0.28	< 0.28	< 0.28	< 0.28	< 0.48	< 0.088	< 0.088	< 0.088	< 0.088	< 0.088	< 0.088	< 0.088
Bromomethane	1	10	< 0.5	< 0.49	< 0.31	< 0.31	< 0.31	< 0.31	< 0.31	< 0.31 *	< 0.31	< 0.80	< 0.59	< 0.59	< 0.59	< 0.59	< 0.59	< 0.59	< 0.59
Carbon disulfide	200	1000	NA	NA	NA	NA	NA	NA	NA	NA	NA	NA	< 0.053	< 0.053	< 0.053	< 0.053	< 0.053	< 0.053	< 0.053
Carbon tetrachloride	0.5	5	< 0.8	< 0.28	< 0.26	< 0.26	< 0.26	< 0.26	< 0.26	< 0.26	< 0.26	< 0.38	< 0.038	< 0.038	< 0.038	< 0.038	< 0.038	< 0.038	< 0.038
Chloroform	0.6	6	< 0.2	< 0.25	< 0.2	< 0.2	< 0.2	< 0.2	< 0.20	< 0.20	< 0.20	< 0.37	< 0.062	< 0.062	< 0.062	< 0.062	< 0.062	< 0.062	< 0.062
Chloromethane	3	30	< 0.3	< 0.24	< 0.18	< 0.18	< 0.18	< 0.18	< 0.18	< 0.18	< 0.18	< 0.32	0.29 J	< 0.16	0.40 J	0.55 BJ	0.49 BJ	< 0.16	1.4 J+
cis-1,2-Dichloroethene	7	70	***12***	***11***	***14***	***16***	***16***	***18***	***19***	***24***	***26***	***32***	3.9	***34***	***31***	***35***	1.0 B	1.5	***32***
Dichlorodifluoromethane	200	1000	< 0.5	< 0.26	< 0.2	< 0.2	< 0.2	< 0.2	< 0.20	< 0.20	< 0.20	< 0.54	< 0.11	0.36 J	0.48 J	0.46 J	< 0.11	< 0.11	0.63
Ethylbenzene	140	700	< 0.5	< 0.14	< 0.13	< 0.13	< 0.13	< 0.13	< 0.13	< 0.13	< 0.13	< 0.18	< 0.054	< 0.054	< 0.054	< 0.054	< 0.054	< 0.054	< 0.054
Isopropylbenzene	NE	NE	< 0.2	< 0.21	< 0.14	< 0.14	< 0.14	< 0.14	< 0.14	< 0.14	< 0.14	< 0.39	< 0.081	< 0.081	< 0.081	< 0.081	< 0.081	< 0.081	< 0.081
m,p-Xylene	400	2000	NA	NA	NA	NA	NA	NA	NA	NA	NA	NA	< 0.057	< 0.057	< 0.057	< 0.057	< 0.057	< 0.057	< 0.057
Methyl tert-butyl ether	12	60	7.4	9.3	***20***	10	***12***	***15***	9.6	***12***	***17***	***24***	***18***	***21***	***28***	***29***	2.9 J+	2.4	***38***
Methylene chloride	0.5	5	< 1	***8.8***	< 0.68	< 0.68	< 0.68	< 0.68	< 0.68	< 0.68	< 0.68	< 1.6	0.17 J	< 0.14	< 0.14	< 0.14	***1.4 BJ***	< 0.14	< 0.14
Naphthalene	10	100	< 0.25	< 0.24	< 0.16	< 0.16	< 0.16	< 0.16	< 0.16	< 0.16	< 0.16	< 0.34	< 0.088	< 0.088	< 0.088	< 0.088	< 0.088	< 0.088	< 0.088
n-Butylbenzene	NE	NE	< 0.2	< 0.21	< 0.13	< 0.13	< 0.13	< 0.13	< 0.13	< 0.13	< 0.13	< 0.39	< 0.14	< 0.14	< 0.14	< 0.14	< 0.14	< 0.14	< 0.14
n-Hexane	120	600	NA	NA	NA	NA	NA	NA	NA	NA	NA	NA	< 0.21	< 0.21	< 0.21	< 0.21	< 0.21	< 0.21	< 0.21
n-Propylbenzene	NE	NE	< 0.5	< 0.19	< 0.13	< 0.13	< 0.13	< 0.13	< 0.13	< 0.13	< 0.13	< 0.41	< 0.10	< 0.10	< 0.10	< 0.10	< 0.10	< 0.10	< 0.1
o-Xylene	400	2000	NA	NA	NA	NA	NA	NA	NA	NA	NA	NA	< 0.058	< 0.058	< 0.058	< 0.058	< 0.058	< 0.058	< 0.058
p-Isopropyltoluene	NE	NE	< 0.2	< 0.24	< 0.17	< 0.17	< 0.17	< 0.17	< 0.17	< 0.17	< 0.17	< 0.36	< 0.085	< 0.085	< 0.085	< 0.085	< 0.085	< 0.085	< 0.085
sec-Butylbenzene	NE	NE	< 0.25	< 0.19	< 0.15	< 0.15	< 0.15	< 0.15	< 0.15	< 0.15	< 0.15	< 0.40	< 0.13	< 0.13	< 0.13	< 0.13	< 0.13	< 0.13	< 0.13
Styrene	10	100	< 0.5	< 0.26	< 0.1	< 0.1	< 0.1	< 0.1	< 0.10	< 0.10	< 0.10	< 0.39	< 0.065	< 0.065	< 0.065	< 0.065	< 0.065	< 0.065	0.08 BJ
tert-Butylbenzene	NE	NE	< 0.2	< 0.24	< 0.14	< 0.14	< 0.14	< 0.14	< 0.14	< 0.14	< 0.14	< 0.40	< 0.12	< 0.12	< 0.12	< 0.12	< 0.12	< 0.12	< 0.12
Tetrachloroethene	0.5	5	***29***	***10***	***26***	***28***	***30***	***34***	***26***	***41***	***37***	***41***	***11***	***58***	***44***	***61***	***2.6 B***	***5.5***	***49***
Toluene	160	800	< 0.5	< 0.15	< 0.11	< 0.11	< 0.11	< 0.11	< 0.11	< 0.11	< 0.11	< 0.15	< 0.053	< 0.053	< 0.053	< 0.053	0.15 BJ	< 0.053	< 0.053
trans-1,2-Dichloroethene	20	100	< 0.5	< 0.27	< 0.25	< 0.25	< 0.25	< 0.25	< 0.25	< 0.25	< 0.25	< 0.35	< 0.11	0.61	0.58	0.64	< 0.11	< 0.11	0.65
Trichloroethene	0.5	5	***5***	***3.8***	***5.5***	***6***	***6.3***	***7.4***	***6.5***	***9.6***	***9.5***	***11***	***2.8***	***13***	***13***	***16***	***0.95 B***	***1.7***	***14***
Trichlorofluoromethane	698	3490	< 2	< 0.22	< 0.19	< 0.19	< 0.19	< 0.19	< 1.0	< 1.0	< 1.0	< 1.0	< 0.50	< 0.50	< 0.50	< 0.50	< 0.50	< 0.50	< 0.5
Vinyl chloride	0.02	0.2	< 0.2	< 0.13	< 0.1	< 0.1	< 0.1	< 0.1	< 0.10	< 0.10	< 0.10	< 0.20	< 0.16	< 0.16	***0.17 J***	< 0.16	< 0.16	< 0.16	***0.59***
Xylenes, Total	400	2000	< 0.5	< 0.3	< 0.068	< 0.068	< 0.068	< 0.068	< 0.068	< 0.068	< 0.068	< 0.22	< 0.058	< 0.058	< 0.058	< 0.058	< 0.12	< 0.12	< 0.12
Total PCBs																			
Aroclor-1016	0.003	0.03	NA	NA	NA	NA	NA	NA	NA	NA	NA	NA	NA	NA	NA	NA	NA	NA	NA
Aroclor-1232	0.003	0.03	NA	NA	NA	NA	NA	NA	NA	NA	NA	NA	NA	NA	NA	NA	NA	NA	NA
Aroclor-1242	0.003	0.03	NA	NA	NA	NA	NA	NA	NA	NA	NA	NA	NA	NA	NA	NA	NA	NA	NA
Aroclor-1248	0.003	0.03	NA	NA	NA	NA	NA	NA	NA	NA	NA	NA	NA	NA	NA	NA	NA	NA	NA
Total Detected PCBs	0.003	0.03	NA	NA	NA	NA	NA	NA	NA	NA	NA	NA	NA	NA	NA	NA	NA	NA	NA
Dissolved PCBs																			
Aroclor-1016	0.003	0.03	NA	NA	NA	NA	NA	NA	NA	NA	NA	NA	NA	NA	NA	NA	NA	NA	NA
Aroclor-1232	0.003	0.03	NA	NA	NA	NA	NA	NA	NA	NA	NA	NA	NA	NA	NA	NA	NA	NA	NA
Aroclor-1242	0.003	0.03	NA	NA	NA	NA	NA	NA	NA	NA	NA	NA	NA	NA	NA	NA	NA	NA	NA
Aroclor-1248	0.003	0.03	NA	NA	NA	NA	NA	NA	NA	NA	NA	NA	NA	NA	NA	NA	NA	NA	NA
Total Detected PCBs	0.003	0.03	NA	NA	NA	NA	NA	NA	NA	NA	NA	NA	NA	NA	NA	NA	NA	NA	NA
Solids																			
Total Dissolved Solids (mg/L)	NE	NE	NA	NA	NA	NA	NA	NA	NA	NA	NA	NA	NA	NA	NA	NA	NA	NA	NA
Total Suspended Solids (TSS) (mg/L)	NE	NE	NA	NA	NA	NA	NA	NA	NA	NA	NA	NA	NA	NA	NA	NA	NA	NA	NA

Notes on Page 61.

Table 7: Groundwater Analytical Results Summary
Madison-Kipp Corporation
Madison, Wisconsin

WELL ID			MW-9D2	MW-9D2	MW-9D2[3]	MW-9D2	MW-9D2	MW-9D2	MW-9D2	MW-9D2	MW-9D2[3]	MW-10S	MW-10S	MW-10S	MW-10S	MW-10S	MW-10S	MW-11S	MW-11S	MW-11S	MW-11S	MW-11S	MW-11S	MW-11S
SCREEN INTERVAL (feet bgs)	PREVENTIVE	ENFORCEMENT	64 - 69 ft	64 - 69 ft	64 - 69 ft	64 - 69 ft	64 - 69 ft	64 - 69 ft	64 - 69 ft	64 - 69 ft	64 - 69 ft	11 - 21 ft	11 - 21 ft	11 - 21 ft	11 - 21 ft	11 - 21 ft	11 - 21 ft	24 - 34 ft	24 - 34 ft	24 - 34 ft	24 - 34 ft	24 - 34 ft	24 - 34 ft	24 - 34 ft
SAMPLE DATE	ACTION LIMIT	STANDARD	04/05/2018	10/11/2018	10/11/2018	04/09/2019	10/16/2019	10/14/2020	04/14/2021	10/18/2021	10/18/2021	04/10/2012	05/09/2012	01/15/2013	04/17/2013	07/17/2013	10/09/2013	04/12/2012	05/09/2012	01/15/2013	04/17/2013	07/18/2013	10/04/2013	10/09/2017
VOCs																								
1,1,1,2-Tetrachloroethane	7	70	< 0.11	< 0.11	< 0.22	< 0.54	< 0.27	< 0.27	< 0.36	< 0.36	< 0.36	< 0.31	< 0.25	< 0.25	< 0.25	< 0.25	< 0.25	< 0.31	< 0.25	< 0.25	< 0.25	< 0.25	< 0.25	NA
1,1,1-Trichloroethane	40	200	< 0.10	< 0.10	< 0.20	< 0.49	< 0.24	< 0.24	< 0.30	< 0.30	< 0.30	< 0.26	< 0.2	< 0.2	< 0.2	< 0.2	< 0.2	< 0.26	< 0.2	< 0.2	< 0.2	< 0.2	< 0.2	NA
1,1,2-Trichloroethane	0.5	5	< 0.10	< 0.10	< 0.20	< 1.1	< 0.55	< 0.55	< 0.34	< 0.34	< 0.34	< 0.3	< 0.28	< 0.28	< 0.28	< 0.28	< 0.28	< 0.3	< 0.28	< 0.28	< 0.28	< 0.28	< 0.28	NA
1,1-Dichloroethene	0.7	7	< 0.14	< 0.14	< 0.28	< 0.49	< 0.24	< 0.24	< 0.58	< 0.58	< 0.58	< 0.29	< 0.31	< 0.31	< 0.31	< 0.31	< 0.31	< 0.29	< 0.31	< 0.31	< 0.31	< 0.31	< 0.31	NA
1,2,4-Trimethylbenzene	96	480	< 0.060	< 0.060	< 0.12	< 1.7	< 0.84	< 0.84	< 0.45	< 0.45	< 0.45	0.76 J	< 0.14	< 0.14	< 0.14	< 0.14	< 0.14	0.55 J	< 0.14	< 0.14	< 0.14	< 0.14	< 0.14	NA
1,2-Dibromoethane	0.005	0.05	< 0.13	< 0.13	< 0.26	< 1.7	< 0.83	< 0.83	< 0.31	< 0.31	< 0.31	< 0.45	< 0.36	< 0.36	< 0.36	< 0.36	< 0.36	< 0.45	< 0.36	< 0.36	< 0.36	< 0.36	< 0.36	NA
1,2-Dichlorobenzene	60	600	< 0.076	< 0.076	< 0.15	< 1.4	< 0.71	< 0.71	< 0.33	< 0.33	< 0.33	< 0.21	< 0.27	< 0.27	< 0.27	< 0.27	< 0.27	< 0.21	< 0.27	< 0.27	< 0.27	< 0.27	< 0.27	NA
1,2-Dichloroethane	0.5	5	< 0.078	< 0.078	< 0.16	< 0.56	< 0.28	< 0.28	< 0.29	< 0.29	< 0.29	< 0.28	< 0.28	< 0.28	< 0.28	< 0.28	< 0.28	< 0.28	< 0.28	< 0.28	< 0.28	< 0.28	< 0.28	NA
1,2-Dichloropropane	0.5	5	< 0.10	< 0.10	< 0.20	< 0.57	< 0.28	< 0.28	< 0.45	< 0.45	< 0.45	< 0.36	< 0.2	< 0.2	< 0.2	< 0.2	< 0.2	< 0.36	< 0.2	< 0.2	< 0.2	< 0.2	< 0.2	NA
1,2,3-Trichlorobenzene	NE	NE	< 0.045	< 0.045	< 0.090	< 1.3	< 0.63	< 2.2	< 1.0	< 1.0	< 1.0	< 0.36	< 0.24	< 0.24	< 0.24	< 0.24	< 0.24	< 0.36	< 0.24	< 0.24	< 0.24	< 0.24	< 0.24	NA
1,2,4-Trichlorobenzene	14	70	< 0.077	< 0.077	< 0.15	< 1.9	< 0.95	< 0.95	< 0.95	< 0.95	< 0.95	< 0.22	< 0.31	< 0.31	< 0.31	< 0.31	< 0.31	< 0.22	< 0.31	< 0.31	< 0.31	< 0.31	< 0.31	NA
1,3,5-Trimethylbenzene	96	480	< 0.075	< 0.075	< 0.15	< 1.7	< 0.87	< 0.87	< 0.36	< 0.36	< 0.36	< 0.23	< 0.18	< 0.18	< 0.18	< 0.18	< 0.18	< 0.23	< 0.18	< 0.18	< 0.18	< 0.18	< 0.18	NA
2-Butanone	800	4000	< 3.0	< 3.0	< 6.0	< 5.9	< 2.9	< 2.9	< 6.5	< 6.5	< 6.5	NA	NA	NA	NA	NA	NA	NA	NA	NA	NA	NA	NA	NA
2-Hexanone	NE	NE	< 0.95	< 0.95	< 1.9	< 4.9	< 2.5	< 5.2	< 6.3	< 6.3	< 6.3	NA	NA	NA	NA	NA	NA	NA	NA	NA	NA	NA	NA	NA
4-Methyl-2-pentanone	50	500	< 0.77	< 0.77	< 1.5	< 3.1	< 1.5	< 4.6	< 6.0	< 6.0	< 6.0	NA	NA	NA	NA	NA	NA	NA	NA	NA	NA	NA	NA	NA
Acetone	1800	9000	< 3.4	< 6.7 U	< 6.8	< 5.5	< 2.7	< 2.7	< 8.6	< 8.6	< 8.6	NA	NA	NA	NA	NA	NA	NA	NA	NA	NA	NA	NA	NA
Benzene	0.5	5	< 0.089	0.14 J	< 0.18	< 0.49	< 0.25	< 0.25	< 0.30	< 0.30	< 0.30	< 0.12	< 0.074	< 0.074	< 0.074	< 0.074	< 0.074	< 0.12	< 0.074	< 0.074	< 0.074	< 0.074	< 0.074	NA
Bromodichloromethane	0.06	0.6	< 0.077	< 0.077	< 0.15	< 0.73	< 0.36	< 0.36	< 0.42	< 0.42	< 0.42	< 0.23	< 0.17	< 0.17	< 0.17	< 0.17	< 0.17	< 0.23	< 0.17	< 0.17	< 0.17	< 0.17	< 0.17	NA
Bromoform	0.44	4.4	< 0.088	< 0.088	< 0.18	< 7.9	< 4.0	< 4.0	< 3.8	< 3.8	< 3.8	< 0.45	< 0.28	< 0.28	< 0.28	< 0.28	< 0.28	< 0.45	< 0.28	< 0.28	< 0.28	< 0.28	< 0.28	NA
Bromomethane	1	10	< 0.59	< 0.59	< 1.2	< 1.9	< 0.97	< 0.97	< 1.2	< 1.2	< 1.2	< 0.49	< 0.31	< 0.31	< 0.31	< 0.31	< 0.31	< 0.49	< 0.31	< 0.31	< 0.31	< 0.31	< 0.31	NA
Carbon disulfide	200	1000	< 0.053	< 0.053	< 0.11	< 0.75	< 0.37	< 0.45	< 1.1	< 1.1	< 1.1	NA	NA	NA	NA	NA	NA	NA	NA	NA	NA	NA	NA	NA
Carbon tetrachloride	0.5	5	< 0.038	< 0.038	< 0.076	< 0.33	< 0.17	< 1.1	< 0.37	< 0.37	< 0.37	< 0.28	< 0.26	< 0.26	< 0.26	< 0.26	< 0.26	< 0.28	< 0.26	< 0.26	< 0.26	< 0.26	< 0.26	NA
Chloroform	0.6	6	< 0.062	< 0.062	< 0.12	< 2.5	< 1.3	< 1.3	< 1.2	< 1.2	< 1.2	< 0.25	< 0.2	< 0.2	< 0.2	< 0.2	< 0.2	< 0.25	< 0.2	< 0.2	< 0.2	< 0.2	< 0.2	NA
Chloromethane	3	30	< 0.16	< 0.58 U	< 0.32	< 4.4	< 2.2	< 2.2	< 1.6	< 1.6	< 1.6	< 0.24	< 0.18	< 0.18	< 0.18	< 0.18	< 0.18	< 0.24	< 0.18	< 0.18	< 0.18	< 0.18	< 0.18	NA
cis-1,2-Dichloroethene	7	70	1.7	***53***	***54***	***64.1***	***50.7***	***103***	***103***	***10.5 J***	***7.1 J***	< 0.22	< 0.12	< 0.12	< 0.12	< 0.12	< 0.12	< 0.22	< 0.12	< 0.12	< 0.12	< 0.12	< 0.12	NA
Dichlorodifluoromethane	200	1000	< 0.11	0.62	0.78 J	< 1.0	0.60 J	< 0.50	0.48 J	< 0.46	< 0.46	< 0.26	< 0.2	< 0.2	< 0.2	< 0.2	< 0.2	< 0.26	< 0.2	< 0.2	< 0.2	< 0.2	< 0.2	NA
Ethylbenzene	140	700	< 0.054	< 0.054	< 0.11	< 0.44	< 0.22	< 0.32	< 0.33	< 0.33	< 0.33	0.20 J	< 0.13	< 0.13	< 0.13	< 0.13	< 0.13	< 0.14	< 0.13	< 0.13	< 0.13	< 0.13	< 0.13	NA
Isopropylbenzene	NE	NE	< 0.081	< 0.081	< 0.16	< 0.79	< 0.39	< 1.7	< 1.0	< 1.0	< 1.0	< 0.21	< 0.14	< 0.14	< 0.14	< 0.14	< 0.14	< 0.21	< 0.14	< 0.14	< 0.14	< 0.14	< 0.14	NA
m,p-Xylene	400	2000	< 0.057	< 0.057	< 0.11	< 0.93	< 0.47	< 0.47	< 0.70	< 0.70	< 0.70	NA	NA	NA	NA	NA	NA	NA	NA	NA	NA	NA	NA	NA
Methyl tert-butyl ether	12	60	< 0.14	***54***	***54***	***30***	***47.3***	***17.3***	***14.1***	***13.2 J***	8.4 J	< 0.28	< 0.24	< 0.24	< 0.24	< 0.24	< 0.24	< 0.28	< 0.24	< 0.24	< 0.24	< 0.24	< 0.24	NA
Methylene chloride	0.5	5	< 0.14	< 0.29 U	< 0.28	< 1.2	< 0.58	< 0.58	< 0.32	< 0.32	< 0.32	< 0.63	< 0.68	< 0.68	< 0.68	< 0.68	< 0.68	< 0.63	< 0.68	< 0.68	< 0.68	< 0.68	< 0.68	NA
Naphthalene	10	100	< 0.088	< 0.088	< 0.18	< 2.4	< 1.2	< 1.2	< 1.1	< 1.1	< 1.1	< 0.24	< 0.16	< 0.16	< 0.16	< 0.16	< 0.16	< 0.24	< 0.16	< 0.16	< 0.16	< 0.16	< 0.16	NA
n-Butylbenzene	NE	NE	< 0.14	< 0.14	< 0.28	< 1.4	< 0.71	< 0.71	< 0.86	< 0.86	< 0.86	< 0.21	< 0.13	< 0.13	< 0.13	< 0.13	< 0.13	< 0.21	< 0.13	< 0.13	< 0.13	< 0.13	< 0.13	NA
n-Hexane	120	600	< 0.21	< 0.21	< 0.42	< 3.4	< 1.7	< 1.7	< 1.5	< 1.5	< 1.5	NA	NA	NA	NA	NA	NA	NA	NA	NA	NA	NA	NA	NA
n-Propylbenzene	NE	NE	< 0.10	< 0.10	< 0.20	< 1.6	< 0.81	< 0.81	< 0.35	< 0.35	< 0.35	< 0.19	< 0.13	< 0.13	< 0.13	< 0.13	< 0.13	< 0.19	< 0.13	< 0.13	< 0.13	< 0.13	< 0.13	NA
o-Xylene	400	2000	< 0.058	< 0.058	< 0.12	< 0.52	< 0.26	< 0.26	< 0.35	< 0.35	< 0.35	NA	NA	NA	NA	NA	NA	NA	NA	NA	NA	NA	NA	NA
p-Isopropyltoluene	NE	NE	< 0.085	< 0.085	< 0.17	< 1.6	< 0.80	< 0.80	< 1.0	< 1.0	< 1.0	< 0.24	< 0.17	< 0.17	< 0.17	< 0.17	< 0.17	< 0.24	< 0.17	< 0.17	< 0.17	< 0.17	< 0.17	NA
sec-Butylbenzene	NE	NE	< 0.13	< 0.13	< 0.26	< 1.7	< 0.85	< 0.85	< 0.42	< 0.42	< 0.42	< 0.19	< 0.15	< 0.15	< 0.15	< 0.15	< 0.15	< 0.19	< 0.15	< 0.15	< 0.15	< 0.15	< 0.15	NA
Styrene	10	100	< 0.065	< 0.065	< 0.13	< 0.93	< 0.47	< 3.0	< 0.36	< 0.36	< 0.36	< 0.26	< 0.1	< 0.1	< 0.1	< 0.1	< 0.1	< 0.26	< 0.1	< 0.1	< 0.1	< 0.1	< 0.1	NA
tert-Butylbenzene	NE	NE	< 0.12	< 0.12	< 0.24	< 0.61	< 0.30	< 0.30	< 0.59	< 0.59	< 0.59	< 0.24	< 0.14	< 0.14	< 0.14	< 0.14	< 0.14	< 0.24	< 0.14	< 0.14	< 0.14	< 0.14	< 0.14	NA
Tetrachloroethene	0.5	5	***5.9***	***74***	***78***	***98.5***	***71.1***	***257***	***262***	***36.7***	***30.3***	< 0.22	< 0.17	***0.85 J***	< 0.17	< 0.17	< 0.17	< 0.22	< 0.17	< 0.17	< 0.17	< 0.17	< 0.17	NA
Toluene	160	800	< 0.053	< 0.053	< 0.11	< 0.34	< 0.17	< 0.27	< 0.29	< 0.29	< 0.29	0.54	< 0.11	< 0.11	< 0.11	< 0.11	< 0.11	0.73	< 0.11	< 0.11	< 0.11	< 0.11	< 0.11	NA
trans-1,2-Dichloroethene	20	100	0.14 J+	0.90	0.96 J	< 2.2	< 1.1	1.4 J	1.5	< 0.53	< 0.53	< 0.27	< 0.25	< 0.25	< 0.25	< 0.25	< 0.25	< 0.27	< 0.25	< 0.25	< 0.25	< 0.25	< 0.25	NA
Trichloroethene	0.5	5	***1.6***	***19***	***21***	***25.8***	***19.9***	***53.4***	***54.6***	***9.3***	***7.7***	< 0.18	< 0.19	< 0.19	< 0.19	< 0.19	< 0.19	< 0.18	< 0.19	< 0.19	< 0.19	< 0.19	< 0.19	NA
Trichlorofluoromethane	698	3490	< 0.5	< 0.13	< 0.26	< 0.43	< 0.21	< 0.21	< 0.42	< 0.42	< 0.42	< 0.22	< 0.19	< 0.19	< 0.19	< 0.19	< 0.19	< 0.22	< 0.19	< 0.19	< 0.19	< 0.19	< 0.19	NA
Vinyl chloride	0.02	0.2	< 0.16	***1.4 J+***	***2.0 J+***	***1.7 J***	***0.95 J***	***3.2***	***3.9***	< 0.17	< 0.17	< 0.13	< 0.1	< 0.1	< 0.1	< 0.1	< 0.1	< 0.13	< 0.1	< 0.1	< 0.1	< 0.1	< 0.1	NA
Xylenes, Total	400	2000	< 0.12	< 0.12	< 0.23	< 3.0	< 1.5	< 1.5	< 1.0	< 1.0	< 1.0	0.83 J	< 0.068	< 0.068	< 0.068	< 0.068	< 0.068	0.86 J	< 0.068	< 0.068	< 0.068	< 0.068	< 0.068	NA
Total PCBs																								
Aroclor-1016	0.003	0.03	NA	NA	NA	NA	NA	NA	NA	NA	NA	NA	NA	NA	NA	NA	NA	NA	NA	NA	NA	NA	NA	< 0.035
Aroclor-1232	0.003	0.03	NA	NA	NA	NA	NA	NA	NA	NA	NA	NA	NA	NA	NA	NA	NA	NA	NA	NA	NA	NA	NA	< 0.037
Aroclor-1242	0.003	0.03	NA	NA	NA	NA	NA	NA	NA	NA	NA	NA	NA	NA	NA	NA	NA	NA	NA	NA	NA	NA	NA	< 0.038
Aroclor-1248	0.003	0.03	NA	NA	NA	NA	NA	NA	NA	NA	NA	NA	NA	NA	NA	NA	NA	NA	NA	NA	NA	NA	NA	< 0.02
Total Detected PCBs	0.003	0.03	NA	NA	NA	NA	NA	NA	NA	NA	NA	NA	NA	NA	NA	NA	NA	NA	NA	NA	NA	NA	NA	ND
Dissolved PCBs																								
Aroclor-1016	0.003	0.03	NA	NA	NA	NA	NA	NA	NA	NA	NA	NA	NA	NA	NA	NA	NA	NA	NA	NA	NA	NA	NA	NA
Aroclor-1232	0.003	0.03	NA	NA	NA	NA	NA	NA	NA	NA	NA	NA	NA	NA	NA	NA	NA	NA	NA	NA	NA	NA	NA	NA
Aroclor-1242	0.003	0.03	NA	NA	NA	NA	NA	NA	NA	NA	NA	NA	NA	NA	NA	NA	NA	NA	NA	NA	NA	NA	NA	NA
Aroclor-1248	0.003	0.03	NA	NA	NA	NA	NA	NA	NA	NA	NA	NA	NA	NA	NA	NA	NA	NA	NA	NA	NA	NA	NA	NA
Total Detected PCBs	0.003	0.03	NA	NA	NA	NA	NA	NA	NA	NA	NA	NA	NA	NA	NA	NA	NA	NA	NA	NA	NA	NA	NA	NA
Solids																								
Total Dissolved Solids (mg/L)	NE	NE	NA	NA	NA	NA	NA	NA	NA	NA	NA	NA	NA	NA	NA	NA	NA	NA	NA	NA	NA	NA	NA	1960
Total Suspended Solids (TSS) (mg/L)	NE	NE	NA	NA	NA	NA	NA	NA	NA	NA	NA	NA	NA	NA	NA	NA	NA	NA	NA	NA	NA	NA	NA	< 0.95

Notes on Page 61.

Table 7: Groundwater Analytical Results Summary
Madison-Kipp Corporation
Madison, Wisconsin

WELL ID			MW-11S	MW-11S	MW-11S	MW-11S	MW-11S	MW-11S	MW-11S	MW-11S	MW-12S	MW-12S	MW-12S	MW-12S	MW-12S	MW-12S	MP-13	MP-13	MP-13	MP-13	MP-13	MP-13	MP-13	MP-13
SCREEN INTERVAL (feet bgs)	PREVENTIVE	ENFORCEMENT	24 - 34 ft	24 - 34 ft	24 - 34 ft	24 - 34 ft	24 - 34 ft	24 - 34 ft	24 - 34 ft	24 - 34 ft	3 - 13 ft	3 - 13 ft	3 - 13 ft	3 - 13 ft	3 - 13 ft	3 - 13 ft	44 - 48 ft	44 - 48 ft	44 - 48 ft	44 - 48 ft	44 - 48 ft	44 - 48 ft	44 - 48 ft	44 - 48 ft
SAMPLE DATE	ACTION LIMIT	STANDARD	04/05/2018	10/16/2018	04/09/2019	10/15/2019	7/16/2020	10/15/2020	04/16/2021	10/18/2021	04/12/2012	05/09/2012	01/16/2013	04/17/2013	07/18/2013	10/04/2013	12/06/2012	01/19/2013	02/21/2013	04/17/2013	07/22/2013	10/07/2013	04/16/2014	10/14/2014
VOCs																								
1,1,1,2-Tetrachloroethane	7	70	NA	NA	NA	NA	NA	NA	NA	NA	< 0.31	< 0.25	< 0.25	< 0.25	< 0.25	< 0.25	< 0.25	< 0.25	< 0.25	< 0.5	< 0.25	< 0.25	< 0.50	< 0.50
1,1,1-Trichloroethane	40	200	NA	NA	NA	NA	NA	NA	NA	NA	< 0.26	< 0.2	< 0.2	< 0.2	< 0.2	< 0.2	< 0.2	< 0.2	< 0.2	< 0.4	< 0.2	< 0.2	< 0.40	< 0.40
1,1,2-Trichloroethane	0.5	5	NA	NA	NA	NA	NA	NA	NA	NA	< 0.3	< 0.28	< 0.28	< 0.28	< 0.28	< 0.28	< 0.28	< 0.28	< 0.28	< 0.56	< 0.28	< 0.28	< 0.56	< 0.56
1,1-Dichloroethene	0.7	7	NA	NA	NA	NA	NA	NA	NA	NA	< 0.29	< 0.31	< 0.31	< 0.31	< 0.31	< 0.31	***0.92 J***	***1.1***	***0.88 J***	< 0.62	***0.85 J***	***1.1***	***1.3 J***	< 0.62
1,2,4-Trimethylbenzene	96	480	NA	NA	NA	NA	NA	NA	NA	NA	1.2	< 0.14	< 0.14	< 0.14	< 0.14	< 0.14	< 0.14	< 0.14	< 0.14	< 0.28	< 0.14	< 0.14	< 0.28	< 0.28
1,2-Dibromoethane	0.005	0.05	NA	NA	NA	NA	NA	NA	NA	NA	< 0.45	< 0.36	< 0.36	< 0.36	< 0.36	< 0.36	< 0.36	< 0.36	< 0.36	< 0.72	< 0.36	< 0.36	< 0.72	< 0.72
1,2-Dichlorobenzene	60	600	NA	NA	NA	NA	NA	NA	NA	NA	< 0.21	< 0.27	0.79 J	< 0.27	< 0.27	< 0.27	< 0.27	< 0.27	< 0.27	< 0.54	< 0.27	< 0.27	< 0.54	< 0.54
1,2-Dichloroethane	0.5	5	NA	NA	NA	NA	NA	NA	NA	NA	< 0.28	< 0.28	< 0.28	< 0.28	< 0.28	< 0.28	< 0.28	< 0.28	< 0.28	< 0.56	< 0.28	< 0.28	< 0.56	< 0.56
1,2-Dichloropropane	0.5	5	NA	NA	NA	NA	NA	NA	NA	NA	< 0.36	< 0.2	< 0.2	< 0.2	< 0.2	< 0.2	< 0.2	< 0.2	< 0.2	< 0.4	< 0.2	< 0.2	< 0.40	< 0.40
1,2,3-Trichlorobenzene	NE	NE	NA	NA	NA	NA	NA	NA	NA	NA	< 0.36	< 0.24	< 0.24	< 0.24	< 0.24	< 0.24	< 0.24	< 0.24	< 0.24	< 0.48	< 0.24	< 0.24	< 0.48	< 0.48
1,2,4-Trichlorobenzene	14	70	NA	NA	NA	NA	NA	NA	NA	NA	< 0.22	< 0.31	< 0.31	< 0.31	< 0.31	< 0.31	< 0.31	< 0.31	< 0.31	< 0.62	< 0.31	< 0.31	< 0.62	< 0.62
1,3,5-Trimethylbenzene	96	480	NA	NA	NA	NA	NA	NA	NA	NA	< 0.23	< 0.18	< 0.18	< 0.18	< 0.18	< 0.18	< 0.18	< 0.18	< 0.18	< 0.36	< 0.18	< 0.18	< 0.36	< 0.36
2-Butanone	800	4000	NA	NA	NA	NA	NA	NA	NA	NA	NA	NA	NA	NA	NA	NA	NA	NA	NA	NA	NA	NA	NA	NA
2-Hexanone	NE	NE	NA	NA	NA	NA	NA	NA	NA	NA	NA	NA	NA	NA	NA	NA	NA	NA	NA	NA	NA	NA	NA	NA
4-Methyl-2-pentanone	50	500	NA	NA	NA	NA	NA	NA	NA	NA	NA	NA	NA	NA	NA	NA	NA	NA	NA	NA	NA	NA	NA	NA
Acetone	1800	9000	NA	NA	NA	NA	NA	NA	NA	NA	NA	NA	NA	NA	NA	NA	NA	NA	NA	NA	NA	NA	NA	NA
Benzene	0.5	5	NA	NA	NA	NA	NA	NA	NA	NA	< 0.12	< 0.074	< 0.074	< 0.074	< 0.074	< 0.074	0.34 J	0.38 J	0.32 J	0.38 J	0.34 J	0.46 J	< 0.15	< 0.15
Bromodichloromethane	0.06	0.6	NA	NA	NA	NA	NA	NA	NA	NA	< 0.23	< 0.17	< 0.17	< 0.17	< 0.17	< 0.17	< 0.17	< 0.17	< 0.17	< 0.34	< 0.17	< 0.17	< 0.34	< 0.34
Bromoform	0.44	4.4	NA	NA	NA	NA	NA	NA	NA	NA	< 0.45	< 0.28	< 0.28	< 0.28	< 0.28	< 0.28	< 0.28	< 0.28	< 0.28	< 0.56	< 0.28	< 0.28	< 0.56	< 0.56
Bromomethane	1	10	NA	NA	NA	NA	NA	NA	NA	NA	< 0.49	< 0.31	< 0.31	< 0.31	< 0.31	< 0.31	< 0.31	< 0.31	< 0.31	< 0.62	< 0.31	< 0.31	< 0.62	< 0.62 *
Carbon disulfide	200	1000	NA	NA	NA	NA	NA	NA	NA	NA	NA	NA	NA	NA	NA	NA	NA	NA	NA	NA	NA	NA	NA	NA
Carbon tetrachloride	0.5	5	NA	NA	NA	NA	NA	NA	NA	NA	< 0.28	< 0.26	< 0.26	< 0.26	< 0.26	< 0.26	< 0.26	< 0.26	< 0.26	< 0.52	< 0.26	< 0.26	< 0.52	< 0.52
Chloroform	0.6	6	NA	NA	NA	NA	NA	NA	NA	NA	< 0.25	< 0.2	< 0.2	< 0.2	< 0.2	< 0.2	< 0.2	< 0.2	< 0.2	< 0.4	< 0.2	< 0.2	< 0.40	< 0.40
Chloromethane	3	30	NA	NA	NA	NA	NA	NA	NA	NA	< 0.24	< 0.18	< 0.18	< 0.18	< 0.18	< 0.18	< 0.18	< 0.18	< 0.18	< 0.36	< 0.18	< 0.18	< 0.36	< 0.36
cis-1,2-Dichloroethene	7	70	NA	NA	NA	NA	NA	NA	NA	NA	< 0.22	< 0.12	< 0.12	< 0.12	< 0.12	< 0.12	***540***	***450***	***460***	***460***	***430***	***480***	***450***	***440***
Dichlorodifluoromethane	200	1000	NA	NA	NA	NA	NA	NA	NA	NA	< 0.26	< 0.2	< 0.2	< 0.2	< 0.2	< 0.2	< 0.2	< 0.2	< 0.2	< 0.4	< 0.2	< 0.2	< 0.40	< 0.40
Ethylbenzene	140	700	NA	NA	NA	NA	NA	NA	NA	NA	< 0.14	< 0.13	< 0.13	< 0.13	< 0.13	< 0.13	< 0.13	< 0.13	< 0.13	< 0.26	< 0.13	< 0.13	< 0.26	< 0.26
Isopropylbenzene	NE	NE	NA	NA	NA	NA	NA	NA	NA	NA	< 0.21	< 0.14	< 0.14	< 0.14	< 0.14	< 0.14	< 0.14	< 0.14	< 0.14	< 0.28	< 0.14	< 0.14	< 0.28	< 0.28
m,p-Xylene	400	2000	NA	NA	NA	NA	NA	NA	NA	NA	NA	NA	NA	NA	NA	NA	NA	NA	NA	NA	NA	NA	NA	NA
Methyl tert-butyl ether	12	60	NA	NA	NA	NA	NA	NA	NA	NA	< 0.28	< 0.24	< 0.24	< 0.24	< 0.24	< 0.24	< 0.24	< 0.24	< 0.24	< 0.48	< 0.24	< 0.24	< 0.48	< 0.48
Methylene chloride	0.5	5	NA	NA	NA	NA	NA	NA	NA	NA	< 0.63	< 0.68	< 0.68	< 0.68	< 0.68	< 0.68	< 0.68	< 0.68	< 0.68	< 1.4	< 0.68	< 0.68	< 1.4	< 1.4
Naphthalene	10	100	NA	NA	NA	NA	NA	NA	NA	NA	< 0.24	< 0.16	< 0.16	< 0.16	< 0.16	< 0.16	< 0.16	< 0.16	< 0.16	< 0.32	< 0.16	< 0.16	< 0.32	< 0.32
n-Butylbenzene	NE	NE	NA	NA	NA	NA	NA	NA	NA	NA	< 0.21	< 0.13	< 0.13	< 0.13	< 0.13	< 0.13	< 0.13	< 0.13	< 0.13	< 0.26	< 0.13	< 0.13	< 0.26	< 0.26
n-Hexane	120	600	NA	NA	NA	NA	NA	NA	NA	NA	NA	NA	NA	NA	NA	NA	NA	NA	NA	NA	NA	NA	NA	NA
n-Propylbenzene	NE	NE	NA	NA	NA	NA	NA	NA	NA	NA	< 0.19	< 0.13	< 0.13	< 0.13	< 0.13	< 0.13	< 0.13	< 0.13	< 0.13	< 0.26	< 0.13	< 0.13	< 0.26	< 0.26
o-Xylene	400	2000	NA	NA	NA	NA	NA	NA	NA	NA	NA	NA	NA	NA	NA	NA	NA	NA	NA	NA	NA	NA	NA	NA
p-Isopropyltoluene	NE	NE	NA	NA	NA	NA	NA	NA	NA	NA	< 0.24	< 0.17	< 0.17	< 0.17	< 0.17	< 0.17	< 0.17	< 0.17	< 0.17	< 0.34	< 0.17	< 0.17	< 0.34	< 0.34
sec-Butylbenzene	NE	NE	NA	NA	NA	NA	NA	NA	NA	NA	< 0.19	< 0.15	< 0.15	< 0.15	< 0.15	< 0.15	< 0.15	< 0.15	< 0.15	< 0.3	< 0.15	< 0.15	< 0.30	< 0.30
Styrene	10	100	NA	NA	NA	NA	NA	NA	NA	NA	< 0.26	< 0.1	< 0.1	< 0.1	< 0.1	< 0.1	< 0.1	< 0.1	< 0.1	< 0.2	< 0.1	< 0.1	< 0.20	< 0.20
tert-Butylbenzene	NE	NE	NA	NA	NA	NA	NA	NA	NA	NA	< 0.24	< 0.14	< 0.14	< 0.14	< 0.14	< 0.14	< 0.14	< 0.14	< 0.14	< 0.28	< 0.14	< 0.14	< 0.28	< 0.28
Tetrachloroethene	0.5	5	NA	NA	NA	NA	NA	NA	NA	NA	***0.78 J***	***1.7***	***0.93 J***	< 0.17	***1.3***	***1.5***	***640***	***760***	***630***	***680***	***720***	***800***	***750***	***750***
Toluene	160	800	NA	NA	NA	NA	NA	NA	NA	NA	0.64	< 0.11	< 0.11	< 0.11	< 0.11	< 0.11	< 0.11	< 0.11	< 0.11	< 0.22	< 0.11	< 0.11	< 0.22	< 0.22
trans-1,2-Dichloroethene	20	100	NA	NA	NA	NA	NA	NA	NA	NA	< 0.27	< 0.25	< 0.25	< 0.25	< 0.25	< 0.25	7.3	6.7	6.1	6.9	6.9	8.4	8.5	7.7
Trichloroethene	0.5	5	NA	NA	NA	NA	NA	NA	NA	NA	< 0.18	0.26 J	< 0.19	< 0.19	< 0.19	< 0.19	***230***	***200***	***220***	***230***	***220***	***290***	***300***	***260***
Trichlorofluoromethane	698	3490	NA	NA	NA	NA	NA	NA	NA	NA	< 0.22	< 0.19	< 0.19	< 0.19	< 0.19	< 0.19	< 0.19	< 0.19	< 0.19	< 0.38	< 0.19	< 0.19	< 2.0	< 2.0
Vinyl chloride	0.02	0.2	NA	NA	NA	NA	NA	NA	NA	NA	< 0.13	< 0.1	< 0.1	< 0.1	< 0.1	< 0.1	***15***	***17***	***17***	***13***	***13***	***17***	***14***	***16***
Xylenes, Total	400	2000	NA	NA	NA	NA	NA	NA	NA	NA	1.6	< 0.068	< 0.068	< 0.068	< 0.068	< 0.068	< 0.068	< 0.068	< 0.068	< 0.14	< 0.068	< 0.068	< 0.14	< 0.14
Total PCBs																								
Aroclor-1016	0.003	0.03	< 0.035	< 0.0072	< 0.0072	< 0.0072	< 0.0071 J-	< 0.0072	< 0.0072	< 0.0072	NA	NA	NA	NA	NA	NA	< 0.16	NA	NA	NA	NA	NA	NA	NA
Aroclor-1232	0.003	0.03	< 0.037	< 0.0042	< 0.0042	< 0.0042	< 0.0042 J-	< 0.0042	< 0.0042	< 0.0042	NA	NA	NA	NA	NA	NA	< 0.085	NA	NA	NA	NA	NA	NA	NA
Aroclor-1242	0.003	0.03	< 0.038	< 0.013	< 0.013	< 0.013	< 0.013 J-	< 0.013	< 0.013	< 0.013	NA	NA	NA	NA	NA	NA	< 0.12	NA	NA	NA	NA	NA	NA	NA
Aroclor-1248	0.003	0.03	< 0.020	< 0.011	< 0.011	< 0.011	< 0.011 J-	< 0.011	< 0.011	< 0.011	NA	NA	NA	NA	NA	NA	< 0.1	NA	NA	NA	NA	NA	NA	NA
Total Detected PCBs	0.003	0.03	ND	ND	ND	ND	ND	ND	ND	ND	NA	NA	NA	NA	NA	NA	ND	NA	NA	NA	NA	NA	NA	NA
Dissolved PCBs																								
Aroclor-1016	0.003	0.03	NA	NA	NA	NA	NA	NA	NA	NA	NA	NA	NA	NA	NA	NA	NA	NA	NA	NA	NA	NA	NA	NA
Aroclor-1232	0.003	0.03	NA	NA	NA	NA	NA	NA	NA	NA	NA	NA	NA	NA	NA	NA	NA	NA	NA	NA	NA	NA	NA	NA
Aroclor-1242	0.003	0.03	NA	NA	NA	NA	NA	NA	NA	NA	NA	NA	NA	NA	NA	NA	NA	NA	NA	NA	NA	NA	NA	NA
Aroclor-1248	0.003	0.03	NA	NA	NA	NA	NA	NA	NA	NA	NA	NA	NA	NA	NA	NA	NA	NA	NA	NA	NA	NA	NA	NA
Total Detected PCBs	0.003	0.03	NA	NA	NA	NA	NA	NA	NA	NA	NA	NA	NA	NA	NA	NA	NA	NA	NA	NA	NA	NA	NA	NA
Solids																								
Total Dissolved Solids (mg/L)	NE	NE	1650	1810	1460	1370	1190	1010	1010	954	NA	NA	NA	NA	NA	NA	1400	1400	1400	NA	NA	NA	NA	NA
Total Suspended Solids (TSS) (mg/L)	NE	NE	< 0.95	< 1.4	1.4 J	< 0.95	8.0	1.0 J	2.0	< 0.95	NA	NA	NA	NA	NA	NA	NA	NA	NA	NA	NA	NA	NA	NA

Notes on Page 61.

Table 7: Groundwater Analytical Results Summary
Madison-Kipp Corporation
Madison, Wisconsin

WELL ID			MP-13	MP-13	MP-13	MP-13	MP-13	MP-13	MP-13	MP-13	MP-13	MP-13	MP-13	MP-13	MP-13	MP-13	MP-13	MP-13	MP-13	MP-13	MP-13	MP-13	MP-13	MP-13	MP-13
SCREEN INTERVAL (feet bgs)	PREVENTIVE	ENFORCEMENT	44 - 48 ft	44 - 48 ft	44 - 48 ft	44 - 48 ft	44 - 48 ft	44 - 48 ft	44 - 48 ft	44 - 48 ft	67 - 71 ft	67 - 71 ft	67 - 71 ft	67 - 71 ft	67 - 71 ft	67 - 71 ft	67 - 71 ft	67 - 71 ft	67 - 71 ft	67 - 71 ft	67 - 71 ft	67 - 71 ft	67 - 71 ft	67 - 71 ft	67 - 71 ft
SAMPLE DATE	ACTION LIMIT	STANDARD	04/14/2015	10/16/2015	10/10/2016	10/03/2017	10/09/2018	10/08/2019	10/12/2020	10/11/2021	12/06/2012	01/19/2013	02/21/2013	04/17/2013	07/22/2013	10/07/2013	04/16/2014	10/14/2014	04/14/2015	10/16/2015	10/10/2016	10/03/2017	10/09/2018	10/08/2019	10/12/2020	10/11/2021
VOCs																									
1,1,1,2-Tetrachloroethane	7	70	< 0.50	< 0.46	< 1.1	< 0.44	< 0.11	< 0.27	< 0.27	< 0.36	< 1.3	< 1.3	< 1.3	< 2.5	< 1.3	< 1.3	< 1.3	< 1.3	< 1.3	< 0.92	< 1.1	< 0.22	< 0.11	< 0.27	< 0.27	< 0.36
1,1,1-Trichloroethane	40	200	< 0.40	< 0.38	< 1.0	< 0.4	< 0.10	< 0.24	< 0.24	< 0.30	< 1	< 1	< 1	< 2	< 1	< 1	< 1.0	< 1.0	< 1.0	< 0.76	< 1.0	< 0.2	< 0.10	< 0.24	< 0.24	< 0.30
1,1,2-Trichloroethane	0.5	5	< 0.56	< 0.35	< 1.0	< 0.4	< 0.10	< 0.55	< 0.55	< 0.34	< 1.4	< 1.4	< 1.4	< 2.8	< 1.4	< 1.4	< 1.4	< 1.4	< 1.4	< 0.70	< 1.0	< 0.2	< 0.10	< 0.55	< 0.55	< 0.34
1,1-Dichloroethene	0.7	7	***1.4 J***	***0.73 J***	< 1.4	< 0.56	< 0.14	< 0.24	< 0.24	< 0.58	***2.8 J***	***3.1 J***	< 1.6	< 3.1	< 1.6	< 1.6	< 1.6	< 1.6	< 1.6	< 0.78	< 1.4	< 0.28	< 0.14	< 0.24	< 0.24	< 0.58
1,2,4-Trimethylbenzene	96	480	< 0.28	< 0.36	< 0.60	< 0.24	< 0.060	< 0.84	< 0.84	< 0.45	< 0.7	< 0.7	< 0.7	< 1.4	< 0.7	< 0.7	< 0.70	< 0.70	< 0.70	< 0.72	< 0.60	< 0.12	< 0.060	< 0.84	< 0.84	< 0.45
1,2-Dibromoethane	0.005	0.05	< 0.72	< 0.39	< 1.3	< 0.52	< 0.13	< 0.83	< 0.83	< 0.31	< 1.8	< 1.8	< 1.8	< 3.6	< 1.8	< 1.8	< 1.8	< 1.8	< 1.8	< 0.77	< 1.3	< 0.26	< 0.13	< 0.83	< 0.83	< 0.31
1,2-Dichlorobenzene	60	600	< 0.54	< 0.33	< 0.76	< 0.3	< 0.076	< 0.71	< 0.71	< 0.33	< 1.4	< 1.4	< 1.4	< 2.7	< 1.4	< 1.4	< 1.4	< 1.4	< 1.4	< 0.67	< 0.76	< 0.15	< 0.076	< 0.71	< 0.71	< 0.33
1,2-Dichloroethane	0.5	5	< 0.56	< 0.39	< 0.78	< 0.31	< 0.078	< 0.28	< 0.28	< 0.29	< 1.4	< 1.4	< 1.4	< 2.8	< 1.4	< 1.4	< 1.4	< 1.4	< 1.4	< 0.78	< 0.78	< 0.16	< 0.078	< 0.28	< 0.28	< 0.29
1,2-Dichloropropane	0.5	5	< 0.40	< 0.43	< 1.0	< 0.4	< 0.10	< 0.28	< 0.28	< 0.45	< 1	< 1	< 1	< 2	< 1	< 1	< 1.0	< 1.0	< 1.0	< 0.86	< 1.0	< 0.2	< 0.10	< 0.28	< 0.28	< 0.45
1,2,3-Trichlorobenzene	NE	NE	< 0.48	< 0.46	< 0.45	< 0.18	< 0.045	< 0.63	< 2.2	< 1.0	< 1.2	< 1.2	< 1.2	< 2.4	< 1.2	< 1.2	< 1.2	< 1.2	< 1.2	< 0.92	< 0.45	< 0.09	< 0.045	< 0.63	< 2.2	< 1.0
1,2,4-Trichlorobenzene	14	70	< 0.62	< 0.34	< 0.77	< 0.31	< 0.077	< 0.95	< 0.95	< 0.95	< 1.6	< 1.6	< 1.6	< 3.1	< 1.6	< 1.6	< 1.6	< 1.6	< 1.6	< 0.68	< 0.77	< 0.15	< 0.077	< 0.95	< 0.95	< 0.95
1,3,5-Trimethylbenzene	96	480	< 0.36	< 0.25	< 0.75	< 0.3	< 0.075	< 0.87	< 0.87	< 0.36	< 0.9	< 0.9	< 0.9	< 1.8	< 0.9	< 0.9	< 0.90	< 0.90	< 0.90	< 0.51	< 0.75	< 0.15	< 0.075	< 0.87	< 0.87	< 0.36
2-Butanone	800	4000	NA	NA	< 30	< 12	< 3.0	< 2.9	< 2.9	< 6.5	NA	NA	NA	NA	NA	NA	NA	NA	NA	NA	< 30	< 6	< 3.0	< 2.9	< 2.9	< 6.5
2-Hexanone	NE	NE	NA	NA	< 9.5	< 3.8	< 0.95	< 2.5	< 5.2	< 6.3	NA	NA	NA	NA	NA	NA	NA	NA	NA	NA	< 9.5	< 1.9	< 0.95	< 2.5	< 5.2	< 6.3
4-Methyl-2-pentanone	50	500	NA	NA	< 7.7	< 3.1	< 0.77	< 1.5	< 4.6	< 6.0	NA	NA	NA	NA	NA	NA	NA	NA	NA	NA	< 7.7	< 1.5	< 0.77	< 1.5	< 4.6	< 6.0
Acetone	1800	9000	NA	NA	< 34	< 14	< 4.7 U	< 2.7	< 2.7	< 8.6	NA	NA	NA	NA	NA	NA	NA	NA	NA	NA	< 34	< 6.8	< 3.4	< 2.7	< 2.7	< 8.6
Benzene	0.5	5	< 0.15	< 0.15	< 0.89	< 0.36	0.090 J	< 0.25	< 0.25	< 0.30	< 0.37	***1.1 J***	< 0.37	< 0.74	< 0.37	< 0.37	< 0.37	< 0.37	< 0.37	< 0.29	< 0.89	< 0.18	< 0.089	< 0.25	< 0.25	< 0.30
Bromodichloromethane	0.06	0.6	< 0.34	< 0.37	< 0.77	< 0.31	< 0.077	< 0.36	< 0.36	< 0.42	< 0.85	< 0.85	< 0.85	< 1.7	< 0.85	< 0.85	< 0.85	< 0.85	< 0.85	< 0.74	< 0.77	< 0.15	< 0.077	< 0.36	< 0.36	< 0.42
Bromoform	0.44	4.4	< 0.56	< 0.48	< 0.88	< 0.35	< 0.088	< 4.0	< 4.0	< 3.8	< 1.4	< 1.4	< 1.4	< 2.8	< 1.4	< 1.4	< 1.4	< 1.4	< 1.4	< 0.97	< 0.88	< 0.18	< 0.088	< 4.0	< 4.0	< 3.8
Bromomethane	1	10	< 0.62	< 0.80	< 5.9	< 2.4	< 0.59	< 0.97	< 0.97	< 1.2	< 1.6	< 1.6	< 1.6	< 3.1	< 1.6	< 1.6	< 1.6	< 1.6 *	< 1.6	< 1.6	< 5.9	< 1.2	< 0.59	< 0.97	< 0.97	< 1.2
Carbon disulfide	200	1000	NA	NA	< 0.53	< 0.21	< 0.053	< 0.37	< 0.45	< 1.1	NA	NA	NA	NA	NA	NA	NA	NA	NA	NA	< 0.53	< 0.11	< 0.053	< 0.37	< 0.45	< 1.1
Carbon tetrachloride	0.5	5	< 0.52	< 0.38	< 0.38	< 0.15	< 0.038	< 0.17	< 1.1	< 0.37	< 1.3	< 1.3	< 1.3	< 2.6	< 1.3	< 1.3	< 1.3	< 1.3	< 1.3	< 0.77	< 0.38	< 0.076	< 0.038	< 0.17	< 1.1	< 0.37
Chloroform	0.6	6	< 0.40	< 0.37	< 0.62	< 0.25	< 0.46 U	< 1.3	< 1.3	< 1.2	< 1	< 1	< 1	< 2	< 1	< 1	< 1.0	< 1.0	< 1.0	< 0.74	< 0.62	0.18 J	< 0.65 U	***1.5 J***	< 1.3	< 1.2
Chloromethane	3	30	< 0.36	< 0.32	***4.3 BJ***	< 0.64	< 0.16	< 2.2	< 2.2	< 1.6	< 0.9	< 0.9	< 0.9	< 1.8	< 0.9	< 0.9	< 0.90	< 0.90	< 0.90	< 0.64	***4.7 BJ***	< 0.32	< 0.16	< 2.2	< 2.2	< 1.6
cis-1,2-Dichloroethene	7	70	***360***	***220***	***97***	***50***	***26***	***17.5***	***10.9***	***18.4***	***3500***	***3100***	***2900***	***3200***	***2300***	***1500***	***1300***	***810***	***710***	***470***	***89***	***24***	***14***	5.5	1.5	2.3
Dichlorodifluoromethane	200	1000	< 0.40	< 0.54	< 1.1	< 0.44	< 0.11	< 0.50	< 0.50	< 0.46	< 1	< 1	< 1	< 2	< 1	< 1	< 1.0	< 1.0	< 1.0	< 1.1	< 1.1	< 0.22	< 0.11	< 0.50	< 0.50	< 0.46
Ethylbenzene	140	700	< 0.26	< 0.18	< 0.54	< 0.22	< 0.054	< 0.22	< 0.32	< 0.33	< 0.65	< 0.65	< 0.65	< 1.3	< 0.65	< 0.65	< 0.65	< 0.65	< 0.65	< 0.37	< 0.54	< 0.11	< 0.054	< 0.22	< 0.32	< 0.33
Isopropylbenzene	NE	NE	< 0.28	< 0.39	< 0.81	< 0.32	< 0.081	< 0.39	< 1.7	< 1.0	< 0.7	< 0.7	< 0.7	< 1.4	< 0.7	< 0.7	< 0.70	< 0.70	< 0.70	< 0.77	< 0.81	< 0.16	< 0.081	< 0.39	< 1.7	< 1.0
m,p-Xylene	400	2000	NA	NA	< 0.57	< 0.23	< 0.057	< 0.47	< 0.47	< 0.70	NA	NA	NA	NA	NA	NA	NA	NA	NA	NA	< 0.57	< 0.11	< 0.057	< 0.47	< 0.47	< 0.70
Methyl tert-butyl ether	12	60	< 0.48	< 0.39	< 1.4	< 0.56	< 0.14	< 1.2	< 1.2	< 1.1	< 1.2	< 1.2	< 1.2	< 2.4	< 1.2	< 1.2	< 1.2	< 1.2	< 1.2	< 0.79	< 1.4	< 0.28	< 0.14	< 1.2	< 1.2	< 1.1
Methylene chloride	0.5	5	< 1.4	< 1.6	< 1.4	< 0.56	< 0.43 U	< 0.58	< 0.58	< 0.32	< 3.4	< 3.4	< 3.4	< 6.8	< 3.4	< 3.4	< 3.4	< 3.4	< 3.4	< 3.3	< 1.4	< 0.28	< 0.51 U	< 0.58	< 0.58	< 0.32
Naphthalene	10	100	< 0.32	< 0.34	< 0.88	< 0.35	< 0.088	< 1.2	< 1.2	< 1.1	< 0.8	< 0.8	< 0.8	< 1.6	< 0.8	< 0.8	< 0.80	< 0.80	< 0.80	< 0.67	< 0.88	< 0.18	< 0.088	< 1.2	< 1.2	< 1.1
n-Butylbenzene	NE	NE	< 0.26	< 0.39	< 1.4	< 0.56	< 0.14	< 0.71	< 0.71	< 0.86	< 0.65	< 0.65	< 0.65	< 1.3	< 0.65	< 0.65	< 0.65	< 0.65	< 0.65	< 0.78	< 1.4	< 0.28	< 0.14	< 0.71	< 0.71	< 0.86
n-Hexane	120	600	NA	NA	< 2.1	< 0.84	< 0.21	< 1.7	< 1.7	< 1.5	NA	NA	NA	NA	NA	NA	NA	NA	NA	NA	< 2.1	< 0.42	< 0.21	< 1.7	< 1.7	< 1.5
n-Propylbenzene	NE	NE	< 0.26	< 0.41	< 1.0	< 0.4	< 0.10	< 0.81	< 0.81	< 0.35	< 0.65	< 0.65	< 0.65	< 1.3	< 0.65	< 0.65	< 0.65	< 0.65	< 0.65	< 0.83	< 1.0	< 0.2	< 0.10	< 0.81	< 0.81	< 0.35
o-Xylene	400	2000	NA	NA	< 0.58	< 0.23	< 0.058	< 0.26	< 0.26	< 0.35	NA	NA	NA	NA	NA	NA	NA	NA	NA	NA	< 0.58	< 0.12	< 0.058	< 0.26	< 0.26	< 0.35
p-Isopropyltoluene	NE	NE	< 0.34	< 0.36	< 0.85	< 0.34	< 0.085	< 0.80	< 0.80	< 1.0	< 0.85	< 0.85	< 0.85	< 1.7	< 0.85	< 0.85	< 0.85	< 0.85	< 0.85	< 0.72	< 0.85	< 0.17	< 0.085	< 0.80	< 0.80	< 1.0
sec-Butylbenzene	NE	NE	< 0.30	< 0.40	< 1.3	< 0.52	< 0.13	< 0.85	< 0.85	< 0.42	< 0.75	< 0.75	< 0.75	< 1.5	< 0.75	< 0.75	< 0.75	< 0.75	< 0.75	< 0.80	< 1.3	< 0.26	< 0.13	< 0.85	< 0.85	< 0.42
Styrene	10	100	< 0.20	< 0.39	< 0.65	< 0.26	< 0.065	< 0.47	< 3.0	< 0.36	< 0.5	< 0.5	< 0.5	< 1	< 0.5	< 0.5	< 0.50	< 0.50	< 0.50	< 0.77	< 0.65	< 0.13	< 0.065	< 0.47	< 3.0	< 0.36
tert-Butylbenzene	NE	NE	< 0.28	< 0.40	< 1.2	< 0.48	< 0.12	< 0.30	< 0.30	< 0.59	< 0.7	< 0.7	< 0.7	< 1.4	< 0.7	< 0.7	< 0.70	< 0.70	< 0.70	< 0.80	< 1.2	< 0.24	< 0.12	< 0.30	< 0.30	< 0.59
Tetrachloroethene	0.5	5	***580***	***360***	***240***	***160***	***140***	***105***	***65.9***	***96.8 J+***	***3800***	***4300***	***2900***	***3800***	***2800***	***2000***	***1600***	***1600***	***1200***	***970***	***270***	***84***	***45***	***23.2***	***21.5***	***24.8 J+***
Toluene	160	800	< 0.22	< 0.15	< 0.53	< 0.21	< 0.053	< 0.17	< 0.27	< 0.29	< 0.55	< 0.55	< 0.55	< 1.1	< 0.55	< 0.55	< 0.55	< 0.55	< 0.55	< 0.30	< 0.53	< 0.11	0.090 J	< 0.17	< 0.27	< 0.29
trans-1,2-Dichloroethene	20	100	8.4	4.0	< 1.1	0.68 J	0.39 J	< 1.1	< 0.46	< 0.53	***60***	***56***	***48***	***52***	***37***	***27***	***23***	12	11	< 0.70	< 1.1	0.48 J	0.26 J	< 1.1	< 0.46	< 0.53
Trichloroethene	0.5	5	***320***	***170***	***93***	***59***	***45***	***24.2***	***16.5***	***20.9***	***1100***	***1000***	***800***	***940***	***630***	***510***	***440***	***260***	***270***	***180***	***55***	***18***	***8.8***	***4.3***	***3***	***3.3***
Trichlorofluoromethane	698	3490	< 2.0	< 1.0	< 5.0	< 2	< 0.13	< 0.21	< 0.21	< 0.42	< 0.95	< 0.95	< 0.95	< 1.9	< 0.95	< 0.95	< 5.0	< 5.0	< 5.0	< 2.0	< 5.0	< 1	< 0.13	< 0.21	< 0.21	< 0.42
Vinyl chloride	0.02	0.2	***16***	***8.6***	***3.7 J***	***1.5 J***	***0.47 J+***	< 0.17	< 0.17	< 0.17	***150***	***180***	***140***	***130***	***110***	***92***	***83***	***45***	***50***	< 0.41	***3.2 J***	***0.6 J***	***0.37 J+***	< 0.17	< 0.17	< 0.17
Xylenes, Total	400	2000	< 0.14	< 0.22	< 0.58	< 0.46	< 0.12	< 1.5	< 1.5	< 1.0	< 0.34	< 0.34	< 0.34	< 0.68	< 0.34	< 0.34	< 0.34	< 0.34	< 0.34	< 0.44	< 0.58	< 0.23	< 0.12	< 1.5	< 1.5	< 1.0
Total PCBs																										
Aroclor-1016	0.003	0.03	NA	NA	NA	NA	NA	NA	NA	NA	< 0.16	NA	NA	NA	NA	NA	NA	NA	NA	NA	NA	NA	NA	NA	NA	NA
Aroclor-1232	0.003	0.03	NA	NA	NA	NA	NA	NA	NA	NA	< 0.085	NA	NA	NA	NA	NA	NA	NA	NA	NA	NA	NA	NA	NA	NA	NA
Aroclor-1242	0.003	0.03	NA	NA	NA	NA	NA	NA	NA	NA	< 0.12	NA	NA	NA	NA	NA	NA	NA	NA	NA	NA	NA	NA	NA	NA	NA
Aroclor-1248	0.003	0.03	NA	NA	NA	NA	NA	NA	NA	NA	< 0.1	NA	NA	NA	NA	NA	NA	NA	NA	NA	NA	NA	NA	NA	NA	NA
Total Detected PCBs	0.003	0.03	NA	NA	NA	NA	NA	NA	NA	NA	ND	NA	NA	NA	NA	NA	NA	NA	NA	NA	NA	NA	NA	NA	NA	NA
Dissolved PCBs																										
Aroclor-1016	0.003	0.03	NA	NA	NA	NA	NA	NA	NA	NA	NA	NA	NA	NA	NA	NA	NA	NA	NA	NA	NA	NA	NA	NA	NA	NA
Aroclor-1232	0.003	0.03	NA	NA	NA	NA	NA	NA	NA	NA	NA	NA	NA	NA	NA	NA	NA	NA	NA	NA	NA	NA	NA	NA	NA	NA
Aroclor-1242	0.003	0.03	NA	NA	NA	NA	NA	NA	NA	NA	NA	NA	NA	NA	NA	NA	NA	NA	NA	NA	NA	NA	NA	NA	NA	NA
Aroclor-1248	0.003	0.03	NA	NA	NA	NA	NA	NA	NA	NA	NA	NA	NA	NA	NA	NA	NA	NA	NA	NA	NA	NA	NA	NA	NA	NA
Total Detected PCBs	0.003	0.03	NA	NA	NA	NA	NA	NA		NA	NA	NA	NA	NA	NA	NA	NA	NA	NA	NA	NA	NA	NA	NA	NA	NA
Solids																										
Total Dissolved Solids (mg/L)	NE	NE	NA	NA	NA	NA	NA	NA	NA	NA	1100	1100	1000	NA	NA	NA	NA	NA	NA	NA	NA	NA	NA	NA	NA	NA
Total Suspended Solids (TSS) (mg/L)	NE	NE	NA	NA	NA	NA	NA	NA	NA	NA	NA	NA	NA	NA	NA	NA	NA	NA	NA	NA	NA	NA	NA	NA	NA	NA

Notes on Page 61.

Table 7: Groundwater Analytical Results Summary
Madison-Kipp Corporation
Madison, Wisconsin

WELL ID			MP-13	MP-13	MP-13	MP-13[3]	MP-13	MP-13[3]	MP-13	MP-13[3]	MP-13	MP-13[3]	MP-13	MP-13[3]	MP-13	MP-13[3]	MP-13	MP-13	MP-13[3]	MP-13	MP-13[3]	MP-13
SCREEN INTERVAL (feet bgs)	PREVENTIVE	ENFORCEMENT	81 - 85 ft	81 - 85 ft	81 - 85 ft	81 - 85 ft	81 - 85 ft	81 - 85 ft	81 - 85 ft	81 - 85 ft	81 - 85 ft	81 - 85 ft	81 - 85 ft	81 - 85 ft	81 - 85 ft	81 - 85 ft	81 - 85 ft	81 - 85 ft	81 - 85 ft	81 - 85 ft	81 - 85 ft	81 - 85 ft
SAMPLE DATE	ACTION LIMIT	STANDARD	12/06/2012	12/12/2012	01/19/2013	01/19/2013	02/21/2013	02/21/2013	04/17/2013	04/17/2013	07/22/2013	07/22/2013	10/07/2013	10/07/2013	04/16/2014	04/16/2014	10/14/2014	04/14/2015	04/14/2015	10/16/2015	10/16/2015	10/10/2016
VOCs																						
1,1,1,2-Tetrachloroethane	7	70	< 2.5	NA	4.8 J	4.1 J	4.5 J	4.8 J	< 5	< 2.5	< 2.5	< 2.5	< 1.3	< 1.3	< 2.5	< 5.0	< 2.5	< 2.5	< 2.5	< 9.2	< 9.2	< 22
1,1,1-Trichloroethane	40	200	< 2	NA	< 2	< 2	< 1	< 1	< 4	< 2	< 2	< 2	< 1	< 1	< 2.0	< 4.0	< 2.0	< 2.0	< 2.0	< 7.6	< 7.6	< 20
1,1,2-Trichloroethane	0.5	5	< 2.8	NA	< 2.8	< 2.8	< 1.4	< 1.4	< 5.6	< 2.8	< 2.8	< 2.8	< 1.4	< 1.4	< 2.8	< 5.6	< 2.8	< 2.8	< 2.8	< 7.0	< 7.0	< 20
1,1-Dichloroethene	0.7	7	< 3.1	NA	< 3.1	***4.2 J***	***4.2 J***	***3.5 J***	< 6.2	< 3.1	< 3.1	< 3.1	< 1.6	< 1.6	< 3.1	< 6.2	< 3.1	< 3.1	< 3.1	< 7.8	< 7.8	< 28
1,2,4-Trimethylbenzene	96	480	< 1.4	NA	< 1.4	< 1.4	< 0.7	< 0.7	< 2.8	< 1.4	< 1.4	< 1.4	< 0.7	< 0.7	< 1.4	< 2.8	< 1.4	< 1.4	< 1.4	< 7.2	< 7.2	< 12
1,2-Dibromoethane	0.005	0.05	< 3.6	NA	< 3.6	< 3.6	< 1.8	< 1.8	< 7.2	< 3.6	< 3.6	< 3.6	< 1.8	< 1.8	< 3.6	< 7.2	< 3.6	< 3.6	< 3.6	< 7.7	< 7.7	< 26
1,2-Dichlorobenzene	60	600	< 2.7	NA	< 2.7	< 2.7	< 1.4	< 1.4	< 5.4	< 2.7	< 2.7	< 2.7	< 1.4	< 1.4	< 2.7	< 5.4	< 2.7	< 2.7	< 2.7	< 6.7	< 6.7	< 15
1,2-Dichloroethane	0.5	5	< 2.8	NA	< 2.8	< 2.8	< 1.4	< 1.4	< 5.6	< 2.8	< 2.8	< 2.8	< 1.4	< 1.4	< 2.8	< 5.6	< 2.8	< 2.8	< 2.8	< 7.8	< 7.8	< 16
1,2-Dichloropropane	0.5	5	< 2	NA	< 2	< 2	< 1	< 1	< 4	< 2	< 2	< 2	< 1	< 1	< 2.0	< 4.0	< 2.0	< 2.0	< 2.0	< 8.6	< 8.6	< 20
1,2,3-Trichlorobenzene	NE	NE	< 2.4	NA	< 2.4	< 2.4	< 1.2	< 1.2	< 4.8	< 2.4	< 2.4	< 2.4	< 1.2	< 1.2	< 2.4	< 4.8	< 2.4	< 2.4	< 2.4	< 9.2	< 9.2	< 9.0
1,2,4-Trichlorobenzene	14	70	< 3.1	NA	< 3.1	< 3.1	< 1.6	< 1.6	< 6.2	< 3.1	< 3.1	< 3.1	< 1.6	< 1.6	< 3.1	< 6.2	< 3.1	< 3.1	< 3.1	< 6.8	< 6.8	< 15
1,3,5-Trimethylbenzene	96	480	< 1.8	NA	< 1.8	< 1.8	< 0.9	< 0.9	< 3.6	< 1.8	< 1.8	< 1.8	< 0.9	< 0.9	< 1.8	< 3.6	< 1.8	< 1.8	< 1.8	< 5.1	< 5.1	< 15
2-Butanone	800	4000	NA	NA	NA	NA	NA	NA	NA	NA	NA	NA	NA	NA	NA	NA	NA	NA	NA	NA	NA	< 600
2-Hexanone	NE	NE	NA	NA	NA	NA	NA	NA	NA	NA	NA	NA	NA	NA	NA	NA	NA	NA	NA	NA	NA	< 190
4-Methyl-2-pentanone	50	500	NA	NA	NA	NA	NA	NA	NA	NA	NA	NA	NA	NA	NA	NA	NA	NA	NA	NA	NA	< 150
Acetone	1800	9000	NA	NA	NA	NA	NA	NA	NA	NA	NA	NA	NA	NA	NA	NA	NA	NA	NA	NA	NA	< 680
Benzene	0.5	5	< 0.74	NA	< 0.74	< 0.74	< 0.37	< 0.37	< 1.5	< 0.74	< 0.74	< 0.74	< 0.37	< 0.37	< 0.74	< 1.5	< 0.74	< 0.74	< 0.74	< 2.9	< 2.9	< 18
Bromodichloromethane	0.06	0.6	< 1.7	NA	< 1.7	< 1.7	< 0.85	< 0.85	< 3.4	< 1.7	< 1.7	< 1.7	< 0.85	< 0.85	< 1.7	< 3.4	< 1.7	< 1.7	< 1.7	< 7.4	< 7.4	< 15
Bromoform	0.44	4.4	< 2.8	NA	< 2.8	< 2.8	< 1.4	< 1.4	< 5.6	< 2.8	< 2.8	< 2.8	< 1.4	< 1.4	< 2.8	< 5.6	< 2.8	< 2.8	< 2.8	< 9.7	< 9.7	< 18
Bromomethane	1	10	< 3.1	NA	< 3.1	< 3.1	< 1.6	< 1.6	< 6.2	< 3.1	< 3.1	< 3.1	< 1.6	< 1.6	< 3.1	< 6.2	< 3.1 *	< 3.1	< 3.1	< 16	< 16	< 120
Carbon disulfide	200	1000	NA	NA	NA	NA	NA	NA	NA	NA	NA	NA	NA	NA	NA	NA	NA	NA	NA	NA	NA	< 11
Carbon tetrachloride	0.5	5	< 2.6	NA	< 2.6	< 2.6	< 1.3	< 1.3	< 5.2	< 2.6	< 2.6	< 2.6	< 1.3	< 1.3	< 2.6	< 5.2	< 2.6	< 2.6	< 2.6	< 7.7	< 7.7	< 7.6
Chloroform	0.6	6	< 2	NA	< 2	< 2	< 1	< 1	< 4	< 2	< 2	< 2	< 1	< 1	< 2.0	< 4.0	< 2.0	< 2.0	< 2.0	< 7.4	< 7.4	< 12
Chloromethane	3	30	< 1.8	NA	< 1.8	< 1.8	< 0.9	< 0.9	< 3.6	< 1.8	< 1.8	< 1.8	< 0.9	< 0.9	< 1.8	< 3.6	< 1.8	< 1.8	< 1.8	< 6.4	< 6.4	< 32
cis-1,2-Dichloroethene	7	70	***1900***	NA	***1800***	***1800***	***2100***	***2300***	***2700***	***2400***	***1700***	***1800***	***1200***	***1200***	***2200***	***2400***	***1700***	***1600***	***2000***	***1900***	***1800***	***930***
Dichlorodifluoromethane	200	1000	< 2	NA	< 2	< 2	< 1	< 1	< 4	< 2	< 2	< 2	< 1	< 1	< 2.0	< 4.0	< 2.0	< 2.0	< 2.0	< 11	< 11	< 22
Ethylbenzene	140	700	< 1.3	NA	< 1.3	< 1.3	< 0.65	< 0.65	< 2.6	< 1.3	< 1.3	< 1.3	< 0.65	< 0.65	< 1.3	< 2.6	< 1.3	< 1.3	< 1.3	< 3.7	< 3.7	< 11
Isopropylbenzene	NE	NE	< 1.4	NA	< 1.4	< 1.4	< 0.7	< 0.7	< 2.8	< 1.4	< 1.4	< 1.4	< 0.7	< 0.7	< 1.4	< 2.8	< 1.4	< 1.4	< 1.4	< 7.7	< 7.7	< 16
m,p-Xylene	400	2000	NA	NA	NA	NA	NA	NA	NA	NA	NA	NA	NA	NA	NA	NA	NA	NA	NA	NA	NA	< 11
Methyl tert-butyl ether	12	60	< 2.4	NA	< 2.4	< 2.4	< 1.2	< 1.2	< 4.8	< 2.4	< 2.4	< 2.4	< 1.2	< 1.2	< 2.4	< 4.8	< 2.4	< 2.4	< 2.4	< 7.9	< 7.9	< 28
Methylene chloride	0.5	5	< 6.8	NA	< 6.8	< 6.8	< 3.4	< 3.4	< 14	< 6.8	< 6.8	< 6.8	< 3.4	< 3.4	< 6.8	< 14	< 6.8	< 6.8	< 6.8	< 33	< 33	< 28
Naphthalene	10	100	< 1.6	NA	< 1.6	< 1.6	< 0.8	< 0.8	< 3.2	< 1.6	< 1.6	< 1.6	< 0.8	< 0.8	< 1.6	< 3.2	< 1.6	< 1.6	< 1.6	< 6.7	< 6.7	< 18
n-Butylbenzene	NE	NE	< 1.3	NA	< 1.3	< 1.3	< 0.65	< 0.65	< 2.6	< 1.3	< 1.3	< 1.3	< 0.65	< 0.65	< 1.3	< 2.6	< 1.3	< 1.3	< 1.3	< 7.8	< 7.8	< 28
n-Hexane	120	600	NA	NA	NA	NA	NA	NA	NA	NA	NA	NA	NA	NA	NA	NA	NA	NA	NA	NA	NA	< 42
n-Propylbenzene	NE	NE	< 1.3	NA	< 1.3	< 1.3	< 0.65	< 0.65	< 2.6	< 1.3	< 1.3	< 1.3	< 0.65	< 0.65	< 1.3	< 2.6	< 1.3	< 1.3	< 1.3	< 8.3	< 8.3	< 20
o-Xylene	400	2000	NA	NA	NA	NA	NA	NA	NA	NA	NA	NA	NA	NA	NA	NA	NA	NA	NA	NA	NA	< 12
p-Isopropyltoluene	NE	NE	< 1.7	NA	< 1.7	< 1.7	< 0.85	< 0.85	< 3.4	< 1.7	< 1.7	< 1.7	< 0.85	< 0.85	< 1.7	< 3.4	< 1.7	< 1.7	< 1.7	< 7.2	< 7.2	< 17
sec-Butylbenzene	NE	NE	< 1.5	NA	< 1.5	< 1.5	< 0.75	< 0.75	< 3	< 1.5	< 1.5	< 1.5	< 0.75	< 0.75	< 1.5	< 3.0	< 1.5	< 1.5	< 1.5	< 8.0	< 8.0	< 26
Styrene	10	100	< 1	NA	< 1	< 1	< 0.5	< 0.5	< 2	< 1	< 1	< 1	< 0.5	< 0.5	< 1.0	< 2.0	< 1.0	< 1.0	< 1.0	< 7.7	< 7.7	< 13
tert-Butylbenzene	NE	NE	< 1.4	NA	< 1.4	< 1.4	< 0.7	< 0.7	< 2.8	< 1.4	< 1.4	< 1.4	< 0.7	< 0.7	< 1.4	< 2.8	< 1.4	< 1.4	< 1.4	< 8.0	< 8.0	< 24
Tetrachloroethene	0.5	5	***5600***	NA	***6800***	***7400***	***7000***	***7100***	***7900***	***7000***	***6800***	***6300***	***5400***	***5200***	***7900***	***7800***	***8000***	***6700***	***11000***	***9700***	***9200***	***4800***
Toluene	160	800	< 1.1	NA	< 1.1	< 1.1	< 0.55	< 0.55	< 2.2	< 1.1	< 1.1	< 1.1	< 0.55	< 0.55	< 1.1	< 2.2	< 1.1	< 1.1	< 1.1	< 3.0	< 3.0	< 11
trans-1,2-Dichloroethene	20	100	***29***	NA	***38***	***37***	***38***	***40***	***48***	***35***	***29***	***31***	19	19	***39***	***41***	***25***	***27***	***34***	< 7.0	< 7.0	< 22
Trichloroethene	0.5	5	***940***	NA	***1100***	***1000***	***1100***	***1000***	***1200***	***940***	***900***	***900***	***660***	***640***	***1100***	***1100***	***730***	***780***	***980***	***960***	***870***	***500***
Trichlorofluoromethane	698	3490	< 1.9	NA	< 1.9	< 1.9	< 0.95	< 0.95	< 3.8	< 1.9	< 1.9	< 1.9	< 0.95	< 0.95	< 10	< 20	< 10	< 10	< 10	< 20	< 20	< 100
Vinyl chloride	0.02	0.2	***64***	NA	***120***	***110***	***110***	***110***	***99***	***71***	***75***	***75***	***48***	***48***	***87***	***95***	***55***	***72***	***89***	***110***	***92***	***52 J***
Xylenes, Total	400	2000	< 0.68	NA	< 0.68	< 0.68	< 0.34	< 0.34	< 1.4	< 0.68	< 0.68	< 0.68	< 0.34	< 0.34	< 0.68	< 1.4	< 0.68	< 0.68	< 0.68	< 4.4	< 4.4	< 12
Total PCBs																						
Aroclor-1016	0.003	0.03	< 0.15	NA	NA	NA	NA	NA	NA	NA	NA	NA	NA	NA	NA	NA	NA	NA	NA	NA	NA	NA
Aroclor-1232	0.003	0.03	< 0.083	NA	NA	NA	NA	NA	NA	NA	NA	NA	NA	NA	NA	NA	NA	NA	NA	NA	NA	NA
Aroclor-1242	0.003	0.03	< 0.12	NA	NA	NA	NA	NA	NA	NA	NA	NA	NA	NA	NA	NA	NA	NA	NA	NA	NA	NA
Aroclor-1248	0.003	0.03	< 0.099	NA	NA	NA	NA	NA	NA	NA	NA	NA	NA	NA	NA	NA	NA	NA	NA	NA	NA	NA
Total Detected PCBs	0.003	0.03	ND	NA	NA	NA	NA	NA	NA	NA	NA	NA	NA	NA	NA	NA	NA	NA	NA	NA	NA	NA
Dissolved PCBs																						
Aroclor-1016	0.003	0.03	NA	NA	NA	NA	NA	NA	NA	NA	NA	NA	NA	NA	NA	NA	NA	NA	NA	NA	NA	NA
Aroclor-1232	0.003	0.03	NA	NA	NA	NA	NA	NA	NA	NA	NA	NA	NA	NA	NA	NA	NA	NA	NA	NA	NA	NA
Aroclor-1242	0.003	0.03	NA	NA	NA	NA	NA	NA	NA	NA	NA	NA	NA	NA	NA	NA	NA	NA	NA	NA	NA	NA
Aroclor-1248	0.003	0.03	NA	NA	NA	NA	NA	NA	NA	NA	NA	NA	NA	NA	NA	NA	NA	NA	NA	NA	NA	NA
Total Detected PCBs	0.003	0.03	NA	NA	NA	NA	NA	NA	NA	NA	NA	NA	NA	NA	NA	NA	NA	NA	NA	NA	NA	NA
Solids																						
Total Dissolved Solids (mg/L)	NE	NE	990	950	910	NA	980	NA	NA	NA	NA	NA	NA	NA	NA	NA	NA	NA	NA	NA	NA	NA
Total Suspended Solids (TSS) (mg/L)	NE	NE	NA	NA	NA	NA	NA	NA	NA	NA	NA	NA	NA	NA	NA	NA	NA	NA	NA	NA	NA	NA

Notes on Page 61.

Table 7: Groundwater Analytical Results Summary
Madison-Kipp Corporation
Madison, Wisconsin

WELL ID			MP-13	MP-13	MP-13	MP-13	MP-13	MP-13	MP-13	MP-13	MP-13	MP-13	MP-13	MP-13	MP-13	MP-13	MP-13	MP-13	MP-13	MP-13	MP-13	MP-13	MP-13	MP-13[3]	MP-13
SCREEN INTERVAL (feet bgs)	PREVENTIVE	ENFORCEMENT	81 - 85 ft	81 - 85 ft	81 - 85 ft	81 - 85 ft	81 - 85 ft	102 - 106 ft	102 - 106 ft	102 - 106 ft	102 - 106 ft	102 - 106 ft	102 - 106 ft	102 - 106 ft	102 - 106 ft	102 - 106 ft	102 - 106 ft	102 - 106 ft	102 - 106 ft	102 - 106 ft	102 - 106 ft	121 - 125 ft	121 - 125 ft	121 - 125 ft
SAMPLE DATE	ACTION LIMIT	STANDARD	10/03/2017	10/09/2018	10/08/2019	10/12/2020	10/11/2021	12/04/2012	01/18/2013	02/21/2013	04/17/2013	07/22/2013	10/07/2013	04/16/2014	10/14/2014	04/14/2015	10/16/2015	10/10/2016	10/03/2017	10/09/2018	10/08/2019	10/12/2020	10/11/2021	12/04/2012	12/04/2012	01/18/2013
VOCs																										
1,1,1,2-Tetrachloroethane	7	70	< 11	< 5.5	< 0.27	< 1.3	< 0.36	< 1.3	< 0.5	< 0.5	< 1.3	< 1.3	< 1.3	< 1.3	< 1.3	< 1.3	< 4.6	< 2.2	< 2.8	< 5.5	0.37 J	< 0.27	< 3.6	< 0.5	< 1.3	< 1.3
1,1,1-Trichloroethane	40	200	< 10	< 5.0	< 0.24	< 1.2	< 0.30	< 1	< 0.4	< 0.4	< 1	< 1	< 1	< 1.0	< 1.0	< 1.0	< 3.8	< 2.0	< 2.5	< 5.0	< 0.24	< 0.24	< 3.0	< 0.4	< 1	< 1
1,1,2-Trichloroethane	0.5	5	< 10	< 5.0	< 0.55	< 2.8	< 0.34	< 1.4	< 0.56	< 0.56	< 1.4	< 1.4	< 1.4	< 1.4	< 1.4	< 1.4	< 3.5	< 2.0	< 2.5	< 5.0	< 0.55	< 0.55	< 3.4	< 0.56	< 1.4	< 1.4
1,1-Dichloroethene	0.7	7	< 14	< 7.0	0.48 J	< 1.2	< 0.58	< 1.6	< 0.62	< 0.62	< 1.6	< 1.6	< 1.6	< 1.6	< 1.6	< 1.6	< 3.9	< 2.8	< 3.5	< 7.0	0.48 J	< 0.24	< 5.8	< 0.62	< 1.6	< 1.6
1,2,4-Trimethylbenzene	96	480	< 6	< 3.0	< 0.84	< 4.2	< 0.45	< 0.7	< 0.28	< 0.28	< 0.7	< 0.7	< 0.7	< 0.70	< 0.70	< 0.70	< 3.6	< 1.2	< 1.5	< 3.0	< 0.84	< 0.84	< 4.5	< 0.28	< 0.7	< 0.7
1,2-Dibromoethane	0.005	0.05	< 13	< 6.5	< 0.83	< 4.1	< 0.31	< 1.8	< 0.72	< 0.72	< 1.8	< 1.8	< 1.8	< 1.8	< 1.8	< 1.8	< 3.9	< 2.6	< 3.3	< 6.5	< 0.83	< 0.83	< 3.1	< 0.72	< 1.8	< 1.8
1,2-Dichlorobenzene	60	600	< 7.6	< 3.8	< 0.71	< 3.5	< 0.33	< 1.4	< 0.54	< 0.54	< 1.4	< 1.4	< 1.4	< 1.4	< 1.4	< 1.4	< 3.3	< 1.5	< 1.9	< 3.8	< 0.71	< 0.71	< 3.3	< 0.54	< 1.4	< 1.4
1,2-Dichloroethane	0.5	5	< 7.8	< 3.9	< 0.28	< 1.4	< 0.29	< 1.4	< 0.56	< 0.56	< 1.4	< 1.4	< 1.4	< 1.4	< 1.4	< 1.4	< 3.9	< 1.6	< 2	< 3.9	***0.67 J***	***0.65 J***	< 2.9	< 0.56	< 1.4	< 1.4
1,2-Dichloropropane	0.5	5	< 10	< 5.0	< 0.28	< 1.4	< 0.45	< 1	< 0.4	< 0.4	< 1	< 1	< 1	< 1.0	< 1.0	< 1.0	< 4.3	< 2.0	< 2.5	< 5.0	< 0.28	< 0.28	< 4.5	< 0.4	< 1	< 1
1,2,3-Trichlorobenzene	NE	NE	< 4.5	< 2.3	< 0.63	< 11.1	< 1.0	< 1.2	< 0.48	< 0.48	< 1.2	< 1.2	< 1.2	< 1.2	< 1.2	< 1.2	< 4.6	< 0.90	< 1.1	< 2.3	< 0.63	< 2.2	< 10.2	< 0.48	< 1.2	< 1.2
1,2,4-Trichlorobenzene	14	70	< 7.7	< 3.9	< 0.95	< 4.8	< 0.95	< 1.6	< 0.62	< 0.62	< 1.6	< 1.6	< 1.6	< 1.6	< 1.6	< 1.6	< 3.4	< 1.5	< 1.9	< 3.9	< 0.95	< 0.95	< 9.5	< 0.62	< 1.6	< 1.6
1,3,5-Trimethylbenzene	96	480	< 7.5	< 3.8	< 0.87	< 4.4	< 0.36	< 0.9	< 0.36	< 0.36	< 0.9	< 0.9	< 0.9	< 0.90	< 0.90	< 0.90	< 2.5	< 1.5	< 1.9	< 3.8	< 0.87	< 0.87	< 3.6	< 0.36	< 0.9	< 0.9
2-Butanone	800	4000	< 300	< 150	< 2.9	< 14.7	< 6.5	NA	NA	NA	NA	NA	NA	NA	NA	NA	NA	< 60	< 75	< 150	< 2.9	< 2.9	< 65.2	NA	NA	NA
2-Hexanone	NE	NE	< 95	< 48	< 2.5	< 26.0	< 6.3	NA	NA	NA	NA	NA	NA	NA	NA	NA	NA	< 19	< 24	< 48	< 2.5	< 5.2	< 62.8	NA	NA	NA
4-Methyl-2-pentanone	50	500	< 77	< 39	< 1.5	< 23.2	< 6.0	NA	NA	NA	NA	NA	NA	NA	NA	NA	NA	< 15	< 19	< 39	< 1.5	< 4.6	< 59.5	NA	NA	NA
Acetone	1800	9000	500 J	< 170	< 2.7	< 13.7	< 8.6	NA	NA	NA	NA	NA	NA	NA	NA	NA	NA	< 68	< 85	< 260 U	< 2.7	< 2.7	< 86.4	NA	NA	NA
Benzene	0.5	5	< 8.9	< 4.5	< 0.25	< 1.2	< 0.30	< 0.37	< 0.15	< 0.15	< 0.37	< 0.37	< 0.37	< 0.37	< 0.37	< 0.37	< 1.5	< 1.8	< 2.2	< 4.5	< 0.25	< 0.25	< 3.0	< 0.15	< 0.37	< 0.37
Bromodichloromethane	0.06	0.6	< 7.7	< 3.9	< 0.36	< 1.8	< 0.42	< 0.85	< 0.34	< 0.34	< 0.85	< 0.85	< 0.85	< 0.85	< 0.85	< 0.85	< 3.7	< 1.5	< 1.9	< 3.9	< 0.36	< 0.36	< 4.2	< 0.34	< 0.85	< 0.85
Bromoform	0.44	4.4	< 8.8	< 4.4	< 4.0	< 19.9	< 3.8	< 1.4	< 0.56	< 0.56	< 1.4	< 1.4	< 1.4	< 1.4	< 1.4	< 1.4	< 4.8	< 1.8	< 2.2	< 4.4	< 4.0	< 4.0	< 38.0	< 0.56	< 1.4	< 1.4
Bromomethane	1	10	< 59	< 30	< 0.97	< 4.9	< 1.2	< 1.6	< 0.62	< 0.62	< 1.6	< 1.6	< 1.6	< 1.6	< 1.6 *	< 1.6	< 8.0	< 12	< 15	***46 J+***	< 0.97	< 0.97	< 11.9	< 0.62	< 1.6	< 1.6
Carbon disulfide	200	1000	< 5.3	< 2.7	< 0.37	< 2.2	< 1.1	NA	NA	NA	NA	NA	NA	NA	NA	NA	NA	< 1.1	< 1.3	< 2.7	< 0.37	< 0.45	< 11.0	NA	NA	NA
Carbon tetrachloride	0.5	5	< 3.8	< 1.9	< 0.17	< 5.4	***0.67 J***	< 1.3	< 0.52	< 0.52	< 1.3	< 1.3	< 1.3	< 1.3	< 1.3	< 1.3	< 3.8	< 0.76	< 0.95	< 1.9	< 0.17	< 1.1	< 3.7	< 0.52	< 1.3	< 1.3
Chloroform	0.6	6	< 6.2	< 3.1	< 1.3	< 6.4	< 1.2	< 1	< 0.4	< 0.4	< 1	< 1	< 1	< 1.0	< 1.0	< 1.0	< 3.7	< 1.2	< 1.6	< 3.1	< 1.3	< 1.3	< 11.8	< 0.4	< 1	< 1
Chloromethane	3	30	< 16	< 8.0	< 2.2	< 10.9	< 1.6	< 0.9	< 0.36	< 0.36	< 0.9	< 0.9	< 0.9	< 0.90	< 0.90	< 0.90	< 3.2	***9.8 BJ***	< 4	< 14 U	< 2.2	< 2.2	< 16.4	< 0.36	< 0.9	< 0.9
cis-1,2-Dichloroethene	7	70	***670***	***240***	***259***	***156***	***153***	***1100***	***690***	***520***	***720***	***660***	***600***	***770***	***730***	***980***	***1100***	***200***	***350***	***580***	***227***	***109***	***63.7***	***910***	***970***	***1000***
Dichlorodifluoromethane	200	1000	< 11	< 5.5	< 0.50	< 2.5	< 0.46	< 1	< 0.4	< 0.4	< 1	< 1	< 1	< 1.0	< 1.0	< 1.0	< 5.4	< 2.2	< 2.8	< 5.5	< 0.50	< 0.50	< 4.6	< 0.4	< 1	< 1
Ethylbenzene	140	700	< 5.4	< 2.7	< 0.22	< 1.6	< 0.33	< 0.65	< 0.26	< 0.26	< 0.65	< 0.65	< 0.65	< 0.65	< 0.65	< 0.65	< 1.8	< 1.1	< 1.4	< 2.7	< 0.22	< 0.32	< 3.3	< 0.26	< 0.65	< 0.65
Isopropylbenzene	NE	NE	< 8.1	< 4.1	< 0.39	< 8.4	< 1.0	< 0.7	< 0.28	< 0.28	< 0.7	< 0.7	< 0.7	< 0.70	< 0.70	< 0.70	< 3.9	< 1.6	< 2	< 4.1	< 0.39	< 1.7	< 10.0	< 0.28	< 0.7	< 0.7
m,p-Xylene	400	2000	6 BJ	< 2.9	< 0.47	< 2.3	< 0.70	NA	NA	NA	NA	NA	NA	NA	NA	NA	< 1.1	< 1.4	< 2.9	< 0.47	< 0.47	< 7.0	NA	NA	NA
Methyl tert-butyl ether	12	60	< 14	< 7.0	< 1.2	< 6.2	< 1.1	< 1.2	< 0.48	< 0.48	< 1.2	< 1.2	< 1.2	< 1.2	< 1.2	< 1.2	< 3.9	< 2.8	< 3.5	< 7.0	< 1.2	< 1.2	< 11.3	< 0.48	< 1.2	< 1.2
Methylene chloride	0.5	5	< 14	< 7.0	< 0.58	< 2.9	< 0.32	< 3.4	< 1.4	< 1.4	< 3.4	< 3.4	< 3.4	< 3.4	< 3.4	< 3.4	< 16	< 2.8	< 3.5	< 7.0	< 0.58	< 0.58	< 3.2	< 1.4	< 3.4	< 3.4
Naphthalene	10	100	< 8.8	< 4.4	< 1.2	< 5.9	< 1.1	< 0.8	< 0.32	< 0.32	< 0.8	< 0.8	< 0.8	< 0.80	< 0.80	< 0.80	< 3.4	< 1.8	< 2.2	< 4.4	< 1.2	< 1.2	< 11.3	< 0.32	< 0.8	< 0.8
n-Butylbenzene	NE	NE	< 14	< 7.0	< 0.71	< 3.5	< 0.86	< 0.65	< 0.26	< 0.26	< 0.65	< 0.65	< 0.65	< 0.65	< 0.65	< 0.65	< 3.9	< 2.8	< 3.5	< 7.0	< 0.71	< 0.71	< 8.6	< 0.26	< 0.65	< 0.65
n-Hexane	120	600	< 21	< 11	< 1.7	< 8.5	< 1.5	NA	NA	NA	NA	NA	NA	NA	NA	NA	NA	< 4.2	< 5.3	< 11	< 1.7	< 1.7	< 14.6	NA	NA	NA
n-Propylbenzene	NE	NE	< 10	< 5.0	< 0.81	< 4.1	< 0.35	< 0.65	< 0.26	< 0.26	< 0.65	< 0.65	< 0.65	< 0.65	< 0.65	< 0.65	< 4.1	< 2.0	< 2.5	< 5.0	< 0.81	< 0.81	< 3.5	< 0.26	< 0.65	< 0.65
o-Xylene	400	2000	< 5.8	< 2.9	< 0.26	< 1.3	< 0.35	NA	NA	NA	NA	NA	NA	NA	NA	NA	NA	< 1.2	< 1.5	< 2.9	< 0.26	< 0.26	< 3.5	NA	NA	NA
p-Isopropyltoluene	NE	NE	< 8.5	< 4.3	< 0.80	< 4.0	< 1.0	< 0.85	< 0.34	< 0.34	< 0.85	< 0.85	< 0.85	< 0.85	< 0.85	< 0.85	< 3.6	< 1.7	< 2.1	< 4.3	< 0.80	< 0.80	< 10.4	< 0.34	< 0.85	< 0.85
sec-Butylbenzene	NE	NE	< 13	< 6.5	< 0.85	< 4.2	< 0.42	< 0.75	< 0.3	< 0.3	< 0.75	< 0.75	< 0.75	< 0.75	< 0.75	< 0.75	< 4.0	< 2.6	< 3.3	< 6.5	< 0.85	< 0.85	< 4.2	< 0.3	< 0.75	< 0.75
Styrene	10	100	< 6.5	< 3.3	< 0.47	< 15.0	< 0.36	< 0.5	< 0.2	< 0.2	< 0.5	< 0.5	< 0.5	< 0.50	< 0.50	< 0.50	< 3.9	< 1.3	1.8 BJ	< 3.3	< 0.47	< 3.0	< 3.6	< 0.2	< 0.5	< 0.5
tert-Butylbenzene	NE	NE	< 12	< 6.0	< 0.30	< 1.5	< 0.59	< 0.7	< 0.28	< 0.28	< 0.7	< 0.7	< 0.7	< 0.70	< 0.70	< 0.70	< 4.0	< 2.4	< 3	< 6.0	< 0.30	< 0.30	< 5.9	< 0.28	< 0.7	< 0.7
Tetrachloroethene	0.5	5	***3200***	***890***	***702***	***435***	***382 J+***	***1800***	***1100***	***670***	***1400***	***1500***	***1900***	***1600***	***2000***	***2100***	***4600***	***870***	***970***	***1200***	***822***	***721***	***655 J+***	***1500***	***1500***	***2600***
Toluene	160	800	< 5.3	< 2.7	< 0.17	< 1.3	< 0.29	< 0.55	< 0.22	< 0.22	< 0.55	< 0.55	< 0.55	< 0.55	< 0.55	< 0.55	< 1.5	< 1.1	< 1.3	< 2.7	< 0.17	< 0.27	< 2.9	< 0.22	< 0.55	< 0.55
trans-1,2-Dichloroethene	20	100	12 J	< 5.5	3.2 J	< 2.3	1.5	15	9.5	4.8	6.6	6.0	7.0	9.8	8.1	13	< 3.5	3.2 J	7.3 J	11 J	4.1	1.8	< 5.3	12	15	17
Trichloroethene	0.5	5	***390***	***150***	***160***	***107***	***104***	***440***	***330***	***270***	***500***	***450***	***490***	***580***	***530***	***680***	***930***	***230***	***230***	***290***	***195***	***126***	***97.7***	***340***	***370***	***460***
Trichlorofluoromethane	698	3490	< 50	< 6.5	< 0.21	< 1.1	< 0.42	< 0.95	< 0.38	< 0.38	< 0.95	< 0.95	< 0.95	< 5.0	< 5.0	< 5.0	< 10	< 10	< 13	< 6.5	< 0.21	< 0.21	< 4.2	< 0.38	< 0.95	< 0.95
Vinyl chloride	0.02	0.2	***54***	***15 J+***	***9.1***	***3.9 J***	***3.9***	***33***	***23***	***13***	***20***	***19***	***20***	***23***	***22***	***41***	***44***	< 3.2	< 4	***9.0 J+***	***0.63 J***	***0.19 J***	< 1.7	***36***	***37***	***54***
Xylenes, Total	400	2000	< 12	< 5.8	< 1.5	< 7.5	< 1.0	< 0.34	< 0.14	< 0.14	< 0.34	< 0.34	< 0.34	< 0.34	< 0.34	< 0.34	< 2.2	< 1.2	< 2.9	< 5.8	< 1.5	< 1.5	< 10.5	< 0.14	< 0.34	< 0.34
Total PCBs																										
Aroclor-1016	0.003	0.03	NA	NA	NA	NA	NA	< 0.15	NA	NA	NA	NA	NA	NA	NA	NA	NA	NA	NA	NA	NA	NA	NA	< 0.15	NA	NA
Aroclor-1232	0.003	0.03	NA	NA	NA	NA	NA	< 0.083	NA	NA	NA	NA	NA	NA	NA	NA	NA	NA	NA	NA	NA	NA	NA	< 0.084	NA	NA
Aroclor-1242	0.003	0.03	NA	NA	NA	NA	NA	< 0.12	NA	NA	NA	NA	NA	NA	NA	NA	NA	NA	NA	NA	NA	NA	NA	< 0.12	NA	NA
Aroclor-1248	0.003	0.03	NA	NA	NA	NA	NA	< 0.099	NA	NA	NA	NA	NA	NA	NA	NA	NA	NA	NA	NA	NA	NA	NA	< 0.1	NA	NA
Total Detected PCBs	0.003	0.03	NA	NA	NA	NA	NA	ND	NA	NA	NA	NA	NA	NA	NA	NA	NA	NA	NA	NA	NA	NA	NA	ND	NA	NA
Dissolved PCBs																										
Aroclor-1016	0.003	0.03	NA	NA	NA	NA	NA	NA	NA	NA	NA	NA	NA	NA	NA	NA	NA	NA	NA	NA	NA	NA	NA	NA	NA	NA
Aroclor-1232	0.003	0.03	NA	NA	NA	NA	NA	NA	NA	NA	NA	NA	NA	NA	NA	NA	NA	NA	NA	NA	NA	NA	NA	NA	NA	NA
Aroclor-1242	0.003	0.03	NA	NA	NA	NA	NA	NA	NA	NA	NA	NA	NA	NA	NA	NA	NA	NA	NA	NA	NA	NA	NA	NA	NA	NA
Aroclor-1248	0.003	0.03	NA	NA	NA	NA	NA	NA	NA	NA	NA	NA	NA	NA	NA	NA	NA	NA	NA	NA	NA	NA	NA	NA	NA	NA
Total Detected PCBs	0.003	0.03	NA	NA	NA	NA	NA	NA	NA	NA	NA	NA	NA	NA	NA	NA	NA	NA	NA	NA	NA	NA	NA	NA	NA	NA
Solids																										
Total Dissolved Solids (mg/L)	NE	NE	NA	NA	NA	NA	NA	1100	970	960	NA	NA	NA	NA	NA	NA	NA	NA	NA	NA	NA	NA	NA	1100	NA	1000
Total Suspended Solids (TSS) (mg/L)	NE	NE	NA	NA	NA	NA	NA	NA	NA	NA	NA	NA	NA	NA	NA	NA	NA	NA	NA	NA	NA	NA	NA	NA	NA	NA

Notes on Page 61.

Table 7: Groundwater Analytical Results Summary
Madison-Kipp Corporation
Madison, Wisconsin

WELL ID			MP-13	MP-13	MP-13	MP-13	MP-13	MP-13	MP-13	MP-13	MP-13	MP-13	MP-13	MP-13	MP-13	MP-13	MP-13	MP-13	MP-13	MP-13	MP-13	MP-13	MP-13
SCREEN INTERVAL (feet bgs)	PREVENTIVE	ENFORCEMENT	121 - 125 ft	121 - 125 ft	121 - 125 ft	121 - 125 ft	121 - 125 ft	121 - 125 ft	121 - 125 ft	121 - 125 ft	121 - 125 ft	121 - 125 ft	121 - 125 ft	121 - 125 ft	121 - 125 ft	121 - 125 ft	135 - 139 ft	135 - 139 ft	135 - 139 ft	135 - 139 ft	135 - 139 ft	135 - 139 ft	135 - 139 ft	135 - 139 ft
SAMPLE DATE	ACTION LIMIT	STANDARD	02/20/2013	04/17/2013	07/22/2013	10/07/2013	04/16/2014	10/14/2014	04/14/2015	10/16/2015	10/10/2016	10/03/2017	10/09/2018	10/08/2019	10/12/2020	10/11/2021	12/04/2012	01/17/2013	02/20/2013	04/17/2013	07/22/2013	10/07/2013	04/16/2014	10/14/2014
VOCs																								
1,1,1,2-Tetrachloroethane	7	70	NA	< 5	< 2.5	1.1	< 5.0	< 2.5	< 2.5	< 9.2	< 11	< 5.5	< 5.5	< 0.27	< 0.27	< 3.6	< 0.5	< 1.3	NA	< 2.5	< 2.5	< 1.3	< 2.5	< 2.5
1,1,1-Trichloroethane	40	200	NA	< 4	< 2	< 0.2	< 4.0	< 2.0	< 2.0	< 7.6	< 10	< 5	< 5.0	< 0.24	< 0.24	< 3.0	< 0.4	< 1	NA	< 2	< 2	< 1	< 2.0	< 2.0
1,1,2-Trichloroethane	0.5	5	NA	< 5.6	< 2.8	< 0.28	< 5.6	< 2.8	< 2.8	< 7.0	< 10	< 5	< 5.0	< 0.55	< 0.55	< 3.4	< 0.56	< 1.4	NA	< 2.8	< 2.8	< 1.4	< 2.8	< 2.8
1,1-Dichloroethene	0.7	7	NA	< 6.2	< 3.1	< 0.31	< 6.2	< 3.1	< 3.1	< 7.8	< 14	< 7	< 7.0	< 0.24	< 0.24	< 5.8	***1.5 J***	< 1.6	NA	< 3.1	< 3.1	< 1.6	< 3.1	< 3.1
1,2,4-Trimethylbenzene	96	480	NA	< 2.8	< 1.4	< 0.14	< 2.8	< 1.4	< 1.4	< 7.2	< 6.0	< 3	< 3.0	< 0.84	< 0.84	< 4.5	< 0.28	< 0.7	NA	< 1.4	< 1.4	< 0.7	< 1.4	< 1.4
1,2-Dibromoethane	0.005	0.05	NA	< 7.2	< 3.6	< 0.36	< 7.2	< 3.6	< 3.6	< 7.7	< 13	< 6.5	< 6.5	< 0.83	< 0.83	< 3.1	< 0.72	< 1.8	NA	< 3.6	< 3.6	< 1.8	< 3.6	< 3.6
1,2-Dichlorobenzene	60	600	NA	< 5.4	< 2.7	< 0.27	< 5.4	< 2.7	< 2.7	< 6.7	< 7.6	< 3.8	< 3.8	< 0.71	< 0.71	< 3.3	< 0.54	< 1.4	NA	< 2.7	< 2.7	< 1.4	< 2.7	< 2.7
1,2-Dichloroethane	0.5	5	NA	< 5.6	< 2.8	< 0.28	< 5.6	< 2.8	< 2.8	< 7.8	< 7.8	< 3.9	< 3.9	***0.94 J***	***0.74 J***	< 2.9	< 0.56	< 1.4	NA	< 2.8	< 2.8	< 1.4	< 2.8	< 2.8
1,2-Dichloropropane	0.5	5	NA	< 4	< 2	< 0.2	< 4.0	< 2.0	< 2.0	< 8.6	< 10	< 5	< 5.0	< 0.28	< 0.28	< 4.5	< 0.4	< 1	NA	< 2	< 2	< 1	< 2.0	< 2.0
1,2,3-Trichlorobenzene	NE	NE	NA	< 4.8	< 2.4	< 0.24	< 4.8	< 2.4	< 2.4	< 9.2	< 4.5	< 2.3	< 2.3	< 0.63	< 2.2	< 10.2	< 0.48	< 1.2	NA	< 2.4	< 2.4	< 1.2	< 2.4	< 2.4
1,2,4-Trichlorobenzene	14	70	NA	< 6.2	< 3.1	< 0.31	< 6.2	< 3.1	< 3.1	< 6.8	< 7.7	< 3.9	< 3.9	< 0.95	< 0.95	< 9.5	< 0.62	< 1.6	NA	< 3.1	< 3.1	< 1.6	< 3.1	< 3.1
1,3,5-Trimethylbenzene	96	480	NA	< 3.6	< 1.8	< 0.18	< 3.6	< 1.8	< 1.8	< 5.1	< 7.5	< 3.8	< 3.8	< 0.87	< 0.87	< 3.6	< 0.36	< 0.9	NA	< 1.8	< 1.8	< 0.9	< 1.8	< 1.8
2-Butanone	800	4000	NA	NA	NA	NA	NA	NA	NA	NA	< 300	< 150	< 150	< 2.9	< 2.9	< 65.2	NA	NA	NA	NA	NA	NA	NA	NA
2-Hexanone	NE	NE	NA	NA	NA	NA	NA	NA	NA	NA	< 95	< 48	< 48	< 2.5	< 5.2	< 62.8	NA	NA	NA	NA	NA	NA	NA	NA
4-Methyl-2-pentanone	50	500	NA	NA	NA	NA	NA	NA	NA	NA	< 77	< 39	< 39	< 1.5	< 4.6	< 59.5	NA	NA	NA	NA	NA	NA	NA	NA
Acetone	1800	9000	NA	NA	NA	NA	NA	NA	NA	NA	< 340	280 BJ	< 180 U	< 2.7	< 2.7	< 86.4	NA	NA	NA	NA	NA	NA	NA	NA
Benzene	0.5	5	NA	< 1.5	< 0.74	0.29 J	< 1.5	< 0.74	< 0.74	< 2.9	< 8.9	< 4.5	< 4.5	< 0.25	< 0.25	< 3.0	0.41 J	***1.1 J***	NA	< 0.74	< 0.74	< 0.37	< 0.74	< 0.74
Bromodichloromethane	0.06	0.6	NA	< 3.4	< 1.7	< 0.17	< 3.4	< 1.7	< 1.7	< 7.4	< 7.7	< 3.9	< 3.9	< 0.36	< 0.36	< 4.2	< 0.34	< 0.85	NA	< 1.7	< 1.7	< 0.85	< 1.7	< 1.7
Bromoform	0.44	4.4	NA	< 5.6	< 2.8	< 0.28	< 5.6	< 2.8	< 2.8	< 9.7	< 8.8	< 4.4	< 4.4	< 4.0	< 4.0	< 38.0	< 0.56	< 1.4	NA	< 2.8	< 2.8	< 1.4	< 2.8	< 2.8
Bromomethane	1	10	NA	< 6.2	< 3.1	< 0.31	< 6.2	< 3.1 *	< 3.1	< 16	< 59	< 30	< 30	< 0.97	< 0.97	< 11.9	< 0.62	< 1.6	NA	< 3.1	< 3.1	< 1.6	< 3.1	< 3.1 *
Carbon disulfide	200	1000	NA	NA	NA	NA	NA	NA	NA	NA	< 5.3	< 2.7	< 2.7	< 0.37	< 0.45	< 11.0	NA	NA	NA	NA	NA	NA	NA	NA
Carbon tetrachloride	0.5	5	NA	< 5.2	< 2.6	< 0.26	< 5.2	< 2.6	< 2.6	< 7.7	< 3.8	< 1.9	< 1.9	< 0.17	< 1.1	< 3.7	< 0.52	< 1.3	NA	< 2.6	< 2.6	< 1.3	< 2.6	< 2.6
Chloroform	0.6	6	NA	< 4	< 2	< 0.2	< 4.0	< 2.0	< 2.0	< 7.4	< 6.2	< 3.1	< 3.1	< 1.3	< 1.3	< 11.8	< 0.4	< 1	NA	< 2	< 2	< 1	< 2.0	< 2.0
Chloromethane	3	30	NA	< 3.6	< 1.8	< 0.18	< 3.6	< 1.8	< 1.8	< 6.4	***49 BJ***	***9.5 J+***	< 13 U	< 2.2	< 2.2	< 16.4	< 0.36	< 0.9	NA	< 1.8	< 1.8	< 0.9	< 1.8	< 1.8
cis-1,2-Dichloroethene	7	70	NA	***930***	***760***	***650***	***720***	***630***	***690***	***820***	***200***	***240***	***67***	***69.6***	***40.2***	***40***	***1100***	***910***	NA	***540***	***420***	***380***	***370***	***330***
Dichlorodifluoromethane	200	1000	NA	< 4	< 2	< 0.2	< 4.0	< 2.0	< 2.0	< 11	< 11	< 5.5	< 5.5	< 0.50	< 0.50	< 4.6	< 0.4	< 1	NA	< 2	< 2	< 1	< 2.0	< 2.0
Ethylbenzene	140	700	NA	< 2.6	< 1.3	< 0.13	< 2.6	< 1.3	< 1.3	< 3.7	< 5.4	< 2.7	< 2.7	< 0.22	< 0.32	< 3.3	< 0.26	< 0.65	NA	< 1.3	< 1.3	< 0.65	< 1.3	< 1.3
Isopropylbenzene	NE	NE	NA	< 2.8	< 1.4	< 0.14	< 2.8	< 1.4	< 1.4	< 7.7	< 8.1	< 4.1	< 4.1	< 0.39	< 1.7	< 10.0	< 0.28	< 0.7	NA	< 1.4	< 1.4	< 0.7	< 1.4	< 1.4
m,p-Xylene	400	2000	NA	NA	NA	NA	NA	NA	NA	NA	< 5.7	3 BJ	< 2.9	< 0.47	< 0.47	< 7.0	NA	NA	NA	NA	NA	NA	NA	NA
Methyl tert-butyl ether	12	60	NA	< 4.8	< 2.4	< 0.24	< 4.8	< 2.4	< 2.4	< 7.9	< 14	< 7	< 7.0	< 1.2	< 1.2	< 11.3	< 0.48	< 1.2	NA	< 2.4	< 2.4	< 1.2	< 2.4	< 2.4
Methylene chloride	0.5	5	NA	< 14	< 6.8	< 0.68	< 14	< 6.8	< 6.8	< 33	< 14	< 7	< 7.0	< 0.58	< 0.58	< 3.2	< 1.4	< 3.4	NA	< 6.8	< 6.8	< 3.4	< 6.8	< 6.8
Naphthalene	10	100	NA	< 3.2	< 1.6	< 0.16	< 3.2	< 1.6	< 1.6	< 6.7	< 8.8	< 4.4	< 4.4	< 1.2	< 1.2	< 11.3	< 0.32	< 0.8	NA	< 1.6	< 1.6	< 0.8	< 1.6	< 1.6
n-Butylbenzene	NE	NE	NA	< 2.6	< 1.3	< 0.13	< 2.6	< 1.3	< 1.3	< 7.8	< 14	< 7	< 7.0	< 0.71	< 0.71	< 8.6	< 0.26	< 0.65	NA	< 1.3	< 1.3	< 0.65	< 1.3	< 1.3
n-Hexane	120	600	NA	NA	NA	NA	NA	NA	NA	NA	< 21	< 11	< 11	< 1.7	< 1.7	< 14.6	NA	NA	NA	NA	NA	NA	NA	NA
n-Propylbenzene	NE	NE	NA	< 2.6	< 1.3	< 0.13	< 2.6	< 1.3	< 1.3	< 8.3	< 10	< 5	< 5.0	< 0.81	< 0.81	< 3.5	< 0.26	< 0.65	NA	< 1.3	< 1.3	< 0.65	< 1.3	< 1.3
o-Xylene	400	2000	NA	NA	NA	NA	NA	NA	NA	NA	< 5.8	< 2.9	< 2.9	< 0.26	< 0.26	< 3.5	NA	NA	NA	NA	NA	NA	NA	NA
p-Isopropyltoluene	NE	NE	NA	< 3.4	< 1.7	< 0.17	< 3.4	< 1.7	< 1.7	< 7.2	< 8.5	< 4.3	< 4.3	< 0.80	< 0.80	< 10.4	< 0.34	< 0.85	NA	< 1.7	< 1.7	< 0.85	< 1.7	< 1.7
sec-Butylbenzene	NE	NE	NA	< 3	< 1.5	< 0.15	< 3.0	< 1.5	< 1.5	< 8.0	< 13	< 6.5	< 6.5	< 0.85	< 0.85	< 4.2	< 0.3	< 0.75	NA	< 1.5	< 1.5	< 0.75	< 1.5	< 1.5
Styrene	10	100	NA	< 2	< 1	< 0.1	< 2.0	< 1.0	< 1.0	< 7.7	< 6.5	3.5 BJ	< 3.3	< 0.47	< 3.0	< 3.6	< 0.2	< 0.5	NA	< 1	< 1	< 0.5	< 1.0	< 1.0
tert-Butylbenzene	NE	NE	NA	< 2.8	< 1.4	< 0.14	< 2.8	< 1.4	< 1.4	< 8.0	< 12	< 6	< 6.0	< 0.30	< 0.30	< 5.9	< 0.28	< 0.7	NA	< 1.4	< 1.4	< 0.7	< 1.4	< 1.4
Tetrachloroethene	0.5	5	NA	***7000***	***6300***	***6500***	***6700***	***4800***	***4300***	***12000***	***3100***	***3000***	***1000***	***715***	***602***	***580 J+***	***1900***	***2300***	NA	***3800***	***4200***	***6500***	***5200***	***6300***
Toluene	160	800	NA	< 2.2	< 1.1	< 0.11	< 2.2	< 1.1	< 1.1	< 3.0	9.0 J	< 2.7	< 2.7	< 0.17	< 0.27	< 2.9	< 0.22	< 0.55	NA	< 1.1	< 1.1	< 0.55	< 1.1	< 1.1
trans-1,2-Dichloroethene	20	100	NA	12 J	12	9.7	10 J	6.7 J	< 2.5	< 7.0	< 11	6 J	< 5.5	< 1.1	0.71 J	< 5.3	17	15	NA	8.5 J	5.4 J	< 1.3	< 2.5	< 2.5
Trichloroethene	0.5	5	NA	***600***	***510***	***550***	***710***	***520***	***640***	***1100***	***450***	***460***	***110***	***101***	***55***	***48.6***	***450***	***430***	NA	***310***	***260***	***310***	***320***	***270***
Trichlorofluoromethane	698	3490	NA	< 3.8	< 1.9	< 0.19	< 20	< 10	< 10	< 20	< 50	< 25	< 6.5	< 0.21	< 0.21	< 4.2	< 0.38	< 0.95	NA	< 1.9	< 1.9	< 0.95	< 10	< 10
Vinyl chloride	0.02	0.2	NA	***13***	***9.3***	***8.1***	***6.2 J***	< 1.0	***11***	< 4.1	< 16	< 8	< 8.0	< 0.17	< 0.17	< 1.7	***50***	***42***	NA	***11***	***8.1***	***5.8***	***4.0 J***	***3.7 J***
Xylenes, Total	400	2000	NA	< 1.4	< 0.68	< 0.068	< 1.4	< 0.68	< 0.68	< 4.4	< 5.8	< 5.8	< 5.8	< 1.5	< 1.5	< 10.5	< 0.14	< 0.34	NA	< 0.68	< 0.68	< 0.34	< 0.68	< 0.68
Total PCBs																								
Aroclor-1016	0.003	0.03	NA	NA	NA	NA	NA	NA	NA	NA	NA	NA	NA	NA	NA	NA	< 0.15	NA	NA	NA	NA	NA	NA	NA
Aroclor-1232	0.003	0.03	NA	NA	NA	NA	NA	NA	NA	NA	NA	NA	NA	NA	NA	NA	< 0.083	NA	NA	NA	NA	NA	NA	NA
Aroclor-1242	0.003	0.03	NA	NA	NA	NA	NA	NA	NA	NA	NA	NA	NA	NA	NA	NA	< 0.12	NA	NA	NA	NA	NA	NA	NA
Aroclor-1248	0.003	0.03	NA	NA	NA	NA	NA	NA	NA	NA	NA	NA	NA	NA	NA	NA	< 0.099	NA	NA	NA	NA	NA	NA	NA
Total Detected PCBs	0.003	0.03	NA	NA	NA	NA	NA	NA	NA	NA	NA	NA	NA	NA	NA	NA	ND	NA	NA	NA	NA	NA	NA	NA
Dissolved PCBs																								
Aroclor-1016	0.003	0.03	NA	NA	NA	NA	NA	NA	NA	NA	NA	NA	NA	NA	NA	NA	NA	NA	NA	NA	NA	NA	NA	NA
Aroclor-1232	0.003	0.03	NA	NA	NA	NA	NA	NA	NA	NA	NA	NA	NA	NA	NA	NA	NA	NA	NA	NA	NA	NA	NA	NA
Aroclor-1242	0.003	0.03	NA	NA	NA	NA	NA	NA	NA	NA	NA	NA	NA	NA	NA	NA	NA	NA	NA	NA	NA	NA	NA	NA
Aroclor-1248	0.003	0.03	NA	NA	NA	NA	NA	NA	NA	NA	NA	NA	NA	NA	NA	NA	NA	NA	NA	NA	NA	NA	NA	NA
Total Detected PCBs	0.003	0.03	NA	NA	NA	NA	NA	NA	NA	NA	NA	NA	NA	NA	NA	NA	NA	NA	NA	NA	NA	NA	NA	NA
Solids																								
Total Dissolved Solids (mg/L)	NE	NE	920	NA	NA	NA	NA	NA	NA	NA	NA	NA	NA	NA	NA	NA	1100	960	890	NA	NA	NA	NA	NA
Total Suspended Solids (TSS) (mg/L)	NE	NE	NA	NA	NA	NA	NA	NA	NA	NA	NA	NA	NA	NA	NA	NA	NA	NA	NA	NA	NA	NA	NA	NA

Notes on Page 61.

Table 7: Groundwater Analytical Results Summary
Madison-Kipp Corporation
Madison, Wisconsin

WELL ID			MP-13	MP-13	MP-13	MP-13	MP-13	MP-13	MP-13	MP-13	MP-13	MP-13	MP-13	MP-13	MP-13	MP-13	MP-13	MP-13	MP-13	MP-13	MP-13	MP-13	MP-13	MP-13	MP-13	MP-13
SCREEN INTERVAL (feet bgs)	PREVENTIVE	ENFORCEMENT	135 - 139 ft	135 - 139 ft	135 - 139 ft	135 - 139 ft	135 - 139 ft	135 - 139 ft	135 - 139 ft	135 - 139 ft	163 - 167 ft	163 - 167 ft	163 - 167 ft	163 - 167 ft	163 - 167 ft	163 - 167 ft	163 - 167 ft	163 - 167 ft	163 - 167 ft	163 - 167 ft	163 - 167 ft	163 - 167 ft	163 - 167 ft	163 - 167 ft	163 - 167 ft	163 - 167 ft
SAMPLE DATE	ACTION LIMIT	STANDARD	04/14/2015	10/16/2015	10/10/2016	10/03/2017	10/09/2018	10/08/2019	10/12/2020	10/11/2021	12/04/2012	01/16/2013	02/20/2013	04/17/2013	07/22/2013	10/07/2013	04/16/2014	10/14/2014	04/14/2015	10/16/2015	10/10/2016	10/03/2017	10/09/2018	10/08/2019	10/12/2020	10/11/2021
VOCs																										
1,1,1,2-Tetrachloroethane	7	70	< 2.5	< 4.6	< 11	< 5.5	< 5.5	< 0.27	< 0.27	< 8.9	< 1.3	< 0.25	NA	< 0.5	< 0.25	< 0.25	< 0.50	< 0.50	< 0.25	< 0.46	< 0.22	< 0.11	< 0.22	< 0.27	< 0.27	< 0.36
1,1,1-Trichloroethane	40	200	< 2.0	< 3.8	< 10	< 5	< 5.0	< 0.24	< 0.24	< 7.6	< 1	< 0.2	NA	< 0.4	< 0.2	< 0.2	< 0.40	< 0.40	< 0.20	< 0.38	< 0.20	< 0.1	< 0.20	< 0.24	< 0.24	< 0.30
1,1,2-Trichloroethane	0.5	5	< 2.8	< 3.5	< 10	< 5	< 5.0	< 0.55	< 0.55	< 8.6	< 1.4	< 0.28	NA	< 0.56	< 0.28	< 0.28	< 0.56	< 0.56	< 0.28	< 0.35	< 0.20	< 0.1	< 0.20	< 0.55	< 0.55	< 0.34
1,1-Dichloroethene	0.7	7	< 3.1	< 3.9	< 14	< 7	< 7.0	0.40 J	< 0.24	< 14.6	< 1.6	***0.97 J***	NA	< 0.62	< 0.31	< 0.31	< 0.62	< 0.62	< 0.31	< 0.39	< 0.28	< 0.14	< 0.28	< 0.24	< 0.24	< 0.58
1,2,4-Trimethylbenzene	96	480	< 1.4	< 3.6	< 6.0	< 3	< 3.0	< 0.84	< 0.84	< 11.2	< 0.7	< 0.14	NA	< 0.28	< 0.14	< 0.14	< 0.28	< 0.28	< 0.14	< 0.36	< 0.12	< 0.06	< 0.12	< 0.84	< 0.84	< 0.45
1,2-Dibromoethane	0.005	0.05	< 3.6	< 3.9	< 13	< 6.5	< 6.5	< 0.83	< 0.83	< 7.7	< 1.8	< 0.36	NA	< 0.72	< 0.36	< 0.36	< 0.72	< 0.72	< 0.36	< 0.39	< 0.26	< 0.13	< 0.26	< 0.83	< 0.83	< 0.31
1,2-Dichlorobenzene	60	600	< 2.7	< 3.3	< 7.6	< 3.8	< 3.8	< 0.71	< 0.71	< 8.1	< 1.4	< 0.27	NA	< 0.54	< 0.27	< 0.27	< 0.54	< 0.54	< 0.27	< 0.33	< 0.15	< 0.076	< 0.15	< 0.71	< 0.71	< 0.33
1,2-Dichloroethane	0.5	5	< 2.8	< 3.9	< 7.8	< 3.9	< 3.9	< 0.28	< 0.28	< 7.3	< 1.4	< 0.28	NA	< 0.56	< 0.28	< 0.28	< 0.56	< 0.56	< 0.28	< 0.39	< 0.16	< 0.078	< 0.16	< 0.28	< 0.28	< 0.29
1,2-Dichloropropane	0.5	5	< 2.0	< 4.3	< 10	< 5	< 5.0	< 0.28	< 0.28	< 11.2	< 1	< 0.2	NA	< 0.4	< 0.2	< 0.2	< 0.40	< 0.40	< 0.20	< 0.43	< 0.20	< 0.1	< 0.20	< 0.28	< 0.28	< 0.45
1,2,3-Trichlorobenzene	NE	NE	< 2.4	< 4.6	< 4.5	< 2.3	< 2.3	< 0.63	< 2.2	< 25.5	< 1.2	< 0.24	NA	< 0.48	< 0.24	< 0.24	< 0.48	< 0.48	< 0.24	< 0.46	< 0.090	< 0.045	< 0.090	< 0.63	< 2.2	< 1.0
1,2,4-Trichlorobenzene	14	70	< 3.1	< 3.4	< 7.7	< 3.9	< 3.9	< 0.95	< 0.95	< 23.8	< 1.6	< 0.31	NA	< 0.62	< 0.31	< 0.31	< 0.62	< 0.62	< 0.31	< 0.34	< 0.15	< 0.077	< 0.15	< 0.95	< 0.95	< 0.95
1,3,5-Trimethylbenzene	96	480	< 1.8	< 2.5	< 7.5	< 3.8	< 3.8	< 0.87	< 0.87	< 8.9	< 0.9	< 0.18	NA	< 0.36	< 0.18	< 0.18	< 0.36	< 0.36	< 0.18	< 0.25	< 0.15	< 0.075	< 0.15	< 0.87	< 0.87	< 0.36
2-Butanone	800	4000	NA	NA	< 300	< 150	< 150	< 2.9	< 2.9	< 163	NA	NA	NA	NA	NA	NA	NA	NA	NA	NA	< 6.0	< 3	< 6.0	< 2.9	< 2.9	< 6.5
2-Hexanone	NE	NE	NA	NA	< 95	< 48	< 48	< 2.5	< 5.2	< 157	NA	NA	NA	NA	NA	NA	NA	NA	NA	NA	< 1.9	< 0.95	< 1.9	< 2.5	< 5.2	< 6.3
4-Methyl-2-pentanone	50	500	NA	NA	< 77	< 39	< 39	< 1.5	< 4.6	< 149	NA	NA	NA	NA	NA	NA	NA	NA	NA	NA	< 1.5	< 0.77	< 1.5	< 1.5	< 4.6	< 6.0
Acetone	1800	9000	NA	NA	< 340	260 J	< 280 U	< 2.7	< 2.7	< 216	NA	NA	NA	NA	NA	NA	NA	NA	NA	NA	< 6.8	5.2 BJ	< 6.8	15.3 J	< 2.7	< 8.6
Benzene	0.5	5	< 0.74	< 1.5	< 8.9	< 4.5	< 4.5	< 0.25	< 0.25	< 7.4	< 0.37	< 0.074	NA	< 0.15	< 0.074	< 0.074	< 0.15	< 0.15	< 0.074	< 0.15	< 0.18	< 0.089	< 0.18	< 0.25	< 0.25	< 0.30
Bromodichloromethane	0.06	0.6	< 1.7	< 3.7	< 7.7	< 3.9	< 3.9	< 0.36	< 0.36	< 10.4	< 0.85	< 0.17	NA	< 0.34	< 0.17	< 0.17	< 0.34	< 0.34	< 0.17	< 0.37	< 0.15	< 0.077	< 0.15	< 0.36	< 0.36	< 0.42
Bromoform	0.44	4.4	< 2.8	< 4.8	< 8.8	< 4.4	< 4.4	< 4.0	< 4.0	< 95.0	< 1.4	< 0.28	NA	< 0.56	< 0.28	< 0.28	< 0.56	< 0.56	< 0.28	< 0.48	< 0.18	< 0.088	< 0.18	< 4.0	< 4.0	< 3.8
Bromomethane	1	10	< 3.1	< 8.0	< 59	< 30	***56 J+***	< 0.97	< 0.97	< 29.8	< 1.6	< 0.31	NA	< 0.62	< 0.31	< 0.31	< 0.62	< 0.62 *	< 0.31	< 0.80	< 1.2	< 0.59	< 1.2	< 0.97	< 0.97	< 1.2
Carbon disulfide	200	1000	NA	NA	< 5.3	< 2.7	< 2.7	< 0.37	< 0.45	< 27.6	NA	NA	NA	NA	NA	NA	NA	NA	NA	NA	< 0.11	< 0.053	< 0.11	< 0.37	< 0.45	< 1.1
Carbon tetrachloride	0.5	5	< 2.6	< 3.8	< 3.8	< 1.9	< 1.9	< 0.17	< 1.1	< 9.2	< 1.3	< 0.26	NA	< 0.52	< 0.26	< 0.26	< 0.52	< 0.52	< 0.26	< 0.38	< 0.076	< 0.038	< 0.076	< 0.17	< 1.1	< 0.37
Chloroform	0.6	6	< 2.0	< 3.7	< 6.2	< 3.1	< 3.1	< 1.3	< 1.3	< 29.6	< 1	< 0.2	NA	< 0.4	< 0.2	< 0.2	< 0.40	< 0.40	< 0.20	< 0.37	< 0.12	< 0.062	< 0.12	< 1.3	< 1.3	< 1.2
Chloromethane	3	30	< 1.8	< 3.2	***46 BJ***	***11 J+***	< 13 U	< 2.2	< 2.2	< 40.9	< 0.9	< 0.18	NA	< 0.36	< 0.18	< 0.18	< 0.36	< 0.36	< 0.18	< 0.32	0.76 BJ	0.46 J+	< 0.32	< 2.2	< 2.2	< 1.6
cis-1,2-Dichloroethene	7	70	***410***	***170***	***87***	***190***	***150***	***166***	***97.6***	***85.9***	***970***	***730***	NA	***460***	***200***	***170***	***180***	***160***	***150***	***33***	3.8	3.6	5.8	***23.2***	***15.3***	***22.7***
Dichlorodifluoromethane	200	1000	< 2.0	< 5.4	< 11	< 5.5	< 5.5	< 0.50	< 0.50	< 11.4	< 1	< 0.2	NA	< 0.4	< 0.2	< 0.2	< 0.40	< 0.40	< 0.20	< 0.54	< 0.22	< 0.11	< 0.22	< 0.50	< 0.50	< 0.46
Ethylbenzene	140	700	< 1.3	< 1.8	< 5.4	< 2.7	< 2.7	< 0.22	< 0.32	< 8.1	< 0.65	< 0.13	NA	< 0.26	< 0.13	< 0.13	< 0.26	< 0.26	< 0.13	< 0.18	< 0.11	< 0.054	< 0.11	< 0.22	< 0.32	< 0.33
Isopropylbenzene	NE	NE	< 1.4	< 3.9	< 8.1	< 4.1	< 4.1	< 0.39	< 1.7	< 25.0	< 0.7	< 0.14	NA	< 0.28	< 0.14	< 0.14	< 0.28	< 0.28	< 0.14	< 0.39	< 0.16	< 0.081	< 0.16	< 0.39	< 1.7	< 1.0
m,p-Xylene	400	2000	NA	NA	< 5.7	< 2.9	< 2.9	< 0.47	< 0.47	< 17.5	NA	NA	NA	NA	NA	NA	NA	NA	NA	NA	< 0.11	< 0.057	< 0.11	< 0.47	< 0.47	< 0.70
Methyl tert-butyl ether	12	60	< 2.4	< 3.9	< 14	< 7	< 7.0	< 1.2	< 1.2	< 28.2	< 1.2	< 0.24	NA	< 0.48	< 0.24	< 0.24	< 0.48	< 0.48	< 0.24	< 0.39	< 0.28	< 0.14	< 0.28	< 1.2	< 1.2	< 1.1
Methylene chloride	0.5	5	< 6.8	< 16	< 14	< 7	< 7.0	< 0.58	< 0.58	< 8.0	< 3.4	< 0.68	NA	< 1.4	< 0.68	< 0.68	< 1.4	< 1.4	< 0.68	< 1.6	< 0.28	< 0.14	< 0.28	< 0.58	< 0.58	< 0.32
Naphthalene	10	100	< 1.6	< 3.4	< 8.8	< 4.4	< 4.4	< 1.2	< 1.2	< 28.2	< 0.8	< 0.16	NA	< 0.32	< 0.16	< 0.16	< 0.32	< 0.32	< 0.16	< 0.34	< 0.18	< 0.088	< 0.18	< 1.2	< 1.2	< 1.1
n-Butylbenzene	NE	NE	< 1.3	< 3.9	< 14	< 7	< 7.0	< 0.71	< 0.71	< 21.4	< 0.65	< 0.13	NA	< 0.26	< 0.13	< 0.13	< 0.26	< 0.26	< 0.13	< 0.39	< 0.28	< 0.14	< 0.28	< 0.71	< 0.71	< 0.86
n-Hexane	120	600	NA	NA	< 21	< 11	< 11	< 1.7	< 1.7	< 36.6	NA	NA	NA	NA	NA	NA	NA	NA	NA	NA	< 0.42	< 0.21	< 0.42	< 1.7	< 1.7	< 1.5
n-Propylbenzene	NE	NE	< 1.3	< 4.1	< 10	< 5	< 5.0	< 0.81	< 0.81	< 8.6	< 0.65	< 0.13	NA	< 0.26	< 0.13	< 0.13	< 0.26	< 0.26	< 0.13	< 0.41	< 0.20	< 0.1	< 0.20	< 0.81	< 0.81	< 0.35
o-Xylene	400	2000	NA	NA	< 5.8	< 2.9	< 2.9	< 0.26	< 0.26	< 8.7	NA	NA	NA	NA	NA	NA	NA	NA	NA	NA	< 0.12	< 0.058	< 0.12	< 0.26	< 0.26	< 0.35
p-Isopropyltoluene	NE	NE	< 1.7	< 3.6	< 8.5	< 4.3	< 4.3	< 0.80	< 0.80	< 26.1	< 0.85	< 0.17	NA	< 0.34	< 0.17	< 0.17	< 0.34	< 0.34	< 0.17	< 0.36	< 0.17	< 0.085	< 0.17	< 0.80	< 0.80	< 1.0
sec-Butylbenzene	NE	NE	< 1.5	< 4.0	< 13	< 6.5	< 6.5	< 0.85	< 0.85	< 10.6	< 0.75	< 0.15	NA	< 0.3	< 0.15	< 0.15	< 0.30	< 0.30	< 0.15	< 0.40	< 0.26	< 0.13	< 0.26	< 0.85	< 0.85	< 0.42
Styrene	10	100	< 1.0	< 3.9	< 6.5	3.5 BJ	< 3.3	< 0.47	< 3.0	< 8.9	< 0.5	< 0.1	NA	< 0.2	< 0.1	< 0.1	< 0.20	< 0.20	< 0.10	< 0.39	< 0.13	< 0.065	< 0.13	< 0.47	< 3.0	< 0.36
tert-Butylbenzene	NE	NE	< 1.4	< 4.0	< 12	< 6	< 6.0	< 0.30	< 0.30	< 14.7	< 0.7	< 0.14	NA	< 0.28	< 0.14	< 0.14	< 0.28	< 0.28	< 0.14	< 0.40	< 0.24	< 0.12	< 0.24	< 0.30	< 0.30	< 0.59
Tetrachloroethene	0.5	5	***5700***	***5500***	***2000***	***4100***	***3800***	***3290***	***2540***	***2540 J+***	***1400***	***930***	NA	***840***	***510***	***680***	***870***	***930***	***910***	***350***	***43***	***45***	***60***	***79.7***	***79.1***	***145 J+***
Toluene	160	800	< 1.1	< 1.5	8.0 J	< 2.7	< 2.7	< 0.17	< 0.27	< 7.2	< 0.55	< 0.11	NA	< 0.22	< 0.11	< 0.11	< 0.22	< 0.22	< 0.11	< 0.15	< 0.11	0.08 BJ	< 0.11	0.33 J	< 0.27	< 0.29
trans-1,2-Dichloroethene	20	100	< 2.5	< 3.5	< 11	< 5.5	< 5.5	2.5 J	1.3 J	< 13.2	15	13	NA	7.5	3.3	2.6	3.3	1.9 J	1.9	< 0.35	< 0.22	< 0.11	< 0.22	< 1.1	< 0.46	< 0.53
Trichloroethene	0.5	5	***370***	***210***	***100***	***250***	***250***	***285***	***147***	***131***	***370***	***250***	NA	***200***	***92***	***96***	***110***	***100***	***99***	***33***	***4.8***	***4.4***	***4.9***	***9.1***	***8***	***13.5***
Trichlorofluoromethane	698	3490	< 10	< 10	< 50	< 25	< 6.5	< 0.21	< 0.21	< 10.5	< 0.95	< 0.19	NA	< 0.38	< 0.19	< 0.19	< 2.0	< 2.0	< 1.0	< 1.0	< 1.0	< 0.5	< 0.26	< 0.21	< 0.21	< 0.42
Vinyl chloride	0.02	0.2	***4.4 J***	< 2.0	< 16	< 8	< 8.0	***0.63 J***	***0.25 J***	< 4.4	***41***	***27***	NA	***6.8***	***0.74***	***0.72***	***0.56 J***	< 0.20	***1.1***	< 0.20	< 0.32	< 0.16	< 0.32	***0.38 J***	< 0.17	< 0.17
Xylenes, Total	400	2000	< 0.68	< 2.2	< 5.8	< 5.8	< 5.8	< 1.5	< 1.5	< 26.2	< 0.34	< 0.068	NA	< 0.14	< 0.068	< 0.068	< 0.14	< 0.14	< 0.068	< 0.22	< 0.12	< 0.12	< 0.23	< 1.5	< 1.5	< 1.0
Total PCBs																										
Aroclor-1016	0.003	0.03	NA	NA	NA	NA	NA	NA	NA	NA	< 0.15	NA	NA	NA	NA	NA	NA	NA	NA	NA	NA	NA	NA	NA	NA	NA
Aroclor-1232	0.003	0.03	NA	NA	NA	NA	NA	NA	NA	NA	< 0.083	NA	NA	NA	NA	NA	NA	NA	NA	NA	NA	NA	NA	NA	NA	NA
Aroclor-1242	0.003	0.03	NA	NA	NA	NA	NA	NA	NA	NA	< 0.12	NA	NA	NA	NA	NA	NA	NA	NA	NA	NA	NA	NA	NA	NA	NA
Aroclor-1248	0.003	0.03	NA	NA	NA	NA	NA	NA	NA	NA	< 0.098	NA	NA	NA	NA	NA	NA	NA	NA	NA	NA	NA	NA	NA	NA	NA
Total Detected PCBs	0.003	0.03	NA	NA	NA	NA	NA	NA	NA	NA	ND	NA	NA	NA	NA	NA	NA	NA	NA	NA	NA	NA	NA	NA	NA	NA
Dissolved PCBs																										
Aroclor-1016	0.003	0.03	NA	NA	NA	NA	NA	NA	NA	NA	NA	NA	NA	NA	NA	NA	NA	NA	NA	NA	NA	NA	NA	NA	NA	NA
Aroclor-1232	0.003	0.03	NA	NA	NA	NA	NA	NA	NA	NA	NA	NA	NA	NA	NA	NA	NA	NA	NA	NA	NA	NA	NA	NA	NA	NA
Aroclor-1242	0.003	0.03	NA	NA	NA	NA	NA	NA	NA	NA	NA	NA	NA	NA	NA	NA	NA	NA	NA	NA	NA	NA	NA	NA	NA	NA
Aroclor-1248	0.003	0.03	NA	NA	NA	NA	NA	NA	NA	NA	NA	NA	NA	NA	NA	NA	NA	NA	NA	NA	NA	NA	NA	NA	NA	NA
Total Detected PCBs	0.003	0.03	NA	NA	NA	NA	NA	NA	NA	NA	NA	NA	NA	NA	NA	NA	NA	NA	NA	NA	NA	NA	NA	NA	NA	NA
Solids																										
Total Dissolved Solids (mg/L)	NE	NE	NA	NA	NA	NA	NA	NA	NA	NA	1100	850	890	NA	NA	NA	NA	NA	NA	NA	NA	NA	NA	NA	NA	NA
Total Suspended Solids (TSS) (mg/L)	NE	NE	NA	NA	NA	NA	NA	NA	NA	NA	NA	NA	NA	NA	NA	NA	NA	NA	NA	NA	NA	NA	NA	NA	NA	NA

Notes on Page 61.

Table 7: Groundwater Analytical Results Summary
Madison-Kipp Corporation
Madison, Wisconsin

WELL ID			MP-14	MP-14	MP-14	MP-14	MP-14	MP-14	MP-14	MP-14	MP-14	MP-14	MP-14	MP-14	MP-14	MP-14	MP-14	MP-14	MP-14	MP-14	MP-14	MP-14	MP-14	MP-14	MP-14
SCREEN INTERVAL (feet bgs)	PREVENTIVE	ENFORCEMENT	70 - 75 ft	70 - 75 ft	70 - 75 ft	70 - 75 ft	70 - 75 ft	70 - 75 ft	70 - 75 ft	100 - 105 ft	100 - 105 ft	100 - 105 ft	100 - 105 ft	100 - 105 ft	100 - 105 ft	100 - 105 ft	100 - 105 ft	100 - 105 ft	100 - 105 ft	100 - 105 ft	100 - 105 ft	100 - 105 ft	100 - 105 ft	100 - 105 ft	100 - 105 ft
SAMPLE DATE	ACTION LIMIT	STANDARD	01/21/2013	04/16/2013	07/16/2013	07/22/2013	10/08/2013	04/14/2014	10/17/2014	01/21/2013	04/16/2013	07/16/2013	07/22/2013	10/08/2013	04/14/2014	10/17/2014	04/13/2015	10/15/2015	10/11/2016	10/02/2017	10/09/2018	10/09/2019	10/13/2020	10/12/2021
VOCs																									
1,1,1,2-Tetrachloroethane	7	70	< 0.25	< 0.25	< 0.25	< 0.25	< 0.25	< 0.25	< 0.25	< 0.25	< 0.25	< 0.25	< 0.25	< 0.25	< 0.25	< 0.25	< 0.25	< 0.46	< 0.11	< 0.11	< 0.11	< 0.27	< 0.27	< 0.36
1,1,1-Trichloroethane	40	200	< 0.2	< 0.2	< 0.2	< 0.2	< 0.2	< 0.20	< 0.20	< 0.2	< 0.2	< 0.2	< 0.2	< 0.2	< 0.20	< 0.20	< 0.20	< 0.38	< 0.10	< 0.1	< 0.10	< 0.24	< 0.24	< 0.30
1,1,2-Trichloroethane	0.5	5	< 0.28	< 0.28	< 0.28	< 0.28	< 0.28	< 0.28	< 0.28	< 0.28	< 0.28	< 0.28	< 0.28	< 0.28	< 0.28	< 0.28	< 0.28	< 0.35	< 0.10	< 0.1	< 0.10	< 0.55	< 0.55	< 0.34
1,1-Dichloroethene	0.7	7	< 0.31	< 0.31	< 0.31	< 0.31	< 0.31	< 0.31	< 0.31	< 0.31	< 0.31	< 0.31	< 0.31	< 0.31	< 0.31	< 0.31	< 0.31	< 0.39	< 0.14	< 0.14	< 0.14	< 0.24	< 0.24	< 0.58
1,2,4-Trimethylbenzene	96	480	< 0.14	< 0.14	< 0.14	< 0.14	< 0.14	< 0.14	< 0.14	< 0.14	< 0.14	< 0.14	< 0.14	< 0.14	< 0.14	< 0.14	< 0.14	< 0.36	< 0.060	< 0.06	< 0.060	< 0.84	< 0.84	< 0.45
1,2-Dibromoethane	0.005	0.05	< 0.36	< 0.36	< 0.36	< 0.36	< 0.36	< 0.36	< 0.36	< 0.36	< 0.36	< 0.36	< 0.36	< 0.36	< 0.36	< 0.36	< 0.36	< 0.39	< 0.13	< 0.13	< 0.13	< 0.83	< 0.83	< 0.31
1,2-Dichlorobenzene	60	600	< 0.27	< 0.27	< 0.27	< 0.27	< 0.27	< 0.27	< 0.27	< 0.27	< 0.27	< 0.27	< 0.27	< 0.27	< 0.27	< 0.27	< 0.27	< 0.33	< 0.076	< 0.076	< 0.076	< 0.71	< 0.71	< 0.33
1,2-Dichloroethane	0.5	5	< 0.28	< 0.28	< 0.28	< 0.28	< 0.28	< 0.28	< 0.28	< 0.28	< 0.28	< 0.28	< 0.28	< 0.28	< 0.28	< 0.28	< 0.28	< 0.39	< 0.078	< 0.078	< 0.078	< 0.28	< 0.28	< 0.29
1,2-Dichloropropane	0.5	5	< 0.2	< 0.2	< 0.2	< 0.2	< 0.2	< 0.20	< 0.20	< 0.2	< 0.2	< 0.2	< 0.2	< 0.2	< 0.20	< 0.20	< 0.20	< 0.43	< 0.10	< 0.1	< 0.10	< 0.28	< 0.28	< 0.45
1,2,3-Trichlorobenzene	NE	NE	< 0.24	< 0.24	< 0.24	< 0.24	< 0.24	< 0.24	< 0.24	< 0.24	< 0.24	< 0.24	< 0.24	< 0.24	< 0.24	< 0.24	< 0.24	< 0.46	< 0.045	< 0.045	< 0.045	< 0.63	< 2.2	< 1.0
1,2,4-Trichlorobenzene	14	70	< 0.31	< 0.31	< 0.31	< 0.31	< 0.31	< 0.31	< 0.31	< 0.31	< 0.31	< 0.31	< 0.31	< 0.31	< 0.31	< 0.31	< 0.31	< 0.34	< 0.077	< 0.077	< 0.077	< 0.95	< 0.95	< 0.95
1,3,5-Trimethylbenzene	96	480	< 0.18	< 0.18	< 0.18	< 0.18	< 0.18	< 0.18	< 0.18	< 0.18	< 0.18	< 0.18	< 0.18	< 0.18	< 0.18	< 0.18	< 0.18	< 0.25	< 0.075	< 0.075	< 0.075	< 0.87	< 0.87	< 0.36
2-Butanone	800	4000	NA	NA	NA	NA	NA	NA	NA	NA	NA	NA	NA	NA	NA	NA	NA	NA	< 3.0	< 3	< 3.0	< 2.9	< 2.9	< 6.5
2-Hexanone	NE	NE	NA	NA	NA	NA	NA	NA	NA	NA	NA	NA	NA	NA	NA	NA	NA	NA	< 0.95	< 0.95	< 0.95	< 2.5	< 5.2	< 6.3
4-Methyl-2-pentanone	50	500	NA	NA	NA	NA	NA	NA	NA	NA	NA	NA	NA	NA	NA	NA	NA	NA	< 0.77	< 0.77	< 0.77	< 1.5	< 4.6	< 6.0
Acetone	1800	9000	NA	NA	NA	NA	NA	NA	NA	NA	NA	NA	NA	NA	NA	NA	NA	NA	< 3.4	8.4 BJ	< 3.4	< 2.7	6.2 J	< 8.6
Benzene	0.5	5	< 0.074	< 0.074	< 0.074	< 0.074	< 0.074	< 0.074	< 0.074	< 0.074	< 0.074	< 0.074	< 0.074	< 0.074	< 0.074	< 0.074	< 0.074	< 0.15	< 0.089	< 0.089	< 0.089	< 0.25	< 0.25	< 0.30
Bromodichloromethane	0.06	0.6	< 0.17	< 0.17	< 0.17	< 0.17	< 0.17	< 0.17	< 0.17	< 0.17	< 0.17	< 0.17	< 0.17	< 0.17	< 0.17	< 0.17	< 0.17	< 0.37	< 0.077	< 0.077	< 0.077	< 0.36	< 0.36	< 0.42
Bromoform	0.44	4.4	< 0.28	< 0.28	< 0.28	< 0.28	< 0.28	< 0.28	< 0.28	< 0.28	< 0.28	< 0.28	< 0.28	< 0.28	< 0.28	< 0.28	< 0.28	< 0.48	< 0.088	< 0.088	< 0.088	< 4.0	< 4.0	< 3.8
Bromomethane	1	10	< 0.31	< 0.31	< 0.31	< 0.31	< 0.31	< 0.31	< 0.31 *	< 0.31	< 0.31	< 0.31	< 0.31	< 0.31	< 0.31	< 0.31 *	< 0.31	< 0.80	< 0.59	< 0.59	< 0.59	< 0.97	< 0.97	< 1.2
Carbon disulfide	200	1000	NA	NA	NA	NA	NA	NA	NA	NA	NA	NA	NA	NA	NA	NA	NA	NA	< 0.053	< 0.053	< 0.053	< 0.37	< 0.45	< 1.1
Carbon tetrachloride	0.5	5	< 0.26	< 0.26	< 0.26	< 0.26	< 0.26	< 0.26	< 0.26	< 0.26	< 0.26	< 0.26	< 0.26	< 0.26	< 0.26	< 0.26	< 0.26	< 0.38	< 0.038	< 0.038	< 0.038	< 0.17	< 1.1	< 0.37
Chloroform	0.6	6	< 0.2	< 0.2	< 0.2	< 0.2	< 0.2	< 0.20	< 0.20	< 0.2	< 0.2	< 0.2	< 0.2	< 0.2	< 0.20	< 0.20	< 0.20	< 0.37	< 0.062	< 0.062	< 0.062	< 1.3	< 1.3	< 1.2
Chloromethane	3	30	< 0.18	< 0.18	< 0.18	< 0.18	< 0.18	< 0.18	< 0.18	< 0.18	< 0.18	< 0.18	< 0.18	< 0.18	< 0.18	< 0.18	< 0.18	< 0.32	< 0.16	1.3 J	< 0.60 U	< 2.2	< 2.2	< 1.6
cis-1,2-Dichloroethene	7	70	< 0.12	< 0.12	< 0.12	< 0.12	< 0.12	< 0.12	< 0.12	< 0.12	< 0.12	< 0.12	< 0.12	< 0.12	< 0.12	< 0.12	< 0.12	< 0.41	< 0.11	< 0.11	< 0.11	< 0.27	< 0.27	< 0.47
Dichlorodifluoromethane	200	1000	< 0.2	< 0.2	< 0.2	< 0.2	< 0.2	< 0.20	< 0.20	< 0.2	< 0.2	< 0.2	0.72 J	< 0.2	< 0.20	< 0.20	< 0.20	< 0.54	< 0.11	< 0.11	< 0.11	< 0.50	< 0.50	< 0.46
Ethylbenzene	140	700	< 0.13	< 0.13	< 0.13	< 0.13	< 0.13	< 0.13	< 0.13	< 0.13	< 0.13	< 0.13	< 0.13	< 0.13	< 0.13	< 0.13	< 0.13	< 0.18	< 0.054	< 0.054	< 0.054	< 0.22	< 0.32	< 0.33
Isopropylbenzene	NE	NE	< 0.14	< 0.14	< 0.14	< 0.14	< 0.14	< 0.14	< 0.14	< 0.14	< 0.14	< 0.14	< 0.14	< 0.14	< 0.14	< 0.14	< 0.14	< 0.39	< 0.081	< 0.081	< 0.081	< 0.39	< 1.7	< 1.0
m,p-Xylene	400	2000	NA	NA	NA	NA	NA	NA	NA	NA	NA	NA	NA	NA	NA	NA	NA	NA	< 0.057	< 0.057	< 0.057	< 0.47	< 0.47	< 0.70
Methyl tert-butyl ether	12	60	< 0.24	< 0.24	< 0.24	< 0.24	< 0.24	< 0.24	< 0.24 *	< 0.24	< 0.24	< 0.24	< 0.24	< 0.24	< 0.24	< 0.24 *	< 0.24	< 0.39	< 0.14	< 0.14	< 0.14	< 1.2	< 1.2	< 1.1
Methylene chloride	0.5	5	< 0.68	< 0.68	< 0.68	< 0.68	< 0.68	< 0.68	< 0.68	< 0.68	< 0.68	< 0.68	< 0.68	< 0.68	< 0.68	< 0.68	< 0.68	< 1.6	< 0.14	< 0.14	< 0.44 U	< 0.58	< 0.58	< 0.32
Naphthalene	10	100	< 0.16	< 0.16	< 0.16	< 0.16	< 0.16	< 0.16	< 0.16	< 0.16	< 0.16	< 0.16	< 0.16	< 0.16	< 0.16	< 0.16	< 0.16	< 0.34	< 0.088	< 0.088	< 0.20 U	< 1.2	< 1.2	< 1.1
n-Butylbenzene	NE	NE	< 0.13	< 0.13	< 0.13	< 0.13	< 0.13	< 0.13	< 0.13	< 0.13	< 0.13	< 0.13	< 0.13	< 0.13	< 0.13	< 0.13	< 0.13	< 0.39	< 0.14	< 0.14	< 0.14	< 0.71	< 0.71	< 0.86
n-Hexane	120	600	NA	NA	NA	NA	NA	NA	NA	NA	NA	NA	NA	NA	NA	NA	NA	NA	< 0.21	< 0.21	< 0.21	< 1.7	< 1.7	< 1.5
n-Propylbenzene	NE	NE	< 0.13	< 0.13	< 0.13	< 0.13	< 0.13	< 0.13	< 0.13	< 0.13	< 0.13	< 0.13	< 0.13	< 0.13	< 0.13	< 0.13	< 0.13	< 0.41	< 0.10	< 0.1	< 0.10	< 0.81	< 0.81	< 0.35
o-Xylene	400	2000	NA	NA	NA	NA	NA	NA	NA	NA	NA	NA	NA	NA	NA	NA	NA	NA	< 0.058	< 0.058	< 0.058	< 0.26	< 0.26	< 0.35
p-Isopropyltoluene	NE	NE	< 0.17	< 0.17	< 0.17	< 0.17	< 0.17	< 0.17	< 0.17	< 0.17	< 0.17	< 0.17	< 0.17	< 0.17	< 0.17	< 0.17	< 0.17	< 0.36	< 0.085	< 0.085	< 0.085	< 0.80	< 0.80	< 1.0
sec-Butylbenzene	NE	NE	< 0.15	< 0.15	< 0.15	< 0.15	< 0.15	< 0.15	< 0.15	< 0.15	< 0.15	< 0.15	< 0.15	< 0.15	< 0.15	< 0.15	< 0.15	< 0.40	< 0.13	< 0.13	< 0.13	< 0.85	< 0.85	< 0.42
Styrene	10	100	< 0.1	< 0.1	< 0.1	< 0.1	< 0.1	< 0.10	< 0.10	< 0.1	< 0.1	< 0.1	< 0.1	< 0.1	< 0.10	< 0.10	< 0.10	< 0.39	< 0.065	0.07 BJ	< 0.065	< 0.47	< 3.0	< 0.36
tert-Butylbenzene	NE	NE	< 0.14	< 0.14	< 0.14	< 0.14	< 0.14	< 0.14	< 0.14	< 0.14	< 0.14	< 0.14	< 0.14	< 0.14	< 0.14	< 0.14	< 0.14	< 0.40	< 0.12	< 0.12	< 0.12	< 0.30	< 0.30	< 0.59
Tetrachloroethene	0.5	5	***0.71 J***	< 0.17	< 0.17	< 0.17	< 0.17	< 0.17	< 0.17	***1.5***	< 0.17	< 0.17	< 0.17	***1.7***	< 0.17	***1***	< 0.17	< 0.37	***0.54***	0.45 J-	0.47 J	< 0.33 U	***1.1***	***1.6 J+***
Toluene	160	800	< 0.11	< 0.11	< 0.11	< 0.11	< 0.11	< 0.11	< 0.11	< 0.11	< 0.11	< 0.11	< 0.11	< 0.11	< 0.11	< 0.11	< 0.11	< 0.15	0.10 J	< 0.053	0.060 J	< 0.17	< 0.27	< 0.29
trans-1,2-Dichloroethene	20	100	< 0.25	< 0.25	< 0.25	< 0.25	< 0.25	< 0.25	< 0.25	< 0.25	< 0.25	< 0.25	< 0.25	< 0.25	< 0.25	< 0.25	< 0.25	< 0.35	< 0.11	< 0.11	< 0.11	< 1.1	< 0.46	< 0.53
Trichloroethene	0.5	5	< 0.19	< 0.19	< 0.19	< 0.19	< 0.19	< 0.19	< 0.19	< 0.19	< 0.19	< 0.19	< 0.19	< 0.19	< 0.19	< 0.19	< 0.19	< 0.16	< 0.062	< 0.062	< 0.062	< 0.26	< 0.26	< 0.32
Trichlorofluoromethane	698	3490	< 0.19	< 0.19	< 0.19	< 0.19	< 0.19	< 1.0	< 1.0	< 0.19	< 0.19	< 0.19	< 0.19	< 0.19	< 1.0	< 1.0	< 1.0	< 1.0	< 0.50	< 0.5	< 0.13	< 0.21	< 0.21	< 0.42
Vinyl chloride	0.02	0.2	< 0.1	< 0.1	< 0.1	< 0.1	< 0.1	< 0.10	< 0.10	< 0.1	< 0.1	< 0.1	< 0.1	< 0.1	< 0.10	< 0.10	< 0.10	< 0.20	< 0.16	< 0.16	< 0.16	< 0.17	< 0.17	< 0.17
Xylenes, Total	400	2000	< 0.068	< 0.068	< 0.068	< 0.068	< 0.068	< 0.068	< 0.068	< 0.068	< 0.068	< 0.068	< 0.068	< 0.068	< 0.068	< 0.068	< 0.068	< 0.22	< 0.058	< 0.12	< 0.12	< 1.5	< 1.5	< 1.0
Total PCBs																									
Aroclor-1016	0.003	0.03	NA	NA	NA	NA	NA	NA	NA	NA	NA	NA	NA	NA	NA	NA	NA	NA	NA	NA	NA	NA	NA	NA	NA
Aroclor-1232	0.003	0.03	NA	NA	NA	NA	NA	NA	NA	NA	NA	NA	NA	NA	NA	NA	NA	NA	NA	NA	NA	NA	NA	NA	NA
Aroclor-1242	0.003	0.03	NA	NA	NA	NA	NA	NA	NA	NA	NA	NA	NA	NA	NA	NA	NA	NA	NA	NA	NA	NA	NA	NA	NA
Aroclor-1248	0.003	0.03	NA	NA	NA	NA	NA	NA	NA	NA	NA	NA	NA	NA	NA	NA	NA	NA	NA	NA	NA	NA	NA	NA	NA
Total Detected PCBs	0.003	0.03	NA	NA	NA	NA	NA	NA	NA	NA	NA	NA	NA	NA	NA	NA	NA	NA	NA	NA	NA	NA	NA	NA	NA
Dissolved PCBs																									
Aroclor-1016	0.003	0.03	NA	NA	NA	NA	NA	NA	NA	NA	NA	NA	NA	NA	NA	NA	NA	NA	NA	NA	NA	NA	NA	NA	NA
Aroclor-1232	0.003	0.03	NA	NA	NA	NA	NA	NA	NA	NA	NA	NA	NA	NA	NA	NA	NA	NA	NA	NA	NA	NA	NA	NA	NA
Aroclor-1242	0.003	0.03	NA	NA	NA	NA	NA	NA	NA	NA	NA	NA	NA	NA	NA	NA	NA	NA	NA	NA	NA	NA	NA	NA	NA
Aroclor-1248	0.003	0.03	NA	NA	NA	NA	NA	NA	NA	NA	NA	NA	NA	NA	NA	NA	NA	NA	NA	NA	NA	NA	NA	NA	NA
Total Detected PCBs	0.003	0.03	NA	NA	NA	NA	NA	NA	NA	NA	NA	NA	NA	NA	NA	NA	NA	NA	NA	NA	NA	NA	NA	NA	NA
Solids																									
Total Dissolved Solids (mg/L)	NE	NE	NA	NA	NA	NA	NA	NA	NA	NA	NA	NA	NA	NA	NA	NA	NA	NA	NA	NA	NA	NA	NA	NA	NA
Total Suspended Solids (TSS) (mg/L)	NE	NE	NA	NA	NA	NA	NA	NA	NA	NA	NA	NA	NA	NA	NA	NA	NA	NA	NA	NA	NA	NA	NA	NA	NA

Notes on Page 61.

Table 7: Groundwater Analytical Results Summary
Madison-Kipp Corporation
Madison, Wisconsin

WELL ID			MP-14	MP-14	MP-14	MP-14	MP-14	MP-14	MP-14	MP-14	MP-14	MP-14	MP-14	MP-14	MP-14	MP-14	MP-14	MP-14	MP-14	MP-14	MP-14	MP-14	MP-14	MP-14
SCREEN INTERVAL (feet bgs)	PREVENTIVE	ENFORCEMENT	135 - 140 ft	135 - 140 ft	135 - 140 ft	135 - 140 ft	135 - 140 ft	135 - 140 ft	135 - 140 ft	135 - 140 ft	135 - 140 ft	135 - 140 ft	135 - 140 ft	135 - 140 ft	135 - 140 ft	135 - 140 ft	135 - 140 ft	135 - 140 ft	135 - 140 ft	135 - 140 ft	135 - 140 ft	135 - 140 ft	135 - 140 ft	135 - 140 ft
SAMPLE DATE	ACTION LIMIT	STANDARD	01/21/2013	04/16/2013	07/16/2013	07/22/2013	10/08/2013	04/14/2014	10/17/2014	04/13/2015	10/15/2015	01/20/2016	04/19/2016	07/18/2016	10/11/2016	1/18/2017	04/10/2017	10/02/2017	04/02/2018	10/09/2018	04/08/2019	10/09/2019	10/13/2020	04/12/2021	10/12/2021
VOCs																								
1,1,1,2-Tetrachloroethane	7	70	< 0.25	< 0.25	< 0.5	< 0.25	< 0.5	< 0.25	< 0.25	< 0.25	< 0.46	< 1.1	< 2.2	< 0.11	< 1.1	< 1.1	< 0.11	< 1.1	< 0.11	< 1.1	< 1.1	< 0.27	< 0.27	< 0.36	< 0.36
1,1,1-Trichloroethane	40	200	< 0.2	< 0.2	< 0.4	< 0.2	< 0.4	< 0.20	< 0.20	< 0.20	< 0.38	< 1.0	< 2.0	< 0.10	< 1.0	< 1.0	< 0.10	< 1	< 0.10	< 1.0	< 0.98	< 0.24	< 0.24	< 0.30	< 0.30
1,1,2-Trichloroethane	0.5	5	< 0.28	< 0.28	< 0.56	< 0.28	< 0.56	< 0.28	< 0.28	< 0.28	< 0.35	< 1.0	< 2.0	< 0.10	< 1.0	< 1.0	< 0.10	< 1	< 0.10	< 1.0	< 2.2	< 0.55	< 0.55	< 0.34	< 0.34
1,1-Dichloroethene	0.7	7	< 0.31	< 0.31	< 0.62	< 0.31	< 0.62	< 0.31	< 0.31	< 0.31	< 0.39	< 1.4	< 2.8	< 0.14	< 1.4	< 1.4	< 0.14	< 1.4	< 0.14	< 1.4	< 0.98	< 0.24	< 0.24	< 0.58	< 0.58
1,2,4-Trimethylbenzene	96	480	< 0.14	< 0.14	< 0.28	< 0.14	< 0.28	< 0.14	< 0.14	< 0.14	< 0.36	< 0.60	< 1.2	< 0.060	< 0.60	< 0.60	< 0.060	< 0.6	< 0.060	< 0.60	< 3.4	< 0.84	< 0.84	< 0.45	< 0.45
1,2-Dibromoethane	0.005	0.05	< 0.36	< 0.36	< 0.72	< 0.36	< 0.72	< 0.36	< 0.36	< 0.36	< 0.39	< 1.3	< 2.6	< 0.13	< 1.3	< 1.3	< 0.13	< 1.3	< 0.13	< 1.3	< 3.3	< 0.83	< 0.83	< 0.31	< 0.31
1,2-Dichlorobenzene	60	600	< 0.27	< 0.27	< 0.54	< 0.27	< 0.54	< 0.27	< 0.27	< 0.27	< 0.33	< 0.76	< 1.5	< 0.076	< 0.76	< 0.76	< 0.076	< 0.76	< 0.076	< 0.76	< 2.8	< 0.71	< 0.71	< 0.33	< 0.33
1,2-Dichloroethane	0.5	5	< 0.28	< 0.28	< 0.56	< 0.28	< 0.56	< 0.28	< 0.28	< 0.28	< 0.39	< 0.78	< 1.6	< 0.078	< 0.78	< 0.78	< 0.078	< 0.78	< 0.078	< 0.78	< 1.1	< 0.28	< 0.28	< 0.29	< 0.29
1,2-Dichloropropane	0.5	5	< 0.2	< 0.2	< 0.4	< 0.2	< 0.4	< 0.20	< 0.20	< 0.20	< 0.43	< 1.0	< 2.0	< 0.10	< 1.0	< 1.0	< 0.10	< 1	< 0.10	< 1.0	< 1.1	< 0.28	< 0.28	< 0.45	< 0.45
1,2,3-Trichlorobenzene	NE	NE	< 0.24	< 0.24	< 0.48	< 0.24	< 0.48	< 0.24	< 0.24	< 0.24	< 0.46	< 0.45	3.4 BJ	< 0.045	< 0.45	< 0.45	< 0.045	< 0.45	< 0.045	< 0.45	< 2.5	< 0.63	< 2.2	< 1.0	< 1.0
1,2,4-Trichlorobenzene	14	70	< 0.31	< 0.31	< 0.62	< 0.31	< 0.62	< 0.31	< 0.31	< 0.31	< 0.34	< 0.77	2.4 J	< 0.077	< 0.77	< 0.77	< 0.077	< 0.77	< 0.077	< 0.77	< 3.8	< 0.95	< 0.95	< 0.95	< 0.95
1,3,5-Trimethylbenzene	96	480	< 0.18	< 0.18	< 0.36	< 0.18	< 0.36	< 0.18	< 0.18	< 0.18	< 0.25	< 0.75	< 1.5	< 0.075	< 0.75	< 0.75	< 0.075	< 0.75	< 0.075	< 0.75	< 3.5	< 0.87	< 0.87	< 0.36	< 0.36
2-Butanone	800	4000	NA	NA	NA	NA	NA	NA	NA	NA	NA	< 30	< 60	< 3.0	< 30	< 30	< 3.0	< 30	< 3.0	< 30	< 11.7	< 2.9	< 2.9	< 6.5	< 6.5
2-Hexanone	NE	NE	NA	NA	NA	NA	NA	NA	NA	NA	NA	< 9.5	< 19	< 0.95	< 9.5	< 9.5	< 0.95	< 9.5	< 0.95	< 9.5	< 9.8	< 2.5	< 5.2	< 6.3	< 6.3
4-Methyl-2-pentanone	50	500	NA	NA	NA	NA	NA	NA	NA	NA	NA	< 7.7	< 15	< 0.77	< 7.7	< 7.7	< 0.77	< 7.7	< 0.77	< 7.7	< 6.1	< 1.5	< 4.6	< 6.0	< 6.0
Acetone	1800	9000	NA	NA	NA	NA	NA	NA	NA	NA	NA	< 34	< 68	< 3.4	< 34	< 34	< 3.4	< 34	< 3.4	< 34	< 11.0	< 2.7	< 2.7	< 8.6	< 8.6
Benzene	0.5	5	< 0.074	< 0.074	< 0.15	< 0.074	< 0.15	< 0.074	< 0.074	< 0.074	< 0.15	< 0.89	< 1.8	< 0.089	< 0.89	< 0.89	< 0.089	< 0.89	< 0.089	< 0.89	< 0.99	< 0.25	< 0.25	< 0.30	< 0.30
Bromodichloromethane	0.06	0.6	< 0.17	< 0.17	< 0.34	< 0.17	< 0.34	< 0.17	< 0.17	< 0.17	< 0.37	< 0.77	< 1.5	< 0.077	< 0.77	***0.80 BJ***	< 0.077	< 0.77	< 0.077	< 0.77	< 1.5	< 0.36	< 0.36	< 0.42	< 0.42
Bromoform	0.44	4.4	< 0.28	< 0.28	< 0.56	< 0.28	< 0.56	< 0.28	< 0.28	< 0.28	< 0.48	< 0.88	< 1.8	< 0.088	< 0.88	< 0.88	< 0.088	< 0.88	< 0.088	< 0.88	< 15.9	< 4.0	< 4.0	< 3.8	< 3.8
Bromomethane	1	10	< 0.31	< 0.31	< 0.62	< 0.31	< 0.62	< 0.31	< 0.31 *	< 0.31	< 0.80	< 5.9	< 12	< 0.59	< 5.9	< 5.9	< 0.59	< 5.9	< 0.59	< 5.9	< 3.9	< 0.97	< 0.97	< 1.2	< 1.2
Carbon disulfide	200	1000	NA	NA	NA	NA	NA	NA	NA	NA	NA	< 0.53	< 1.1	< 0.053	3.3 J	< 0.53	< 0.053	< 0.53	0.080 J	< 0.53	< 1.5	< 0.37	< 0.45	< 1.1	< 1.1
Carbon tetrachloride	0.5	5	< 0.26	< 0.26	< 0.52	< 0.26	< 0.52	< 0.26	< 0.26	< 0.26	< 0.38	< 0.38	< 0.76	< 0.038	< 0.38	< 0.38	< 0.038	< 0.38	< 0.038	< 0.38	< 0.66	< 0.17	< 1.1	< 0.37	< 0.37
Chloroform	0.6	6	< 0.2	< 0.2	< 0.4	< 0.2	< 0.4	< 0.20	< 0.20	< 0.20	< 0.37	< 0.62	< 1.2	< 0.062	< 0.62	< 0.62	< 0.062	< 0.62	0.10 J+	< 0.62	< 5.1	< 1.3	< 1.3	< 1.2	< 1.2
Chloromethane	3	30	< 0.18	< 0.18	< 0.36	< 0.18	< 0.36	< 0.18	< 0.18	< 0.18	< 0.32	< 1.6	< 3.2	0.16 J	***12 BJ***	< 1.6	< 0.16	***3.4 J+***	< 0.16	< 3.3 U	< 8.8	< 2.2	< 2.2	< 1.6	< 1.6
cis-1,2-Dichloroethene	7	70	< 0.12	***17***	***27***	***29***	***27***	***12***	***8.1***	4.3	***13***	***12***	***16***	***13***	***13***	***12 B***	***12***	***11***	***17***	***17***	***15.6***	***13.8***	4.7	3.1	2.7
Dichlorodifluoromethane	200	1000	< 0.2	< 0.2	< 0.4	< 0.2	< 0.4	< 0.20	< 0.20	< 0.20	< 0.54	< 1.1	< 2.2	0.11 J	< 1.1	< 1.1	< 0.11	< 1.1	0.21 J+	< 1.1	< 2.0	< 0.50	< 0.50	< 0.46	< 0.46
Ethylbenzene	140	700	< 0.13	< 0.13	< 0.26	< 0.13	< 0.26	< 0.13	< 0.13	< 0.13	< 0.18	< 0.54	< 1.1	< 0.054	< 0.54	< 0.54	< 0.054	< 0.54	< 0.054	< 0.54	< 0.87	< 0.22	< 0.32	< 0.33	< 0.33
Isopropylbenzene	NE	NE	< 0.14	< 0.14	< 0.28	< 0.14	< 0.28	< 0.14	< 0.14	< 0.14	< 0.39	< 0.81	< 1.6	< 0.081	< 0.81	< 0.81	< 0.081	< 0.81	< 0.081	< 0.81	< 1.6	< 0.39	< 1.7	< 1.0	< 1.0
m,p-Xylene	400	2000	NA	NA	NA	NA	NA	NA	NA	NA	NA	< 0.57	< 1.1	< 0.057	< 0.57	< 0.57	< 0.057	< 0.57	< 0.057	< 0.57	< 1.9	< 0.47	< 0.47	< 0.70	< 0.70
Methyl tert-butyl ether	12	60	< 0.24	< 0.24	< 0.48	< 0.24	< 0.48	< 0.24	< 0.24 *	< 0.24	< 0.39	< 1.4	< 2.8	< 0.14	< 1.4	< 1.4	< 0.14	< 1.4	< 0.14	< 1.4	< 5.0	< 1.2	< 1.2	< 1.1	< 1.1
Methylene chloride	0.5	5	< 0.68	< 0.68	< 1.4	< 0.68	< 1.4	< 0.68	< 0.68	< 0.68	< 1.6	< 1.4	< 2.8	< 0.14	< 1.4	< 1.4	< 0.14	< 1.4	< 0.14	< 1.4	< 2.3	< 0.58	< 0.58	< 0.32	< 0.32
Naphthalene	10	100	< 0.16	< 0.16	< 0.32	< 0.16	< 0.32	< 0.16	< 0.16	< 0.16	< 0.34	< 0.88	6.8 BJ	< 0.088	< 0.88	< 0.88	< 0.088	< 0.88	< 0.088	< 0.88	< 4.7	< 1.2	< 1.2	< 1.1	< 1.1
n-Butylbenzene	NE	NE	< 0.13	< 0.13	< 0.26	< 0.13	< 0.26	< 0.13	< 0.13	< 0.13	< 0.39	< 1.4	< 2.8	< 0.14	< 1.4	< 1.4	< 0.14	< 1.4	< 0.14	< 1.4	< 2.8	< 0.71	< 0.71	< 0.86	< 0.86
n-Hexane	120	600	NA	NA	NA	NA	NA	NA	NA	NA	NA	< 2.1	< 4.2	< 0.21	< 2.1	< 2.1	< 0.21	< 2.1	< 0.21	< 2.1	< 6.8	< 1.7	< 1.7	< 1.5	< 1.5
n-Propylbenzene	NE	NE	< 0.13	< 0.13	< 0.26	< 0.13	< 0.26	< 0.13	< 0.13	< 0.13	< 0.41	< 1.0	< 2.0	< 0.10	< 1.0	< 1.0	< 0.10	< 1	< 0.10	< 1.0	< 3.2	< 0.81	< 0.81	< 0.35	< 0.35
o-Xylene	400	2000	NA	NA	NA	NA	NA	NA	NA	NA	NA	< 0.58	< 1.2	< 0.058	< 0.58	< 0.58	< 0.058	< 0.58	< 0.058	< 0.58	< 1.0	< 0.26	< 0.26	< 0.35	< 0.35
p-Isopropyltoluene	NE	NE	< 0.17	< 0.17	< 0.34	< 0.17	< 0.34	< 0.17	< 0.17	< 0.17	< 0.36	< 0.85	< 1.7	< 0.085	< 0.85	< 0.85	< 0.085	< 0.85	< 0.085	< 0.85	< 3.2	< 0.80	< 0.80	< 1.0	< 1.0
sec-Butylbenzene	NE	NE	< 0.15	< 0.15	< 0.3	< 0.15	< 0.3	< 0.15	< 0.15	< 0.15	< 0.40	< 1.3	< 2.6	< 0.13	< 1.3	< 1.3	< 0.13	< 1.3	< 0.13	< 1.3	< 3.4	< 0.85	< 0.85	< 0.42	< 0.42
Styrene	10	100	< 0.1	< 0.1	< 0.2	< 0.1	< 0.2	< 0.10	< 0.10	< 0.10	< 0.39	< 0.65	< 1.3	< 0.065	< 0.65	< 0.65	< 0.065	< 0.65	< 0.065	< 0.65	< 1.9	< 0.47	< 3.0	< 0.36	< 0.36
tert-Butylbenzene	NE	NE	< 0.14	< 0.14	< 0.28	< 0.14	< 0.28	< 0.14	< 0.14	< 0.14	< 0.40	< 1.2	< 2.4	< 0.12	< 1.2	< 1.2	< 0.12	< 1.2	< 0.12	< 1.2	< 1.2	< 0.30	< 0.30	< 0.59	< 0.59
Tetrachloroethene	0.5	5	***1.7***	***430***	***820***	***920***	***970***	***350***	***190***	***110***	***320***	***290***	***310***	***250***	***230***	***270***	***250***	***370***	***370***	***408***	***303***	***140***	***109***	***106 J+***
Toluene	160	800	< 0.11	< 0.11	< 0.22	< 0.11	< 0.22	< 0.11	< 0.11	< 0.11	< 0.15	< 0.53	< 1.1	< 0.053	1.4 J	1.5 BJ	< 0.053	< 0.53	< 0.053	< 0.53	< 0.69	< 0.17	< 0.27	< 0.29	< 0.29
trans-1,2-Dichloroethene	20	100	< 0.25	< 0.25	< 0.5	< 0.25	< 0.5	< 0.25	< 0.25	< 0.25	< 0.35	< 1.1	< 2.2	0.24 J	< 1.1	< 1.1	0.18 J	< 1.1	0.39 J+	< 1.1	< 4.4	< 1.1	< 0.46	< 0.53	< 0.53
Trichloroethene	0.5	5	0.24 J	***31***	***53***	***51***	***53***	***23***	***16***	***7.9***	***25***	***24***	***28***	***24***	***25***	***21***	***25***	***20***	***31***	***29***	***31***	***26.1***	***9.5***	***6.7***	***5.5***
Trichlorofluoromethane	698	3490	< 0.19	< 0.19	< 0.38	< 0.19	< 0.38	< 1.0	< 1.0	< 1.0	< 1.0	< 5.0	< 10	< 0.50	< 5.0	< 5.0	< 0.50	< 5	< 0.5	< 1.3	< 0.86	< 0.21	< 0.21	< 0.42	< 0.42
Vinyl chloride	0.02	0.2	< 0.1	< 0.1	< 0.2	< 0.1	***0.53 J***	< 0.10	< 0.10	< 0.10	< 0.20	< 1.6	< 3.2	< 0.16	< 1.6	< 1.6	< 0.16	< 1.6	< 0.16	< 1.6	< 0.70	< 0.17	< 0.17	< 0.17	< 0.17
Xylenes, Total	400	2000	< 0.068	< 0.068	< 0.14	< 0.068	< 0.14	< 0.068	< 0.068	< 0.068	< 0.22	< 0.58	< 1.2	< 0.058	< 0.58	< 1.2	< 0.12	< 1.2	< 0.12	< 1.2	< 6.0	< 1.5	< 1.5	< 1.0	< 1.0
Total PCBs																									
Aroclor-1016	0.003	0.03	NA	NA	NA	NA	NA	NA	NA	NA	NA	NA	NA	NA	NA	NA	NA	NA	NA	NA	NA	NA	NA	NA	NA
Aroclor-1232	0.003	0.03	NA	NA	NA	NA	NA	NA	NA	NA	NA	NA	NA	NA	NA	NA	NA	NA	NA	NA	NA	NA	NA	NA	NA
Aroclor-1242	0.003	0.03	NA	NA	NA	NA	NA	NA	NA	NA	NA	NA	NA	NA	NA	NA	NA	NA	NA	NA	NA	NA	NA	NA	NA
Aroclor-1248	0.003	0.03	NA	NA	NA	NA	NA	NA	NA	NA	NA	NA	NA	NA	NA	NA	NA	NA	NA	NA	NA	NA	NA	NA	NA
Total Detected PCBs	0.003	0.03	NA	NA	NA	NA	NA	NA	NA	NA	NA	NA	NA	NA	NA	NA	NA	NA	NA	NA	NA	NA	NA	NA	NA
Dissolved PCBs																									
Aroclor-1016	0.003	0.03	NA	NA	NA	NA	NA	NA	NA	NA	NA	NA	NA	NA	NA	NA	NA	NA	NA	NA	NA	NA	NA	NA	NA
Aroclor-1232	0.003	0.03	NA	NA	NA	NA	NA	NA	NA	NA	NA	NA	NA	NA	NA	NA	NA	NA	NA	NA	NA	NA	NA	NA	NA
Aroclor-1242	0.003	0.03	NA	NA	NA	NA	NA	NA	NA	NA	NA	NA	NA	NA	NA	NA	NA	NA	NA	NA	NA	NA	NA	NA	NA
Aroclor-1248	0.003	0.03	NA	NA	NA	NA	NA	NA	NA	NA	NA	NA	NA	NA	NA	NA	NA	NA	NA	NA	NA	NA	NA	NA	NA
Total Detected PCBs	0.003	0.03	NA	NA	NA	NA	NA	NA	NA	NA	NA	NA	NA	NA	NA	NA	NA	NA	NA	NA	NA	NA	NA	NA	NA
Solids																									
Total Dissolved Solids (mg/L)	NE	NE	NA	NA	NA	NA	NA	NA	NA	NA	NA	NA	NA	NA	NA	NA	NA	NA	NA	NA	NA	NA	NA	NA	NA
Total Suspended Solids (TSS) (mg/L)	NE	NE	NA	NA	NA	NA	NA	NA	NA	NA	NA	NA	NA	NA	NA	NA	NA	NA	NA	NA	NA	NA	NA	NA	NA

Notes on Page 61.

Table 7: Groundwater Analytical Results Summary
Madison-Kipp Corporation
Madison, Wisconsin

WELL ID			MP-14	MP-14	MP-14	MP-14	MP-14	MP-14	MP-14	MP-14	MP-14	MP-14	MP-14	MP-14	MP-14	MP-14	MP-15	MP-15	MP-15	MP-15	MP-15	MP-15	MP-15
SCREEN INTERVAL (feet bgs)	PREVENTIVE	ENFORCEMENT	170 - 178 ft	170 - 178 ft	170 - 178 ft	170 - 178 ft	170 - 178 ft	170 - 178 ft	170 - 178 ft	170 - 178 ft	170 - 178 ft	170 - 178 ft	170 - 178 ft	170 - 178 ft	170 - 178 ft	170 - 178 ft	88 - 92 ft	88 - 92 ft	88 - 92 ft	88 - 92 ft	88 - 92 ft	88 - 92 ft	88 - 92 ft
SAMPLE DATE	ACTION LIMIT	STANDARD	01/21/2013	04/16/2013	07/16/2013	07/22/2013	10/08/2013	04/14/2014	10/17/2014	04/13/2015	10/15/2015	10/11/2016	10/02/2017	10/09/2018	10/09/2019	10/13/2020	10/12/2021	01/22/2013	04/15/2013	07/22/2013	10/08/2013	04/15/2014	10/16/2014	04/14/2015
VOCs																							
1,1,1,2-Tetrachloroethane	7	70	< 0.25	< 0.25	< 0.5	< 0.25	< 0.5	< 0.50	< 0.50	< 0.25	< 0.46	< 0.22	< 2.2	< 5.5	< 0.27	< 0.27	< 7.1	< 0.25	< 0.25	< 0.25	< 0.25	< 0.25	< 0.25	< 0.25
1,1,1-Trichloroethane	40	200	< 0.2	< 0.2	< 0.4	< 0.2	< 0.4	< 0.40	< 0.40	< 0.20	< 0.38	< 0.20	< 2	< 5.0	< 0.24	< 0.24	< 6.1	< 0.2	< 0.2	< 0.2	< 0.2	< 0.20	< 0.20	< 0.20
1,1,2-Trichloroethane	0.5	5	< 0.28	< 0.28	< 0.56	< 0.28	< 0.56	< 0.56	< 0.56	< 0.28	< 0.35	< 0.20	< 2	< 5.0	< 0.55	< 0.55	< 6.9	< 0.28	***2.2***	< 0.28	< 0.28	< 0.28	< 0.28	< 0.28
1,1-Dichloroethene	0.7	7	< 0.31	< 0.31	< 0.62	< 0.31	< 0.62	< 0.62	< 0.62	< 0.31	< 0.39	< 0.28	< 2.8	< 7.0	< 0.24	< 0.24	< 11.6	< 0.31	< 0.31	< 0.31	< 0.31	< 0.31	< 0.31	< 0.31
1,2,4-Trimethylbenzene	96	480	< 0.14	< 0.14	< 0.28	< 0.14	< 0.28	< 0.28	< 0.28	< 0.14	< 0.36	< 0.12	< 1.2	< 3.0	< 0.84	< 0.84	< 9.0	< 0.14	< 0.14	< 0.14	< 0.14	< 0.14	< 0.14	< 0.14
1,2-Dibromoethane	0.005	0.05	< 0.36	< 0.36	< 0.72	< 0.36	< 0.72	< 0.72	< 0.72	< 0.36	< 0.39	< 0.26	< 2.6	< 6.5	< 0.83	< 0.83	< 6.2	< 0.36	< 0.36	< 0.36	< 0.36	< 0.36	< 0.36	< 0.36
1,2-Dichlorobenzene	60	600	< 0.27	< 0.27	< 0.54	< 0.27	< 0.54	< 0.54	< 0.54	< 0.27	< 0.33	< 0.15	< 1.5	< 3.8	< 0.71	< 0.71	< 6.5	< 0.27	< 0.27	< 0.27	< 0.27	< 0.27	< 0.27	< 0.27
1,2-Dichloroethane	0.5	5	< 0.28	< 0.28	< 0.56	< 0.28	< 0.56	< 0.56	< 0.56	< 0.28	< 0.39	< 0.16	< 1.6	< 3.9	< 0.28	< 0.28	< 5.8	< 0.28	< 0.28	< 0.28	< 0.28	< 0.28	< 0.28	< 0.28
1,2-Dichloropropane	0.5	5	< 0.2	< 0.2	< 0.4	< 0.2	< 0.4	< 0.40	< 0.40	< 0.20	< 0.43	< 0.20	< 2	< 5.0	< 0.28	< 0.28	< 9.0	< 0.2	< 0.2	< 0.2	< 0.2	< 0.20	< 0.20	< 0.20
1,2,3-Trichlorobenzene	NE	NE	< 0.24	< 0.24	< 0.48	< 0.24	< 0.48	< 0.48	< 0.48	< 0.24	< 0.46	< 0.090	< 0.9	< 2.3	< 0.63	< 2.2	< 20.4	< 0.24	< 0.24	< 0.24	< 0.24	< 0.24	< 0.24	< 0.24
1,2,4-Trichlorobenzene	14	70	< 0.31	< 0.31	< 0.62	< 0.31	< 0.62	< 0.62	< 0.62	< 0.31	< 0.34	< 0.15	< 1.5	< 3.9	< 0.95	< 0.95	< 19.0	< 0.31	< 0.31	< 0.31	< 0.31	< 0.31	< 0.31	< 0.31
1,3,5-Trimethylbenzene	96	480	< 0.18	< 0.18	< 0.36	< 0.18	< 0.36	< 0.36	< 0.36	< 0.18	< 0.25	< 0.15	< 1.5	< 3.8	< 0.87	< 0.87	< 7.1	< 0.18	< 0.18	< 0.18	< 0.18	< 0.18	< 0.18	< 0.18
2-Butanone	800	4000	NA	NA	NA	NA	NA	NA	NA	NA	NA	< 6.0	< 60	< 150	< 2.9	< 2.9	< 130	NA	NA	NA	NA	NA	NA	NA
2-Hexanone	NE	NE	NA	NA	NA	NA	NA	NA	NA	NA	NA	< 1.9	< 19	< 48	< 2.5	< 5.2	< 126	NA	NA	NA	NA	NA	NA	NA
4-Methyl-2-pentanone	50	500	NA	NA	NA	NA	NA	NA	NA	NA	NA	< 1.5	< 15	< 39	< 1.5	< 4.6	< 119	NA	NA	NA	NA	NA	NA	NA
Acetone	1800	9000	NA	NA	NA	NA	NA	NA	NA	NA	NA	< 6.8	< 68	< 170	< 2.7	< 2.7	< 173	NA	NA	NA	NA	NA	NA	NA
Benzene	0.5	5	< 0.074	< 0.074	< 0.15	< 0.074	< 0.15	< 0.15	< 0.15	< 0.074	< 0.15	< 0.18	< 1.8	< 4.5	< 0.25	< 0.25	< 5.9	< 0.074	< 0.074	< 0.074	< 0.074	< 0.074	< 0.074	< 0.074
Bromodichloromethane	0.06	0.6	< 0.17	< 0.17	< 0.34	< 0.17	< 0.34	< 0.34	< 0.34	< 0.17	< 0.37	< 0.15	< 1.5	< 3.9	< 0.36	< 0.36	< 8.3	< 0.17	< 0.17	< 0.17	< 0.17	< 0.17	< 0.17	< 0.17
Bromoform	0.44	4.4	< 0.28	< 0.28	< 0.56	< 0.28	< 0.56	< 0.56	< 0.56	< 0.28	< 0.48	< 0.18	< 1.8	< 4.4	< 4.0	< 4.0	< 76.0	< 0.28	< 0.28	< 0.28	< 0.28	< 0.28	< 0.28	< 0.28
Bromomethane	1	10	< 0.31	< 0.31	< 0.62	< 0.31	< 0.62	< 0.62	< 0.62 *	< 0.31	< 0.80	< 1.2	< 12	< 30	< 0.97	< 0.97	< 23.8	< 0.31	< 0.31	< 0.31	< 0.31	< 0.31	< 0.31	< 0.31
Carbon disulfide	200	1000	NA	NA	NA	NA	NA	NA	NA	NA	NA	< 0.11	< 1.1	< 2.7	< 0.37	< 0.45	< 22.0	NA	NA	NA	NA	NA	NA	NA
Carbon tetrachloride	0.5	5	< 0.26	< 0.26	< 0.52	< 0.26	< 0.52	< 0.52	< 0.52	< 0.26	< 0.38	< 0.076	< 0.76	< 1.9	< 0.17	< 1.1	< 7.4	< 0.26	< 0.26	< 0.26	< 0.26	< 0.26	< 0.26	< 0.26
Chloroform	0.6	6	< 0.2	< 0.2	< 0.4	< 0.2	< 0.4	< 0.40	< 0.40	< 0.20	< 0.37	< 0.12	***1.2 J***	< 3.1	< 1.3	< 1.3	< 23.7	< 0.2	< 0.2	< 0.2	< 0.2	< 0.20	< 0.20	< 0.20
Chloromethane	3	30	< 0.18	< 0.18	< 0.36	< 0.18	< 0.36	< 0.36	< 0.36	< 0.18	< 0.32	0.92 BJ	***5.2 J+***	< 8.0	< 2.2	< 2.2	< 32.7	< 0.18	< 0.18	< 0.18	< 0.18	< 0.18	< 0.18	< 0.18
cis-1,2-Dichloroethene	7	70	< 0.12	< 0.12	***22***	***21***	***22***	***19***	***24***	***22***	***30***	***30***	***32***	***34***	***29***	***22***	***46.7***	***7.5***	***23***	***14***	***20***	***23***	***12***	***17***
Dichlorodifluoromethane	200	1000	< 0.2	< 0.2	< 0.4	< 0.2	< 0.4	< 0.40	< 0.40	< 0.20	< 0.54	< 0.22	< 2.2	< 5.5	< 0.50	< 0.50	< 9.1	< 0.2	< 0.2	< 0.2	< 0.2	< 0.20	< 0.20	< 0.20
Ethylbenzene	140	700	< 0.13	< 0.13	< 0.26	< 0.13	< 0.26	< 0.26	< 0.26	< 0.13	< 0.18	< 0.11	< 1.1	< 2.7	< 0.22	< 0.32	< 6.5	< 0.13	< 0.13	< 0.13	< 0.13	< 0.13	< 0.13	< 0.13
Isopropylbenzene	NE	NE	< 0.14	< 0.14	< 0.28	< 0.14	< 0.28	< 0.28	< 0.28	< 0.14	< 0.39	< 0.16	< 1.6	< 4.1	< 0.39	< 1.7	< 20.0	< 0.14	< 0.14	< 0.14	< 0.14	< 0.14	< 0.14	< 0.14
m,p-Xylene	400	2000	NA	NA	NA	NA	NA	NA	NA	NA	NA	< 0.11	1.2 BJ	< 2.9	< 0.47	< 0.47	< 14.0	NA	NA	NA	NA	NA	NA	NA
Methyl tert-butyl ether	12	60	< 0.24	< 0.24	< 0.48	< 0.24	< 0.48	< 0.48	< 0.48 *	< 0.24	< 0.39	< 0.28	< 2.8	< 7.0	< 1.2	< 1.2	< 22.6	2.3	0.84 J	< 0.24	3.3	3.5	< 0.24	< 0.24
Methylene chloride	0.5	5	< 0.68	< 0.68	< 1.4	< 0.68	< 1.4	< 1.4	< 1.4	< 0.68	< 1.6	< 0.28	< 2.8	< 7.0	< 0.58	< 0.58	< 6.4	< 0.68	< 0.68	< 0.68	< 0.68	< 0.68	< 0.68	< 0.68
Naphthalene	10	100	< 0.16	< 0.16	< 0.32	< 0.16	< 0.32	< 0.32	< 0.32	< 0.16	< 0.34	< 0.18	< 1.8	< 4.4	< 1.2	< 1.2	< 22.6	< 0.16	< 0.16	< 0.16	< 0.16	< 0.16	< 0.16	< 0.16
n-Butylbenzene	NE	NE	< 0.13	< 0.13	< 0.26	< 0.13	< 0.26	< 0.26	< 0.26	< 0.13	< 0.39	< 0.28	< 2.8	< 7.0	< 0.71	< 0.71	< 17.1	< 0.13	< 0.13	< 0.13	< 0.13	< 0.13	< 0.13	< 0.13
n-Hexane	120	600	NA	NA	NA	NA	NA	NA	NA	NA	NA	< 0.42	< 4.2	< 11	< 1.7	< 1.7	< 29.2	NA	NA	NA	NA	NA	NA	NA
n-Propylbenzene	NE	NE	< 0.13	< 0.13	< 0.26	< 0.13	< 0.26	< 0.26	< 0.26	< 0.13	< 0.41	< 0.20	< 2	< 5.0	< 0.81	< 0.81	< 6.9	< 0.13	< 0.13	< 0.13	< 0.13	< 0.13	< 0.13	< 0.13
o-Xylene	400	2000	NA	NA	NA	NA	NA	NA	NA	NA	NA	< 0.12	< 1.2	< 2.9	< 0.26	< 0.26	< 7.0	NA	NA	NA	NA	NA	NA	NA
p-Isopropyltoluene	NE	NE	< 0.17	< 0.17	< 0.34	< 0.17	< 0.34	< 0.34	< 0.34	< 0.17	< 0.36	< 0.17	< 1.7	< 4.3	< 0.80	< 0.80	< 20.9	< 0.17	< 0.17	< 0.17	< 0.17	< 0.17	< 0.17	< 0.17
sec-Butylbenzene	NE	NE	< 0.15	< 0.15	< 0.3	< 0.15	< 0.3	< 0.30	< 0.30	< 0.15	< 0.40	< 0.26	< 2.6	< 6.5	< 0.85	< 0.85	< 8.5	< 0.15	< 0.15	< 0.15	< 0.15	< 0.15	< 0.15	< 0.15
Styrene	10	100	< 0.1	< 0.1	< 0.2	< 0.1	< 0.2	< 0.20	< 0.20	< 0.10	< 0.39	< 0.13	1.6 BJ	< 3.3	< 0.47	< 3.0	< 7.1	< 0.1	< 0.1	< 0.1	< 0.1	< 0.10	< 0.10	< 0.10
tert-Butylbenzene	NE	NE	< 0.14	< 0.14	< 0.28	< 0.14	< 0.28	< 0.28	< 0.28	< 0.14	< 0.40	< 0.24	< 2.4	< 6.0	< 0.30	< 0.30	< 11.7	< 0.14	< 0.14	< 0.14	< 0.14	< 0.14	< 0.14	< 0.14
Tetrachloroethene	0.5	5	***1.2***	***9.2***	***520***	***520***	***640***	***630***	***890***	***640 E***	***690***	***730***	***840***	***920***	***654***	***531***	***1430 J+***	***130***	***160***	***130***	***220***	***300***	***100***	***160***
Toluene	160	800	< 0.11	< 0.11	< 0.22	< 0.11	< 0.22	< 0.22	< 0.22	< 0.11	< 0.15	< 0.11	< 1.1	< 2.7	< 0.17	< 0.27	< 5.8	< 0.11	< 0.11	< 0.11	< 0.11	< 0.11	< 0.11	< 0.11
trans-1,2-Dichloroethene	20	100	< 0.25	< 0.25	< 0.5	< 0.25	< 0.5	< 0.50	< 0.50	< 0.25	< 0.35	0.40 J	< 2.2	< 5.5	< 1.1	< 0.46	< 10.6	< 0.25	< 0.25	< 0.25	< 0.25	< 0.25	< 0.25	< 0.25
Trichloroethene	0.5	5	< 0.19	***0.78***	***42***	***37***	***37***	***33***	***46***	***40***	***57***	***58***	***60***	***64***	***54.6***	***49***	***99***	***11***	***15***	***12***	***19***	***24***	***12***	***16***
Trichlorofluoromethane	698	3490	< 0.19	< 0.19	< 0.38	< 0.19	< 0.38	< 2.0	< 2.0	< 1.0	< 1.0	< 1.0	< 10	< 6.5	< 0.21	< 0.21	< 8.4	< 0.19	< 0.19	< 0.19	< 0.19	< 1.0	< 1.0	< 1.0
Vinyl chloride	0.02	0.2	< 0.1	< 0.1	< 0.2	< 0.1	< 0.2	< 0.20	< 0.20	< 0.10	< 0.20	< 0.32	< 3.2	< 8.0	< 0.17	< 0.17	< 3.5	< 0.1	< 0.1	< 0.1	< 0.1	< 0.10	< 0.10	< 0.10
Xylenes, Total	400	2000	< 0.068	< 0.068	< 0.14	< 0.068	< 0.14	< 0.14	< 0.14	< 0.068	< 0.22	< 0.12	< 2.3	< 5.8	< 1.5	< 1.5	< 21.0	< 0.068	< 0.068	< 0.068	< 0.068	< 0.068	< 0.068	< 0.068
Total PCBs																								
Aroclor-1016	0.003	0.03	NA	NA	NA	NA	NA	NA	NA	NA	NA	NA	NA	NA	NA	NA	NA	NA	NA	NA	NA	NA	NA	NA
Aroclor-1232	0.003	0.03	NA	NA	NA	NA	NA	NA	NA	NA	NA	NA	NA	NA	NA	NA	NA	NA	NA	NA	NA	NA	NA	NA
Aroclor-1242	0.003	0.03	NA	NA	NA	NA	NA	NA	NA	NA	NA	NA	NA	NA	NA	NA	NA	NA	NA	NA	NA	NA	NA	NA
Aroclor-1248	0.003	0.03	NA	NA	NA	NA	NA	NA	NA	NA	NA	NA	NA	NA	NA	NA	NA	NA	NA	NA	NA	NA	NA	NA
Total Detected PCBs	0.003	0.03	NA	NA	NA	NA	NA	NA	NA	NA	NA	NA	NA	NA	NA	NA	NA	NA	NA	NA	NA	NA	NA	NA
Dissolved PCBs																								
Aroclor-1016	0.003	0.03	NA	NA	NA	NA	NA	NA	NA	NA	NA	NA	NA	NA	NA	NA	NA	NA	NA	NA	NA	NA	NA	NA
Aroclor-1232	0.003	0.03	NA	NA	NA	NA	NA	NA	NA	NA	NA	NA	NA	NA	NA	NA	NA	NA	NA	NA	NA	NA	NA	NA
Aroclor-1242	0.003	0.03	NA	NA	NA	NA	NA	NA	NA	NA	NA	NA	NA	NA	NA	NA	NA	NA	NA	NA	NA	NA	NA	NA
Aroclor-1248	0.003	0.03	NA	NA	NA	NA	NA	NA	NA	NA	NA	NA	NA	NA	NA	NA	NA	NA	NA	NA	NA	NA	NA	NA
Total Detected PCBs	0.003	0.03	NA	NA	NA	NA	NA	NA	NA	NA	NA	NA	NA	NA	NA	NA	NA	NA	NA	NA	NA	NA	NA	NA
Solids																								
Total Dissolved Solids (mg/L)	NE	NE	NA	NA	NA	NA	NA	NA	NA	NA	NA	NA	NA	NA	NA	NA	NA	NA	NA	NA	NA	NA	NA	NA
Total Suspended Solids (TSS) (mg/L)	NE	NE	NA	NA	NA	NA	NA	NA	NA	NA	NA	NA	NA	NA	NA	NA	NA	NA	NA	NA	NA	NA	NA	NA

Notes on Page 61.

Table 7: Groundwater Analytical Results Summary
Madison-Kipp Corporation
Madison, Wisconsin

WELL ID			MP-15	MP-15	MP-15	MP-15	MP-15	MP-15	MP-15	MP-15	MP-15	MP-15	MP-15	MP-15	MP-15	MP-15	MP-15	MP-15	MP-15	MP-15	MP-15	MP-15	MP-15
SCREEN INTERVAL (feet bgs)	PREVENTIVE	ENFORCEMENT	88 - 92 ft	88 - 92 ft	88 - 92 ft	88 - 92 ft	88 - 92 ft	88 - 92 ft	88 - 92 ft	100 - 105 ft	100 - 105 ft	100 - 105 ft	100 - 105 ft	100 - 105 ft	100 - 105 ft	100 - 105 ft	100 - 105 ft	100 - 105 ft	100 - 105 ft	100 - 105 ft	100 - 105 ft	100 - 105 ft	100 - 105 ft
SAMPLE DATE	ACTION LIMIT	STANDARD	10/15/2015	10/10/2016	10/03/2017	10/09/2018	10/08/2019	10/13/2020	10/12/2021	01/22/2013	04/15/2013	07/22/2013	10/08/2013	04/15/2014	10/16/2014	04/14/2015	10/15/2015	10/10/2016	10/03/2017	10/09/2018	10/08/2019	10/13/2020	10/12/2021
VOCs																							
1,1,1,2-Tetrachloroethane	7	70	< 0.46	< 1.1	< 0.55	< 0.11	< 0.27	< 0.27	< 1.8	< 0.25	< 0.25	< 0.25	< 0.5	< 0.50	< 0.50	< 0.25	< 0.46	< 2.2	< 2.2	< 5.5	< 0.27	< 0.27	< 7.1
1,1,1-Trichloroethane	40	200	< 0.38	< 1.0	< 0.5	< 0.10	< 0.24	< 0.24	< 1.5	< 0.2	< 0.2	< 0.2	< 0.4	< 0.40	< 0.40	< 0.20	< 0.38	< 2.0	< 2	< 5.0	< 0.24	< 0.24	< 6.1
1,1,2-Trichloroethane	0.5	5	< 0.35	< 1.0	< 0.5	< 0.10	< 0.55	< 0.55	< 1.7	< 0.28	< 0.28	< 0.28	< 0.56	< 0.56	< 0.56	< 0.28	< 0.35	< 2.0	< 2	< 5.0	< 0.55	< 0.55	< 6.9
1,1-Dichloroethene	0.7	7	< 0.39	< 1.4	< 0.7	< 0.14	< 0.24	< 0.24	< 2.9	< 0.31	< 0.31	< 0.31	< 0.62	< 0.62	< 0.62	< 0.31	< 0.39	< 2.8	< 2.8	< 7.0	< 0.24	< 0.24	< 11.6
1,2,4-Trimethylbenzene	96	480	< 0.36	< 0.60	< 0.3	< 0.060	< 0.84	< 0.84	< 2.2	< 0.14	< 0.14	< 0.14	< 0.28	< 0.28	< 0.28	< 0.14	< 0.36	< 1.2	< 1.2	< 3.0	< 0.84	< 0.84	< 9.0
1,2-Dibromoethane	0.005	0.05	< 0.39	< 1.3	< 0.65	< 0.13	< 0.83	< 0.83	< 1.5	< 0.36	< 0.36	< 0.36	< 0.72	< 0.72	< 0.72	< 0.36	< 0.39	< 2.6	< 2.6	< 6.5	< 0.83	< 0.83	< 6.2
1,2-Dichlorobenzene	60	600	< 0.33	< 0.76	< 0.38	< 0.076	< 0.71	< 0.71	< 1.6	< 0.27	< 0.27	< 0.27	< 0.54	< 0.54	< 0.54	< 0.27	< 0.33	< 1.5	< 1.5	< 3.8	< 0.71	< 0.71	< 6.5
1,2-Dichloroethane	0.5	5	< 0.39	< 0.78	< 0.39	< 0.078	0.42 J	0.40 J	< 1.5	< 0.28	< 0.28	< 0.28	< 0.56	< 0.56	< 0.56	< 0.28	< 0.39	< 1.6	< 1.6	< 3.9	< 0.28	< 0.28	< 5.8
1,2-Dichloropropane	0.5	5	< 0.43	< 1.0	< 0.5	< 0.10	< 0.28	< 0.28	< 2.2	< 0.2	< 0.2	< 0.2	< 0.4	< 0.40	< 0.40	< 0.20	< 0.43	< 2.0	< 2	< 5.0	< 0.28	< 0.28	< 9.0
1,2,3-Trichlorobenzene	NE	NE	< 0.46	< 0.45	< 0.23	< 0.045	< 0.63	< 2.2	< 5.1	< 0.24	< 0.24	< 0.24	< 0.48	< 0.48	< 0.48	< 0.24	< 0.46	< 0.90	< 0.9	< 2.3	< 0.63	< 2.2	< 20.4
1,2,4-Trichlorobenzene	14	70	< 0.34	< 0.77	< 0.39	< 0.077	< 0.95	< 0.95	< 4.8	< 0.31	< 0.31	< 0.31	< 0.62	< 0.62	< 0.62	< 0.31	< 0.34	< 1.5	< 1.5	< 3.9	< 0.95	< 0.95	< 19.0
1,3,5-Trimethylbenzene	96	480	< 0.25	< 0.75	< 0.38	< 0.075	< 0.87	< 0.87	< 1.8	< 0.18	< 0.18	< 0.18	< 0.36	< 0.36	< 0.36	< 0.18	< 0.25	< 1.5	< 1.5	< 3.8	< 0.87	< 0.87	< 7.1
2-Butanone	800	4000	NA	< 30	< 15	< 3.0	< 2.9	< 2.9	< 32.6	NA	NA	NA	NA	NA	NA	NA	NA	< 60	< 60	< 150	< 2.9	< 2.9	< 130
2-Hexanone	NE	NE	NA	< 9.5	< 4.8	< 0.95	< 2.5	< 5.2	< 31.4	NA	NA	NA	NA	NA	NA	NA	NA	< 19	< 19	< 48	< 2.5	< 5.2	< 126
4-Methyl-2-pentanone	50	500	NA	< 7.7	< 3.9	< 0.77	< 1.5	< 4.6	< 29.8	NA	NA	NA	NA	NA	NA	NA	NA	< 15	< 15	< 39	< 1.5	< 4.6	< 119
Acetone	1800	9000	NA	< 34	26 BJ	< 3.4	< 2.7	< 2.7	< 43.2	NA	NA	NA	NA	NA	NA	NA	NA	< 68	< 68	< 170	< 2.7	< 2.7	< 173
Benzene	0.5	5	< 0.15	< 0.89	< 0.45	< 0.089	< 0.25	< 0.25	< 1.5	< 0.074	< 0.074	< 0.074	< 0.15	< 0.15	< 0.15	< 0.074	< 0.15	< 1.8	< 1.8	< 4.5	< 0.25	< 0.25	< 5.9
Bromodichloromethane	0.06	0.6	< 0.37	< 0.77	< 0.39	< 0.077	< 0.36	< 0.36	< 2.1	< 0.17	< 0.17	< 0.17	< 0.34	< 0.34	< 0.34	< 0.17	< 0.37	< 1.5	< 1.5	< 3.9	< 0.36	< 0.36	< 8.3
Bromoform	0.44	4.4	< 0.48	< 0.88	< 0.44	< 0.088	< 4.0	< 4.0	< 19.0	< 0.28	< 0.28	< 0.28	< 0.56	< 0.56	< 0.56	< 0.28	< 0.48	< 1.8	< 1.8	< 4.4	< 4.0	< 4.0	< 76.0
Bromomethane	1	10	< 0.80	< 5.9	< 3	< 0.59	< 0.97	< 0.97	< 6.0	< 0.31	< 0.31	< 0.31	< 0.62	< 0.62	< 0.62	< 0.31	< 0.80	< 12	< 12	< 30	< 0.97	< 0.97	< 23.8
Carbon disulfide	200	1000	NA	3.1 J	< 0.27	< 0.053	< 0.37	< 0.45	< 5.5	NA	NA	NA	NA	NA	NA	NA	NA	5.6 J	< 1.1	< 2.7	< 0.37	< 0.45	< 22.0
Carbon tetrachloride	0.5	5	< 0.38	< 0.38	< 0.19	< 0.038	< 0.17	< 1.1	< 1.8	< 0.26	< 0.26	< 0.26	< 0.52	< 0.52	< 0.52	< 0.26	< 0.38	< 0.76	< 0.76	< 1.9	< 0.17	< 1.1	< 7.4
Chloroform	0.6	6	< 0.37	< 0.62	< 0.31	< 0.062	< 1.3	< 1.3	< 5.9	< 0.2	< 0.2	< 0.2	< 0.4	< 0.40	< 0.40	< 0.20	< 0.37	< 1.2	< 1.2	< 3.1	< 1.3	< 1.3	< 23.7
Chloromethane	3	30	< 0.32	***11 BJ***	1.3 J+	< 0.29 U	< 2.2	< 2.2	< 8.2	< 0.18	< 0.18	< 0.18	< 0.36	< 0.36	< 0.36	< 0.18	< 0.32	***21 BJ***	< 3.2	< 17 U	< 2.2	< 2.2	< 32.7
cis-1,2-Dichloroethene	7	70	***15***	***25***	***17***	***12***	***24.9***	***26.8***	***27.6***	***9.3***	***37***	***68***	***76***	***96***	***83***	***66***	***77***	***61***	***79***	***69***	***52.5***	***37.3***	***26.8***
Dichlorodifluoromethane	200	1000	< 0.54	< 1.1	< 0.55	0.16 J	< 0.50	< 0.50	< 2.3	< 0.2	< 0.2	< 0.2	< 0.4	< 0.40	< 0.40	< 0.20	< 0.54	< 2.2	< 2.2	< 5.5	< 0.50	< 0.50	< 9.1
Ethylbenzene	140	700	< 0.18	< 0.54	< 0.27	< 0.054	< 0.22	< 0.32	< 1.6	< 0.13	< 0.13	< 0.13	< 0.26	< 0.26	< 0.26	< 0.13	< 0.18	< 1.1	< 1.1	< 2.7	< 0.22	< 0.32	< 6.5
Isopropylbenzene	NE	NE	< 0.39	< 0.81	< 0.41	< 0.081	< 0.39	< 1.7	< 5.0	< 0.14	< 0.14	< 0.14	< 0.28	< 0.28	< 0.28	< 0.14	< 0.39	< 1.6	< 1.6	< 4.1	< 0.39	< 1.7	< 20.0
m,p-Xylene	400	2000	NA	< 0.57	0.3 BJ	< 0.057	< 0.47	< 0.47	< 3.5	NA	NA	NA	NA	NA	NA	NA	NA	< 1.1	< 1.1	< 2.9	< 0.47	< 0.47	< 14.0
Methyl tert-butyl ether	12	60	2.5	4.0 J	< 0.7	< 0.14	< 1.2	< 1.2	< 5.6	2.2	1.3	< 0.24	< 0.48	< 0.48	< 0.48	< 0.24	< 0.39	< 2.8	< 2.8	< 7.0	< 1.2	< 1.2	< 22.6
Methylene chloride	0.5	5	< 1.6	< 1.4	< 0.7	< 0.23 U	< 0.58	< 0.58	< 1.6	< 0.68	< 0.68	< 0.68	< 1.4	< 1.4	< 1.4	< 0.68	< 1.6	< 2.8	< 2.8	< 7.0	< 0.58	< 0.58	< 6.4
Naphthalene	10	100	< 0.34	< 0.88	< 0.44	< 0.088	< 1.2	< 1.2	< 5.6	< 0.16	< 0.16	< 0.16	< 0.32	< 0.32	< 0.32	< 0.16	< 0.34	< 1.8	< 1.8	< 4.4	< 1.2	< 1.2	< 22.6
n-Butylbenzene	NE	NE	< 0.39	< 1.4	< 0.7	< 0.14	< 0.71	< 0.71	< 4.3	< 0.13	< 0.13	< 0.13	< 0.26	< 0.26	< 0.26	< 0.13	< 0.39	< 2.8	< 2.8	< 7.0	< 0.71	< 0.71	< 17.1
n-Hexane	120	600	NA	4.0 J	< 1.1	< 0.21	< 1.7	< 1.7	< 7.3	NA	NA	NA	NA	NA	NA	NA	NA	6.2 J	< 4.2	< 11	< 1.7	< 1.7	< 29.2
n-Propylbenzene	NE	NE	< 0.41	< 1.0	< 0.5	< 0.10	< 0.81	< 0.81	< 1.7	< 0.13	< 0.13	< 0.13	< 0.26	< 0.26	< 0.26	< 0.13	< 0.41	< 2.0	< 2	< 5.0	< 0.81	< 0.81	< 6.9
o-Xylene	400	2000	NA	< 0.58	< 0.29	< 0.058	< 0.26	< 0.26	< 1.7	NA	NA	NA	NA	NA	NA	NA	NA	< 1.2	< 1.2	< 2.9	< 0.26	< 0.26	< 7.0
p-Isopropyltoluene	NE	NE	< 0.36	< 0.85	< 0.43	< 0.085	< 0.80	< 0.80	< 5.2	< 0.17	< 0.17	< 0.17	< 0.34	< 0.34	< 0.34	< 0.17	< 0.36	< 1.7	< 1.7	< 4.3	< 0.80	< 0.80	< 20.9
sec-Butylbenzene	NE	NE	< 0.40	< 1.3	< 0.65	< 0.13	< 0.85	< 0.85	< 2.1	< 0.15	< 0.15	< 0.15	< 0.3	< 0.30	< 0.30	< 0.15	< 0.40	< 2.6	< 2.6	< 6.5	< 0.85	< 0.85	< 8.5
Styrene	10	100	< 0.39	< 0.65	0.35 BJ	< 0.065	< 0.47	< 3.0	< 1.8	< 0.1	< 0.1	< 0.1	< 0.2	< 0.20	< 0.20	< 0.10	< 0.39	< 1.3	1.6 BJ	< 3.3	< 0.47	< 3.0	< 7.1
tert-Butylbenzene	NE	NE	< 0.40	< 1.2	< 0.6	< 0.12	< 0.30	< 0.30	< 2.9	< 0.14	< 0.14	< 0.14	< 0.28	< 0.28	< 0.28	< 0.14	< 0.40	< 2.4	< 2.4	< 6.0	< 0.30	< 0.30	< 11.7
Tetrachloroethene	0.5	5	***150***	***160***	***160***	***120***	***232***	***159***	***214 J+***	***230***	***440***	***660***	***690***	***890***	***930***	***790***	***850***	***910***	***820***	***990***	***867***	***581***	***710 J+***
Toluene	160	800	< 0.15	1.5 J	< 0.27	< 0.053	< 0.17	< 0.27	< 1.4	< 0.11	< 0.11	< 0.11	< 0.22	< 0.22	< 0.22	< 0.11	< 0.15	2.8 J	< 1.1	< 2.7	< 0.17	< 0.27	< 5.8
trans-1,2-Dichloroethene	20	100	< 0.35	< 1.1	< 0.55	< 0.11	< 1.1	< 0.46	< 2.6	< 0.25	< 0.25	0.51 J	< 0.5	1.2 J	< 0.50	< 0.25	0.54 J	< 2.2	< 2.2	< 5.5	< 1.1	< 0.46	< 10.6
Trichloroethene	0.5	5	***14***	***19***	***14***	***10***	***19.1***	***19.1***	***18.8***	***16***	***41***	***65***	***72***	***92***	***93***	***74***	***83***	***81***	***85***	***80***	***76.9***	***67***	***46.6***
Trichlorofluoromethane	698	3490	< 1.0	< 5.0	< 2.5	< 0.13	< 0.21	< 0.21	< 2.1	< 0.19	< 0.19	< 0.19	< 0.38	< 2.0	< 2.0	< 1.0	< 1.0	< 10	< 10	< 6.5	< 0.21	< 0.21	< 8.4
Vinyl chloride	0.02	0.2	< 0.20	< 1.6	< 0.8	***0.19 J+***	< 0.17	< 0.17	< 0.87	< 0.1	< 0.1	< 0.1	< 0.2	< 0.20	***0.46 J***	< 0.10	< 0.20	< 3.2	< 3.2	< 8.0	***0.38 J***	***0.22 J***	< 3.5
Xylenes, Total	400	2000	< 0.22	< 0.58	< 0.58	< 0.12	< 1.5	< 1.5	< 5.2	< 0.068	< 0.068	< 0.068	< 0.14	< 0.14	< 0.14	< 0.068	< 0.22	< 1.2	< 2.3	< 5.8	< 1.5	< 1.5	< 21.0
Total PCBs																							
Aroclor-1016	0.003	0.03	NA	NA	NA	NA	NA	NA	NA	NA	NA	NA	NA	NA	NA	NA	NA	NA	NA	NA	NA	NA	NA
Aroclor-1232	0.003	0.03	NA	NA	NA	NA	NA	NA	NA	NA	NA	NA	NA	NA	NA	NA	NA	NA	NA	NA	NA	NA	NA
Aroclor-1242	0.003	0.03	NA	NA	NA	NA	NA	NA	NA	NA	NA	NA	NA	NA	NA	NA	NA	NA	NA	NA	NA	NA	NA
Aroclor-1248	0.003	0.03	NA	NA	NA	NA	NA	NA	NA	NA	NA	NA	NA	NA	NA	NA	NA	NA	NA	NA	NA	NA	NA
Total Detected PCBs	0.003	0.03	NA	NA	NA	NA	NA	NA	NA	NA	NA	NA	NA	NA	NA	NA	NA	NA	NA	NA	NA	NA	NA
Dissolved PCBs																							
Aroclor-1016	0.003	0.03	NA	NA	NA	NA	NA	NA	NA	NA	NA	NA	NA	NA	NA	NA	NA	NA	NA	NA	NA	NA	NA
Aroclor-1232	0.003	0.03	NA	NA	NA	NA	NA	NA	NA	NA	NA	NA	NA	NA	NA	NA	NA	NA	NA	NA	NA	NA	NA
Aroclor-1242	0.003	0.03	NA	NA	NA	NA	NA	NA	NA	NA	NA	NA	NA	NA	NA	NA	NA	NA	NA	NA	NA	NA	NA
Aroclor-1248	0.003	0.03	NA	NA	NA	NA	NA	NA	NA	NA	NA	NA	NA	NA	NA	NA	NA	NA	NA	NA	NA	NA	NA
Total Detected PCBs	0.003	0.03	NA	NA	NA	NA	NA	NA	NA	NA	NA	NA	NA	NA	NA	NA	NA	NA	NA	NA	NA	NA	NA
Solids																							
Total Dissolved Solids (mg/L)	NE	NE	NA	NA	NA	NA	NA	NA	NA	NA	NA	NA	NA	NA	NA	NA	NA	NA	NA	NA	NA	NA	NA
Total Suspended Solids (TSS) (mg/L)	NE	NE	NA	NA	NA	NA	NA	NA	NA	NA	NA	NA	NA	NA	NA	NA	NA	NA	NA	NA	NA	NA	NA

Notes on Page 61.

Table 7: Groundwater Analytical Results Summary
Madison-Kipp Corporation
Madison, Wisconsin

WELL ID			MP-15	MP-15	MP-15	MP-15	MP-15	MP-15	MP-15	MP-15	MP-15	MP-15	MP-15	MP-15	MP-15	MP-15	MP-15	MP-15	MP-15	MP-15	MP-15	MP-15	MP-15
SCREEN INTERVAL (feet bgs)	PREVENTIVE	ENFORCEMENT	120 - 125 ft	120 - 125 ft	120 - 125 ft	120 - 125 ft	120 - 125 ft	120 - 125 ft	120 - 125 ft	120 - 125 ft	120 - 125 ft	120 - 125 ft	120 - 125 ft	120 - 125 ft	120 - 125 ft	120 - 125 ft	142 - 146 ft	142 - 146 ft	142 - 146 ft	142 - 146 ft	142 - 146 ft	142 - 146 ft	142 - 146 ft	142 - 146 ft
SAMPLE DATE	ACTION LIMIT	STANDARD	01/22/2013	04/15/2013	07/22/2013	10/08/2013	04/15/2014	10/16/2014	04/14/2015	10/15/2015	10/10/2016	10/03/2017	10/09/2018	10/08/2019	10/13/2020	10/12/2021	01/22/2013	04/15/2013	07/22/2013	10/08/2013	04/15/2014	10/16/2014	04/14/2015	10/15/2015
VOCs																								
1,1,1,2-Tetrachloroethane	7	70	< 0.5	< 0.5	< 1.3	< 1.3	< 1.3	< 1.3	< 1.3	< 0.92	< 11	< 5.5	< 5.5	< 0.27	< 0.27	< 7.1	< 0.25	< 0.25	< 0.25	< 0.5	< 0.50	< 0.50	< 0.50	< 0.92
1,1,1-Trichloroethane	40	200	< 0.4	< 0.4	< 1	< 1	< 1.0	< 1.0	< 1.0	< 0.76	< 10	< 5	< 5.0	< 0.24	< 0.24	< 6.1	< 0.2	< 0.2	< 0.2	< 0.4	< 0.40	< 0.40	< 0.40	< 0.76
1,1,2-Trichloroethane	0.5	5	< 0.56	< 0.56	< 1.4	< 1.4	< 1.4	< 1.4	< 1.4	< 0.70	< 10	< 5	< 5.0	< 0.55	< 0.55	< 6.9	< 0.28	< 0.28	< 0.28	< 0.56	< 0.56	< 0.56	< 0.56	< 0.70
1,1-Dichloroethene	0.7	7	< 0.62	< 0.62	< 1.6	< 1.6	< 1.6	< 1.6	< 1.6	< 0.78	< 14	< 7	< 7.0	< 0.24	< 0.24	< 11.6	< 0.31	< 0.31	< 0.31	< 0.62	< 0.62	< 0.62	< 0.62	< 0.78
1,2,4-Trimethylbenzene	96	480	< 0.28	< 0.28	< 0.7	< 0.7	< 0.70	< 0.70	< 0.70	< 0.72	< 6.0	< 3	< 3.0	< 0.84	< 0.84	< 9.0	< 0.14	< 0.14	< 0.14	< 0.28	< 0.28	< 0.28	< 0.28	< 0.72
1,2-Dibromoethane	0.005	0.05	< 0.72	< 0.72	< 1.8	< 1.8	< 1.8	< 1.8	< 1.8	< 0.77	< 13	< 6.5	< 6.5	< 0.83	< 0.83	< 6.2	< 0.36	< 0.36	< 0.36	< 0.72	< 0.72	< 0.72	< 0.72	< 0.77
1,2-Dichlorobenzene	60	600	< 0.54	< 0.54	< 1.4	< 1.4	< 1.4	< 1.4	< 1.4	< 0.67	< 7.6	< 3.8	< 3.8	< 0.71	< 0.71	< 6.5	< 0.27	< 0.27	< 0.27	< 0.54	< 0.54	< 0.54	< 0.54	< 0.67
1,2-Dichloroethane	0.5	5	< 0.56	< 0.56	< 1.4	< 1.4	< 1.4	< 1.4	< 1.4	< 0.78	< 7.8	< 3.9	< 3.9	< 0.28	< 0.28	< 5.8	< 0.28	< 0.28	< 0.28	< 0.56	< 0.56	< 0.56	< 0.56	< 0.78
1,2-Dichloropropane	0.5	5	< 0.4	< 0.4	< 1	< 1	< 1.0	< 1.0	< 1.0	< 0.86	< 10	< 5	< 5.0	< 0.28	< 0.28	< 9.0	< 0.2	< 0.2	< 0.2	< 0.4	< 0.40	< 0.40	< 0.40	< 0.86
1,2,3-Trichlorobenzene	NE	NE	< 0.48	< 0.48	< 1.2	< 1.2	< 1.2	< 1.2	< 1.2	< 0.92	< 4.5	< 2.3	< 2.3	< 0.63	< 2.2	< 20.4	< 0.24	< 0.24	< 0.24	< 0.48	< 0.48	< 0.48	< 0.48	< 0.92
1,2,4-Trichlorobenzene	14	70	< 0.62	< 0.62	< 1.6	< 1.6	< 1.6	< 1.6	< 1.6	< 0.68	< 7.7	< 3.9	< 3.9	< 0.95	< 0.95	< 19.0	< 0.31	< 0.31	< 0.31	< 0.62	< 0.62	< 0.62	< 0.62	< 0.68
1,3,5-Trimethylbenzene	96	480	< 0.36	< 0.36	< 0.9	< 0.9	< 0.90	< 0.90	< 0.90	< 0.51	< 7.5	< 3.8	< 3.8	< 0.87	< 0.87	< 7.1	< 0.18	< 0.18	< 0.18	< 0.36	< 0.36	< 0.36	< 0.36	< 0.51
2-Butanone	800	4000	NA	NA	NA	NA	NA	NA	NA	NA	< 300	< 150	< 150	< 2.9	< 2.9	< 130	NA	NA	NA	NA	NA	NA	NA	NA
2-Hexanone	NE	NE	NA	NA	NA	NA	NA	NA	NA	NA	< 95	< 48	< 48	< 2.5	< 5.2	< 126	NA	NA	NA	NA	NA	NA	NA	NA
4-Methyl-2-pentanone	50	500	NA	NA	NA	NA	NA	NA	NA	NA	< 77	< 39	< 39	< 1.5	< 4.6	< 119	NA	NA	NA	NA	NA	NA	NA	NA
Acetone	1800	9000	NA	NA	NA	NA	NA	NA	NA	NA	< 340	< 170	< 170	< 2.7	< 2.7	< 173	NA	NA	NA	NA	NA	NA	NA	NA
Benzene	0.5	5	< 0.15	< 0.15	< 0.37	< 0.37	< 0.37	< 0.37	< 0.37	< 0.29	< 8.9	< 4.5	< 4.5	< 0.25	< 0.25	< 5.9	< 0.074	< 0.074	< 0.074	< 0.15	< 0.15	0.37 J	< 0.15	< 0.29
Bromodichloromethane	0.06	0.6	< 0.34	< 0.34	< 0.85	< 0.85	< 0.85	< 0.85	< 0.85	< 0.74	< 7.7	< 3.9	< 3.9	< 0.36	< 0.36	< 8.3	< 0.17	< 0.17	< 0.17	< 0.34	< 0.34	< 0.34	< 0.34	< 0.74
Bromoform	0.44	4.4	< 0.56	< 0.56	< 1.4	< 1.4	< 1.4	< 1.4	< 1.4	< 0.97	< 8.8	< 4.4	< 4.4	< 4.0	< 4.0	< 76.0	< 0.28	< 0.28	< 0.28	< 0.56	< 0.56	< 0.56	< 0.56	< 0.97
Bromomethane	1	10	< 0.62	< 0.62	< 1.6	< 1.6	< 1.6	< 1.6	< 1.6	< 1.6	< 59	< 30	< 30	< 0.97	< 0.97	< 23.8	< 0.31	< 0.31	< 0.31	< 0.62	< 0.62	< 0.62	< 0.62	< 1.6
Carbon disulfide	200	1000	NA	NA	NA	NA	NA	NA	NA	NA	29 J	< 2.7	< 2.7	< 0.37	< 0.45	< 22.0	NA	NA	NA	NA	NA	NA	NA	NA
Carbon tetrachloride	0.5	5	< 0.52	< 0.52	< 1.3	< 1.3	< 1.3	< 1.3	< 1.3	< 0.77	< 3.8	< 1.9	< 1.9	< 0.17	< 1.1	< 7.4	< 0.26	< 0.26	< 0.26	< 0.52	< 0.52	< 0.52	< 0.52	< 0.77
Chloroform	0.6	6	< 0.4	< 0.4	< 1	< 1	< 1.0	< 1.0	< 1.0	< 0.74	< 6.2	< 3.1	< 3.1	< 1.3	< 1.3	< 23.7	< 0.2	< 0.2	< 0.2	< 0.4	< 0.40	< 0.40	< 0.40	< 0.74
Chloromethane	3	30	< 0.36	< 0.36	< 0.9	< 0.9	< 0.90	< 0.90	< 0.90	< 0.64	***96 BJ***	< 8	< 8.0	< 2.2	< 2.2	< 32.7	< 0.18	< 0.18	< 0.18	< 0.36	< 0.36	< 0.36	< 0.36	< 0.64
cis-1,2-Dichloroethene	7	70	***200***	***230***	***250***	***220***	***230***	***260***	***200***	***230***	***220***	***140***	***85***	***53.5***	***34.4***	***33.3***	***9.7***	***75***	***110***	***140***	***140***	***150***	***140***	***190***
Dichlorodifluoromethane	200	1000	< 0.4	< 0.4	< 1	< 1	< 1.0	< 1.0	< 1.0	< 1.1	< 11	< 5.5	< 5.5	< 0.50	< 0.50	< 9.1	< 0.2	< 0.2	< 0.2	< 0.4	< 0.40	< 0.40	< 0.40	< 1.1
Ethylbenzene	140	700	< 0.26	< 0.26	< 0.65	< 0.65	< 0.65	< 0.65	< 0.65	< 0.37	< 5.4	< 2.7	< 2.7	< 0.22	< 0.32	< 6.5	< 0.13	< 0.13	< 0.13	< 0.26	< 0.26	< 0.26	< 0.26	< 0.37
Isopropylbenzene	NE	NE	< 0.28	< 0.28	< 0.7	< 0.7	< 0.70	< 0.70	< 0.70	< 0.77	< 8.1	< 4.1	< 4.1	< 0.39	< 1.7	< 20.0	< 0.14	< 0.14	< 0.14	< 0.28	< 0.28	< 0.28	< 0.28	< 0.77
m,p-Xylene	400	2000	NA	NA	NA	NA	NA	NA	NA	NA	< 5.7	< 2.9	< 2.9	< 0.47	< 0.47	< 14.0	NA	NA	NA	NA	NA	NA	NA	NA
Methyl tert-butyl ether	12	60	< 0.48	< 0.48	< 1.2	< 1.2	< 1.2	< 1.2	< 1.2	< 0.79	< 14	< 7	< 7.0	< 1.2	< 1.2	< 22.6	2.0	< 0.24	< 0.24	< 0.48	< 0.48	< 0.48	< 0.48	< 0.79
Methylene chloride	0.5	5	< 1.4	< 1.4	< 3.4	< 3.4	< 3.4	< 3.4	< 3.4	< 3.3	< 14	< 7	< 7.0	< 0.58	< 0.58	< 6.4	< 0.68	< 0.68	< 0.68	< 1.4	< 1.4	< 1.4	< 1.4	< 3.3
Naphthalene	10	100	< 0.32	< 0.32	< 0.8	< 0.8	< 0.80	< 0.80	< 0.80	< 0.67	< 8.8	< 4.4	< 4.4	< 1.2	< 1.2	< 22.6	< 0.16	< 0.16	< 0.16	< 0.32	< 0.32	< 0.32	< 0.32	< 0.67
n-Butylbenzene	NE	NE	< 0.26	< 0.26	< 0.65	< 0.65	< 0.65	< 0.65	< 0.65	< 0.78	< 14	< 7	< 7.0	< 0.71	< 0.71	< 17.1	< 0.13	< 0.13	< 0.13	< 0.26	< 0.26	< 0.26	< 0.26	< 0.78
n-Hexane	120	600	NA	NA	NA	NA	NA	NA	NA	NA	< 21	< 11	< 11	< 1.7	< 1.7	< 29.2	NA	NA	NA	NA	NA	NA	NA	NA
n-Propylbenzene	NE	NE	< 0.26	< 0.26	< 0.65	< 0.65	< 0.65	< 0.65	< 0.65	< 0.83	< 10	< 5	< 5.0	< 0.81	< 0.81	< 6.9	< 0.13	< 0.13	< 0.13	< 0.26	< 0.26	< 0.26	< 0.26	< 0.83
o-Xylene	400	2000	NA	NA	NA	NA	NA	NA	NA	NA	< 5.8	< 2.9	< 2.9	< 0.26	< 0.26	< 7.0	NA	NA	NA	NA	NA	NA	NA	NA
p-Isopropyltoluene	NE	NE	< 0.34	< 0.34	< 0.85	< 0.85	< 0.85	< 0.85	< 0.85	< 0.72	< 8.5	< 4.3	< 4.3	< 0.80	< 0.80	< 20.9	< 0.17	< 0.17	< 0.17	< 0.34	< 0.34	< 0.34	< 0.34	< 0.72
sec-Butylbenzene	NE	NE	< 0.3	< 0.3	< 0.75	< 0.75	< 0.75	< 0.75	< 0.75	< 0.80	< 13	< 6.5	< 6.5	< 0.85	< 0.85	< 8.5	< 0.15	< 0.15	< 0.15	< 0.3	< 0.30	< 0.30	< 0.30	< 0.80
Styrene	10	100	< 0.2	< 0.2	< 0.5	< 0.5	< 0.50	< 0.50	< 0.50	< 0.77	< 6.5	4 BJ	< 3.3	< 0.47	< 3.0	< 7.1	< 0.1	< 0.1	< 0.1	< 0.2	< 0.20	< 0.20	< 0.20	< 0.77
tert-Butylbenzene	NE	NE	< 0.28	< 0.28	< 0.7	< 0.7	< 0.70	< 0.70	< 0.70	< 0.80	< 12	< 6	< 6.0	< 0.30	< 0.30	< 11.7	< 0.14	< 0.14	< 0.14	< 0.28	< 0.28	< 0.28	< 0.28	< 0.80
Tetrachloroethene	0.5	5	***1100***	***1900***	***2100***	***1800***	***2000***	***2300***	***1700***	***2200***	***2900***	***2300***	***1700***	***1160***	***943***	***1050 J+***	***170***	***580***	***640***	***840***	***970***	***1000***	***970***	***1100***
Toluene	160	800	< 0.22	< 0.22	< 0.55	< 0.55	< 0.55	< 0.55	< 0.55	< 0.30	12 J	< 2.7	< 2.7	< 0.17	< 0.27	< 5.8	< 0.11	< 0.11	< 0.11	< 0.22	< 0.22	< 0.22	< 0.22	< 0.30
trans-1,2-Dichloroethene	20	100	1.3 J	1.7 J	< 1.3	< 1.3	< 1.3	< 1.3	< 1.3	1.6 J	< 11	< 5.5	< 5.5	< 1.1	< 0.46	< 10.6	< 0.25	0.86 J	0.97 J	1.4 J	1.5 J	1.3 J	< 0.50	1.4 J
Trichloroethene	0.5	5	***160***	***210***	***220***	***190***	***210***	***280***	***190***	***220***	***250***	***190***	***110***	***71.7***	***56.9***	***60.4***	***14***	***78***	***100***	***130***	***130***	***140***	***130***	***170***
Trichlorofluoromethane	698	3490	< 0.38	< 0.38	< 0.95	< 0.95	< 5.0	< 5.0	< 5.0	< 2.0	< 50	< 25	< 6.5	< 0.21	< 0.21	< 8.4	< 0.19	< 0.19	< 0.19	< 0.38	< 2.0	< 2.0	< 2.0	< 2.0
Vinyl chloride	0.02	0.2	< 0.2	***1***	***1.9 J***	< 0.5	< 0.50	***1.6 J***	< 0.50	< 0.41	< 16	< 8	< 8.0	< 0.17	< 0.17	< 3.5	< 0.1	***0.39 J***	***0.58***	***0.76 J***	< 0.20	***0.72 J***	< 0.20	< 0.41
Xylenes, Total	400	2000	< 0.14	< 0.14	< 0.34	< 0.34	< 0.34	< 0.34	< 0.34	< 0.44	< 5.8	< 5.8	< 5.8	< 1.5	< 1.5	< 21.0	< 0.068	< 0.068	< 0.068	< 0.14	< 0.14	< 0.14	< 0.14	< 0.44
Total PCBs																								
Aroclor-1016	0.003	0.03	NA	NA	NA	NA	NA	NA	NA	NA	NA	NA	NA	NA	NA	NA	NA	NA	NA	NA	NA	NA	NA	NA
Aroclor-1232	0.003	0.03	NA	NA	NA	NA	NA	NA	NA	NA	NA	NA	NA	NA	NA	NA	NA	NA	NA	NA	NA	NA	NA	NA
Aroclor-1242	0.003	0.03	NA	NA	NA	NA	NA	NA	NA	NA	NA	NA	NA	NA	NA	NA	NA	NA	NA	NA	NA	NA	NA	NA
Aroclor-1248	0.003	0.03	NA	NA	NA	NA	NA	NA	NA	NA	NA	NA	NA	NA	NA	NA	NA	NA	NA	NA	NA	NA	NA	NA
Total Detected PCBs	0.003	0.03	NA	NA	NA	NA	NA	NA	NA	NA	NA	NA	NA	NA	NA	NA	NA	NA	NA	NA	NA	NA	NA	NA
Dissolved PCBs																								
Aroclor-1016	0.003	0.03	NA	NA	NA	NA	NA	NA	NA	NA	NA	NA	NA	NA	NA	NA	NA	NA	NA	NA	NA	NA	NA	NA
Aroclor-1232	0.003	0.03	NA	NA	NA	NA	NA	NA	NA	NA	NA	NA	NA	NA	NA	NA	NA	NA	NA	NA	NA	NA	NA	NA
Aroclor-1242	0.003	0.03	NA	NA	NA	NA	NA	NA	NA	NA	NA	NA	NA	NA	NA	NA	NA	NA	NA	NA	NA	NA	NA	NA
Aroclor-1248	0.003	0.03	NA	NA	NA	NA	NA	NA	NA	NA	NA	NA	NA	NA	NA	NA	NA	NA	NA	NA	NA	NA	NA	NA
Total Detected PCBs	0.003	0.03	NA	NA	NA	NA	NA	NA	NA	NA	NA	NA	NA	NA	NA	NA	NA	NA	NA	NA	NA	NA	NA	NA
Solids																								
Total Dissolved Solids (mg/L)	NE	NE	NA	NA	NA	NA	NA	NA	NA	NA	NA	NA	NA	NA	NA	NA	NA	NA	NA	NA	NA	NA	NA	NA
Total Suspended Solids (TSS) (mg/L)	NE	NE	NA	NA	NA	NA	NA	NA	NA	NA	NA	NA	NA	NA	NA	NA	NA	NA	NA	NA	NA	NA	NA	NA

Notes on Page 61.

Table 7: Groundwater Analytical Results Summary
Madison-Kipp Corporation
Madison, Wisconsin

WELL ID			MP-15	MP-15	MP-15	MP-15	MP-15	MP-15	MP-15	MP-15	MP-15	MP-15	MP-15	MP-15	MP-15	MP-15	MP-15	MP-15	MP-15	MP-15	MP-16	MP-16	MP-16	MP-16	MP-16	MP-16
SCREEN INTERVAL (feet bgs)	PREVENTIVE	ENFORCEMENT	142 - 146 ft	142 - 146 ft	142 - 146 ft	142 - 146 ft	142 - 146 ft	142 - 146 ft	177 - 187 ft	177 - 187 ft	177 - 187 ft	177 - 187 ft	177 - 187 ft	177 - 187 ft	177 - 187 ft	177 - 187 ft	177 - 187 ft	177 - 187 ft	177 - 187 ft	177 - 187 ft	80 - 84 ft	80 - 84 ft	80 - 84 ft	80 - 84 ft	80 - 84 ft	80 - 84 ft
SAMPLE DATE	ACTION LIMIT	STANDARD	10/10/2016	10/03/2017	10/09/2018	10/08/2019	10/13/2020	10/12/2021	01/22/2013	04/15/2013	07/22/2013	10/08/2013	04/15/2014	10/16/2014	04/14/2015	10/15/2015	10/10/2016	10/03/2017	10/09/2018	10/08/2019	10/13/2020	10/12/2021	01/22/2013	04/16/2013	07/23/2013	10/09/2013	04/15/2014	10/16/2014
VOCs																										
1,1,1,2-Tetrachloroethane	7	70	< 4.4	< 5.5	< 5.5	< 0.27	< 0.27	< 7.1	< 0.25	< 0.25	< 0.25	< 0.25	< 0.25	< 0.25	< 0.25	< 0.46	< 0.11	< 0.11	< 0.11	< 0.27	< 0.27	< 0.36	< 0.25	< 0.25	< 0.25	< 0.25	< 0.25	< 0.25
1,1,1-Trichloroethane	40	200	< 4.0	< 5	< 5.0	< 0.24	< 0.24	< 6.1	< 0.2	< 0.2	< 0.2	< 0.2	< 0.20	< 0.20	< 0.20	< 0.38	< 0.10	< 0.1	< 0.10	< 0.24	< 0.24	< 0.30	< 0.2	< 0.2	< 0.2	< 0.2	< 0.20	< 0.20
1,1,2-Trichloroethane	0.5	5	< 4.0	< 5	< 5.0	< 0.55	< 0.55	< 6.9	< 0.28	< 0.28	< 0.28	< 0.28	< 0.28	< 0.28	< 0.28	< 0.35	< 0.10	< 0.1	< 0.10	< 0.55	< 0.55	< 0.34	< 0.28	< 0.28	< 0.28	< 0.28	< 0.28	< 0.28
1,1-Dichloroethene	0.7	7	< 5.6	< 7	< 7.0	0.31 J	< 0.24	< 11.6	< 0.31	< 0.31	< 0.31	< 0.31	< 0.31	< 0.31	< 0.31	< 0.39	< 0.14	< 0.14	< 0.14	< 0.24	< 0.24	< 0.58	< 0.31	< 0.31	< 0.31	< 0.31	< 0.31	< 0.31
1,2,4-Trimethylbenzene	96	480	< 2.4	< 3	< 3.0	< 0.84	< 0.84	< 9.0	< 0.14	< 0.14	< 0.14	< 0.14	< 0.14	< 0.14	< 0.14	< 0.36	< 0.060	< 0.06	< 0.060	< 0.84	< 0.84	< 0.45	< 0.14	< 0.14	< 0.14	< 0.14	< 0.14	< 0.14
1,2-Dibromoethane	0.005	0.05	< 5.2	< 6.5	< 6.5	< 0.83	< 0.83	< 6.2	< 0.36	< 0.36	< 0.36	< 0.36	< 0.36	< 0.36	< 0.36	< 0.39	< 0.13	< 0.13	< 0.13	< 0.83	< 0.83	< 0.31	< 0.36	< 0.36	< 0.36	< 0.36	< 0.36	< 0.36
1,2-Dichlorobenzene	60	600	< 3.0	< 3.8	< 3.8	< 0.71	< 0.71	< 6.5	< 0.27	< 0.27	< 0.27	< 0.27	< 0.27	< 0.27	< 0.27	< 0.33	< 0.076	< 0.076	< 0.076	< 0.71	< 0.71	< 0.33	< 0.27	< 0.27	< 0.27	< 0.27	< 0.27	< 0.27
1,2-Dichloroethane	0.5	5	< 3.1	< 3.9	< 3.9	< 0.28	< 0.28	< 5.8	< 0.28	< 0.28	< 0.28	< 0.28	< 0.28	< 0.28	< 0.28	< 0.39	< 0.078	< 0.078	< 0.078	< 0.28	< 0.28	< 0.29	< 0.28	< 0.28	< 0.28	< 0.28	< 0.28	< 0.28
1,2-Dichloropropane	0.5	5	< 4.0	< 5	< 5.0	< 0.28	< 0.28	< 9.0	< 0.2	< 0.2	< 0.2	< 0.2	< 0.20	< 0.20	< 0.20	< 0.43	< 0.10	< 0.1	< 0.10	< 0.28	< 0.28	< 0.45	< 0.2	< 0.2	< 0.2	< 0.2	< 0.20	< 0.20
1,2,3-Trichlorobenzene	NE	NE	< 1.8	< 2.3	< 2.3	< 0.63	< 2.2	< 20.4	< 0.24	< 0.24	< 0.24	< 0.24	< 0.24	< 0.24	< 0.24	< 0.46	< 0.045	< 0.045	< 0.045	< 0.63	< 2.2	< 1.0	< 0.24	< 0.24	< 0.24	< 0.24	< 0.24	< 0.24
1,2,4-Trichlorobenzene	14	70	< 3.1	< 3.9	< 3.9	< 0.95	< 0.95	< 19.0	< 0.31	< 0.31	< 0.31	< 0.31	< 0.31	< 0.31	< 0.31	< 0.34	< 0.077	< 0.077	< 0.077	< 0.95	< 0.95	< 0.95	< 0.31	< 0.31	< 0.31	< 0.31	< 0.31	< 0.31
1,3,5-Trimethylbenzene	96	480	< 3.0	< 3.8	< 3.8	< 0.87	< 0.87	< 7.1	< 0.18	< 0.18	< 0.18	< 0.18	< 0.18	< 0.18	< 0.18	< 0.25	< 0.075	< 0.075	< 0.075	< 0.87	< 0.87	< 0.36	< 0.18	< 0.18	< 0.18	< 0.18	< 0.18	< 0.18
2-Butanone	800	4000	< 120	< 150	< 150	< 2.9	< 2.9	< 130	NA	NA	NA	NA	NA	NA	NA	NA	< 3.0	< 3	< 3.0	< 2.9	< 2.9	< 6.5	NA	NA	NA	NA	NA	NA
2-Hexanone	NE	NE	< 38	< 48	< 48	< 2.5	< 5.2	< 126	NA	NA	NA	NA	NA	NA	NA	NA	< 0.95	< 0.95	< 0.95	< 2.5	< 5.2	< 6.3	NA	NA	NA	NA	NA	NA
4-Methyl-2-pentanone	50	500	< 31	< 39	< 39	< 1.5	< 4.6	< 119	NA	NA	NA	NA	NA	NA	NA	NA	< 0.77	< 0.77	< 0.77	< 1.5	< 4.6	< 6.0	NA	NA	NA	NA	NA	NA
Acetone	1800	9000	< 140	230 J	< 170	< 2.7	< 2.7	< 173	NA	NA	NA	NA	NA	NA	NA	NA	< 3.4	< 3.4	< 5.4 U	< 2.7	< 2.7	< 8.6	NA	NA	NA	NA	NA	NA
Benzene	0.5	5	< 3.6	< 4.5	< 4.5	< 0.25	< 0.25	< 5.9	< 0.074	< 0.074	< 0.074	< 0.074	< 0.074	0.23 J	< 0.074	< 0.15	< 0.089	< 0.089	< 0.089	< 0.25	< 0.25	< 0.30	< 0.074	< 0.074	< 0.074	< 0.074	< 0.074	< 0.074
Bromodichloromethane	0.06	0.6	< 3.1	< 3.9	< 3.9	< 0.36	< 0.36	< 8.3	< 0.17	< 0.17	< 0.17	< 0.17	< 0.17	< 0.17	< 0.17	< 0.37	< 0.077	< 0.077	< 0.077	< 0.36	< 0.36	< 0.42	< 0.17	< 0.17	< 0.17	< 0.17	< 0.17	< 0.17
Bromoform	0.44	4.4	< 3.5	< 4.4	< 4.4	< 4.0	< 4.0	< 76.0	< 0.28	< 0.28	< 0.28	< 0.28	< 0.28	< 0.28	< 0.28	< 0.48	< 0.088	< 0.088	< 0.088	< 4.0	< 4.0	< 3.8	< 0.28	< 0.28	< 0.28	< 0.28	< 0.28	< 0.28
Bromomethane	1	10	< 24	< 30	< 30	< 0.97	< 0.97	< 23.8	< 0.31	< 0.31	< 0.31	< 0.31	< 0.31	< 0.31	< 0.31	< 0.80	< 0.59	< 0.59	< 0.59	< 0.97	< 0.97	< 1.2	< 0.31	< 0.31	< 0.31	< 0.31	< 0.31	< 0.31
Carbon disulfide	200	1000	10 J	< 2.7	< 2.7	< 0.37	< 0.45	< 22.0	NA	NA	NA	NA	NA	NA	NA	NA	< 0.053	< 0.053	0.080 J	< 0.37	< 0.45	< 1.1	NA	NA	NA	NA	NA	NA
Carbon tetrachloride	0.5	5	< 1.5	< 1.9	< 1.9	< 0.17	< 1.1	< 7.4	< 0.26	< 0.26	< 0.26	< 0.26	< 0.26	< 0.26	< 0.26	< 0.38	< 0.038	< 0.038	< 0.038	< 0.17	< 1.1	< 0.37	< 0.26	< 0.26	< 0.26	< 0.26	< 0.26	< 0.26
Chloroform	0.6	6	< 2.5	< 3.1	< 3.1	< 1.3	< 1.3	< 23.7	< 0.2	< 0.2	< 0.2	< 0.2	< 0.20	< 0.20	< 0.20	< 0.37	< 0.062	< 0.062	< 0.062	< 1.3	< 1.3	< 1.2	< 0.2	< 0.2	< 0.2	< 0.2	< 0.20	< 0.20
Chloromethane	3	30	***35 BJ***	***9.5 J+***	< 14 U	< 2.2	< 2.2	< 32.7	< 0.18	< 0.18	< 0.18	< 0.18	< 0.18	< 0.18	< 0.18	< 0.32	< 0.16	0.37 J+	< 0.66 U	< 2.2	< 2.2	< 1.6	< 0.18	< 0.18	< 0.18	< 0.18	< 0.18	< 0.18
cis-1,2-Dichloroethene	7	70	***180***	***180***	***160***	***173***	***118***	***86.2***	***9.5***	6.7	6.0	***16***	***17***	***31***	***33***	5.2	0.60	0.48 J	0.50	< 0.27	< 0.27	< 0.47	< 0.12	< 0.12	< 0.12	< 0.12	< 0.12	< 0.12
Dichlorodifluoromethane	200	1000	< 4.4	< 5.5	< 5.5	< 0.50	< 0.50	< 9.1	< 0.2	< 0.2	< 0.2	< 0.2	< 0.20	< 0.20	< 0.20	< 0.54	< 0.11	< 0.11	< 0.11	< 0.50	< 0.50	< 0.46	< 0.2	< 0.2	< 0.2 *	< 0.2	< 0.20	< 0.20
Ethylbenzene	140	700	< 2.2	< 2.7	< 2.7	< 0.22	< 0.32	< 6.5	< 0.13	< 0.13	< 0.13	< 0.13	< 0.13	< 0.13	< 0.13	< 0.18	< 0.054	< 0.054	< 0.054	< 0.22	< 0.32	< 0.33	< 0.13	< 0.13	< 0.13	< 0.13	< 0.13	< 0.13
Isopropylbenzene	NE	NE	< 3.2	< 4.1	< 4.1	< 0.39	< 1.7	< 20.0	< 0.14	< 0.14	< 0.14	< 0.14	< 0.14	< 0.14	< 0.14	< 0.39	< 0.081	< 0.081	< 0.081	< 0.39	< 1.7	< 1.0	< 0.14	< 0.14	< 0.14	< 0.14	< 0.14	< 0.14
m,p-Xylene	400	2000	< 2.3	3 BJ	< 2.9	< 0.47	< 0.47	< 14.0	NA	NA	NA	NA	NA	NA	NA	NA	< 0.057	< 0.057	< 0.057	< 0.47	< 0.47	< 0.70	NA	NA	NA	NA	NA	NA
Methyl tert-butyl ether	12	60	< 5.6	< 7	< 7.0	< 1.2	< 1.2	< 22.6	2.5	1.6	0.86 J	0.90 J	< 0.24	< 0.24	< 0.24	< 0.39	< 0.14	< 0.14	< 0.14	< 1.2	< 1.2	< 1.1	< 0.24	< 0.24	< 0.24	< 0.24	< 0.24	< 0.24
Methylene chloride	0.5	5	< 5.6	< 7	< 7.0	< 0.58	< 0.58	< 6.4	< 0.68	< 0.68	< 0.68	< 0.68	< 0.68	< 0.68	< 0.68	< 1.6	< 0.14	< 0.14	< 0.29 U	< 0.58	< 0.58	< 0.32	< 0.68	< 0.68	< 0.68	< 0.68	< 0.68	< 0.68
Naphthalene	10	100	< 3.5	< 4.4	< 4.4	< 1.2	< 1.2	< 22.6	< 0.16	< 0.16	< 0.16	< 0.16	< 0.16	< 0.16	< 0.16	< 0.34	< 0.088	< 0.088	< 0.15 U	< 1.2	< 1.2	< 1.1	< 0.16	< 0.16	< 0.16	< 0.16	< 0.16	< 0.16
n-Butylbenzene	NE	NE	< 5.6	< 7	< 7.0	< 0.71	< 0.71	< 17.1	< 0.13	< 0.13	< 0.13	< 0.13	< 0.13	< 0.13	< 0.13	< 0.39	< 0.14	< 0.14	< 0.14	< 0.71	< 0.71	< 0.86	< 0.13	< 0.13	< 0.13	< 0.13	< 0.13	< 0.13
n-Hexane	120	600	15 J	< 11	< 11	< 1.7	< 1.7	< 29.2	NA	NA	NA	NA	NA	NA	NA	NA	< 0.21	< 0.21	< 0.21	< 1.7	< 1.7	< 1.5	NA	NA	NA	NA	NA	NA
n-Propylbenzene	NE	NE	< 4.0	< 5	< 5.0	< 0.81	< 0.81	< 6.9	< 0.13	< 0.13	< 0.13	< 0.13	< 0.13	< 0.13	< 0.13	< 0.41	< 0.10	< 0.1	< 0.10	< 0.81	< 0.81	< 0.35	< 0.13	< 0.13	< 0.13	< 0.13	< 0.13	< 0.13
o-Xylene	400	2000	< 2.3	< 2.9	< 2.9	< 0.26	< 0.26	< 7.0	NA	NA	NA	NA	NA	NA	NA	NA	< 0.058	< 0.058	< 0.058	< 0.26	< 0.26	< 0.35	NA	NA	NA	NA	NA	NA
p-Isopropyltoluene	NE	NE	< 3.4	< 4.3	< 4.3	< 0.80	< 0.80	< 20.9	< 0.17	< 0.17	< 0.17	< 0.17	< 0.17	< 0.17	< 0.17	< 0.36	< 0.085	< 0.085	< 0.085	< 0.80	< 0.80	< 1.0	< 0.17	< 0.17	< 0.17	< 0.17	< 0.17	< 0.17
sec-Butylbenzene	NE	NE	< 5.2	< 6.5	< 6.5	< 0.85	< 0.85	< 8.5	< 0.15	< 0.15	< 0.15	< 0.15	< 0.15	< 0.15	< 0.15	< 0.40	< 0.13	< 0.13	< 0.13	< 0.85	< 0.85	< 0.42	< 0.15	< 0.15	< 0.15	< 0.15	< 0.15	< 0.15
Styrene	10	100	< 2.6	3.5 BJ	< 3.3	< 0.47	< 3.0	< 7.1	< 0.1	< 0.1	< 0.1	< 0.1	< 0.10	< 0.10	< 0.10	< 0.39	< 0.065	0.07 BJ	< 0.065	< 0.47	< 3.0	< 0.36	< 0.1	< 0.1	< 0.1	< 0.1	< 0.10	< 0.10
tert-Butylbenzene	NE	NE	< 4.8	< 6	< 6.0	< 0.30	< 0.30	< 11.7	< 0.14	< 0.14	< 0.14	< 0.14	< 0.14	< 0.14	< 0.14	< 0.40	< 0.12	< 0.12	< 0.12	< 0.30	< 0.30	< 0.59	< 0.14	< 0.14	< 0.14	< 0.14	< 0.14	< 0.14
Tetrachloroethene	0.5	5	***1300***	***1800***	***1900***	***2170***	***1620***	***1320 J+***	***240***	***140***	***110***	***100***	***73***	***86***	***130***	***38***	***10***	***8.9***	***8.5***	***4.2***	***4***	***2.7 J+***	***0.76 J***	< 0.17	< 0.17	***0.76 J***	***0.56 J***	< 0.17
Toluene	160	800	4.8 J	3 J	< 2.7	< 0.17	< 0.27	< 5.8	< 0.11	< 0.11	< 0.11	< 0.11	< 0.11	< 0.11	< 0.11	< 0.15	0.11 J	< 0.053	< 0.053	< 0.17	< 0.27	< 0.29	< 0.11	< 0.11	< 0.11	< 0.11	< 0.11	< 0.11
trans-1,2-Dichloroethene	20	100	< 4.4	< 5.5	< 5.5	1.4 J	0.91 J	< 10.6	< 0.25	< 0.25	< 0.25	< 0.25	< 0.25	< 0.25	< 0.25	< 0.35	< 0.11	< 0.11	< 0.11	< 1.1	< 0.46	< 0.53	< 0.25	< 0.25	< 0.25	< 0.25	< 0.25	< 0.25
Trichloroethene	0.5	5	***170***	***180***	***160***	***191***	***152***	***104***	***17***	***12***	***7.7***	***12***	***12***	***21***	***26***	***5.8***	***1.4***	***0.95***	***0.89***	0.43 J	0.32 J	< 0.32	< 0.19	< 0.19	< 0.19	< 0.19	< 0.19	< 0.19
Trichlorofluoromethane	698	3490	< 20	< 25	< 6.5	< 0.21	< 0.21	< 8.4	< 0.19	< 0.19	< 0.19	< 0.19	< 1.0	< 1.0	< 1.0	< 1.0	< 0.50	< 0.5	< 0.13	< 0.21	< 0.21	< 0.42	< 0.19	< 0.19	< 0.19	< 0.19	< 1.0	< 1.0
Vinyl chloride	0.02	0.2	< 6.4	< 8	< 8.0	***0.70 J***	***0.42 J***	< 3.5	< 0.1	< 0.1	< 0.1	***0.34 J***	< 0.10	***0.39 J***	< 0.10	< 0.20	< 0.16	< 0.16	< 0.16	< 0.17	< 0.17	< 0.17	< 0.1	< 0.1	< 0.1	< 0.1	< 0.10	< 0.10
Xylenes, Total	400	2000	< 2.3	< 5.8	< 5.8	< 1.5	< 1.5	< 21.0	< 0.068	< 0.068	< 0.068	< 0.068	< 0.068	< 0.068	< 0.068	< 0.22	< 0.058	< 0.12	< 0.12	< 1.5	< 1.5	< 1.0	< 0.068	< 0.068	< 0.068	< 0.068	< 0.068	< 0.068
Total PCBs																										
Aroclor-1016	0.003	0.03	NA	NA	NA	NA	NA	NA	NA	NA	NA	NA	NA	NA	NA	NA	NA	NA	NA	NA	NA	NA	NA	NA	NA	NA	NA	NA
Aroclor-1232	0.003	0.03	NA	NA	NA	NA	NA	NA	NA	NA	NA	NA	NA	NA	NA	NA	NA	NA	NA	NA	NA	NA	NA	NA	NA	NA	NA	NA
Aroclor-1242	0.003	0.03	NA	NA	NA	NA	NA	NA	NA	NA	NA	NA	NA	NA	NA	NA	NA	NA	NA	NA	NA	NA	NA	NA	NA	NA	NA	NA
Aroclor-1248	0.003	0.03	NA	NA	NA	NA	NA	NA	NA	NA	NA	NA	NA	NA	NA	NA	NA	NA	NA	NA	NA	NA	NA	NA	NA	NA	NA	NA
Total Detected PCBs	0.003	0.03	NA	NA	NA	NA	NA	NA	NA	NA	NA	NA	NA	NA	NA	NA	NA	NA	NA	NA	NA	NA	NA	NA	NA	NA	NA	NA
Dissolved PCBs																										
Aroclor-1016	0.003	0.03	NA	NA	NA	NA	NA	NA	NA	NA	NA	NA	NA	NA	NA	NA	NA	NA	NA	NA	NA	NA	NA	NA	NA	NA	NA	NA
Aroclor-1232	0.003	0.03	NA	NA	NA	NA	NA	NA	NA	NA	NA	NA	NA	NA	NA	NA	NA	NA	NA	NA	NA	NA	NA	NA	NA	NA	NA	NA
Aroclor-1242	0.003	0.03	NA	NA	NA	NA	NA	NA	NA	NA	NA	NA	NA	NA	NA	NA	NA	NA	NA	NA	NA	NA	NA	NA	NA	NA	NA	NA
Aroclor-1248	0.003	0.03	NA	NA	NA	NA	NA	NA	NA	NA	NA	NA	NA	NA	NA	NA	NA	NA	NA	NA	NA	NA	NA	NA	NA	NA	NA	NA
Total Detected PCBs	0.003	0.03	NA	NA	NA	NA	NA	NA	NA	NA	NA	NA	NA	NA	NA	NA	NA	NA	NA	NA	NA	NA	NA	NA	NA	NA	NA	NA
Solids																										
Total Dissolved Solids (mg/L)	NE	NE	NA	NA	NA	NA	NA	NA	NA	NA	NA	NA	NA	NA	NA	NA	NA	NA	NA	NA	NA	NA	NA	NA	NA	NA	NA	NA
Total Suspended Solids (TSS) (mg/L)	NE	NE	NA	NA	NA	NA	NA	NA	NA	NA	NA	NA	NA	NA	NA	NA	NA	NA	NA	NA	NA	NA	NA	NA	NA	NA	NA	NA

Notes on Page 61.

Table 7: Groundwater Analytical Results Summary
Madison-Kipp Corporation
Madison, Wisconsin

WELL ID			MP-16	MP-16	MP-16	MP-16	MP-16	MP-16	MP-16	MP-16	MP-16	MP-16	MP-16	MP-16	MP-16	MP-16	MP-16	MP-16	MP-16	MP-16	MP-16	MP-16	MP-16
SCREEN INTERVAL (feet bgs)	PREVENTIVE	ENFORCEMENT	106 - 116 ft	106 - 116 ft	106 - 116 ft	106 - 116 ft	106 - 116 ft	106 - 116 ft	106 - 116 ft	106 - 116 ft	106 - 116 ft	106 - 116 ft	106 - 116 ft	106 - 116 ft	106 - 116 ft	106 - 116 ft	140 - 144 ft	140 - 144 ft	140 - 144 ft	140 - 144 ft	140 - 144 ft	140 - 144 ft	140 - 144 ft	140 - 144 ft
SAMPLE DATE	ACTION LIMIT	STANDARD	01/22/2013	04/16/2013	07/23/2013	10/09/2013	04/15/2014	10/16/2014	04/13/2015	10/15/2015	10/11/2016	10/02/2017	10/08/2018	10/09/2019	10/13/2020	10/12/2021	01/22/2013	04/16/2013	07/23/2013	10/09/2013	04/15/2014	10/16/2014	04/13/2015	10/15/2015
VOCs																							
1,1,1,2-Tetrachloroethane	7	70	< 0.25	< 0.25	< 0.25	< 0.25	< 0.25	< 0.25	< 0.25	< 0.46	< 0.22	< 0.11	< 0.11	< 0.27	< 0.27	< 0.36	< 0.25	< 0.25	< 0.25	< 0.25	< 0.25	< 0.25	< 0.25	< 0.46
1,1,1-Trichloroethane	40	200	< 0.2	< 0.2	< 0.2	< 0.2	< 0.20	< 0.20	< 0.20	< 0.38	< 0.20	< 0.1	< 0.10	< 0.24	< 0.24	< 0.30	< 0.2	< 0.2	< 0.2	< 0.2	< 0.20	< 0.20	< 0.20	< 0.38
1,1,2-Trichloroethane	0.5	5	< 0.28	< 0.28	< 0.28	< 0.28	< 0.28	< 0.28	< 0.28	< 0.35	< 0.20	< 0.1	< 0.10	< 0.55	< 0.55	< 0.34	< 0.28	< 0.28	< 0.28	< 0.28	< 0.28	< 0.28	< 0.28	< 0.35
1,1-Dichloroethene	0.7	7	< 0.31	< 0.31	< 0.31	< 0.31	< 0.31	< 0.31	< 0.31	< 0.39	< 0.28	< 0.14	< 0.14	< 0.24	< 0.24	< 0.58	< 0.31	< 0.31	< 0.31	< 0.31	< 0.31	< 0.31	< 0.31	< 0.39
1,2,4-Trimethylbenzene	96	480	< 0.14	< 0.14	< 0.14	< 0.14	< 0.14	< 0.14	< 0.14	< 0.36	< 0.12	< 0.06	< 0.060	< 0.84	< 0.84	< 0.45	< 0.14	< 0.14	< 0.14	< 0.14	< 0.14	< 0.14	< 0.14	< 0.36
1,2-Dibromoethane	0.005	0.05	< 0.36	< 0.36	< 0.36	< 0.36	< 0.36	< 0.36	< 0.36	< 0.39	< 0.26	< 0.13	< 0.13	< 0.83	< 0.83	< 0.31	< 0.36	< 0.36	< 0.36	< 0.36	< 0.36	< 0.36	< 0.36	< 0.39
1,2-Dichlorobenzene	60	600	< 0.27	< 0.27	< 0.27	< 0.27	< 0.27	< 0.27	< 0.27	< 0.33	< 0.15	< 0.076	< 0.076	< 0.71	< 0.71	< 0.33	< 0.27	< 0.27	< 0.27	< 0.27	< 0.27	< 0.27	< 0.27	< 0.33
1,2-Dichloroethane	0.5	5	< 0.28	< 0.28	< 0.28	< 0.28	< 0.28	< 0.28	< 0.28	< 0.39	< 0.16	< 0.078	< 0.078	< 0.28	< 0.28	< 0.29	< 0.28	< 0.28	< 0.28	< 0.28	< 0.28	< 0.28	< 0.28	< 0.39
1,2-Dichloropropane	0.5	5	< 0.2	< 0.2	< 0.2	< 0.2	< 0.20	< 0.20	< 0.20	< 0.43	< 0.20	< 0.1	< 0.10	< 0.28	< 0.28	< 0.45	< 0.2	< 0.2	< 0.2	< 0.2	< 0.20	< 0.20	< 0.20	< 0.43
1,2,3-Trichlorobenzene	NE	NE	< 0.24	< 0.24	< 0.24	< 0.24	< 0.24	< 0.24	< 0.24	< 0.46	< 0.090	< 0.045	< 0.045	< 0.63	< 2.2	< 1.0	< 0.24	< 0.24	< 0.24	< 0.24	< 0.24	< 0.24	< 0.24	< 0.46
1,2,4-Trichlorobenzene	14	70	< 0.31	< 0.31	< 0.31	< 0.31	< 0.31	< 0.31	< 0.31	< 0.34	< 0.15	< 0.077	< 0.077	< 0.95	< 0.95	< 0.95	< 0.31	< 0.31	< 0.31	< 0.31	< 0.31	< 0.31	< 0.31	< 0.34
1,3,5-Trimethylbenzene	96	480	< 0.18	< 0.18	< 0.18	< 0.18	< 0.18	< 0.18	< 0.18	< 0.25	< 0.15	< 0.075	< 0.075	< 0.87	< 0.87	< 0.36	< 0.18	< 0.18	< 0.18	< 0.18	< 0.18	< 0.18	< 0.18	< 0.25
2-Butanone	800	4000	NA	NA	NA	NA	NA	NA	NA	NA	< 6.0	< 3	< 3.0	< 2.9	< 2.9	< 6.5	NA	NA	NA	NA	NA	NA	NA	NA
2-Hexanone	NE	NE	NA	NA	NA	NA	NA	NA	NA	NA	< 1.9	< 0.95	< 0.95	< 2.5	< 5.2	< 6.3	NA	NA	NA	NA	NA	NA	NA	NA
4-Methyl-2-pentanone	50	500	NA	NA	NA	NA	NA	NA	NA	NA	< 1.5	< 0.77	< 0.77	< 1.5	< 4.6	< 6.0	NA	NA	NA	NA	NA	NA	NA	NA
Acetone	1800	9000	NA	NA	NA	NA	NA	NA	NA	NA	< 6.8	6.2 J	< 3.6 U	< 2.7	< 2.7	< 8.6	NA	NA	NA	NA	NA	NA	NA	NA
Benzene	0.5	5	< 0.074	< 0.074	< 0.074	< 0.074	< 0.074	< 0.074	< 0.074	< 0.15	< 0.18	< 0.089	< 0.089	< 0.25	< 0.25	< 0.30	< 0.074	< 0.074	< 0.074	< 0.074	< 0.074	< 0.074	< 0.074	< 0.15
Bromodichloromethane	0.06	0.6	< 0.17	< 0.17	< 0.17	< 0.17	< 0.17	< 0.17	< 0.17	< 0.37	< 0.15	< 0.077	< 0.077	< 0.36	< 0.36	< 0.42	< 0.17	< 0.17	< 0.17	< 0.17	< 0.17	< 0.17	< 0.17	< 0.37
Bromoform	0.44	4.4	< 0.28	< 0.28	< 0.28	< 0.28	< 0.28	< 0.28	< 0.28	< 0.48	< 0.18	< 0.088	< 0.088	< 4.0	< 4.0	< 3.8	< 0.28	< 0.28	< 0.28	< 0.28	< 0.28	< 0.28	< 0.28	< 0.48
Bromomethane	1	10	< 0.31	< 0.31	< 0.31	< 0.31	< 0.31	< 0.31	< 0.31	< 0.80	< 1.2	< 0.59	< 0.59	< 0.97	< 0.97	< 1.2	< 0.31	< 0.31	< 0.31	< 0.31	< 0.31	< 0.31	< 0.31	< 0.80
Carbon disulfide	200	1000	NA	NA	NA	NA	NA	NA	NA	NA	< 0.11	< 0.053	< 0.053	< 0.37	< 0.45	< 1.1	NA	NA	NA	NA	NA	NA	NA	NA
Carbon tetrachloride	0.5	5	< 0.26	< 0.26	< 0.26	< 0.26	< 0.26	< 0.26	< 0.26	< 0.38	< 0.076	< 0.038	< 0.038	< 0.17	< 1.1	< 0.37	< 0.26	< 0.26	< 0.26	< 0.26	< 0.26	< 0.26	< 0.26	< 0.38
Chloroform	0.6	6	< 0.2	< 0.2	< 0.2	< 0.2	< 0.20	< 0.20	< 0.20	< 0.37	< 0.12	< 0.062	< 0.062	< 1.3	< 1.3	< 1.2	< 0.2	< 0.2	< 0.2	< 0.2	< 0.20	< 0.20	< 0.20	< 0.37
Chloromethane	3	30	< 0.18	< 0.18	< 0.18	< 0.18	< 0.18	< 0.18	< 0.18	< 0.32	0.74 BJ	1.6 J	< 0.65 U	< 2.2	< 2.2	< 1.6	< 0.18	< 0.18	< 0.18	< 0.18	< 0.18	< 0.18	< 0.18	< 0.32
cis-1,2-Dichloroethene	7	70	2.6	5.8	***9.5***	***10***	5.4	***10***	6.4	***7***	6.4	4.5	5.1	6.8	5.5	4.7	1.9	1.2	< 0.12	< 0.12	1.4	1.4	1.2	1.2
Dichlorodifluoromethane	200	1000	< 0.2	< 0.2	< 0.2 *	< 0.2	< 0.20	< 0.20	< 0.20	< 0.54	< 0.22	< 0.11	< 0.11	< 0.50	< 0.50	< 0.46	< 0.2	< 0.2	< 0.2 *	< 0.2	< 0.20	< 0.20	< 0.20	< 0.54
Ethylbenzene	140	700	< 0.13	< 0.13	< 0.13	< 0.13	< 0.13	< 0.13	< 0.13	< 0.18	< 0.11	< 0.054	< 0.054	< 0.22	< 0.32	< 0.33	< 0.13	< 0.13	< 0.13	< 0.13	< 0.13	< 0.13	< 0.13	< 0.18
Isopropylbenzene	NE	NE	< 0.14	< 0.14	< 0.14	< 0.14	< 0.14	< 0.14	< 0.14	< 0.39	< 0.16	< 0.081	< 0.081	< 0.39	< 1.7	< 1.0	< 0.14	< 0.14	< 0.14	< 0.14	< 0.14	< 0.14	< 0.14	< 0.39
m,p-Xylene	400	2000	NA	NA	NA	NA	NA	NA	NA	NA	< 0.11	0.06 BJ	< 0.057	< 0.47	< 0.47	< 0.70	NA	NA	NA	NA	NA	NA	NA	NA
Methyl tert-butyl ether	12	60	< 0.24	< 0.24	< 0.24	< 0.24	< 0.24	< 0.24	< 0.24	< 0.39	< 0.28	< 0.14	< 0.14	< 1.2	< 1.2	< 1.1	< 0.24	< 0.24	< 0.24	< 0.24	< 0.24	< 0.24	< 0.24	< 0.39
Methylene chloride	0.5	5	< 0.68	< 0.68	< 0.68	< 0.68	< 0.68	< 0.68	< 0.68	< 1.6	< 0.28	< 0.14	< 0.24 U	< 0.58	< 0.58	< 0.32	< 0.68	< 0.68	< 0.68	< 0.68	< 0.68	< 0.68	< 0.68	< 1.6
Naphthalene	10	100	< 0.16	< 0.16	< 0.16	< 0.16	< 0.16	< 0.16	< 0.16	< 0.34	< 0.18	< 0.088	< 0.088	< 1.2	< 1.2	< 1.1	< 0.16	< 0.16	< 0.16	< 0.16	< 0.16	< 0.16	< 0.16	< 0.34
n-Butylbenzene	NE	NE	< 0.13	< 0.13	< 0.13	< 0.13	< 0.13	< 0.13	< 0.13	< 0.39	< 0.28	< 0.14	< 0.14	< 0.71	< 0.71	< 0.86	< 0.13	< 0.13	< 0.13	< 0.13	< 0.13	< 0.13	< 0.13	< 0.39
n-Hexane	120	600	NA	NA	NA	NA	NA	NA	NA	NA	< 0.42	< 0.21	< 0.21	< 1.7	< 1.7	< 1.5	NA	NA	NA	NA	NA	NA	NA	NA
n-Propylbenzene	NE	NE	< 0.13	< 0.13	< 0.13	< 0.13	< 0.13	< 0.13	< 0.13	< 0.41	< 0.20	< 0.1	< 0.10	< 0.81	< 0.81	< 0.35	< 0.13	< 0.13	< 0.13	< 0.13	< 0.13	< 0.13	< 0.13	< 0.41
o-Xylene	400	2000	NA	NA	NA	NA	NA	NA	NA	NA	< 0.12	< 0.058	< 0.058	< 0.26	< 0.26	< 0.35	NA	NA	NA	NA	NA	NA	NA	NA
p-Isopropyltoluene	NE	NE	< 0.17	< 0.17	< 0.17	< 0.17	< 0.17	< 0.17	< 0.17	< 0.36	< 0.17	< 0.085	< 0.085	< 0.80	< 0.80	< 1.0	< 0.17	< 0.17	< 0.17	< 0.17	< 0.17	< 0.17	< 0.17	< 0.36
sec-Butylbenzene	NE	NE	< 0.15	< 0.15	< 0.15	< 0.15	< 0.15	< 0.15	< 0.15	< 0.40	< 0.26	< 0.13	< 0.13	< 0.85	< 0.85	< 0.42	< 0.15	< 0.15	< 0.15	< 0.15	< 0.15	< 0.15	< 0.15	< 0.40
Styrene	10	100	< 0.1	< 0.1	< 0.1	< 0.1	< 0.10	< 0.10	< 0.10	< 0.39	< 0.13	< 0.065	< 0.065	< 0.47	< 3.0	< 0.36	< 0.1	< 0.1	< 0.1	< 0.1	< 0.10	< 0.10	< 0.10	< 0.39
tert-Butylbenzene	NE	NE	< 0.14	< 0.14	< 0.14	< 0.14	< 0.14	< 0.14	< 0.14	< 0.40	< 0.24	< 0.12	< 0.12	< 0.30	< 0.30	< 0.59	< 0.14	< 0.14	< 0.14	< 0.14	< 0.14	< 0.14	< 0.14	< 0.40
Tetrachloroethene	0.5	5	***23***	***330***	***90***	***94***	***330***	***110***	***120***	***89***	***68***	***45***	***53***	***59***	***62.6***	***52.7 J+***	***14***	***11***	***23***	***37***	***38***	***35***	***27***	***33***
Toluene	160	800	< 0.11	< 0.11	< 0.11	< 0.11	< 0.11	< 0.11	< 0.11	< 0.15	0.16 J	< 0.053	< 0.053	< 0.17	< 0.27	< 0.29	< 0.11	< 0.11	< 0.11	< 0.11	< 0.11	< 0.11	< 0.11	< 0.15
trans-1,2-Dichloroethene	20	100	< 0.25	< 0.25	< 0.25	< 0.25	< 0.25	< 0.25	< 0.25	< 0.35	< 0.22	< 0.11	< 0.11	< 1.1	< 0.46	< 0.53	< 0.25	< 0.25	< 0.25	< 0.25	< 0.25	< 0.25	< 0.25	< 0.35
Trichloroethene	0.5	5	***3.8***	***44***	***12***	***13***	***30***	***16***	***12***	***10***	***9.2***	***7.1***	***6.6***	***9.6***	***9***	***7.4***	***2.1***	***2***	***3***	***6.1***	***6.1***	***6.9***	***5.3***	***5.7***
Trichlorofluoromethane	698	3490	< 0.19	< 0.19	< 0.19	< 0.19	< 1.0	< 1.0	< 1.0	< 1.0	< 1.0	< 0.5	< 0.13	< 0.21	< 0.21	< 0.42	< 0.19	< 0.19	< 0.19	< 0.19	< 1.0	< 1.0	< 1.0	< 1.0
Vinyl chloride	0.02	0.2	< 0.1	< 0.1	< 0.1	< 0.1	< 0.10	< 0.10	< 0.10	< 0.20	< 0.32	< 0.16	< 0.16	< 0.17	< 0.17	< 0.17	< 0.1	< 0.1	< 0.1	< 0.1	< 0.10	< 0.10	< 0.10	< 0.20
Xylenes, Total	400	2000	< 0.068	< 0.068	< 0.068	< 0.068	< 0.068	< 0.068	< 0.068	< 0.22	< 0.12	< 0.12	< 0.12	< 1.5	< 1.5	< 1.0	< 0.068	< 0.068	< 0.068	< 0.068	< 0.068	< 0.068	< 0.068	< 0.22
Total PCBs																								
Aroclor-1016	0.003	0.03	NA	NA	NA	NA	NA	NA	NA	NA	NA	NA	NA	NA	NA	NA	NA	NA	NA	NA	NA	NA	NA	NA
Aroclor-1232	0.003	0.03	NA	NA	NA	NA	NA	NA	NA	NA	NA	NA	NA	NA	NA	NA	NA	NA	NA	NA	NA	NA	NA	NA
Aroclor-1242	0.003	0.03	NA	NA	NA	NA	NA	NA	NA	NA	NA	NA	NA	NA	NA	NA	NA	NA	NA	NA	NA	NA	NA	NA
Aroclor-1248	0.003	0.03	NA	NA	NA	NA	NA	NA	NA	NA	NA	NA	NA	NA	NA	NA	NA	NA	NA	NA	NA	NA	NA	NA
Total Detected PCBs	0.003	0.03	NA	NA	NA	NA	NA	NA	NA	NA	NA	NA	NA	NA	NA	NA	NA	NA	NA	NA	NA	NA	NA	NA
Dissolved PCBs																								
Aroclor-1016	0.003	0.03	NA	NA	NA	NA	NA	NA	NA	NA	NA	NA	NA	NA	NA	NA	NA	NA	NA	NA	NA	NA	NA	NA
Aroclor-1232	0.003	0.03	NA	NA	NA	NA	NA	NA	NA	NA	NA	NA	NA	NA	NA	NA	NA	NA	NA	NA	NA	NA	NA	NA
Aroclor-1242	0.003	0.03	NA	NA	NA	NA	NA	NA	NA	NA	NA	NA	NA	NA	NA	NA	NA	NA	NA	NA	NA	NA	NA	NA
Aroclor-1248	0.003	0.03	NA	NA	NA	NA	NA	NA	NA	NA	NA	NA	NA	NA	NA	NA	NA	NA	NA	NA	NA	NA	NA	NA
Total Detected PCBs	0.003	0.03	NA	NA	NA	NA	NA	NA	NA	NA	NA	NA	NA	NA	NA	NA	NA	NA	NA	NA	NA	NA	NA	NA
Solids																								
Total Dissolved Solids (mg/L)	NE	NE	NA	NA	NA	NA	NA	NA	NA	NA	NA	NA	NA	NA	NA	NA	NA	NA	NA	NA	NA	NA	NA	NA
Total Suspended Solids (TSS) (mg/L)	NE	NE	NA	NA	NA	NA	NA	NA	NA	NA	NA	NA	NA	NA	NA	NA	NA	NA	NA	NA	NA	NA	NA	NA

Notes on Page 61.

Table 7: Groundwater Analytical Results Summary
Madison-Kipp Corporation
Madison, Wisconsin

WELL ID			MP-16	MP-16	MP-16	MP-16	MP-16	MP-16	MP-16	MP-16	MP-16	MP-16	MP-16	MP-16	MP-16	MP-16	MP-16	MP-16	MP-16	MP-16	MP-16	MP-16	MP-16	MP-16	MP-16
SCREEN INTERVAL (feet bgs)	PREVENTIVE	ENFORCEMENT	140 - 144 ft	140 - 144 ft	140 - 144 ft	140 - 144 ft	140 - 144 ft	140 - 144 ft	140 - 144 ft	140 - 144 ft	140 - 144 ft	140 - 144 ft	140 - 144 ft	140 - 144 ft	140 - 144 ft	140 - 144 ft	175 - 179 ft	175 - 179 ft	175 - 179 ft	175 - 179 ft	175 - 179 ft	175 - 179 ft	175 - 179 ft	175 - 179 ft	175 - 179 ft
SAMPLE DATE	ACTION LIMIT	STANDARD	01/20/2016	04/19/2016	07/18/2016	10/11/2016	1/18/2017	04/10/2017	10/02/2017	04/02/2018	10/08/2018	04/08/2019	10/09/2019	10/13/2020	04/12/2021	10/12/2021	01/22/2013	04/16/2013	07/23/2013	10/09/2013	04/15/2014	10/16/2014	04/13/2015	10/15/2015	10/11/2016
VOCs																									
1,1,1,2-Tetrachloroethane	7	70	< 0.11	< 0.22	< 0.11	< 0.11	< 0.11	< 0.11	< 0.11	< 0.11	< 0.11	< 0.27	< 0.27	< 0.27	< 0.36	< 0.36	< 0.25	< 0.25	< 0.25	< 0.25	< 0.25	< 0.25	< 0.25	< 0.46	< 0.11
1,1,1-Trichloroethane	40	200	< 0.10	< 0.20	< 0.10	< 0.10	< 0.10	< 0.10	< 0.1	< 0.10	< 0.10	< 0.24	< 0.24	< 0.24	< 0.30	< 0.30	< 0.2	< 0.2	< 0.2	< 0.2	< 0.20	< 0.20	< 0.20	< 0.38	< 0.10
1,1,2-Trichloroethane	0.5	5	< 0.10	< 0.20	< 0.10	< 0.10	< 0.10	< 0.10	< 0.1	< 0.10	< 0.10	< 0.55	< 0.55	< 0.55	< 0.34	< 0.34	< 0.28	< 0.28	< 0.28	< 0.28	< 0.28	< 0.28	< 0.28	< 0.35	< 0.10
1,1-Dichloroethene	0.7	7	< 0.14	< 0.28	< 0.14	< 0.14	< 0.14	< 0.14	< 0.14	< 0.14	< 0.14	< 0.24	< 0.24	< 0.24	< 0.58	< 0.58	< 0.31	< 0.31	< 0.31	< 0.31	< 0.31	< 0.31	< 0.31	< 0.39	< 0.14
1,2,4-Trimethylbenzene	96	480	< 0.060	< 0.12	< 0.060	< 0.060	< 0.060	< 0.060	< 0.06	< 0.060	< 0.060	< 0.84	< 0.84	< 0.84	< 0.45	< 0.45	< 0.14	< 0.14	< 0.14	< 0.14	< 0.14	< 0.14	< 0.14	< 0.36	< 0.060
1,2-Dibromoethane	0.005	0.05	< 0.13	< 0.26	< 0.13	< 0.13	< 0.13	< 0.13	< 0.13	< 0.13	< 0.13	< 0.83	< 0.83	< 0.83	< 0.31	< 0.31	< 0.36	< 0.36	< 0.36	< 0.36	< 0.36	< 0.36	< 0.36	< 0.39	< 0.13
1,2-Dichlorobenzene	60	600	< 0.076	< 0.15	< 0.076	< 0.076	< 0.076	< 0.076	< 0.076	< 0.076	< 0.076	< 0.71	< 0.71	< 0.71	< 0.33	< 0.33	< 0.27	< 0.27	< 0.27	< 0.27	< 0.27	< 0.27	< 0.27	< 0.33	< 0.076
1,2-Dichloroethane	0.5	5	< 0.078	< 0.16	< 0.078	< 0.078	< 0.078	< 0.078	< 0.078	< 0.078	< 0.078	< 0.28	< 0.28	< 0.28	< 0.29	< 0.29	< 0.28	< 0.28	< 0.28	< 0.28	< 0.28	< 0.28	< 0.28	< 0.39	< 0.078
1,2-Dichloropropane	0.5	5	< 0.10	< 0.20	< 0.10	< 0.10	< 0.10	< 0.10	< 0.1	< 0.10	< 0.10	< 0.28	< 0.28	< 0.28	< 0.45	< 0.45	< 0.2	< 0.2	< 0.2	< 0.2	< 0.20	< 0.20	< 0.20	< 0.43	< 0.10
1,2,3-Trichlorobenzene	NE	NE	< 0.045	< 0.090	< 0.045	< 0.045	< 0.045	< 0.045	< 0.045	< 0.045	< 0.045	< 0.63	< 0.63	< 2.2	< 1.0	< 1.0	< 0.24	< 0.24	< 0.24	< 0.24	< 0.24	< 0.24	< 0.24	< 0.46	< 0.045
1,2,4-Trichlorobenzene	14	70	< 0.077	< 0.15	< 0.077	< 0.077	< 0.077	< 0.077	< 0.077	< 0.077	< 0.077	< 0.95	< 0.95	< 0.95	< 0.95	< 0.95	< 0.31	< 0.31	< 0.31	< 0.31	< 0.31	< 0.31	< 0.31	< 0.34	< 0.077
1,3,5-Trimethylbenzene	96	480	< 0.075	< 0.15	< 0.075	< 0.075	< 0.075	< 0.075	< 0.075	< 0.075	< 0.075	< 0.87	< 0.87	< 0.87	< 0.36	< 0.36	< 0.18	< 0.18	< 0.18	< 0.18	< 0.18	< 0.18	< 0.18	< 0.25	< 0.075
2-Butanone	800	4000	< 3.0	< 6.0	< 3.0	< 3.0	< 3.0	< 3.0	< 3	< 3.0	< 3.0	< 2.9	< 2.9	< 2.9	< 6.5	< 6.5	NA	NA	NA	NA	NA	NA	NA	NA	< 3.0
2-Hexanone	NE	NE	2.2 J	< 1.9	< 0.95	< 0.95	< 0.95	< 0.95	< 0.95	< 0.95	< 0.95	< 2.5	< 2.5	< 5.2	< 6.3	< 6.3	NA	NA	NA	NA	NA	NA	NA	NA	< 0.95
4-Methyl-2-pentanone	50	500	< 0.77	< 1.5	< 0.77	< 0.77	< 0.77	< 0.77	< 0.77	< 0.77	< 0.77	< 1.5	< 1.5	< 4.6	< 6.0	< 6.0	NA	NA	NA	NA	NA	NA	NA	NA	< 0.77
Acetone	1800	9000	< 3.4	< 6.8	< 3.4	< 3.4	< 3.4	< 3.4	< 3.4	< 3.4	< 5.5 U	< 2.7	< 2.7	< 2.7	< 8.6	< 8.6	NA	NA	NA	NA	NA	NA	NA	NA	< 3.4
Benzene	0.5	5	< 0.089	< 0.18	< 0.089	< 0.089	< 0.089	< 0.089	< 0.089	< 0.089	< 0.089	< 0.25	< 0.25	< 0.25	< 0.30	< 0.30	< 0.074	< 0.074	< 0.074	< 0.074	< 0.074	< 0.074	< 0.074	< 0.15	< 0.089
Bromodichloromethane	0.06	0.6	< 0.077	< 0.15	< 0.077	< 0.077	< 0.077	< 0.077	< 0.077	< 0.077	< 0.077	< 0.36	< 0.36	< 0.36	< 0.42	< 0.42	< 0.17	< 0.17	< 0.17	< 0.17	< 0.17	< 0.17	< 0.17	< 0.37	< 0.077
Bromoform	0.44	4.4	< 0.088	< 0.18	< 0.088	< 0.088	< 0.088	< 0.088	< 0.088	< 0.088	< 0.088	< 4.0	< 4.0	< 4.0	< 3.8	< 3.8	< 0.28	< 0.28	< 0.28	< 0.28	< 0.28	< 0.28	< 0.28	< 0.48	< 0.088
Bromomethane	1	10	< 0.59	< 1.2	< 0.59	< 0.59	< 0.59	< 0.59	< 0.59	< 0.59	< 0.59	< 0.97	< 0.97	< 0.97	< 1.2	< 1.2	< 0.31	< 0.31	< 0.31	< 0.31	< 0.31	< 0.31	< 0.31	< 0.80	< 0.59
Carbon disulfide	200	1000	< 0.053	< 0.11	< 0.053	< 0.053	< 0.053	< 0.053	< 0.053	< 0.053	< 0.053	< 0.37	< 0.37	< 0.45	< 1.1	< 1.1	NA	NA	NA	NA	NA	NA	NA	NA	< 0.053
Carbon tetrachloride	0.5	5	< 0.038	< 0.076	< 0.038	< 0.038	< 0.038	< 0.038	< 0.038	< 0.038	< 0.038	< 0.17	< 0.17	< 1.1	< 0.37	< 0.37	< 0.26	< 0.26	< 0.26	< 0.26	< 0.26	< 0.26	< 0.26	< 0.38	< 0.038
Chloroform	0.6	6	< 0.062	< 0.12	< 0.062	< 0.062	< 0.062	< 0.062	< 0.062	< 0.062	< 0.062	< 1.3	< 1.3	< 1.3	< 1.2	< 1.2	< 0.2	< 0.2	< 0.2	< 0.2	< 0.20	< 0.20	< 0.20	< 0.37	< 0.062
Chloromethane	3	30	< 0.16	< 0.32	< 0.16	0.60 BJ	0.55 BJ	< 0.16	0.4 J	< 0.16	< 0.59 U	< 2.2	< 2.2	< 2.2	< 1.6	< 1.6	< 0.18	< 0.18	< 0.18	< 0.18	< 0.18	< 0.18	< 0.18	< 0.32	< 0.16
cis-1,2-Dichloroethene	7	70	1.2	1.4	1.4	1.7	1.5 B	1.5	1.8	2.2	2.0	2.4	3.9	3.6	3.4	3.0	1.9	0.99 J	< 0.12	< 0.12	< 0.12	< 0.12	< 0.12	< 0.41	< 0.11
Dichlorodifluoromethane	200	1000	< 0.11	< 0.22	< 0.11	< 0.11	< 0.11	< 0.11	< 0.11	< 0.11	< 0.11	< 0.50	< 0.50	< 0.50	< 0.46	< 0.46	< 0.2	< 0.2	< 0.2 *	< 0.2	< 0.20	< 0.20	< 0.20	< 0.54	< 0.11
Ethylbenzene	140	700	< 0.054	< 0.11	< 0.054	< 0.054	< 0.054	< 0.054	< 0.054	< 0.054	< 0.054	< 0.22	< 0.22	< 0.32	< 0.33	< 0.33	< 0.13	< 0.13	< 0.13	< 0.13	< 0.13	< 0.13	< 0.13	< 0.18	< 0.054
Isopropylbenzene	NE	NE	< 0.081	< 0.16	< 0.081	< 0.081	< 0.081	< 0.081	< 0.081	< 0.081	< 0.081	< 0.39	< 0.39	< 1.7	< 1.0	< 1.0	< 0.14	< 0.14	< 0.14	< 0.14	< 0.14	< 0.14	< 0.14	< 0.39	< 0.081
m,p-Xylene	400	2000	< 0.057	< 0.11	< 0.057	< 0.057	< 0.057	< 0.057	< 0.057	0.060 J	< 0.057	< 0.47	< 0.47	< 0.47	< 0.70	< 0.70	NA	NA	NA	NA	NA	NA	NA	NA	< 0.057
Methyl tert-butyl ether	12	60	< 0.14	< 0.28	< 0.14	< 0.14	< 0.14	< 0.14	< 0.14	< 0.14	< 0.14	< 1.2	< 1.2	< 1.2	< 1.1	< 1.1	< 0.24	< 0.24	< 0.24	< 0.24	< 0.24	< 0.24	< 0.24	< 0.39	< 0.14
Methylene chloride	0.5	5	0.35 J	< 0.28	< 0.14	< 0.14	0.27 BJ	< 0.14	< 0.14	0.24 J	< 0.25 U	< 0.58	< 0.58	< 0.58	< 0.32	< 0.32	< 0.68	< 0.68	< 0.68	< 0.68	< 0.68	< 0.68	< 0.68	< 1.6	< 0.14
Naphthalene	10	100	< 0.088	< 0.18	< 0.088	< 0.088	< 0.088	< 0.088	< 0.088	< 0.088	< 0.088	< 1.2	< 1.2	< 1.2	< 1.1	< 1.1	< 0.16	< 0.16	< 0.16	< 0.16	< 0.16	< 0.16	< 0.16	< 0.34	< 0.088
n-Butylbenzene	NE	NE	< 0.14	< 0.28	< 0.14	< 0.14	< 0.14	< 0.14	< 0.14	< 0.14	< 0.14	< 0.71	< 0.71	< 0.71	< 0.86	< 0.86	< 0.13	< 0.13	< 0.13	< 0.13	< 0.13	< 0.13	< 0.13	< 0.39	< 0.14
n-Hexane	120	600	< 0.21	< 0.42	< 0.21	< 0.21	< 0.21	< 0.21	< 0.21	< 0.21	< 0.21	< 1.7	< 1.7	< 1.7	< 1.5	< 1.5	NA	NA	NA	NA	NA	NA	NA	NA	< 0.21
n-Propylbenzene	NE	NE	< 0.10	< 0.20	< 0.10	< 0.10	< 0.10	< 0.10	< 0.1	< 0.10	< 0.10	< 0.81	< 0.81	< 0.81	< 0.35	< 0.35	< 0.13	< 0.13	< 0.13	< 0.13	< 0.13	< 0.13	< 0.13	< 0.41	< 0.10
o-Xylene	400	2000	< 0.058	< 0.12	< 0.058	< 0.058	< 0.058	< 0.058	< 0.058	< 0.058	< 0.058	< 0.26	< 0.26	< 0.26	< 0.35	< 0.35	NA	NA	NA	NA	NA	NA	NA	NA	< 0.058
p-Isopropyltoluene	NE	NE	< 0.085	< 0.17	< 0.085	< 0.085	< 0.085	< 0.085	< 0.085	< 0.085	< 0.085	< 0.80	< 0.80	< 0.80	< 1.0	< 1.0	< 0.17	< 0.17	< 0.17	< 0.17	< 0.17	< 0.17	< 0.17	< 0.36	< 0.085
sec-Butylbenzene	NE	NE	< 0.13	< 0.26	< 0.13	< 0.13	< 0.13	< 0.13	< 0.13	< 0.13	< 0.13	< 0.85	< 0.85	< 0.85	< 0.42	< 0.42	< 0.15	< 0.15	< 0.15	< 0.15	< 0.15	< 0.15	< 0.15	< 0.40	< 0.13
Styrene	10	100	< 0.065	< 0.13	< 0.065	< 0.065	< 0.065	< 0.065	< 0.065	< 0.065	< 0.065	< 0.47	< 0.47	< 3.0	< 0.36	< 0.36	< 0.1	< 0.1	< 0.1	< 0.1	< 0.10	< 0.10	< 0.10	< 0.39	< 0.065
tert-Butylbenzene	NE	NE	< 0.12	< 0.24	< 0.12	< 0.12	< 0.12	< 0.12	< 0.12	< 0.12	< 0.12	< 0.30	< 0.30	< 0.30	< 0.59	< 0.59	< 0.14	< 0.14	< 0.14	< 0.14	< 0.14	< 0.14	< 0.14	< 0.40	< 0.12
Tetrachloroethene	0.5	5	***30***	***28***	***35***	***29***	***26***	***37***	***30***	***38***	***28***	***37.8***	***52.2***	***62.7***	***68***	***50.5 J+***	***13***	***6.7***	***2.2***	***3.7***	***3.8***	***4.8***	***4.2***	***2.7***	***3.1***
Toluene	160	800	< 0.053	< 0.11	< 0.053	< 0.053	0.14 BJ	< 0.053	< 0.053	0.060 J	< 0.053	< 0.17	< 0.17	< 0.27	< 0.29	< 0.29	< 0.11	< 0.11	< 0.11	< 0.11	< 0.11	< 0.11	< 0.11	< 0.15	0.080 J
trans-1,2-Dichloroethene	20	100	< 0.11	< 0.22	< 0.11	< 0.11	< 0.11	< 0.11	< 0.11	< 0.11	< 0.11	< 1.1	< 1.1	< 0.46	< 0.53	< 0.53	< 0.25	< 0.25	< 0.25	< 0.25	< 0.25	< 0.25	< 0.25	< 0.35	< 0.11
Trichloroethene	0.5	5	***5.1***	***5***	***5.9***	***6.1***	***5.2***	***6.4***	***6.3***	***8.2***	***6.1***	***7.9***	***11.3***	***12.7***	***13.2***	***9.5***	***2.2***	***1.2***	0.42 J	***0.98***	***0.87***	***0.98***	***0.69***	0.42 J	***0.54***
Trichlorofluoromethane	698	3490	< 0.50	< 1.0	< 0.50	< 0.50	< 0.50	< 0.50	< 0.5	< 0.5	< 0.13	< 0.21	< 0.21	< 0.21	< 0.42	< 0.42	< 0.19	< 0.19	< 0.19	< 0.19	< 1.0	< 1.0	< 1.0	< 1.0	< 0.50
Vinyl chloride	0.02	0.2	< 0.16	< 0.32	< 0.16	< 0.16	< 0.16	< 0.16	< 0.16	< 0.16	< 0.16	< 0.17	< 0.17	< 0.17	< 0.17	< 0.17	< 0.1	< 0.1	< 0.1	< 0.1	< 0.10	< 0.10	< 0.10	< 0.20	< 0.16
Xylenes, Total	400	2000	< 0.058	< 0.12	< 0.058	< 0.058	< 0.12	< 0.12	< 0.12	< 0.12	< 0.12	< 1.5	< 1.5	< 1.5	< 1.0	< 1.0	< 0.068	< 0.068	< 0.068	< 0.068	< 0.068	< 0.068	< 0.068	< 0.22	< 0.058
Total PCBs																									
Aroclor-1016	0.003	0.03	NA	NA	NA	NA	NA	NA	NA	NA	NA	NA	NA	NA	NA	NA	NA	NA	NA	NA	NA	NA	NA	NA	NA
Aroclor-1232	0.003	0.03	NA	NA	NA	NA	NA	NA	NA	NA	NA	NA	NA	NA	NA	NA	NA	NA	NA	NA	NA	NA	NA	NA	NA
Aroclor-1242	0.003	0.03	NA	NA	NA	NA	NA	NA	NA	NA	NA	NA	NA	NA	NA	NA	NA	NA	NA	NA	NA	NA	NA	NA	NA
Aroclor-1248	0.003	0.03	NA	NA	NA	NA	NA	NA	NA	NA	NA	NA	NA	NA	NA	NA	NA	NA	NA	NA	NA	NA	NA	NA	NA
Total Detected PCBs	0.003	0.03	NA	NA	NA	NA	NA	NA	NA	NA	NA	NA	NA	NA	NA	NA	NA	NA	NA	NA	NA	NA	NA	NA	NA
Dissolved PCBs																									
Aroclor-1016	0.003	0.03	NA	NA	NA	NA	NA	NA	NA	NA	NA	NA	NA	NA	NA	NA	NA	NA	NA	NA	NA	NA	NA	NA	NA
Aroclor-1232	0.003	0.03	NA	NA	NA	NA	NA	NA	NA	NA	NA	NA	NA	NA	NA	NA	NA	NA	NA	NA	NA	NA	NA	NA	NA
Aroclor-1242	0.003	0.03	NA	NA	NA	NA	NA	NA	NA	NA	NA	NA	NA	NA	NA	NA	NA	NA	NA	NA	NA	NA	NA	NA	NA
Aroclor-1248	0.003	0.03	NA	NA	NA	NA	NA	NA	NA	NA	NA	NA	NA	NA	NA	NA	NA	NA	NA	NA	NA	NA	NA	NA	NA
Total Detected PCBs	0.003	0.03	NA	NA	NA	NA	NA	NA	NA	NA	NA	NA	NA	NA	NA	NA	NA	NA	NA	NA	NA	NA	NA	NA	NA
Solids																									
Total Dissolved Solids (mg/L)	NE	NE	NA	NA	NA	NA	NA	NA	NA	NA	NA	NA	NA	NA	NA	NA	NA	NA	NA	NA	NA	NA	NA	NA	NA
Total Suspended Solids (TSS) (mg/L)	NE	NE	NA	NA	NA	NA	NA	NA	NA	NA	NA	NA	NA	NA	NA	NA	NA	NA	NA	NA	NA	NA	NA	NA	NA

Notes on Page 61.

Table 7: Groundwater Analytical Results Summary
Madison-Kipp Corporation
Madison, Wisconsin

WELL ID			MP-16	MP-16	MP-16	MP-16	MP-16	MW-17	MW-17	MW-17	MW-17	MW-17	MW-17	MW-17	MW-17	MW-17	MW-17	MW-17	MW-17	MW-17	MW-17	MW-17	MW-17	MW-17	MW-17
SCREEN INTERVAL (feet bgs)	PREVENTIVE	ENFORCEMENT	175 - 179 ft	175 - 179 ft	175 - 179 ft	175 - 179 ft	175 - 179 ft	160 - 170 ft	160 - 170 ft	160 - 170 ft	160 - 170 ft	160 - 170 ft	160 - 170 ft	160 - 170 ft	160 - 170 ft	160 - 170 ft	160 - 170 ft	160 - 170 ft	160 - 170 ft	160 - 170 ft	160 - 170 ft	160 - 170 ft	160 - 170 ft	160 - 170 ft	160 - 170 ft	160 - 170 ft
SAMPLE DATE	ACTION LIMIT	STANDARD	10/02/2017	10/08/2018	10/09/2019	10/13/2020	10/12/2021	01/17/2013	04/20/2013	07/18/2013	10/08/2013	04/22/2014	10/22/2014	04/15/2015	10/22/2015	01/22/2016	04/20/2016	07/19/2016	10/12/2016	1/20/2017	04/12/2017	10/09/2017	04/04/2018	10/15/2018	04/11/2019	10/11/2019
VOCs																									
1,1,1,2-Tetrachloroethane	7	70	< 0.11	< 0.11	< 0.27	< 0.27	< 0.36	< 0.5	< 0.5	< 0.25	< 0.5	< 0.50	< 0.50	< 1.3	< 0.92	< 5.5	< 11	< 2.8	< 2.2	< 5.5	< 5.5	< 2.8	< 2.8	< 5.5	< 2.7	< 2.7
1,1,1-Trichloroethane	40	200	< 0.1	< 0.10	< 0.24	< 0.24	< 0.30	< 0.4	< 0.4	< 0.2	< 0.4	< 0.40	< 0.40	< 1.0	< 0.76	< 5.0	< 10	< 2.5	< 2.0	< 5.0	< 5.0	< 2.5	< 2.5	< 5.0	< 2.4	< 2.4
1,1,2-Trichloroethane	0.5	5	< 0.1	< 0.10	< 0.55	< 0.55	< 0.34	< 0.56	***11***	< 0.28	< 0.56	< 0.56	< 0.56	< 1.4	< 0.70	< 5.0	< 10	< 2.5	< 2.0	< 5.0	< 5.0	< 2.5	< 2.5	< 5.0	< 5.5	< 5.5
1,1-Dichloroethene	0.7	7	< 0.14	< 0.14	< 0.24	< 0.24	< 0.58	< 0.62	< 0.62	< 0.31	< 0.62	< 0.62	< 0.62	< 1.6	< 0.78	< 7.0	< 14	< 3.5	< 2.8	< 7.0	< 7.0	< 3.5	< 3.5	< 7.0	< 2.4	< 2.4
1,2,4-Trimethylbenzene	96	480	< 0.06	< 0.060	< 0.84	< 0.84	< 0.45	< 0.28	< 0.28	< 0.14	< 0.28	< 0.28	< 0.28	< 0.70	< 0.72	< 3.0	< 6.0	< 1.5	< 1.2	< 3.0	< 3.0	< 1.5	< 1.5	< 3.0	< 8.4	< 8.4
1,2-Dibromoethane	0.005	0.05	< 0.13	< 0.13	< 0.83	< 0.83	< 0.31	< 0.72	< 0.72	< 0.36	< 0.72	< 0.72	< 0.72	< 1.8	< 0.77	< 6.5	< 13	< 3.3	< 2.6	< 6.5	< 6.5	< 3.3	< 3.3	< 6.5	< 8.3	< 8.3
1,2-Dichlorobenzene	60	600	< 0.076	< 0.076	< 0.71	< 0.71	< 0.33	< 0.54	< 0.54	< 0.27	< 0.54	< 0.54	< 0.54	< 1.4	< 0.67	< 3.8	< 7.6	< 1.9	< 1.5	< 3.8	< 3.8	< 1.9	< 1.9	< 3.8	< 7.1	< 7.1
1,2-Dichloroethane	0.5	5	< 0.078	< 0.078	< 0.28	< 0.28	< 0.29	< 0.56	< 0.56	< 0.28	< 0.56	< 0.56	< 0.56	< 1.4	< 0.78	< 3.9	< 7.8	< 2.0	< 1.6	< 3.9	< 3.9	< 2	< 2	< 3.9	< 2.8	< 2.8
1,2-Dichloropropane	0.5	5	< 0.1	< 0.10	< 0.28	< 0.28	< 0.45	< 0.4	< 0.4	< 0.2	< 0.4	< 0.40	< 0.40	< 1.0	< 0.86	< 5.0	< 10	< 2.5	< 2.0	< 5.0	< 5.0	< 2.5	< 2.5	< 5.0	< 2.8	< 2.8
1,2,3-Trichlorobenzene	NE	NE	< 0.045	< 0.045	< 0.63	< 2.2	< 1.0	< 0.48	< 0.48	< 0.24	< 0.48	< 0.48	< 0.48	< 1.2	< 0.92	< 2.3	< 4.5	< 1.1	< 0.90	< 2.3	< 2.3	< 1.1	< 1.1	< 2.3	< 6.3	< 6.3
1,2,4-Trichlorobenzene	14	70	< 0.077	< 0.077	< 0.95	< 0.95	< 0.95	< 0.62	< 0.62	< 0.31	< 0.62	< 0.62	< 0.62	< 1.6	< 0.68	< 3.9	< 7.7	< 1.9	< 1.5	< 3.9	< 3.9	< 1.9	< 1.9	< 3.9	< 9.5	< 9.5
1,3,5-Trimethylbenzene	96	480	< 0.075	< 0.075	< 0.87	< 0.87	< 0.36	< 0.36	< 0.36	< 0.18	< 0.36	< 0.36	< 0.36	< 0.90	< 0.51	< 3.8	< 7.5	< 1.9	< 1.5	< 3.8	< 3.8	< 1.9	< 1.9	< 3.8	< 8.7	< 8.7
2-Butanone	800	4000	< 3	< 3.0	< 2.9	< 2.9	< 6.5	NA	NA	NA	NA	NA	NA	NA	NA	< 150	< 300	< 75	< 60	< 150	< 150	< 75	< 75	< 150	< 29.4	< 29.4
2-Hexanone	NE	NE	< 0.95	< 0.95	< 2.5	< 5.2	< 6.3	NA	NA	NA	NA	NA	NA	NA	NA	< 48	< 95	< 24	< 19	< 48	< 48	< 24	< 24	< 48	< 24.6	< 24.6
4-Methyl-2-pentanone	50	500	< 0.77	< 0.77	< 1.5	< 4.6	< 6.0	NA	NA	NA	NA	NA	NA	NA	NA	< 39	< 77	< 19	< 15	< 39	< 39	< 19	< 19	< 39	< 15.3	< 15.3
Acetone	1800	9000	< 3.4	< 3.8 U	< 2.7	< 2.7	< 8.6	NA	NA	NA	NA	NA	NA	NA	NA	< 170	< 340	< 85	< 68	< 170	< 170	< 85	< 85	< 170	< 27.4	< 27.4
Benzene	0.5	5	< 0.089	< 0.089	< 0.25	< 0.25	< 0.30	***20***	***1.2***	< 0.074	< 0.15	< 0.15	< 0.15	< 0.37	< 0.29	< 4.5	< 8.9	< 2.2	< 1.8	< 4.5	< 4.5	< 2.2	< 2.2	< 4.5	< 2.5	< 2.5
Bromodichloromethane	0.06	0.6	< 0.077	< 0.077	< 0.36	< 0.36	< 0.42	< 0.34	< 0.34	< 0.17	< 0.34	< 0.34	< 0.34	< 0.85	< 0.74	< 3.9	< 7.7	< 1.9	< 1.5	< 3.9	< 3.9	< 1.9	< 1.9	< 3.9	< 3.6	< 3.6
Bromoform	0.44	4.4	< 0.088	< 0.088	< 4.0	< 4.0	< 3.8	< 0.56	< 0.56	< 0.28	< 0.56	< 0.56	< 0.56	< 1.4	< 0.97	< 4.4	< 8.8	< 2.2	< 1.8	< 4.4	< 4.4	< 2.2	< 2.2	< 4.4	< 39.7	< 39.7
Bromomethane	1	10	< 0.59	< 0.59	< 0.97	< 0.97	< 1.2	< 0.62	< 0.62	< 0.31	< 0.62	< 0.62	< 0.62	< 1.6	< 1.6	< 30	< 59	< 15	< 12	< 30	< 30	< 15	< 15	< 30	< 9.7	< 9.7
Carbon disulfide	200	1000	< 0.053	0.11 J	< 0.37	< 0.45	< 1.1	NA	NA	NA	NA	NA	NA	NA	NA	< 2.7	< 5.3	< 1.3	< 1.1	< 2.7	18 J	< 1.3	< 1.3	< 2.7	< 3.7	< 3.7
Carbon tetrachloride	0.5	5	< 0.038	< 0.038	< 0.17	< 1.1	< 0.37	***1.2 J***	< 0.52	< 0.26	< 0.52	< 0.52	< 0.52	< 1.3	< 0.77	< 1.9	< 3.8	< 0.95	< 0.76	< 1.9	< 1.9	< 0.95	< 0.95	< 1.9	< 1.7	< 1.7
Chloroform	0.6	6	< 0.062	< 0.062	< 1.3	< 1.3	< 1.2	***1.8 J***	< 0.4	***0.86 J***	< 0.4	***1.1 J***	***1.5 J***	< 1.0	***2.8***	***3.5 J***	***14 BJ***	***3.5 J***	***4.2 J***	***6.5 BJ***	***13 J***	***4.5 J***	***3.0 J***	< 7.0 U	< 12.7	< 12.7
Chloromethane	3	30	0.81 J	< 0.61 U	< 2.2	< 2.2	< 1.6	< 0.36	< 0.36	< 0.18	< 0.36	< 0.36	< 0.36	< 0.90	< 0.64	< 8.0	< 16	< 4.0	***15 BJ***	< 8.0	***22 J+***	***9.3 J***	< 4	< 19 U	< 21.9	< 21.9
cis-1,2-Dichloroethene	7	70	< 0.11	< 0.11	0.29 J	0.30 J	< 0.47	3.5	1.7 J	1.6	< 0.24	2.7	3.4	5.3	5.9	***7.5 J***	< 11	***8.8 J***	4.8 J	< 5.5	< 5.5	5.3 J	5.8 J	< 5.5	5.5 J	4.2 J
Dichlorodifluoromethane	200	1000	< 0.11	< 0.11	< 0.50	< 0.50	< 0.46	< 0.4	< 0.4	< 0.2	< 0.4	< 0.40	< 0.40	< 1.0	< 1.1	< 5.5	< 11	3.0 J	< 2.2	< 5.5	< 5.5	< 2.8	< 2.8	< 5.5	< 5.0	< 5.0
Ethylbenzene	140	700	< 0.054	< 0.054	< 0.22	< 0.32	< 0.33	< 0.26	< 0.26	< 0.13	< 0.26	< 0.26	< 0.26	< 0.65	< 0.37	< 2.7	< 5.4	< 1.4	< 1.1	< 2.7	< 2.7	< 1.4	< 1.4	< 2.7	< 2.2	< 2.2
Isopropylbenzene	NE	NE	< 0.081	< 0.081	< 0.39	< 1.7	< 1.0	< 0.28	< 0.28	< 0.14	< 0.28	< 0.28	< 0.28	< 0.70	< 0.77	< 4.1	< 8.1	< 2.0	< 1.6	< 4.1	< 4.1	< 2	< 2.0	< 4.1	< 3.9	< 3.9
m,p-Xylene	400	2000	< 0.057	< 0.057	< 0.47	< 0.47	< 0.70	NA	NA	NA	NA	NA	NA	NA	NA	< 2.9	< 5.7	< 1.4	< 1.1	< 2.9	< 2.9	< 1.4	< 1.4	< 2.9	< 4.7	< 4.7
Methyl tert-butyl ether	12	60	< 0.14	< 0.14	< 1.2	< 1.2	< 1.1	< 0.48	< 0.48	< 0.24	< 0.48	< 0.48	< 0.48	< 1.2	< 0.79	< 7.0	< 14	< 3.5	< 2.8	< 7.0	< 7.0	< 3.5	< 3.5	< 7.0	< 12.5	< 12.5
Methylene chloride	0.5	5	0.16 J	< 0.15 U	< 0.58	< 0.58	< 0.32	< 1.4	< 1.4	< 0.68	< 1.4	< 1.4	< 1.4	< 3.4	< 3.3	< 7.0	< 14	***6.5 BJ***	< 2.8	< 7.0	< 7.0	< 3.5	< 3.5	< 7.0	< 5.8	< 5.8
Naphthalene	10	100	< 0.088	< 0.088	< 1.2	< 1.2	< 1.1	< 0.32	< 0.32	< 0.16	< 0.32	< 0.32	< 0.32	< 0.80	< 0.67	< 4.4	< 8.8	< 2.2	< 1.8	< 4.4	< 4.4	2.8 BJ	< 2.2	< 4.4	< 11.8	< 11.8
n-Butylbenzene	NE	NE	< 0.14	< 0.14	< 0.71	< 0.71	< 0.86	< 0.26	< 0.26	< 0.13	< 0.26	< 0.26	< 0.26	< 0.65	< 0.78	< 7.0	< 14	< 3.5	< 2.8	< 7.0	< 7.0	< 3.5	< 3.5	< 7.0	< 7.1	< 7.1
n-Hexane	120	600	< 0.21	< 0.21	< 1.7	< 1.7	< 1.5	NA	NA	NA	NA	NA	NA	NA	NA	< 11	< 21	< 5.3	< 4.2	< 11	< 11	< 5.3	< 5.3	< 11	< 17.1	< 17.1
n-Propylbenzene	NE	NE	< 0.1	< 0.10	< 0.81	< 0.81	< 0.35	< 0.26	< 0.26	< 0.13	< 0.26	< 0.26	< 0.26	< 0.65	< 0.83	< 5.0	< 10	< 2.5	< 2.0	< 5.0	< 5.0	< 2.5	< 2.5	< 5.0	< 8.1	< 8.1
o-Xylene	400	2000	< 0.058	< 0.058	< 0.26	< 0.26	< 0.35	NA	NA	NA	NA	NA	NA	NA	NA	< 2.9	< 5.8	< 1.5	< 1.2	< 2.9	< 2.9	< 1.5	< 1.5	< 2.9	< 2.6	< 2.6
p-Isopropyltoluene	NE	NE	< 0.085	< 0.085	< 0.80	< 0.80	< 1.0	< 0.34	< 0.34	< 0.17	< 0.34	< 0.34	< 0.34	< 0.85	< 0.72	< 4.3	< 8.5	< 2.1	< 1.7	< 4.3	< 4.3	< 2.1	< 2.1	< 4.3	< 8.0	< 8.0
sec-Butylbenzene	NE	NE	< 0.13	< 0.13	< 0.85	< 0.85	< 0.42	< 0.3	< 0.3	< 0.15	< 0.3	< 0.30	< 0.30	< 0.75	< 0.80	< 6.5	< 13	< 3.3	< 2.6	< 6.5	< 6.5	< 3.3	< 3.3	< 6.5	< 8.5	< 8.5
Styrene	10	100	0.07 BJ	< 0.065	< 0.47	< 3.0	< 0.36	< 0.2	< 0.2	< 0.1	< 0.2	< 0.20	< 0.20	< 0.50	< 0.77	< 3.3	< 6.5	< 1.6	< 1.3	< 3.3	< 3.3	1.8 J	< 1.6	< 3.3	< 4.7	< 4.7
tert-Butylbenzene	NE	NE	< 0.12	< 0.12	< 0.30	< 0.30	< 0.59	< 0.28	< 0.28	< 0.14	< 0.28	< 0.28	< 0.28	< 0.70	< 0.80	< 6.0	< 12	< 3.0	< 2.4	< 6.0	< 6.0	< 3	< 3.0	< 6.0	< 3.0	< 3.0
Tetrachloroethene	0.5	5	***4.2***	***2.5***	***8.9***	***11.2***	***5.6 J+***	***1300***	***790***	***470***	***800***	***970***	***920***	***980***	***860***	***1200***	***1100***	***950***	***970***	***1000***	***680***	***790 B***	***870***	***880***	***831***	***747***
Toluene	160	800	< 0.053	< 0.053	< 0.17	< 0.27	< 0.29	1.8	< 0.22	0.69	< 0.22	< 0.22	< 0.22	< 0.55	< 0.30	< 2.7	< 5.3	< 1.3	< 1.1	7.0 BJ	6.5 J	< 1.3	1.3	< 2.7	< 1.7	< 1.7
trans-1,2-Dichloroethene	20	100	< 0.11	< 0.11	< 1.1	< 0.46	< 0.53	1.5 J	< 0.5	0.68 J	< 0.5	< 0.50	< 0.50	< 1.3	1.0 J	< 5.5	< 11	< 2.8	< 2.2	< 5.5	< 5.5	< 2.8	< 2.8	< 5.5	< 10.9	< 10.9
Trichloroethene	0.5	5	***0.64***	0.40 J	***1.6***	***1.8***	***0.82 J***	***86***	***46***	***33***	***49***	***51***	***55***	***67***	***63***	***80***	***69***	***66***	***68***	***59 B***	***52***	***59***	***64***	***63***	***67.6***	***60.7***
Trichlorofluoromethane	698	3490	< 0.5	< 0.13	< 0.21	< 0.21	< 0.42	< 0.38	< 0.38	< 0.19	< 0.38	< 2.0	< 2.0	< 5.0	< 2.0	< 25	< 50	< 13	< 10	< 25	< 25	< 13	< 13	< 6.5	< 2.1	< 2.1
Vinyl chloride	0.02	0.2	< 0.16	< 0.16	< 0.17	< 0.17	< 0.17	< 0.2	< 0.2	< 0.1	< 0.2	< 0.20	< 0.20	< 0.50	< 0.41	< 8.0	< 16	< 4.0	< 3.2	< 8.0	< 8.0	< 4	< 4.0	< 8.0	< 1.7	< 1.7
Xylenes, Total	400	2000	< 0.12	< 0.12	< 1.5	< 1.5	< 1.0	3.1	< 0.14	0.56 J	< 0.14	< 0.14	< 0.14	< 0.34	< 0.44	< 2.9	< 5.8	< 1.5	< 1.2	< 5.8	< 5.8	< 2.9	< 2.9	< 5.8	< 15.0	< 15.0
Total PCBs																										
Aroclor-1016	0.003	0.03	NA	NA	NA	NA	NA	< 0.17	NA	NA	NA	NA	NA	NA	NA	NA	NA	NA	NA	NA	NA	NA	NA	NA	NA	NA
Aroclor-1232	0.003	0.03	NA	NA	NA	NA	NA	< 0.093	NA	NA	NA	NA	NA	NA	NA	NA	NA	NA	NA	NA	NA	NA	NA	NA	NA	NA
Aroclor-1242	0.003	0.03	NA	NA	NA	NA	NA	< 0.13	NA	NA	NA	NA	NA	NA	NA	NA	NA	NA	NA	NA	NA	NA	NA	NA	NA	NA
Aroclor-1248	0.003	0.03	NA	NA	NA	NA	NA	< 0.11	NA	NA	NA	NA	NA	NA	NA	NA	NA	NA	NA	NA	NA	NA	NA	NA	NA	NA
Total Detected PCBs	0.003	0.03	NA	NA	NA	NA	NA	ND	NA	NA	NA	NA	NA	NA	NA	NA	NA	NA	NA	NA	NA	NA	NA	NA	NA	NA
Dissolved PCBs																										
Aroclor-1016	0.003	0.03	NA	NA	NA	NA	NA	NA	NA	NA	NA	NA	NA	NA	NA	NA	NA	NA	NA	NA	NA	NA	NA	NA	NA	NA
Aroclor-1232	0.003	0.03	NA	NA	NA	NA	NA	NA	NA	NA	NA	NA	NA	NA	NA	NA	NA	NA	NA	NA	NA	NA	NA	NA	NA	NA
Aroclor-1242	0.003	0.03	NA	NA	NA	NA	NA	NA	NA	NA	NA	NA	NA	NA	NA	NA	NA	NA	NA	NA	NA	NA	NA	NA	NA	NA
Aroclor-1248	0.003	0.03	NA	NA	NA	NA	NA	NA	NA	NA	NA	NA	NA	NA	NA	NA	NA	NA	NA	NA	NA	NA	NA	NA	NA	NA
Total Detected PCBs	0.003	0.03	NA	NA	NA	NA	NA	NA	NA	NA	NA	NA	NA	NA	NA	NA	NA	NA	NA	NA	NA	NA	NA	NA	NA	NA
Solids																										
Total Dissolved Solids (mg/L)	NE	NE	NA	NA	NA	NA	NA	NA	NA	NA	NA	NA	NA	NA	NA	NA	NA	NA	NA	NA	NA	NA	NA	NA	NA	NA
Total Suspended Solids (TSS) (mg/L)	NE	NE	NA	NA	NA	NA	NA	NA	NA	NA	NA	NA	NA	NA	NA	NA	NA	NA	NA	NA	NA	NA	NA	NA	NA	NA

Notes on Page 61.

Table 7: Groundwater Analytical Results Summary
Madison-Kipp Corporation
Madison, Wisconsin

WELL ID			MW-17	MW-17	MW-17[3]	MW-17	MW-18S	MW-18S	MW-18S	MW-18S	MW-18S	MW-18S	MW-18S	MW-18S	MW-18S	MW-18S	MW-18S	MW-18S	MW-18S	MW-18S	MW-18S	MW-18S
SCREEN INTERVAL (feet bgs)	PREVENTIVE	ENFORCEMENT	160 - 170 ft	160 - 170 ft	160 - 170 ft	160 - 170 ft	20 - 30 ft	20 - 30 ft	20 - 30 ft	20 - 30 ft	20 - 30 ft	20 - 30 ft	20 - 30 ft	20 - 30 ft	20 - 30 ft	20 - 30 ft	20 - 30 ft	20 - 30 ft	20 - 30 ft	20 - 30 ft	20 - 30 ft	20 - 30 ft
SAMPLE DATE	ACTION LIMIT	STANDARD	10/15/2020	04/15/2021	04/15/2021	10/14/2021	11/28/2012	12/18/2012	12/19/2012	12/28/2012	01/03/2013	01/15/2013	01/15/2013	01/31/2013	02/12/2013	02/12/2013	02/28/2013	03/12/2013	04/19/2013	07/17/2013	10/09/2013	04/22/2014	10/23/2014
VOCs																							
1,1,1,2-Tetrachloroethane	7	70	< 0.27	< 3.6	< 3.6	< 3.6	< 1.3	NA	NA	NA	NA	NA	< 0.25	NA	NA	< 0.5	NA	< 1.3	< 1.3	< 1.3	< 1.3	< 0.25	< 0.25
1,1,1-Trichloroethane	40	200	< 0.24	< 3.0	< 3.0	< 3.0	< 1	NA	NA	NA	NA	NA	< 0.2	NA	NA	< 0.4	NA	< 1	< 1	< 1	< 1	< 0.20	< 0.20
1,1,2-Trichloroethane	0.5	5	< 0.55	< 3.4	< 3.4	< 3.4	< 1.4	NA	NA	NA	NA	NA	< 0.28	NA	NA	< 0.56	NA	< 1.4	< 1.4	< 1.4	< 1.4	< 0.28	< 0.28
1,1-Dichloroethene	0.7	7	< 0.24	< 5.8	< 5.8	< 5.8	< 1.6	NA	NA	NA	NA	NA	< 0.31	NA	NA	< 0.62	NA	< 1.6	< 1.6	< 1.6	< 1.6	< 0.31	< 0.31
1,2,4-Trimethylbenzene	96	480	< 0.84	< 4.5	< 4.5	< 4.5	< 0.7	NA	NA	NA	NA	NA	< 0.14	NA	NA	< 0.28	NA	< 0.7	< 0.7	< 0.7	< 0.7	< 0.14	< 0.14
1,2-Dibromoethane	0.005	0.05	< 0.83	< 3.1	< 3.1	< 3.1	< 1.8	NA	NA	NA	NA	NA	< 0.36	NA	NA	< 0.72	NA	< 1.8	< 1.8	< 1.8	< 1.8	< 0.36	< 0.36
1,2-Dichlorobenzene	60	600	< 0.71	< 3.3	< 3.3	< 3.3	< 1.4	NA	NA	NA	NA	NA	< 0.27	NA	NA	< 0.54	NA	< 1.4	< 1.4	< 1.4	< 1.4	< 0.27	< 0.27
1,2-Dichloroethane	0.5	5	< 0.28	< 2.9	< 2.9	< 2.9	< 1.4	NA	NA	NA	NA	NA	< 0.28	NA	NA	< 0.56	NA	< 1.4	< 1.4	< 1.4	< 1.4	< 0.28	< 0.28
1,2-Dichloropropane	0.5	5	< 0.28	< 4.5	< 4.5	< 4.5	< 1	NA	NA	NA	NA	NA	< 0.2	NA	NA	< 0.4	NA	< 1	< 1	< 1	< 1	< 0.20	< 0.20
1,2,3-Trichlorobenzene	NE	NE	< 2.2	< 10.2	< 10.2	< 10.2	< 1.2	NA	NA	NA	NA	NA	< 0.24	NA	NA	< 0.48	NA	< 1.2	< 1.2	< 1.2	< 1.2	< 0.24	< 0.24
1,2,4-Trichlorobenzene	14	70	< 0.95	< 9.5	< 9.5	< 9.5	< 1.6	NA	NA	NA	NA	NA	< 0.31	NA	NA	< 0.62	NA	< 1.6	< 1.6	< 1.6	< 1.6	< 0.31	< 0.31
1,3,5-Trimethylbenzene	96	480	< 0.87	< 3.6	< 3.6	< 3.6	< 0.9	NA	NA	NA	NA	NA	< 0.18	NA	NA	< 0.36	NA	< 0.9	< 0.9	< 0.9	< 0.9	< 0.18	< 0.18
2-Butanone	800	4000	< 2.9	< 65.2	< 65.2	< 65.2	NA	NA	NA	NA	NA	NA	NA	NA	NA	NA	NA	NA	NA	NA	NA	NA	NA
2-Hexanone	NE	NE	< 5.2	< 62.8	< 62.8	< 62.8	NA	NA	NA	NA	NA	NA	NA	NA	NA	NA	NA	NA	NA	NA	NA	NA	NA
4-Methyl-2-pentanone	50	500	< 4.6	< 59.5	< 59.5	< 59.5	NA	NA	NA	NA	NA	NA	NA	NA	NA	NA	NA	NA	NA	NA	NA	NA	NA
Acetone	1800	9000	< 2.7	< 86.4	< 86.4	< 86.4	NA	NA	NA	NA	NA	NA	NA	NA	NA	NA	NA	NA	NA	NA	NA	NA	NA
Benzene	0.5	5	< 0.25	< 3.0	< 3.0	< 3.0	***3.2***	NA	NA	NA	NA	NA	0.46 J	NA	NA	***1.4***	NA	***1.9 J***	***2.2 J***	< 0.37	***1.3 J***	0.38 J	0.46 J
Bromodichloromethane	0.06	0.6	< 0.36	< 4.2	< 4.2	< 4.2	< 0.85	NA	NA	NA	NA	NA	< 0.17	NA	NA	< 0.34	NA	< 0.85	< 0.85	< 0.85	< 0.85	< 0.17	< 0.17
Bromoform	0.44	4.4	< 4.0	< 38.0	< 38.0	< 38.0	< 1.4	NA	NA	NA	NA	NA	< 0.28	NA	NA	< 0.56	NA	< 1.4	< 1.4	< 1.4	< 1.4	< 0.28	< 0.28
Bromomethane	1	10	< 0.97	< 11.9	< 11.9	< 11.9	< 1.6	NA	NA	NA	NA	NA	< 0.31	NA	NA	< 0.62	NA	< 1.6	< 1.6	< 1.6	< 1.6	< 0.31	< 0.31
Carbon disulfide	200	1000	< 0.45	< 11.0	< 11.0	< 11.0	NA	NA	NA	NA	NA	NA	NA	NA	NA	NA	NA	NA	NA	NA	NA	NA	NA
Carbon tetrachloride	0.5	5	***1.2 J***	< 3.7	< 3.7	< 3.7	< 1.3	NA	NA	NA	NA	NA	< 0.26	NA	NA	< 0.52	NA	< 1.3	< 1.3	< 1.3	< 1.3	< 0.26	< 0.26
Chloroform	0.6	6	***1.7 J***	< 11.8	< 11.8	< 11.8	***7.2***	NA	NA	NA	NA	NA	***2.3***	NA	NA	***4.5***	NA	***7.5***	***6.2***	< 1	***5.2***	***1.4***	***2***
Chloromethane	3	30	< 2.2	< 16.4	< 16.4	< 16.4	< 0.9	NA	NA	NA	NA	NA	< 0.18	NA	NA	< 0.36	NA	< 0.9	< 0.9	< 0.9	< 0.9	< 0.18	< 0.18
cis-1,2-Dichloroethene	7	70	2.7	< 4.7	< 4.7	***8.5 J***	***150***	NA	NA	NA	NA	NA	***40***	NA	NA	***77***	NA	***110***	***99***	***70***	***78***	***21***	***26***
Dichlorodifluoromethane	200	1000	< 0.50	< 4.6	< 4.6	< 4.6	< 1	NA	NA	NA	NA	NA	< 0.2	NA	NA	< 0.4	NA	< 1	< 1	< 1	< 1	< 0.20	< 0.20
Ethylbenzene	140	700	< 0.32	< 3.3	< 3.3	< 3.3	< 0.65	NA	NA	NA	NA	NA	< 0.13	NA	NA	< 0.26	NA	< 0.65	< 0.65	< 0.65	< 0.65	< 0.13	< 0.13
Isopropylbenzene	NE	NE	< 1.7	< 10.0	< 10.0	< 10.0	< 0.7	NA	NA	NA	NA	NA	< 0.14	NA	NA	< 0.28	NA	< 0.7	< 0.7	< 0.7	< 0.7	< 0.14	< 0.14
m,p-Xylene	400	2000	< 0.47	< 7.0	< 7.0	< 7.0	NA	NA	NA	NA	NA	NA	NA	NA	NA	NA	NA	NA	NA	NA	NA	NA	NA
Methyl tert-butyl ether	12	60	< 1.2	< 11.3	< 11.3	< 11.3	< 1.2	NA	NA	NA	NA	NA	< 0.24	NA	NA	< 0.48	NA	< 1.2	< 1.2	< 1.2	< 1.2	< 0.24	< 0.24
Methylene chloride	0.5	5	< 0.58	< 3.2	< 3.2	< 3.2	< 3.4	NA	NA	NA	NA	NA	< 0.68	NA	NA	< 1.4	NA	< 3.4	< 3.4	< 3.4	< 3.4	< 0.68	< 0.68
Naphthalene	10	100	< 1.2	< 11.3	< 11.3	< 11.3	< 0.8	NA	NA	NA	NA	NA	< 0.16	NA	NA	< 0.32	NA	< 0.8	< 0.8	< 0.8	< 0.8	< 0.16	< 0.16
n-Butylbenzene	NE	NE	< 0.71	< 8.6	< 8.6	< 8.6	< 0.65	NA	NA	NA	NA	NA	< 0.13	NA	NA	< 0.26	NA	< 0.65	< 0.65	< 0.65	< 0.65	< 0.13	< 0.13
n-Hexane	120	600	< 1.7	< 14.6	< 14.6	< 14.6	NA	NA	NA	NA	NA	NA	NA	NA	NA	NA	NA	NA	NA	NA	NA	NA	NA
n-Propylbenzene	NE	NE	< 0.81	< 3.5	< 3.5	< 3.5	< 0.65	NA	NA	NA	NA	NA	< 0.13	NA	NA	< 0.26	NA	< 0.65	< 0.65	< 0.65	< 0.65	< 0.13	< 0.13
o-Xylene	400	2000	< 0.26	< 3.5	< 3.5	< 3.5	NA	NA	NA	NA	NA	NA	NA	NA	NA	NA	NA	NA	NA	NA	NA	NA	NA
p-Isopropyltoluene	NE	NE	< 0.80	< 10.4	< 10.4	< 10.4	< 0.85	NA	NA	NA	NA	NA	< 0.17	NA	NA	< 0.34	NA	< 0.85	< 0.85	< 0.85	< 0.85	< 0.17	< 0.17
sec-Butylbenzene	NE	NE	< 0.85	< 4.2	< 4.2	< 4.2	< 0.75	NA	NA	NA	NA	NA	< 0.15	NA	NA	< 0.3	NA	< 0.75	< 0.75	< 0.75	< 0.75	< 0.15	< 0.15
Styrene	10	100	< 3.0	< 3.6	< 3.6	< 3.6	< 0.5	NA	NA	NA	NA	NA	< 0.1	NA	NA	< 0.2	NA	< 0.5	< 0.5	< 0.5	< 0.5	< 0.10	< 0.10
tert-Butylbenzene	NE	NE	< 0.30	< 5.9	< 5.9	< 5.9	< 0.7	NA	NA	NA	NA	NA	< 0.14	NA	NA	< 0.28	NA	< 0.7	< 0.7	< 0.7	< 0.7	< 0.14	< 0.14
Tetrachloroethene	0.5	5	***696***	***616***	***645***	***823***	***3300***	NA	NA	NA	NA	NA	***690***	NA	NA	***1900***	NA	***2600***	***2600***	***2900***	***1800***	***520***	***520***
Toluene	160	800	< 0.27	< 2.9	< 2.9	< 2.9	1.1 J	NA	NA	NA	NA	NA	< 0.11	NA	NA	< 0.22	NA	< 0.55	< 0.55	< 0.55	< 0.55	< 0.11	< 0.11
trans-1,2-Dichloroethene	20	100	0.63 J	< 5.3	< 5.3	< 5.3	7.4	NA	NA	NA	NA	NA	2.6	NA	NA	3.8	NA	5.3	4.1 J	2.6 J	4.6 J	1.3	1.9
Trichloroethene	0.5	5	***44.9***	***42.7***	***43.9***	***54.4***	***230***	NA	NA	NA	NA	NA	***59***	NA	NA	***130***	NA	***160***	***170***	***140***	***150***	***43***	***65***
Trichlorofluoromethane	698	3490	< 0.21	< 4.2	< 4.2	< 4.2	< 0.95	NA	NA	NA	NA	NA	< 0.19	NA	NA	< 0.38	NA	< 0.95	< 0.95	< 0.95	< 0.95	< 1.0	< 1.0
Vinyl chloride	0.02	0.2	< 0.17	< 1.7	< 1.7	< 1.7	< 0.5	NA	NA	NA	NA	NA	< 0.1	NA	NA	< 0.2	NA	< 0.5	< 0.5	< 0.5	< 0.5	< 0.10	< 0.10
Xylenes, Total	400	2000	< 1.5	< 10.5	< 10.5	< 10.5	< 0.34	NA	NA	NA	NA	NA	< 0.068	NA	NA	< 0.14	NA	< 0.34	< 0.34	< 0.34	< 0.34	< 0.068	< 0.068
Total PCBs																							
Aroclor-1016	0.003	0.03	NA	NA	NA	NA	NA	NA	NA	NA	NA	NA	NA	NA	NA	NA	NA	NA	NA	NA	NA	NA	NA
Aroclor-1232	0.003	0.03	NA	NA	NA	NA	NA	NA	NA	NA	NA	NA	NA	NA	NA	NA	NA	NA	NA	NA	NA	NA	NA
Aroclor-1242	0.003	0.03	NA	NA	NA	NA	NA	NA	NA	NA	NA	NA	NA	NA	NA	NA	NA	NA	NA	NA	NA	NA	NA
Aroclor-1248	0.003	0.03	NA	NA	NA	NA	NA	NA	NA	NA	NA	NA	NA	NA	NA	NA	NA	NA	NA	NA	NA	NA	NA
Total Detected PCBs	0.003	0.03	NA	NA	NA	NA	NA	NA	NA	NA	NA	NA	NA	NA	NA	NA	NA	NA	NA	NA	NA	NA	NA
Dissolved PCBs																							
Aroclor-1016	0.003	0.03	NA	NA	NA	NA	NA	NA	NA	NA	NA	NA	NA	NA	NA	NA	NA	NA	NA	NA	NA	NA	NA
Aroclor-1232	0.003	0.03	NA	NA	NA	NA	NA	NA	NA	NA	NA	NA	NA	NA	NA	NA	NA	NA	NA	NA	NA	NA	NA
Aroclor-1242	0.003	0.03	NA	NA	NA	NA	NA	NA	NA	NA	NA	NA	NA	NA	NA	NA	NA	NA	NA	NA	NA	NA	NA
Aroclor-1248	0.003	0.03	NA	NA	NA	NA	NA	NA	NA	NA	NA	NA	NA	NA	NA	NA	NA	NA	NA	NA	NA	NA	NA
Total Detected PCBs	0.003	0.03	NA	NA	NA	NA	NA	NA	NA	NA	NA	NA	NA	NA	NA	NA	NA	NA	NA	NA	NA	NA	NA
Solids																							
Total Dissolved Solids (mg/L)	NE	NE	NA	NA	NA	NA	3300	1700	4800	4300	3900	3200	2700	2800	20000	12000	15000	NA	NA	NA	NA	NA	NA
Total Suspended Solids (TSS) (mg/L)	NE	NE	NA	NA	NA	NA	NA	NA	NA	NA	NA	NA	NA	NA	NA	NA	NA	NA	NA	NA	NA	NA	NA

Notes on Page 61.

Table 7: Groundwater Analytical Results Summary
Madison-Kipp Corporation
Madison, Wisconsin

WELL ID			MW-19D	MW-19D	MW-19D	MW-19D	MW-19D	MW-19D	MW-19D	MW-19D	MW-19D	MW-19D	MW-19D	MW-19D	MW-19D	MW-19D	MW-19D[1]	MW-19D	MW-19D[1]
SCREEN INTERVAL (feet bgs)	PREVENTIVE	ENFORCEMENT	60 - 90 ft	60 - 90 ft	60 - 90 ft	60 - 90 ft	60 - 90 ft	60 - 90 ft	60 - 90 ft	60 - 90 ft	60 - 90 ft	60 - 90 ft	60 - 90 ft	60 - 90 ft	60 - 90 ft	60 - 90 ft	60 - 90 ft	60 - 90 ft	60 - 90 ft
SAMPLE DATE	ACTION LIMIT	STANDARD	11/29/2012	12/11/2012	12/12/2012	12/13/2012	12/14/2012	12/15/2012	12/16/2012	12/17/2012	12/18/2012	12/19/2012	12/27/2012	01/02/2013	01/16/2013	01/16/2013	01/30/2013	02/11/2013	02/28/2013	03/11/2013
VOCs																				
1,1,1,2-Tetrachloroethane	7	70	< 1.3	NA	NA	NA	NA	NA	NA	NA	NA	NA	NA	NA	NA	< 1.3	NA	< 1.3	NA	< 1.3
1,1,1-Trichloroethane	40	200	< 1	NA	NA	NA	NA	NA	NA	NA	NA	NA	NA	NA	NA	< 1	NA	< 1	NA	< 1
1,1,2-Trichloroethane	0.5	5	< 1.4	NA	NA	NA	NA	NA	NA	NA	NA	NA	NA	NA	NA	< 1.4	NA	< 1.4	NA	< 1.4
1,1-Dichloroethene	0.7	7	< 1.6	NA	NA	NA	NA	NA	NA	NA	NA	NA	NA	NA	NA	< 1.6	NA	< 1.6	NA	< 1.6
1,2,4-Trimethylbenzene	96	480	< 0.7	NA	NA	NA	NA	NA	NA	NA	NA	NA	NA	NA	NA	< 0.7	NA	< 0.7	NA	< 0.7
1,2-Dibromoethane	0.005	0.05	< 1.8	NA	NA	NA	NA	NA	NA	NA	NA	NA	NA	NA	NA	< 1.8	NA	< 1.8	NA	< 1.8
1,2-Dichlorobenzene	60	600	< 1.4	NA	NA	NA	NA	NA	NA	NA	NA	NA	NA	NA	NA	< 1.4	NA	< 1.4	NA	< 1.4
1,2-Dichloroethane	0.5	5	< 1.4	NA	NA	NA	NA	NA	NA	NA	NA	NA	NA	NA	NA	< 1.4	NA	< 1.4	NA	< 1.4
1,2-Dichloropropane	0.5	5	< 1	NA	NA	NA	NA	NA	NA	NA	NA	NA	NA	NA	NA	< 1	NA	< 1	NA	< 1
1,2,3-Trichlorobenzene	NE	NE	< 1.2	NA	NA	NA	NA	NA	NA	NA	NA	NA	NA	NA	NA	< 1.2	NA	< 1.2	NA	< 1.2
1,2,4-Trichlorobenzene	14	70	< 1.6	NA	NA	NA	NA	NA	NA	NA	NA	NA	NA	NA	NA	< 1.6	NA	< 1.6	NA	< 1.6
1,3,5-Trimethylbenzene	96	480	< 0.9	NA	NA	NA	NA	NA	NA	NA	NA	NA	NA	NA	NA	< 0.9	NA	< 0.9	NA	< 0.9
2-Butanone	800	4000	NA	NA	NA	NA	NA	NA	NA	NA	NA	NA	NA	NA	NA	NA	NA	NA	NA	NA
2-Hexanone	NE	NE	NA	NA	NA	NA	NA	NA	NA	NA	NA	NA	NA	NA	NA	NA	NA	NA	NA	NA
4-Methyl-2-pentanone	50	500	NA	NA	NA	NA	NA	NA	NA	NA	NA	NA	NA	NA	NA	NA	NA	NA	NA	NA
Acetone	1800	9000	NA	NA	NA	NA	NA	NA	NA	NA	NA	NA	NA	NA	NA	NA	NA	NA	NA	NA
Benzene	0.5	5	< 0.37	NA	NA	NA	NA	NA	NA	NA	NA	NA	NA	NA	NA	< 0.37	NA	< 0.37	NA	< 0.37
Bromodichloromethane	0.06	0.6	< 0.85	NA	NA	NA	NA	NA	NA	NA	NA	NA	NA	NA	NA	< 0.85	NA	< 0.85	NA	< 0.85
Bromoform	0.44	4.4	< 1.4	NA	NA	NA	NA	NA	NA	NA	NA	NA	NA	NA	NA	< 1.4	NA	< 1.4	NA	< 1.4
Bromomethane	1	10	< 1.6	NA	NA	NA	NA	NA	NA	NA	NA	NA	NA	NA	NA	< 1.6	NA	< 1.6 *	NA	< 1.6
Carbon disulfide	200	1000	NA	NA	NA	NA	NA	NA	NA	NA	NA	NA	NA	NA	NA	NA	NA	NA	NA	NA
Carbon tetrachloride	0.5	5	< 1.3	NA	NA	NA	NA	NA	NA	NA	NA	NA	NA	NA	NA	< 1.3	NA	< 1.3	NA	< 1.3
Chloroform	0.6	6	< 1	NA	NA	NA	NA	NA	NA	NA	NA	NA	NA	NA	NA	< 1	NA	< 1	NA	< 1
Chloromethane	3	30	< 0.9	NA	NA	NA	NA	NA	NA	NA	NA	NA	NA	NA	NA	< 0.9	NA	< 0.9	NA	< 0.9
cis-1,2-Dichloroethene	7	70	***530***	NA	NA	NA	NA	NA	NA	NA	NA	NA	NA	NA	NA	***170***	NA	***450***	NA	***420***
Dichlorodifluoromethane	200	1000	< 1	NA	NA	NA	NA	NA	NA	NA	NA	NA	NA	NA	NA	< 1	NA	< 1	NA	< 1
Ethylbenzene	140	700	< 0.65	NA	NA	NA	NA	NA	NA	NA	NA	NA	NA	NA	NA	< 0.65	NA	< 0.65	NA	< 0.65
Isopropylbenzene	NE	NE	< 0.7	NA	NA	NA	NA	NA	NA	NA	NA	NA	NA	NA	NA	< 0.7	NA	< 0.7	NA	< 0.7
m,p-Xylene	400	2000	NA	NA	NA	NA	NA	NA	NA	NA	NA	NA	NA	NA	NA	NA	NA	NA	NA	NA
Methyl tert-butyl ether	12	60	< 1.2	NA	NA	NA	NA	NA	NA	NA	NA	NA	NA	NA	NA	< 1.2	NA	< 1.2	NA	< 1.2
Methylene chloride	0.5	5	< 3.4	NA	NA	NA	NA	NA	NA	NA	NA	NA	NA	NA	NA	< 3.4	NA	< 3.4	NA	< 3.4
Naphthalene	10	100	< 0.8	NA	NA	NA	NA	NA	NA	NA	NA	NA	NA	NA	NA	< 0.8	NA	< 0.8	NA	< 0.8
n-Butylbenzene	NE	NE	< 0.65	NA	NA	NA	NA	NA	NA	NA	NA	NA	NA	NA	NA	< 0.65	NA	< 0.65	NA	< 0.65
n-Hexane	120	600	NA	NA	NA	NA	NA	NA	NA	NA	NA	NA	NA	NA	NA	NA	NA	NA	NA	NA
n-Propylbenzene	NE	NE	< 0.65	NA	NA	NA	NA	NA	NA	NA	NA	NA	NA	NA	NA	< 0.65	NA	< 0.65	NA	< 0.65
o-Xylene	400	2000	NA	NA	NA	NA	NA	NA	NA	NA	NA	NA	NA	NA	NA	NA	NA	NA	NA	NA
p-Isopropyltoluene	NE	NE	< 0.85	NA	NA	NA	NA	NA	NA	NA	NA	NA	NA	NA	NA	< 0.85	NA	< 0.85	NA	< 0.85
sec-Butylbenzene	NE	NE	< 0.75	NA	NA	NA	NA	NA	NA	NA	NA	NA	NA	NA	NA	< 0.75	NA	< 0.75	NA	< 0.75
Styrene	10	100	< 0.5	NA	NA	NA	NA	NA	NA	NA	NA	NA	NA	NA	NA	< 0.5	NA	< 0.5	NA	< 0.5
tert-Butylbenzene	NE	NE	< 0.7	NA	NA	NA	NA	NA	NA	NA	NA	NA	NA	NA	NA	< 0.7	NA	< 0.7	NA	< 0.7
Tetrachloroethene	0.5	5	***2400***	NA	NA	NA	NA	NA	NA	NA	NA	NA	NA	NA	NA	***1700***	NA	***2700***	NA	***2100***
Toluene	160	800	< 0.55	NA	NA	NA	NA	NA	NA	NA	NA	NA	NA	NA	NA	< 0.55	NA	< 0.55	NA	< 0.55
trans-1,2-Dichloroethene	20	100	7.2	NA	NA	NA	NA	NA	NA	NA	NA	NA	NA	NA	NA	< 1.3	NA	4.4 J	NA	5.1
Trichloroethene	0.5	5	***230***	NA	NA	NA	NA	NA	NA	NA	NA	NA	NA	NA	NA	***69***	NA	***180***	NA	***180***
Trichlorofluoromethane	698	3490	< 0.95	NA	NA	NA	NA	NA	NA	NA	NA	NA	NA	NA	NA	< 0.95	NA	< 0.95	NA	< 0.95
Vinyl chloride	0.02	0.2	***9.1***	NA	NA	NA	NA	NA	NA	NA	NA	NA	NA	NA	NA	***3.2***	NA	***8***	NA	***11***
Xylenes, Total	400	2000	< 0.34	NA	NA	NA	NA	NA	NA	NA	NA	NA	NA	NA	NA	< 0.34	NA	< 0.34	NA	< 0.34
Total PCBs																				
Aroclor-1016	0.003	0.03	NA	NA	NA	NA	NA	NA	NA	NA	NA	NA	NA	NA	NA	NA	NA	NA	NA	NA
Aroclor-1232	0.003	0.03	NA	NA	NA	NA	NA	NA	NA	NA	NA	NA	NA	NA	NA	NA	NA	NA	NA	NA
Aroclor-1242	0.003	0.03	NA	NA	NA	NA	NA	NA	NA	NA	NA	NA	NA	NA	NA	NA	NA	NA	NA	NA
Aroclor-1248	0.003	0.03	NA	NA	NA	NA	NA	NA	NA	NA	NA	NA	NA	NA	NA	NA	NA	NA	NA	NA
Total Detected PCBs	0.003	0.03	NA	NA	NA	NA	NA	NA	NA	NA	NA	NA	NA	NA	NA	NA	NA	NA	NA	NA
Dissolved PCBs																				
Aroclor-1016	0.003	0.03	NA	NA	NA	NA	NA	NA	NA	NA	NA	NA	NA	NA	NA	NA	NA	NA	NA	NA
Aroclor-1232	0.003	0.03	NA	NA	NA	NA	NA	NA	NA	NA	NA	NA	NA	NA	NA	NA	NA	NA	NA	NA
Aroclor-1242	0.003	0.03	NA	NA	NA	NA	NA	NA	NA	NA	NA	NA	NA	NA	NA	NA	NA	NA	NA	NA
Aroclor-1248	0.003	0.03	NA	NA	NA	NA	NA	NA	NA	NA	NA	NA	NA	NA	NA	NA	NA	NA	NA	NA
Total Detected PCBs	0.003	0.03	NA	NA	NA	NA	NA	NA	NA	NA	NA	NA	NA	NA	NA	NA	NA	NA	NA	NA
Solids																				
Total Dissolved Solids (mg/L)	NE	NE	910	1100	1400	1300	1300	1200	1100	1100	1000	1100	1000	990	1100	1100	1000	NA	1100	NA
Total Suspended Solids (TSS) (mg/L)	NE	NE	NA	NA	NA	NA	NA	NA	NA	NA	NA	NA	NA	NA	NA	NA	NA	NA	NA	NA

Notes on Page 61.

Table 7: Groundwater Analytical Results Summary
Madison-Kipp Corporation
Madison, Wisconsin

WELL ID			MW-19D	MW-19D	MW-19D	MW-19D[1]	MW-19D	MW-19D2	MW-19D2	MW-19D2	MW-19D2	MW-19D2	MW-19D2	MW-19D2	MW-19D2	MW-19D2	MW-19D2	MW-19D2	MW-19D2
SCREEN INTERVAL (feet bgs)	PREVENTIVE	ENFORCEMENT	60 - 90 ft	60 - 90 ft	60 - 90 ft	60 - 90 ft	60 - 90 ft	110 - 140 ft	110 - 140 ft	110 - 140 ft	110 - 140 ft	110 - 140 ft	110 - 140 ft	110 - 140 ft	110 - 140 ft	110 - 140 ft	110 - 140 ft	110 - 140 ft	110 - 140 ft
SAMPLE DATE	ACTION LIMIT	STANDARD	04/19/2013	07/17/2013	10/09/2013	04/17/2014	10/21/2014	11/29/2012	12/16/2012	12/17/2012	12/18/2012	12/19/2012	12/27/2012	01/02/2013	01/17/2013	01/17/2013	01/31/2013	02/11/2013	02/28/2013
VOCs																			
1,1,1,2-Tetrachloroethane	7	70	< 1.3	< 1.3	< 1.3	< 1.3	< 0.50	< 0.5	NA	NA	NA	NA	NA	NA	NA	< 0.5	NA	< 0.5	NA
1,1,1-Trichloroethane	40	200	< 1	< 1	< 1	< 1.0	< 0.40	< 0.4	NA	NA	NA	NA	NA	NA	NA	< 0.4	NA	< 0.4	NA
1,1,2-Trichloroethane	0.5	5	< 1.4	< 1.4	< 1.4	< 1.4	< 0.56	< 0.56	NA	NA	NA	NA	NA	NA	NA	< 0.56	NA	< 0.56	NA
1,1-Dichloroethene	0.7	7	< 1.6	< 1.6	< 1.6	< 1.6	< 0.62	< 0.62	NA	NA	NA	NA	NA	NA	NA	< 0.62	NA	< 0.62	NA
1,2,4-Trimethylbenzene	96	480	< 0.7	< 0.7	< 0.7	< 0.70	< 0.28	< 0.28	NA	NA	NA	NA	NA	NA	NA	< 0.28	NA	< 0.28	NA
1,2-Dibromoethane	0.005	0.05	< 1.8	< 1.8	< 1.8	< 1.8	< 0.72	< 0.72	NA	NA	NA	NA	NA	NA	NA	< 0.72	NA	< 0.72	NA
1,2-Dichlorobenzene	60	600	< 1.4	< 1.4	< 1.4	< 1.4	< 0.54	< 0.54	NA	NA	NA	NA	NA	NA	NA	< 0.54	NA	< 0.54	NA
1,2-Dichloroethane	0.5	5	< 1.4	< 1.4	< 1.4	< 1.4	< 0.56	< 0.56	NA	NA	NA	NA	NA	NA	NA	< 0.56	NA	< 0.56	NA
1,2-Dichloropropane	0.5	5	< 1	< 1	< 1	< 1.0	< 0.40	< 0.4	NA	NA	NA	NA	NA	NA	NA	< 0.4	NA	< 0.4	NA
1,2,3-Trichlorobenzene	NE	NE	< 1.2	< 1.2	< 1.2	< 1.2	< 0.48	< 0.48	NA	NA	NA	NA	NA	NA	NA	< 0.48	NA	< 0.48	NA
1,2,4-Trichlorobenzene	14	70	< 1.6	< 1.6	< 1.6	< 1.6	< 0.62	< 0.62	NA	NA	NA	NA	NA	NA	NA	< 0.62	NA	< 0.62	NA
1,3,5-Trimethylbenzene	96	480	< 0.9	< 0.9	< 0.9	< 0.90	< 0.36	< 0.36	NA	NA	NA	NA	NA	NA	NA	< 0.36	NA	< 0.36	NA
2-Butanone	800	4000	NA	NA	NA	NA	NA	NA	NA	NA	NA	NA	NA	NA	NA	NA	NA	NA	NA
2-Hexanone	NE	NE	NA	NA	NA	NA	NA	NA	NA	NA	NA	NA	NA	NA	NA	NA	NA	NA	NA
4-Methyl-2-pentanone	50	500	NA	NA	NA	NA	NA	NA	NA	NA	NA	NA	NA	NA	NA	NA	NA	NA	NA
Acetone	1800	9000	NA	NA	NA	NA	NA	NA	NA	NA	NA	NA	NA	NA	NA	NA	NA	NA	NA
Benzene	0.5	5	< 0.37	< 0.37	< 0.37	< 0.37	< 0.15	< 0.15	NA	NA	NA	NA	NA	NA	NA	< 0.15	NA	< 0.15	NA
Bromodichloromethane	0.06	0.6	< 0.85	< 0.85	< 0.85	< 0.85	< 0.34	< 0.34	NA	NA	NA	NA	NA	NA	NA	< 0.34	NA	< 0.34	NA
Bromoform	0.44	4.4	< 1.4	< 1.4	< 1.4	< 1.4	< 0.56	< 0.56	NA	NA	NA	NA	NA	NA	NA	< 0.56	NA	< 0.56	NA
Bromomethane	1	10	< 1.6	< 1.6	< 1.6	< 1.6	< 0.62	< 0.62	NA	NA	NA	NA	NA	NA	NA	< 0.62	NA	< 0.62 *	NA
Carbon disulfide	200	1000	NA	NA	NA	NA	NA	NA	NA	NA	NA	NA	NA	NA	NA	NA	NA	NA	NA
Carbon tetrachloride	0.5	5	< 1.3	< 1.3	< 1.3	< 1.3	< 0.52	< 0.52	NA	NA	NA	NA	NA	NA	NA	< 0.52	NA	< 0.52	NA
Chloroform	0.6	6	< 1	< 1	< 1	< 1.0	< 0.40	< 0.4	NA	NA	NA	NA	NA	NA	NA	< 0.4	NA	< 0.4	NA
Chloromethane	3	30	< 0.9	< 0.9	< 0.9	< 0.90	< 0.36	< 0.36	NA	NA	NA	NA	NA	NA	NA	< 0.36	NA	< 0.36	NA
cis-1,2-Dichloroethene	7	70	***520***	***540***	***300***	***49***	***240***	***250***	NA	NA	NA	NA	NA	NA	NA	***320***	NA	***270***	NA
Dichlorodifluoromethane	200	1000	< 1	< 1	< 1	< 1.0	< 0.40	< 0.4	NA	NA	NA	NA	NA	NA	NA	< 0.4	NA	< 0.4	NA
Ethylbenzene	140	700	< 0.65	< 0.65	< 0.65	< 0.65	< 0.26	< 0.26	NA	NA	NA	NA	NA	NA	NA	< 0.26	NA	< 0.26	NA
Isopropylbenzene	NE	NE	< 0.7	< 0.7	< 0.7	< 0.70	< 0.28	< 0.28	NA	NA	NA	NA	NA	NA	NA	< 0.28	NA	< 0.28	NA
m,p-Xylene	400	2000	NA	NA	NA	NA	NA	NA	NA	NA	NA	NA	NA	NA	NA	NA	NA	NA	NA
Methyl tert-butyl ether	12	60	< 1.2	< 1.2	< 1.2	< 1.2	< 0.48	< 0.48	NA	NA	NA	NA	NA	NA	NA	< 0.48	NA	< 0.48	NA
Methylene chloride	0.5	5	< 3.4	< 3.4	< 3.4	< 3.4	< 1.4	< 1.4	NA	NA	NA	NA	NA	NA	NA	< 1.4	NA	< 1.4	NA
Naphthalene	10	100	< 0.8	< 0.8	< 0.8	< 0.80	< 0.32	< 0.32	NA	NA	NA	NA	NA	NA	NA	< 0.32	NA	< 0.32	NA
n-Butylbenzene	NE	NE	< 0.65	< 0.65	< 0.65	< 0.65	< 0.26	< 0.26	NA	NA	NA	NA	NA	NA	NA	< 0.26	NA	< 0.26	NA
n-Hexane	120	600	NA	NA	NA	NA	NA	NA	NA	NA	NA	NA	NA	NA	NA	NA	NA	NA	NA
n-Propylbenzene	NE	NE	< 0.65	< 0.65	< 0.65	< 0.65	< 0.26	< 0.26	NA	NA	NA	NA	NA	NA	NA	< 0.26	NA	< 0.26	NA
o-Xylene	400	2000	NA	NA	NA	NA	NA	NA	NA	NA	NA	NA	NA	NA	NA	NA	NA	NA	NA
p-Isopropyltoluene	NE	NE	< 0.85	< 0.85	< 0.85	< 0.85	< 0.34	< 0.34	NA	NA	NA	NA	NA	NA	NA	< 0.34	NA	< 0.34	NA
sec-Butylbenzene	NE	NE	< 0.75	< 0.75	< 0.75	< 0.75	< 0.30	< 0.3	NA	NA	NA	NA	NA	NA	NA	< 0.3	NA	< 0.3	NA
Styrene	10	100	< 0.5	< 0.5	< 0.5	< 0.50	< 0.20	< 0.2	NA	NA	NA	NA	NA	NA	NA	< 0.2	NA	< 0.2	NA
tert-Butylbenzene	NE	NE	< 0.7	< 0.7	< 0.7	< 0.70	< 0.28	< 0.28	NA	NA	NA	NA	NA	NA	NA	< 0.28	NA	< 0.28	NA
Tetrachloroethene	0.5	5	***2200***	***2700***	***1500***	***1400***	***1500***	***680***	NA	NA	NA	NA	NA	NA	NA	***1200***	NA	***1300***	NA
Toluene	160	800	< 0.55	< 0.55	< 0.55	< 0.55	< 0.22	< 0.22	NA	NA	NA	NA	NA	NA	NA	< 0.22	NA	< 0.22	NA
trans-1,2-Dichloroethene	20	100	6.3	8.1	4.1 J	< 1.3	3.1	3.4	NA	NA	NA	NA	NA	NA	NA	4.9	NA	4.2	NA
Trichloroethene	0.5	5	***200***	***240***	***150***	***68***	***140***	***110***	NA	NA	NA	NA	NA	NA	NA	***160***	NA	***150***	NA
Trichlorofluoromethane	698	3490	< 0.95	< 0.95	< 0.95	< 5.0	< 2.0	< 0.38	NA	NA	NA	NA	NA	NA	NA	< 0.38	NA	< 0.38	NA
Vinyl chloride	0.02	0.2	***18***	***20***	***6.6***	< 0.50	***4.5***	***0.93 J***	NA	NA	NA	NA	NA	NA	NA	< 0.2	NA	< 0.2	NA
Xylenes, Total	400	2000	< 0.34	< 0.34	< 0.34	< 0.34	< 0.14	< 0.14	NA	NA	NA	NA	NA	NA	NA	< 0.14	NA	< 0.14	NA
Total PCBs																			
Aroclor-1016	0.003	0.03	NA	NA	NA	NA	NA	NA	NA	NA	NA	NA	NA	NA	NA	NA	NA	NA	NA
Aroclor-1232	0.003	0.03	NA	NA	NA	NA	NA	NA	NA	NA	NA	NA	NA	NA	NA	NA	NA	NA	NA
Aroclor-1242	0.003	0.03	NA	NA	NA	NA	NA	NA	NA	NA	NA	NA	NA	NA	NA	NA	NA	NA	NA
Aroclor-1248	0.003	0.03	NA	NA	NA	NA	NA	NA	NA	NA	NA	NA	NA	NA	NA	NA	NA	NA	NA
Total Detected PCBs	0.003	0.03	NA	NA	NA	NA	NA	NA	NA	NA	NA	NA	NA	NA	NA	NA	NA	NA	NA
Dissolved PCBs																			
Aroclor-1016	0.003	0.03	NA	NA	NA	NA	NA	NA	NA	NA	NA	NA	NA	NA	NA	NA	NA	NA	NA
Aroclor-1232	0.003	0.03	NA	NA	NA	NA	NA	NA	NA	NA	NA	NA	NA	NA	NA	NA	NA	NA	NA
Aroclor-1242	0.003	0.03	NA	NA	NA	NA	NA	NA	NA	NA	NA	NA	NA	NA	NA	NA	NA	NA	NA
Aroclor-1248	0.003	0.03	NA	NA	NA	NA	NA	NA	NA	NA	NA	NA	NA	NA	NA	NA	NA	NA	NA
Total Detected PCBs	0.003	0.03	NA	NA	NA	NA	NA	NA	NA	NA	NA	NA	NA	NA	NA	NA	NA	NA	NA
Solids																			
Total Dissolved Solids (mg/L)	NE	NE	NA	NA	NA	NA	NA	1500	1600	1600	1500	1500	1500	1500	1400	1500	1500	1500	1500
Total Suspended Solids (TSS) (mg/L)	NE	NE	NA	NA	NA	NA	NA	NA	NA	NA	NA	NA	NA	NA	NA	NA	NA	NA	NA

Notes on Page 61.

Table 7: Groundwater Analytical Results Summary
Madison-Kipp Corporation
Madison, Wisconsin

WELL ID			MW-19D2	MW-19D2	MW-19D2[2]	MW-19D2[1]	MW-19D2	MW-19D2	MW-19D2[1]	MW-20D	MW-20D	MW-20D	MW-20D	MW-20D	MW-20D	MW-20D	MW-20D	MW-20D	MW-20D
SCREEN INTERVAL (feet bgs)	PREVENTIVE	ENFORCEMENT	110 - 140 ft	110 - 140 ft	110 - 140 ft	110 - 140 ft	110 - 140 ft	110 - 140 ft	110 - 140 ft	60 - 90 ft	60 - 90 ft	60 - 90 ft	60 - 90 ft	60 - 90 ft	60 - 90 ft	60 - 90 ft	60 - 90 ft	60 - 90 ft	60 - 90 ft
SAMPLE DATE	ACTION LIMIT	STANDARD	03/12/2013	04/18/2013	07/17/2013	07/17/2013	10/09/2013	04/17/2014	10/15/2014	11/29/2012	12/11/2012	12/12/2012	12/13/2012	12/14/2012	12/15/2012	12/16/2012	12/17/2012	12/18/2012	12/19/2012
VOCs																			
1,1,1,2-Tetrachloroethane	7	70	< 0.5	< 1.3	< 0.5	< 0.5	< 0.5	< 1.3	< 0.50	< 1.3	NA	NA	NA	NA	NA	NA	NA	NA	NA
1,1,1-Trichloroethane	40	200	< 0.4	< 1	< 0.4	< 0.4	< 0.4	< 1.0	< 0.40	< 1	NA	NA	NA	NA	NA	NA	NA	NA	NA
1,1,2-Trichloroethane	0.5	5	< 0.56	< 1.4	< 0.56	< 0.56	< 0.56	< 1.4	< 0.56	< 1.4	NA	NA	NA	NA	NA	NA	NA	NA	NA
1,1-Dichloroethene	0.7	7	< 0.62	< 1.6	< 0.62	< 0.62	< 0.62	< 1.6	< 0.62	< 1.6	NA	NA	NA	NA	NA	NA	NA	NA	NA
1,2,4-Trimethylbenzene	96	480	< 0.28	< 0.7	< 0.28	< 0.28	< 0.28	< 0.70	< 0.28	< 0.7	NA	NA	NA	NA	NA	NA	NA	NA	NA
1,2-Dibromoethane	0.005	0.05	< 0.72	< 1.8	< 0.72	< 0.72	< 0.72	< 1.8	< 0.72	< 1.8	NA	NA	NA	NA	NA	NA	NA	NA	NA
1,2-Dichlorobenzene	60	600	< 0.54	< 1.4	< 0.54	< 0.54	< 0.54	< 1.4	< 0.54	< 1.4	NA	NA	NA	NA	NA	NA	NA	NA	NA
1,2-Dichloroethane	0.5	5	< 0.56	< 1.4	< 0.56	< 0.56	< 0.56	< 1.4	< 0.56	< 1.4	NA	NA	NA	NA	NA	NA	NA	NA	NA
1,2-Dichloropropane	0.5	5	< 0.4	< 1	< 0.4	< 0.4	< 0.4	< 1.0	< 0.40	< 1	NA	NA	NA	NA	NA	NA	NA	NA	NA
1,2,3-Trichlorobenzene	NE	NE	< 0.48	< 1.2	< 0.48	< 0.48	< 0.48	< 1.2	< 0.48	< 1.2	NA	NA	NA	NA	NA	NA	NA	NA	NA
1,2,4-Trichlorobenzene	14	70	< 0.62	< 1.6	< 0.62	< 0.62	< 0.62	< 1.6	< 0.62	< 1.6	NA	NA	NA	NA	NA	NA	NA	NA	NA
1,3,5-Trimethylbenzene	96	480	< 0.36	< 0.9	< 0.36	< 0.36	< 0.36	< 0.90	< 0.36	< 0.9	NA	NA	NA	NA	NA	NA	NA	NA	NA
2-Butanone	800	4000	NA	NA	NA	NA	NA	NA	NA	NA	NA	NA	NA	NA	NA	NA	NA	NA	NA
2-Hexanone	NE	NE	NA	NA	NA	NA	NA	NA	NA	NA	NA	NA	NA	NA	NA	NA	NA	NA	NA
4-Methyl-2-pentanone	50	500	NA	NA	NA	NA	NA	NA	NA	NA	NA	NA	NA	NA	NA	NA	NA	NA	NA
Acetone	1800	9000	NA	NA	NA	NA	NA	NA	NA	NA	NA	NA	NA	NA	NA	NA	NA	NA	NA
Benzene	0.5	5	< 0.15	< 0.37	< 0.15	< 0.15	< 0.15	< 0.37	< 0.15	< 0.37	NA	NA	NA	NA	NA	NA	NA	NA	NA
Bromodichloromethane	0.06	0.6	< 0.34	< 0.85	< 0.34	< 0.34	< 0.34	< 0.85	< 0.34	< 0.85	NA	NA	NA	NA	NA	NA	NA	NA	NA
Bromoform	0.44	4.4	< 0.56	< 1.4	< 0.56	< 0.56	< 0.56	< 1.4	< 0.56	< 1.4	NA	NA	NA	NA	NA	NA	NA	NA	NA
Bromomethane	1	10	< 0.62	< 1.6	< 0.62	< 0.62	< 0.62	< 1.6	< 0.62 *	< 1.6	NA	NA	NA	NA	NA	NA	NA	NA	NA
Carbon disulfide	200	1000	NA	NA	NA	NA	NA	NA	NA	NA	NA	NA	NA	NA	NA	NA	NA	NA	NA
Carbon tetrachloride	0.5	5	< 0.52	< 1.3	< 0.52	< 0.52	< 0.52	< 1.3	< 0.52	< 1.3	NA	NA	NA	NA	NA	NA	NA	NA	NA
Chloroform	0.6	6	< 0.4	< 1	< 0.4	< 0.4	< 0.4	< 1.0	< 0.40	< 1	NA	NA	NA	NA	NA	NA	NA	NA	NA
Chloromethane	3	30	< 0.36	< 0.9	< 0.36	< 0.36	< 0.36	< 0.90	< 0.36	< 0.9	NA	NA	NA	NA	NA	NA	NA	NA	NA
cis-1,2-Dichloroethene	7	70	***260***	***200***	< 0.24	***98***	***120***	***330***	6.8	***370***	NA	NA	NA	NA	NA	NA	NA	NA	NA
Dichlorodifluoromethane	200	1000	< 0.4	< 1	< 0.4	< 0.4	< 0.4	< 1.0	< 0.40	< 1	NA	NA	NA	NA	NA	NA	NA	NA	NA
Ethylbenzene	140	700	< 0.26	< 0.65	< 0.26	< 0.26	< 0.26	< 0.65	< 0.26	< 0.65	NA	NA	NA	NA	NA	NA	NA	NA	NA
Isopropylbenzene	NE	NE	< 0.28	< 0.7	< 0.28	< 0.28	< 0.28	< 0.70	< 0.28	< 0.7	NA	NA	NA	NA	NA	NA	NA	NA	NA
m,p-Xylene	400	2000	NA	NA	NA	NA	NA	NA	NA	NA	NA	NA	NA	NA	NA	NA	NA	NA	NA
Methyl tert-butyl ether	12	60	< 0.48	< 1.2	< 0.48	< 0.48	< 0.48	< 1.2	< 0.48	< 1.2	NA	NA	NA	NA	NA	NA	NA	NA	NA
Methylene chloride	0.5	5	< 1.4	< 3.4	< 1.4	< 1.4	< 1.4	< 3.4	< 1.4	< 3.4	NA	NA	NA	NA	NA	NA	NA	NA	NA
Naphthalene	10	100	< 0.32	< 0.8	< 0.32	< 0.32	< 0.32	< 0.80	< 0.32	< 0.8	NA	NA	NA	NA	NA	NA	NA	NA	NA
n-Butylbenzene	NE	NE	< 0.26	< 0.65	< 0.26	< 0.26	< 0.26	< 0.65	< 0.26	< 0.65	NA	NA	NA	NA	NA	NA	NA	NA	NA
n-Hexane	120	600	NA	NA	NA	NA	NA	NA	NA	NA	NA	NA	NA	NA	NA	NA	NA	NA	NA
n-Propylbenzene	NE	NE	< 0.26	< 0.65	< 0.26	< 0.26	< 0.26	< 0.65	< 0.26	< 0.65	NA	NA	NA	NA	NA	NA	NA	NA	NA
o-Xylene	400	2000	NA	NA	NA	NA	NA	NA	NA	NA	NA	NA	NA	NA	NA	NA	NA	NA	NA
p-Isopropyltoluene	NE	NE	< 0.34	< 0.85	< 0.34	< 0.34	< 0.34	< 0.85	< 0.34	< 0.85	NA	NA	NA	NA	NA	NA	NA	NA	NA
sec-Butylbenzene	NE	NE	< 0.3	< 0.75	< 0.3	< 0.3	< 0.3	< 0.75	< 0.30	< 0.75	NA	NA	NA	NA	NA	NA	NA	NA	NA
Styrene	10	100	< 0.2	< 0.5	< 0.2	< 0.2	< 0.2	< 0.50	< 0.20	< 0.5	NA	NA	NA	NA	NA	NA	NA	NA	NA
tert-Butylbenzene	NE	NE	< 0.28	< 0.7	< 0.28	< 0.28	< 0.28	< 0.70	< 0.28	< 0.7	NA	NA	NA	NA	NA	NA	NA	NA	NA
Tetrachloroethene	0.5	5	***1400***	***1000***	***820***	***1200***	***950***	***1900***	***620***	***1600***	NA	NA	NA	NA	NA	NA	NA	NA	NA
Toluene	160	800	< 0.22	< 0.55	< 0.22	< 0.22	< 0.22	< 0.55	< 0.22	< 0.55	NA	NA	NA	NA	NA	NA	NA	NA	NA
trans-1,2-Dichloroethene	20	100	4.2	2.6 J	< 0.5	< 0.5	< 0.5	5.0	< 0.50	5.0	NA	NA	NA	NA	NA	NA	NA	NA	NA
Trichloroethene	0.5	5	***150***	***130***	< 0.38	***110***	***120***	***170***	***11***	***170***	NA	NA	NA	NA	NA	NA	NA	NA	NA
Trichlorofluoromethane	698	3490	< 0.38	< 0.95	< 0.38	< 0.38	< 0.38	< 5.0	< 2.0	< 0.95	NA	NA	NA	NA	NA	NA	NA	NA	NA
Vinyl chloride	0.02	0.2	< 0.2	< 0.5	< 0.2	< 0.2	< 0.2	***7.9***	< 0.20	***3.2***	NA	NA	NA	NA	NA	NA	NA	NA	NA
Xylenes, Total	400	2000	< 0.14	< 0.34	< 0.14	< 0.14	< 0.14	< 0.34	< 0.14	< 0.34	NA	NA	NA	NA	NA	NA	NA	NA	NA
Total PCBs																			
Aroclor-1016	0.003	0.03	NA	NA	NA	NA	NA	NA	NA	NA	NA	NA	NA	NA	NA	NA	NA	NA	NA
Aroclor-1232	0.003	0.03	NA	NA	NA	NA	NA	NA	NA	NA	NA	NA	NA	NA	NA	NA	NA	NA	NA
Aroclor-1242	0.003	0.03	NA	NA	NA	NA	NA	NA	NA	NA	NA	NA	NA	NA	NA	NA	NA	NA	NA
Aroclor-1248	0.003	0.03	NA	NA	NA	NA	NA	NA	NA	NA	NA	NA	NA	NA	NA	NA	NA	NA	NA
Total Detected PCBs	0.003	0.03	NA	NA	NA	NA	NA	NA	NA	NA	NA	NA	NA	NA	NA	NA	NA	NA	NA
Dissolved PCBs																			
Aroclor-1016	0.003	0.03	NA	NA	NA	NA	NA	NA	NA	NA	NA	NA	NA	NA	NA	NA	NA	NA	NA
Aroclor-1232	0.003	0.03	NA	NA	NA	NA	NA	NA	NA	NA	NA	NA	NA	NA	NA	NA	NA	NA	NA
Aroclor-1242	0.003	0.03	NA	NA	NA	NA	NA	NA	NA	NA	NA	NA	NA	NA	NA	NA	NA	NA	NA
Aroclor-1248	0.003	0.03	NA	NA	NA	NA	NA	NA	NA	NA	NA	NA	NA	NA	NA	NA	NA	NA	NA
Total Detected PCBs	0.003	0.03	NA	NA	NA	NA	NA	NA	NA	NA	NA	NA	NA	NA	NA	NA	NA	NA	NA
Solids																			
Total Dissolved Solids (mg/L)	NE	NE	NA	NA	NA	NA	NA	NA	NA	920	990	5000	16000	10000	4800	2500	3100	2200	1900
Total Suspended Solids (TSS) (mg/L)	NE	NE	NA	NA	NA	NA	NA	NA	NA	NA	NA	NA	NA	NA	NA	NA	NA	NA	NA

Notes on Page 61.

Table 7: Groundwater Analytical Results Summary
Madison-Kipp Corporation
Madison, Wisconsin

WELL ID			MW-20D	MW-20D	MW-20D	MW-20D	MW-20D	MW-20D	MW-20D	MW-20D[1]	MW-20D	MW-20D[1]	MW-20D[1]	MW-20D	MW-20D	MW-20D	MW-20D
SCREEN INTERVAL (feet bgs)	PREVENTIVE	ENFORCEMENT	60 - 90 ft	60 - 90 ft	60 - 90 ft	60 - 90 ft	60 - 90 ft	60 - 90 ft	60 - 90 ft	60 - 90 ft	60 - 90 ft	60 - 90 ft	60 - 90 ft	60 - 90 ft	60 - 90 ft	60 - 90 ft	60 - 90 ft
SAMPLE DATE	ACTION LIMIT	STANDARD	12/27/2012	01/02/2013	01/16/2013	01/16/2013	01/30/2013	02/12/2013	02/12/2013	02/12/2013	02/28/2013	03/12/2013	04/18/2013	07/17/2013	10/09/2013	04/15/2014	10/22/2014
VOCs																	
1,1,1,2-Tetrachloroethane	7	70	NA	NA	NA	< 0.25	NA	NA	NA	< 0.25	NA	< 0.25	< 1.3	< 0.5	< 1.3	< 0.50	< 0.50
1,1,1-Trichloroethane	40	200	NA	NA	NA	< 0.2	NA	NA	NA	< 0.2	NA	< 0.2	< 1	< 0.4	< 1	< 0.40	< 0.40
1,1,2-Trichloroethane	0.5	5	NA	NA	NA	< 0.28	NA	NA	NA	< 0.28	NA	< 0.28	< 1.4	< 0.56	< 1.4	< 0.56	< 0.56
1,1-Dichloroethene	0.7	7	NA	NA	NA	< 0.31	NA	NA	NA	< 0.31	NA	< 0.31	< 1.6	< 0.62	< 1.6	< 0.62	< 0.62
1,2,4-Trimethylbenzene	96	480	NA	NA	NA	< 0.14	NA	NA	NA	< 0.14	NA	< 0.14	< 0.7	< 0.28	< 0.7	< 0.28	< 0.28
1,2-Dibromoethane	0.005	0.05	NA	NA	NA	< 0.36	NA	NA	NA	< 0.36	NA	< 0.36	< 1.8	< 0.72	< 1.8	< 0.72	< 0.72
1,2-Dichlorobenzene	60	600	NA	NA	NA	< 0.27	NA	NA	NA	< 0.27	NA	< 0.27	< 1.4	< 0.54	< 1.4	< 0.54	< 0.54
1,2-Dichloroethane	0.5	5	NA	NA	NA	< 0.28	NA	NA	NA	< 0.28	NA	< 0.28	< 1.4	< 0.56	< 1.4	< 0.56	< 0.56
1,2-Dichloropropane	0.5	5	NA	NA	NA	< 0.2	NA	NA	NA	< 0.2	NA	< 0.2	< 1	< 0.4	< 1	< 0.40	< 0.40
1,2,3-Trichlorobenzene	NE	NE	NA	NA	NA	< 0.24	NA	NA	NA	< 0.24	NA	< 0.24	< 1.2	< 0.48	< 1.2	< 0.48	< 0.48
1,2,4-Trichlorobenzene	14	70	NA	NA	NA	< 0.31	NA	NA	NA	< 0.31	NA	< 0.31	< 1.6	< 0.62	< 1.6	< 0.62	< 0.62
1,3,5-Trimethylbenzene	96	480	NA	NA	NA	< 0.18	NA	NA	NA	< 0.18	NA	< 0.18	< 0.9	< 0.36	< 0.9	< 0.36	< 0.36
2-Butanone	800	4000	NA	NA	NA	NA	NA	NA	NA	NA	NA	NA	NA	NA	NA	NA	NA
2-Hexanone	NE	NE	NA	NA	NA	NA	NA	NA	NA	NA	NA	NA	NA	NA	NA	NA	NA
4-Methyl-2-pentanone	50	500	NA	NA	NA	NA	NA	NA	NA	NA	NA	NA	NA	NA	NA	NA	NA
Acetone	1800	9000	NA	NA	NA	NA	NA	NA	NA	NA	NA	NA	NA	NA	NA	NA	NA
Benzene	0.5	5	NA	NA	NA	< 0.074	NA	NA	NA	< 0.074	NA	< 0.074	< 0.37	< 0.15	< 0.37	< 0.15	< 0.15
Bromodichloromethane	0.06	0.6	NA	NA	NA	< 0.17	NA	NA	NA	< 0.17	NA	< 0.17	< 0.85	< 0.34	< 0.85	< 0.34	< 0.34
Bromoform	0.44	4.4	NA	NA	NA	< 0.28	NA	NA	NA	< 0.28	NA	< 0.28	< 1.4	< 0.56	< 1.4	< 0.56	< 0.56
Bromomethane	1	10	NA	NA	NA	< 0.31	NA	NA	NA	< 0.31	NA	< 0.31	< 1.6	< 0.62	< 1.6	< 0.62	< 0.62
Carbon disulfide	200	1000	NA	NA	NA	NA	NA	NA	NA	NA	NA	NA	NA	NA	NA	NA	NA
Carbon tetrachloride	0.5	5	NA	NA	NA	< 0.26	NA	NA	NA	< 0.26	NA	< 0.26	< 1.3	< 0.52	< 1.3	< 0.52	< 0.52
Chloroform	0.6	6	NA	NA	NA	< 0.2	NA	NA	NA	< 0.2	NA	< 0.2	< 1	< 0.4	< 1	< 0.40	< 0.40
Chloromethane	3	30	NA	NA	NA	< 0.18	NA	NA	NA	< 0.18	NA	< 0.18	< 0.9	< 0.36	< 0.9	< 0.36	< 0.36
cis-1,2-Dichloroethene	7	70	NA	NA	NA	0.69 J	NA	NA	NA	***20***	NA	***39***	***220***	***180***	***170***	***140***	***200***
Dichlorodifluoromethane	200	1000	NA	NA	NA	< 0.2	NA	NA	NA	< 0.2	NA	< 0.2	< 1	< 0.4	< 1	< 0.40	< 0.40
Ethylbenzene	140	700	NA	NA	NA	< 0.13	NA	NA	NA	< 0.13	NA	< 0.13	< 0.65	< 0.26	< 0.65	< 0.26	< 0.26
Isopropylbenzene	NE	NE	NA	NA	NA	< 0.14	NA	NA	NA	< 0.14	NA	< 0.14	< 0.7	< 0.28	< 0.7	< 0.28	< 0.28
m,p-Xylene	400	2000	NA	NA	NA	NA	NA	NA	NA	NA	NA	NA	NA	NA	NA	NA	NA
Methyl tert-butyl ether	12	60	NA	NA	NA	< 0.24	NA	NA	NA	< 0.24	NA	< 0.24	< 1.2	< 0.48	< 1.2	< 0.48	< 0.48
Methylene chloride	0.5	5	NA	NA	NA	< 0.68	NA	NA	NA	< 0.68	NA	< 0.68	< 3.4	< 1.4	< 3.4	< 1.4	< 1.4
Naphthalene	10	100	NA	NA	NA	< 0.16	NA	NA	NA	< 0.16	NA	< 0.16	< 0.8	< 0.32	< 0.8	< 0.32	< 0.32
n-Butylbenzene	NE	NE	NA	NA	NA	< 0.13	NA	NA	NA	< 0.13	NA	< 0.13	< 0.65	< 0.26	< 0.65	< 0.26	< 0.26
n-Hexane	120	600	NA	NA	NA	NA	NA	NA	NA	NA	NA	NA	NA	NA	NA	NA	NA
n-Propylbenzene	NE	NE	NA	NA	NA	< 0.13	NA	NA	NA	< 0.13	NA	< 0.13	< 0.65	< 0.26	< 0.65	< 0.26	< 0.26
o-Xylene	400	2000	NA	NA	NA	NA	NA	NA	NA	NA	NA	NA	NA	NA	NA	NA	NA
p-Isopropyltoluene	NE	NE	NA	NA	NA	< 0.17	NA	NA	NA	< 0.17	NA	< 0.17	< 0.85	< 0.34	< 0.85	< 0.34	< 0.34
sec-Butylbenzene	NE	NE	NA	NA	NA	< 0.15	NA	NA	NA	< 0.15	NA	< 0.15	< 0.75	< 0.3	< 0.75	< 0.30	< 0.30
Styrene	10	100	NA	NA	NA	< 0.1	NA	NA	NA	< 0.1	NA	< 0.1	< 0.5	< 0.2	< 0.5	< 0.20	< 0.20
tert-Butylbenzene	NE	NE	NA	NA	NA	< 0.14	NA	NA	NA	< 0.14	NA	< 0.14	< 0.7	< 0.28	< 0.7	< 0.28	< 0.28
Tetrachloroethene	0.5	5	NA	NA	NA	***190***	NA	NA	NA	***690***	NA	***650***	***1100***	***1000***	***1200***	***780***	***1100***
Toluene	160	800	NA	NA	NA	0.45 J	NA	NA	NA	< 0.11	NA	< 0.11	< 0.55	< 0.22	< 0.55	< 0.22	< 0.22
trans-1,2-Dichloroethene	20	100	NA	NA	NA	< 0.25	NA	NA	NA	< 0.25	NA	< 0.25	< 1.3	2.2	< 1.3	2.0	2.6
Trichloroethene	0.5	5	NA	NA	NA	***0.54***	NA	NA	NA	***20***	NA	***29***	***100***	***100***	***89***	***83***	***110***
Trichlorofluoromethane	698	3490	NA	NA	NA	< 0.19	NA	NA	NA	< 0.19	NA	< 0.19	< 0.95	< 0.38	< 0.95	< 2.0	< 2.0
Vinyl chloride	0.02	0.2	NA	NA	NA	< 0.1	NA	NA	NA	< 0.1	NA	< 0.1	***1.0 J***	< 0.2	< 0.5	***0.76 J***	***2.7***
Xylenes, Total	400	2000	NA	NA	NA	< 0.068	NA	NA	NA	< 0.068	NA	< 0.068	< 0.34	< 0.14	< 0.34	< 0.14	< 0.14
Total PCBs																	
Aroclor-1016	0.003	0.03	NA	NA	NA	NA	NA	NA	NA	NA	NA	NA	NA	NA	NA	NA	NA
Aroclor-1232	0.003	0.03	NA	NA	NA	NA	NA	NA	NA	NA	NA	NA	NA	NA	NA	NA	NA
Aroclor-1242	0.003	0.03	NA	NA	NA	NA	NA	NA	NA	NA	NA	NA	NA	NA	NA	NA	NA
Aroclor-1248	0.003	0.03	NA	NA	NA	NA	NA	NA	NA	NA	NA	NA	NA	NA	NA	NA	NA
Total Detected PCBs	0.003	0.03	NA	NA	NA	NA	NA	NA	NA	NA	NA	NA	NA	NA	NA	NA	NA
Dissolved PCBs																	
Aroclor-1016	0.003	0.03	NA	NA	NA	NA	NA	NA	NA	NA	NA	NA	NA	NA	NA	NA	NA
Aroclor-1232	0.003	0.03	NA	NA	NA	NA	NA	NA	NA	NA	NA	NA	NA	NA	NA	NA	NA
Aroclor-1242	0.003	0.03	NA	NA	NA	NA	NA	NA	NA	NA	NA	NA	NA	NA	NA	NA	NA
Aroclor-1248	0.003	0.03	NA	NA	NA	NA	NA	NA	NA	NA	NA	NA	NA	NA	NA	NA	NA
Total Detected PCBs	0.003	0.03	NA	NA	NA	NA	NA	NA	NA	NA	NA	NA	NA	NA	NA	NA	NA
Solids																	
Total Dissolved Solids (mg/L)	NE	NE	940	1300	900	940	880	830	840	NA	1000	NA	NA	NA	NA	NA	NA
Total Suspended Solids (TSS) (mg/L)	NE	NE	NA	NA	NA	NA	NA	NA	NA	NA	NA	NA	NA	NA	NA	NA	NA

Notes on Page 61.

Table 7: Groundwater Analytical Results Summary
Madison-Kipp Corporation
Madison, Wisconsin

WELL ID			MW-20D2	MW-20D2	MW-20D2	MW-20D2	MW-20D2	MW-20D2	MW-20D2	MW-20D2	MW-20D2	MW-20D2	MW-20D2	MW-20D2	MW-20D2	MW-20D2[1]	MW-20D2	MW-20D2	MW-20D2[1,3]
SCREEN INTERVAL (feet bgs)	PREVENTIVE	ENFORCEMENT	110 - 140 ft	110 - 140 ft	110 - 140 ft	110 - 140 ft	110 - 140 ft	110 - 140 ft	110 - 140 ft	110 - 140 ft	110 - 140 ft	110 - 140 ft	110 - 140 ft	110 - 140 ft	110 - 140 ft	110 - 140 ft	110 - 140 ft	110 - 140 ft	110 - 140 ft
SAMPLE DATE	ACTION LIMIT	STANDARD	11/29/2012	12/13/2012	12/14/2012	12/15/2012	12/16/2012	12/17/2012	12/18/2012	12/19/2012	12/27/2012	01/02/2013	01/16/2013	01/16/2013	01/30/2013	02/12/2013	02/12/2013	02/12/2013	02/12/2013
VOCs																			
1,1,1,2-Tetrachloroethane	7	70	< 0.5	NA	NA	NA	NA	NA	NA	NA	NA	NA	NA	< 0.25	NA	< 0.25	NA	NA	< 0.25
1,1,1-Trichloroethane	40	200	< 0.4	NA	NA	NA	NA	NA	NA	NA	NA	NA	NA	< 0.2	NA	< 0.2	NA	NA	< 0.2
1,1,2-Trichloroethane	0.5	5	< 0.56	NA	NA	NA	NA	NA	NA	NA	NA	NA	NA	< 0.28	NA	< 0.28	NA	NA	< 0.28
1,1-Dichloroethene	0.7	7	< 0.62	NA	NA	NA	NA	NA	NA	NA	NA	NA	NA	< 0.31	NA	< 0.31	NA	NA	< 0.31
1,2,4-Trimethylbenzene	96	480	< 0.28	NA	NA	NA	NA	NA	NA	NA	NA	NA	NA	< 0.14	NA	< 0.14	NA	NA	< 0.14
1,2-Dibromoethane	0.005	0.05	< 0.72	NA	NA	NA	NA	NA	NA	NA	NA	NA	NA	< 0.36	NA	< 0.36	NA	NA	< 0.36
1,2-Dichlorobenzene	60	600	< 0.54	NA	NA	NA	NA	NA	NA	NA	NA	NA	NA	< 0.27	NA	< 0.27	NA	NA	< 0.27
1,2-Dichloroethane	0.5	5	< 0.56	NA	NA	NA	NA	NA	NA	NA	NA	NA	NA	< 0.28	NA	< 0.28	NA	NA	< 0.28
1,2-Dichloropropane	0.5	5	< 0.4	NA	NA	NA	NA	NA	NA	NA	NA	NA	NA	< 0.2	NA	< 0.2	NA	NA	< 0.2
1,2,3-Trichlorobenzene	NE	NE	< 0.48	NA	NA	NA	NA	NA	NA	NA	NA	NA	NA	< 0.24	NA	< 0.24	NA	NA	< 0.24
1,2,4-Trichlorobenzene	14	70	< 0.62	NA	NA	NA	NA	NA	NA	NA	NA	NA	NA	< 0.31	NA	< 0.31	NA	NA	< 0.31
1,3,5-Trimethylbenzene	96	480	< 0.36	NA	NA	NA	NA	NA	NA	NA	NA	NA	NA	< 0.18	NA	< 0.18	NA	NA	< 0.18
2-Butanone	800	4000	NA	NA	NA	NA	NA	NA	NA	NA	NA	NA	NA	NA	NA	NA	NA	NA	NA
2-Hexanone	NE	NE	NA	NA	NA	NA	NA	NA	NA	NA	NA	NA	NA	NA	NA	NA	NA	NA	NA
4-Methyl-2-pentanone	50	500	NA	NA	NA	NA	NA	NA	NA	NA	NA	NA	NA	NA	NA	NA	NA	NA	NA
Acetone	1800	9000	NA	NA	NA	NA	NA	NA	NA	NA	NA	NA	NA	NA	NA	NA	NA	NA	NA
Benzene	0.5	5	< 0.15	NA	NA	NA	NA	NA	NA	NA	NA	NA	NA	< 0.074	NA	0.19 J	NA	NA	< 0.074
Bromodichloromethane	0.06	0.6	< 0.34	NA	NA	NA	NA	NA	NA	NA	NA	NA	NA	< 0.17	NA	< 0.17	NA	NA	< 0.17
Bromoform	0.44	4.4	< 0.56	NA	NA	NA	NA	NA	NA	NA	NA	NA	NA	< 0.28	NA	< 0.28	NA	NA	< 0.28
Bromomethane	1	10	< 0.62	NA	NA	NA	NA	NA	NA	NA	NA	NA	NA	< 0.31	NA	< 0.31	NA	NA	< 0.31
Carbon disulfide	200	1000	NA	NA	NA	NA	NA	NA	NA	NA	NA	NA	NA	NA	NA	NA	NA	NA	NA
Carbon tetrachloride	0.5	5	< 0.52	NA	NA	NA	NA	NA	NA	NA	NA	NA	NA	< 0.26	NA	< 0.26	NA	NA	< 0.26
Chloroform	0.6	6	< 0.4	NA	NA	NA	NA	NA	NA	NA	NA	NA	NA	0.47 J	NA	< 0.2	NA	NA	< 0.2
Chloromethane	3	30	< 0.36	NA	NA	NA	NA	NA	NA	NA	NA	NA	NA	< 0.18	NA	< 0.18	NA	NA	< 0.18
cis-1,2-Dichloroethene	7	70	***330***	NA	NA	NA	NA	NA	NA	NA	NA	NA	NA	< 0.12	NA	2.8	NA	NA	< 0.12
Dichlorodifluoromethane	200	1000	< 0.4	NA	NA	NA	NA	NA	NA	NA	NA	NA	NA	< 0.2	NA	< 0.2	NA	NA	< 0.2
Ethylbenzene	140	700	< 0.26	NA	NA	NA	NA	NA	NA	NA	NA	NA	NA	< 0.13	NA	< 0.13	NA	NA	< 0.13
Isopropylbenzene	NE	NE	< 0.28	NA	NA	NA	NA	NA	NA	NA	NA	NA	NA	< 0.14	NA	< 0.14	NA	NA	< 0.14
m,p-Xylene	400	2000	NA	NA	NA	NA	NA	NA	NA	NA	NA	NA	NA	NA	NA	NA	NA	NA	NA
Methyl tert-butyl ether	12	60	< 0.48	NA	NA	NA	NA	NA	NA	NA	NA	NA	NA	< 0.24	NA	< 0.24	NA	NA	< 0.24
Methylene chloride	0.5	5	< 1.4	NA	NA	NA	NA	NA	NA	NA	NA	NA	NA	< 0.68	NA	< 0.68	NA	NA	< 0.68
Naphthalene	10	100	< 0.32	NA	NA	NA	NA	NA	NA	NA	NA	NA	NA	< 0.16	NA	< 0.16	NA	NA	< 0.16
n-Butylbenzene	NE	NE	< 0.26	NA	NA	NA	NA	NA	NA	NA	NA	NA	NA	< 0.13	NA	< 0.13	NA	NA	< 0.13
n-Hexane	120	600	NA	NA	NA	NA	NA	NA	NA	NA	NA	NA	NA	NA	NA	NA	NA	NA	NA
n-Propylbenzene	NE	NE	< 0.26	NA	NA	NA	NA	NA	NA	NA	NA	NA	NA	< 0.13	NA	< 0.13	NA	NA	< 0.13
o-Xylene	400	2000	NA	NA	NA	NA	NA	NA	NA	NA	NA	NA	NA	NA	NA	NA	NA	NA	NA
p-Isopropyltoluene	NE	NE	< 0.34	NA	NA	NA	NA	NA	NA	NA	NA	NA	NA	< 0.17	NA	< 0.17	NA	NA	< 0.17
sec-Butylbenzene	NE	NE	< 0.3	NA	NA	NA	NA	NA	NA	NA	NA	NA	NA	< 0.15	NA	< 0.15	NA	NA	< 0.15
Styrene	10	100	< 0.2	NA	NA	NA	NA	NA	NA	NA	NA	NA	NA	< 0.1	NA	< 0.1	NA	NA	< 0.1
tert-Butylbenzene	NE	NE	< 0.28	NA	NA	NA	NA	NA	NA	NA	NA	NA	NA	< 0.14	NA	< 0.14	NA	NA	< 0.14
Tetrachloroethene	0.5	5	***1300***	NA	NA	NA	NA	NA	NA	NA	NA	NA	NA	***190***	NA	***700***	NA	NA	***24***
Toluene	160	800	< 0.22	NA	NA	NA	NA	NA	NA	NA	NA	NA	NA	0.34 J	NA	< 0.11	NA	NA	< 0.11
trans-1,2-Dichloroethene	20	100	4.3	NA	NA	NA	NA	NA	NA	NA	NA	NA	NA	< 0.25	NA	< 0.25	NA	NA	< 0.25
Trichloroethene	0.5	5	***150***	NA	NA	NA	NA	NA	NA	NA	NA	NA	NA	< 0.19	NA	***7.9***	NA	NA	< 0.19
Trichlorofluoromethane	698	3490	< 0.38	NA	NA	NA	NA	NA	NA	NA	NA	NA	NA	< 0.19	NA	NA	NA	< 0.19	< 0.19
Vinyl chloride	0.02	0.2	***1.7***	NA	NA	NA	NA	NA	NA	NA	NA	NA	NA	< 0.1	NA	< 0.1	NA	NA	< 0.1
Xylenes, Total	400	2000	< 0.14	NA	NA	NA	NA	NA	NA	NA	NA	NA	NA	< 0.068	NA	< 0.068	NA	NA	< 0.068
Total PCBs																			
Aroclor-1016	0.003	0.03	NA	NA	NA	NA	NA	NA	NA	NA	NA	NA	NA	NA	NA	NA	NA	NA	NA
Aroclor-1232	0.003	0.03	NA	NA	NA	NA	NA	NA	NA	NA	NA	NA	NA	NA	NA	NA	NA	NA	NA
Aroclor-1242	0.003	0.03	NA	NA	NA	NA	NA	NA	NA	NA	NA	NA	NA	NA	NA	NA	NA	NA	NA
Aroclor-1248	0.003	0.03	NA	NA	NA	NA	NA	NA	NA	NA	NA	NA	NA	NA	NA	NA	NA	NA	NA
Total Detected PCBs	0.003	0.03	NA	NA	NA	NA	NA	NA	NA	NA	NA	NA	NA	NA	NA	NA	NA	NA	NA
Dissolved PCBs																			
Aroclor-1016	0.003	0.03	NA	NA	NA	NA	NA	NA	NA	NA	NA	NA	NA	NA	NA	NA	NA	NA	NA
Aroclor-1232	0.003	0.03	NA	NA	NA	NA	NA	NA	NA	NA	NA	NA	NA	NA	NA	NA	NA	NA	NA
Aroclor-1242	0.003	0.03	NA	NA	NA	NA	NA	NA	NA	NA	NA	NA	NA	NA	NA	NA	NA	NA	NA
Aroclor-1248	0.003	0.03	NA	NA	NA	NA	NA	NA	NA	NA	NA	NA	NA	NA	NA	NA	NA	NA	NA
Total Detected PCBs	0.003	0.03	NA	NA	NA	NA	NA	NA	NA	NA	NA	NA	NA	NA	NA	NA	NA	NA	NA
Solids																			
Total Dissolved Solids (mg/L)	NE	NE	1000	1500	2400	3000	25000	12000	42000	34000	19000	12000	8700	2400	5500	7700	1900	NA	NA
Total Suspended Solids (TSS) (mg/L)	NE	NE	NA	NA	NA	NA	NA	NA	NA	NA	NA	NA	NA	NA	NA	NA	NA	NA	NA

Notes on Page 61.

Table 7: Groundwater Analytical Results Summary
Madison-Kipp Corporation
Madison, Wisconsin

WELL ID			MW-20D2	MW-20D2[1]	MW-20D2[1]	MW-20D2[1]	MW-20D2[1]	MW-20D2	MW-20D2[1]	MW-21D	MW-21D	MW-21D	MW-21D	MW-21D	MW-21D	MW-21D	MW-21D	MW-21D	MW-21D
SCREEN INTERVAL (feet bgs)	PREVENTIVE	ENFORCEMENT	110 - 140 ft	110 - 140 ft	110 - 140 ft	110 - 140 ft	110 - 140 ft	110 - 140 ft	110 - 140 ft	60 - 90 ft	60 - 90 ft	60 - 90 ft	60 - 90 ft	60 - 90 ft	60 - 90 ft	60 - 90 ft	60 - 90 ft	60 - 90 ft	60 - 90 ft
SAMPLE DATE	ACTION LIMIT	STANDARD	02/28/2013	03/12/2013	04/18/2013	07/17/2013	10/15/2013	04/15/2014	10/22/2014	11/28/2012	12/12/2012	12/13/2012	12/14/2012	12/15/2012	12/16/2012	12/17/2012	12/18/2012	12/19/2012	12/27/2012
VOCs																			
1,1,1,2-Tetrachloroethane	7	70	NA	< 0.25	< 1.3	< 0.25	< 0.25	< 1.3	< 0.50	< 0.5	NA	NA	NA	NA	NA	NA	NA	NA	NA
1,1,1-Trichloroethane	40	200	NA	< 0.2	< 1	< 0.2	< 0.2	< 1.0	< 0.40	< 0.4	NA	NA	NA	NA	NA	NA	NA	NA	NA
1,1,2-Trichloroethane	0.5	5	NA	< 0.28	< 1.4	< 0.28	< 0.28	< 1.4	< 0.56	< 0.56	NA	NA	NA	NA	NA	NA	NA	NA	NA
1,1-Dichloroethene	0.7	7	NA	< 0.31	< 1.6	< 0.31	< 0.31	< 1.6	< 0.62	< 0.62	NA	NA	NA	NA	NA	NA	NA	NA	NA
1,2,4-Trimethylbenzene	96	480	NA	< 0.14	< 0.7	< 0.14	< 0.14	< 0.70	< 0.28	< 0.28	NA	NA	NA	NA	NA	NA	NA	NA	NA
1,2-Dibromoethane	0.005	0.05	NA	< 0.36	< 1.8	< 0.36	< 0.36	< 1.8	< 0.72	< 0.72	NA	NA	NA	NA	NA	NA	NA	NA	NA
1,2-Dichlorobenzene	60	600	NA	< 0.27	< 1.4	< 0.27	< 0.27	< 1.4	< 0.54	< 0.54	NA	NA	NA	NA	NA	NA	NA	NA	NA
1,2-Dichloroethane	0.5	5	NA	< 0.28	< 1.4	< 0.28	< 0.28	< 1.4	< 0.56	< 0.56	NA	NA	NA	NA	NA	NA	NA	NA	NA
1,2-Dichloropropane	0.5	5	NA	< 0.2	< 1	< 0.2	< 0.2	< 1.0	< 0.40	< 0.4	NA	NA	NA	NA	NA	NA	NA	NA	NA
1,2,3-Trichlorobenzene	NE	NE	NA	< 0.24	< 1.2	< 0.24	< 0.24	< 1.2	< 0.48	< 0.48	NA	NA	NA	NA	NA	NA	NA	NA	NA
1,2,4-Trichlorobenzene	14	70	NA	< 0.31	< 1.6	< 0.31	< 0.31	< 1.6	< 0.62	< 0.62	NA	NA	NA	NA	NA	NA	NA	NA	NA
1,3,5-Trimethylbenzene	96	480	NA	< 0.18	< 0.9	< 0.18	< 0.18	< 0.90	< 0.36	< 0.36	NA	NA	NA	NA	NA	NA	NA	NA	NA
2-Butanone	800	4000	NA	NA	NA	NA	NA	NA	NA	NA	NA	NA	NA	NA	NA	NA	NA	NA	NA
2-Hexanone	NE	NE	NA	NA	NA	NA	NA	NA	NA	NA	NA	NA	NA	NA	NA	NA	NA	NA	NA
4-Methyl-2-pentanone	50	500	NA	NA	NA	NA	NA	NA	NA	NA	NA	NA	NA	NA	NA	NA	NA	NA	NA
Acetone	1800	9000	NA	NA	NA	NA	NA	NA	NA	NA	NA	NA	NA	NA	NA	NA	NA	NA	NA
Benzene	0.5	5	NA	< 0.074	< 0.37	< 0.074	< 0.074	< 0.37	< 0.15	< 0.15	NA	NA	NA	NA	NA	NA	NA	NA	NA
Bromodichloromethane	0.06	0.6	NA	< 0.17	< 0.85	< 0.17	< 0.17	< 0.85	< 0.34	< 0.34	NA	NA	NA	NA	NA	NA	NA	NA	NA
Bromoform	0.44	4.4	NA	< 0.28	< 1.4	< 0.28	< 0.28	< 1.4	< 0.56	< 0.56	NA	NA	NA	NA	NA	NA	NA	NA	NA
Bromomethane	1	10	NA	< 0.31	< 1.6	< 0.31	< 0.31	< 1.6	< 0.62	< 0.62	NA	NA	NA	NA	NA	NA	NA	NA	NA
Carbon disulfide	200	1000	NA	NA	NA	NA	NA	NA	NA	NA	NA	NA	NA	NA	NA	NA	NA	NA	NA
Carbon tetrachloride	0.5	5	NA	< 0.26	< 1.3	< 0.26	< 0.26	< 1.3	< 0.52	< 0.52	NA	NA	NA	NA	NA	NA	NA	NA	NA
Chloroform	0.6	6	NA	< 0.2	< 1	< 0.2	< 0.2	< 1.0	< 0.40	< 0.4	NA	NA	NA	NA	NA	NA	NA	NA	NA
Chloromethane	3	30	NA	< 0.18	< 0.9	< 0.18	< 0.18	< 0.90	< 0.36	< 0.36	NA	NA	NA	NA	NA	NA	NA	NA	NA
cis-1,2-Dichloroethene	7	70	NA	2.8	***30***	< 0.12	1.4	< 0.60	***12***	***380***	NA	NA	NA	NA	NA	NA	NA	NA	NA
Dichlorodifluoromethane	200	1000	NA	< 0.2	< 1	< 0.2	< 0.2	< 1.0	< 0.40	< 0.4	NA	NA	NA	NA	NA	NA	NA	NA	NA
Ethylbenzene	140	700	NA	< 0.13	< 0.65	< 0.13	< 0.13	< 0.65	< 0.26	< 0.26	NA	NA	NA	NA	NA	NA	NA	NA	NA
Isopropylbenzene	NE	NE	NA	< 0.14	< 0.7	< 0.14	< 0.14	< 0.70	< 0.28	< 0.28	NA	NA	NA	NA	NA	NA	NA	NA	NA
m,p-Xylene	400	2000	NA	NA	NA	NA	NA	NA	NA	NA	NA	NA	NA	NA	NA	NA	NA	NA	NA
Methyl tert-butyl ether	12	60	NA	< 0.24	< 1.2	< 0.24	< 0.24	< 1.2	< 0.48	< 0.48	NA	NA	NA	NA	NA	NA	NA	NA	NA
Methylene chloride	0.5	5	NA	< 0.68	< 3.4	< 0.68	< 0.68	< 3.4	< 1.4	< 1.4	NA	NA	NA	NA	NA	NA	NA	NA	NA
Naphthalene	10	100	NA	< 0.16	< 0.8	< 0.16	< 0.16	< 0.80	< 0.32	< 0.32	NA	NA	NA	NA	NA	NA	NA	NA	NA
n-Butylbenzene	NE	NE	NA	< 0.13	< 0.65	< 0.13	< 0.13	< 0.65	< 0.26	< 0.26	NA	NA	NA	NA	NA	NA	NA	NA	NA
n-Hexane	120	600	NA	NA	NA	NA	NA	NA	NA	NA	NA	NA	NA	NA	NA	NA	NA	NA	NA
n-Propylbenzene	NE	NE	NA	< 0.13	< 0.65	< 0.13	< 0.13	< 0.65	< 0.26	< 0.26	NA	NA	NA	NA	NA	NA	NA	NA	NA
o-Xylene	400	2000	NA	NA	NA	NA	NA	NA	NA	NA	NA	NA	NA	NA	NA	NA	NA	NA	NA
p-Isopropyltoluene	NE	NE	NA	< 0.17	< 0.85	< 0.17	< 0.17	< 0.85	< 0.34	< 0.34	NA	NA	NA	NA	NA	NA	NA	NA	NA
sec-Butylbenzene	NE	NE	NA	< 0.15	< 0.75	< 0.15	< 0.15	< 0.75	< 0.30	< 0.3	NA	NA	NA	NA	NA	NA	NA	NA	NA
Styrene	10	100	NA	< 0.1	< 0.5	< 0.1	< 0.1	< 0.50	< 0.20	< 0.2	NA	NA	NA	NA	NA	NA	NA	NA	NA
tert-Butylbenzene	NE	NE	NA	< 0.14	< 0.7	< 0.14	< 0.14	< 0.70	< 0.28	< 0.28	NA	NA	NA	NA	NA	NA	NA	NA	NA
Tetrachloroethene	0.5	5	NA	***490***	***1100***	***53***	***380***	***1600***	***740***	***1200***	NA	NA	NA	NA	NA	NA	NA	NA	NA
Toluene	160	800	NA	< 0.11	< 0.55	< 0.11	< 0.11	< 0.55	< 0.22	< 0.22	NA	NA	NA	NA	NA	NA	NA	NA	NA
trans-1,2-Dichloroethene	20	100	NA	< 0.25	< 1.3	< 0.25	< 0.25	< 1.3	< 0.50	5.1	NA	NA	NA	NA	NA	NA	NA	NA	NA
Trichloroethene	0.5	5	NA	***5.3***	***41***	< 0.19	***4.5***	***2.7***	***11***	***180***	NA	NA	NA	NA	NA	NA	NA	NA	NA
Trichlorofluoromethane	698	3490	NA	< 0.19	< 0.95	< 0.19	< 0.19	< 5.0	< 2.0	< 0.38	NA	NA	NA	NA	NA	NA	NA	NA	NA
Vinyl chloride	0.02	0.2	NA	< 0.1	< 0.5	< 0.1	< 0.1	< 0.50	< 0.20	***1.4***	NA	NA	NA	NA	NA	NA	NA	NA	NA
Xylenes, Total	400	2000	NA	< 0.068	< 0.34	< 0.068	< 0.068	< 0.34	< 0.14	< 0.14	NA	NA	NA	NA	NA	NA	NA	NA	NA
Total PCBs																			
Aroclor-1016	0.003	0.03	NA	NA	NA	NA	NA	NA	NA	NA	NA	NA	NA	NA	NA	NA	NA	NA	NA
Aroclor-1232	0.003	0.03	NA	NA	NA	NA	NA	NA	NA	NA	NA	NA	NA	NA	NA	NA	NA	NA	NA
Aroclor-1242	0.003	0.03	NA	NA	NA	NA	NA	NA	NA	NA	NA	NA	NA	NA	NA	NA	NA	NA	NA
Aroclor-1248	0.003	0.03	NA	NA	NA	NA	NA	NA	NA	NA	NA	NA	NA	NA	NA	NA	NA	NA	NA
Total Detected PCBs	0.003	0.03	NA	NA	NA	NA	NA	NA	NA	NA	NA	NA	NA	NA	NA	NA	NA	NA	NA
Dissolved PCBs																			
Aroclor-1016	0.003	0.03	NA	NA	NA	NA	NA	NA	NA	NA	NA	NA	NA	NA	NA	NA	NA	NA	NA
Aroclor-1232	0.003	0.03	NA	NA	NA	NA	NA	NA	NA	NA	NA	NA	NA	NA	NA	NA	NA	NA	NA
Aroclor-1242	0.003	0.03	NA	NA	NA	NA	NA	NA	NA	NA	NA	NA	NA	NA	NA	NA	NA	NA	NA
Aroclor-1248	0.003	0.03	NA	NA	NA	NA	NA	NA	NA	NA	NA	NA	NA	NA	NA	NA	NA	NA	NA
Total Detected PCBs	0.003	0.03	NA	NA	NA	NA	NA	NA	NA	NA	NA	NA	NA	NA	NA	NA	NA	NA	NA
Solids																			
Total Dissolved Solids (mg/L)	NE	NE	3900	NA	NA	NA	NA	NA	NA	1400	1000	8900	3000	3800	3700	2700	2000	1700	1300
Total Suspended Solids (TSS) (mg/L)	NE	NE	NA	NA	NA	NA	NA	NA	NA	NA	NA	NA	NA	NA	NA	NA	NA	NA	NA

Notes on Page 61.

Table 7: Groundwater Analytical Results Summary
Madison-Kipp Corporation
Madison, Wisconsin

WELL ID			MW-21D	MW-21D	MW-21D	MW-21D	MW-21D	MW-21D	MW-21D[1]	MW-21D	MW-21D[1]	MW-21D[1]	MW-21D	MW-21D	MW-21D	MW-21D	MW-21D2	MW-21D2	MW-21D2
SCREEN INTERVAL (feet bgs)	PREVENTIVE	ENFORCEMENT	60 - 90 ft	60 - 90 ft	60 - 90 ft	60 - 90 ft	60 - 90 ft	60 - 90 ft	60 - 90 ft	60 - 90 ft	60 - 90 ft	60 - 90 ft	60 - 90 ft	60 - 90 ft	60 - 90 ft	60 - 90 ft	110 - 170 ft	110 - 170 ft	110 - 170 ft
SAMPLE DATE	ACTION LIMIT	STANDARD	01/02/2013	01/17/2013	01/17/2013	01/30/2013	02/14/2013	02/14/2013	02/14/2013	02/28/2013	03/12/2013	04/17/2013	07/18/2013	10/10/2013	04/15/2014	10/23/2014	11/28/2012	12/16/2012	12/17/2012
VOCs																			
1,1,1,2-Tetrachloroethane	7	70	NA	NA	< 0.25	NA	NA	NA	< 0.5	NA	< 0.5	< 1.3	< 1.3	< 1.3	< 1.3	< 0.25	< 1.3	NA	NA
1,1,1-Trichloroethane	40	200	NA	NA	< 0.2	NA	NA	NA	< 0.4	NA	< 0.4	< 1	< 1	< 1	< 1.0	< 0.20	< 1	NA	NA
1,1,2-Trichloroethane	0.5	5	NA	NA	< 0.28	NA	NA	NA	< 0.56	NA	< 0.56	< 1.4	< 1.4	< 1.4	< 1.4	< 0.28	< 1.4	NA	NA
1,1-Dichloroethene	0.7	7	NA	NA	< 0.31	NA	NA	NA	< 0.62	NA	< 0.62	< 1.6	< 1.6	< 1.6	< 1.6	< 0.31	< 1.6	NA	NA
1,2,4-Trimethylbenzene	96	480	NA	NA	< 0.14	NA	NA	NA	< 0.28	NA	< 0.28	< 0.7	< 0.7	< 0.7	< 0.70	< 0.14	< 0.7	NA	NA
1,2-Dibromoethane	0.005	0.05	NA	NA	< 0.36	NA	NA	NA	< 0.72	NA	< 0.72	< 1.8	< 1.8	< 1.8	< 1.8	< 0.36	< 1.8	NA	NA
1,2-Dichlorobenzene	60	600	NA	NA	< 0.27	NA	NA	NA	< 0.54	NA	< 0.54	< 1.4	< 1.4	< 1.4	< 1.4	< 0.27	< 1.4	NA	NA
1,2-Dichloroethane	0.5	5	NA	NA	< 0.28	NA	NA	NA	< 0.56	NA	< 0.56	< 1.4	< 1.4	< 1.4	< 1.4	< 0.28	< 1.4	NA	NA
1,2-Dichloropropane	0.5	5	NA	NA	< 0.2	NA	NA	NA	< 0.4	NA	< 0.4	< 1	< 1	< 1	< 1.0	< 0.20	< 1	NA	NA
1,2,3-Trichlorobenzene	NE	NE	NA	NA	< 0.24	NA	NA	NA	< 0.48	NA	< 0.48	< 1.2	< 1.2	< 1.2	< 1.2	< 0.24	< 1.2	NA	NA
1,2,4-Trichlorobenzene	14	70	NA	NA	< 0.31	NA	NA	NA	< 0.62	NA	< 0.62	< 1.6	< 1.6	< 1.6	< 1.6	< 0.31	< 1.6	NA	NA
1,3,5-Trimethylbenzene	96	480	NA	NA	< 0.18	NA	NA	NA	< 0.36	NA	< 0.36	< 0.9	< 0.9	< 0.9	< 0.90	< 0.18	< 0.9	NA	NA
2-Butanone	800	4000	NA	NA	NA	NA	NA	NA	NA	NA	NA	NA	NA	NA	NA	NA	NA	NA	NA
2-Hexanone	NE	NE	NA	NA	NA	NA	NA	NA	NA	NA	NA	NA	NA	NA	NA	NA	NA	NA	NA
4-Methyl-2-pentanone	50	500	NA	NA	NA	NA	NA	NA	NA	NA	NA	NA	NA	NA	NA	NA	NA	NA	NA
Acetone	1800	9000	NA	NA	NA	NA	NA	NA	NA	NA	NA	NA	NA	NA	NA	NA	NA	NA	NA
Benzene	0.5	5	NA	NA	< 0.074	NA	NA	NA	< 0.15	NA	< 0.15	< 0.37	< 0.37	< 0.37	< 0.37	0.33 J	< 0.37	NA	NA
Bromodichloromethane	0.06	0.6	NA	NA	< 0.17	NA	NA	NA	< 0.34	NA	< 0.34	< 0.85	< 0.85	< 0.85	< 0.85	< 0.17	< 0.85	NA	NA
Bromoform	0.44	4.4	NA	NA	< 0.28	NA	NA	NA	< 0.56	NA	< 0.56	< 1.4	< 1.4	< 1.4	< 1.4	< 0.28	< 1.4	NA	NA
Bromomethane	1	10	NA	NA	< 0.31	NA	NA	NA	< 0.62 *	NA	< 0.62	< 1.6	< 1.6	< 1.6	< 1.6	< 0.31	< 1.6	NA	NA
Carbon disulfide	200	1000	NA	NA	NA	NA	NA	NA	NA	NA	NA	NA	NA	NA	NA	NA	NA	NA	NA
Carbon tetrachloride	0.5	5	NA	NA	< 0.26	NA	NA	NA	< 0.52	NA	< 0.52	< 1.3	< 1.3	< 1.3	< 1.3	< 0.26	< 1.3	NA	NA
Chloroform	0.6	6	NA	NA	< 0.2	NA	NA	NA	< 0.4	NA	< 0.4	< 1	< 1	< 1	< 1.0	***0.70 J***	< 1	NA	NA
Chloromethane	3	30	NA	NA	< 0.18	NA	NA	NA	< 0.36	NA	< 0.36	< 0.9	< 0.9	< 0.9	< 0.90	< 0.18	< 0.9	NA	NA
cis-1,2-Dichloroethene	7	70	NA	NA	***85***	NA	NA	NA	***270***	NA	***310***	***310***	***370***	***360***	***320***	***230***	***300***	NA	NA
Dichlorodifluoromethane	200	1000	NA	NA	< 0.2	NA	NA	NA	< 0.4	NA	< 0.4	< 1	< 1	< 1	< 1.0	< 0.20	< 1	NA	NA
Ethylbenzene	140	700	NA	NA	0.43 J	NA	NA	NA	< 0.26	NA	< 0.26	< 0.65	< 0.65	< 0.65	< 0.65	< 0.13	< 0.65	NA	NA
Isopropylbenzene	NE	NE	NA	NA	< 0.14	NA	NA	NA	< 0.28	NA	< 0.28	< 0.7	< 0.7	< 0.7	< 0.70	< 0.14	< 0.7	NA	NA
m,p-Xylene	400	2000	NA	NA	NA	NA	NA	NA	NA	NA	NA	NA	NA	NA	NA	NA	NA	NA	NA
Methyl tert-butyl ether	12	60	NA	NA	< 0.24	NA	NA	NA	< 0.48	NA	< 0.48	< 1.2	< 1.2	< 1.2	< 1.2	< 0.24	< 1.2	NA	NA
Methylene chloride	0.5	5	NA	NA	< 0.68	NA	NA	NA	< 1.4	NA	< 1.4	< 3.4	< 3.4	< 3.4	< 3.4	< 0.68	< 3.4	NA	NA
Naphthalene	10	100	NA	NA	< 0.16	NA	NA	NA	< 0.32	NA	< 0.32	< 0.8	< 0.8	< 0.8	< 0.80	< 0.16	< 0.8	NA	NA
n-Butylbenzene	NE	NE	NA	NA	< 0.13	NA	NA	NA	< 0.26	NA	< 0.26	< 0.65	< 0.65	< 0.65	< 0.65	< 0.13	< 0.65	NA	NA
n-Hexane	120	600	NA	NA	NA	NA	NA	NA	NA	NA	NA	NA	NA	NA	NA	NA	NA	NA	NA
n-Propylbenzene	NE	NE	NA	NA	< 0.13	NA	NA	NA	< 0.26	NA	< 0.26	< 0.65	< 0.65	< 0.65	< 0.65	< 0.13	< 0.65	NA	NA
o-Xylene	400	2000	NA	NA	NA	NA	NA	NA	NA	NA	NA	NA	NA	NA	NA	NA	NA	NA	NA
p-Isopropyltoluene	NE	NE	NA	NA	< 0.17	NA	NA	NA	< 0.34	NA	< 0.34	< 0.85	< 0.85	< 0.85	< 0.85	< 0.17	< 0.85	NA	NA
sec-Butylbenzene	NE	NE	NA	NA	< 0.15	NA	NA	NA	< 0.3	NA	< 0.3	< 0.75	< 0.75	< 0.75	< 0.75	< 0.15	< 0.75	NA	NA
Styrene	10	100	NA	NA	< 0.1	NA	NA	NA	< 0.2	NA	< 0.2	< 0.5	< 0.5	< 0.5	< 0.50	< 0.10	< 0.5	NA	NA
tert-Butylbenzene	NE	NE	NA	NA	< 0.14	NA	NA	NA	< 0.28	NA	< 0.28	< 0.7	< 0.7	< 0.7	< 0.70	< 0.14	< 0.7	NA	NA
Tetrachloroethene	0.5	5	NA	NA	***700***	NA	NA	NA	***1600***	NA	***1500***	***1100***	***1700***	***1600***	***1800***	***1200***	***2600***	NA	NA
Toluene	160	800	NA	NA	0.38 J	NA	NA	NA	< 0.22	NA	< 0.22	< 0.55	< 0.55	< 0.55	< 0.55	< 0.11	< 0.55	NA	NA
trans-1,2-Dichloroethene	20	100	NA	NA	< 0.25	NA	NA	NA	< 0.5	NA	2.9	< 1.3	5.2	6.2	5.0	4.1	2.7 J	NA	NA
Trichloroethene	0.5	5	NA	NA	***23***	NA	NA	NA	***130***	NA	***160***	***140***	***180***	***160***	***180***	***170***	***160***	NA	NA
Trichlorofluoromethane	698	3490	NA	NA	< 0.19	NA	NA	NA	< 0.38	NA	< 0.38	< 0.95	< 0.95	< 0.95	< 5.0	< 1.0	< 0.95	NA	NA
Vinyl chloride	0.02	0.2	NA	NA	< 0.1	NA	NA	NA	< 0.2	NA	< 0.2	< 0.5	< 0.5	< 0.5	***1.5 J***	***1.3***	< 0.5	NA	NA
Xylenes, Total	400	2000	NA	NA	2.5	NA	NA	NA	< 0.14	NA	< 0.14	< 0.34	< 0.34	< 0.34	< 0.34	< 0.068	< 0.34	NA	NA
Total PCBs																			
Aroclor-1016	0.003	0.03	NA	NA	NA	NA	NA	NA	NA	NA	NA	NA	NA	NA	NA	NA	NA	NA	NA
Aroclor-1232	0.003	0.03	NA	NA	NA	NA	NA	NA	NA	NA	NA	NA	NA	NA	NA	NA	NA	NA	NA
Aroclor-1242	0.003	0.03	NA	NA	NA	NA	NA	NA	NA	NA	NA	NA	NA	NA	NA	NA	NA	NA	NA
Aroclor-1248	0.003	0.03	NA	NA	NA	NA	NA	NA	NA	NA	NA	NA	NA	NA	NA	NA	NA	NA	NA
Total Detected PCBs	0.003	0.03	NA	NA	NA	NA	NA	NA	NA	NA	NA	NA	NA	NA	NA	NA	NA	NA	NA
Dissolved PCBs																			
Aroclor-1016	0.003	0.03	NA	NA	NA	NA	NA	NA	NA	NA	NA	NA	NA	NA	NA	NA	NA	NA	NA
Aroclor-1232	0.003	0.03	NA	NA	NA	NA	NA	NA	NA	NA	NA	NA	NA	NA	NA	NA	NA	NA	NA
Aroclor-1242	0.003	0.03	NA	NA	NA	NA	NA	NA	NA	NA	NA	NA	NA	NA	NA	NA	NA	NA	NA
Aroclor-1248	0.003	0.03	NA	NA	NA	NA	NA	NA	NA	NA	NA	NA	NA	NA	NA	NA	NA	NA	NA
Total Detected PCBs	0.003	0.03	NA	NA	NA	NA	NA	NA	NA	NA	NA	NA	NA	NA	NA	NA	NA	NA	NA
Solids																			
Total Dissolved Solids (mg/L)	NE	NE	1300	1200	1200	1100	1100	1100	NA	1200	NA	NA	NA	NA	NA	NA	1100	950	930
Total Suspended Solids (TSS) (mg/L)	NE	NE	NA	NA	NA	NA	NA	NA	NA	NA	NA	NA	NA	NA	NA	NA	NA	NA	NA

Notes on Page 61.

Table 7: Groundwater Analytical Results Summary
Madison-Kipp Corporation
Madison, Wisconsin

WELL ID			MW-21D2	MW-21D2	MW-21D2	MW-21D2	MW-21D2	MW-21D2	MW-21D2	MW-21D2	MW-21D2	MW-21D2[1]	MW-21D2	MW-21D2[1]	MW-21D2[1]	MW-21D2	MW-21D2	MW-21D2[1]
SCREEN INTERVAL (feet bgs)	PREVENTIVE	ENFORCEMENT	110 - 170 ft	110 - 170 ft	110 - 170 ft	110 - 170 ft	110 - 170 ft	110 - 170 ft	110 - 170 ft	110 - 170 ft	110 - 170 ft	110 - 170 ft	110 - 170 ft	110 - 170 ft	110 - 170 ft	110 - 170 ft	110 - 170 ft	110 - 170 ft
SAMPLE DATE	ACTION LIMIT	STANDARD	12/18/2012	12/19/2012	12/27/2012	01/02/2013	01/17/2013	01/17/2013	01/31/2013	02/14/2013	02/14/2013	02/14/2013	02/28/2013	03/12/2013	04/17/2013	07/18/2013	10/15/2013	04/15/2014	10/23/2014
VOCs																			
1,1,1,2-Tetrachloroethane	7	70	NA	NA	NA	NA	NA	< 0.25	NA	NA	NA	< 1.3	NA	< 1.3	< 2.5	< 1.3	< 0.5	< 1.3	< 0.25
1,1,1-Trichloroethane	40	200	NA	NA	NA	NA	NA	< 0.2	NA	NA	NA	< 1	NA	< 1	< 2	< 1	< 0.4	< 1.0	< 0.20
1,1,2-Trichloroethane	0.5	5	NA	NA	NA	NA	NA	***1.4***	NA	NA	NA	< 1.4	NA	< 1.4	< 2.8	< 1.4	< 0.56	< 1.4	< 0.28
1,1-Dichloroethene	0.7	7	NA	NA	NA	NA	NA	< 0.31	NA	NA	NA	< 1.6	NA	< 1.6	< 3.1	< 1.6	< 0.62	< 1.6	< 0.31
1,2,4-Trimethylbenzene	96	480	NA	NA	NA	NA	NA	< 0.14	NA	NA	NA	< 0.7	NA	< 0.7	< 1.4	< 0.7	< 0.28	< 0.70	< 0.14
1,2-Dibromoethane	0.005	0.05	NA	NA	NA	NA	NA	< 0.36	NA	NA	NA	< 1.8	NA	< 1.8	< 3.6	< 1.8	< 0.72	< 1.8	< 0.36
1,2-Dichlorobenzene	60	600	NA	NA	NA	NA	NA	< 0.27	NA	NA	NA	< 1.4	NA	< 1.4	< 2.7	< 1.4	< 0.54	< 1.4	< 0.27
1,2-Dichloroethane	0.5	5	NA	NA	NA	NA	NA	< 0.28	NA	NA	NA	< 1.4	NA	< 1.4	< 2.8	< 1.4	< 0.56	< 1.4	< 0.28
1,2-Dichloropropane	0.5	5	NA	NA	NA	NA	NA	< 0.2	NA	NA	NA	< 1	NA	< 1	< 2	< 1	< 0.4	< 1.0	< 0.20
1,2,3-Trichlorobenzene	NE	NE	NA	NA	NA	NA	NA	< 0.24	NA	NA	NA	< 1.2	NA	< 1.2	< 2.4	< 1.2	< 0.48	< 1.2	< 0.24
1,2,4-Trichlorobenzene	14	70	NA	NA	NA	NA	NA	< 0.31	NA	NA	NA	< 1.6	NA	< 1.6	< 3.1	< 1.6	< 0.62	< 1.6	< 0.31
1,3,5-Trimethylbenzene	96	480	NA	NA	NA	NA	NA	< 0.18	NA	NA	NA	< 0.9	NA	< 0.9	< 1.8	< 0.9	< 0.36	< 0.90	< 0.18
2-Butanone	800	4000	NA	NA	NA	NA	NA	NA	NA	NA	NA	NA	NA	NA	NA	NA	NA	NA	NA
2-Hexanone	NE	NE	NA	NA	NA	NA	NA	NA	NA	NA	NA	NA	NA	NA	NA	NA	NA	NA	NA
4-Methyl-2-pentanone	50	500	NA	NA	NA	NA	NA	NA	NA	NA	NA	NA	NA	NA	NA	NA	NA	NA	NA
Acetone	1800	9000	NA	NA	NA	NA	NA	NA	NA	NA	NA	NA	NA	NA	NA	NA	NA	NA	NA
Benzene	0.5	5	NA	NA	NA	NA	NA	0.25 J	NA	NA	NA	< 0.37	NA	< 0.37	< 0.74	< 0.37	< 0.15	< 0.37	0.24 J
Bromodichloromethane	0.06	0.6	NA	NA	NA	NA	NA	< 0.17	NA	NA	NA	< 0.85	NA	< 0.85	< 1.7	< 0.85	< 0.34	< 0.85	< 0.17
Bromoform	0.44	4.4	NA	NA	NA	NA	NA	< 0.28	NA	NA	NA	< 1.4	NA	< 1.4	< 2.8	< 1.4	< 0.56	< 1.4	< 0.28
Bromomethane	1	10	NA	NA	NA	NA	NA	< 0.31	NA	NA	NA	< 1.6 *	NA	< 1.6	< 3.1	< 1.6	< 0.62	< 1.6	< 0.31
Carbon disulfide	200	1000	NA	NA	NA	NA	NA	NA	NA	NA	NA	NA	NA	NA	NA	NA	NA	NA	NA
Carbon tetrachloride	0.5	5	NA	NA	NA	NA	NA	< 0.26	NA	NA	NA	< 1.3	NA	< 1.3	< 2.6	< 1.3	< 0.52	< 1.3	< 0.26
Chloroform	0.6	6	NA	NA	NA	NA	NA	< 0.2	NA	NA	NA	< 1	NA	< 1	< 2	< 1	< 0.4	< 1.0	***0.81 J***
Chloromethane	3	30	NA	NA	NA	NA	NA	< 0.18	NA	NA	NA	< 0.9	NA	< 0.9	< 1.8	< 0.9	< 0.36	< 0.90	< 0.18
cis-1,2-Dichloroethene	7	70	NA	NA	NA	NA	NA	< 0.12	NA	NA	NA	< 0.6	NA	< 0.6	***190***	***220***	***110***	***110***	1.3
Dichlorodifluoromethane	200	1000	NA	NA	NA	NA	NA	< 0.2	NA	NA	NA	< 1	NA	< 1	< 2	< 1	< 0.4	< 1.0	< 0.20
Ethylbenzene	140	700	NA	NA	NA	NA	NA	0.62	NA	NA	NA	< 0.65	NA	< 0.65	< 1.3	< 0.65	< 0.26	< 0.65	< 0.13
Isopropylbenzene	NE	NE	NA	NA	NA	NA	NA	< 0.14	NA	NA	NA	< 0.7	NA	< 0.7	< 1.4	< 0.7	< 0.28	< 0.70	< 0.14
m,p-Xylene	400	2000	NA	NA	NA	NA	NA	NA	NA	NA	NA	NA	NA	NA	NA	NA	NA	NA	NA
Methyl tert-butyl ether	12	60	NA	NA	NA	NA	NA	< 0.24	NA	NA	NA	< 1.2	NA	< 1.2	< 2.4	< 1.2	< 0.48	< 1.2	< 0.24
Methylene chloride	0.5	5	NA	NA	NA	NA	NA	< 0.68	NA	NA	NA	< 3.4	NA	< 3.4	< 6.8	< 3.4	< 1.4	< 3.4	< 0.68
Naphthalene	10	100	NA	NA	NA	NA	NA	< 0.16	NA	NA	NA	< 0.8	NA	< 0.8	< 1.6	< 0.8	< 0.32	< 0.80	< 0.16
n-Butylbenzene	NE	NE	NA	NA	NA	NA	NA	< 0.13	NA	NA	NA	< 0.65	NA	< 0.65	< 1.3	< 0.65	< 0.26	< 0.65	< 0.13
n-Hexane	120	600	NA	NA	NA	NA	NA	NA	NA	NA	NA	NA	NA	NA	NA	NA	NA	NA	NA
n-Propylbenzene	NE	NE	NA	NA	NA	NA	NA	< 0.13	NA	NA	NA	< 0.65	NA	< 0.65	< 1.3	< 0.65	< 0.26	< 0.65	< 0.13
o-Xylene	400	2000	NA	NA	NA	NA	NA	NA	NA	NA	NA	NA	NA	NA	NA	NA	NA	NA	NA
p-Isopropyltoluene	NE	NE	NA	NA	NA	NA	NA	< 0.17	NA	NA	NA	< 0.85	NA	< 0.85	< 1.7	< 0.85	< 0.34	< 0.85	< 0.17
sec-Butylbenzene	NE	NE	NA	NA	NA	NA	NA	< 0.15	NA	NA	NA	< 0.75	NA	< 0.75	< 1.5	< 0.75	< 0.3	< 0.75	< 0.15
Styrene	10	100	NA	NA	NA	NA	NA	< 0.1	NA	NA	NA	< 0.5	NA	< 0.5	< 1	< 0.5	< 0.2	< 0.50	< 0.10
tert-Butylbenzene	NE	NE	NA	NA	NA	NA	NA	< 0.14	NA	NA	NA	< 0.7	NA	< 0.7	< 1.4	< 0.7	< 0.28	< 0.70	< 0.14
Tetrachloroethene	0.5	5	NA	NA	NA	NA	NA	***1200***	NA	NA	NA	***3900***	NA	***2200***	***3500***	***2500***	***1500***	***1900***	***930***
Toluene	160	800	NA	NA	NA	NA	NA	0.48 J	NA	NA	NA	< 0.55	NA	< 0.55	< 1.1	< 0.55	< 0.22	< 0.55	< 0.11
trans-1,2-Dichloroethene	20	100	NA	NA	NA	NA	NA	< 0.25	NA	NA	NA	< 1.3	NA	< 1.3	< 2.5	< 1.3	< 0.5	< 1.3	< 0.25
Trichloroethene	0.5	5	NA	NA	NA	NA	NA	< 0.19	NA	NA	NA	***11***	NA	***14***	***150***	***210***	***120***	***130***	***3.3***
Trichlorofluoromethane	698	3490	NA	NA	NA	NA	NA	< 0.19	NA	NA	NA	< 0.95	NA	< 0.95	< 1.9	< 0.95	< 0.38	< 5.0	< 1.0
Vinyl chloride	0.02	0.2	NA	NA	NA	NA	NA	< 0.1	NA	NA	NA	< 0.5	NA	< 0.5	< 1	< 0.5	< 0.2	< 0.50	< 0.10
Xylenes, Total	400	2000	NA	NA	NA	NA	NA	4.3	NA	NA	NA	< 0.34	NA	< 0.34	< 0.68	< 0.34	< 0.14	< 0.34	< 0.068
Total PCBs																			
Aroclor-1016	0.003	0.03	NA	NA	NA	NA	NA	NA	NA	NA	NA	NA	NA	NA	NA	NA	NA	NA	NA
Aroclor-1232	0.003	0.03	NA	NA	NA	NA	NA	NA	NA	NA	NA	NA	NA	NA	NA	NA	NA	NA	NA
Aroclor-1242	0.003	0.03	NA	NA	NA	NA	NA	NA	NA	NA	NA	NA	NA	NA	NA	NA	NA	NA	NA
Aroclor-1248	0.003	0.03	NA	NA	NA	NA	NA	NA	NA	NA	NA	NA	NA	NA	NA	NA	NA	NA	NA
Total Detected PCBs	0.003	0.03	NA	NA	NA	NA	NA	NA	NA	NA	NA	NA	NA	NA	NA	NA	NA	NA	NA
Dissolved PCBs																			
Aroclor-1016	0.003	0.03	NA	NA	NA	NA	NA	NA	NA	NA	NA	NA	NA	NA	NA	NA	NA	NA	NA
Aroclor-1232	0.003	0.03	NA	NA	NA	NA	NA	NA	NA	NA	NA	NA	NA	NA	NA	NA	NA	NA	NA
Aroclor-1242	0.003	0.03	NA	NA	NA	NA	NA	NA	NA	NA	NA	NA	NA	NA	NA	NA	NA	NA	NA
Aroclor-1248	0.003	0.03	NA	NA	NA	NA	NA	NA	NA	NA	NA	NA	NA	NA	NA	NA	NA	NA	NA
Total Detected PCBs	0.003	0.03	NA	NA	NA	NA	NA	NA	NA	NA	NA	NA	NA	NA	NA	NA	NA	NA	NA
Solids																			
Total Dissolved Solids (mg/L)	NE	NE	910	920	1000	1100	1900	1800	4000	1200	1700	NA	3900	NA	NA	NA	NA	NA	NA
Total Suspended Solids (TSS) (mg/L)	NE	NE	NA	NA	NA	NA	NA	NA	NA	NA	NA	NA	NA	NA	NA	NA	NA	NA	NA

Notes on Page 61.

Table 7: Groundwater Analytical Results Summary
Madison-Kipp Corporation
Madison, Wisconsin

WELL ID			MW-22S	MW-22S	MW-22S	MW-22S	MW-22S	MW-22S	MW-22S	MW-22S	MW-22S	MW-22S	MW-22S[3]	MW-22D	MW-22D[3]	MW-22D	MW-22D	MW-22D[3]
SCREEN INTERVAL (feet bgs)	PREVENTIVE	ENFORCEMENT	24 - 35 ft	24 - 35 ft	24 - 35 ft	24 - 35 ft	24 - 35 ft	24 - 35 ft	24 - 35 ft	24 - 35 ft	24 - 35 ft	24 - 35 ft	24 - 35 ft	45 - 50 ft	45 - 50 ft	45 - 50 ft	45 - 50 ft	45 - 50 ft
SAMPLE DATE	ACTION LIMIT	STANDARD	01/15/2013	03/07/2013	04/19/2013	07/16/2013	10/10/2013	04/18/2014	10/20/2014	04/09/2015	10/20/2015	10/14/2016	10/06/2017	10/06/2017	01/15/2013	01/15/2013	03/08/2013	04/19/2013	04/19/2013
VOCs																			
1,1,1,2-Tetrachloroethane	7	70	< 0.25	NA	< 0.25	< 0.25	< 0.25	< 0.25	< 0.25	< 0.25	< 0.46	< 0.11	< 0.11	< 0.11	< 0.25	< 0.25	NA	< 0.25	< 0.25
1,1,1-Trichloroethane	40	200	< 0.2	NA	< 0.2	< 0.2	< 0.2	< 0.20	< 0.20	< 0.20	< 0.38	< 0.10	< 0.1	< 0.1	< 0.2	< 0.2	NA	< 0.2	< 0.2
1,1,2-Trichloroethane	0.5	5	< 0.28	NA	< 0.28	< 0.28	< 0.28	< 0.28	< 0.28	< 0.28	< 0.35	< 0.10	< 0.1	< 0.1	< 0.28	< 0.28	NA	< 0.28	< 0.28
1,1-Dichloroethene	0.7	7	< 0.31	NA	< 0.31	< 0.31	< 0.31	< 0.31	< 0.31	< 0.31	< 0.39	< 0.14	< 0.14	0.14 J	< 0.31	< 0.31	NA	< 0.31	< 0.31
1,2,4-Trimethylbenzene	96	480	0.86 J	NA	< 0.14	< 0.14	< 0.14	< 0.14	< 0.14	< 0.14	< 0.36	< 0.060	< 0.06	< 0.06	< 0.14	< 0.14	NA	< 0.14	< 0.14
1,2-Dibromoethane	0.005	0.05	< 0.36	NA	< 0.36	< 0.36	< 0.36	< 0.36	< 0.36	< 0.36	< 0.39	< 0.13	< 0.13	< 0.13	< 0.36	< 0.36	NA	< 0.36	< 0.36
1,2-Dichlorobenzene	60	600	< 0.27	NA	< 0.27	< 0.27	< 0.27	< 0.27	< 0.27	< 0.27	< 0.33	< 0.076	0.11 J	0.11 J	< 0.27	< 0.27	NA	< 0.27	< 0.27
1,2-Dichloroethane	0.5	5	< 0.28	NA	< 0.28	< 0.28	< 0.28	< 0.28	< 0.28	< 0.28	< 0.39	< 0.078	< 0.078	< 0.078	< 0.28	< 0.28	NA	< 0.28	< 0.28
1,2-Dichloropropane	0.5	5	< 0.2	NA	< 0.2	< 0.2	< 0.2	< 0.20	< 0.20	< 0.20	< 0.43	< 0.10	< 0.1	< 0.1	< 0.2	< 0.2	NA	< 0.2	< 0.2
1,2,3-Trichlorobenzene	NE	NE	< 0.24	NA	< 0.24	< 0.24	< 0.24	< 0.24	< 0.24	< 0.24	< 0.46	< 0.045	< 0.045	< 0.045	< 0.24	< 0.24	NA	< 0.24	< 0.24
1,2,4-Trichlorobenzene	14	70	< 0.31	NA	< 0.31	< 0.31	< 0.31	< 0.31	< 0.31	< 0.31	< 0.34	< 0.077	0.08 BJ	< 0.077	< 0.31	< 0.31	NA	< 0.31	< 0.31
1,3,5-Trimethylbenzene	96	480	< 0.18	NA	< 0.18	< 0.18	< 0.18	< 0.18	< 0.18	< 0.18	< 0.25	< 0.075	< 0.075	< 0.075	< 0.18	< 0.18	NA	< 0.18	< 0.18
2-Butanone	800	4000	NA	NA	NA	NA	NA	NA	NA	NA	NA	< 3.0	< 3	< 3	NA	NA	NA	NA	NA
2-Hexanone	NE	NE	NA	NA	NA	NA	NA	NA	NA	NA	NA	< 0.95	< 0.95	< 0.95	NA	NA	NA	NA	NA
4-Methyl-2-pentanone	50	500	NA	NA	NA	NA	NA	NA	NA	NA	NA	< 0.77	< 0.77	< 0.77	NA	NA	NA	NA	NA
Acetone	1800	9000	NA	NA	NA	NA	NA	NA	NA	NA	NA	< 3.4	< 3.4	11 J	NA	NA	NA	NA	NA
Benzene	0.5	5	***1.1***	NA	< 0.074	< 0.074	< 0.074	< 0.074	< 0.074	< 0.074	< 0.15	< 0.089	< 0.089	< 0.089	< 0.074	< 0.074	NA	< 0.074	< 0.074
Bromodichloromethane	0.06	0.6	< 0.17	NA	< 0.17	< 0.17	< 0.17	< 0.17	< 0.17	< 0.17	< 0.37	< 0.077	< 0.077	< 0.077	< 0.17	< 0.17	NA	< 0.17	< 0.17
Bromoform	0.44	4.4	< 0.28	NA	< 0.28	< 0.28	< 0.28	< 0.28	< 0.28	< 0.28	< 0.48	< 0.088	< 0.088	< 0.088	< 0.28	< 0.28	NA	< 0.28	< 0.28
Bromomethane	1	10	< 0.31	NA	< 0.31	< 0.31	< 0.31	< 0.31	< 0.31 *	< 0.31	< 0.80	< 0.59	< 0.59	< 0.59	< 0.31	< 0.31	NA	< 0.31	< 0.31
Carbon disulfide	200	1000	NA	NA	NA	NA	NA	NA	NA	NA	NA	< 0.053	< 0.053	< 0.053	NA	NA	NA	NA	NA
Carbon tetrachloride	0.5	5	< 0.26	NA	< 0.26	< 0.26	< 0.26	< 0.26	< 0.26	< 0.26	< 0.38	< 0.038	< 0.038	< 0.038	< 0.26	< 0.26	NA	< 0.26	< 0.26
Chloroform	0.6	6	***1***	NA	***0.91 J***	***1.4***	< 0.2	< 0.20	***0.75 J***	< 0.20	***0.66 J***	***0.91***	0.5	0.49 J	< 0.2	< 0.2	NA	< 0.2	< 0.2
Chloromethane	3	30	< 0.18	NA	< 0.18	< 0.18	< 0.18	< 0.18	< 0.18	< 0.18	< 0.32	0.72 J	***3***	***5.2***	0.47 J	< 0.18	NA	< 0.18	< 0.18
cis-1,2-Dichloroethene	7	70	1.8	NA	6.1	3.8	***97***	***46***	***58***	***65***	***32***	***46***	***38 J-***	***37***	3.6	3.3	NA	4.9	4.9
Dichlorodifluoromethane	200	1000	< 0.2	NA	< 0.2	< 0.2	< 0.2	< 0.20	< 0.20	< 0.20	< 0.54	< 0.11	< 0.11	< 0.11	< 0.2	< 0.2	NA	< 0.2	< 0.2
Ethylbenzene	140	700	0.50	NA	< 0.13	< 0.13	< 0.13	< 0.13	< 0.13	< 0.13	< 0.18	< 0.054	< 0.054	< 0.054	< 0.13	< 0.13	NA	< 0.13	< 0.13
Isopropylbenzene	NE	NE	< 0.14	NA	< 0.14	< 0.14	< 0.14	< 0.14	< 0.14	< 0.14	< 0.39	< 0.081	< 0.081	< 0.081	< 0.14	< 0.14	NA	< 0.14	< 0.14
m,p-Xylene	400	2000	NA	NA	NA	NA	NA	NA	NA	NA	NA	< 0.057	< 0.057	< 0.057	NA	NA	NA	NA	NA
Methyl tert-butyl ether	12	60	< 0.24	NA	< 0.24	< 0.24	< 0.24	< 0.24	< 0.24 *	< 0.24	< 0.39	< 0.14	< 0.14	< 0.14	< 0.24	< 0.24	NA	< 0.24	< 0.24
Methylene chloride	0.5	5	< 0.68	NA	< 0.68	< 0.68	< 0.68	< 0.68	< 0.68	< 0.68	< 1.6	< 0.14	< 0.14	< 0.14	< 0.68	< 0.68	NA	< 0.68	< 0.68
Naphthalene	10	100	< 0.16	NA	< 0.16	< 0.16	< 0.16	< 0.16	< 0.16	< 0.16	< 0.34	< 0.088	< 0.088	< 0.088	< 0.16	< 0.16	NA	< 0.16	< 0.16
n-Butylbenzene	NE	NE	< 0.13	NA	< 0.13	< 0.13	< 0.13	< 0.13	< 0.13	< 0.13	< 0.39	< 0.14	< 0.14	< 0.14	< 0.13	< 0.13	NA	< 0.13	< 0.13
n-Hexane	120	600	NA	NA	NA	NA	NA	NA	NA	NA	NA	< 0.21	< 0.21	< 0.21	NA	NA	NA	NA	NA
n-Propylbenzene	NE	NE	< 0.13	NA	< 0.13	< 0.13	< 0.13	< 0.13	< 0.13	< 0.13	< 0.41	< 0.10	< 0.1	< 0.1	< 0.13	< 0.13	NA	< 0.13	< 0.13
o-Xylene	400	2000	NA	NA	NA	NA	NA	NA	NA	NA	NA	< 0.058	< 0.058	< 0.058	NA	NA	NA	NA	NA
p-Isopropyltoluene	NE	NE	< 0.17	NA	< 0.17	< 0.17	< 0.17	< 0.17	< 0.17	< 0.17	< 0.36	< 0.085	< 0.085	< 0.085	< 0.17	< 0.17	NA	< 0.17	< 0.17
sec-Butylbenzene	NE	NE	< 0.15	NA	< 0.15	< 0.15	< 0.15	< 0.15	< 0.15	< 0.15	< 0.40	< 0.13	< 0.13	< 0.13	< 0.15	< 0.15	NA	< 0.15	< 0.15
Styrene	10	100	< 0.1	NA	< 0.1	< 0.1	< 0.1	< 0.10	< 0.10	< 0.10	< 0.39	< 0.065	< 0.065	< 0.065	< 0.1	< 0.1	NA	< 0.1	< 0.1
tert-Butylbenzene	NE	NE	< 0.14	NA	< 0.14	< 0.14	< 0.14	< 0.14	< 0.14	< 0.14	< 0.40	< 0.12	< 0.12	< 0.12	< 0.14	< 0.14	NA	< 0.14	< 0.14
Tetrachloroethene	0.5	5	***180***	NA	***160***	***210***	***13***	***23***	***61***	***17***	***30***	***18***	***24 BJ***	***23 B***	***520***	***470***	NA	***450***	***430***
Toluene	160	800	1.7	NA	< 0.11	< 0.11	< 0.11	< 0.11	< 0.11	< 0.11	< 0.15	0.12 J	< 0.053	< 0.053	< 0.11	< 0.11	NA	< 0.11	< 0.11
trans-1,2-Dichloroethene	20	100	< 0.25	NA	< 0.25	< 0.25	< 0.25	< 0.25	< 0.25	< 0.25	< 0.35	0.36 J	0.49 J	0.46 J	< 0.25	< 0.25	NA	< 0.25	< 0.25
Trichloroethene	0.5	5	***4.8***	NA	***5.4***	***8.5***	***6.1***	***4.2***	***7.1***	***2.9***	***4.1***	***9.8***	***9.4***	***9.1***	***5.8***	***6***	NA	***5.8***	***5.7***
Trichlorofluoromethane	698	3490	< 0.19	NA	< 0.19	< 0.19	< 0.19	< 1.0	< 1.0	< 1.0	< 1.0	< 0.50	< 0.5	< 0.5	< 0.19	< 0.19	NA	< 0.19	< 0.19
Vinyl chloride	0.02	0.2	< 0.1	NA	< 0.1	< 0.1	< 0.1	< 0.10	< 0.10	< 0.10	< 0.20	***0.40 J***	***0.85***	***0.8***	< 0.1	< 0.1	NA	< 0.1	< 0.1
Xylenes, Total	400	2000	1.5	NA	< 0.068	< 0.068	< 0.068	< 0.068	< 0.068	< 0.068	< 0.22	< 0.058	< 0.12	< 0.12	< 0.068	< 0.068	NA	< 0.068	< 0.068
Total PCBs																			
Aroclor-1016	0.003	0.03	***12***	< 0.033	***4***	< 0.064	< 0.064	< 0.065	NA	NA	NA	NA	< 0.035	< 0.035	***2.4***	NA	< 0.033	< 0.064	NA
Aroclor-1232	0.003	0.03	< 0.49	***13***	< 0.19	< 0.19	***12***	< 0.20	NA	NA	NA	NA	< 0.037	< 0.037	< 0.092	NA	***2.6***	< 0.19	NA
Aroclor-1242	0.003	0.03	< 0.69	< 0.099	< 0.19	***4.7***	< 0.19	***7.1***	NA	NA	NA	NA	< 0.038	< 0.038	< 0.13	NA	< 0.1	< 0.19	NA
Aroclor-1248	0.003	0.03	< 0.58	< 0.099	< 0.19	< 0.19	< 0.19	< 0.20	NA	NA	NA	NA	***2***	***1.9***	< 0.11	NA	< 0.1	< 0.19	NA
Total Detected PCBs	0.003	0.03	***12***	***13***	***4***	***4.7***	***12***	***7.1***	NA	NA	NA	NA	***2***	***1.9***	***2.4***	NA	***2.6***	ND	NA
Dissolved PCBs																			
Aroclor-1016	0.003	0.03	NA	< 0.037	< 0.068	< 0.065	< 0.063	< 0.067	***0.89***	< 0.063	< 0.064	NA	NA	NA	NA	NA	< 0.033	< 0.064	NA
Aroclor-1232	0.003	0.03	NA	< 0.11	< 0.2	< 0.19	< 0.19	< 0.20	< 0.19	< 0.19	< 0.19	NA	NA	NA	NA	NA	< 0.1	< 0.19	NA
Aroclor-1242	0.003	0.03	NA	< 0.11	< 0.2	< 0.19	< 0.19	***0.28 J***	< 0.19	***1.9***	< 0.19	NA	NA	NA	NA	NA	< 0.1	< 0.19	NA
Aroclor-1248	0.003	0.03	NA	< 0.11	< 0.2	< 0.19	< 0.19	< 0.20	< 0.19	< 0.19	< 0.19	NA	NA	NA	NA	NA	< 0.1	< 0.19	NA
Total Detected PCBs	0.003	0.03	NA	ND	ND	ND	ND	***0.28 J***	***0.89***	***1.9***	ND	NA	NA	NA	NA	NA	ND	ND	NA
Solids																			
Total Dissolved Solids (mg/L)	NE	NE	NA	NA	NA	NA	NA	NA	NA	NA	NA	806	830	838	NA	NA	NA	NA	NA
Total Suspended Solids (TSS) (mg/L)	NE	NE	NA	NA	NA	NA	NA	NA	NA	NA	NA	4.0	1.2 J	< 0.95	NA	NA	NA	NA	NA

Notes on Page 61.

Table 7: Groundwater Analytical Results Summary
Madison-Kipp Corporation
Madison, Wisconsin

WELL ID			MW-22D	MW-22D[3]	MW-22D	MW-22D[3]	MW-22D	MW-22D[3]	MW-22D	MW-22D[3]	MW-22D	MW-22D[3]	MW-22D	MW-22D	MW-22D	MW-22D[3]	MW-22D	MW-22D	MW-22D
SCREEN INTERVAL (feet bgs)	PREVENTIVE	ENFORCEMENT	45 - 50 ft	45 - 50 ft	45 - 50 ft	45 - 50 ft	45 - 50 ft	45 - 50 ft	45 - 50 ft	45 - 50 ft	45 - 50 ft	45 - 50 ft	45 - 50 ft	45 - 50 ft	45 - 50 ft	45 - 50 ft	45 - 50 ft	45 - 50 ft	45 - 50 ft
SAMPLE DATE	ACTION LIMIT	STANDARD	07/16/2013	07/16/2013	10/10/2013	10/10/2013	04/18/2014	04/18/2014	10/16/2014	10/16/2014	04/09/2015	04/09/2015	06/10/2015	07/20/2015	10/20/2015	10/20/2015	01/22/2016	04/21/2016	07/20/2016
VOCs																			
1,1,1,2-Tetrachloroethane	7	70	< 0.25	< 0.25	< 0.25	< 0.25	< 0.25	< 0.25	< 0.25	< 0.25	< 0.25	< 0.25	NA	NA	< 0.46	< 0.46	< 0.11	< 2.2	< 0.55
1,1,1-Trichloroethane	40	200	< 0.2	< 0.2	< 0.2	< 0.2	< 0.20	< 0.20	< 0.20	< 0.20	< 0.20	< 0.20	NA	NA	< 0.38	< 0.38	< 0.10	< 2.0	< 0.50
1,1,2-Trichloroethane	0.5	5	< 0.28	< 0.28	< 0.28	< 0.28	< 0.28	< 0.28	< 0.28	< 0.28	< 0.28	< 0.28	NA	NA	< 0.35	< 0.35	< 0.10	< 2.0	< 0.50
1,1-Dichloroethene	0.7	7	< 0.31	< 0.31	< 0.31	< 0.31	< 0.31	< 0.31	< 0.31	< 0.31	< 0.31	< 0.31	NA	NA	< 0.39	< 0.39	< 0.14	< 2.8	< 0.70
1,2,4-Trimethylbenzene	96	480	< 0.14	< 0.14	< 0.14	< 0.14	< 0.14	< 0.14	< 0.14	< 0.14	< 0.14	< 0.14	NA	NA	< 0.36	< 0.36	< 0.060	< 1.2	< 0.30
1,2-Dibromoethane	0.005	0.05	< 0.36	< 0.36	< 0.36	< 0.36	< 0.36	< 0.36	< 0.36	< 0.36	< 0.36	< 0.36	NA	NA	< 0.39	< 0.39	< 0.13	< 2.6	< 0.65
1,2-Dichlorobenzene	60	600	< 0.27	< 0.27	< 0.27	< 0.27	< 0.27	< 0.27	< 0.27	< 0.27	< 0.27	< 0.27	NA	NA	< 0.33	< 0.33	< 0.076	< 1.5	< 0.38
1,2-Dichloroethane	0.5	5	< 0.28	< 0.28	< 0.28	< 0.28	< 0.28	< 0.28	< 0.28	< 0.28	< 0.28	< 0.28	NA	NA	< 0.39	< 0.39	< 0.078	< 1.6	< 0.39
1,2-Dichloropropane	0.5	5	< 0.2	< 0.2	< 0.2	< 0.2	< 0.20	< 0.20	< 0.20	< 0.20	< 0.20	< 0.20	NA	NA	< 0.43	< 0.43	< 0.10	< 2.0	< 0.50
1,2,3-Trichlorobenzene	NE	NE	< 0.24	< 0.24	< 0.24	< 0.24	< 0.24	< 0.24	< 0.24	< 0.24	< 0.24	< 0.24	NA	NA	< 0.46	< 0.46	< 0.045	< 0.90	< 0.23
1,2,4-Trichlorobenzene	14	70	< 0.31	< 0.31	< 0.31	< 0.31	< 0.31	< 0.31	< 0.31	< 0.31	< 0.31	< 0.31	NA	NA	< 0.34	< 0.34	< 0.077	< 1.5	< 0.39
1,3,5-Trimethylbenzene	96	480	< 0.18	< 0.18	< 0.18	< 0.18	< 0.18	< 0.18	< 0.18	< 0.18	< 0.18	< 0.18	NA	NA	< 0.25	< 0.25	< 0.075	< 1.5	< 0.38
2-Butanone	800	4000	NA	NA	NA	NA	NA	NA	NA	NA	NA	NA	NA	NA	NA	NA	< 3.0	< 60	< 15
2-Hexanone	NE	NE	NA	NA	NA	NA	NA	NA	NA	NA	NA	NA	NA	NA	NA	NA	< 0.95	< 19	< 4.8
4-Methyl-2-pentanone	50	500	NA	NA	NA	NA	NA	NA	NA	NA	NA	NA	NA	NA	NA	NA	< 0.77	< 15	< 3.9
Acetone	1800	9000	NA	NA	NA	NA	NA	NA	NA	NA	NA	NA	NA	NA	NA	NA	< 3.4	< 68	< 17
Benzene	0.5	5	< 0.074	< 0.074	< 0.074	< 0.074	< 0.074	< 0.074	< 0.074	< 0.074	0.47 J	< 0.074	NA	NA	< 0.15	< 0.15	< 0.089	< 1.8	< 0.45
Bromodichloromethane	0.06	0.6	< 0.17	< 0.17	< 0.17	< 0.17	< 0.17	< 0.17	< 0.17	< 0.17	< 0.17	< 0.17	NA	NA	< 0.37	< 0.37	< 0.077	< 1.5	< 0.39
Bromoform	0.44	4.4	< 0.28	< 0.28	< 0.28	< 0.28	< 0.28	< 0.28	< 0.28	< 0.28	< 0.28	< 0.28	NA	NA	< 0.48	< 0.48	< 0.088	< 1.8	< 0.44
Bromomethane	1	10	< 0.31	< 0.31	< 0.31	< 0.31	< 0.31	< 0.31	< 0.31	< 0.31	< 0.31	< 0.31	NA	NA	< 0.80	< 0.80	< 0.59	< 12	< 3.0
Carbon disulfide	200	1000	NA	NA	NA	NA	NA	NA	NA	NA	NA	NA	NA	NA	NA	NA	< 0.053	9.2 J	< 0.27
Carbon tetrachloride	0.5	5	< 0.26	< 0.26	< 0.26	< 0.26	< 0.26	< 0.26	< 0.26	< 0.26	< 0.26	< 0.26	NA	NA	< 0.38	< 0.38	< 0.038	< 0.76	< 0.19
Chloroform	0.6	6	< 0.2	< 0.2	< 0.2	< 0.2	< 0.20	< 0.20	< 0.20	< 0.20	< 0.20	< 0.20	NA	NA	< 0.37	< 0.37	0.36 J	***2.4 BJ***	< 0.31
Chloromethane	3	30	< 0.18	< 0.18	< 0.18	< 0.18	< 0.18	< 0.18	< 0.18	< 0.18	< 0.18	< 0.18	NA	NA	< 0.32	< 0.32	< 0.16	< 3.2	< 0.80
cis-1,2-Dichloroethene	7	70	3.7	3.7	< 0.12	4.0	2.6	2.5	4.2	4.9	4.2	4.4	NA	NA	4.0	3.9	3.9	3.6 J	3.8
Dichlorodifluoromethane	200	1000	< 0.2	< 0.2	< 0.2	< 0.2	< 0.20	< 0.20	< 0.20	< 0.20	< 0.20	< 0.20	NA	NA	< 0.54	< 0.54	< 0.11	< 2.2	< 0.55
Ethylbenzene	140	700	< 0.13	< 0.13	< 0.13	< 0.13	< 0.13	< 0.13	< 0.13	< 0.13	< 0.13	< 0.13	NA	NA	< 0.18	< 0.18	< 0.054	< 1.1	< 0.27
Isopropylbenzene	NE	NE	< 0.14	< 0.14	< 0.14	< 0.14	< 0.14	< 0.14	< 0.14	< 0.14	< 0.14	< 0.14	NA	NA	< 0.39	< 0.39	< 0.081	< 1.6	< 0.41
m,p-Xylene	400	2000	NA	NA	NA	NA	NA	NA	NA	NA	NA	NA	NA	NA	NA	NA	< 0.057	< 1.1	< 0.29
Methyl tert-butyl ether	12	60	< 0.24	< 0.24	< 0.24	< 0.24	< 0.24	< 0.24	< 0.24	< 0.24	< 0.24	< 0.24	NA	NA	< 0.39	< 0.39	< 0.14	< 2.8	< 0.70
Methylene chloride	0.5	5	< 0.68	< 0.68	< 0.68	< 0.68	< 0.68	< 0.68	***6.6***	***7.1***	< 0.68	< 0.68	NA	NA	< 1.6	< 1.6	< 0.14	< 2.8	< 0.70
Naphthalene	10	100	< 0.16	< 0.16	< 0.16	< 0.16	< 0.16	< 0.16	< 0.16	< 0.16	< 0.16	< 0.16	NA	NA	< 0.34	< 0.34	< 0.088	< 1.8	< 0.44
n-Butylbenzene	NE	NE	< 0.13	< 0.13	< 0.13	< 0.13	< 0.13	< 0.13	< 0.13	< 0.13	< 0.13	< 0.13	NA	NA	< 0.39	< 0.39	< 0.14	< 2.8	< 0.70
n-Hexane	120	600	NA	NA	NA	NA	NA	NA	NA	NA	NA	NA	NA	NA	NA	NA	< 0.21	< 4.2	< 1.1
n-Propylbenzene	NE	NE	< 0.13	< 0.13	< 0.13	< 0.13	< 0.13	< 0.13	< 0.13	< 0.13	< 0.13	< 0.13	NA	NA	< 0.41	< 0.41	< 0.10	< 2.0	< 0.50
o-Xylene	400	2000	NA	NA	NA	NA	NA	NA	NA	NA	NA	NA	NA	NA	NA	NA	< 0.058	< 1.2	< 0.29
p-Isopropyltoluene	NE	NE	< 0.17	< 0.17	< 0.17	< 0.17	< 0.17	< 0.17	< 0.17	< 0.17	< 0.17	< 0.17	NA	NA	< 0.36	< 0.36	< 0.085	< 1.7	< 0.43
sec-Butylbenzene	NE	NE	< 0.15	< 0.15	< 0.15	< 0.15	< 0.15	< 0.15	< 0.15	< 0.15	< 0.15	< 0.15	NA	NA	< 0.40	< 0.40	< 0.13	< 2.6	< 0.65
Styrene	10	100	< 0.1	< 0.1	< 0.1	< 0.1	< 0.10	< 0.10	< 0.10	< 0.10	< 0.10	< 0.10	NA	NA	< 0.39	< 0.39	< 0.065	< 1.3	< 0.33
tert-Butylbenzene	NE	NE	< 0.14	< 0.14	< 0.14	< 0.14	< 0.14	< 0.14	< 0.14	< 0.14	< 0.14	< 0.14	NA	NA	< 0.40	< 0.40	< 0.12	< 2.4	< 0.60
Tetrachloroethene	0.5	5	***270***	***310***	***190***	***190***	***430***	***450***	***250***	***270***	***170***	***190***	NA	NA	***140***	***160***	***220***	***140***	***130***
Toluene	160	800	0.37 J	0.38 J	< 0.11	< 0.11	< 0.11	< 0.11	< 0.11	< 0.11	< 0.11	< 0.11	NA	NA	< 0.15	< 0.15	< 0.053	< 1.1	< 0.27
trans-1,2-Dichloroethene	20	100	< 0.25	< 0.25	< 0.25	< 0.25	< 0.25	< 0.25	< 0.25	< 0.25	< 0.25	< 0.25	NA	NA	< 0.35	< 0.35	0.23 J	< 2.2	< 0.55
Trichloroethene	0.5	5	***5***	***5.3***	***4.9***	***5.3***	***6.8***	***6.7***	***5.7***	***6.9***	***5.6***	***5.7***	NA	NA	***5.4***	***5.7***	***6.1***	***5.6 J***	***5.7***
Trichlorofluoromethane	698	3490	< 0.19	< 0.19	< 0.19	< 0.19	< 1.0	< 1.0	< 1.0	< 1.0	< 1.0	< 1.0	NA	NA	< 1.0	< 1.0	< 0.50	< 10	< 2.5
Vinyl chloride	0.02	0.2	< 0.1	< 0.1	< 0.1	***0.92***	< 0.10	< 0.10	***0.68***	***0.66***	***0.62***	< 0.10	NA	NA	***0.66***	***0.74***	< 0.16	< 3.2	***0.85 J***
Xylenes, Total	400	2000	< 0.068	< 0.068	< 0.068	< 0.068	< 0.068	< 0.068	< 0.068	< 0.068	< 0.068	< 0.068	NA	NA	< 0.22	< 0.22	< 0.058	< 1.2	< 0.29
Total PCBs																			
Aroclor-1016	0.003	0.03	< 0.063	NA	< 0.063	NA	< 0.065	NA	NA	NA	NA	NA	NA	NA	NA	NA	NA	NA	NA
Aroclor-1232	0.003	0.03	< 0.19	NA	***3.3***	NA	< 0.19	NA	NA	NA	NA	NA	NA	NA	NA	NA	NA	NA	NA
Aroclor-1242	0.003	0.03	***0.97***	NA	< 0.19	NA	< 0.19	NA	NA	NA	NA	NA	NA	NA	NA	NA	NA	NA	NA
Aroclor-1248	0.003	0.03	< 0.19	NA	< 0.19	NA	< 0.19	NA	NA	NA	NA	NA	NA	NA	NA	NA	NA	NA	NA
Total Detected PCBs	0.003	0.03	***0.97***	NA	***3.3***	NA	ND	NA	NA	NA	NA	NA	NA	NA	NA	NA	NA	NA	NA
Dissolved PCBs																			
Aroclor-1016	0.003	0.03	< 0.064	NA	< 0.065	NA	< 0.066	NA	< 0.063	NA	< 0.063	NA	< 0.066	< 0.062	< 0.069	NA	NA	NA	NA
Aroclor-1232	0.003	0.03	< 0.19	NA	< 0.19	NA	< 0.20	NA	< 0.19	NA	< 0.19	NA	< 0.20	< 0.19	< 0.21	NA	NA	NA	NA
Aroclor-1242	0.003	0.03	< 0.19	NA	< 0.19	NA	< 0.20	NA	< 0.19	NA	***4.3***	NA	< 0.20	< 0.19	< 0.21	NA	NA	NA	NA
Aroclor-1248	0.003	0.03	< 0.19	NA	< 0.19	NA	< 0.20	NA	< 0.19	NA	< 0.19	NA	< 0.20	< 0.19	< 0.21	NA	NA	NA	NA
Total Detected PCBs	0.003	0.03	ND	NA	ND	NA	ND	NA	ND	NA	***4.3***	NA	ND	ND	ND	NA	NA	NA	NA
Solids																			
Total Dissolved Solids (mg/L)	NE	NE	NA	NA	NA	NA	NA	NA	NA	NA	NA	NA	NA	NA	NA	NA	NA	NA	NA
Total Suspended Solids (TSS) (mg/L)	NE	NE	NA	NA	NA	NA	NA	NA	NA	NA	NA	NA	NA	NA	NA	NA	NA	NA	NA

Notes on Page 61.

Table 7: Groundwater Analytical Results Summary
Madison-Kipp Corporation
Madison, Wisconsin

WELL ID			MW-22D	MW-22D	MW-22D	MW-22D	MW-22D[3]	MW-23S	MW-23S	MW-23S	MW-23S	MW-23S	MW-23S	MW-23S	MW-23S	MW-23S	MW-23S	MW-23S[3]	MW-23S	MW-23S[3]
SCREEN INTERVAL (feet bgs)	PREVENTIVE	ENFORCEMENT	45 - 50 ft	45 - 50 ft	45 - 50 ft	45 - 50 ft	45 - 50 ft	24 - 35 ft	24 - 35 ft	24 - 35 ft	24 - 35 ft	24 - 35 ft	24 - 35 ft	24 - 35 ft	24 - 35 ft	24 - 35 ft	24 - 35 ft	24 - 35 ft	24 - 35 ft	24 - 35 ft	24 - 35 ft
SAMPLE DATE	ACTION LIMIT	STANDARD	10/14/2016	1/20/2017	04/11/2017	10/06/2017	10/06/2017	01/15/2013	04/19/2013	07/16/2013	09/05/2013	09/05/2013	10/10/2013	04/18/2014	10/20/2014	04/09/2015	10/20/2015	10/14/2016	10/14/2016	10/06/2017	10/06/2017
VOCs																					
1,1,1,2-Tetrachloroethane	7	70	< 0.44	< 0.55	< 0.55	< 0.55	< 0.55	< 0.25	< 0.25	< 0.25	< 0.25	NA	< 0.25	< 0.25	< 0.25	< 0.25	< 0.46	< 0.44	< 0.22	< 0.22	< 0.55
1,1,1-Trichloroethane	40	200	< 0.40	< 0.50	< 0.50	< 0.5	< 0.5	< 0.2	< 0.2	< 0.2	< 0.2	NA	< 0.2	< 0.20	< 0.20	< 0.20	< 0.38	< 0.40	< 0.20	< 0.2	< 0.5
1,1,2-Trichloroethane	0.5	5	< 0.40	< 0.50	< 0.50	< 0.5	< 0.5	< 0.28	< 0.28	< 0.28	< 0.28	NA	***1.8***	< 0.28	< 0.28	< 0.28	< 0.35	< 0.40	< 0.20	< 0.2	< 0.5
1,1-Dichloroethene	0.7	7	< 0.56	< 0.70	< 0.70	< 0.7	< 0.7	< 0.31	< 0.31	< 0.31	< 0.31	NA	< 0.31	< 0.31	< 0.31	< 0.31	< 0.39	< 0.56	< 0.28	< 0.28	< 0.7
1,2,4-Trimethylbenzene	96	480	< 0.24	< 0.30	< 0.30	< 0.3	< 0.3	< 0.14	< 0.14	< 0.14	< 0.14	NA	< 0.14	< 0.14	< 0.14	< 0.14	< 0.36	< 0.24	< 0.12	< 0.12	< 0.3
1,2-Dibromoethane	0.005	0.05	< 0.52	< 0.65	< 0.65	< 0.65	< 0.65	< 0.36	< 0.36	< 0.36	< 0.36	NA	< 0.36	< 0.36	< 0.36	< 0.36	< 0.39	< 0.52	< 0.26	< 0.26	< 0.65
1,2-Dichlorobenzene	60	600	< 0.30	< 0.38	< 0.38	< 0.38	< 0.38	< 0.27	< 0.27	< 0.27	< 0.27	NA	< 0.27	< 0.27	< 0.27	< 0.27	< 0.33	< 0.30	< 0.15	< 0.15	< 0.38
1,2-Dichloroethane	0.5	5	< 0.31	< 0.39	< 0.39	< 0.39	< 0.39	< 0.28	< 0.28	< 0.28	< 0.28	NA	< 0.28	< 0.28	< 0.28	< 0.28	< 0.39	< 0.31	< 0.16	< 0.16	< 0.39
1,2-Dichloropropane	0.5	5	< 0.40	< 0.50	< 0.50	< 0.5	< 0.5	< 0.2	< 0.2	< 0.2	< 0.2	NA	< 0.2	< 0.20	< 0.20	< 0.20	< 0.43	< 0.40	< 0.20	< 0.2	< 0.5
1,2,3-Trichlorobenzene	NE	NE	< 0.18	< 0.23	< 0.23	< 0.23	< 0.23	< 0.24	< 0.24	< 0.24	< 0.24	NA	< 0.24	< 0.24	< 0.24	< 0.24	< 0.46	< 0.18	< 0.090	< 0.09	< 0.23
1,2,4-Trichlorobenzene	14	70	< 0.31	< 0.39	< 0.39	< 0.39	< 0.39	< 0.31	< 0.31	< 0.31	< 0.31	NA	< 0.31	< 0.31	< 0.31	< 0.31	< 0.34	< 0.31	< 0.15	< 0.15	< 0.39
1,3,5-Trimethylbenzene	96	480	< 0.30	< 0.38	< 0.38	< 0.38	< 0.38	< 0.18	< 0.18	< 0.18	< 0.18	NA	< 0.18	< 0.18	< 0.18	< 0.18	< 0.25	< 0.30	< 0.15	< 0.15	< 0.38
2-Butanone	800	4000	< 12	< 15	< 15	< 15	< 15	NA	NA	NA	NA	NA	NA	NA	NA	NA	NA	< 12	< 6.0	< 6	< 15
2-Hexanone	NE	NE	< 3.8	< 4.8	< 4.8	< 4.8	< 4.8	NA	NA	NA	NA	NA	NA	NA	NA	NA	NA	< 3.8	< 1.9	< 1.9	< 4.8
4-Methyl-2-pentanone	50	500	< 3.1	< 3.9	< 3.9	< 3.9	< 3.9	NA	NA	NA	NA	NA	NA	NA	NA	NA	NA	< 3.1	< 1.5	< 1.5	< 3.9
Acetone	1800	9000	< 14	< 17	38 BJ	< 17	< 17	NA	NA	NA	NA	NA	NA	NA	NA	NA	NA	< 14	< 6.8	14 J	< 17
Benzene	0.5	5	< 0.36	< 0.45	***0.80 J***	< 0.45	< 0.45	***0.73***	< 0.074	< 0.074	< 0.074	NA	< 0.074	< 0.074	< 0.074	< 0.074	< 0.15	< 0.36	< 0.18	< 0.18	< 0.45
Bromodichloromethane	0.06	0.6	< 0.31	< 0.39	< 0.39	< 0.39	< 0.39	< 0.17	< 0.17	< 0.17	< 0.17	NA	< 0.17	< 0.17	< 0.17	< 0.17	< 0.37	< 0.31	< 0.15	< 0.15	< 0.39
Bromoform	0.44	4.4	< 0.35	< 0.44	< 0.44	< 0.44	< 0.44	< 0.28	< 0.28	< 0.28	< 0.28	NA	< 0.28	< 0.28	< 0.28	< 0.28	< 0.48	< 0.35	< 0.18	< 0.18	< 0.44
Bromomethane	1	10	< 2.4	< 3.0	< 3.0	< 3	< 3	< 0.31	< 0.31	< 0.31	< 0.31	NA	< 0.31	< 0.31	< 0.31 *	< 0.31	< 0.80	< 2.4	< 1.2	< 1.2	< 3
Carbon disulfide	200	1000	< 0.21	< 0.27	2.3 J	< 0.27	< 0.27	NA	NA	NA	NA	NA	NA	NA	NA	NA	NA	< 0.21	< 0.11	< 0.11	< 0.27
Carbon tetrachloride	0.5	5	< 0.15	< 0.19	< 0.19	< 0.19	< 0.19	< 0.26	< 0.26	< 0.26	< 0.26	NA	< 0.26	< 0.26	< 0.26	< 0.26	< 0.38	< 0.15	< 0.076	< 0.076	< 0.19
Chloroform	0.6	6	< 0.25	0.40 BJ	***1.1 J***	< 0.31	< 0.31	< 0.2	< 0.2	< 0.2	< 0.2	NA	< 0.2	< 0.20	< 0.20	< 0.20	< 0.37	< 0.25	< 0.12	< 0.12	< 0.31
Chloromethane	3	30	***3.4 J***	< 0.80	2.8 J+	< 0.8	***4.9 J***	1.2	< 0.18	< 0.18	< 0.18	NA	< 0.18	< 0.18	< 0.18	< 0.18	< 0.32	2.3 BJ	0.86 J	0.92 J	2.7 J
cis-1,2-Dichloroethene	7	70	5.6	***14***	***26***	***47***	***47***	< 0.12	3.7	***29***	***27***	NA	***16***	***16***	***19***	***20***	***9.6***	***12***	***15***	***33***	***33***
Dichlorodifluoromethane	200	1000	< 0.44	< 0.55	< 0.55	< 0.55	< 0.55	< 0.2	< 0.2	< 0.2	< 0.2	NA	< 0.2	< 0.20	< 0.20	< 0.20	< 0.54	< 0.44	< 0.22	< 0.22	< 0.55
Ethylbenzene	140	700	< 0.22	< 0.27	< 0.27	< 0.27	< 0.27	0.43 J	< 0.13	< 0.13	< 0.13	NA	< 0.13	< 0.13	< 0.13	< 0.13	< 0.18	< 0.22	< 0.11	< 0.11	< 0.27
Isopropylbenzene	NE	NE	< 0.32	< 0.41	< 0.41	< 0.41	< 0.41	< 0.14	< 0.14	< 0.14	< 0.14	NA	< 0.14	< 0.14	< 0.14	< 0.14	< 0.39	< 0.32	< 0.16	< 0.16	< 0.41
m,p-Xylene	400	2000	< 0.23	< 0.29	< 0.29	< 0.29	< 0.29	NA	NA	NA	NA	NA	NA	NA	NA	NA	NA	< 0.23	< 0.11	< 0.11	< 0.29
Methyl tert-butyl ether	12	60	< 0.56	< 0.70	< 0.70	< 0.7	< 0.7	< 0.24	< 0.24	< 0.24	< 0.24	NA	< 0.24	< 0.24	< 0.24	< 0.24	< 0.39	< 0.56	< 0.28	< 0.28	< 0.7
Methylene chloride	0.5	5	< 0.56	***1.3 BJ***	< 0.70	< 0.7	< 0.7	< 0.68	< 0.68	< 0.68	< 0.68	NA	< 0.68	< 0.68	< 0.68	< 0.68	< 1.6	< 0.56	< 0.28	< 0.28	< 0.7
Naphthalene	10	100	< 0.35	< 0.44	1.6 BJ	< 0.44	< 0.44	< 0.16	< 0.16	< 0.16	< 0.16	NA	< 0.16	< 0.16	< 0.16	< 0.16	< 0.34	< 0.35	< 0.18	< 0.18	0.45 BJ
n-Butylbenzene	NE	NE	< 0.56	< 0.70	< 0.70	< 0.7	< 0.7	< 0.13	< 0.13	< 0.13	< 0.13	NA	< 0.13	< 0.13	< 0.13	< 0.13	< 0.39	< 0.56	< 0.28	< 0.28	< 0.7
n-Hexane	120	600	< 0.84	< 1.1	< 1.1	< 1.1	< 1.1	NA	NA	NA	NA	NA	NA	NA	NA	NA	NA	< 0.84	< 0.42	< 0.42	< 1.1
n-Propylbenzene	NE	NE	< 0.40	< 0.50	< 0.50	< 0.5	< 0.5	< 0.13	< 0.13	< 0.13	< 0.13	NA	< 0.13	< 0.13	< 0.13	< 0.13	< 0.41	< 0.40	< 0.20	< 0.2	< 0.5
o-Xylene	400	2000	< 0.23	< 0.29	< 0.29	< 0.29	< 0.29	NA	NA	NA	NA	NA	NA	NA	NA	NA	NA	< 0.23	< 0.12	< 0.12	< 0.29
p-Isopropyltoluene	NE	NE	< 0.34	< 0.43	< 0.43	< 0.43	< 0.43	< 0.17	< 0.17	< 0.17	< 0.17	NA	< 0.17	< 0.17	< 0.17	< 0.17	< 0.36	< 0.34	< 0.17	< 0.17	< 0.43
sec-Butylbenzene	NE	NE	< 0.52	< 0.65	< 0.65	< 0.65	< 0.65	< 0.15	< 0.15	< 0.15	< 0.15	NA	< 0.15	< 0.15	< 0.15	< 0.15	< 0.40	< 0.52	< 0.26	< 0.26	< 0.65
Styrene	10	100	< 0.26	< 0.33	< 0.33	< 0.33	0.35 BJ	< 0.1	< 0.1	< 0.1	< 0.1	NA	< 0.1	< 0.10	< 0.10	< 0.10	< 0.39	< 0.26	< 0.13	< 0.13	0.35 BJ
tert-Butylbenzene	NE	NE	< 0.48	< 0.60	< 0.60	< 0.6	< 0.6	< 0.14	< 0.14	< 0.14	< 0.14	NA	< 0.14	< 0.14	< 0.14	< 0.14	< 0.40	< 0.48	< 0.24	< 0.24	< 0.6
Tetrachloroethene	0.5	5	***92***	***120***	***120***	***120 B***	***120 B***	***290***	***580***	***420***	***240***	NA	***130***	***210***	***190***	***190***	***360***	***66***	***88***	***120 B***	***120 B***
Toluene	160	800	0.48 J	0.50 BJ	0.80 J	< 0.27	< 0.27	1.3	< 0.11	< 0.11	< 0.11	NA	< 0.11	< 0.11	< 0.11	< 0.11	< 0.15	< 0.21	< 0.11	< 0.11	< 0.27
trans-1,2-Dichloroethene	20	100	< 0.44	0.70 J	1.3 J	2.3 J	2.5 J	< 0.25	< 0.25	< 0.25	< 0.25	NA	< 0.25	< 0.25	< 0.25	< 0.25	< 0.35	< 0.44	< 0.22	< 0.22	< 0.55
Trichloroethene	0.5	5	***4.4***	***5.2 B***	***6.3***	***9.4***	***9.4***	***0.64***	***1.4***	***20***	***17***	NA	***15***	***11***	***11***	***10***	***5.9***	***7.2***	***9.1***	***7.8***	***7.6***
Trichlorofluoromethane	698	3490	< 2.0	< 2.5	< 2.5	< 2.5	< 2.5	< 0.19	< 0.19	< 0.19	< 0.19	NA	< 0.19	< 1.0	< 1.0	< 1.0	< 1.0	< 2.0	< 1.0	< 1	< 2.5
Vinyl chloride	0.02	0.2	***2.2***	***4.3***	***6.5 J+***	***10***	***11***	< 0.1	< 0.1	< 0.1	< 0.1	NA	< 0.1	< 0.10	< 0.10	< 0.10	< 0.20	< 0.64	< 0.32	< 0.32	< 0.8
Xylenes, Total	400	2000	< 0.23	< 0.58	< 0.58	< 0.58	< 0.58	0.95 J	< 0.068	< 0.068	< 0.068	NA	< 0.068	< 0.068	< 0.068	< 0.068	< 0.22	< 0.23	< 0.12	< 0.23	< 0.58
Total PCBs																					
Aroclor-1016	0.003	0.03	NA	NA	NA	< 0.035	< 0.035	< 0.19	NA	< 0.063	< 0.028	NA	< 0.066	NA	NA	NA	NA	NA	NA	< 0.035	< 0.035
Aroclor-1232	0.003	0.03	NA	NA	NA	< 0.037	< 0.037	< 0.11	NA	< 0.19	< 0.083	NA	< 0.2	NA	NA	NA	NA	NA	NA	< 0.037	< 0.037
Aroclor-1242	0.003	0.03	NA	NA	NA	< 0.038	< 0.038	< 0.15	NA	< 0.19	< 0.083	NA	< 0.2	NA	NA	NA	NA	NA	NA	< 0.038	< 0.038
Aroclor-1248	0.003	0.03	NA	NA	NA	***0.3***	***0.31***	< 0.13	NA	< 0.19	< 0.083	NA	< 0.2	NA	NA	NA	NA	NA	NA	***0.034 J***	< 0.02
Total Detected PCBs	0.003	0.03	NA	NA	NA	***0.3***	***0.31***	ND	NA	ND	ND	NA	ND	NA	NA	NA	NA	NA	NA	***0.034 J***	ND
Dissolved PCBs																					
Aroclor-1016	0.003	0.03	NA	NA	NA	NA	NA	NA	NA	< 0.063	NA	< 0.026	< 0.064	NA	< 0.063	< 0.063	< 0.063	NA	NA	NA	NA
Aroclor-1232	0.003	0.03	NA	NA	NA	NA	NA	NA	NA	< 0.19	NA	< 0.078	< 0.19	NA	< 0.19	< 0.19	< 0.19	NA	NA	NA	NA
Aroclor-1242	0.003	0.03	NA	NA	NA	NA	NA	NA	NA	< 0.19	NA	< 0.078	< 0.19	NA	< 0.19	< 0.19	< 0.19	NA	NA	NA	NA
Aroclor-1248	0.003	0.03	NA	NA	NA	NA	NA	NA	NA	< 0.19	NA	< 0.078	< 0.19	NA	< 0.19	< 0.19	< 0.19	NA	NA	NA	NA
Total Detected PCBs	0.003	0.03	NA	NA	NA	NA	NA	NA	NA	ND	NA	ND	ND	NA	ND	ND	ND	NA	NA	NA	NA
Solids																					
Total Dissolved Solids (mg/L)	NE	NE	NA	NA	NA	892	890	NA	NA	NA	NA	NA	NA	NA	NA	NA	NA	478	NA	656	644
Total Suspended Solids (TSS) (mg/L)	NE	NE	NA	NA	NA	< 0.95	< 0.95	NA	NA	NA	NA	NA	NA	NA	NA	NA	NA	5.8	NA	16.8	18

Notes on Page 61.

Table 7: Groundwater Analytical Results Summary
Madison-Kipp Corporation
Madison, Wisconsin

WELL ID			MW-23D	MW-23D	MW-23D	MW-23D	MW-23D	MW-23D	MW-23D	MW-23D	MW-23D	MW-23D	MW-23D	MW-23D	MW-23D	MW-23D	MW-23D	MW-23D[3]	MW-23D	MW-23D[3]
SCREEN INTERVAL (feet bgs)	PREVENTIVE	ENFORCEMENT	45 - 50 ft	45 - 50 ft	45 - 50 ft	45 - 50 ft	45 - 50 ft	45 - 50 ft	45 - 50 ft	45 - 50 ft	45 - 50 ft	45 - 50 ft	45 - 50 ft	45 - 50 ft	45 - 50 ft	45 - 50 ft	45 - 50 ft	45 - 50 ft	45 - 50 ft	45 - 50 ft
SAMPLE DATE	ACTION LIMIT	STANDARD	01/14/2013	03/08/2013	04/19/2013	04/20/2013	07/17/2013	10/10/2013	04/18/2014	10/20/2014	04/09/2015	10/20/2015	01/22/2016	04/21/2016	07/20/2016	10/14/2016	1/20/2017	04/11/2017	04/11/2017	10/06/2017	10/06/2017
VOCs																					
1,1,1,2-Tetrachloroethane	7	70	< 0.25	NA	< 0.25	NA	< 0.25	< 0.25	< 0.25	< 0.25	< 0.25	< 0.46	< 0.11	< 2.2	< 0.55	< 0.11	< 1.1	< 1.1	< 0.11	< 0.55	< 0.55
1,1,1-Trichloroethane	40	200	< 0.2	NA	< 0.2	NA	< 0.2	< 0.2	< 0.20	< 0.20	< 0.20	< 0.38	< 0.10	< 2.0	< 0.50	< 0.10	< 1.0	< 1.0	< 0.10	< 0.5	< 0.5
1,1,2-Trichloroethane	0.5	5	< 0.28	NA	< 0.28	NA	< 0.28	< 0.28	< 0.28	< 0.28	< 0.28	< 0.35	< 0.10	< 2.0	< 0.50	< 0.10	< 1.0	< 1.0	< 0.10	< 0.5	< 0.5
1,1-Dichloroethene	0.7	7	< 0.31	NA	< 0.31	NA	< 0.31	< 0.31	< 0.31	< 0.31	< 0.31	< 0.39	< 0.14	< 2.8	< 0.70	< 0.14	< 1.4	< 1.4	< 0.14	< 0.7	< 0.7
1,2,4-Trimethylbenzene	96	480	< 0.14	NA	< 0.14	NA	< 0.14	< 0.14	< 0.14	< 0.14	< 0.14	< 0.36	< 0.060	< 1.2	< 0.30	< 0.060	< 0.60	< 0.60	< 0.060	< 0.3	< 0.3
1,2-Dibromoethane	0.005	0.05	< 0.36	NA	< 0.36	NA	< 0.36	< 0.36	< 0.36	< 0.36	< 0.36	< 0.39	< 0.13	< 2.6	< 0.65	< 0.13	< 1.3	< 1.3	< 0.13	< 0.65	< 0.65
1,2-Dichlorobenzene	60	600	< 0.27	NA	< 0.27	NA	< 0.27	< 0.27	< 0.27	< 0.27	< 0.27	< 0.33	< 0.076	< 1.5	< 0.38	< 0.076	< 0.76	< 0.76	< 0.076	< 0.38	< 0.38
1,2-Dichloroethane	0.5	5	< 0.28	NA	< 0.28	NA	< 0.28	< 0.28	< 0.28	< 0.28	< 0.28	< 0.39	< 0.078	< 1.6	< 0.39	< 0.078	< 0.78	< 0.78	< 0.078	< 0.39	< 0.39
1,2-Dichloropropane	0.5	5	< 0.2	NA	< 0.2	NA	< 0.2	< 0.2	< 0.20	< 0.20	< 0.20	< 0.43	< 0.10	< 2.0	< 0.50	< 0.10	< 1.0	< 1.0	< 0.10	< 0.5	< 0.5
1,2,3-Trichlorobenzene	NE	NE	< 0.24	NA	< 0.24	NA	< 0.24	< 0.24	< 0.24	< 0.24	< 0.24	< 0.46	< 0.045	< 0.90	< 0.23	< 0.045	< 0.45	< 0.45	< 0.045	< 0.23	< 0.23
1,2,4-Trichlorobenzene	14	70	< 0.31	NA	< 0.31	NA	< 0.31	< 0.31	< 0.31	< 0.31	< 0.31	< 0.34	< 0.077	< 1.5	< 0.39	< 0.077	< 0.77	< 0.77	< 0.077	< 0.39	< 0.39
1,3,5-Trimethylbenzene	96	480	< 0.18	NA	< 0.18	NA	< 0.18	< 0.18	< 0.18	< 0.18	< 0.18	< 0.25	< 0.075	< 1.5	< 0.38	< 0.075	< 0.75	< 0.75	< 0.075	< 0.38	< 0.38
2-Butanone	800	4000	NA	NA	NA	NA	NA	NA	NA	NA	NA	NA	< 3.0	< 60	< 15	< 3.0	< 30	< 30	< 3.0	< 15	< 15
2-Hexanone	NE	NE	NA	NA	NA	NA	NA	NA	NA	NA	NA	NA	< 0.95	< 19	< 4.8	< 0.95	< 9.5	< 9.5	< 0.95	< 4.8	< 4.8
4-Methyl-2-pentanone	50	500	NA	NA	NA	NA	NA	NA	NA	NA	NA	NA	< 0.77	< 15	< 3.9	< 0.77	< 7.7	< 7.7	< 0.77	< 3.9	< 3.9
Acetone	1800	9000	NA	NA	NA	NA	NA	NA	NA	NA	NA	NA	< 3.4	< 68	< 17	< 3.4	< 34	< 34	9.6 BJ	< 17	< 17
Benzene	0.5	5	0.32 J	NA	< 0.074	NA	< 0.074	< 0.074	< 0.074	< 0.074	< 0.074	< 0.15	< 0.089	< 1.8	< 0.45	< 0.089	< 0.89	< 0.89	< 0.089	< 0.45	< 0.45
Bromodichloromethane	0.06	0.6	< 0.17	NA	< 0.17	NA	< 0.17	< 0.17	< 0.17	< 0.17	< 0.17	< 0.37	< 0.077	< 1.5	< 0.39	< 0.077	***1.1 BJ***	< 0.77	< 0.077	< 0.39	< 0.39
Bromoform	0.44	4.4	< 0.28	NA	< 0.28	NA	< 0.28	< 0.28	< 0.28	< 0.28	< 0.28	< 0.48	< 0.088	< 1.8	< 0.44	< 0.088	< 0.88	< 0.88	< 0.088	< 0.44	< 0.44
Bromomethane	1	10	< 0.31	NA	< 0.31	NA	< 0.31	< 0.31	< 0.31	< 0.31 *	< 0.31	< 0.80	< 0.59	< 12	< 3.0	< 0.59	< 5.9	< 5.9	< 0.59	< 3	< 3
Carbon disulfide	200	1000	NA	NA	NA	NA	NA	NA	NA	NA	NA	NA	< 0.053	< 1.1	< 0.27	< 0.053	1.4 J	< 0.53	< 0.053	< 0.27	< 0.27
Carbon tetrachloride	0.5	5	< 0.26	NA	< 0.26	NA	< 0.26	< 0.26	< 0.26	< 0.26	< 0.26	< 0.38	< 0.038	< 0.76	< 0.19	< 0.038	< 0.38	< 0.38	< 0.038	< 0.19	< 0.19
Chloroform	0.6	6	< 0.2	NA	< 0.2	NA	< 0.2	< 0.2	< 0.20	< 0.20	< 0.20	< 0.37	< 0.062	***2.2 BJ***	< 0.31	< 0.062	***1.1 BJ***	***1.1 J***	< 0.062	< 0.31	< 0.31
Chloromethane	3	30	< 0.18	NA	< 0.18	NA	< 0.18	< 0.18	< 0.18	< 0.18	< 0.18	< 0.32	< 0.16	< 3.2	< 0.80	< 0.16	***3.2 BJ***	< 1.6	< 0.16	1.5 J	***4.3 J***
cis-1,2-Dichloroethene	7	70	< 0.12	NA	< 0.12	NA	< 0.12	< 0.12	< 0.12	< 0.12	< 0.12	< 0.41	< 0.11	< 2.2	< 0.55	< 0.11	< 1.1	< 1.1	< 0.11	< 0.55	< 0.55
Dichlorodifluoromethane	200	1000	< 0.2	NA	< 0.2	NA	< 0.2	< 0.2	< 0.20	< 0.20	< 0.20	< 0.54	0.27 J	< 2.2	< 0.55	< 0.11	< 1.1	< 1.1	< 0.11	< 0.55	< 0.55
Ethylbenzene	140	700	0.20 J	NA	< 0.13	NA	< 0.13	< 0.13	< 0.13	< 0.13	< 0.13	< 0.18	< 0.054	< 1.1	< 0.27	< 0.054	< 0.54	< 0.54	< 0.054	< 0.27	< 0.27
Isopropylbenzene	NE	NE	< 0.14	NA	< 0.14	NA	< 0.14	< 0.14	< 0.14	< 0.14	< 0.14	< 0.39	< 0.081	< 1.6	< 0.41	< 0.081	< 0.81	< 0.81	< 0.081	< 0.41	< 0.41
m,p-Xylene	400	2000	NA	NA	NA	NA	NA	NA	NA	NA	NA	NA	< 0.057	< 1.1	< 0.29	< 0.057	< 0.57	< 0.57	< 0.057	< 0.29	< 0.29
Methyl tert-butyl ether	12	60	< 0.24	NA	< 0.24	NA	< 0.24	< 0.24	< 0.24	< 0.24	< 0.24	< 0.39	< 0.14	< 2.8	< 0.70	< 0.14	< 1.4	< 1.4	< 0.14	< 0.7	< 0.7
Methylene chloride	0.5	5	< 0.68	NA	< 0.68	NA	< 0.68	< 0.68	< 0.68	< 0.68	< 0.68	< 1.6	***0.57 J***	< 2.8	< 0.70	< 0.14	***1.8 BJ***	< 1.4	< 0.14	< 0.7	< 0.7
Naphthalene	10	100	< 0.16	NA	< 0.16	NA	< 0.16	< 0.16	< 0.16	< 0.16	< 0.16	< 0.34	< 0.088	< 1.8	< 0.44	< 0.088	< 0.88	< 0.88	< 0.088	< 0.44	< 0.44
n-Butylbenzene	NE	NE	< 0.13	NA	< 0.13	NA	< 0.13	< 0.13	< 0.13	< 0.13	< 0.13	< 0.39	< 0.14	< 2.8	< 0.70	< 0.14	< 1.4	< 1.4	< 0.14	< 0.7	< 0.7
n-Hexane	120	600	NA	NA	NA	NA	NA	NA	NA	NA	NA	NA	< 0.21	< 4.2	< 1.1	< 0.21	< 2.1	< 2.1	< 0.21	< 1.1	< 1.1
n-Propylbenzene	NE	NE	< 0.13	NA	< 0.13	NA	< 0.13	< 0.13	< 0.13	< 0.13	< 0.13	< 0.41	< 0.10	< 2.0	< 0.50	< 0.10	< 1.0	< 1.0	< 0.10	< 0.5	< 0.5
o-Xylene	400	2000	NA	NA	NA	NA	NA	NA	NA	NA	NA	NA	< 0.058	< 1.2	< 0.29	< 0.058	< 0.58	< 0.58	< 0.058	< 0.29	< 0.29
p-Isopropyltoluene	NE	NE	< 0.17	NA	< 0.17	NA	< 0.17	< 0.17	< 0.17	< 0.17	< 0.17	< 0.36	< 0.085	< 1.7	< 0.43	< 0.085	< 0.85	< 0.85	< 0.085	< 0.43	< 0.43
sec-Butylbenzene	NE	NE	< 0.15	NA	< 0.15	NA	< 0.15	< 0.15	< 0.15	< 0.15	< 0.15	< 0.40	< 0.13	< 2.6	< 0.65	< 0.13	< 1.3	< 1.3	< 0.13	< 0.65	< 0.65
Styrene	10	100	< 0.1	NA	< 0.1	NA	< 0.1	< 0.1	< 0.10	< 0.10	< 0.10	< 0.39	< 0.065	< 1.3	< 0.33	< 0.065	< 0.65	< 0.65	< 0.065	0.45 J	< 0.33
tert-Butylbenzene	NE	NE	< 0.14	NA	< 0.14	NA	< 0.14	< 0.14	< 0.14	< 0.14	< 0.14	< 0.40	< 0.12	< 2.4	< 0.60	< 0.12	< 1.2	< 1.2	< 0.12	< 0.6	< 0.6
Tetrachloroethene	0.5	5	***100***	NA	***86***	NA	***170***	***160***	***190***	***190***	***220***	***84***	***170***	***130***	***160***	***160***	***140***	***140***	***140***	***130 B***	***130 B***
Toluene	160	800	0.60	NA	< 0.11	NA	< 0.11	< 0.11	< 0.11	< 0.11	< 0.11	< 0.15	< 0.053	< 1.1	< 0.27	< 0.053	1.6 BJ	< 0.53	< 0.053	< 0.27	< 0.27
trans-1,2-Dichloroethene	20	100	< 0.25	NA	< 0.25	NA	< 0.25	< 0.25	< 0.25	< 0.25	< 0.25	< 0.35	< 0.11	< 2.2	< 0.55	< 0.11	< 1.1	< 1.1	< 0.11	< 0.55	< 0.55
Trichloroethene	0.5	5	< 0.19	NA	***0.53***	NA	0.21 J	< 0.19	< 0.19	0.27 J	< 0.19	< 0.16	0.22 J	< 1.2	< 0.31	0.19 J	< 0.62	< 0.62	0.16 J	< 0.31	< 0.31
Trichlorofluoromethane	698	3490	< 0.19	NA	< 0.19	NA	< 0.19	< 0.19	< 1.0	< 1.0	< 1.0	< 1.0	< 0.50	< 10	< 2.5	< 0.50	< 5.0	< 5.0	< 0.50	< 2.5	< 2.5
Vinyl chloride	0.02	0.2	< 0.1	NA	< 0.1	NA	< 0.1	< 0.1	< 0.10	< 0.10	< 0.10	< 0.20	< 0.16	< 3.2	< 0.80	< 0.16	< 1.6	< 1.6	< 0.16	< 0.8	< 0.8
Xylenes, Total	400	2000	0.68 J	NA	< 0.068	NA	< 0.068	< 0.068	< 0.068	< 0.068	< 0.068	< 0.22	< 0.058	< 1.2	< 0.29	< 0.058	< 1.2	< 1.2	< 0.12	< 0.58	< 0.58
Total PCBs																					
Aroclor-1016	0.003	0.03	< 0.16	< 0.034	NA	< 0.065	< 0.067	< 0.064	NA	NA	NA	NA	NA	NA	NA	NA	NA	NA	NA	< 0.035	< 0.035
Aroclor-1232	0.003	0.03	< 0.089	< 0.1	NA	< 0.19	< 0.2	< 0.19	NA	NA	NA	NA	NA	NA	NA	NA	NA	NA	NA	< 0.037	< 0.037
Aroclor-1242	0.003	0.03	***0.24 J***	< 0.1	NA	< 0.19	< 0.2	< 0.19	NA	NA	NA	NA	NA	NA	NA	NA	NA	NA	NA	< 0.038	< 0.038
Aroclor-1248	0.003	0.03	< 0.11	< 0.1	NA	< 0.19	< 0.2	< 0.19	NA	NA	NA	NA	NA	NA	NA	NA	NA	NA	NA	< 0.02	< 0.02
Total Detected PCBs	0.003	0.03	***0.24 J***	ND	NA	ND	ND	ND	NA	NA	NA	NA	NA	NA	NA	NA	NA	NA	NA	ND	ND
Dissolved PCBs																					
Aroclor-1016	0.003	0.03	NA	< 0.034	NA	< 0.066	< 0.068	< 0.065	NA	< 0.063	< 0.063	< 0.065	NA	NA	NA	NA	NA	NA	NA	NA	NA
Aroclor-1232	0.003	0.03	NA	< 0.1	NA	< 0.2	< 0.2	< 0.19	NA	< 0.19	< 0.19	< 0.19	NA	NA	NA	NA	NA	NA	NA	NA	NA
Aroclor-1242	0.003	0.03	NA	< 0.1	NA	< 0.2	< 0.2	< 0.19	NA	< 0.19	< 0.19	< 0.19	NA	NA	NA	NA	NA	NA	NA	NA	NA
Aroclor-1248	0.003	0.03	NA	< 0.1	NA	< 0.2	< 0.2	< 0.19	NA	< 0.19	< 0.19	< 0.19	NA	NA	NA	NA	NA	NA	NA	NA	NA
Total Detected PCBs	0.003	0.03	NA	ND	NA	ND	ND	ND	NA	ND	ND	ND	NA	NA	NA	NA	NA	NA	NA	NA	NA
Solids																					
Total Dissolved Solids (mg/L)	NE	NE	NA	NA	NA	NA	NA	NA	NA	NA	NA	NA	NA	NA	NA	NA	NA	NA	NA	524	534
Total Suspended Solids (TSS) (mg/L)	NE	NE	NA	NA	NA	NA	NA	NA	NA	NA	NA	NA	NA	NA	NA	NA	NA	NA	NA	< 0.95	< 0.95

Notes on Page 61.

Table 7: Groundwater Analytical Results Summary
Madison-Kipp Corporation
Madison, Wisconsin

WELL ID			MW-24	MW-24	MW-24	MW-24	MW-24	MW-24	MW-24	MW-24	MW-24	MW-24	MW-24	MW-24	MW-24	MW-24	MW-25D	MW-25D[3]	MW-25D	MW-25D	MW-25D	MW-25D	MW-25D
SCREEN INTERVAL (feet bgs)	PREVENTIVE	ENFORCEMENT	30 - 40 ft	30 - 40 ft	30 - 40 ft	30 - 40 ft	30 - 40 ft	30 - 40 ft	30 - 40 ft	30 - 40 ft	30 - 40 ft	30 - 40 ft	30 - 40 ft	30 - 40 ft	30 - 40 ft	30 - 40 ft	120 - 130 ft	120 - 130 ft	120 - 130 ft	120 - 130 ft	120 - 130 ft	120 - 130 ft	120 - 130 ft
SAMPLE DATE	ACTION LIMIT	STANDARD	04/29/2013	07/19/2013	10/08/2013	04/17/2014	10/14/2014	10/09/2017	04/05/2018	10/15/2018	04/09/2019	10/15/2019	7/16/2020	10/19/2020	04/16/2021	10/14/2021	05/06/2013	05/06/2013	07/19/2013	10/09/2013	04/21/2014	07/09/2014	08/26/2014
VOCs																							
1,1,1,2-Tetrachloroethane	7	70	< 0.25	< 0.25	< 0.25	< 0.25	< 0.25	NA	NA	NA	NA	NA	NA	NA	NA	NA	< 0.25	< 0.25	< 0.25	< 0.25	< 0.25	< 0.25	< 0.25
1,1,1-Trichloroethane	40	200	< 0.2	< 0.2	< 0.2	< 0.20	< 0.20	NA	NA	NA	NA	NA	NA	NA	NA	NA	< 0.2	< 0.2	< 0.2	< 0.2	< 0.20	< 0.20	< 0.20
1,1,2-Trichloroethane	0.5	5	< 0.28	< 0.28	< 0.28	< 0.28	< 0.28	NA	NA	NA	NA	NA	NA	NA	NA	NA	< 0.28	< 0.28	< 0.28	< 0.28	< 0.28	< 0.28	< 0.28
1,1-Dichloroethene	0.7	7	< 0.31	< 0.31	< 0.31	< 0.31	< 0.31	NA	NA	NA	NA	NA	NA	NA	NA	NA	< 0.31	< 0.31	< 0.31	< 0.31	< 0.31	< 0.31	< 0.31
1,2,4-Trimethylbenzene	96	480	< 0.14	< 0.14	< 0.14	< 0.14	< 0.14	NA	NA	NA	NA	NA	NA	NA	NA	NA	< 0.14	< 0.14	< 0.14	< 0.14	< 0.14	< 0.14	< 0.14
1,2-Dibromoethane	0.005	0.05	< 0.36	< 0.36	< 0.36	< 0.36	< 0.36	NA	NA	NA	NA	NA	NA	NA	NA	NA	< 0.36	< 0.36	< 0.36	< 0.36	< 0.36	< 0.36	< 0.36
1,2-Dichlorobenzene	60	600	< 0.27	< 0.27	< 0.27	< 0.27	< 0.27	NA	NA	NA	NA	NA	NA	NA	NA	NA	< 0.27	< 0.27	< 0.27	< 0.27	< 0.27	< 0.27	< 0.27
1,2-Dichloroethane	0.5	5	< 0.28	< 0.28	< 0.28	< 0.28	< 0.28	NA	NA	NA	NA	NA	NA	NA	NA	NA	< 0.28	< 0.28	< 0.28	< 0.28	< 0.28	< 0.28	< 0.28
1,2-Dichloropropane	0.5	5	< 0.2	< 0.2	< 0.2	< 0.20	< 0.20	NA	NA	NA	NA	NA	NA	NA	NA	NA	< 0.2	< 0.2	< 0.2	< 0.2	< 0.20	< 0.20	< 0.20
1,2,3-Trichlorobenzene	NE	NE	< 0.24	< 0.24	< 0.24	< 0.24	< 0.24	NA	NA	NA	NA	NA	NA	NA	NA	NA	< 0.24	< 0.24	< 0.24	< 0.24	< 0.24	< 0.24	< 0.24
1,2,4-Trichlorobenzene	14	70	< 0.31	< 0.31	< 0.31	< 0.31	< 0.31	NA	NA	NA	NA	NA	NA	NA	NA	NA	< 0.31	< 0.31	< 0.31	< 0.31	< 0.31	< 0.31	< 0.31
1,3,5-Trimethylbenzene	96	480	< 0.18	< 0.18	< 0.18	< 0.18	< 0.18	NA	NA	NA	NA	NA	NA	NA	NA	NA	< 0.18	< 0.18	< 0.18	< 0.18	< 0.18	< 0.18	< 0.18
2-Butanone	800	4000	NA	NA	NA	NA	NA	NA	NA	NA	NA	NA	NA	NA	NA	NA	NA	NA	NA	NA	NA	NA	NA
2-Hexanone	NE	NE	NA	NA	NA	NA	NA	NA	NA	NA	NA	NA	NA	NA	NA	NA	NA	NA	NA	NA	NA	NA	NA
4-Methyl-2-pentanone	50	500	NA	NA	NA	NA	NA	NA	NA	NA	NA	NA	NA	NA	NA	NA	NA	NA	NA	NA	NA	NA	NA
Acetone	1800	9000	NA	NA	NA	NA	NA	NA	NA	NA	NA	NA	NA	NA	NA	NA	NA	NA	NA	NA	NA	NA	NA
Benzene	0.5	5	< 0.074	< 0.074	< 0.074	< 0.074	< 0.074	NA	NA	NA	NA	NA	NA	NA	NA	NA	< 0.074	< 0.074	< 0.074	< 0.074	< 0.074	< 0.074	< 0.074
Bromodichloromethane	0.06	0.6	< 0.17	< 0.17	< 0.17	< 0.17	< 0.17	NA	NA	NA	NA	NA	NA	NA	NA	NA	< 0.17	< 0.17	< 0.17	< 0.17	< 0.17	< 0.17	< 0.17
Bromoform	0.44	4.4	< 0.28	< 0.28	< 0.28	< 0.28	< 0.28	NA	NA	NA	NA	NA	NA	NA	NA	NA	< 0.28	< 0.28	< 0.28	< 0.28	< 0.28	< 0.28	< 0.28
Bromomethane	1	10	< 0.31	< 0.31	< 0.31	< 0.31	< 0.31 *	NA	NA	NA	NA	NA	NA	NA	NA	NA	< 0.31	< 0.31	< 0.31	< 0.31	< 0.31	< 0.31	< 0.31
Carbon disulfide	200	1000	NA	NA	NA	NA	NA	NA	NA	NA	NA	NA	NA	NA	NA	NA	NA	NA	NA	NA	NA	NA	NA
Carbon tetrachloride	0.5	5	< 0.26	< 0.26	< 0.26	< 0.26	< 0.26	NA	NA	NA	NA	NA	NA	NA	NA	NA	< 0.26	< 0.26	< 0.26	< 0.26	< 0.26	< 0.26	< 0.26
Chloroform	0.6	6	< 0.2	< 0.2	< 0.2	< 0.20	< 0.20	NA	NA	NA	NA	NA	NA	NA	NA	NA	< 0.2	< 0.2	< 0.2	< 0.2	< 0.20	< 0.20	< 0.20
Chloromethane	3	30	< 0.18	< 0.18	< 0.18	< 0.18	< 0.18	NA	NA	NA	NA	NA	NA	NA	NA	NA	< 0.18	< 0.18	< 0.18	< 0.18	< 0.18	< 0.18	< 0.18
cis-1,2-Dichloroethene	7	70	< 0.12	< 0.12	< 0.12	< 0.12	< 0.12	NA	NA	NA	NA	NA	NA	NA	NA	NA	< 0.12	< 0.12	< 0.12	< 0.12	< 0.12	< 0.12	< 0.12
Dichlorodifluoromethane	200	1000	< 0.2	< 0.2	< 0.2	< 0.20	< 0.20	NA	NA	NA	NA	NA	NA	NA	NA	NA	< 0.2	< 0.2	< 0.2	< 0.2	< 0.20	< 0.20	< 0.20
Ethylbenzene	140	700	< 0.13	0.31 J	< 0.13	< 0.13	< 0.13	NA	NA	NA	NA	NA	NA	NA	NA	NA	< 0.13	< 0.13	< 0.13	< 0.13	< 0.13	0.35 J	< 0.13
Isopropylbenzene	NE	NE	< 0.14	< 0.14	< 0.14	< 0.14	< 0.14	NA	NA	NA	NA	NA	NA	NA	NA	NA	< 0.14	< 0.14	< 0.14	< 0.14	< 0.14	< 0.14	< 0.14
m,p-Xylene	400	2000	NA	NA	NA	NA	NA	NA	NA	NA	NA	NA	NA	NA	NA	NA	NA	NA	NA	NA	NA	NA	NA
Methyl tert-butyl ether	12	60	< 0.24	< 0.24	< 0.24	< 0.24	< 0.24	NA	NA	NA	NA	NA	NA	NA	NA	NA	< 0.24	< 0.24	< 0.24	< 0.24	< 0.24	< 0.24	< 0.24
Methylene chloride	0.5	5	< 0.68	< 0.68	< 0.68	< 0.68	< 0.68	NA	NA	NA	NA	NA	NA	NA	NA	NA	< 0.68	< 0.68	< 0.68	***5.3***	< 0.68	< 0.68	< 0.68
Naphthalene	10	100	< 0.16	< 0.16	< 0.16	< 0.16	< 0.16	NA	NA	NA	NA	NA	NA	NA	NA	NA	< 0.16	< 0.16	< 0.16	< 0.16	< 0.16	< 0.16	< 0.16
n-Butylbenzene	NE	NE	< 0.13	< 0.13	< 0.13	< 0.13	< 0.13	NA	NA	NA	NA	NA	NA	NA	NA	NA	< 0.13	< 0.13	< 0.13	< 0.13	< 0.13	< 0.13	< 0.13
n-Hexane	120	600	NA	NA	NA	NA	NA	NA	NA	NA	NA	NA	NA	NA	NA	NA	NA	NA	NA	NA	NA	NA	NA
n-Propylbenzene	NE	NE	< 0.13	< 0.13	< 0.13	< 0.13	< 0.13	NA	NA	NA	NA	NA	NA	NA	NA	NA	< 0.13	< 0.13	< 0.13	< 0.13	< 0.13	< 0.13	< 0.13
o-Xylene	400	2000	NA	NA	NA	NA	NA	NA	NA	NA	NA	NA	NA	NA	NA	NA	NA	NA	NA	NA	NA	NA	NA
p-Isopropyltoluene	NE	NE	< 0.17	< 0.17	< 0.17	< 0.17	< 0.17	NA	NA	NA	NA	NA	NA	NA	NA	NA	< 0.17	< 0.17	< 0.17	< 0.17	< 0.17	< 0.17	< 0.17
sec-Butylbenzene	NE	NE	< 0.15	< 0.15	< 0.15	< 0.15	< 0.15	NA	NA	NA	NA	NA	NA	NA	NA	NA	< 0.15	< 0.15	< 0.15	< 0.15	< 0.15	< 0.15	< 0.15
Styrene	10	100	< 0.1	< 0.1	< 0.1	< 0.10	< 0.10	NA	NA	NA	NA	NA	NA	NA	NA	NA	< 0.1	< 0.1	< 0.1	< 0.1	< 0.10	< 0.10	< 0.10
tert-Butylbenzene	NE	NE	< 0.14	< 0.14	< 0.14	< 0.14	< 0.14	NA	NA	NA	NA	NA	NA	NA	NA	NA	< 0.14	< 0.14	< 0.14	< 0.14	< 0.14	< 0.14	< 0.14
Tetrachloroethene	0.5	5	***3***	***3***	***3.3***	***2.8***	***0.83 J***	NA	NA	NA	NA	NA	NA	NA	NA	NA	***0.76 J***	< 0.17	***2.8***	***3.1***	***1.3***	***1.2***	***1.1***
Toluene	160	800	< 0.11	< 0.11	< 0.11	< 0.11	< 0.11	NA	NA	NA	NA	NA	NA	NA	NA	NA	< 0.11	< 0.11	< 0.11	< 0.11	< 0.11	0.49 J	0.73
trans-1,2-Dichloroethene	20	100	< 0.25	< 0.25	< 0.25	< 0.25	< 0.25	NA	NA	NA	NA	NA	NA	NA	NA	NA	< 0.25	< 0.25	< 0.25	< 0.25	< 0.25	< 0.25	< 0.25
Trichloroethene	0.5	5	< 0.19	< 0.19	< 0.19	< 0.19	< 0.19	NA	NA	NA	NA	NA	NA	NA	NA	NA	< 0.19	< 0.19	< 0.19	< 0.19	< 0.19	< 0.19	< 0.19
Trichlorofluoromethane	698	3490	< 0.19	< 0.19	< 0.19	< 1.0	< 1.0	NA	NA	NA	NA	NA	NA	NA	NA	NA	< 0.19	< 0.19	< 0.19	< 0.19	< 1.0	< 1.0	< 1.0
Vinyl chloride	0.02	0.2	< 0.1	< 0.1	< 0.1	< 0.10	< 0.10	NA	NA	NA	NA	NA	NA	NA	NA	NA	< 0.1	< 0.1	< 0.1	< 0.1	< 0.10	< 0.10	< 0.10
Xylenes, Total	400	2000	< 0.068	0.37 J	< 0.068	< 0.068	< 0.068	NA	NA	NA	NA	NA	NA	NA	NA	NA	< 0.068	< 0.068	0.36 J	< 0.068	< 0.068	1.6	< 0.068
Total PCBs																							
Aroclor-1016	0.003	0.03	NA	NA	NA	NA	NA	< 0.035	< 0.035	< 0.0072	< 0.0072	< 0.0072	< 0.0072 J-	< 0.0072	< 0.0072	< 0.0072	NA	NA	NA	NA	NA	NA	NA
Aroclor-1232	0.003	0.03	NA	NA	NA	NA	NA	< 0.037	< 0.037	< 0.0042	< 0.0042	< 0.0042	< 0.0042 J-	< 0.0042	< 0.0042	< 0.0042	NA	NA	NA	NA	NA	NA	NA
Aroclor-1242	0.003	0.03	NA	NA	NA	NA	NA	< 0.038	< 0.038	< 0.013	< 0.013	< 0.013	< 0.013 J-	< 0.013	< 0.013	< 0.013	NA	NA	NA	NA	NA	NA	NA
Aroclor-1248	0.003	0.03	NA	NA	NA	NA	NA	< 0.02	< 0.020	< 0.011	< 0.011	< 0.011	< 0.011 J-	< 0.011	< 0.011	< 0.011	NA	NA	NA	NA	NA	NA	NA
Total Detected PCBs	0.003	0.03	NA	NA	NA	NA	NA	ND	ND	ND	ND	ND	ND	ND	ND	< 0.026	NA	NA	NA	NA	NA	NA	NA
Dissolved PCBs																							
Aroclor-1016	0.003	0.03	NA	NA	NA	NA	NA	NA	NA	NA	NA	NA	NA	NA	NA	NA	NA	NA	NA	NA	NA	NA	NA
Aroclor-1232	0.003	0.03	NA	NA	NA	NA	NA	NA	NA	NA	NA	NA	NA	NA	NA	NA	NA	NA	NA	NA	NA	NA	NA
Aroclor-1242	0.003	0.03	NA	NA	NA	NA	NA	NA	NA	NA	NA	NA	NA	NA	NA	NA	NA	NA	NA	NA	NA	NA	NA
Aroclor-1248	0.003	0.03	NA	NA	NA	NA	NA	NA	NA	NA	NA	NA	NA	NA	NA	NA	NA	NA	NA	NA	NA	NA	NA
Total Detected PCBs	0.003	0.03	NA	NA	NA	NA	NA	NA	NA	NA	NA	NA	NA	NA	NA	NA	NA	NA	NA	NA	NA	NA	NA
Solids																							
Total Dissolved Solids (mg/L)	NE	NE	NA	NA	NA	NA	NA	2060	2300	2120	2170	2150	2330	2370	1370	2670	NA	NA	NA	NA	NA	NA	NA
Total Suspended Solids (TSS) (mg/L)	NE	NE	NA	NA	NA	NA	NA	1 J	1.2 J	1.8	3.2	3.0	5.6	4.4	5.2	3.4 J	NA	NA	NA	NA	NA	NA	NA

Notes on Page 61.

Table 7: Groundwater Analytical Results Summary
Madison-Kipp Corporation
Madison, Wisconsin

WELL ID			MW-25D	MW-25D	MW-25D	MW-25D	MW-25D	MW-25D	MW-25D	MW-25D	MW-25D[3]	MW-25D	MW-25D	MW-25D	MW-25D2	MW-25D2	MW-25D2	MW-25D2	MW-25D2	MW-25D2	MW-25D2
SCREEN INTERVAL (feet bgs)	PREVENTIVE	ENFORCEMENT	120 - 130 ft	120 - 130 ft	120 - 130 ft	120 - 130 ft	120 - 130 ft	120 - 130 ft	120 - 130 ft	120 - 130 ft	120 - 130 ft	120 - 130 ft	120 - 130 ft	120 - 130 ft	160 - 170 ft	160 - 170 ft	160 - 170 ft	160 - 170 ft	160 - 170 ft	160 - 170 ft	160 - 170 ft
SAMPLE DATE	ACTION LIMIT	STANDARD	10/20/2014	01/28/2015	04/10/2015	07/21/2015	10/19/2015	10/11/2016	10/03/2017	10/10/2018	10/10/2018	10/09/2019	10/13/2020	10/13/2021	05/06/2013	07/19/2013	10/04/2013	04/21/2014	07/10/2014	08/26/2014	10/22/2014
VOCs																					
1,1,1,2-Tetrachloroethane	7	70	< 0.25	< 0.25	< 0.25	< 0.25	< 0.46	< 0.11	< 0.11	< 0.11	< 0.11	< 0.27	< 0.27	< 0.36	< 0.25	< 0.25	< 0.25	< 0.25	< 0.25	< 0.25	< 0.25
1,1,1-Trichloroethane	40	200	< 0.20	< 0.20	< 0.20	< 0.20	< 0.38	< 0.10	< 0.1	< 0.10	< 0.10	< 0.24	< 0.24	< 0.30	< 0.2	< 0.2	< 0.2	< 0.20	< 0.20	< 0.20	< 0.20
1,1,2-Trichloroethane	0.5	5	< 0.28	< 0.28	< 0.28	< 0.28	< 0.35	< 0.10	< 0.1	< 0.10	< 0.10	< 0.55	< 0.55	< 0.34	< 0.28	< 0.28	< 0.28	< 0.28	< 0.28	< 0.28	< 0.28
1,1-Dichloroethene	0.7	7	< 0.31	< 0.31	< 0.31	< 0.31	< 0.39	< 0.14	< 0.14	< 0.14	< 0.14	< 0.24	< 0.24	< 0.58	< 0.31	< 0.31	< 0.31	< 0.31	< 0.31	< 0.31	< 0.31
1,2,4-Trimethylbenzene	96	480	< 0.14	< 0.14	< 0.14	< 0.14	< 0.36	< 0.060	< 0.06	< 0.060	< 0.060	< 0.84	< 0.84	< 0.45	< 0.14	< 0.14	< 0.14	< 0.14	< 0.14	< 0.14	< 0.14
1,2-Dibromoethane	0.005	0.05	< 0.36	< 0.36	< 0.36	< 0.36	< 0.39	< 0.13	< 0.13	< 0.13	< 0.13	< 0.83	< 0.83	< 0.31	< 0.36	< 0.36	< 0.36	< 0.36	< 0.36	< 0.36	< 0.36
1,2-Dichlorobenzene	60	600	< 0.27	< 0.27	< 0.27	< 0.27	< 0.33	< 0.076	< 0.076	< 0.076	< 0.076	< 0.71	< 0.71	< 0.33	< 0.27	< 0.27	< 0.27	< 0.27	< 0.27	< 0.27	< 0.27
1,2-Dichloroethane	0.5	5	< 0.28	< 0.28	< 0.28	< 0.28	< 0.39	< 0.078	< 0.078	< 0.078	< 0.078	< 0.28	< 0.28	< 0.29	< 0.28	< 0.28	< 0.28	< 0.28	< 0.28	< 0.28	< 0.28
1,2-Dichloropropane	0.5	5	< 0.20	< 0.20	< 0.20	< 0.20	< 0.43	< 0.10	< 0.1	< 0.10	< 0.10	< 0.28	< 0.28	< 0.45	< 0.2	< 0.2	< 0.2	< 0.20	< 0.20	< 0.20	< 0.20
1,2,3-Trichlorobenzene	NE	NE	< 0.24	< 0.24	< 0.24	< 0.24	< 0.46	< 0.045	< 0.045	< 0.045	< 0.045	< 0.63	< 2.2	< 1.0	< 0.24	< 0.24	< 0.24	< 0.24	< 0.24	< 0.24	< 0.24
1,2,4-Trichlorobenzene	14	70	< 0.31	< 0.31	< 0.31	< 0.31	< 0.34	< 0.077	< 0.077	< 0.077	< 0.077	< 0.95	< 0.95	< 0.95	< 0.31	< 0.31	< 0.31	< 0.31	< 0.31	< 0.31	< 0.31
1,3,5-Trimethylbenzene	96	480	< 0.18	< 0.18	< 0.18	< 0.18	< 0.25	< 0.075	< 0.075	< 0.075	< 0.075	< 0.87	< 0.87	< 0.36	< 0.18	< 0.18	< 0.18	< 0.18	< 0.18	< 0.18	< 0.18
2-Butanone	800	4000	NA	NA	NA	NA	NA	< 3.0	< 3	< 3.0	< 3.0	< 2.9	< 2.9	< 6.5	NA	NA	NA	NA	NA	NA	NA
2-Hexanone	NE	NE	NA	NA	NA	NA	NA	< 0.95	< 0.95	< 0.95	< 0.95	< 2.5	< 5.2	< 6.3	NA	NA	NA	NA	NA	NA	NA
4-Methyl-2-pentanone	50	500	NA	NA	NA	NA	NA	< 0.77	< 0.77	< 0.77	< 0.77	< 1.5	< 4.6	< 6.0	NA	NA	NA	NA	NA	NA	NA
Acetone	1800	9000	NA	NA	NA	NA	NA	< 3.4	< 3.4	< 3.7 U	< 3.4	< 2.7	< 2.7	< 8.6	NA	NA	NA	NA	NA	NA	NA
Benzene	0.5	5	< 0.074	< 0.074	< 0.074	< 0.074	< 0.15	< 0.089	< 0.089	< 0.089	< 0.089	< 0.25	< 0.25	< 0.30	< 0.074	< 0.074	< 0.074	< 0.074	< 0.074	< 0.074	< 0.074
Bromodichloromethane	0.06	0.6	< 0.17	< 0.17	< 0.17	< 0.17	< 0.37	< 0.077	< 0.077	< 0.077	< 0.077	< 0.36	< 0.36	< 0.42	< 0.17	< 0.17	< 0.17	< 0.17	< 0.17	< 0.17	< 0.17
Bromoform	0.44	4.4	< 0.28	< 0.28	< 0.28	< 0.28	< 0.48	< 0.088	< 0.088	< 0.088	< 0.088	< 4.0	< 4.0	< 3.8	< 0.28	< 0.28	< 0.28	< 0.28	< 0.28	< 0.28	< 0.28
Bromomethane	1	10	< 0.31	< 0.31	< 0.31	< 0.31	< 0.80	< 0.59	< 0.59	< 0.72 U	< 0.59	< 0.97	< 0.97	< 1.2	< 0.31	< 0.31	< 0.31	< 0.31	< 0.31	< 0.31	< 0.31
Carbon disulfide	200	1000	NA	NA	NA	NA	NA	< 0.053	< 0.053	< 0.053	< 0.053	< 0.37	< 0.45	< 1.1	NA	NA	NA	NA	NA	NA	NA
Carbon tetrachloride	0.5	5	< 0.26	< 0.26	< 0.26	< 0.26	< 0.38	< 0.038	< 0.038	< 0.038	< 0.038	< 0.17	< 1.1	< 0.37	< 0.26	< 0.26	< 0.26	< 0.26	< 0.26	< 0.26	< 0.26
Chloroform	0.6	6	< 0.20	< 0.20	< 0.20	< 0.20	< 0.37	< 0.062	0.08 J	< 0.062	< 0.062	< 1.3	< 1.3	< 1.2	< 0.2	< 0.2	< 0.2	< 0.20	< 0.20	< 0.20	< 0.20
Chloromethane	3	30	< 0.18	< 0.18	< 0.18	< 0.18	< 0.32	0.37 BJ	0.82 J+	< 0.65 U	< 0.16	< 2.2	< 2.2	< 1.6	< 0.18	< 0.18	< 0.18	< 0.18	< 0.18	< 0.18	< 0.18
cis-1,2-Dichloroethene	7	70	< 0.12	< 0.12	< 0.12	< 0.12	< 0.41	< 0.11	< 0.11	< 0.11	< 0.11	< 0.27	< 0.27	< 0.47	< 0.12	< 0.12	< 0.12	< 0.12	< 0.12	< 0.12	< 0.12
Dichlorodifluoromethane	200	1000	< 0.20	< 0.20	< 0.20	< 0.20	< 0.54	< 0.11	< 0.11	< 0.11	< 0.11	< 0.50	< 0.50	< 0.46	< 0.2	< 0.2	< 0.2	< 0.20	< 0.20	< 0.20	< 0.20
Ethylbenzene	140	700	< 0.13	< 0.13	< 0.13	< 0.13	< 0.18	< 0.054	< 0.054	< 0.054	< 0.054	< 0.22	< 0.32	< 0.33	< 0.13	< 0.13	< 0.13	< 0.13	0.47 J	< 0.13	< 0.13
Isopropylbenzene	NE	NE	< 0.14	< 0.14	< 0.14	< 0.14	< 0.39	< 0.081	< 0.081	< 0.081	< 0.081	< 0.39	< 1.7	< 1.0	< 0.14	< 0.14	< 0.14	< 0.14	< 0.14	< 0.14	< 0.14
m,p-Xylene	400	2000	NA	NA	NA	NA	NA	< 0.057	0.06 BJ	< 0.057	< 0.057	< 0.47	< 0.47	< 0.70	NA	NA	NA	NA	NA	NA	NA
Methyl tert-butyl ether	12	60	< 0.24	< 0.24	< 0.24	< 0.24	< 0.39	< 0.14	< 0.14	< 0.14	< 0.14	< 1.2	< 1.2	< 1.1	< 0.24	< 0.24	< 0.24	< 0.24	< 0.24	< 0.24	< 0.24
Methylene chloride	0.5	5	< 0.68	< 0.68	< 0.68	< 0.68	< 1.6	0.23 J	***0.51 J***	< 0.54 U	< 0.42 U	< 0.58	< 0.58	< 0.32	< 0.68	< 0.68	< 0.68	< 0.68	< 0.68	< 0.68	< 0.68
Naphthalene	10	100	< 0.16 *	< 0.16	< 0.16	< 0.16	< 0.34	< 0.088	< 0.088	< 0.13 U	< 0.088	< 1.2	< 1.2	< 1.1	< 0.16	< 0.16	< 0.16	< 0.16	< 0.16	< 0.16	< 0.16
n-Butylbenzene	NE	NE	< 0.13	< 0.13	< 0.13	< 0.13	< 0.39	< 0.14	< 0.14	< 0.14	< 0.14	< 0.71	< 0.71	< 0.86	< 0.13	< 0.13	< 0.13	< 0.13	< 0.13	< 0.13	< 0.13
n-Hexane	120	600	NA	NA	NA	NA	NA	< 0.21	< 0.21	< 0.21	< 0.21	< 1.7	< 1.7	< 1.5	NA	NA	NA	NA	NA	NA	NA
n-Propylbenzene	NE	NE	< 0.13	< 0.13	< 0.13	< 0.13	< 0.41	< 0.10	< 0.1	< 0.10	< 0.10	< 0.81	< 0.81	< 0.35	< 0.13	< 0.13	< 0.13	< 0.13	< 0.13	< 0.13	< 0.13
o-Xylene	400	2000	NA	NA	NA	NA	NA	< 0.058	< 0.058	< 0.058	< 0.058	< 0.26	< 0.26	< 0.35	NA	NA	NA	NA	NA	NA	NA
p-Isopropyltoluene	NE	NE	< 0.17	< 0.17	< 0.17	< 0.17	< 0.36	< 0.085	< 0.085	< 0.085	< 0.085	< 0.80	< 0.80	< 1.0	< 0.17	< 0.17	< 0.17	< 0.17	< 0.17	< 0.17	< 0.17
sec-Butylbenzene	NE	NE	< 0.15	< 0.15	< 0.15	< 0.15	< 0.40	< 0.13	< 0.13	< 0.13	< 0.13	< 0.85	< 0.85	< 0.42	< 0.15	< 0.15	< 0.15	< 0.15	< 0.15	< 0.15	< 0.15
Styrene	10	100	< 0.10	< 0.10	< 0.10	< 0.10	< 0.39	< 0.065	0.07 BJ	< 0.065	< 0.065	< 0.47	< 3.0	< 0.36	< 0.1	< 0.1	< 0.1	< 0.10	< 0.10	< 0.10	< 0.10
tert-Butylbenzene	NE	NE	< 0.14	< 0.14	< 0.14	< 0.14	< 0.40	< 0.12	< 0.12	< 0.12	< 0.12	< 0.30	< 0.30	< 0.59	< 0.14	< 0.14	< 0.14	< 0.14	< 0.14	< 0.14	< 0.14
Tetrachloroethene	0.5	5	***0.54 J***	***0.86 J***	< 0.17	***0.66 J***	***0.51 J***	***0.55***	0.37 J-	0.33 J	0.36 J	< 0.33 U	< 0.33	< 0.41	< 0.17	< 0.17	< 0.17	< 0.17	< 0.17	< 0.17	< 0.17
Toluene	160	800	< 0.11	< 0.11	< 0.11	< 0.11	0.55	0.090 J	0.07 BJ	< 0.053	< 0.053	< 0.17	< 0.27	< 0.29	< 0.11	< 0.11	< 0.11	< 0.11	0.63	1.2	< 0.11
trans-1,2-Dichloroethene	20	100	< 0.25	< 0.25	< 0.25	< 0.25	< 0.35	< 0.11	< 0.11	< 0.11	< 0.11	< 1.1	< 0.46	< 0.53	< 0.25	< 0.25	< 0.25	< 0.25	< 0.25	< 0.25	< 0.25
Trichloroethene	0.5	5	< 0.19	< 0.19	< 0.19	< 0.19	< 0.16	< 0.062	< 0.062	< 0.062	< 0.062	< 0.26	< 0.26	< 0.32	< 0.19	< 0.19	< 0.19	< 0.19	< 0.19	< 0.19	< 0.19
Trichlorofluoromethane	698	3490	< 1.0	< 1.0	< 1.0	< 1.0	< 1.0	< 0.50	< 0.5	< 0.13	< 0.13	< 0.21	< 0.21	< 0.42	< 0.19	< 0.19	< 0.19	< 1.0	< 1.0	< 1.0	< 1.0
Vinyl chloride	0.02	0.2	< 0.10	< 0.10	< 0.10	< 0.10	< 0.20	< 0.16	< 0.16	< 0.16	< 0.16	< 0.17	< 0.17	< 0.17	< 0.1	< 0.1	< 0.1	< 0.10	< 0.10	< 0.10	< 0.10
Xylenes, Total	400	2000	< 0.068	< 0.068	< 0.068	< 0.068	1.9	< 0.058	< 0.12	< 0.12	< 0.12	< 1.5	< 1.5	< 1.0	< 0.068	< 0.068	< 0.068	< 0.068	2.5	< 0.068	< 0.068
Total PCBs																					
Aroclor-1016	0.003	0.03	NA	NA	NA	NA	NA	NA	NA	NA	NA	NA	NA	NA	NA	NA	NA	NA	NA	NA	NA
Aroclor-1232	0.003	0.03	NA	NA	NA	NA	NA	NA	NA	NA	NA	NA	NA	NA	NA	NA	NA	NA	NA	NA	NA
Aroclor-1242	0.003	0.03	NA	NA	NA	NA	NA	NA	NA	NA	NA	NA	NA	NA	NA	NA	NA	NA	NA	NA	NA
Aroclor-1248	0.003	0.03	NA	NA	NA	NA	NA	NA	NA	NA	NA	NA	NA	NA	NA	NA	NA	NA	NA	NA	NA
Total Detected PCBs	0.003	0.03	NA	NA	NA	NA	NA	NA	NA	NA	NA	NA	NA	NA	NA	NA	NA	NA	NA	NA	NA
Dissolved PCBs																					
Aroclor-1016	0.003	0.03	NA	NA	NA	NA	NA	NA	NA	NA	NA	NA	NA	NA	NA	NA	NA	NA	NA	NA	NA
Aroclor-1232	0.003	0.03	NA	NA	NA	NA	NA	NA	NA	NA	NA	NA	NA	NA	NA	NA	NA	NA	NA	NA	NA
Aroclor-1242	0.003	0.03	NA	NA	NA	NA	NA	NA	NA	NA	NA	NA	NA	NA	NA	NA	NA	NA	NA	NA	NA
Aroclor-1248	0.003	0.03	NA	NA	NA	NA	NA	NA	NA	NA	NA	NA	NA	NA	NA	NA	NA	NA	NA	NA	NA
Total Detected PCBs	0.003	0.03	NA	NA	NA	NA	NA	NA	NA	NA	NA	NA		NA	NA	NA	NA	NA	NA	NA	NA
Solids																					
Total Dissolved Solids (mg/L)	NE	NE	NA	NA	NA	NA	NA	NA	NA	NA	NA	NA	NA	NA	NA	NA	NA	NA	NA	NA	NA
Total Suspended Solids (TSS) (mg/L)	NE	NE	NA	NA	NA	NA	NA	NA	NA	NA	NA	NA	NA	NA	NA	NA	NA	NA	NA	NA	NA

Notes on Page 61.

Table 7: Groundwater Analytical Results Summary
Madison-Kipp Corporation
Madison, Wisconsin

WELL ID			MW-25D2	MW-25D2	MW-25D2	MW-25D2	MW-25D2	MW-25D2	MW-25D2	MW-25D2	MW-25D2	MW-25D2	MW-25D2	MW-25D2	MW-25D2[3]	MW-25D2	MW-25D2	MW-25D2	MW-25D2	MW-25D2	MW-25D2
SCREEN INTERVAL (feet bgs)	PREVENTIVE	ENFORCEMENT	160 - 170 ft	160 - 170 ft	160 - 170 ft	160 - 170 ft	160 - 170 ft	160 - 170 ft	160 - 170 ft	160 - 170 ft	160 - 170 ft	160 - 170 ft	160 - 170 ft	160 - 170 ft	160 - 170 ft	160 - 170 ft	160 - 170 ft	160 - 170 ft	160 - 170 ft	160 - 170 ft	160 - 170 ft
SAMPLE DATE	ACTION LIMIT	STANDARD	01/28/2015	04/10/2015	07/21/2015	10/19/2015	01/21/2016	04/20/2016	07/19/2016	10/11/2016	1/19/2017	04/12/2017	10/03/2017	04/03/2018	04/03/2018	10/10/2018	04/10/2019	10/09/2019	10/13/2020	04/12/2021	10/13/2021
VOCs																					
1,1,1,2-Tetrachloroethane	7	70	< 0.25	< 0.25	< 0.25	< 0.46	< 0.11	< 0.11	< 0.11	< 0.11	< 0.11	< 0.11	< 0.11	< 0.11	< 0.11	< 0.11	< 0.27	< 0.27	< 0.27	< 0.36	< 0.36
1,1,1-Trichloroethane	40	200	< 0.20	< 0.20	< 0.20	< 0.38	< 0.10	< 0.10	< 0.10	< 0.10	< 0.10	< 0.10	< 0.1	< 0.10	< 0.10	< 0.10	< 0.24	< 0.24	< 0.24	< 0.30	< 0.30
1,1,2-Trichloroethane	0.5	5	< 0.28	< 0.28	< 0.28	< 0.35	< 0.10	< 0.10	< 0.10	< 0.10	< 0.10	< 0.10	< 0.1	< 0.10	< 0.10	< 0.10	< 0.55	< 0.55	< 0.55	< 0.34	< 0.34
1,1-Dichloroethene	0.7	7	< 0.31	< 0.31	< 0.31	< 0.39	< 0.14	< 0.14	< 0.14	< 0.14	< 0.14	< 0.14	< 0.14	< 0.14	< 0.14	< 0.14	< 0.24	< 0.24	< 0.24	< 0.58	< 0.58
1,2,4-Trimethylbenzene	96	480	< 0.14	< 0.14	< 0.14	< 0.36	< 0.060	< 0.060	< 0.060	< 0.060	< 0.060	< 0.060	< 0.06	< 0.060	< 0.060	< 0.060	< 0.84	< 0.84	< 0.84	< 0.45	< 0.45
1,2-Dibromoethane	0.005	0.05	< 0.36	< 0.36	< 0.36	< 0.39	< 0.13	< 0.13	< 0.13	< 0.13	< 0.13	< 0.13	< 0.13	< 0.13	< 0.13	< 0.13	< 0.83	< 0.83	< 0.83	< 0.31	< 0.31
1,2-Dichlorobenzene	60	600	< 0.27	< 0.27	< 0.27	< 0.33	< 0.076	< 0.076	< 0.076	< 0.076	< 0.076	< 0.076	< 0.076	< 0.076	< 0.076	< 0.076	< 0.71	< 0.71	< 0.71	< 0.33	< 0.33
1,2-Dichloroethane	0.5	5	< 0.28	< 0.28	< 0.28	< 0.39	< 0.078	< 0.078	< 0.078	< 0.078	< 0.078	< 0.078	< 0.078	< 0.078	< 0.078	< 0.078	< 0.28	< 0.28	< 0.28	< 0.29	< 0.29
1,2-Dichloropropane	0.5	5	< 0.20	< 0.20	< 0.20	< 0.43	< 0.10	< 0.10	< 0.10	< 0.10	< 0.10	< 0.10	< 0.1	< 0.10	< 0.10	< 0.10	< 0.28	< 0.28	< 0.28	< 0.45	< 0.45
1,2,3-Trichlorobenzene	NE	NE	< 0.24	< 0.24	< 0.24	< 0.46	< 0.045	< 0.045	< 0.045	< 0.045	< 0.045	< 0.045	< 0.045	0.070 J	< 0.045	< 0.045	< 0.63	< 0.63	< 2.2	< 1.0	< 1.0
1,2,4-Trichlorobenzene	14	70	< 0.31	< 0.31	< 0.31	< 0.34	< 0.077	< 0.077	< 0.077	< 0.077	< 0.077	< 0.077	< 0.077	< 0.077	< 0.077	< 0.077	< 0.95	< 0.95	< 0.95	< 0.95	< 0.95
1,3,5-Trimethylbenzene	96	480	< 0.18	< 0.18	< 0.18	< 0.25	< 0.075	< 0.075	< 0.075	< 0.075	< 0.075	< 0.075	< 0.075	< 0.075	< 0.075	< 0.075	< 0.87	< 0.87	< 0.87	< 0.36	< 0.36
2-Butanone	800	4000	NA	NA	NA	NA	< 3.0	< 3.0	< 3.0	< 3.0	< 3.0	< 3.0	< 3	< 3.0	< 3.0	< 3.0	< 2.9	< 2.9	< 2.9	< 6.5	< 6.5
2-Hexanone	NE	NE	NA	NA	NA	NA	< 0.95	< 0.95	< 0.95	< 0.95	< 0.95	< 0.95	< 0.95	< 0.95	< 0.95	< 0.95	< 2.5	< 2.5	< 5.2	< 6.3	< 6.3
4-Methyl-2-pentanone	50	500	NA	NA	NA	NA	< 0.77	< 0.77	< 0.77	< 0.77	< 0.77	< 0.77	< 0.77	< 0.77	< 0.77	< 0.77	< 1.5	< 1.5	< 4.6	< 6.0	< 6.0
Acetone	1800	9000	NA	NA	NA	NA	< 3.4	< 3.4	< 3.4	< 3.4	< 3.4	< 3.4	< 3.4	< 3.4	< 3.4	< 4.9 U	< 2.7	< 2.7	< 2.7	< 8.6	< 8.6
Benzene	0.5	5	< 0.074	< 0.074	< 0.074	< 0.15	< 0.089	< 0.089	< 0.089	< 0.089	< 0.089	< 0.089	< 0.089	< 0.089	< 0.089	< 0.089	< 0.25	< 0.25	< 0.25	< 0.30	< 0.30
Bromodichloromethane	0.06	0.6	< 0.17	< 0.17	< 0.17	< 0.37	< 0.077	< 0.077	< 0.077	< 0.077	< 0.077	< 0.077	< 0.077	< 0.077	< 0.077	< 0.077	< 0.36	< 0.36	< 0.36	< 0.42	< 0.42
Bromoform	0.44	4.4	< 0.28	< 0.28	< 0.28	< 0.48	< 0.088	< 0.088	< 0.088	< 0.088	< 0.088	< 0.088	< 0.088	< 0.088	< 0.088	< 0.088	< 4.0	< 4.0	< 4.0	< 3.8	< 3.8
Bromomethane	1	10	< 0.31	< 0.31	< 0.31	< 0.80	< 0.59	< 0.59	< 0.59	< 0.59	< 0.59	< 0.59	< 0.59	< 0.59	< 0.59	< 0.59	< 0.97	< 0.97	< 0.97	< 1.2	< 1.2
Carbon disulfide	200	1000	NA	NA	NA	NA	< 0.053	< 0.053	< 0.053	< 0.053	< 0.053	0.44 J	< 0.053	< 0.053	< 0.053	< 0.053	< 0.37	< 0.37	< 0.45	< 1.1	< 1.1
Carbon tetrachloride	0.5	5	< 0.26	< 0.26	< 0.26	< 0.38	< 0.038	< 0.038	< 0.038	< 0.038	< 0.038	< 0.038	< 0.038	< 0.038	< 0.038	< 0.038	< 0.17	< 0.17	< 1.1	< 0.37	< 0.37
Chloroform	0.6	6	< 0.20	< 0.20	< 0.20	< 0.37	< 0.062	< 0.062	< 0.062	< 0.062	< 0.062	0.12 J	< 0.062	< 0.062	< 0.062	< 0.062	< 1.3	< 1.3	< 1.3	< 1.2	< 1.2
Chloromethane	3	30	< 0.18	< 0.18	< 0.18	< 0.32	< 0.16	< 0.16	0.17 J	0.68 BJ	< 0.16	0.64 J	0.37 J+	< 0.16	< 0.16	< 0.57 U	< 2.2	< 2.2	< 2.2	< 1.6	< 1.6
cis-1,2-Dichloroethene	7	70	< 0.12	< 0.12	< 0.12	< 0.41	< 0.11	< 0.11	< 0.11	< 0.11	< 0.11	< 0.11	< 0.11	< 0.11	< 0.11	< 0.11	< 0.27	< 0.27	< 0.27	< 0.47	< 0.47
Dichlorodifluoromethane	200	1000	< 0.20	< 0.20	< 0.20	< 0.54	< 0.11	< 0.11	< 0.11	< 0.11	< 0.11	< 0.11	< 0.11	< 0.11	< 0.11	< 0.11	< 0.50	< 0.50	< 0.50	< 0.46	< 0.46
Ethylbenzene	140	700	< 0.13	< 0.13	< 0.13	< 0.18	< 0.054	< 0.054	< 0.054	< 0.054	< 0.054	< 0.054	< 0.054	< 0.054	< 0.054	< 0.054	< 0.22	< 0.22	< 0.32	< 0.33	< 0.33
Isopropylbenzene	NE	NE	< 0.14	< 0.14	< 0.14	< 0.39	< 0.081	< 0.081	< 0.081	< 0.081	< 0.081	< 0.081	< 0.081	< 0.081	< 0.081	< 0.081	< 0.39	< 0.39	< 1.7	< 1.0	< 1.0
m,p-Xylene	400	2000	NA	NA	NA	NA	< 0.057	< 0.057	< 0.057	< 0.057	< 0.057	< 0.057	< 0.057	< 0.057	< 0.057	< 0.057	< 0.47	< 0.47	< 0.47	< 0.70	< 0.70
Methyl tert-butyl ether	12	60	< 0.24	< 0.24	< 0.24	< 0.39	< 0.14	< 0.14	< 0.14	< 0.14	< 0.14	< 0.14	< 0.14	< 0.14	< 0.14	< 0.14	< 1.2	< 1.2	< 1.2	< 1.1	< 1.1
Methylene chloride	0.5	5	< 0.68	< 0.68	< 0.68	< 1.6	0.38 J	< 0.14	< 0.14	< 0.14	0.14 BJ	< 0.14	< 0.14	0.14 J+	< 0.14	< 0.31 U	< 0.58	< 0.58	< 0.58	< 0.32	< 0.32
Naphthalene	10	100	< 0.16	< 0.16	< 0.16	< 0.34	< 0.088	< 0.088	< 0.088	< 0.088	< 0.088	0.31 BJ	< 0.088	0.31 BJ	< 0.088	< 0.088	< 1.2	< 1.2	< 1.2	< 1.1	< 1.1
n-Butylbenzene	NE	NE	< 0.13	< 0.13	< 0.13	< 0.39	< 0.14	< 0.14	< 0.14	< 0.14	< 0.14	< 0.14	< 0.14	< 0.14	< 0.14	< 0.14	< 0.71	< 0.71	< 0.71	< 0.86	< 0.86
n-Hexane	120	600	NA	NA	NA	NA	< 0.21	< 0.21	< 0.21	< 0.21	< 0.21	< 0.21	< 0.21	< 0.21	< 0.21	< 0.21	< 1.7	< 1.7	< 1.7	< 1.5	< 1.5
n-Propylbenzene	NE	NE	< 0.13	< 0.13	< 0.13	< 0.41	< 0.10	< 0.10	< 0.10	< 0.10	< 0.10	< 0.10	< 0.1	< 0.10	< 0.10	< 0.10	< 0.81	< 0.81	< 0.81	< 0.35	< 0.35
o-Xylene	400	2000	NA	NA	NA	NA	< 0.058	< 0.058	< 0.058	< 0.058	< 0.058	< 0.058	< 0.058	< 0.058	< 0.058	< 0.058	< 0.26	< 0.26	< 0.26	< 0.35	< 0.35
p-Isopropyltoluene	NE	NE	< 0.17	< 0.17	< 0.17	< 0.36	< 0.085	< 0.085	< 0.085	< 0.085	< 0.085	< 0.085	< 0.085	< 0.085	< 0.085	< 0.085	< 0.80	< 0.80	< 0.80	< 1.0	< 1.0
sec-Butylbenzene	NE	NE	< 0.15	< 0.15	< 0.15	< 0.40	< 0.13	< 0.13	< 0.13	< 0.13	< 0.13	< 0.13	< 0.13	< 0.13	< 0.13	< 0.13	< 0.85	< 0.85	< 0.85	< 0.42	< 0.42
Styrene	10	100	< 0.10	< 0.10	< 0.10	< 0.39	< 0.065	< 0.065	0.14 J	< 0.065	< 0.065	< 0.065	0.08 BJ	< 0.065	< 0.065	< 0.065	< 0.47	< 0.47	< 3.0	< 0.36	< 0.36
tert-Butylbenzene	NE	NE	< 0.14	< 0.14	< 0.14	< 0.40	< 0.12	< 0.12	< 0.12	< 0.12	< 0.12	< 0.12	< 0.12	< 0.12	< 0.12	< 0.12	< 0.30	< 0.30	< 0.30	< 0.59	< 0.59
Tetrachloroethene	0.5	5	< 0.17	< 0.17	< 0.17	< 0.37	< 0.081	< 0.081	< 0.081	< 0.081	0.090 BJ	< 0.081	0.1 J-	0.14 J	0.11 J	< 0.081	< 0.33	< 0.33	< 0.33	< 0.41	< 0.41
Toluene	160	800	< 0.11	< 0.11	< 0.11	< 0.15	< 0.053	< 0.053	< 0.053	0.11 J	< 0.053	0.16 J	0.07 BJ	< 0.053	< 0.053	< 0.053	< 0.17	< 0.17	< 0.27	< 0.29	< 0.29
trans-1,2-Dichloroethene	20	100	< 0.25	< 0.25	< 0.25	< 0.35	< 0.11	< 0.11	< 0.11	< 0.11	< 0.11	< 0.11	< 0.11	< 0.11	< 0.11	< 0.11	< 1.1	< 1.1	< 0.46	< 0.53	< 0.53
Trichloroethene	0.5	5	< 0.19	< 0.19	< 0.19	< 0.16	< 0.062	< 0.062	< 0.062	< 0.062	< 0.062	< 0.062	< 0.062	< 0.062	< 0.062	< 0.062	< 0.26	< 0.26	< 0.26	< 0.32	< 0.32
Trichlorofluoromethane	698	3490	< 1.0	< 1.0	< 1.0	< 1.0	< 0.50	< 0.50	< 0.50	< 0.50	< 0.50	< 0.50	< 0.5	< 0.5	< 0.5	< 0.13	< 0.21	< 0.21	< 0.21	< 0.42	< 0.42
Vinyl chloride	0.02	0.2	< 0.10	< 0.10	< 0.10	< 0.20	< 0.16	< 0.16	< 0.16	< 0.16	< 0.16	< 0.16	< 0.16	< 0.16	< 0.16	< 0.16	< 0.17	< 0.17	< 0.17	< 0.17	< 0.17
Xylenes, Total	400	2000	< 0.068	< 0.068	< 0.068	< 0.22	< 0.058	< 0.058	< 0.058	< 0.058	< 0.12	< 0.12	< 0.12	< 0.12	< 0.12	< 0.12	< 1.5	< 1.5	< 1.5	< 1.0	< 1.0
Total PCBs																					
Aroclor-1016	0.003	0.03	NA	NA	NA	NA	NA	NA	NA	NA	NA	NA	NA	NA	NA	NA	NA	NA	NA	NA	NA
Aroclor-1232	0.003	0.03	NA	NA	NA	NA	NA	NA	NA	NA	NA	NA	NA	NA	NA	NA	NA	NA	NA	NA	NA
Aroclor-1242	0.003	0.03	NA	NA	NA	NA	NA	NA	NA	NA	NA	NA	NA	NA	NA	NA	NA	NA	NA	NA	NA
Aroclor-1248	0.003	0.03	NA	NA	NA	NA	NA	NA	NA	NA	NA	NA	NA	NA	NA	NA	NA	NA	NA	NA	NA
Total Detected PCBs	0.003	0.03	NA	NA	NA	NA	NA	NA	NA	NA	NA	NA	NA	NA	NA	NA	NA	NA	NA	NA	NA
Dissolved PCBs																					
Aroclor-1016	0.003	0.03	NA	NA	NA	NA	NA	NA	NA	NA	NA	NA	NA	NA	NA	NA	NA	NA	NA	NA	NA
Aroclor-1232	0.003	0.03	NA	NA	NA	NA	NA	NA	NA	NA	NA	NA	NA	NA	NA	NA	NA	NA	NA	NA	NA
Aroclor-1242	0.003	0.03	NA	NA	NA	NA	NA	NA	NA	NA	NA	NA	NA	NA	NA	NA	NA	NA	NA	NA	NA
Aroclor-1248	0.003	0.03	NA	NA	NA	NA	NA	NA	NA	NA	NA	NA	NA	NA	NA	NA	NA	NA	NA	NA	NA
Total Detected PCBs	0.003	0.03	NA	NA	NA	NA	NA	NA	NA	NA	NA	NA	NA	NA	NA	NA	NA	NA	NA	NA	NA
Solids																					
Total Dissolved Solids (mg/L)	NE	NE	NA	NA	NA	NA	NA	NA	NA	NA	NA	NA	NA	NA	NA	NA	NA	NA	NA	NA	NA
Total Suspended Solids (TSS) (mg/L)	NE	NE	NA	NA	NA	NA	NA	NA	NA	NA	NA	NA	NA	NA	NA	NA	NA	NA	NA	NA	NA

Notes on Page 61.

Table 7: Groundwater Analytical Results Summary
Madison-Kipp Corporation
Madison, Wisconsin

WELL ID			MW-26S	MW-26S	MW-26S	MW-26S	MW-26S	MW-27D	MW-27D[3]	MW-27D	MW-27D	MW-27D	MW-27D	MW-27D	MW-27D	MW-27D	MW-27D	MW-27D	MW-27D
SCREEN INTERVAL (feet bgs)	PREVENTIVE	ENFORCEMENT	6.8 - 16.8 ft	6.8 - 16.8 ft	6.8 - 16.8 ft	6.8 - 16.8 ft	6.8 - 16.8 ft	130 - 140 ft	130 - 140 ft	130 - 140 ft	130 - 140 ft	130 - 140 ft	130 - 140 ft	130 - 140 ft	130 - 140 ft	130 - 140 ft	130 - 140 ft	130 - 140 ft	130 - 140 ft
SAMPLE DATE	ACTION LIMIT	STANDARD	08/23/2013	10/09/2013	04/22/2014	07/10/2014	10/15/2014	12/26/2013	12/26/2013	04/18/2014	07/09/2014	10/21/2014	01/29/2015	04/14/2015	07/21/2015	10/20/2015	01/21/2016	04/20/2016	07/19/2016
VOCs																			
1,1,1,2-Tetrachloroethane	7	70	< 0.25	< 0.25	< 0.25	< 0.25	< 0.25	< 0.25	< 0.25	< 0.25	< 0.25	< 0.25	< 0.25	< 0.25	< 0.25	< 0.46	< 0.11	< 0.11	< 0.11
1,1,1-Trichloroethane	40	200	< 0.2	< 0.2	< 0.20	< 0.20	< 0.20	< 0.2	< 0.2	< 0.20	< 0.20	< 0.20	< 0.20	< 0.20	< 0.20	< 0.38	< 0.10	< 0.10	< 0.10
1,1,2-Trichloroethane	0.5	5	< 0.28	< 0.28	< 0.28	< 0.28	< 0.28	< 0.28	< 0.28	< 0.28	< 0.28	< 0.28	< 0.28	< 0.28	< 0.28	< 0.35	< 0.10	< 0.10	< 0.10
1,1-Dichloroethene	0.7	7	< 0.31	< 0.31	< 0.31	< 0.31	< 0.31	< 0.31	< 0.31	< 0.31	< 0.31	< 0.31	< 0.31	< 0.31	< 0.31	< 0.39	< 0.14	< 0.14	< 0.14
1,2,4-Trimethylbenzene	96	480	< 0.14	< 0.14	< 0.14	< 0.14	< 0.14	< 0.14	< 0.14	< 0.14	< 0.14	< 0.14	< 0.14	< 0.14	< 0.14	< 0.36	< 0.060	< 0.060	< 0.060
1,2-Dibromoethane	0.005	0.05	< 0.36	< 0.36	< 0.36	< 0.36	< 0.36	< 0.36	< 0.36	< 0.36	< 0.36	< 0.36	< 0.36	< 0.36	< 0.36	< 0.39	< 0.13	< 0.13	< 0.13
1,2-Dichlorobenzene	60	600	< 0.27	< 0.27	< 0.27	< 0.27	< 0.27	< 0.27	< 0.27	< 0.27	< 0.27	< 0.27	< 0.27	< 0.27	< 0.27	< 0.33	< 0.076	< 0.076	< 0.076
1,2-Dichloroethane	0.5	5	< 0.28	< 0.28	< 0.28	< 0.28	< 0.28	< 0.28	< 0.28	< 0.28	< 0.28	< 0.28	< 0.28	< 0.28	< 0.28	< 0.39	< 0.078	< 0.078	< 0.078
1,2-Dichloropropane	0.5	5	< 0.2	< 0.2	< 0.20	< 0.20	< 0.20	< 0.2	< 0.2	< 0.20	< 0.20	< 0.20	< 0.20	< 0.20	< 0.20	< 0.43	< 0.10	< 0.10	< 0.10
1,2,3-Trichlorobenzene	NE	NE	< 0.24	< 0.24	< 0.24	< 0.24	< 0.24	< 0.24	< 0.24	< 0.24	< 0.24	< 0.24	< 0.24	< 0.24	< 0.24	< 0.46	< 0.045	< 0.045	< 0.045
1,2,4-Trichlorobenzene	14	70	< 0.31	< 0.31	< 0.31	< 0.31	< 0.31	< 0.31	< 0.31	< 0.31	< 0.31	< 0.31	< 0.31	< 0.31	< 0.31	< 0.34	< 0.077	< 0.077	< 0.077
1,3,5-Trimethylbenzene	96	480	< 0.18	< 0.18	< 0.18	< 0.18	< 0.18	< 0.18	< 0.18	< 0.18	< 0.18	< 0.18	< 0.18	< 0.18	< 0.18	< 0.25	< 0.075	< 0.075	< 0.075
2-Butanone	800	4000	NA	NA	NA	NA	NA	NA	NA	NA	NA	NA	NA	NA	NA	NA	< 3.0	< 3.0	< 3.0
2-Hexanone	NE	NE	NA	NA	NA	NA	NA	NA	NA	NA	NA	NA	NA	NA	NA	NA	< 0.95	< 0.95	< 0.95
4-Methyl-2-pentanone	50	500	NA	NA	NA	NA	NA	NA	NA	NA	NA	NA	NA	NA	NA	NA	< 0.77	< 0.77	< 0.77
Acetone	1800	9000	NA	NA	NA	NA	NA	NA	NA	NA	NA	NA	NA	NA	NA	NA	7.1 J	< 3.4	< 3.4
Benzene	0.5	5	< 0.074	< 0.074	< 0.074	< 0.074	< 0.074	< 0.074	< 0.074	< 0.074	< 0.074	< 0.074	< 0.074	< 0.074	< 0.074	< 0.15	< 0.089	< 0.089	< 0.089
Bromodichloromethane	0.06	0.6	< 0.17	< 0.17	< 0.17	< 0.17	< 0.17	< 0.17	< 0.17	< 0.17	< 0.17	< 0.17	< 0.17	< 0.17	< 0.17	< 0.37	< 0.077	< 0.077	< 0.077
Bromoform	0.44	4.4	< 0.28	< 0.28	< 0.28	< 0.28	< 0.28	< 0.28	< 0.28	< 0.28	< 0.28	< 0.28	< 0.28	< 0.28	< 0.28	< 0.48	< 0.088	< 0.088	< 0.088
Bromomethane	1	10	< 0.31	< 0.31	< 0.31	< 0.31	< 0.31 *	< 0.31	< 0.31	< 0.31	< 0.31	< 0.31	< 0.31	< 0.31	< 0.31	< 0.80	< 0.59	< 0.59	< 0.59
Carbon disulfide	200	1000	NA	NA	NA	NA	NA	NA	NA	NA	NA	NA	NA	NA	NA	NA	< 0.053	< 0.053	< 0.053
Carbon tetrachloride	0.5	5	< 0.26	< 0.26	< 0.26	< 0.26	< 0.26	< 0.26	< 0.26	< 0.26	< 0.26	< 0.26	< 0.26	< 0.26	< 0.26	< 0.38	< 0.038	< 0.038	< 0.038
Chloroform	0.6	6	< 0.2	< 0.2	< 0.20	< 0.20	< 0.20	< 0.2	< 0.2	< 0.20	< 0.20	< 0.20	< 0.20	< 0.20	< 0.20	< 0.37	< 0.062	< 0.062	< 0.062
Chloromethane	3	30	< 0.18	< 0.18	< 0.18	< 0.18	< 0.18	< 0.18	< 0.18	< 0.18	< 0.18	< 0.18	< 0.18	< 0.18	< 0.18	< 0.32	< 0.16	< 0.16	< 0.16
cis-1,2-Dichloroethene	7	70	< 0.12	< 0.12	< 0.12	< 0.12	< 0.12	0.85 J	0.83 J	2.6	2.5	1.1	2.4	2.2	2.4	5.5	1.9	1.7	1.5
Dichlorodifluoromethane	200	1000	< 0.2	< 0.2	< 0.20	< 0.20	< 0.20	< 0.2	< 0.2	< 0.20	< 0.20	< 0.20	< 0.20	< 0.20	< 0.20	< 0.54	< 0.11	< 0.11	0.12 J
Ethylbenzene	140	700	< 0.13	< 0.13	< 0.13	< 0.13	< 0.13	< 0.13	< 0.13	< 0.13	0.55	< 0.13	< 0.13	< 0.13	< 0.13	< 0.18	< 0.054	< 0.054	< 0.054
Isopropylbenzene	NE	NE	< 0.14	< 0.14	< 0.14	< 0.14	< 0.14	< 0.14	< 0.14	< 0.14	< 0.14	< 0.14	< 0.14	< 0.14	< 0.14	< 0.39	< 0.081	< 0.081	< 0.081
m,p-Xylene	400	2000	NA	NA	NA	NA	NA	NA	NA	NA	NA	NA	NA	NA	NA	NA	< 0.057	< 0.057	< 0.057
Methyl tert-butyl ether	12	60	< 0.24	< 0.24	< 0.24	< 0.24	< 0.24	< 0.24	< 0.24	1.3	< 0.24	< 0.24	0.92 J	< 0.24	0.86 J	< 0.39	0.68	0.68	0.62
Methylene chloride	0.5	5	< 0.68	< 0.68	< 0.68	< 0.68	< 0.68	< 0.68	< 0.68	< 0.68	< 0.68	< 0.68	< 0.68	< 0.68	< 0.68	< 1.6	0.41 J	< 0.14	< 0.14
Naphthalene	10	100	< 0.16	< 0.16	< 0.16	< 0.16	< 0.16	< 0.16	< 0.16	< 0.16	< 0.16	< 0.16	< 0.16	< 0.16	< 0.16	< 0.34	< 0.088	< 0.088	< 0.088
n-Butylbenzene	NE	NE	< 0.13	< 0.13	< 0.13	< 0.13	< 0.13	< 0.13	< 0.13	< 0.13	< 0.13	< 0.13	< 0.13	< 0.13	< 0.13	< 0.39	< 0.14	< 0.14	< 0.14
n-Hexane	120	600	NA	NA	NA	NA	NA	NA	NA	NA	NA	NA	NA	NA	NA	NA	< 0.21	< 0.21	< 0.21
n-Propylbenzene	NE	NE	< 0.13	< 0.13	< 0.13	< 0.13	< 0.13	< 0.13	< 0.13	< 0.13	< 0.13	< 0.13	< 0.13	< 0.13	< 0.13	< 0.41	< 0.10	< 0.10	< 0.10
o-Xylene	400	2000	NA	NA	NA	NA	NA	NA	NA	NA	NA	NA	NA	NA	NA	NA	< 0.058	< 0.058	< 0.058
p-Isopropyltoluene	NE	NE	< 0.17	< 0.17	< 0.17	< 0.17	< 0.17	< 0.17	< 0.17	< 0.17	< 0.17	< 0.17	< 0.17	< 0.17	< 0.17	< 0.36	< 0.085	< 0.085	< 0.085
sec-Butylbenzene	NE	NE	< 0.15	< 0.15	< 0.15	< 0.15	< 0.15	< 0.15	< 0.15	< 0.15	< 0.15	< 0.15	< 0.15	< 0.15	< 0.15	< 0.40	< 0.13	< 0.13	< 0.13
Styrene	10	100	< 0.1	< 0.1	< 0.10	< 0.10	< 0.10	< 0.1	< 0.1	< 0.10	< 0.10	< 0.10	< 0.10	< 0.10	< 0.10	< 0.39	< 0.065	< 0.065	0.36 J
tert-Butylbenzene	NE	NE	< 0.14	< 0.14	< 0.14	< 0.14	< 0.14	< 0.14	< 0.14	< 0.14	< 0.14	< 0.14	< 0.14	< 0.14	< 0.14	< 0.40	< 0.12	< 0.12	< 0.12
Tetrachloroethene	0.5	5	***1.4***	< 0.17	< 0.17	< 0.17	< 0.17	***1.8***	***1.8***	***5.4***	***5***	***1.7***	***4.2***	***3.8***	***5***	***13***	***4.5***	***3.4***	***2.1***
Toluene	160	800	< 0.11	< 0.11	< 0.11	< 0.11	< 0.11	0.53	0.49 J	< 0.11	0.47 J	< 0.11	< 0.11	< 0.11	< 0.11	< 0.15	< 0.053	< 0.053	< 0.053
trans-1,2-Dichloroethene	20	100	< 0.25	< 0.25	< 0.25	< 0.25	< 0.25	< 0.25	< 0.25	< 0.25	< 0.25	< 0.25	< 0.25	< 0.25	< 0.25	< 0.35	0.17 J	0.16 J	0.17 J
Trichloroethene	0.5	5	< 0.19	< 0.19	< 0.19	< 0.19	< 0.19	***1.3***	***1.2***	***3.5***	***3.5***	***1.7***	***3.2***	***2.9***	***3.4***	***12***	***2.8***	***2.6***	***2.1***
Trichlorofluoromethane	698	3490	< 0.19	< 0.19	< 1.0	< 1.0	< 1.0	< 0.19	< 0.19	< 1.0	< 1.0	< 1.0	< 1.0	< 1.0	< 1.0	< 1.0	< 0.50	< 0.50	< 0.50
Vinyl chloride	0.02	0.2	< 0.1	< 0.1	< 0.10	< 0.10	< 0.10	< 0.1	< 0.1	< 0.10	< 0.10	< 0.10	< 0.10	< 0.10	< 0.10	< 0.20	< 0.16	< 0.16	< 0.16
Xylenes, Total	400	2000	< 0.068	< 0.068	< 0.068	< 0.068	< 0.068	< 0.068	< 0.068	< 0.068	3.0	< 0.068	< 0.068	< 0.068	< 0.068	< 0.22	< 0.058	< 0.058	< 0.058
Total PCBs																			
Aroclor-1016	0.003	0.03	NA	NA	NA	NA	NA	NA	NA	NA	NA	NA	NA	NA	NA	NA	NA	NA	NA
Aroclor-1232	0.003	0.03	NA	NA	NA	NA	NA	NA	NA	NA	NA	NA	NA	NA	NA	NA	NA	NA	NA
Aroclor-1242	0.003	0.03	NA	NA	NA	NA	NA	NA	NA	NA	NA	NA	NA	NA	NA	NA	NA	NA	NA
Aroclor-1248	0.003	0.03	NA	NA	NA	NA	NA	NA	NA	NA	NA	NA	NA	NA	NA	NA	NA	NA	NA
Total Detected PCBs	0.003	0.03	NA	NA	NA	NA	NA	NA	NA	NA	NA	NA	NA	NA	NA	NA	NA	NA	NA
Dissolved PCBs																			
Aroclor-1016	0.003	0.03	NA	NA	NA	NA	NA	NA	NA	NA	NA	NA	NA	NA	NA	NA	NA	NA	NA
Aroclor-1232	0.003	0.03	NA	NA	NA	NA	NA	NA	NA	NA	NA	NA	NA	NA	NA	NA	NA	NA	NA
Aroclor-1242	0.003	0.03	NA	NA	NA	NA	NA	NA	NA	NA	NA	NA	NA	NA	NA	NA	NA	NA	NA
Aroclor-1248	0.003	0.03	NA	NA	NA	NA	NA	NA	NA	NA	NA	NA	NA	NA	NA	NA	NA	NA	NA
Total Detected PCBs	0.003	0.03	NA	NA	NA	NA	NA	NA	NA	NA	NA	NA	NA	NA	NA	NA	NA	NA	NA
Solids																			
Total Dissolved Solids (mg/L)	NE	NE	NA	NA	NA	NA	NA	NA	NA	NA	NA	NA	NA	NA	NA	NA	NA	NA	NA
Total Suspended Solids (TSS) (mg/L)	NE	NE	NA	NA	NA	NA	NA	NA	NA	NA	NA	NA	NA	NA	NA	NA	NA	NA	NA

Notes on Page 61.

Table 7: Groundwater Analytical Results Summary
Madison-Kipp Corporation
Madison, Wisconsin

WELL ID			MW-27D	MW-27D	MW-27D[3]	MW-27D	MW-27D	MW-27D	MW-27D	MW-27D	MW-27D	MW-27D	MW-27D	MW-27D	MW-27D2	MW-27D2	MW-27D2	MW-27D2[3]	MW-27D2	MW-27D2	MW-27D2[3]	MW-27D2
SCREEN INTERVAL (feet bgs)	PREVENTIVE	ENFORCEMENT	130 - 140 ft	130 - 140 ft	130 - 140 ft	130 - 140 ft	130 - 140 ft	130 - 140 ft	130 - 140 ft	130 - 140 ft	130 - 140 ft	130 - 140 ft	130 - 140 ft	130 - 140 ft	170 - 180 ft	170 - 180 ft	170 - 180 ft	170 - 180 ft	170 - 180 ft	170 - 180 ft	170 - 180 ft	170 - 180 ft
SAMPLE DATE	ACTION LIMIT	STANDARD	10/11/2016	1/19/2017	1/19/2017	04/11/2017	10/04/2017	04/03/2018	10/10/2018	04/10/2019	10/10/2019	10/14/2020	04/13/2021	10/13/2021	12/26/2013	04/18/2014	07/09/2014	07/09/2014	10/21/2014	01/29/2015	01/29/2015	04/14/2015
VOCs																						
1,1,1,2-Tetrachloroethane	7	70	< 0.11	< 0.11	< 0.11	< 0.11	< 0.11	< 0.11	< 0.11	< 0.27	< 0.27	< 0.27	< 0.36	< 0.36	< 0.25	< 0.25	< 0.25	< 0.25	< 0.25	< 0.25	< 0.25	< 0.25
1,1,1-Trichloroethane	40	200	< 0.10	< 0.10	< 0.10	< 0.10	< 0.1	< 0.10	< 0.10	< 0.24	< 0.24	< 0.24	< 0.30	< 0.30	< 0.2	< 0.20	< 0.20	< 0.20	< 0.20	< 0.20	< 0.20	< 0.20
1,1,2-Trichloroethane	0.5	5	< 0.10	< 0.10	< 0.10	< 0.10	< 0.1	< 0.10	< 0.10	< 0.55	< 0.55	< 0.55	< 0.34	< 0.34	< 0.28	< 0.28	< 0.28	< 0.28	< 0.28	< 0.28	< 0.28	< 0.28
1,1-Dichloroethene	0.7	7	< 0.14	< 0.14	< 0.14	< 0.14	< 0.14	< 0.14	< 0.14	< 0.24	< 0.24	< 0.24	< 0.58	< 0.58	< 0.31	< 0.31	< 0.31	< 0.31	< 0.31	< 0.31	< 0.31	< 0.31
1,2,4-Trimethylbenzene	96	480	< 0.060	< 0.060	< 0.060	< 0.060	< 0.06	< 0.060	< 0.060 J-	< 0.84	< 0.84	< 0.84	< 0.45	< 0.45	< 0.14	< 0.14	< 0.14	< 0.14	< 0.14	< 0.14	< 0.14	< 0.14
1,2-Dibromoethane	0.005	0.05	< 0.13	< 0.13	< 0.13	< 0.13	< 0.13	< 0.13	< 0.13	< 0.83	< 0.83	< 0.83	< 0.31	< 0.31	< 0.36	< 0.36	< 0.36	< 0.36	< 0.36	< 0.36	< 0.36	< 0.36
1,2-Dichlorobenzene	60	600	< 0.076	< 0.076	< 0.076	< 0.076	< 0.076	< 0.076	< 0.076	< 0.71	< 0.71	< 0.71	< 0.33	< 0.33	< 0.27	< 0.27	< 0.27	< 0.27	< 0.27	< 0.27	< 0.27	< 0.27
1,2-Dichloroethene	0.5	5	< 0.078	< 0.078	< 0.078	< 0.078	< 0.078	< 0.078	< 0.078	< 0.28	< 0.28	< 0.28	< 0.29	< 0.29	< 0.28	< 0.28	< 0.28	< 0.28	< 0.28	< 0.28	< 0.28	< 0.28
1,2-Dichloropropane	0.5	5	< 0.10	< 0.10	< 0.10	< 0.10	< 0.1	< 0.10	< 0.10	< 0.28	< 0.28	< 0.28	< 0.45	< 0.45	< 0.2	< 0.20	< 0.20	< 0.20	< 0.20	< 0.20	< 0.20	< 0.20
1,2,3-Trichlorobenzene	NE	NE	< 0.045	< 0.045	< 0.045	< 0.045	< 0.045	< 0.045	< 0.045	< 0.63	< 0.63	< 2.2	< 1.0	< 1.0	< 0.24	< 0.24	< 0.24	< 0.24	< 0.24	< 0.24	< 0.24	< 0.24
1,2,4-Trichlorobenzene	14	70	< 0.077	< 0.077	< 0.077	< 0.077	< 0.077	< 0.077	< 0.077	< 0.95	< 0.95	< 0.95	< 0.95	< 0.95	< 0.31	< 0.31	< 0.31	< 0.31	< 0.31	< 0.31	< 0.31	< 0.31
1,3,5-Trimethylbenzene	96	480	< 0.075	< 0.075	< 0.075	< 0.075	< 0.075	< 0.075	< 0.075	< 0.87	< 0.87	< 0.87	< 0.36	< 0.36	< 0.18	< 0.18	< 0.18	< 0.18	< 0.18	< 0.18	< 0.18	< 0.18
2-Butanone	800	4000	< 3.0	< 3.0	< 3.0	< 3.0	< 3	< 3.0	< 3.0	< 2.9	< 2.9	< 2.9	< 6.5	< 6.5	NA	NA	NA	NA	NA	NA	NA	NA
2-Hexanone	NE	NE	< 0.95	< 0.95	< 0.95	< 0.95	< 0.95	< 0.95	< 0.95	< 2.5	< 2.5	< 5.2	< 6.3	< 6.3	NA	NA	NA	NA	NA	NA	NA	NA
4-Methyl-2-pentanone	50	500	< 0.77	< 0.77	< 0.77	< 0.77	< 0.77	< 0.77	< 0.77	< 1.5	< 1.5	< 4.6	< 6.0	< 6.0	NA	NA	NA	NA	NA	NA	NA	NA
Acetone	1800	9000	< 3.4	< 3.4	< 3.4	< 3.4	3.7 BJ	< 3.4	< 3.8 U	< 2.7	< 2.7	< 2.7	< 8.6	< 8.6	NA	NA	NA	NA	NA	NA	NA	NA
Benzene	0.5	5	< 0.089	< 0.089	< 0.089	< 0.089	< 0.089	< 0.089	< 0.089	< 0.25	< 0.25	< 0.25	< 0.30	< 0.30	< 0.074	< 0.074	< 0.074	< 0.074	< 0.074	< 0.074	< 0.074	< 0.074
Bromodichloromethane	0.06	0.6	< 0.077	< 0.077	< 0.077	< 0.077	< 0.077	< 0.077	< 0.077	< 0.36	< 0.36	< 0.36	< 0.42	< 0.42	< 0.17	< 0.17	< 0.17	< 0.17	< 0.17	< 0.17	< 0.17	< 0.17
Bromoform	0.44	4.4	< 0.088	< 0.088	< 0.088	< 0.088	< 0.088	< 0.088	< 0.088	< 4.0	< 4.0	< 4.0	< 3.8	< 3.8	< 0.28	< 0.28	< 0.28	< 0.28	< 0.28	< 0.28	< 0.28	< 0.28
Bromomethane	1	10	< 0.59	< 0.59	< 0.59	< 0.59	< 0.59	< 0.59	< 0.59	< 0.97	< 0.97	< 0.97	< 1.2	< 1.2	< 0.31	< 0.31	< 0.31	< 0.31	< 0.31	< 0.31	< 0.31	< 0.31
Carbon disulfide	200	1000	< 0.053	< 0.053	< 0.053	< 0.053	< 0.053	< 0.053	< 0.053	< 0.37	< 0.37	< 0.45	< 1.1	< 1.1	NA	NA	NA	NA	NA	NA	NA	NA
Carbon tetrachloride	0.5	5	< 0.038	< 0.038	< 0.038	< 0.038	< 0.038	< 0.038	< 0.038	< 0.17	< 0.17	< 1.1	< 0.37	< 0.37	< 0.26	< 0.26	< 0.26	< 0.26	< 0.26	< 0.26	< 0.26	< 0.26
Chloroform	0.6	6	< 0.062	< 0.062	< 0.062	< 0.062	< 0.062	< 0.062	< 0.062	< 1.3	< 1.3	< 1.3	< 1.2	< 1.2	< 0.2	< 0.20	< 0.20	< 0.20	< 0.20	< 0.20	< 0.20	< 0.20
Chloromethane	3	30	0.53 BJ	< 0.16	< 0.16	< 0.16	0.4 J+	< 0.16	< 0.57 U	< 2.2	< 2.2	< 2.2	< 1.6	< 1.6	< 0.18	< 0.18	< 0.18	< 0.18	< 0.18	< 0.18	< 0.18	< 0.18
cis-1,2-Dichloroethene	7	70	0.54	0.99 B	1.1 B	1.2	0.89	0.56	0.20 J	1.1	1.1	0.63 J	< 0.47	***8.4***	3.7	***12***	***11***	***11***	***12***	***11***	***11***	***8.2***
Dichlorodifluoromethane	200	1000	< 0.11	< 0.11	< 0.11	< 0.11	< 0.11	< 0.11	< 0.11	< 0.50	< 0.50	< 0.50	< 0.46	< 0.46	< 0.2	< 0.20	< 0.20	< 0.20	< 0.20	< 0.20	< 0.20	< 0.20
Ethylbenzene	140	700	< 0.054	< 0.054	< 0.054	< 0.054	< 0.054	< 0.054	< 0.054	< 0.22	< 0.22	< 0.32	< 0.33	< 0.33	< 0.13	< 0.13	0.33 J	0.36 J	< 0.13	< 0.13	< 0.13	< 0.13
Isopropylbenzene	NE	NE	< 0.081	< 0.081	< 0.081	< 0.081	< 0.081	< 0.081	< 0.081	< 0.39	< 0.39	< 1.7	< 1.0	< 1.0	< 0.14	< 0.14	< 0.14	< 0.14	< 0.14	< 0.14	< 0.14	< 0.14
m,p-Xylene	400	2000	< 0.057	< 0.057	< 0.057	< 0.057	0.06 BJ	0.080 J	< 0.057	< 0.47	< 0.47	< 0.47	< 0.70	< 0.70	NA	NA	NA	NA	NA	NA	NA	NA
Methyl tert-butyl ether	12	60	< 0.14	0.42 J	0.38 J+	0.51	0.39 J	< 0.14	< 0.14	< 1.2	< 1.2	< 1.2	< 1.1	< 1.1	< 0.24	< 0.24	< 0.24	< 0.24	< 0.24	< 0.24	< 0.24	< 0.24
Methylene chloride	0.5	5	< 0.14	0.16 BJ	< 0.14	< 0.14	< 0.14	0.16 J	< 0.36 U	< 0.58	< 0.58	< 0.58	< 0.32	< 0.32	< 0.68	< 0.68	< 0.68	< 0.68	< 0.68	< 0.68	< 0.68	< 0.68
Naphthalene	10	100	< 0.088	< 0.088	< 0.088	< 0.088	< 0.088	< 0.088	< 0.088	< 1.2	< 1.2	< 1.2	< 1.1	< 1.1	< 0.16	< 0.16	< 0.16	< 0.16	< 0.16	< 0.16	< 0.16	< 0.16
n-Butylbenzene	NE	NE	< 0.14	< 0.14	< 0.14	< 0.14	< 0.14	< 0.14	< 0.14	< 0.71	< 0.71	< 0.71	< 0.86	< 0.86	< 0.13	< 0.13	< 0.13	< 0.13	< 0.13	< 0.13	< 0.13	< 0.13
n-Hexane	120	600	< 0.21	< 0.21	< 0.21	< 0.21	< 0.21	< 0.21	< 0.21	< 1.7	< 1.7	< 1.7	< 1.5	< 1.5	NA	NA	NA	NA	NA	NA	NA	NA
n-Propylbenzene	NE	NE	< 0.10	< 0.10	< 0.10	< 0.10	< 0.1	< 0.10	< 0.10	< 0.81	< 0.81	< 0.81	< 0.35	< 0.35	< 0.13	< 0.13	< 0.13	< 0.13	< 0.13	< 0.13	< 0.13	< 0.13
o-Xylene	400	2000	< 0.058	< 0.058	< 0.058	< 0.058	< 0.058	< 0.058	< 0.058	< 0.26	< 0.26	< 0.26	< 0.35	< 0.35	NA	NA	NA	NA	NA	NA	NA	NA
p-Isopropyltoluene	NE	NE	< 0.085	< 0.085	< 0.085	< 0.085	< 0.085	< 0.085	< 0.085	< 0.80	< 0.80	< 0.80	< 1.0	< 1.0	< 0.17	< 0.17	< 0.17	< 0.17	< 0.17	< 0.17	< 0.17	< 0.17
sec-Butylbenzene	NE	NE	< 0.13	< 0.13	< 0.13	< 0.13	< 0.13	< 0.13	< 0.13	< 0.85	< 0.85	< 0.85	< 0.42	< 0.42	< 0.15	< 0.15	< 0.15	< 0.15	< 0.15	< 0.15	< 0.15	< 0.15
Styrene	10	100	< 0.065	< 0.065	< 0.065	< 0.065 J	0.07 BJ	< 0.065	< 0.065 J-	< 0.47	< 0.47	< 3.0	< 0.36	< 0.36	< 0.1	< 0.10	< 0.10	< 0.10	< 0.10	< 0.10	< 0.10	< 0.10
tert-Butylbenzene	NE	NE	< 0.12	< 0.12	< 0.12	< 0.12	< 0.12	< 0.12	< 0.12	< 0.30	< 0.30	< 0.30	< 0.59	< 0.59	< 0.14	< 0.14	< 0.14	< 0.14	< 0.14	< 0.14	< 0.14	< 0.14
Tetrachloroethene	0.5	5	***1.1***	***1.9 B***	***2.3 B***	***2.1 B***	***1.9***	***1.2***	0.27 J	***2.7***	< 0.33	***0.87 J***	***0.96 J***	***20.8***	***11***	***44***	***36***	***35***	***41***	***38***	***36***	***25***
Toluene	160	800	< 0.053	0.060 BJ	0.11 BJ	< 0.053	0.09 BJ	0.090 J	< 0.053	< 0.17	< 0.17	< 0.27	< 0.29	< 0.29	0.20 J	< 0.11	0.43 J	0.41 J	< 0.11	< 0.11	< 0.11	< 0.11
trans-1,2-Dichloroethene	20	100	< 0.11	< 0.11	< 0.11	0.13 J	0.13 J	0.19 J	< 0.11	< 1.1	< 1.1	< 0.46	< 0.53	< 0.53	< 0.25	< 0.25	< 0.25	< 0.25	< 0.25	< 0.25	< 0.25	< 0.25
Trichloroethene	0.5	5	***1.3***	***1.7 B***	***2.1***	***2.1***	***1.6***	***1.2***	***0.61***	***1.7***	< 0.26	***0.85 J***	***0.81 J***	***18.3***	***7.2***	***25***	***21***	***20***	***23***	***23***	***23***	***17***
Trichlorofluoromethane	698	3490	< 0.50	< 0.50	< 0.50	< 0.50	< 0.5	< 0.5	< 0.13	< 0.21	< 0.21	< 0.21	< 0.42	< 0.42	< 0.19	< 1.0	< 1.0	< 1.0	< 1.0	< 1.0	< 1.0	< 1.0
Vinyl chloride	0.02	0.2	< 0.16	< 0.16	< 0.16	< 0.16	< 0.16	< 0.16	< 0.16	< 0.17	< 0.17	< 0.17	< 0.17	< 0.17	< 0.1	< 0.10	< 0.10	< 0.10	< 0.10	< 0.10	< 0.10	< 0.10
Xylenes, Total	400	2000	< 0.058	< 0.12	< 0.12	< 0.12	< 0.12	< 0.12	< 0.12	< 1.5	< 1.5	< 1.5	< 1.0	< 1.0	< 0.068	< 0.068	1.6	1.6	< 0.068	< 0.068	< 0.068	< 0.068
Total PCBs																						
Aroclor-1016	0.003	0.03	NA	NA	NA	NA	NA	NA	NA	NA	NA	NA	NA	NA	NA	NA	NA	NA	NA	NA	NA	NA
Aroclor-1232	0.003	0.03	NA	NA	NA	NA	NA	NA	NA	NA	NA	NA	NA	NA	NA	NA	NA	NA	NA	NA	NA	NA
Aroclor-1242	0.003	0.03	NA	NA	NA	NA	NA	NA	NA	NA	NA	NA	NA	NA	NA	NA	NA	NA	NA	NA	NA	NA
Aroclor-1248	0.003	0.03	NA	NA	NA	NA	NA	NA	NA	NA	NA	NA	NA	NA	NA	NA	NA	NA	NA	NA	NA	NA
Total Detected PCBs	0.003	0.03	NA	NA	NA	NA	NA	NA	NA	NA	NA	NA	NA	NA	NA	NA	NA	NA	NA	NA	NA	NA
Dissolved PCBs																						
Aroclor-1016	0.003	0.03	NA	NA	NA	NA	NA	NA	NA	NA	NA	NA	NA	NA	NA	NA	NA	NA	NA	NA	NA	NA
Aroclor-1232	0.003	0.03	NA	NA	NA	NA	NA	NA	NA	NA	NA	NA	NA	NA	NA	NA	NA	NA	NA	NA	NA	NA
Aroclor-1242	0.003	0.03	NA	NA	NA	NA	NA	NA	NA	NA	NA	NA	NA	NA	NA	NA	NA	NA	NA	NA	NA	NA
Aroclor-1248	0.003	0.03	NA	NA	NA	NA	NA	NA	NA	NA	NA	NA	NA	NA	NA	NA	NA	NA	NA	NA	NA	NA
Total Detected PCBs	0.003	0.03	NA	NA	NA	NA	NA	NA	NA	NA	NA	NA	NA	NA	NA	NA	NA	NA	NA	NA	NA	NA
Solids																						
Total Dissolved Solids (mg/L)	NE	NE	NA	NA	NA	NA	NA	NA	NA	NA	NA	NA	NA	NA	NA	NA	NA	NA	NA	NA	NA	NA
Total Suspended Solids (TSS) (mg/L)	NE	NE	NA	NA	NA	NA	NA	NA	NA	NA	NA	NA	NA	NA	NA	NA	NA	NA	NA	NA	NA	NA

Notes on Page 61.

Table 7: Groundwater Analytical Results Summary
Madison-Kipp Corporation
Madison, Wisconsin

WELL ID			MW-27D2	MW-27D2[3]	MW-27D2	MW-27D2	MW-27D2[3]	MW-27D2	MW-27D2	MW-27D2	MW-27D2	MW-27D2	MW-28	MW-28	MW-28	MW-28	MW-28	MW-28	MW-28	MW-28	MW-28	MW-28	MW-28	MW-28
SCREEN INTERVAL (feet bgs)	PREVENTIVE	ENFORCEMENT	170 - 180 ft	170 - 180 ft	170 - 180 ft	170 - 180 ft	170 - 180 ft	170 - 180 ft	170 - 180 ft	170 - 180 ft	170 - 180 ft	170 - 180 ft	28 - 38 ft	28 - 38 ft	28 - 38 ft	28 - 38 ft	28 - 38 ft	28 - 38 ft	28 - 38 ft	28 - 38 ft	28 - 38 ft	28 - 38 ft	28 - 38 ft	28 - 38 ft
SAMPLE DATE	ACTION LIMIT	STANDARD	07/21/2015	07/21/2015	10/20/2015	10/11/2016	10/11/2016	10/04/2017	10/10/2018	10/10/2019	10/14/2020	10/13/2021	03/13/2015	04/09/2015	10/20/2015	10/10/2017	04/06/2018	10/17/2018	04/12/2019	10/16/2019	7/17/2020	10/19/2020	04/19/2021	10/19/2021
VOCs																								
1,1,1,2-Tetrachloroethane	7	70	< 0.25	< 0.25	< 0.46	< 0.22	< 0.22	< 0.11	< 0.11	< 0.27	< 0.27	< 0.36	NA	NA	NA	NA	NA	< 1.1	NA	0.50 J	NA	< 2.7	NA	< 3.6
1,1,1-Trichloroethane	40	200	< 0.20	< 0.20	< 0.38	< 0.20	< 0.20	< 0.1	< 0.10	< 0.24	< 0.24	< 0.30	NA	NA	NA	NA	NA	< 1.0	NA	< 0.24	NA	< 2.4	NA	< 3.0
1,1,2-Trichloroethane	0.5	5	< 0.28	< 0.28	< 0.35	< 0.20	< 0.20	< 0.1	< 0.10	< 0.55	< 0.55	< 0.34	NA	NA	NA	NA	NA	< 1.0	NA	< 0.55	NA	< 5.5	NA	< 3.4
1,1-Dichloroethene	0.7	7	< 0.31	< 0.31	< 0.39	< 0.28	< 0.28	< 0.14	< 0.14	< 0.24	< 0.24	< 0.58	NA	NA	NA	NA	NA	< 1.4	NA	< 0.24	NA	< 2.4	NA	< 5.8
1,2,4-Trimethylbenzene	96	480	< 0.14	< 0.14	< 0.36	< 0.12	< 0.12	< 0.06	< 0.060 J-	< 0.84	< 0.84	< 0.45	NA	NA	NA	NA	NA	< 0.60	NA	< 0.84	NA	< 8.4	NA	< 4.5
1,2-Dibromoethane	0.005	0.05	< 0.36	< 0.36	< 0.39	< 0.26	< 0.26	< 0.13	< 0.13	< 0.83	< 0.83	< 0.31	NA	NA	NA	NA	NA	< 1.3	NA	< 0.83	NA	< 8.3	NA	< 3.1
1,2-Dichlorobenzene	60	600	< 0.27	< 0.27	< 0.33	< 0.15	< 0.15	< 0.076	< 0.076	< 0.71	< 0.71	< 0.33	NA	NA	NA	NA	NA	< 0.76	NA	< 0.71	NA	< 7.1	NA	< 3.3
1,2-Dichloroethane	0.5	5	< 0.28	< 0.28	< 0.39	< 0.16	< 0.16	< 0.078	< 0.078	< 0.28	< 0.28	< 0.29	NA	NA	NA	NA	NA	< 0.78	NA	< 0.28	NA	< 2.8	NA	< 2.9
1,2-Dichloropropane	0.5	5	< 0.20	< 0.20	< 0.43	< 0.20	< 0.20	< 0.1	< 0.10	< 0.28	< 0.28	< 0.45	NA	NA	NA	NA	NA	< 1.0	NA	< 0.28	NA	< 2.8	NA	< 4.5
1,2,3-Trichlorobenzene	NE	NE	< 0.24	< 0.24	< 0.46	< 0.090	< 0.090	< 0.045	< 0.045	< 0.63	< 2.2	< 1.0	NA	NA	NA	NA	NA	< 0.45	NA	< 0.63	NA	< 22.1	NA	< 10.2
1,2,4-Trichlorobenzene	14	70	< 0.31	< 0.31	< 0.34	< 0.15	< 0.15	< 0.077	< 0.077	< 0.95	< 0.95	< 0.95	NA	NA	NA	NA	NA	< 0.77	NA	< 0.95	NA	< 9.5	NA	< 9.5
1,3,5-Trimethylbenzene	96	480	< 0.18	< 0.18	< 0.25	< 0.15	< 0.15	< 0.075	< 0.075 J-	< 0.87	< 0.87	< 0.36	NA	NA	NA	NA	NA	< 0.75	NA	< 0.87	NA	< 8.7	NA	< 3.6
2-Butanone	800	4000	NA	NA	NA	< 6.0	< 6.0	< 3	< 3.0	< 2.9	< 2.9	< 6.5	NA	NA	NA	NA	NA	< 30	NA	< 2.9	NA	< 29.4	NA	< 65.2
2-Hexanone	NE	NE	NA	NA	NA	< 1.9	< 1.9	< 0.95	< 0.95	< 2.5	< 5.2	< 6.3	NA	NA	NA	NA	NA	< 9.5	NA	< 2.5	NA	< 52.1	NA	< 62.8
4-Methyl-2-pentanone	50	500	NA	NA	NA	< 1.5	< 1.5	< 0.77	< 0.77	< 1.5	< 4.6	< 6.0	NA	NA	NA	NA	NA	< 7.7	NA	< 1.5	NA	< 46.4	NA	< 59.5
Acetone	1800	9000	NA	NA	NA	< 6.8	< 6.8	3.5 J	< 3.4	< 2.7	< 2.7	< 8.6	NA	NA	NA	NA	NA	< 34	NA	< 2.7	NA	< 27.4	NA	< 86.4
Benzene	0.5	5	< 0.074	< 0.074	< 0.15	< 0.18	< 0.18	< 0.089	< 0.089	< 0.25	< 0.25	< 0.30	NA	NA	NA	NA	NA	< 0.89	NA	< 0.25	NA	< 2.5	NA	< 3.0
Bromodichloromethane	0.06	0.6	< 0.17	< 0.17	< 0.37	< 0.15	< 0.15	< 0.077	< 0.077	< 0.36	< 0.36	< 0.42	NA	NA	NA	NA	NA	< 0.77	NA	< 0.36	NA	< 3.6	NA	< 4.2
Bromoform	0.44	4.4	< 0.28	< 0.28	< 0.48	< 0.18	< 0.18	< 0.088	< 0.088	< 4.0	< 4.0	< 3.8	NA	NA	NA	NA	NA	< 0.88	NA	< 4.0	NA	< 39.7	NA	< 38.0
Bromomethane	1	10	< 0.31	< 0.31	< 0.80	< 1.2	< 1.2	< 0.59	< 0.59	< 0.97	< 0.97	< 1.2	NA	NA	NA	NA	NA	< 5.9	NA	< 0.97	NA	< 9.7	NA	< 11.9
Carbon disulfide	200	1000	NA	NA	NA	< 0.11	< 0.11	< 0.053	< 0.053	< 0.37	< 0.45	< 1.1	NA	NA	NA	NA	NA	< 0.53	NA	< 0.37	NA	< 4.5	NA	< 11.0
Carbon tetrachloride	0.5	5	< 0.26	< 0.26	< 0.38	< 0.076	< 0.076	< 0.038	< 0.038	< 0.17	< 1.1	< 0.37	NA	NA	NA	NA	NA	< 0.38	NA	< 0.17	NA	< 10.8	NA	< 3.7
Chloroform	0.6	6	< 0.20	< 0.20	< 0.37	< 0.12	< 0.12	< 0.062	< 0.062	< 1.3	< 1.3	< 1.2	NA	NA	NA	NA	NA	< 0.62	NA	< 1.3	NA	< 12.7	NA	< 11.8
Chloromethane	3	30	< 0.18	< 0.18	< 0.32	0.90 BJ	1.0 J	0.46 J	< 0.16	< 2.2	< 2.2	< 1.6	NA	NA	NA	NA	NA	< 3.0 U	NA	< 2.2	NA	< 21.9	NA	< 16.4
cis-1,2-Dichloroethene	7	70	6.1	6.1	1.8	***21***	***23***	***9.4***	***13***	***12.7***	***7.1***	***8.6***	NA	NA	NA	NA	NA	< 1.1	NA	< 0.27	NA	< 2.7	NA	< 4.7 J
Dichlorodifluoromethane	200	1000	< 0.20	< 0.20	< 0.54	< 0.22	< 0.22	< 0.11	< 0.11	< 0.50	< 0.50	< 0.46	NA	NA	NA	NA	NA	< 1.1	NA	< 0.50	NA	< 5.0	NA	< 4.6
Ethylbenzene	140	700	< 0.13	< 0.13	< 0.18	< 0.11	< 0.11	< 0.054	< 0.054	< 0.22	< 0.32	< 0.33	NA	NA	NA	NA	NA	< 0.54	NA	< 0.22	NA	< 3.2	NA	< 3.3
Isopropylbenzene	NE	NE	< 0.14	< 0.14	< 0.39	< 0.16	< 0.16	< 0.081	< 0.081	< 0.39	< 1.7	< 1.0	NA	NA	NA	NA	NA	< 0.81	NA	< 0.39	NA	< 16.9	NA	< 10.0
m,p-Xylene	400	2000	NA	NA	NA	< 0.11	< 0.11	< 0.057	< 0.057	< 0.47	< 0.47	< 0.70	NA	NA	NA	NA	NA	< 0.57	NA	< 0.47	NA	< 4.7	NA	< 7.0
Methyl tert-butyl ether	12	60	< 0.24	< 0.24	0.83 J	< 0.28	< 0.28	< 0.14	< 0.14	< 1.2	< 1.2	< 1.1	NA	NA	NA	NA	NA	< 1.4	NA	< 1.2	NA	< 12.5	NA	< 11.3 J
Methylene chloride	0.5	5	< 0.68	< 0.68	< 1.6	< 0.28	< 0.28	< 0.14	< 0.33 U	< 0.58	< 0.58	< 0.32	NA	NA	NA	NA	NA	< 1.4	NA	< 0.58	NA	< 5.8	NA	< 3.2
Naphthalene	10	100	< 0.16	< 0.16	< 0.34	< 0.18	< 0.18	< 0.088	< 0.088	< 1.2	< 1.2	< 1.1	NA	NA	NA	NA	NA	< 0.88	NA	< 1.2	NA	< 11.8	NA	< 11.3
n-Butylbenzene	NE	NE	< 0.13	< 0.13	< 0.39	< 0.28	< 0.28	< 0.14	< 0.14	< 0.71	< 0.71	< 0.86	NA	NA	NA	NA	NA	< 1.4	NA	< 0.71	NA	< 7.1	NA	< 8.6
n-Hexane	120	600	NA	NA	NA	< 0.42	< 0.42	< 0.21	< 0.21	< 1.7	< 1.7	< 1.5	NA	NA	NA	NA	NA	< 2.1	NA	< 1.7	NA	< 17.1	NA	< 14.6
n-Propylbenzene	NE	NE	< 0.13	< 0.13	< 0.41	< 0.20	< 0.20	< 0.1	< 0.10	< 0.81	< 0.81	< 0.35	NA	NA	NA	NA	NA	< 1.0	NA	< 0.81	NA	< 8.1	NA	< 3.5
o-Xylene	400	2000	NA	NA	NA	< 0.12	< 0.12	< 0.058	< 0.058	< 0.26	< 0.26	< 0.35	NA	NA	NA	NA	NA	< 0.58	NA	< 0.26	NA	< 2.6	NA	< 3.5
p-Isopropyltoluene	NE	NE	< 0.17	< 0.17	< 0.36	< 0.17	< 0.17	< 0.085	< 0.085	< 0.80	< 0.80	< 1.0	NA	NA	NA	NA	NA	< 0.85	NA	< 0.80	NA	< 8.0	NA	< 10.4
sec-Butylbenzene	NE	NE	< 0.15	< 0.15	< 0.40	< 0.26	< 0.26	< 0.13	< 0.13	< 0.85	< 0.85	< 0.42	NA	NA	NA	NA	NA	< 1.3	NA	< 0.85	NA	< 8.5	NA	< 4.2
Styrene	10	100	< 0.10	< 0.10	< 0.39	< 0.13	< 0.13	< 0.065	< 0.065 J-	< 0.47	< 3.0	< 0.36	NA	NA	NA	NA	NA	< 0.65	NA	< 0.47	NA	< 30.1	NA	< 3.6
tert-Butylbenzene	NE	NE	< 0.14	< 0.14	< 0.40	< 0.24	< 0.24	< 0.12	< 0.12	< 0.30	< 0.30	< 0.59	NA	NA	NA	NA	NA	< 1.2	NA	< 0.30	NA	< 3.0	NA	< 5.9
Tetrachloroethene	0.5	5	***17***	***17***	***3.1***	***67***	***63***	***24***	***26 J-***	***28.7***	***16.9***	***21.1***	NA	NA	NA	NA	NA	***420***	NA	***1140***	NA	***827***	NA	***1080***
Toluene	160	800	< 0.11	< 0.11	< 0.15	< 0.11	0.18 J	0.08 J	0.060 J	< 0.17	< 0.27	< 0.29	NA	NA	NA	NA	NA	< 0.53	NA	< 0.17	NA	< 2.7	NA	< 2.9
trans-1,2-Dichloroethene	20	100	< 0.25	< 0.25	< 0.35	0.64 J	0.66 J	0.33 J	0.29 J	< 1.1	< 0.46	< 0.53	NA	NA	NA	NA	NA	< 1.1	NA	< 1.1	NA	< 4.6	NA	< 5.3
Trichloroethene	0.5	5	***15***	***16***	***2.5***	***45***	***45***	***18***	***22 J-***	***23.6***	***18.7***	***19.7***	NA	NA	NA	NA	NA	< 0.62	NA	***2.9***	NA	< 2.6	NA	< 3.2
Trichlorofluoromethane	698	3490	< 1.0	< 1.0	< 1.0	< 1.0	< 1.0	< 0.5	< 0.13	< 0.21	< 0.21	< 0.42	NA	NA	NA	NA	NA	< 1.3	NA	< 0.21	NA	< 2.1	NA	< 4.2
Vinyl chloride	0.02	0.2	< 0.10	< 0.10	< 0.20	< 0.32	< 0.32	< 0.16	< 0.16	< 0.17	< 0.17	< 0.17	NA	NA	NA	NA	NA	< 1.6	NA	< 0.17	NA	< 1.7	NA	< 1.7
Xylenes, Total	400	2000	< 0.068	< 0.068	< 0.22	< 0.12	< 0.12	< 0.12	< 0.12	< 1.5	< 1.5	< 1.0	NA	NA	NA	NA	NA	< 1.2	NA	< 1.5	NA	< 15.0	NA	< 10.5
Total PCBs																								
Aroclor-1016	0.003	0.03	NA	NA	NA	NA	NA	NA	NA	NA	NA	NA	NA	NA	NA	< 0.035	< 0.035	< 0.0072	< 0.0072	< 0.0072	< 0.0072 J-	< 0.0072	< 0.0072	< 0.0072
Aroclor-1232	0.003	0.03	NA	NA	NA	NA	NA	NA	NA	NA	NA	NA	NA	NA	NA	< 0.037	< 0.037	< 0.0042	< 0.0042	< 0.0042	< 0.0042 J-	< 0.0042	< 0.0042	< 0.0042
Aroclor-1242	0.003	0.03	NA	NA	NA	NA	NA	NA	NA	NA	NA	NA	NA	NA	NA	< 0.038	< 0.038	< 0.013	< 0.013	< 0.013	< 0.013 J-	< 0.013	< 0.013	< 0.013
Aroclor-1248	0.003	0.03	NA	NA	NA	NA	NA	NA	NA	NA	NA	NA	NA	NA	NA	< 0.02	< 0.020	< 0.011	< 0.011	< 0.011	< 0.011 J-	< 0.011	< 0.011	< 0.011
Total Detected PCBs	0.003	0.03	NA	NA	NA	NA	NA	NA	NA	NA	NA	NA	NA	NA	NA	ND	ND	ND	ND	ND	ND	ND	ND	ND
Dissolved PCBs																								
Aroclor-1016	0.003	0.03	NA	NA	NA	NA	NA	NA	NA	NA	NA	NA	< 0.068	< 0.064	< 0.062	NA	NA	NA	NA	NA	NA	NA	NA	NA
Aroclor-1232	0.003	0.03	NA	NA	NA	NA	NA	NA	NA	NA	NA	NA	< 0.20	< 0.19	< 0.19	NA	NA	NA	NA	NA	NA	NA	NA	NA
Aroclor-1242	0.003	0.03	NA	NA	NA	NA	NA	NA	NA	NA	NA	NA	< 0.20	< 0.19	< 0.19	NA	NA	NA	NA	NA	NA	NA	NA	NA
Aroclor-1248	0.003	0.03	NA	NA	NA	NA	NA	NA	NA	NA	NA	NA	< 0.20	< 0.19	< 0.19	NA	NA	NA	NA	NA	NA	NA	NA	NA
Total Detected PCBs	0.003	0.03	NA	NA	NA	NA	NA	NA	NA	NA	NA	NA	ND	ND	ND	NA	NA	NA	NA	NA	NA	NA	NA	NA
Solids																								
Total Dissolved Solids (mg/L)	NE	NE	NA	NA	NA	NA	NA	NA	NA	NA	NA	NA	NA	NA	NA	1530	1370	1570	1310	1180	1230	1230	1540	1390
Total Suspended Solids (TSS) (mg/L)	NE	NE	NA	NA	NA	NA	NA	NA	NA	NA	NA	NA	NA	NA	NA	< 0.95	< 0.95	< 1.4	1.4 J	< 0.95	1.8 J	4.4	1.6 J	< 0.95

Notes on Page 61.

Table 7: Groundwater Analytical Results Summary
Madison-Kipp Corporation
Madison, Wisconsin

WELL ID			MW-29S	MW-29S	MW-29S	MW-29S	MW-29S[3]	MW-29S	MW-29S	MW-29S	MW-29S	MW-29D	MW-29D	MW-29D	MW-29D	MW-29D	MW-29D	MW-29D	MW-29D
SCREEN INTERVAL (feet bgs)	PREVENTIVE	ENFORCEMENT	24 - 34 ft	24 - 34 ft	24 - 34 ft	24.6 - 34.4 ft	24.6 - 34.4 ft	24.6 - 34.4 ft	24.6 - 34.4 ft	24.6 - 34.4 ft	24.6 - 34.4 ft	45 - 50 ft	45 - 50 ft	45.2 - 50.2 ft	45.2 - 50.2 ft	45.2 - 50.2 ft	45.2 - 50.2 ft	45.2 - 50.2 ft	45.2 - 50.2 ft
SAMPLE DATE	ACTION LIMIT	STANDARD	04/05/2018	10/16/2018	4/12/2019	10/15/2019	10/15/2019	7/20/2020	10/15/2020	04/15/2021	10/18/2021	04/05/2018	10/16/2018	04/12/2019	10/15/2019	7/20/2020	10/15/2020	04/16/2021	10/18/2021
VOCs																			
1,1,1,2-Tetrachloroethane	7	70	NA	NA	NA	NA	NA	NA	NA	NA	NA	NA	NA	NA	NA	NA	NA	NA	NA
1,1,1-Trichloroethane	40	200	NA	NA	NA	NA	NA	NA	NA	NA	NA	NA	NA	NA	NA	NA	NA	NA	NA
1,1,2-Trichloroethane	0.5	5	NA	NA	NA	NA	NA	NA	NA	NA	NA	NA	NA	NA	NA	NA	NA	NA	NA
1,1-Dichloroethene	0.7	7	NA	NA	NA	NA	NA	NA	NA	NA	NA	NA	NA	NA	NA	NA	NA	NA	NA
1,2,4-Trimethylbenzene	96	480	NA	NA	NA	NA	NA	NA	NA	NA	NA	NA	NA	NA	NA	NA	NA	NA	NA
1,2-Dibromoethane	0.005	0.05	NA	NA	NA	NA	NA	NA	NA	NA	NA	NA	NA	NA	NA	NA	NA	NA	NA
1,2-Dichlorobenzene	60	600	NA	NA	NA	NA	NA	NA	NA	NA	NA	NA	NA	NA	NA	NA	NA	NA	NA
1,2-Dichloroethane	0.5	5	NA	NA	NA	NA	NA	NA	NA	NA	NA	NA	NA	NA	NA	NA	NA	NA	NA
1,2-Dichloropropane	0.5	5	NA	NA	NA	NA	NA	NA	NA	NA	NA	NA	NA	NA	NA	NA	NA	NA	NA
1,2,3-Trichlorobenzene	NE	NE	NA	NA	NA	NA	NA	NA	NA	NA	NA	NA	NA	NA	NA	NA	NA	NA	NA
1,2,4-Trichlorobenzene	14	70	NA	NA	NA	NA	NA	NA	NA	NA	NA	NA	NA	NA	NA	NA	NA	NA	NA
1,3,5-Trimethylbenzene	96	480	NA	NA	NA	NA	NA	NA	NA	NA	NA	NA	NA	NA	NA	NA	NA	NA	NA
2-Butanone	800	4000	NA	NA	NA	NA	NA	NA	NA	NA	NA	NA	NA	NA	NA	NA	NA	NA	NA
2-Hexanone	NE	NE	NA	NA	NA	NA	NA	NA	NA	NA	NA	NA	NA	NA	NA	NA	NA	NA	NA
4-Methyl-2-pentanone	50	500	NA	NA	NA	NA	NA	NA	NA	NA	NA	NA	NA	NA	NA	NA	NA	NA	NA
Acetone	1800	9000	NA	NA	NA	NA	NA	NA	NA	NA	NA	NA	NA	NA	NA	NA	NA	NA	NA
Benzene	0.5	5	NA	NA	NA	NA	NA	NA	NA	NA	NA	NA	NA	NA	NA	NA	NA	NA	NA
Bromodichloromethane	0.06	0.6	NA	NA	NA	NA	NA	NA	NA	NA	NA	NA	NA	NA	NA	NA	NA	NA	NA
Bromoform	0.44	4.4	NA	NA	NA	NA	NA	NA	NA	NA	NA	NA	NA	NA	NA	NA	NA	NA	NA
Bromomethane	1	10	NA	NA	NA	NA	NA	NA	NA	NA	NA	NA	NA	NA	NA	NA	NA	NA	NA
Carbon disulfide	200	1000	NA	NA	NA	NA	NA	NA	NA	NA	NA	NA	NA	NA	NA	NA	NA	NA	NA
Carbon tetrachloride	0.5	5	NA	NA	NA	NA	NA	NA	NA	NA	NA	NA	NA	NA	NA	NA	NA	NA	NA
Chloroform	0.6	6	NA	NA	NA	NA	NA	NA	NA	NA	NA	NA	NA	NA	NA	NA	NA	NA	NA
Chloromethane	3	30	NA	NA	NA	NA	NA	NA	NA	NA	NA	NA	NA	NA	NA	NA	NA	NA	NA
cis-1,2-Dichloroethene	7	70	NA	NA	NA	NA	NA	NA	NA	NA	NA	NA	NA	NA	NA	NA	NA	NA	NA
Dichlorodifluoromethane	200	1000	NA	NA	NA	NA	NA	NA	NA	NA	NA	NA	NA	NA	NA	NA	NA	NA	NA
Ethylbenzene	140	700	NA	NA	NA	NA	NA	NA	NA	NA	NA	NA	NA	NA	NA	NA	NA	NA	NA
Isopropylbenzene	NE	NE	NA	NA	NA	NA	NA	NA	NA	NA	NA	NA	NA	NA	NA	NA	NA	NA	NA
m,p-Xylene	400	2000	NA	NA	NA	NA	NA	NA	NA	NA	NA	NA	NA	NA	NA	NA	NA	NA	NA
Methyl tert-butyl ether	12	60	NA	NA	NA	NA	NA	NA	NA	NA	NA	NA	NA	NA	NA	NA	NA	NA	NA
Methylene chloride	0.5	5	NA	NA	NA	NA	NA	NA	NA	NA	NA	NA	NA	NA	NA	NA	NA	NA	NA
Naphthalene	10	100	NA	NA	NA	NA	NA	NA	NA	NA	NA	NA	NA	NA	NA	NA	NA	NA	NA
n-Butylbenzene	NE	NE	NA	NA	NA	NA	NA	NA	NA	NA	NA	NA	NA	NA	NA	NA	NA	NA	NA
n-Hexane	120	600	NA	NA	NA	NA	NA	NA	NA	NA	NA	NA	NA	NA	NA	NA	NA	NA	NA
n-Propylbenzene	NE	NE	NA	NA	NA	NA	NA	NA	NA	NA	NA	NA	NA	NA	NA	NA	NA	NA	NA
o-Xylene	400	2000	NA	NA	NA	NA	NA	NA	NA	NA	NA	NA	NA	NA	NA	NA	NA	NA	NA
p-Isopropyltoluene	NE	NE	NA	NA	NA	NA	NA	NA	NA	NA	NA	NA	NA	NA	NA	NA	NA	NA	NA
sec-Butylbenzene	NE	NE	NA	NA	NA	NA	NA	NA	NA	NA	NA	NA	NA	NA	NA	NA	NA	NA	NA
Styrene	10	100	NA	NA	NA	NA	NA	NA	NA	NA	NA	NA	NA	NA	NA	NA	NA	NA	NA
tert-Butylbenzene	NE	NE	NA	NA	NA	NA	NA	NA	NA	NA	NA	NA	NA	NA	NA	NA	NA	NA	NA
Tetrachloroethene	0.5	5	NA	NA	NA	NA	NA	NA	NA	NA	NA	NA	NA	NA	NA	NA	NA	NA	NA
Toluene	160	800	NA	NA	NA	NA	NA	NA	NA	NA	NA	NA	NA	NA	NA	NA	NA	NA	NA
trans-1,2-Dichloroethene	20	100	NA	NA	NA	NA	NA	NA	NA	NA	NA	NA	NA	NA	NA	NA	NA	NA	NA
Trichloroethene	0.5	5	NA	NA	NA	NA	NA	NA	NA	NA	NA	NA	NA	NA	NA	NA	NA	NA	NA
Trichlorofluoromethane	698	3490	NA	NA	NA	NA	NA	NA	NA	NA	NA	NA	NA	NA	NA	NA	NA	NA	NA
Vinyl chloride	0.02	0.2	NA	NA	NA	NA	NA	NA	NA	NA	NA	NA	NA	NA	NA	NA	NA	NA	NA
Xylenes, Total	400	2000	NA	NA	NA	NA	NA	NA	NA	NA	NA	NA	NA	NA	NA	NA	NA	NA	NA
Total PCBs																			
Aroclor-1016	0.003	0.03	< 0.035	< 0.0072	< 0.0072	< 0.0072	< 0.0072	< 0.0072 J-	< 0.0072	< 0.0072	< 0.0072	< 0.035	< 0.0072	< 0.0072	< 0.0072	< 0.0072 J-	< 0.0072	< 0.0072	< 0.0072
Aroclor-1232	0.003	0.03	< 0.037	< 0.0042	< 0.0042	< 0.0042	< 0.0042	< 0.0042 J-	< 0.0042	< 0.0042	< 0.0042	< 0.037	< 0.0042	< 0.0042	< 0.0042	< 0.0042 J-	< 0.0042	< 0.0042	< 0.0042
Aroclor-1242	0.003	0.03	< 0.038	< 0.013	< 0.013	< 0.013	< 0.013	< 0.013 J-	< 0.013	< 0.013	< 0.013	< 0.038	< 0.013	< 0.013	< 0.013	< 0.013 J-	< 0.013	< 0.013	< 0.013
Aroclor-1248	0.003	0.03	< 0.020	< 0.011	< 0.011	< 0.011	< 0.011	< 0.011 J-	< 0.011	< 0.011	< 0.011	< 0.020	< 0.011	< 0.011	< 0.011	< 0.011 J-	< 0.011	< 0.011	< 0.011
Total Detected PCBs	0.003	0.03	ND	ND	ND	ND	ND	ND	ND	ND	ND	ND	ND	ND	ND	ND	ND	ND	ND
Dissolved PCBs																			
Aroclor-1016	0.003	0.03	NA	NA	NA	NA	NA	NA	NA	NA	NA	NA	NA	NA	NA	NA	NA	< 0.0072	NA
Aroclor-1232	0.003	0.03	NA	NA	NA	NA	NA	NA	NA	NA	NA	NA	NA	NA	NA	NA	NA	< 0.0042	NA
Aroclor-1242	0.003	0.03	NA	NA	NA	NA	NA	NA	NA	NA	NA	NA	NA	NA	NA	NA	NA	< 0.013	NA
Aroclor-1248	0.003	0.03	NA	NA	NA	NA	NA	NA	NA	NA	NA	NA	NA	NA	NA	NA	NA	< 0.011	NA
Total Detected PCBs	0.003	0.03	NA	NA	NA	NA	NA	NA	NA	NA	NA	NA	NA	NA	NA	NA	NA	< 0.026	NA
Solids																			
Total Dissolved Solids (mg/L)	NE	NE	618	740	762	720	672	734	706	1440	600	976	746	780	626	776	824	1200	2730
Total Suspended Solids (TSS) (mg/L)	NE	NE	< 0.95	< 0.95	< 0.95	< 0.95	< 0.95	1.2 J	2.2	2.4	< 0.95	2.0	< 1.4	< 0.95	< 0.95	2.6	1.6 J	3.4	1.4 J

Notes on Page 61.

Table 7: Groundwater Analytical Results Summary
Madison-Kipp Corporation
Madison, Wisconsin

Footnotes:
1 - Indicates that the sample was quenched prior to analysis.
2 - Indicates that the sample was not quenched prior to analysis.
3 - Indicates the result of a field duplicate.

Updated By: P. Popp 11/18/2021
Checked By: L. Auner 11/23/2021

General Notes:
All concentrations noted in this table are reported in micrograms per liter (µg/L) unless otherwise noted.
Analytes shown in the table are from VOC and PCB analyte lists. Only analytes that were detected in at least one sample are shown in the table. A complete list of constituents analyzed are included in the laboratory analytical reports.

100 = NR 140 Wis. Adm. Code Preventive Action Limit Exceedance
100 = NR 140 Wis. Adm. Code Enforcement Standard Exceedance
< = Constituent not detected above noted laboratory method detection limit.
* = Data is suspect and not used in evaluation. (Note from historical data through 2015, provided by Arcadis)
B = Compound was found in the blank and sample.
bgs = Below Ground Surface.
cn = Laboratory Contaminant.
E = Estimated concentration, exceeds instrumental calibration range.
ID = Identification.
J = Estimated concentration above the adjusted method detection limit and below the reporting limit or because of non-compliant laboratory quality check.
J- = Results may be biased low because of non-compliant laboratory quality check.
J+ = Results may be biased high because of non-compliant laboratory quality check.
U = Results determined to be non-detect at the concentration limit because of blank contamination.
NA = Not Analyzed.
ND = Not Detected.
NE = Not Established.
PCBs = Polychlorinated biphenyls.
VOCs = Volatile Organic Compounds.

Appendix F: Rain Garden Analytical Reports

Pace Analytical®
ENVIRONMENTAL SCIENCES
MOBILE LAB SERVICES

2525 Advance Road
Madison, WI 53718
608.221.8700 Phone
608.221.4889 Fax

May 25, 2021

Andrew Stehn
TRC Environmental Corporation, Inc.
708 Heartland Trail, Ste 3000
Madison, WI 53717

RE: MKC Storm Sewer/Raingarden - Madison, WI

Enclosed are the analytical results for the samples received by the laboratory on 05/07/2021.

The results in this report apply to the samples analyzed in accordance with the chain of custody document. These results are in compliance with the 2009 NELAC Standards and the appropriate agencies listed below, unless otherwise noted in the case narrative. This analytical report should be reproduced in its entirety.

If you have any questions concerning this report, please feel free to contact me.

Sincerely,

Jessica Esser
Project Manager

Certification List			Expires
DODELAP	DOD ELAP Accreditation (A2LA)	3269.01	03/31/2022
ILEPA	Illinois Secondary NELAP Accreditation	004366	04/30/2022
KDHE	Kansas Secondary NELAP Accreditation	E-10384	04/30/2022
LELAP	Louisiana Primary NELAP Accreditation	04165	06/30/2021
NJDEP	New Jersey Secondary NELAP Accreditation	WI004	06/30/2021
NYDOH	New York Department of Health	12110	04/01/2022
TCEQ	Texas Secondary NELAP Accreditation	T104704504-20-11	11/30/2021
WDNR	Wisconsin Certification under NR 149	113289110	08/31/2021

Pace Analytical®
ENVIRONMENTAL SCIENCES
MOBILE LAB SERVICES

2525 Advance Road
Madison, WI 53718
608.221.8700 Phone
608.221.4889 Fax

TRC Environmental Corporation, Inc.	Project: MKC Storm Sewer/Raingarden - Madison, WI
708 Heartland Trail, Ste 3000	Project Number: 419610 Ph 3 Tsk 2
Madison WI, 53717	Project Manager: Andrew Stehn

ANALYTICAL REPORT FOR SAMPLES

Sample ID	Laboratory ID	Matrix	Date Sampled	Date Received
050721-W	A211824-01	Water	05/07/2021	05/07/2021
050721-S	A211824-02	Solid	05/07/2021	05/07/2021
MH-1A (050721)	A211824-03	Solid	05/07/2021	05/07/2021

CASE NARRATIVE

Sample Receipt Information:
Three samples were received on 05/07/2021. Samples were received in acceptable condition.

PCB analysis for samples A211824-02 and A211824-03 was subcontracted to Pace Analytical in Green Bay, WI. Please see their appended report for quality control results.

Please see the chain of custody (COC) document at the end of this report for additional information.

Pace Analytical®
ENVIRONMENTAL SCIENCES
MOBILE LAB SERVICES

2525 Advance Road
Madison, WI 53718
608.221.8700 Phone
608.221.4889 Fax

TRC Environmental Corporation, Inc.	Project: MKC Storm Sewer/Raingarden - Madison, WI
708 Heartland Trail, Ste 3000	Project Number: 419610 Ph 3 Tsk 2
Madison WI, 53717	Project Manager: Andrew Stehn

050721-W

A211824-01 (Water)

Date Sampled
05/07/2021 07:55

Pace Analytical - Madison

Polychlorinated Biphenyls by EPA Method 8082 — **Preparation Batch:A105105**

Analyte	Result	Limit of Detection	Limit of Quantitation	Units	Dilution	Prepared	Analyzed	Method	Qualifiers
PCB-1016	ND	0.0072	0.13	ug/L	1	05/11/2021	05/22/2021 11:48	EPA 8082A	
PCB-1221	ND	0.026	0.25	ug/L	1	05/11/2021	05/22/2021 11:48	EPA 8082A	
PCB-1232	ND	0.0042	0.13	ug/L	1	05/11/2021	05/22/2021 11:48	EPA 8082A	
PCB-1242	ND	0.013	0.13	ug/L	1	05/11/2021	05/22/2021 11:48	EPA 8082A	X
PCB-1248	ND	0.011	0.13	ug/L	1	05/11/2021	05/22/2021 11:48	EPA 8082A	
PCB-1254	ND	0.010	0.13	ug/L	1	05/11/2021	05/22/2021 11:48	EPA 8082A	
PCB-1260	ND	0.012	0.13	ug/L	1	05/11/2021	05/22/2021 11:48	EPA 8082A	
Total PCBs	ND	0.026	0.25	ug/L	1	05/11/2021	05/22/2021 11:48	EPA 8082A	
Surrogate: Tetrachloro-meta-xylene			*67.7 %*	*60.7-128*		*05/11/2021*	*05/22/2021 11:48*	*EPA 8082A*	
Surrogate: Decachlorobiphenyl			*64.4 %*	*57.1-151*		*05/11/2021*	*05/22/2021 11:48*	*EPA 8082A*	

Pace Analytical®
ENVIRONMENTAL SCIENCES
MOBILE LAB SERVICES

2525 Advance Road
Madison, WI 53718
608.221.8700 Phone
608.221.4889 Fax

TRC Environmental Corporation, Inc.
708 Heartland Trail, Ste 3000
Madison WI, 53717

Project: MKC Storm Sewer/Raingarden - Madison, WI
Project Number: 419610 Ph 3 Tsk 2
Project Manager: Andrew Stehn

050721-S

A211824-02 (Solid)

Date Sampled
05/07/2021 08:20

Pace Analytical-Green Bay, WI

Analyte	Result	Limit of Detection	Limit of Quantitation	Units	Dilution	Prepared	Analyzed	Method	Qualifiers
ASTM D2974-87						**Preparation Batch:PMST 20514**			
Percent Moisture	**43.8**	0.10	0.10	% dry	1	05/18/2021	05/18/2021 17:03	ASTM D2974-87	
EPA 8082						**Preparation Batch:OEXT 48739**			
PCB, Total	**1030**	270	889	ug/kg dry	10	05/19/2021	05/19/2021 17:57	EPA 8082	
PCB-1016 (Aroclor 1016)	ND	270	889	ug/kg dry	10	05/19/2021	05/19/2021 17:57	EPA 8082	D3
PCB-1221 (Aroclor 1221)	ND	270	889	ug/kg dry	10	05/19/2021	05/19/2021 17:57	EPA 8082	
PCB-1232 (Aroclor 1232)	ND	270	889	ug/kg dry	10	05/19/2021	05/19/2021 17:57	EPA 8082	
PCB-1242 (Aroclor 1242)	ND	270	889	ug/kg dry	10	05/19/2021	05/19/2021 17:57	EPA 8082	
PCB-1248 (Aroclor 1248)	**1030**	270	889	ug/kg dry	10	05/19/2021	05/19/2021 17:57	EPA 8082	
PCB-1254 (Aroclor 1254)	ND	270	889	ug/kg dry	10	05/19/2021	05/19/2021 17:57	EPA 8082	
PCB-1260 (Aroclor 1260)	ND	270	889	ug/kg dry	10	05/19/2021	05/19/2021 17:57	EPA 8082	
Surrogate: Decachlorobiphenyl (S)			*81 %*	*47-114*		*05/19/2021*	*05/19/2021 17:57*	*EPA 8082*	
Surrogate: Tetrachloro-m-xylene (S)			*90 %*	*67-102*		*05/19/2021*	*05/19/2021 17:57*	*EPA 8082*	

Pace Analytical®
ENVIRONMENTAL SCIENCES
MOBILE LAB SERVICES

2525 Advance Road
Madison, WI 53718
608.221.8700 Phone
608.221.4889 Fax

TRC Environmental Corporation, Inc.
708 Heartland Trail, Ste 3000
Madison WI, 53717

Project: MKC Storm Sewer/Raingarden - Madison, WI
Project Number: 419610 Ph 3 Tsk 2
Project Manager: Andrew Stehn

MH-1A (050721)

A211824-03 (Solid)

Date Sampled
05/07/2021 08:35

Analyte	Result	Limit of Detection	Limit of Quantitation	Units	Dilution	Prepared	Analyzed	Method	Qualifiers
Pace Analytical-Green Bay, WI									
ASTM D2974-87						**Preparation Batch:PMST 20514**			
Percent Moisture	**20.0**	0.10	0.10	% dry	1	05/18/2021	05/18/2021 17:03	ASTM D2974-87	
EPA 8082						**Preparation Batch:OEXT 48739**			
PCB, Total	**261**	190	625	ug/kg dry	10	05/19/2021	05/19/2021 18:19	EPA 8082	J
PCB-1016 (Aroclor 1016)	ND	190	625	ug/kg dry	10	05/19/2021	05/19/2021 18:19	EPA 8082	D3
PCB-1221 (Aroclor 1221)	ND	190	625	ug/kg dry	10	05/19/2021	05/19/2021 18:19	EPA 8082	
PCB-1232 (Aroclor 1232)	ND	190	625	ug/kg dry	10	05/19/2021	05/19/2021 18:19	EPA 8082	
PCB-1242 (Aroclor 1242)	ND	190	625	ug/kg dry	10	05/19/2021	05/19/2021 18:19	EPA 8082	
PCB-1248 (Aroclor 1248)	**261**	190	625	ug/kg dry	10	05/19/2021	05/19/2021 18:19	EPA 8082	J
PCB-1254 (Aroclor 1254)	ND	190	625	ug/kg dry	10	05/19/2021	05/19/2021 18:19	EPA 8082	
PCB-1260 (Aroclor 1260)	ND	190	625	ug/kg dry	10	05/19/2021	05/19/2021 18:19	EPA 8082	
Surrogate: Decachlorobiphenyl (S)			*84 %*	*47-114*		*05/19/2021*	*05/19/2021 18:19*	*EPA 8082*	
Surrogate: Tetrachloro-m-xylene (S)			*96 %*	*67-102*		*05/19/2021*	*05/19/2021 18:19*	*EPA 8082*	

Pace Analytical®
ENVIRONMENTAL SCIENCES
MOBILE LAB SERVICES

2525 Advance Road
Madison, WI 53718
608.221.8700 Phone
608.221.4889 Fax

TRC Environmental Corporation, Inc.
708 Heartland Trail, Ste 3000
Madison WI, 53717

Project: MKC Storm Sewer/Raingarden - Madison, WI
Project Number: 419610 Ph 3 Tsk 2
Project Manager: Andrew Stehn

Polychlorinated Biphenyls by EPA Method 8082 - Quality Control

Pace Analytical - Madison

Analyte	Result	Limit of Quantitation	Units	Spike Level	Source Result	%REC	%REC Limits	RPD	RPD Limit	Notes
Batch A105105 - EPA 3511										
Blank (A105105-BLK1)			Prepared: 05/11/2021 Analyzed: 05/22/2021 03:28							
PCB-1016	ND	0.13	ug/L							
PCB-1221	ND	0.25	ug/L							
PCB-1232	ND	0.13	ug/L							
PCB-1242	ND	0.13	ug/L							
PCB-1248	ND	0.13	ug/L							
PCB-1254	ND	0.13	ug/L							
PCB-1260	ND	0.13	ug/L							
Total PCBs	ND	0.25	ug/L							
Surrogate: Tetrachloro-meta-xylene	*0.701*		*ug/L*	*0.7500*		*93.5*	*60.7-128*			
Surrogate: Decachlorobiphenyl	*0.763*		*ug/L*	*0.7500*		*102*	*57.1-151*			
LCS (A105105-BS1)			Prepared: 05/11/2021 Analyzed: 05/22/2021 03:55							
PCB-1242	14.8	0.13	ug/L	12.50		119	49.6-153			
Surrogate: Tetrachloro-meta-xylene	*0.660*		*ug/L*	*0.7500*		*88.0*	*60.7-128*			
Surrogate: Decachlorobiphenyl	*0.718*		*ug/L*	*0.7500*		*95.8*	*57.1-151*			
Matrix Spike (A105105-MS1)	**Source: A211824-01**		Prepared: 05/11/2021 Analyzed: 05/22/2021 12:14							
PCB-1242	8.96	0.13	ug/L	12.50	ND	71.7	42.8-158			
Surrogate: Tetrachloro-meta-xylene	*0.479*		*ug/L*	*0.7500*		*63.9*	*60.7-128*			
Surrogate: Decachlorobiphenyl	*0.441*		*ug/L*	*0.7500*		*58.8*	*57.1-151*			
Matrix Spike Dup (A105105-MSD1)	**Source: A211824-01**		Prepared: 05/11/2021 Analyzed: 05/22/2021 12:41							
PCB-1242	11.8	0.13	ug/L	12.50	ND	94.4	42.8-158	27.4	20	X
Surrogate: Tetrachloro-meta-xylene	*0.564*		*ug/L*	*0.7500*		*75.2*	*60.7-128*			
Surrogate: Decachlorobiphenyl	*0.534*		*ug/L*	*0.7500*		*71.3*	*57.1-151*			

Pace Analytical®
ENVIRONMENTAL SCIENCES
MOBILE LAB SERVICES

2525 Advance Road
Madison, WI 53718
608.221.8700 Phone
608.221.4889 Fax

TRC Environmental Corporation, Inc.	Project: MKC Storm Sewer/Raingarden - Madison, WI
708 Heartland Trail, Ste 3000	Project Number: 419610 Ph 3 Tsk 2
Madison WI, 53717	Project Manager: Andrew Stehn

Notes and Definitions

X	Precision for the matrix spike duplicate, laboratory control sample duplicate or lab duplicate was outside of control limits.
J	Estimated concentration above the adjusted method detection limit and below the adjusted reporting limit.
D3	Sample was diluted due to the presence of high levels of non-target analytes or other matrix interference.
ND	Analyte NOT DETECTED at or above the reporting limit or limit of detection (if listed).
NR	Not Reported
dry	Sample results reported on a dry weight basis. Detection limits (if listed) and reporting limits have been adjusted for the solids content. If the word 'dry' does not appear after the units, results are reported on an as-is basis.
RPD	Relative Percent Difference

Detection limits (if listed) and reporting limits have been adjusted for dilutions, if reported.

Pace Analytical®
ECCS Mobile Lab Services

Pace Analytical - ECCS Division
2525 Advance Road
Madison, WI 53718
608-221-8700 (phone)
608-221-4889 (fax)

CHAIN OF CUSTODY

No. 13008 Page: 1 of: 1

Lab Work Order #: A211824

Project Number: 419610 Ph 3 Tsk 2 PO Number: 162342
Project Name: MHC Rain Garden
Project Location (City, State): Madison, WI
Turn Around (check one): ☒ Normal ☐ Rush
If Rush, Report Due Date:
Sampled By (Print): Andrew Stehn

Report To: Andrew Stehn
Company: TRC
Address 1: 708 Heartland Trail
Address 2: Suite 3000, Madison, WI
E-mail Address: astehn@trcompanies.com

Invoice To:
Company: Same as above
Address 1:
Address 2:

Sample Description	Collection Date	Collection Time	Matrix	Total # of Containers	Preservation Codes / Analyses Requested: PCBs	Comments	Lab ID	Lab Receipt Time
050721-W	5/7/21	0755	W	4	X		01	
050721-S	↓	0820	S	1	X		02	
MH-1A ~~MW-1A~~ (050721)	↓	0835	S	1	X		03	

Preservation Codes
A=None B=HCL C=H_2SO_4
D=HNO_3 E=EnCore F=Methanol
G=NaOH O=Other (Indicate)

Matrix Codes
A=Air S=Soil W=Water O=Other

Other Comments:

Relinquished By:	Date:	Time:	Received By:	Date:	Time:
Andrew Stehn TRC	5/7/21	0900	[signature]	05-07-21	0900
Relinquished By:	Date:	Time:	Received By:	Date:	Time:

Custody Seal: ☐ NA ☐ Intact ☐ Not Intact
Shipped Via: Walk In
Receipt Temp: on ice
Thermometer #/ Exp. Date:
Temp Blank: ☐ Y ☐ N

Rev. 12/15

Page 8 of 21 A211824 FINAL 05 25 2021 1632

Pace Analytical Services, LLC
1241 Bellevue Street - Suite 9
Green Bay, WI 54302
(920)469-2436

May 20, 2021

Jessica Esser
Pace Analytical Madison
2525 Advance Road
Madison, WI 53718

RE: Project: A211824 MKC STORM SEWER/RAINGA
Pace Project No.: 40227126

Dear Jessica Esser:

Enclosed are the analytical results for sample(s) received by the laboratory on May 18, 2021. The results relate only to the samples included in this report. Results reported herein conform to the applicable TNI/NELAC Standards and the laboratory's Quality Manual, where applicable, unless otherwise noted in the body of the report.

The test results provided in this final report were generated by each of the following laboratories within the Pace Network:
- Pace Analytical Services - Green Bay

If you have any questions concerning this report, please feel free to contact me.

Sincerely,

Dan Milewsky
dan.milewsky@pacelabs.com
(920)469-2436
Project Manager

Enclosures

Pace Analytical Services, LLC
1241 Bellevue Street - Suite 9
Green Bay, WI 54302
(920)469-2436

CERTIFICATIONS

Project: A211824 MKC STORM SEWER/RAINGA
Pace Project No.: 40227126

Pace Analytical Services Green Bay
1241 Bellevue Street, Green Bay, WI 54302
Florida/NELAP Certification #: E87948
Illinois Certification #: 200050
Kentucky UST Certification #: 82
Louisiana Certification #: 04168
Minnesota Certification #: 055-999-334
New York Certification #: 12064
North Dakota Certification #: R-150
Virginia VELAP ID: 460263
South Carolina Certification #: 83006001
Texas Certification #: T104704529-14-1
Wisconsin Certification #: 405132750
Wisconsin DATCP Certification #: 105-444
USDA Soil Permit #: P330-16-00157
Federal Fish & Wildlife Permit #: LE51774A-0

REPORT OF LABORATORY ANALYSIS

This report shall not be reproduced, except in full,
without the written consent of Pace Analytical Services, LLC.

Pace Analytical Services, LLC
1241 Bellevue Street - Suite 9
Green Bay, WI 54302
(920)469-2436

SAMPLE SUMMARY

Project: A211824 MKC STORM SEWER/RAINGA
Pace Project No.: 40227126

Lab ID	Sample ID	Matrix	Date Collected	Date Received
40227126001	**050721-S**	Solid	05/07/21 08:20	05/18/21 08:10
40227126002	**MH-1A (050721)**	Solid	05/07/21 08:35	05/18/21 08:10

This report shall not be reproduced, except in full,
without the written consent of Pace Analytical Services, LLC.

Pace Analytical Services, LLC
1241 Bellevue Street - Suite 9
Green Bay, WI 54302
(920)469-2436

SAMPLE ANALYTE COUNT

Project: A211824 MKC STORM SEWER/RAINGA
Pace Project No.: 40227126

Lab ID	Sample ID	Method	Analysts	Analytes Reported
40227126001	**050721-S**	EPA 8082	BLM	10
		ASTM D2974-87	AH	1
40227126002	**MH-1A (050721)**	EPA 8082	BLM	10
		ASTM D2974-87	AH	1

PASI-G = Pace Analytical Services - Green Bay

This report shall not be reproduced, except in full,
without the written consent of Pace Analytical Services, LLC.

Pace Analytical Services, LLC
1241 Bellevue Street - Suite 9
Green Bay, WI 54302
(920)469-2436

ANALYTICAL RESULTS

Project: A211824 MKC STORM SEWER/RAINGA
Pace Project No.: 40227126

Sample: 050721-S **Lab ID: 40227126001** Collected: 05/07/21 08:20 Received: 05/18/21 08:10 Matrix: Solid

Results reported on a "dry weight" basis and are adjusted for percent moisture, sample size and any dilutions.

Parameters	Results	Units	LOQ	LOD	DF	Prepared	Analyzed	CAS No.	Qual
8082 GCS PCB	Analytical Method: EPA 8082 Preparation Method: EPA 3541 Pace Analytical Services - Green Bay								
PCB-1016 (Aroclor 1016)	**<270**	ug/kg	889	270	10	05/19/21 06:27	05/19/21 17:57	12674-11-2	D3
PCB-1221 (Aroclor 1221)	**<270**	ug/kg	889	270	10	05/19/21 06:27	05/19/21 17:57	11104-28-2	
PCB-1232 (Aroclor 1232)	**<270**	ug/kg	889	270	10	05/19/21 06:27	05/19/21 17:57	11141-16-5	
PCB-1242 (Aroclor 1242)	**<270**	ug/kg	889	270	10	05/19/21 06:27	05/19/21 17:57	53469-21-9	
PCB-1248 (Aroclor 1248)	**1030**	ug/kg	889	270	10	05/19/21 06:27	05/19/21 17:57	12672-29-6	
PCB-1254 (Aroclor 1254)	**<270**	ug/kg	889	270	10	05/19/21 06:27	05/19/21 17:57	11097-69-1	
PCB-1260 (Aroclor 1260)	**<270**	ug/kg	889	270	10	05/19/21 06:27	05/19/21 17:57	11096-82-5	
PCB, Total	**1030**	ug/kg	889	270	10	05/19/21 06:27	05/19/21 17:57	1336-36-3	
Surrogates									
Tetrachloro-m-xylene (S)	90	%	67-102		10	05/19/21 06:27	05/19/21 17:57	877-09-8	
Decachlorobiphenyl (S)	81	%	47-114		10	05/19/21 06:27	05/19/21 17:57	2051-24-3	
Percent Moisture	Analytical Method: ASTM D2974-87 Pace Analytical Services - Green Bay								
Percent Moisture	**43.8**	%	0.10	0.10	1		05/18/21 17:03		

REPORT OF LABORATORY ANALYSIS

This report shall not be reproduced, except in full,
without the written consent of Pace Analytical Services, LLC.

Pace Analytical Services, LLC
1241 Bellevue Street - Suite 9
Green Bay, WI 54302
(920)469-2436

ANALYTICAL RESULTS

Project: A211824 MKC STORM SEWER/RAINGA
Pace Project No.: 40227126

Sample: MH-1A (050721) **Lab ID: 40227126002** Collected: 05/07/21 08:35 Received: 05/18/21 08:10 Matrix: Solid

Results reported on a "dry weight" basis and are adjusted for percent moisture, sample size and any dilutions.

Parameters	Results	Units	LOQ	LOD	DF	Prepared	Analyzed	CAS No.	Qual
8082 GCS PCB	Analytical Method: EPA 8082 Preparation Method: EPA 3541 Pace Analytical Services - Green Bay								
PCB-1016 (Aroclor 1016)	**<190**	ug/kg	625	190	10	05/19/21 06:27	05/19/21 18:19	12674-11-2	D3
PCB-1221 (Aroclor 1221)	**<190**	ug/kg	625	190	10	05/19/21 06:27	05/19/21 18:19	11104-28-2	
PCB-1232 (Aroclor 1232)	**<190**	ug/kg	625	190	10	05/19/21 06:27	05/19/21 18:19	11141-16-5	
PCB-1242 (Aroclor 1242)	**<190**	ug/kg	625	190	10	05/19/21 06:27	05/19/21 18:19	53469-21-9	
PCB-1248 (Aroclor 1248)	**261J**	ug/kg	625	190	10	05/19/21 06:27	05/19/21 18:19	12672-29-6	
PCB-1254 (Aroclor 1254)	**<190**	ug/kg	625	190	10	05/19/21 06:27	05/19/21 18:19	11097-69-1	
PCB-1260 (Aroclor 1260)	**<190**	ug/kg	625	190	10	05/19/21 06:27	05/19/21 18:19	11096-82-5	
PCB, Total	**261J**	ug/kg	625	190	10	05/19/21 06:27	05/19/21 18:19	1336-36-3	
Surrogates									
Tetrachloro-m-xylene (S)	96	%	67-102		10	05/19/21 06:27	05/19/21 18:19	877-09-8	
Decachlorobiphenyl (S)	84	%	47-114		10	05/19/21 06:27	05/19/21 18:19	2051-24-3	
Percent Moisture	Analytical Method: ASTM D2974-87 Pace Analytical Services - Green Bay								
Percent Moisture	**20.0**	%	0.10	0.10	1		05/18/21 17:03		

REPORT OF LABORATORY ANALYSIS

This report shall not be reproduced, except in full,
without the written consent of Pace Analytical Services, LLC.

Pace Analytical Services, LLC
1241 Bellevue Street - Suite 9
Green Bay, WI 54302
(920)469-2436

QUALITY CONTROL DATA

Project: A211824 MKC STORM SEWER/RAINGA
Pace Project No.: 40227126

QC Batch: 385654
QC Batch Method: EPA 3541
Analysis Method: EPA 8082
Analysis Description: 8082 GCS PCB
Laboratory: Pace Analytical Services - Green Bay
Associated Lab Samples: 40227126001, 40227126002

METHOD BLANK: 2225417 Matrix: Solid
Associated Lab Samples: 40227126001, 40227126002

Parameter	Units	Blank Result	Reporting Limit	Analyzed	Qualifiers
PCB-1016 (Aroclor 1016)	ug/kg	<15.2	50.0	05/19/21 16:30	
PCB-1221 (Aroclor 1221)	ug/kg	<15.2	50.0	05/19/21 16:30	
PCB-1232 (Aroclor 1232)	ug/kg	<15.2	50.0	05/19/21 16:30	
PCB-1242 (Aroclor 1242)	ug/kg	<15.2	50.0	05/19/21 16:30	
PCB-1248 (Aroclor 1248)	ug/kg	<15.2	50.0	05/19/21 16:30	
PCB-1254 (Aroclor 1254)	ug/kg	<15.2	50.0	05/19/21 16:30	
PCB-1260 (Aroclor 1260)	ug/kg	<15.2	50.0	05/19/21 16:30	
Decachlorobiphenyl (S)	%	95	47-114	05/19/21 16:30	
Tetrachloro-m-xylene (S)	%	95	67-102	05/19/21 16:30	

LABORATORY CONTROL SAMPLE: 2225418

Parameter	Units	Spike Conc.	LCS Result	LCS % Rec	% Rec Limits	Qualifiers
PCB-1016 (Aroclor 1016)	ug/kg		<15.2			
PCB-1221 (Aroclor 1221)	ug/kg		<15.2			
PCB-1232 (Aroclor 1232)	ug/kg		<15.2			
PCB-1242 (Aroclor 1242)	ug/kg		<15.2			
PCB-1248 (Aroclor 1248)	ug/kg		<15.2			
PCB-1254 (Aroclor 1254)	ug/kg		<15.2			
PCB-1260 (Aroclor 1260)	ug/kg	500	471	94	69-115	
Decachlorobiphenyl (S)	%			96	47-114	
Tetrachloro-m-xylene (S)	%			95	67-102	

MATRIX SPIKE & MATRIX SPIKE DUPLICATE: 2225419 2225420

Parameter	Units	40227121001 Result	MS Spike Conc.	MSD Spike Conc.	MS Result	MSD Result	MS % Rec	MSD % Rec	% Rec Limits	RPD	Max RPD	Qual
PCB-1016 (Aroclor 1016)	ug/kg	<15.7			<15.7	<15.7					20	
PCB-1221 (Aroclor 1221)	ug/kg	<15.7			<15.7	<15.7					20	
PCB-1232 (Aroclor 1232)	ug/kg	<15.7			<15.7	<15.7					20	
PCB-1242 (Aroclor 1242)	ug/kg	<15.7			<15.7	<15.7					20	
PCB-1248 (Aroclor 1248)	ug/kg	<15.7			<15.7	<15.7					20	
PCB-1254 (Aroclor 1254)	ug/kg	<15.7			<15.7	<15.7					20	
PCB-1260 (Aroclor 1260)	ug/kg	<15.7	517	517	477	474	92	92	45-120	1	20	
Decachlorobiphenyl (S)	%						94	93	47-114			
Tetrachloro-m-xylene (S)	%						92	93	67-102			

Results presented on this page are in the units indicated by the "Units" column except where an alternate unit is presented to the right of the result.

REPORT OF LABORATORY ANALYSIS

This report shall not be reproduced, except in full,
without the written consent of Pace Analytical Services, LLC.

Pace Analytical Services, LLC
1241 Bellevue Street - Suite 9
Green Bay, WI 54302
(920)469-2436

QUALITY CONTROL DATA

Project: A211824 MKC STORM SEWER/RAINGA
Pace Project No.: 40227126

QC Batch: 385645
QC Batch Method: ASTM D2974-87
Analysis Method: ASTM D2974-87
Analysis Description: Dry Weight/Percent Moisture
Laboratory: Pace Analytical Services - Green Bay
Associated Lab Samples: 40227126001, 40227126002

SAMPLE DUPLICATE: 2225363

Parameter	Units	40227119001 Result	Dup Result	RPD	Max RPD	Qualifiers
Percent Moisture	%	4.6	4.7	1	10	

Results presented on this page are in the units indicated by the "Units" column except where an alternate unit is presented to the right of the result.

REPORT OF LABORATORY ANALYSIS

This report shall not be reproduced, except in full,
without the written consent of Pace Analytical Services, LLC.

Pace Analytical Services, LLC
1241 Bellevue Street - Suite 9
Green Bay, WI 54302
(920)469-2436

QUALIFIERS

Project: A211824 MKC STORM SEWER/RAINGA
Pace Project No.: 40227126

DEFINITIONS

DF - Dilution Factor, if reported, represents the factor applied to the reported data due to dilution of the sample aliquot.

ND - Not Detected at or above LOD.

J - Estimated concentration at or above the LOD and below the LOQ.

LOD - Limit of Detection adjusted for dilution factor, percent moisture, initial weight and final volume.

LOQ - Limit of Quantitation adjusted for dilution factor, percent moisture, initial weight and final volume.

S - Surrogate

1,2-Diphenylhydrazine decomposes to and cannot be separated from Azobenzene using Method 8270. The result for each analyte is a combined concentration.

Consistent with EPA guidelines, unrounded data are displayed and have been used to calculate % recovery and RPD values.

LCS(D) - Laboratory Control Sample (Duplicate)

MS(D) - Matrix Spike (Duplicate)

DUP - Sample Duplicate

RPD - Relative Percent Difference

NC - Not Calculable.

SG - Silica Gel - Clean-Up

U - Indicates the compound was analyzed for, but not detected at or above the adjusted LOD.

N-Nitrosodiphenylamine decomposes and cannot be separated from Diphenylamine using Method 8270. The result reported for each analyte is a combined concentration.

Pace Analytical is TNI accredited. Contact your Pace PM for the current list of accredited analytes.

TNI - The NELAC Institute.

ANALYTE QUALIFIERS

D3 Sample was diluted due to the presence of high levels of non-target analytes or other matrix interference.

This report shall not be reproduced, except in full,
without the written consent of Pace Analytical Services, LLC.

Pace Analytical Services, LLC
1241 Bellevue Street - Suite 9
Green Bay, WI 54302
(920)469-2436

QUALITY CONTROL DATA CROSS REFERENCE TABLE

Project: A211824 MKC STORM SEWER/RAINGA
Pace Project No.: 40227126

Lab ID	Sample ID	QC Batch Method	QC Batch	Analytical Method	Analytical Batch
40227126001	**050721-S**	EPA 3541	385654	EPA 8082	385676
40227126002	**MH-1A (050721)**	EPA 3541	385654	EPA 8082	385676
40227126001	**050721-S**	ASTM D2974-87	385645		
40227126002	**MH-1A (050721)**	ASTM D2974-87	385645		

This report shall not be reproduced, except in full,
without the written consent of Pace Analytical Services, LLC.

Pace Analytical®
ENVIRONMENTAL SCIENCES
MOBILE LAB SERVICES

SUBCONTRACT ORDER

Pace Analytical - Madison

A211824

40227126

SENDING LABORATORY:

Pace Analytical - Madison
2525 Advance Road
Madison, WI 53718
Phone: 608.221.8700
Fax: 608,221,4889
Project Manager: Jessica Esser

RECEIVING LABORATORY:

Pace Analytical
1241 Bellevue Street, Suite 9
Green Bay, WI 54302
Phone :(920) 469-2436
Fax: (920) 469-8827

Turn around Time: _____ Normal

Project Name: MKC Storm Sewer/Raingarden - Madison, WI _____ Rush

Analysis	Due	Expires	Laboratory ID	Comments
050721-S	**Lab ID: A211824-02** ~~Soil~~ Solid 05-17-21 **Sampled: 05/07/2021 08:20**		001	
8082 PCBs	05/21/2021 00:00	05/07/2022 08:20		report to MDL
Containers Supplied:				
MH-1A (050721)	**Lab ID: A211824-03** ~~Soil~~ Solid 05-17-21 **Sampled: 05/07/2021 08:35**		002	
8082 PCBs	05/21/2021 00:00	05/07/2022 08:35		report to MDL
Containers Supplied:				

Jessica Esser 05-17-21 1500
Released By Date Received By Date

CS Logistics 5/18/21 0810 Pace 5/18/21 0810
Released By Date Received By Date

Sample Preservation Receipt Form

Pace Analytical Services, LLC
1241 Bellevue Street, Suite 9
Green Bay, WI 54302

Client Name: Pace Madison Project # 40227126

All containers needing preservation have been checked and noted below: □Yes □No ☒N/A Initial when completed: Date/ Time:

Lab Lot# of pH paper: Lab Std #ID of preservation (if pH adjusted):

	Glass								Plastic					Vials						Jars				General							
Pace Lab #	AG1U	BG1U	AG1H	AG4S	AG4U	AG5U	AG2S	BG3U	BP1U	BP3U	BP3B	BP3N	BP3S	VG9A	DG9T	VG9U	VG9H	VG9M	VG9D	JGFU	JG9U	WGFU	WPFU	SP5T	ZPLC	GN	VOA Vials (>6mm) *	H2SO4 pH ≤2	NaOH+Zn Act pH ≥9	NaOH pH ≥12	HNO3 pH ≤2	pH after adjusted	Volume (mL)
001																				1												2.5 / 5 / 10
002																				1												**2.5 / 5 / 10**
003																																2.5 / 5 / 10
004																																**2.5 / 5 / 10**
005																																2.5 / 5 / 10
006																																**2.5 / 5 / 10**
007																																2.5 / 5 / 10
008																																**2.5 / 5 / 10**
009																																2.5 / 5 / 10
010																																**2.5 / 5 / 10**
011																																2.5 / 5 / 10
012																																**2.5 / 5 / 10**
013																																2.5 / 5 / 10
014																																**2.5 / 5 / 10**
015																																2.5 / 5 / 10
016																																**2.5 / 5 / 10**
017																								5/18/21								2.5 / 5 / 10
018																								SRK								**2.5 / 5 / 10**
019																																2.5 / 5 / 10
020																																**2.5 / 5 / 10**

Exceptions to preservation check: VOA, Coliform, TOC, TOX, TOH, O&G, WI DRO, Phenolics, Other:_____ Headspace in VOA Vials (>6mm) : □Yes □No ☒N/A ***If yes look in headspace column**

AG1U	1 liter amber glass
BG1U	1 liter clear glass
AG1H	1 liter amber glass HCL
AG4S	125 mL amber glass H2SO4
AG4U	120 mL amber glass unpres
AG5U	100 mL amber glass unpres
AG2S	500 mL amber glass H2SO4
BG3U	250 mL clear glass unpres

BP1U	1 liter plastic unpres
BP3U	250 mL plastic unpres
BP3B	250 mL plastic NaOH
BP3N	250 mL plastic HNO3
BP3S	250 mL plastic H2SO4

VG9A	40 mL clear ascorbic
DG9T	40 mL amber Na Thio
VG9U	40 mL clear vial unpres
VG9H	40 mL clear vial HCL
VG9M	40 mL clear vial MeOH
VG9D	40 mL clear vial DI

JGFU	4 oz amber jar unpres
JG9U	9 oz amber jar unpres
WGFU	4 oz clear jar unpres
WPFU	4 oz plastic jar unpres
SP5T	120 mL plastic Na Thiosulfate
ZPLC	ziploc bag
GN	

Pace Analytical® 1241 Bellevue Street, Green Bay, WI 54302	Document Name: Sample Condition Upon Receipt (SCUR)	Document Revised: 26Mar2020
	Document No.: ENV-FRM-GBAY-0014-Rev.00	Author: Pace Green Bay Quality Office

Sample Condition Upon Receipt Form (SCUR)

Project #:

WO# : 40227126

40227126

Client Name: Pace Madison

Courier: ☒ CS Logistics ☐ Fed Ex ☐ Speedee ☐ UPS ☐ Waltco ☐ Client ☐ Pace Other:

Tracking #:

Custody Seal on Cooler/Box Present: ☐ yes ☒ no Seals intact: ☐ yes ☐ no

Custody Seal on Samples Present: ☐ yes ☒ no Seals intact: ☐ yes ☐ no

Packing Material: ☐ Bubble Wrap ☒ Bubble Bags ☐ None ☐ Other

Thermometer Used SR - 98 **Type of Ice:** (Wet) Blue Dry None ☒ Samples on ice, cooling process has begun

Cooler Temperature Uncorr: 2-5 /Corr: 2-5

Temp Blank Present: ☒ yes ☐ no **Biological Tissue is Frozen:** ☐ yes ☐ no

Person examining contents:
Date: 5/18/21 /Initials: SRK

Labeled By Initials: AZS

Temp should be above freezing to 6°C.
Biota Samples may be received at ≤ 0°C if shipped on Dry Ice.

Chain of Custody Present:	☒Yes	☐No	☐N/A
Chain of Custody Filled Out:	☒Yes	☐No	☐N/A
Chain of Custody Relinquished:	☒Yes	☐No	☐N/A
Sampler Name & Signature on COC:	☐Yes	☐No	☒N/A
Samples Arrived within Hold Time:	☒Yes	☐No	
- VOA Samples frozen upon receipt	☐Yes	☐No	
Short Hold Time Analysis (<72hr):	☐Yes	☒No	
Rush Turn Around Time Requested:	☐Yes	☒No	
Sufficient Volume:			
For Analysis: ☒Yes ☐No MS/MSD:	☐Yes	☒No	☐N/A
Correct Containers Used:	☒Yes	☐No	
-Pace Containers Used:	☒Yes	☒No	☐N/A
-Pace IR Containers Used:	☐Yes	☐No	☒N/A
Containers Intact:	☒Yes	☐No	
Filtered volume received for Dissolved tests	☐Yes	☐No	☒N/A
Sample Labels match COC:	☒Yes	☐No	☐N/A
-Includes date/time/ID/Analysis Matrix: S			
Trip Blank Present:	☐Yes	☐No	☒N/A
Trip Blank Custody Seals Present	☐Yes	☐No	☒N/A
Pace Trip Blank Lot # (if purchased):			

1.
2.
3.
4. IRWD 5/18/21 SRK
5. Date/Time:
6.
7.
8.
9.
10.
11.
12.
13.

Client Notification/ Resolution: If checked, see attached form for additional comments ☐

Person Contacted: Date/Time:

Comments/ Resolution:

PM Review is documented electronically in LIMs. By releasing the project, the PM acknowledges they have reviewed the sample logir

Pace Analytical®
ENVIRONMENTAL SCIENCES
MOBILE LAB SERVICES

2525 Advance Road
Madison, WI 53718
608.221.8700 Phone
608.221.4889 Fax

October 29, 2021

Andrew Stehn
TRC Environmental Corporation, Inc.
708 Heartland Trail, Ste 3000
Madison, WI 53717

RE: MKC Storm Sewer/Raingarden - Madison, WI

Enclosed are the analytical results for the samples received by the laboratory on 10/15/2021.

The results in this report apply to the samples analyzed in accordance with the chain of custody document. These results are in compliance with the 2009 NELAC Standards and the appropriate agencies listed below, unless otherwise noted in the case narrative. This analytical report should be reproduced in its entirety.

If you have any questions concerning this report, please feel free to contact me.

Sincerely,

Jessica Esser
Project Manager

Certification List			Expires
DODELAP	DOD ELAP Accreditation (A2LA)	3269.01	03/31/2022
ILEPA	Illinois Secondary NELAP Accreditation	004366	04/30/2022
KDHE	Kansas Secondary NELAP Accreditation	E-10384	04/30/2022
LELAP	Louisiana Primary NELAP Accreditation	04165	06/30/2022
NJDEP	New Jersey Secondary NELAP Accreditation	WI004	06/30/2022
NYDOH	New York Department of Health	12110	04/01/2022
TCEQ	Texas Secondary NELAP Accreditation	T104704504-20-11	11/30/2021
WDNR	Wisconsin Certification under NR 149	113289110	08/31/2022

Pace Analytical®
ENVIRONMENTAL SCIENCES
MOBILE LAB SERVICES

2525 Advance Road
Madison, WI 53718
608.221.8700 Phone
608.221.4889 Fax

TRC Environmental Corporation, Inc.	Project: MKC Storm Sewer/Raingarden - Madison, WI
708 Heartland Trail, Ste 3000	Project Number: 419610 Ph 3 Tsk 2
Madison WI, 53717	Project Manager: Andrew Stehn

ANALYTICAL REPORT FOR SAMPLES

Sample ID	Laboratory ID	Matrix	Date Sampled	Date Received
101521-W	A214139-01	Water	10/15/2021	10/15/2021
101521-S	A214139-02	Solid	10/15/2021	10/15/2021
MH-1A-101521	A214139-03	Solid	10/15/2021	10/15/2021

CASE NARRATIVE

Sample Receipt Information:
Three samples were received on 10/15/2021. Samples were received in acceptable condition.

Please see the chain of custody (COC) document at the end of this report for additional information.

Pace Analytical®
ENVIRONMENTAL SCIENCES
MOBILE LAB SERVICES

2525 Advance Road
Madison, WI 53718
608.221.8700 Phone
608.221.4889 Fax

TRC Environmental Corporation, Inc.	Project: MKC Storm Sewer/Raingarden - Madison, WI
708 Heartland Trail, Ste 3000	Project Number: 419610 Ph 3 Tsk 2
Madison WI, 53717	Project Manager: Andrew Stehn

101521-W

A214139-01 (Water)

Date Sampled
10/15/2021 10:45

Pace Analytical - Madison

Polychlorinated Biphenyls by EPA Method 8082 — **Preparation Batch: A110156**

Analyte	Result	Limit of Detection	Limit of Quantitation	Units	Dilution	Prepared	Analyzed	Method	Qualifiers
PCB-1016	ND	0.0072	0.13	ug/L	1	10/20/2021	10/22/2021 00:56	EPA 8082A	
PCB-1221	ND	0.026	0.25	ug/L	1	10/20/2021	10/22/2021 00:56	EPA 8082A	
PCB-1232	ND	0.0042	0.13	ug/L	1	10/20/2021	10/22/2021 00:56	EPA 8082A	
PCB-1242	ND	0.013	0.13	ug/L	1	10/20/2021	10/22/2021 00:56	EPA 8082A	
PCB-1248	ND	0.011	0.13	ug/L	1	10/20/2021	10/22/2021 00:56	EPA 8082A	
PCB-1254	ND	0.010	0.13	ug/L	1	10/20/2021	10/22/2021 00:56	EPA 8082A	
PCB-1260	ND	0.012	0.13	ug/L	1	10/20/2021	10/22/2021 00:56	EPA 8082A	
Total PCBs	ND	0.026	0.25	ug/L	1	10/20/2021	10/22/2021 00:56	EPA 8082A	
Surrogate: Tetrachloro-meta-xylene			*86.5 %*	*60.7-128*		*10/20/2021*	*10/22/2021 00:56*	*EPA 8082A*	
Surrogate: Decachlorobiphenyl			*78.2 %*	*57.1-151*		*10/20/2021*	*10/22/2021 00:56*	*EPA 8082A*	

Pace Analytical®
ENVIRONMENTAL SCIENCES
MOBILE LAB SERVICES

2525 Advance Road
Madison, WI 53718
608.221.8700 Phone
608.221.4889 Fax

TRC Environmental Corporation, Inc.	Project: MKC Storm Sewer/Raingarden - Madison, WI
708 Heartland Trail, Ste 3000	Project Number: 419610 Ph 3 Tsk 2
Madison WI, 53717	Project Manager: Andrew Stehn

101521-S

A214139-02 (Solid)

Date Sampled
10/15/2021 10:55

Pace Analytical - Madison

Analyte	Result	Limit of Detection	Limit of Quantitation	Units	Dilution	Prepared	Analyzed	Method	Qualifiers
Polychlorinated Biphenyls by EPA Method 8082							**Preparation Batch: A110152**		
PCB-1016	ND	0.0063	0.14	mg/kg dry	1	10/19/2021	10/20/2021 14:50	EPA 8082A	
PCB-1221	ND	0.0090	0.14	mg/kg dry	1	10/19/2021	10/20/2021 14:50	EPA 8082A	
PCB-1232	ND	0.0060	0.14	mg/kg dry	1	10/19/2021	10/20/2021 14:50	EPA 8082A	
PCB-1242	ND	0.012	0.14	mg/kg dry	1	10/19/2021	10/20/2021 14:50	EPA 8082A	
PCB-1248	**0.50**	0.012	0.14	mg/kg dry	1	10/19/2021	10/20/2021 14:50	EPA 8082A	
PCB-1254	ND	0.010	0.14	mg/kg dry	1	10/19/2021	10/20/2021 14:50	EPA 8082A	
PCB-1260	ND	0.0097	0.14	mg/kg dry	1	10/19/2021	10/20/2021 14:50	EPA 8082A	
Total PCBs	**0.50**	0.012	0.14	mg/kg dry	1	10/19/2021	10/20/2021 14:50	EPA 8082A	
Surrogate: Tetrachloro-meta-xylene			*95.4 %*	*56.3-129*		*10/19/2021*	*10/20/2021 14:50*	*EPA 8082A*	
Surrogate: Decachlorobiphenyl			*111 %*	*49.5-133*		*10/19/2021*	*10/20/2021 14:50*	*EPA 8082A*	
Classical Chemistry Parameters							**Preparation Batch: A110154**		
% Solids	**73.3**		0.00	% by Weight	1	10/19/2021	10/20/2021 09:50	ASTM D2974-87	

Pace Analytical®
ENVIRONMENTAL SCIENCES
MOBILE LAB SERVICES

2525 Advance Road
Madison, WI 53718
608.221.8700 Phone
608.221.4889 Fax

TRC Environmental Corporation, Inc.
708 Heartland Trail, Ste 3000
Madison WI, 53717

Project: MKC Storm Sewer/Raingarden - Madison, WI
Project Number: 419610 Ph 3 Tsk 2
Project Manager: Andrew Stehn

MH-1A-101521

A214139-03 (Solid)

Date Sampled
10/15/2021 11:15

Pace Analytical - Madison

Analyte	Result	Limit of Detection	Limit of Quantitation	Units	Dilution	Prepared	Analyzed	Method	Qualifiers
Polychlorinated Biphenyls by EPA Method 8082							**Preparation Batch: A110152**		
PCB-1016	ND	0.0060	0.13	mg/kg dry	1	10/19/2021	10/20/2021 15:16	EPA 8082A	
PCB-1221	ND	0.0086	0.13	mg/kg dry	1	10/19/2021	10/20/2021 15:16	EPA 8082A	
PCB-1232	ND	0.0057	0.13	mg/kg dry	1	10/19/2021	10/20/2021 15:16	EPA 8082A	
PCB-1242	ND	0.012	0.13	mg/kg dry	1	10/19/2021	10/20/2021 15:16	EPA 8082A	
PCB-1248	**0.15**	0.011	0.13	mg/kg dry	1	10/19/2021	10/20/2021 15:16	EPA 8082A	
PCB-1254	ND	0.0095	0.13	mg/kg dry	1	10/19/2021	10/20/2021 15:16	EPA 8082A	
PCB-1260	ND	0.0092	0.13	mg/kg dry	1	10/19/2021	10/20/2021 15:16	EPA 8082A	
Total PCBs	**0.15**	0.012	0.13	mg/kg dry	1	10/19/2021	10/20/2021 15:16	EPA 8082A	
Surrogate: Tetrachloro-meta-xylene			*98.3 %*	*56.3-129*		*10/19/2021*	*10/20/2021 15:16*	*EPA 8082A*	
Surrogate: Decachlorobiphenyl			*91.5 %*	*49.5-133*		*10/19/2021*	*10/20/2021 15:16*	*EPA 8082A*	
Classical Chemistry Parameters							**Preparation Batch: A110154**		
% Solids	**76.3**		0.00	% by Weight	1	10/19/2021	10/20/2021 09:50	ASTM D2974-87	

Pace Analytical®
ENVIRONMENTAL SCIENCES
MOBILE LAB SERVICES

2525 Advance Road
Madison, WI 53718
608.221.8700 Phone
608.221.4889 Fax

TRC Environmental Corporation, Inc.
708 Heartland Trail, Ste 3000
Madison WI, 53717

Project: MKC Storm Sewer/Raingarden - Madison, WI
Project Number: 419610 Ph 3 Tsk 2
Project Manager: Andrew Stehn

Polychlorinated Biphenyls by EPA Method 8082 - Quality Control

Pace Analytical - Madison

Analyte	Result	Limit of Quantitation	Units	Spike Level	Source Result	%REC	%REC Limits	RPD	RPD Limit	Notes
Batch A110152 - EPA 3570										
Blank (A110152-BLK1)				Prepared: 10/19/2021 Analyzed: 10/20/2021 13:58						
PCB-1016	ND	0.10	mg/kg wet							
PCB-1221	ND	0.10	mg/kg wet							
PCB-1232	ND	0.10	mg/kg wet							
PCB-1242	ND	0.10	mg/kg wet							
PCB-1248	ND	0.10	mg/kg wet							
PCB-1254	ND	0.10	mg/kg wet							
PCB-1260	ND	0.10	mg/kg wet							
Total PCBs	ND	0.10	mg/kg wet							
Surrogate: Tetrachloro-meta-xylene	*0.236*		*mg/kg wet*	*0.2400*		*98.4*	*56.3-129*			
Surrogate: Decachlorobiphenyl	*0.218*		*mg/kg wet*	*0.2400*		*90.8*	*49.5-133*			
LCS (A110152-BS1)				Prepared: 10/19/2021 Analyzed: 10/20/2021 14:24						
PCB-1254	1.73	0.10	mg/kg wet	2.000		86.6	73.7-116			
Surrogate: Tetrachloro-meta-xylene	*0.227*		*mg/kg wet*	*0.2400*		*94.7*	*56.3-129*			
Surrogate: Decachlorobiphenyl	*0.206*		*mg/kg wet*	*0.2400*		*85.9*	*49.5-133*			
Matrix Spike (A110152-MS1)	**Source: A214139-03**			Prepared: 10/19/2021 Analyzed: 10/20/2021 15:42						
PCB-1254	2.19	0.13	mg/kg dry	2.612	ND	83.7	69.9-133			
Surrogate: Tetrachloro-meta-xylene	*0.299*		*mg/kg dry*	*0.3134*		*95.4*	*56.3-129*			
Surrogate: Decachlorobiphenyl	*0.257*		*mg/kg dry*	*0.3134*		*81.9*	*49.5-133*			
Matrix Spike Dup (A110152-MSD1)	**Source: A214139-03**			Prepared: 10/19/2021 Analyzed: 10/20/2021 16:09						
PCB-1254	2.29	0.13	mg/kg dry	2.601	ND	88.2	69.9-133	4.80	20	
Surrogate: Tetrachloro-meta-xylene	*0.303*		*mg/kg dry*	*0.3122*		*96.9*	*56.3-129*			
Surrogate: Decachlorobiphenyl	*0.260*		*mg/kg dry*	*0.3122*		*83.4*	*49.5-133*			
Batch A110156 - EPA 3511										
Blank (A110156-BLK1)				Prepared: 10/20/2021 Analyzed: 10/21/2021 22:45						
PCB-1016	ND	0.13	ug/L							
PCB-1221	ND	0.25	ug/L							
PCB-1232	ND	0.13	ug/L							
PCB-1242	ND	0.13	ug/L							
PCB-1248	ND	0.13	ug/L							
PCB-1254	ND	0.13	ug/L							
PCB-1260	ND	0.13	ug/L							
Total PCBs	ND	0.25	ug/L							
Surrogate: Tetrachloro-meta-xylene	*0.807*		*ug/L*	*0.7500*		*108*	*60.7-128*			
Surrogate: Decachlorobiphenyl	*0.940*		*ug/L*	*0.7500*		*125*	*57.1-151*			

Pace Analytical®
ENVIRONMENTAL SCIENCES
MOBILE LAB SERVICES

2525 Advance Road
Madison, WI 53718
608.221.8700 Phone
608.221.4889 Fax

TRC Environmental Corporation, Inc.
708 Heartland Trail, Ste 3000
Madison WI, 53717

Project: MKC Storm Sewer/Raingarden - Madison, WI
Project Number: 419610 Ph 3 Tsk 2
Project Manager: Andrew Stehn

Polychlorinated Biphenyls by EPA Method 8082 - Quality Control

Pace Analytical - Madison

Analyte	Result	Limit of Quantitation	Units	Spike Level	Source Result	%REC	%REC Limits	RPD	RPD Limit	Notes
Batch A110156 - EPA 3511										
LCS (A110156-BS1)				Prepared: 10/20/2021 Analyzed: 10/21/2021 23:11						
PCB-1254	14.3	0.12	ug/L	12.47		115	70-130			
Surrogate: Tetrachloro-meta-xylene	*0.738*		*ug/L*	*0.7481*		*98.6*	*60.7-128*			
Surrogate: Decachlorobiphenyl	*0.820*		*ug/L*	*0.7481*		*110*	*57.1-151*			
Matrix Spike (A110156-MS1)	**Source: A214209-11**			Prepared: 10/20/2021 Analyzed: 10/22/2021 07:03						
PCB-1254	13.2	0.12	ug/L	12.44	ND	106	60-140			
Surrogate: Tetrachloro-meta-xylene	*0.702*		*ug/L*	*0.7463*		*94.1*	*60.7-128*			
Surrogate: Decachlorobiphenyl	*0.808*		*ug/L*	*0.7463*		*108*	*57.1-151*			
Matrix Spike Dup (A110156-MSD1)	**Source: A214209-11**			Prepared: 10/20/2021 Analyzed: 10/22/2021 07:29						
PCB-1254	14.1	0.12	ug/L	12.35	ND	114	60-140	6.49	20	
Surrogate: Tetrachloro-meta-xylene	*0.727*		*ug/L*	*0.7407*		*98.2*	*60.7-128*			
Surrogate: Decachlorobiphenyl	*0.838*		*ug/L*	*0.7407*		*113*	*57.1-151*			

Pace Analytical®
ENVIRONMENTAL SCIENCES
MOBILE LAB SERVICES

2525 Advance Road
Madison, WI 53718
608.221.8700 Phone
608.221.4889 Fax

TRC Environmental Corporation, Inc.	Project: MKC Storm Sewer/Raingarden - Madison, WI
708 Heartland Trail, Ste 3000	Project Number: 419610 Ph 3 Tsk 2
Madison WI, 53717	Project Manager: Andrew Stehn

Classical Chemistry Parameters - Quality Control

Pace Analytical - Madison

Analyte	Result	Limit of Quantitation	Units	Spike Level	Source Result	%REC	%REC Limits	RPD	RPD Limit	Notes
Batch A110154 - % Solids										
Duplicate (A110154-DUP1)	**Source: A214202-01**		Prepared: 10/19/2021 Analyzed: 10/20/2021 09:50							
% Solids	76.0	0.00	% by Weight		76.1			0.0973	20	

Pace Analytical®
ENVIRONMENTAL SCIENCES
MOBILE LAB SERVICES

2525 Advance Road
Madison, WI 53718
608.221.8700 Phone
608.221.4889 Fax

TRC Environmental Corporation, Inc.	Project: MKC Storm Sewer/Raingarden - Madison, WI
708 Heartland Trail, Ste 3000	Project Number: 419610 Ph 3 Tsk 2
Madison WI, 53717	Project Manager: Andrew Stehn

Notes and Definitions

ND	Analyte NOT DETECTED at or above the reporting limit or limit of detection (if listed).
NR	Not Reported
dry	Sample results reported on a dry weight basis. Detection limits (if listed) and reporting limits have been adjusted for the solids content. If the word 'dry' does not appear after the units, results are reported on an as-is basis.
RPD	Relative Percent Difference

Detection limits (if listed) and reporting limits have been adjusted for dilutions, if reported.

Pace Analytical®

CHAIN-OF-CUSTODY Analytical Request Document

Chain-of-Custody is a LEGAL DOCUMENT - Complete all relevent fields

LAB USE ONLY- Affix Workorder/Login Label Here or List Pace Workorder Number or MTJL Log-in Number Here

A214139

ALL SHADED AREAS are for LAB USE ONLY

Company: TRC	Billing Information: PO 162342
Address: 708 Heartland Trail Suite 3000, Madison, WI	
Report To: Andrew Stehn	Email To: astehn@trcompanies.com
Copy To:	Site Collection Info/Address: MKC
Customer Project Name/Number: MKC - Rain Garden Ph 3 TSK 2 419610	State: WI / County/City: Dane Madison / Time Zone Collected: [ ] PT [ ] MT [ ] CT [ ] ET
Phone: Email: 608-807-8112	Site/Facility ID #: / Compliance Monitoring? [ ] Yes [ ] No
Collected By (print): Andrew Stehn	Purchase Order #: / Quote #: / DW PWS ID #: / DW Location Code:
Collected By (signature): [signature]	Turnaround Date Required: Standard / Immediately Packed on Ice: [X] Yes [ ] No
Sample Disposal: [ ] Dispose as appropriate [ ] Return [ ] Archive: ____ [ ] Hold: ____	Rush: [ ] Same Day [ ] Next Day [ ] 2 Day [ ] 3 Day [ ] 4 Day [ ] 5 Day (Expedite Charges Apply) / Field Filtered (if applicable): [ ] Yes [X] No / Analysis: ____

Container Preservative Type **

Lab Project Manager:

** Preservative Types: (1) nitric acid, (2) sulfuric acid, (3) hydrochloric acid, (4) sodium hydroxide, (5) zinc acetate, (6) methanol, (7) sodium bisulfate, (8) sodium thiosulfate, (9) hexane, (A) ascorbic acid, (B) ammonium sulfate, (C) ammonium hydroxide, (D) TSP, (U) Unpreserved, (O) Other ____

Analyses

Lab Profile/Line:

Lab Sample Receipt Checklist:

Custody Seals Present/Intact	Y	N	NA
Custody Signatures Present	Y	N	NA
Collector Signature Present	Y	N	NA
Bottles Intact	Y	N	NA
Correct Bottles	Y	N	NA
Sufficient Volume	Y	N	NA
Samples Received on Ice	Y	N	NA
VOA - Headspace Acceptable	Y	N	NA
USDA Regulated Soils	Y	N	NA
Samples in Holding Time	Y	N	NA
Residual Chlorine Present	Y	N	NA
Cl Strips: ____			
Sample pH Acceptable	Y	N	NA
pH Strips: ____			
Sulfide Present	Y	N	NA
Lead Acetate Strips: ____			

LAB USE ONLY:
Lab Sample # / Comments:

* Matrix Codes (Insert in Matrix box below): Drinking Water (DW), Ground Water (GW), Wastewater (WW), Product (P), Soil/Solid (SL), Oil (OL), Wipe (WP), Air (AR), Tissue (TS), Bioassay (B), Vapor (V), Other (OT)

Customer Sample ID	Matrix *	Comp / Grab	Collected (or Composite Start) Date	Collected (or Composite Start) Time	Composite End Date	Composite End Time	Res Cl	# of Ctns	PCBs	Lab Sample # / Comments
101521-W	OT	Grab	101521	1045					X	01
101521-S	~~OT~~ SL	↓	↓	1055					X	02
MH-1A-101521	SL	↓	↓	1115					X	03

Customer Remarks / Special Conditions / Possible Hazards:

OT = Surface/Strom water Sample.

Type of Ice Used: Wet Blue Dry None

Packing Material Used:

Radchem sample(s) screened (<500 cpm): Y N NA

SHORT HOLDS PRESENT (<72 hours): Y N N/A

Lab Tracking #: 2659500

Samples received via: FEDEX UPS Client Courier Pace Courier

Lab Sample Temperature Info:
Temp Blank Received: Y N NA
Therm ID#: 160142274 Exp 12-17-01
Cooler 1 Temp Upon Receipt: 4.1 oC
Cooler 1 Therm Corr. Factor: — oC
Cooler 1 Corrected Temp: 4.1 oC
Comments:

Relinquished by/Company: (Signature)	Date/Time:	Received by/Company: (Signature)	Date/Time:
[signature] / TRC	10/15/21 1145	[signature]	10-15-21 1300
Relinquished by/Company: (Signature)	Date/Time:	Received by/Company: (Signature)	Date/Time:
Relinquished by/Company: (Signature)	Date/Time:	Received by/Company: (Signature)	Date/Time:

MTJL LAB USE ONLY
Table #:
Acctnum:
Template:
Prelogin:
PM:
PB:

Trip Blank Received: Y N NA
HCL MeOH TSP Other

Non Conformance(s): YES / NO

Page: ____ of: ____

Pace Analytical Services, LLC
1241 Bellevue Street - Suite 9
Green Bay, WI 54302
(920)469-2436

June 07, 2021

Andrew Stehn
TRC Madison
708 Heartland Trail
Madison, WI 53717

RE: Project: 419610 PH3 TASK2 MKC RAIN GARD
Pace Project No.: 40227867

Dear Andrew Stehn:

Enclosed are the analytical results for sample(s) received by the laboratory on June 03, 2021. The results relate only to the samples included in this report. Results reported herein conform to the applicable TNI/NELAC Standards and the laboratory's Quality Manual, where applicable, unless otherwise noted in the body of the report.

The test results provided in this final report were generated by each of the following laboratories within the Pace Network:

- Pace Analytical Services - Green Bay

If you have any questions concerning this report, please feel free to contact me.

Sincerely,

Tod Noltemeyer

Tod Noltemeyer
tod.noltemeyer@pacelabs.com
(920)469-2436
Project Manager

Enclosures

cc: Wes Braga, TRC
Peggy Popp, TRC - Madison
Ben Wachholz, TRC Madison

This report shall not be reproduced, except in full,
without the written consent of Pace Analytical Services, LLC.

Pace Analytical Services, LLC
1241 Bellevue Street - Suite 9
Green Bay, WI 54302
(920)469-2436

CERTIFICATIONS

Project: 419610 PH3 TASK2 MKC RAIN GARD
Pace Project No.: 40227867

Pace Analytical Services Green Bay
1241 Bellevue Street, Green Bay, WI 54302
Florida/NELAP Certification #: E87948
Illinois Certification #: 200050
Kentucky UST Certification #: 82
Louisiana Certification #: 04168
Minnesota Certification #: 055-999-334
New York Certification #: 12064
North Dakota Certification #: R-150
Virginia VELAP ID: 460263
South Carolina Certification #: 83006001
Texas Certification #: T104704529-14-1
Wisconsin Certification #: 405132750
Wisconsin DATCP Certification #: 105-444
USDA Soil Permit #: P330-16-00157
Federal Fish & Wildlife Permit #: LE51774A-0

REPORT OF LABORATORY ANALYSIS

This report shall not be reproduced, except in full,
without the written consent of Pace Analytical Services, LLC.

Pace Analytical Services, LLC
1241 Bellevue Street - Suite 9
Green Bay, WI 54302
(920)469-2436

SAMPLE SUMMARY

Project: 419610 PH3 TASK2 MKC RAIN GARD
Pace Project No.: 40227867

Lab ID	Sample ID	Matrix	Date Collected	Date Received
40227867001	**OUTFALL (060221)**	Solid	06/02/21 11:00	06/03/21 08:25
40227867002	**RG-1 (060221)**	Solid	06/02/21 11:05	06/03/21 08:25
40227867003	**RG-2 (060221)**	Solid	06/02/21 11:08	06/03/21 08:25

REPORT OF LABORATORY ANALYSIS

This report shall not be reproduced, except in full,
without the written consent of Pace Analytical Services, LLC.

Pace Analytical Services, LLC
1241 Bellevue Street - Suite 9
Green Bay, WI 54302
(920)469-2436

SAMPLE ANALYTE COUNT

Project: 419610 PH3 TASK2 MKC RAIN GARD
Pace Project No.: 40227867

Lab ID	Sample ID	Method	Analysts	Analytes Reported
40227867001	**OUTFALL (060221)**	EPA 8082A	BLM	10
		ASTM D2974-87	MMX	1
40227867002	**RG-1 (060221)**	EPA 8082A	BLM	10
		ASTM D2974-87	MMX	1
40227867003	**RG-2 (060221)**	EPA 8082A	BLM	10
		ASTM D2974-87	MMX	1

PASI-G = Pace Analytical Services - Green Bay

This report shall not be reproduced, except in full,
without the written consent of Pace Analytical Services, LLC.

Pace Analytical Services, LLC
1241 Bellevue Street - Suite 9
Green Bay, WI 54302
(920)469-2436

SUMMARY OF DETECTION

Project: 419610 PH3 TASK2 MKC RAIN GARD
Pace Project No.: 40227867

Lab Sample ID / Method	Client Sample ID / Parameters	Result	Units	Report Limit	Analyzed	Qualifiers
40227867001	**OUTFALL (060221)**					
EPA 8082A	PCB-1242 (Aroclor 1242)	256J	ug/kg	720	06/07/21 11:13	
EPA 8082A	PCB, Total	256J	ug/kg	720	06/07/21 11:13	
ASTM D2974-87	Percent Moisture	30.4	%	0.10	06/03/21 15:36	
40227867002	**RG-1 (060221)**					
EPA 8082A	PCB-1242 (Aroclor 1242)	440J	ug/kg	647	06/07/21 11:57	
EPA 8082A	PCB, Total	440J	ug/kg	647	06/07/21 11:57	
ASTM D2974-87	Percent Moisture	22.8	%	0.10	06/03/21 15:36	
40227867003	**RG-2 (060221)**					
ASTM D2974-87	Percent Moisture	33.5	%	0.10	06/03/21 15:36	

This report shall not be reproduced, except in full,
without the written consent of Pace Analytical Services, LLC.

Pace Analytical Services, LLC
1241 Bellevue Street - Suite 9
Green Bay, WI 54302
(920)469-2436

PROJECT NARRATIVE

Project: 419610 PH3 TASK2 MKC RAIN GARD
Pace Project No.: 40227867

Method: **EPA 8082A**
Description: 8082A GCS PCB
Client: TRC - MADISON
Date: June 07, 2021

General Information:
3 samples were analyzed for EPA 8082A by Pace Analytical Services Green Bay. All samples were received in acceptable condition with any exceptions noted below or on the chain-of custody and/or the sample condition upon receipt form (SCUR) attached at the end of this report.

Hold Time:
The samples were analyzed within the method required hold times with any exceptions noted below.

Sample Preparation:
The samples were prepared in accordance with EPA 3541 with any exceptions noted below.

Initial Calibrations (including MS Tune as applicable):
All criteria were within method requirements with any exceptions noted below.

Continuing Calibration:
All criteria were within method requirements with any exceptions noted below.

Surrogates:
All surrogates were within QC limits with any exceptions noted below.

Method Blank:
All analytes were below the report limit in the method blank, where applicable, with any exceptions noted below.

Laboratory Control Spike:
All laboratory control spike compounds were within QC limits with any exceptions noted below.

Matrix Spikes:
All percent recoveries and relative percent differences (RPDs) were within acceptance criteria with any exceptions noted below.

Additional Comments:

Analyte Comments:

QC Batch: 387086

D3: Sample was diluted due to the presence of high levels of non-target analytes or other matrix interference.

- MS (Lab ID: 2232965)
  - PCB-1016 (Aroclor 1016)
- MSD (Lab ID: 2232966)
  - PCB-1016 (Aroclor 1016)
- OUTFALL (060221) (Lab ID: 40227867001)
  - PCB-1016 (Aroclor 1016)
- RG-1 (060221) (Lab ID: 40227867002)
  - PCB-1016 (Aroclor 1016)
- RG-2 (060221) (Lab ID: 40227867003)
  - PCB-1016 (Aroclor 1016)

This report shall not be reproduced, except in full,
without the written consent of Pace Analytical Services, LLC.

Pace Analytical Services, LLC
1241 Bellevue Street - Suite 9
Green Bay, WI 54302
(920)469-2436

PROJECT NARRATIVE

Project: 419610 PH3 TASK2 MKC RAIN GARD
Pace Project No.: 40227867

Method: **EPA 8082A**
Description: 8082A GCS PCB
Client: TRC - MADISON
Date: June 07, 2021

This data package has been reviewed for quality and completeness and is approved for release.

This report shall not be reproduced, except in full,
without the written consent of Pace Analytical Services, LLC.

Pace Analytical Services, LLC
1241 Bellevue Street - Suite 9
Green Bay, WI 54302
(920)469-2436

ANALYTICAL RESULTS

Project: 419610 PH3 TASK2 MKC RAIN GARD
Pace Project No.: 40227867

Sample: OUTFALL (060221) **Lab ID: 40227867001** Collected: 06/02/21 11:00 Received: 06/03/21 08:25 Matrix: Solid

Results reported on a "dry weight" basis and are adjusted for percent moisture, sample size and any dilutions.

Parameters	Results	Units	LOQ	LOD	DF	Prepared	Analyzed	CAS No.	Qual
8082A GCS PCB	Analytical Method: EPA 8082A Preparation Method: EPA 3541 Pace Analytical Services - Green Bay								
PCB-1016 (Aroclor 1016)	**<219**	ug/kg	720	219	10	06/03/21 13:40	06/07/21 11:13	12674-11-2	D3
PCB-1221 (Aroclor 1221)	**<219**	ug/kg	720	219	10	06/03/21 13:40	06/07/21 11:13	11104-28-2	
PCB-1232 (Aroclor 1232)	**<219**	ug/kg	720	219	10	06/03/21 13:40	06/07/21 11:13	11141-16-5	
PCB-1242 (Aroclor 1242)	**256J**	ug/kg	720	219	10	06/03/21 13:40	06/07/21 11:13	53469-21-9	
PCB-1248 (Aroclor 1248)	**<219**	ug/kg	720	219	10	06/03/21 13:40	06/07/21 11:13	12672-29-6	
PCB-1254 (Aroclor 1254)	**<219**	ug/kg	720	219	10	06/03/21 13:40	06/07/21 11:13	11097-69-1	
PCB-1260 (Aroclor 1260)	**<219**	ug/kg	720	219	10	06/03/21 13:40	06/07/21 11:13	11096-82-5	
PCB, Total	**256J**	ug/kg	720	219	10	06/03/21 13:40	06/07/21 11:13	1336-36-3	
Surrogates									
Tetrachloro-m-xylene (S)	86	%	67-102		10	06/03/21 13:40	06/07/21 11:13	877-09-8	
Decachlorobiphenyl (S)	74	%	47-114		10	06/03/21 13:40	06/07/21 11:13	2051-24-3	
Percent Moisture	Analytical Method: ASTM D2974-87 Pace Analytical Services - Green Bay								
Percent Moisture	**30.4**	%	0.10	0.10	1		06/03/21 15:36		

REPORT OF LABORATORY ANALYSIS

This report shall not be reproduced, except in full,
without the written consent of Pace Analytical Services, LLC.

Pace Analytical Services, LLC
1241 Bellevue Street - Suite 9
Green Bay, WI 54302
(920)469-2436

ANALYTICAL RESULTS

Project: 419610 PH3 TASK2 MKC RAIN GARD
Pace Project No.: 40227867

Sample: RG-1 (060221) **Lab ID: 40227867002** Collected: 06/02/21 11:05 Received: 06/03/21 08:25 Matrix: Solid

Results reported on a "dry weight" basis and are adjusted for percent moisture, sample size and any dilutions.

Parameters	Results	Units	LOQ	LOD	DF	Prepared	Analyzed	CAS No.	Qual
8082A GCS PCB	Analytical Method: EPA 8082A Preparation Method: EPA 3541 Pace Analytical Services - Green Bay								
PCB-1016 (Aroclor 1016)	**<197**	ug/kg	647	197	10	06/03/21 13:40	06/07/21 11:57	12674-11-2	D3
PCB-1221 (Aroclor 1221)	**<197**	ug/kg	647	197	10	06/03/21 13:40	06/07/21 11:57	11104-28-2	
PCB-1232 (Aroclor 1232)	**<197**	ug/kg	647	197	10	06/03/21 13:40	06/07/21 11:57	11141-16-5	
PCB-1242 (Aroclor 1242)	**440J**	ug/kg	647	197	10	06/03/21 13:40	06/07/21 11:57	53469-21-9	
PCB-1248 (Aroclor 1248)	**<197**	ug/kg	647	197	10	06/03/21 13:40	06/07/21 11:57	12672-29-6	
PCB-1254 (Aroclor 1254)	**<197**	ug/kg	647	197	10	06/03/21 13:40	06/07/21 11:57	11097-69-1	
PCB-1260 (Aroclor 1260)	**<197**	ug/kg	647	197	10	06/03/21 13:40	06/07/21 11:57	11096-82-5	
PCB, Total	**440J**	ug/kg	647	197	10	06/03/21 13:40	06/07/21 11:57	1336-36-3	
Surrogates									
Tetrachloro-m-xylene (S)	78	%	67-102		10	06/03/21 13:40	06/07/21 11:57	877-09-8	
Decachlorobiphenyl (S)	68	%	47-114		10	06/03/21 13:40	06/07/21 11:57	2051-24-3	
Percent Moisture	Analytical Method: ASTM D2974-87 Pace Analytical Services - Green Bay								
Percent Moisture	**22.8**	%	0.10	0.10	1		06/03/21 15:36		

REPORT OF LABORATORY ANALYSIS

This report shall not be reproduced, except in full,
without the written consent of Pace Analytical Services, LLC.

Pace Analytical Services, LLC
1241 Bellevue Street - Suite 9
Green Bay, WI 54302
(920)469-2436

ANALYTICAL RESULTS

Project: 419610 PH3 TASK2 MKC RAIN GARD
Pace Project No.: 40227867

Sample: RG-2 (060221) **Lab ID: 40227867003** Collected: 06/02/21 11:08 Received: 06/03/21 08:25 Matrix: Solid

Results reported on a "dry weight" basis and are adjusted for percent moisture, sample size and any dilutions.

Parameters	Results	Units	LOQ	LOD	DF	Prepared	Analyzed	CAS No.	Qual
8082A GCS PCB	Analytical Method: EPA 8082A Preparation Method: EPA 3541 Pace Analytical Services - Green Bay								
PCB-1016 (Aroclor 1016)	**<228**	ug/kg	749	228	10	06/03/21 13:40	06/07/21 12:40	12674-11-2	D3
PCB-1221 (Aroclor 1221)	**<228**	ug/kg	749	228	10	06/03/21 13:40	06/07/21 12:40	11104-28-2	
PCB-1232 (Aroclor 1232)	**<228**	ug/kg	749	228	10	06/03/21 13:40	06/07/21 12:40	11141-16-5	
PCB-1242 (Aroclor 1242)	**<228**	ug/kg	749	228	10	06/03/21 13:40	06/07/21 12:40	53469-21-9	
PCB-1248 (Aroclor 1248)	**<228**	ug/kg	749	228	10	06/03/21 13:40	06/07/21 12:40	12672-29-6	
PCB-1254 (Aroclor 1254)	**<228**	ug/kg	749	228	10	06/03/21 13:40	06/07/21 12:40	11097-69-1	
PCB-1260 (Aroclor 1260)	**<228**	ug/kg	749	228	10	06/03/21 13:40	06/07/21 12:40	11096-82-5	
PCB, Total	**<228**	ug/kg	749	228	10	06/03/21 13:40	06/07/21 12:40	1336-36-3	
Surrogates									
Tetrachloro-m-xylene (S)	90	%	67-102		10	06/03/21 13:40	06/07/21 12:40	877-09-8	
Decachlorobiphenyl (S)	78	%	47-114		10	06/03/21 13:40	06/07/21 12:40	2051-24-3	
Percent Moisture	Analytical Method: ASTM D2974-87 Pace Analytical Services - Green Bay								
Percent Moisture	**33.5**	%	0.10	0.10	1		06/03/21 15:36		

REPORT OF LABORATORY ANALYSIS

This report shall not be reproduced, except in full,
without the written consent of Pace Analytical Services, LLC.

Pace Analytical Services, LLC
1241 Bellevue Street - Suite 9
Green Bay, WI 54302
(920)469-2436

QUALITY CONTROL DATA

Project: 419610 PH3 TASK2 MKC RAIN GARD
Pace Project No.: 40227867

QC Batch: 387086
QC Batch Method: EPA 3541
Analysis Method: EPA 8082A
Analysis Description: 8082 GCS PCB
Laboratory: Pace Analytical Services - Green Bay
Associated Lab Samples: 40227867001, 40227867002, 40227867003

METHOD BLANK: 2232963 Matrix: Solid
Associated Lab Samples: 40227867001, 40227867002, 40227867003

Parameter	Units	Blank Result	Reporting Limit	Analyzed	Qualifiers
PCB-1016 (Aroclor 1016)	ug/kg	<15.2	50.0	06/07/21 09:03	
PCB-1221 (Aroclor 1221)	ug/kg	<15.2	50.0	06/07/21 09:03	
PCB-1232 (Aroclor 1232)	ug/kg	<15.2	50.0	06/07/21 09:03	
PCB-1242 (Aroclor 1242)	ug/kg	<15.2	50.0	06/07/21 09:03	
PCB-1248 (Aroclor 1248)	ug/kg	<15.2	50.0	06/07/21 09:03	
PCB-1254 (Aroclor 1254)	ug/kg	<15.2	50.0	06/07/21 09:03	
PCB-1260 (Aroclor 1260)	ug/kg	<15.2	50.0	06/07/21 09:03	
Decachlorobiphenyl (S)	%	98	47-114	06/07/21 09:03	
Tetrachloro-m-xylene (S)	%	94	67-102	06/07/21 09:03	

LABORATORY CONTROL SAMPLE: 2232964

Parameter	Units	Spike Conc.	LCS Result	LCS % Rec	% Rec Limits	Qualifiers
PCB-1016 (Aroclor 1016)	ug/kg		<15.2			
PCB-1221 (Aroclor 1221)	ug/kg		<15.2			
PCB-1232 (Aroclor 1232)	ug/kg		<15.2			
PCB-1242 (Aroclor 1242)	ug/kg		<15.2			
PCB-1248 (Aroclor 1248)	ug/kg		<15.2			
PCB-1254 (Aroclor 1254)	ug/kg		<15.2			
PCB-1260 (Aroclor 1260)	ug/kg	500	459	92	69-115	
Decachlorobiphenyl (S)	%			94	47-114	
Tetrachloro-m-xylene (S)	%			92	67-102	

MATRIX SPIKE & MATRIX SPIKE DUPLICATE: 2232965 2232966

Parameter	Units	40227867001 Result	MS Spike Conc.	MSD Spike Conc.	MS Result	MSD Result	MS % Rec	MSD % Rec	% Rec Limits	RPD	Max RPD	Qual
PCB-1016 (Aroclor 1016)	ug/kg	<219			<219	<218					20	D3
PCB-1221 (Aroclor 1221)	ug/kg	<219			<219	<218					20	
PCB-1232 (Aroclor 1232)	ug/kg	<219			<219	<218					20	
PCB-1242 (Aroclor 1242)	ug/kg	256J			268J	261J					20	
PCB-1248 (Aroclor 1248)	ug/kg	<219			<219	<218					20	
PCB-1254 (Aroclor 1254)	ug/kg	<219			<219	<218					20	
PCB-1260 (Aroclor 1260)	ug/kg	<219	718	717	614J	584J	86	82	45-120		20	
Decachlorobiphenyl (S)	%						73	72	47-114			
Tetrachloro-m-xylene (S)	%						85	83	67-102			

Results presented on this page are in the units indicated by the "Units" column except where an alternate unit is presented to the right of the result.

REPORT OF LABORATORY ANALYSIS

This report shall not be reproduced, except in full,
without the written consent of Pace Analytical Services, LLC.

Pace Analytical Services, LLC
1241 Bellevue Street - Suite 9
Green Bay, WI 54302
(920)469-2436

QUALITY CONTROL DATA

Project: 419610 PH3 TASK2 MKC RAIN GARD
Pace Project No.: 40227867

QC Batch: 387109
QC Batch Method: ASTM D2974-87
Analysis Method: ASTM D2974-87
Analysis Description: Dry Weight/Percent Moisture
Laboratory: Pace Analytical Services - Green Bay
Associated Lab Samples: 40227867001, 40227867002, 40227867003

SAMPLE DUPLICATE: 2233117

Parameter	Units	40227865005 Result	Dup Result	RPD	Max RPD	Qualifiers
Percent Moisture	%	25.9	25.3	2	10	

Results presented on this page are in the units indicated by the "Units" column except where an alternate unit is presented to the right of the result.

REPORT OF LABORATORY ANALYSIS

This report shall not be reproduced, except in full,
without the written consent of Pace Analytical Services, LLC.

Pace Analytical Services, LLC
1241 Bellevue Street - Suite 9
Green Bay, WI 54302
(920)469-2436

QUALIFIERS

Project: 419610 PH3 TASK2 MKC RAIN GARD
Pace Project No.: 40227867

DEFINITIONS

DF - Dilution Factor, if reported, represents the factor applied to the reported data due to dilution of the sample aliquot.

ND - Not Detected at or above LOD.

J - Estimated concentration at or above the LOD and below the LOQ.

LOD - Limit of Detection adjusted for dilution factor, percent moisture, initial weight and final volume.

LOQ - Limit of Quantitation adjusted for dilution factor, percent moisture, initial weight and final volume.

S - Surrogate

1,2-Diphenylhydrazine decomposes to and cannot be separated from Azobenzene using Method 8270. The result for each analyte is a combined concentration.

Consistent with EPA guidelines, unrounded data are displayed and have been used to calculate % recovery and RPD values.

LCS(D) - Laboratory Control Sample (Duplicate)

MS(D) - Matrix Spike (Duplicate)

DUP - Sample Duplicate

RPD - Relative Percent Difference

NC - Not Calculable.

SG - Silica Gel - Clean-Up

U - Indicates the compound was analyzed for, but not detected at or above the adjusted LOD.

N-Nitrosodiphenylamine decomposes and cannot be separated from Diphenylamine using Method 8270. The result reported for each analyte is a combined concentration.

Pace Analytical is TNI accredited. Contact your Pace PM for the current list of accredited analytes.

TNI - The NELAC Institute.

ANALYTE QUALIFIERS

D3 Sample was diluted due to the presence of high levels of non-target analytes or other matrix interference.

This report shall not be reproduced, except in full,
without the written consent of Pace Analytical Services, LLC.

Pace Analytical Services, LLC
1241 Bellevue Street - Suite 9
Green Bay, WI 54302
(920)469-2436

QUALITY CONTROL DATA CROSS REFERENCE TABLE

Project: 419610 PH3 TASK2 MKC RAIN GARD
Pace Project No.: 40227867

Lab ID	Sample ID	QC Batch Method	QC Batch	Analytical Method	Analytical Batch
40227867001	**OUTFALL (060221)**	EPA 3541	387086	EPA 8082A	387088
40227867002	**RG-1 (060221)**	EPA 3541	387086	EPA 8082A	387088
40227867003	**RG-2 (060221)**	EPA 3541	387086	EPA 8082A	387088
40227867001	**OUTFALL (060221)**	ASTM D2974-87	387109		
40227867002	**RG-1 (060221)**	ASTM D2974-87	387109		
40227867003	**RG-2 (060221)**	ASTM D2974-87	387109		

This report shall not be reproduced, except in full,
without the written consent of Pace Analytical Services, LLC.

Pace Analytical®
www.pacelabs.com

UPPER MIDWEST REGION
MN: 612-607-1700 WI: 920-469-2436

40227867

CHAIN OF CUSTODY

*Preservation Codes
A=None B=HCL C=H2SO4 D=HNO3 E=DI Water F=Methanol G=NaOH
H=Sodium Bisulfate Solution I=Sodium Thiosulfate J=Other

(Please Print Clearly)	
Company Name:	TRC
Branch/Location:	Madison, WI
Project Contact:	Andrew Stehn
Phone:	608-807-8112
Project Number:	419610 Phase 3 Task 2
Project Name:	MKC Rain Garden
Project State:	WI
Sampled By (Print):	Ben Wachholz
Sampled By (Sign):	Ben Wachholz
PO #:	162342
Regulatory Program:	

Quote #:	
Mail To Contact:	Andrew Stehn
Mail To Company:	TRC
Mail To Address:	708 Heartland Trail Suite 3000 Madison, WI 53717
Invoice To Contact:	
Invoice To Company:	Same as above
Invoice To Address:	
Invoice To Phone:	608-807-8112

Data Package Options (billable)
☐ EPA Level III
☐ EPA Level IV

MS/MSD
☐ On your sample (billable)
☐ NOT needed on your sample

Matrix Codes
A = Air, B = Biota, C = Charcoal, O = Oil, S = Soil, SI = Sludge, W = Water, DW = Drinking Water, GW = Ground Water, SW = Surface Water, WW = Waste Water, WP = Wipe

PACE LAB #	CLIENT FIELD ID	COLLECTION DATE	COLLECTION TIME	MATRIX	FILTERED? (YES/NO) Y/N	PRESERVATION (CODE)* Pick Letter	Analyses Requested: PCBs	CLIENT COMMENTS	LAB COMMENTS (Lab Use Only)	Profile #
001	DIRTFALL (060221)	6/2/21	11:00	S	N	A	X			
002	RG-1 (060221)	6/2/21	11:05	S	N	A	X			
003	RG-2 (060221)	6/2/21	11:08	S	N	A	X			

Rush Turnaround Time Requested - Prelims
(Rush TAT subject to approval/surcharge)
Date Needed: 6/7/21

Transmit Prelim Rush Results by (complete what you want):
Email #1:
Email #2:
Telephone:
Fax:

Samples on HOLD are subject to special pricing and release of liability

Relinquished By:	Date/Time:	Received By:	Date/Time:
[signature] TRC	6/2/21 15:33		
CS logistics	6/3/21 0825	Kendra Space	6/3/21 0825

PACE Project No.
40227867

Receipt Temp = °C

Sample Receipt pH OK / Adjusted

Cooler Custody Seal Present / Not Present
Intact / Not Intact

Version 6.0 06/14/06

C019a(27Jun2006)

ORIGINAL

Sample Preservation Receipt Form

Pace Analytical Services, LLC
1241 Bellevue Street, Suite 9
Green Bay, WI 54302

Client Name: TRC Project # 40227867

All containers needing preservation have been checked and noted below: ~~Yes~~ □No □N/A Initial when completed: Date/ Time:

Lab Lot# of pH paper: 68 0131 Lab Std #ID of preservation (if pH adjusted):

	Glass								Plastic					Vials						Jars				General							
Pace Lab #	AG1U	BG1U	AG1H	AG4S	AG4U	AG5U	AG2S	BG3U	BP1U	BP3U	BP3B	BP3N	BP3S	VG9A	DG9T	VG9U	VG9H	VG9M	VG9D	JGFU	JG9U	WGFU	WPFU	SP5T	ZPLC	GN	VOA Vials (>6mm) *	H2SO4 pH ≤2	NaOH+Zn Act pH ≥9	NaOH pH ≥12	HNO3 pH ≤2	pH after adjusted	Volume (mL)
001																				1												2.5 / 5 / 10
002																				1												**2.5 / 5 / 10**
003																				1												2.5 / 5 / 10
004																																**2.5 / 5 / 10**
005																																2.5 / 5 / 10
006																																**2.5 / 5 / 10**
007																																2.5 / 5 / 10
008																																**2.5 / 5 / 10**
009																																2.5 / 5 / 10
010																																**2.5 / 5 / 10**
011																																2.5 / 5 / 10
012																																**2.5 / 5 / 10**
013																																2.5 / 5 / 10
014																																**2.5 / 5 / 10**
015																																2.5 / 5 / 10
016																																**2.5 / 5 / 10**
017																																2.5 / 5 / 10
018																																**2.5 / 5 / 10**
019																																2.5 / 5 / 10
020																																**2.5 / 5 / 10**

Exceptions to preservation check: VOA, Coliform, TOC, TOX, TOH, O&G, WI DRO, Phenolics, Other:_____ Headspace in VOA Vials (>6mm): □Yes □No ~~N~~/A ***If yes look in headspace column**

AG1U	1 liter amber glass
BG1U	1 liter clear glass
AG1H	1 liter amber glass HCL
AG4S	125 mL amber glass H2SO4
AG4U	120 mL amber glass unpres
AG5U	100 mL amber glass unpres
AG2S	500 mL amber glass H2SO4
BG3U	250 mL clear glass unpres

BP1U	1 liter plastic unpres
BP3U	250 mL plastic unpres
BP3B	250 mL plastic NaOH
BP3N	250 mL plastic HNO3
BP3S	250 mL plastic H2SO4

VG9A	40 mL clear ascorbic
DG9T	40 mL amber Na Thio
VG9U	40 mL clear vial unpres
VG9H	40 mL clear vial HCL
VG9M	40 mL clear vial MeOH
VG9D	40 mL clear vial DI

JGFU	4 oz amber jar unpres
JG9U	9 oz amber jar unpres
WGFU	4 oz clear jar unpres
WPFU	4 oz plastic jar unpres
SP5T	120 mL plastic Na Thiosulfate
ZPLC	ziploc bag
GN	

Pace Analytical® 1241 Bellevue Street, Green Bay, WI 54302	Document Name: **Sample Condition Upon Receipt (SCUR)**	Document Revised: 26Mar2020
	Document No.: **ENV-FRM-GBAY-0014-Rev.00**	Author: Pace Green Bay Quality Office

Sample Condition Upon Receipt Form (SCUR)

Project #:

WO# : 40227867

40227867

Client Name: TRC

Courier: ☑ CS Logistics ☐ Fed Ex ☐ Speedee ☐ UPS ☐ Waltco ☐ Client ☐ Pace Other:

Tracking #: 2363.0600221

Custody Seal on Cooler/Box Present: ☑ yes ☐ no Seals intact: ☑ yes ☐ no

Custody Seal on Samples Present: ☐ yes ☑ no Seals intact: ☐ yes ☐ no

Packing Material: ☐ Bubble Wrap ☑ Bubble Bags ☐ None ☐ Other

Thermometer Used SR - 9 **Type of Ice:** (Wet) Blue Dry None ☑ Samples on ice, cooling process has begun

Cooler Temperature Uncorr: 0 /Corr: 1

Person examining contents:

Temp Blank Present: ☑ yes ☐ no **Biological Tissue is Frozen:** ☐ yes ☐ no

Date: 6/3/21 /Initials: KS

Temp should be above freezing to 6°C.
Biota Samples may be received at ≤ 0°C if shipped on Dry Ice.

Labeled By Initials:

Chain of Custody Present:	☑Yes ☐No ☐N/A	1.
Chain of Custody Filled Out:	☑Yes ☐No ☐N/A	2.
Chain of Custody Relinquished:	☑Yes ☐No ☐N/A	3.
Sampler Name & Signature on COC:	☑Yes ☐No ☐N/A	4.
Samples Arrived within Hold Time:	☑Yes ☐No	5.
- VOA Samples frozen upon receipt	☐Yes ☐No	Date/Time:
Short Hold Time Analysis (<72hr):	☐Yes ☑No	6.
Rush Turn Around Time Requested:	☑Yes ☐No	7.
Sufficient Volume: For Analysis: ☑Yes ☐No MS/MSD:	☐Yes ☑No ☐N/A	8.
Correct Containers Used:	☑Yes ☐No	9.
-Pace Containers Used:	☑Yes ☐No ☐N/A	
-Pace IR Containers Used:	☐Yes ☐No ☑N/A	
Containers Intact:	☑Yes ☐No	10.
Filtered volume received for Dissolved tests	☐Yes ☐No ☑N/A	11.
Sample Labels match COC:	☑Yes ☐No ☐N/A	12.
-Includes date/time/ID/Analysis Matrix: S		
Trip Blank Present:	☐Yes ☐No ☑N/A	13.
Trip Blank Custody Seals Present	☐Yes ☐No ☑N/A	
Pace Trip Blank Lot # (if purchased):		

Client Notification/ Resolution: If checked, see attached form for additional comments ☐

Person Contacted: Date/Time:

Comments/ Resolution:

PM Review is documented electronically in LIMs. By releasing the project, the PM acknowledges they have reviewed the sample logi

Page 2 of 2

Appendix G: Concrete Improvement Work Documentation

Section 7

Pace Analytical Services, LLC
1241 Bellevue Street - Suite 9
Green Bay, WI 54302
(920)469-2436

April 07, 2021

Andrew Stehn
TRC Madison
708 Heartland Trail
Madison, WI 53717

RE: Project: 419610 MKC-CONCRETE SAMPLING
Pace Project No.: 40224111

Dear Andrew Stehn:

Enclosed are the analytical results for sample(s) received by the laboratory on March 27, 2021. The results relate only to the samples included in this report. Results reported herein conform to the applicable TNI/NELAC Standards and the laboratory's Quality Manual, where applicable, unless otherwise noted in the body of the report.

The test results provided in this final report were generated by each of the following laboratories within the Pace Network:

- Pace Analytical Services - Green Bay

If you have any questions concerning this report, please feel free to contact me.

Sincerely,

Tod Noltemeyer

Tod Noltemeyer
tod.noltemeyer@pacelabs.com
(920)469-2436
Project Manager

Enclosures

cc: Peggy Popp, TRC - Madison
Katherine Vater, TRC
Ben Wachholz, TRC Madison

This report shall not be reproduced, except in full,
without the written consent of Pace Analytical Services, LLC.

Pace Analytical Services, LLC
1241 Bellevue Street - Suite 9
Green Bay, WI 54302
(920)469-2436

CERTIFICATIONS

Project: 419610 MKC-CONCRETE SAMPLING
Pace Project No.: 40224111

Pace Analytical Services Green Bay
1241 Bellevue Street, Green Bay, WI 54302
Florida/NELAP Certification #: E87948
Illinois Certification #: 200050
Kentucky UST Certification #: 82
Louisiana Certification #: 04168
Minnesota Certification #: 055-999-334
New York Certification #: 12064
North Dakota Certification #: R-150
Virginia VELAP ID: 460263
South Carolina Certification #: 83006001
Texas Certification #: T104704529-14-1
Wisconsin Certification #: 405132750
Wisconsin DATCP Certification #: 105-444
USDA Soil Permit #: P330-16-00157
Federal Fish & Wildlife Permit #: LE51774A-0

This report shall not be reproduced, except in full,
without the written consent of Pace Analytical Services, LLC.

Pace Analytical Services, LLC
1241 Bellevue Street - Suite 9
Green Bay, WI 54302
(920)469-2436

SAMPLE SUMMARY

Project: 419610 MKC-CONCRETE SAMPLING
Pace Project No.: 40224111

Lab ID	Sample ID	Matrix	Date Collected	Date Received
40224111001	CS-7A	Solid	03/25/21 18:45	03/27/21 08:35
40224111002	CS-7B	Solid	03/25/21 19:31	03/27/21 08:35
40224111003	CS-7C	Solid	03/25/21 19:00	03/27/21 08:35
40224111004	CS-7D	Solid	03/25/21 19:47	03/27/21 08:35
40224111005	CS-7E	Solid	03/25/21 19:17	03/27/21 08:35
40224111006	CS-7F	Solid	03/25/21 20:05	03/27/21 08:35
40224111007	A-1	Solid	03/25/21 16:50	03/27/21 08:35
40224111008	A-2	Solid	03/25/21 16:45	03/27/21 08:35
40224111009	A-3	Solid	03/25/21 16:42	03/27/21 08:35
40224111010	A-4	Solid	03/25/21 16:38	03/27/21 08:35
40224111011	A-5	Solid	03/25/21 16:35	03/27/21 08:35
40224111012	A-6	Solid	03/25/21 16:15	03/27/21 08:35
40224111013	A-7	Solid	03/25/21 16:03	03/27/21 08:35
40224111014	B-1	Solid	03/25/21 15:27	03/27/21 08:35
40224111015	B-2	Solid	03/25/21 15:32	03/27/21 08:35
40224111016	B-3	Solid	03/25/21 15:40	03/27/21 08:35
40224111017	B-4	Solid	03/25/21 15:44	03/27/21 08:35
40224111018	B-5	Solid	03/25/21 15:49	03/27/21 08:35
40224111019	B-6	Solid	03/25/21 15:53	03/27/21 08:35
40224111020	B-7	Solid	03/25/21 15:58	03/27/21 08:35
40224111021	C-1	Solid	03/25/21 14:41	03/27/21 08:35
40224111022	C-2	Solid	03/25/21 14:52	03/27/21 08:35
40224111023	C-3	Solid	03/25/21 14:57	03/27/21 08:35
40224111024	C-4	Solid	03/25/21 15:01	03/27/21 08:35
40224111025	C-5	Solid	03/25/21 15:10	03/27/21 08:35
40224111026	C-6	Solid	03/25/21 15:16	03/27/21 08:35
40224111027	C-7	Solid	03/25/21 15:21	03/27/21 08:35
40224111028	D-1	Solid	03/25/21 12:54	03/27/21 08:35
40224111029	D-2	Solid	03/25/21 14:17	03/27/21 08:35
40224111030	D-3	Solid	03/25/21 14:23	03/27/21 08:35
40224111031	D-4	Solid	03/25/21 14:28	03/27/21 08:35
40224111032	D-5	Solid	03/25/21 14:31	03/27/21 08:35
40224111033	D-6	Solid	03/25/21 14:36	03/27/21 08:35
40224111034	D-7	Solid	03/25/21 14:46	03/27/21 08:35
40224111035	E-1	Solid	03/25/21 12:50	03/27/21 08:35
40224111036	E-2	Solid	03/25/21 12:35	03/27/21 08:35
40224111037	E-3	Solid	03/25/21 12:31	03/27/21 08:35

REPORT OF LABORATORY ANALYSIS

This report shall not be reproduced, except in full,
without the written consent of Pace Analytical Services, LLC.

Pace Analytical Services, LLC
1241 Bellevue Street - Suite 9
Green Bay, WI 54302
(920)469-2436

SAMPLE SUMMARY

Project: 419610 MKC-CONCRETE SAMPLING
Pace Project No.: 40224111

Lab ID	Sample ID	Matrix	Date Collected	Date Received
40224111038	**E-4**	Solid	03/25/21 12:14	03/27/21 08:35
40224111039	**E-5**	Solid	03/25/21 12:10	03/27/21 08:35
40224111040	**E-6**	Solid	03/25/21 12:26	03/27/21 08:35
40224111041	**E-7**	Solid	03/25/21 12:18	03/27/21 08:35

REPORT OF LABORATORY ANALYSIS

This report shall not be reproduced, except in full,
without the written consent of Pace Analytical Services, LLC.

Pace Analytical Services, LLC
1241 Bellevue Street - Suite 9
Green Bay, WI 54302
(920)469-2436

SAMPLE ANALYTE COUNT

Project: 419610 MKC-CONCRETE SAMPLING
Pace Project No.: 40224111

Lab ID	Sample ID	Method	Analysts	Analytes Reported
40224111001	**CS-7A**	EPA 8082A	BLM	10
		EPA 6010	TXW	7
		EPA 7471	AJT	1
		ASTM D2974-87	MMX	1
40224111002	**CS-7B**	EPA 8082A	BLM	10
		EPA 6010	TXW	7
		EPA 7471	AJT	1
		ASTM D2974-87	MMX	1
40224111003	**CS-7C**	EPA 8082A	BLM	10
		EPA 6010	TXW	7
		EPA 7471	AJT	1
		ASTM D2974-87	MMX	1
40224111004	**CS-7D**	EPA 8082A	BLM	10
		EPA 6010	TXW	7
		EPA 7471	AJT	1
		ASTM D2974-87	AH	1
40224111005	**CS-7E**	EPA 8082A	BLM	10
		EPA 6010	TXW	7
		EPA 7471	AJT	1
		ASTM D2974-87	AH	1
40224111006	**CS-7F**	EPA 8082A	BLM	10
		EPA 6010	TXW	7
		EPA 7471	AJT	1
		ASTM D2974-87	AH	1

PASI-G = Pace Analytical Services - Green Bay

This report shall not be reproduced, except in full,
without the written consent of Pace Analytical Services, LLC.

Pace Analytical Services, LLC
1241 Bellevue Street - Suite 9
Green Bay, WI 54302
(920)469-2436

SUMMARY OF DETECTION

Project: 419610 MKC-CONCRETE SAMPLING
Pace Project No.: 40224111

Lab Sample ID / Method	Client Sample ID / Parameters	Result	Units	Report Limit	Analyzed	Qualifiers
40224111001	**CS-7A**					
EPA 8082A	PCB, Total	170	ug/kg	102	04/02/21 02:33	
EPA 8082A	PCB-1248 (Aroclor 1248)	170	ug/kg	102	04/02/21 02:33	
EPA 6010	Arsenic	3.6	mg/kg	2.5	03/30/21 16:25	
EPA 6010	Barium	32.3	mg/kg	0.50	03/30/21 16:25	
EPA 6010	Cadmium	0.30J	mg/kg	0.50	03/30/21 16:25	
EPA 6010	Chromium	10.9	mg/kg	1.0	03/30/21 16:25	
EPA 6010	Lead	3.9	mg/kg	2.0	03/30/21 16:25	
ASTM D2974-87	Percent Moisture	1.7	%	0.10	03/27/21 13:44	
40224111002	**CS-7B**					
EPA 8082A	PCB, Total	71.7	ug/kg	50.9	04/01/21 23:21	
EPA 8082A	PCB-1248 (Aroclor 1248)	71.7	ug/kg	50.9	04/01/21 23:21	
EPA 6010	Arsenic	4.9	mg/kg	2.5	03/30/21 16:28	
EPA 6010	Barium	34.9	mg/kg	0.50	03/30/21 16:28	
EPA 6010	Cadmium	0.33J	mg/kg	0.50	03/30/21 16:28	
EPA 6010	Chromium	27.6	mg/kg	1.0	03/30/21 16:28	
EPA 6010	Lead	3.3	mg/kg	2.0	03/30/21 16:28	
EPA 6010	Silver	0.40J	mg/kg	1.0	03/30/21 16:28	
ASTM D2974-87	Percent Moisture	1.5	%	0.10	03/27/21 13:44	
40224111003	**CS-7C**					
EPA 8082A	PCB, Total	160	ug/kg	102	04/02/21 03:21	
EPA 8082A	PCB-1248 (Aroclor 1248)	160	ug/kg	102	04/02/21 03:21	
EPA 6010	Arsenic	3.8	mg/kg	2.5	03/30/21 16:30	
EPA 6010	Barium	35.7	mg/kg	0.50	03/30/21 16:30	
EPA 6010	Cadmium	1.1	mg/kg	0.50	03/30/21 16:30	
EPA 6010	Chromium	13.8	mg/kg	1.0	03/30/21 16:30	
EPA 6010	Lead	4.1	mg/kg	2.0	03/30/21 16:30	
ASTM D2974-87	Percent Moisture	1.5	%	0.10	03/27/21 13:44	
40224111004	**CS-7D**					
EPA 8082A	PCB, Total	97.4	ug/kg	50.7	04/02/21 00:09	
EPA 8082A	PCB-1248 (Aroclor 1248)	97.4	ug/kg	50.7	04/02/21 00:09	
EPA 6010	Arsenic	3.9	mg/kg	2.5	03/30/21 16:33	
EPA 6010	Barium	42.8	mg/kg	0.50	03/30/21 16:33	
EPA 6010	Cadmium	1.6	mg/kg	0.50	03/30/21 16:33	
EPA 6010	Chromium	21.8	mg/kg	1.0	03/30/21 16:33	
EPA 6010	Lead	4.5	mg/kg	2.0	03/30/21 16:33	
EPA 6010	Silver	0.50J	mg/kg	1.0	03/30/21 16:33	
ASTM D2974-87	Percent Moisture	1.6	%	0.10	03/29/21 11:58	
40224111005	**CS-7E**					
EPA 8082A	PCB, Total	133	ug/kg	51.3	04/02/21 00:56	
EPA 8082A	PCB-1248 (Aroclor 1248)	133	ug/kg	51.3	04/02/21 00:56	
EPA 6010	Arsenic	3.5	mg/kg	2.6	03/30/21 16:35	
EPA 6010	Barium	32.5	mg/kg	0.51	03/30/21 16:35	
EPA 6010	Cadmium	4.8	mg/kg	0.51	03/30/21 16:35	
EPA 6010	Chromium	13.1	mg/kg	1.0	03/30/21 16:35	
EPA 6010	Lead	2.8	mg/kg	2.1	03/30/21 16:35	

This report shall not be reproduced, except in full,
without the written consent of Pace Analytical Services, LLC.

Pace Analytical Services, LLC
1241 Bellevue Street - Suite 9
Green Bay, WI 54302
(920)469-2436

SUMMARY OF DETECTION

Project: 419610 MKC-CONCRETE SAMPLING
Pace Project No.: 40224111

Lab Sample ID / Method	Client Sample ID / Parameters	Result	Units	Report Limit	Analyzed	Qualifiers
40224111005	**CS-7E**					
EPA 6010	Silver	0.33J	mg/kg	1.0	03/30/21 16:35	
ASTM D2974-87	Percent Moisture	2.9	%	0.10	03/29/21 11:58	
40224111006	**CS-7F**					
EPA 8082A	PCB, Total	120	ug/kg	51.4	04/02/21 01:44	
EPA 8082A	PCB-1248 (Aroclor 1248)	120	ug/kg	51.4	04/02/21 01:44	
EPA 6010	Arsenic	2.8	mg/kg	2.6	03/30/21 16:38	
EPA 6010	Barium	45.0	mg/kg	0.51	03/30/21 16:38	
EPA 6010	Cadmium	0.92	mg/kg	0.51	03/30/21 16:38	
EPA 6010	Chromium	24.0	mg/kg	1.0	03/30/21 16:38	
EPA 6010	Lead	5.9	mg/kg	2.0	03/30/21 16:38	
EPA 6010	Silver	0.32J	mg/kg	1.0	03/30/21 16:38	
ASTM D2974-87	Percent Moisture	3.1	%	0.10	03/29/21 11:58	

This report shall not be reproduced, except in full,
without the written consent of Pace Analytical Services, LLC.

Pace Analytical Services, LLC
1241 Bellevue Street - Suite 9
Green Bay, WI 54302
(920)469-2436

PROJECT NARRATIVE

Project: 419610 MKC-CONCRETE SAMPLING
Pace Project No.: 40224111

Method: **EPA 8082A**
Description: 8082A GCS PCB
Client: TRC - MADISON
Date: April 07, 2021

General Information:
6 samples were analyzed for EPA 8082A by Pace Analytical Services Green Bay. All samples were received in acceptable condition with any exceptions noted below or on the chain-of custody and/or the sample condition upon receipt form (SCUR) attached at the end of this report.

Hold Time:
The samples were analyzed within the method required hold times with any exceptions noted below.

Sample Preparation:
The samples were prepared in accordance with EPA 3541 with any exceptions noted below.

Initial Calibrations (including MS Tune as applicable):
All criteria were within method requirements with any exceptions noted below.

Continuing Calibration:
All criteria were within method requirements with any exceptions noted below.

Surrogates:
All surrogates were within QC limits with any exceptions noted below.

QC Batch: 380926

S0: Surrogate recovery outside laboratory control limits.

- CS-7D (Lab ID: 40224111004)
  - Decachlorobiphenyl (S)
- CS-7E (Lab ID: 40224111005)
  - Decachlorobiphenyl (S)
- CS-7F (Lab ID: 40224111006)
  - Decachlorobiphenyl (S)

Method Blank:
All analytes were below the report limit in the method blank, where applicable, with any exceptions noted below.

Laboratory Control Spike:
All laboratory control spike compounds were within QC limits with any exceptions noted below.

Matrix Spikes:
All percent recoveries and relative percent differences (RPDs) were within acceptance criteria with any exceptions noted below.

Additional Comments:

This report shall not be reproduced, except in full,
without the written consent of Pace Analytical Services, LLC.

Pace Analytical Services, LLC
1241 Bellevue Street - Suite 9
Green Bay, WI 54302
(920)469-2436

PROJECT NARRATIVE

Project: 419610 MKC-CONCRETE SAMPLING
Pace Project No.: 40224111

Method: **EPA 6010**
Description: 6010 MET ICP
Client: TRC - MADISON
Date: April 07, 2021

General Information:
6 samples were analyzed for EPA 6010 by Pace Analytical Services Green Bay. All samples were received in acceptable condition with any exceptions noted below or on the chain-of custody and/or the sample condition upon receipt form (SCUR) attached at the end of this report.

Hold Time:
The samples were analyzed within the method required hold times with any exceptions noted below.

Sample Preparation:
The samples were prepared in accordance with EPA 3050 with any exceptions noted below.

Initial Calibrations (including MS Tune as applicable):
All criteria were within method requirements with any exceptions noted below.

Continuing Calibration:
All criteria were within method requirements with any exceptions noted below.

Method Blank:
All analytes were below the report limit in the method blank, where applicable, with any exceptions noted below.

Laboratory Control Spike:
All laboratory control spike compounds were within QC limits with any exceptions noted below.

Matrix Spikes:
All percent recoveries and relative percent differences (RPDs) were within acceptance criteria with any exceptions noted below.

Additional Comments:

This report shall not be reproduced, except in full,
without the written consent of Pace Analytical Services, LLC.

Pace Analytical Services, LLC
1241 Bellevue Street - Suite 9
Green Bay, WI 54302
(920)469-2436

PROJECT NARRATIVE

Project: 419610 MKC-CONCRETE SAMPLING
Pace Project No.: 40224111

Method: **EPA 7471**
Description: 7471 Mercury
Client: TRC - MADISON
Date: April 07, 2021

General Information:
6 samples were analyzed for EPA 7471 by Pace Analytical Services Green Bay. All samples were received in acceptable condition with any exceptions noted below or on the chain-of custody and/or the sample condition upon receipt form (SCUR) attached at the end of this report.

Hold Time:
The samples were analyzed within the method required hold times with any exceptions noted below.

Sample Preparation:
The samples were prepared in accordance with EPA 7471 with any exceptions noted below.

Initial Calibrations (including MS Tune as applicable):
All criteria were within method requirements with any exceptions noted below.

Continuing Calibration:
All criteria were within method requirements with any exceptions noted below.

Method Blank:
All analytes were below the report limit in the method blank, where applicable, with any exceptions noted below.

Laboratory Control Spike:
All laboratory control spike compounds were within QC limits with any exceptions noted below.

Matrix Spikes:
All percent recoveries and relative percent differences (RPDs) were within acceptance criteria with any exceptions noted below.

Additional Comments:

This data package has been reviewed for quality and completeness and is approved for release.

This report shall not be reproduced, except in full,
without the written consent of Pace Analytical Services, LLC.

Pace Analytical Services, LLC
1241 Bellevue Street - Suite 9
Green Bay, WI 54302
(920)469-2436

ANALYTICAL RESULTS

Project: 419610 MKC-CONCRETE SAMPLING
Pace Project No.: 40224111

Sample: CS-7A **Lab ID: 40224111001** Collected: 03/25/21 18:45 Received: 03/27/21 08:35 Matrix: Solid

Results reported on a "dry weight" basis and are adjusted for percent moisture, sample size and any dilutions.

Parameters	Results	Units	LOQ	LOD	DF	Prepared	Analyzed	CAS No.	Qual
8082A GCS PCB	Analytical Method: EPA 8082A Preparation Method: EPA 3541 Pace Analytical Services - Green Bay								
PCB, Total	**170**	ug/kg	102	31.0	2	03/29/21 13:14	04/02/21 02:33	1336-36-3	
PCB-1016 (Aroclor 1016)	**<31.0**	ug/kg	102	31.0	2	03/29/21 13:14	04/02/21 02:33	12674-11-2	
PCB-1221 (Aroclor 1221)	**<31.0**	ug/kg	102	31.0	2	03/29/21 13:14	04/02/21 02:33	11104-28-2	
PCB-1232 (Aroclor 1232)	**<31.0**	ug/kg	102	31.0	2	03/29/21 13:14	04/02/21 02:33	11141-16-5	
PCB-1242 (Aroclor 1242)	**<31.0**	ug/kg	102	31.0	2	03/29/21 13:14	04/02/21 02:33	53469-21-9	
PCB-1248 (Aroclor 1248)	**170**	ug/kg	102	31.0	2	03/29/21 13:14	04/02/21 02:33	12672-29-6	
PCB-1254 (Aroclor 1254)	**<31.0**	ug/kg	102	31.0	2	03/29/21 13:14	04/02/21 02:33	11097-69-1	
PCB-1260 (Aroclor 1260)	**<31.0**	ug/kg	102	31.0	2	03/29/21 13:14	04/02/21 02:33	11096-82-5	
Surrogates									
Tetrachloro-m-xylene (S)	84	%	67-102		2	03/29/21 13:14	04/02/21 02:33	877-09-8	
Decachlorobiphenyl (S)	50	%	47-114		2	03/29/21 13:14	04/02/21 02:33	2051-24-3	
6010 MET ICP	Analytical Method: EPA 6010 Preparation Method: EPA 3050 Pace Analytical Services - Green Bay								
Arsenic	**3.6**	mg/kg	2.5	1.5	1	03/30/21 06:40	03/30/21 16:25	7440-38-2	
Barium	**32.3**	mg/kg	0.50	0.15	1	03/30/21 06:40	03/30/21 16:25	7440-39-3	
Cadmium	**0.30J**	mg/kg	0.50	0.13	1	03/30/21 06:40	03/30/21 16:25	7440-43-9	
Chromium	**10.9**	mg/kg	1.0	0.28	1	03/30/21 06:40	03/30/21 16:25	7440-47-3	
Lead	**3.9**	mg/kg	2.0	0.60	1	03/30/21 06:40	03/30/21 16:25	7439-92-1	
Selenium	**<1.3**	mg/kg	4.0	1.3	1	03/30/21 06:40	03/30/21 16:25	7782-49-2	
Silver	**<0.31**	mg/kg	1.0	0.31	1	03/30/21 06:40	03/30/21 16:25	7440-22-4	
7471 Mercury	Analytical Method: EPA 7471 Preparation Method: EPA 7471 Pace Analytical Services - Green Bay								
Mercury	**<0.010**	mg/kg	0.035	0.010	1	04/01/21 09:21	04/01/21 13:59	7439-97-6	
Percent Moisture	Analytical Method: ASTM D2974-87 Pace Analytical Services - Green Bay								
Percent Moisture	**1.7**	%	0.10	0.10	1		03/27/21 13:44		

REPORT OF LABORATORY ANALYSIS

This report shall not be reproduced, except in full,
without the written consent of Pace Analytical Services, LLC.

Pace Analytical Services, LLC
1241 Bellevue Street - Suite 9
Green Bay, WI 54302
(920)469-2436

ANALYTICAL RESULTS

Project: 419610 MKC-CONCRETE SAMPLING
Pace Project No.: 40224111

Sample: CS-7B **Lab ID: 40224111002** Collected: 03/25/21 19:31 Received: 03/27/21 08:35 Matrix: Solid

Results reported on a "dry weight" basis and are adjusted for percent moisture, sample size and any dilutions.

Parameters	Results	Units	LOQ	LOD	DF	Prepared	Analyzed	CAS No.	Qual
8082A GCS PCB	Analytical Method: EPA 8082A Preparation Method: EPA 3541 Pace Analytical Services - Green Bay								
PCB, Total	**71.7**	ug/kg	50.9	15.5	1	03/29/21 13:14	04/01/21 23:21	1336-36-3	
PCB-1016 (Aroclor 1016)	**<15.5**	ug/kg	50.9	15.5	1	03/29/21 13:14	04/01/21 23:21	12674-11-2	
PCB-1221 (Aroclor 1221)	**<15.5**	ug/kg	50.9	15.5	1	03/29/21 13:14	04/01/21 23:21	11104-28-2	
PCB-1232 (Aroclor 1232)	**<15.5**	ug/kg	50.9	15.5	1	03/29/21 13:14	04/01/21 23:21	11141-16-5	
PCB-1242 (Aroclor 1242)	**<15.5**	ug/kg	50.9	15.5	1	03/29/21 13:14	04/01/21 23:21	53469-21-9	
PCB-1248 (Aroclor 1248)	**71.7**	ug/kg	50.9	15.5	1	03/29/21 13:14	04/01/21 23:21	12672-29-6	
PCB-1254 (Aroclor 1254)	**<15.5**	ug/kg	50.9	15.5	1	03/29/21 13:14	04/01/21 23:21	11097-69-1	
PCB-1260 (Aroclor 1260)	**<15.5**	ug/kg	50.9	15.5	1	03/29/21 13:14	04/01/21 23:21	11096-82-5	
Surrogates									
Tetrachloro-m-xylene (S)	82	%	67-102		1	03/29/21 13:14	04/01/21 23:21	877-09-8	
Decachlorobiphenyl (S)	51	%	47-114		1	03/29/21 13:14	04/01/21 23:21	2051-24-3	
6010 MET ICP	Analytical Method: EPA 6010 Preparation Method: EPA 3050 Pace Analytical Services - Green Bay								
Arsenic	**4.9**	mg/kg	2.5	1.5	1	03/30/21 06:40	03/30/21 16:28	7440-38-2	
Barium	**34.9**	mg/kg	0.50	0.15	1	03/30/21 06:40	03/30/21 16:28	7440-39-3	
Cadmium	**0.33J**	mg/kg	0.50	0.13	1	03/30/21 06:40	03/30/21 16:28	7440-43-9	
Chromium	**27.6**	mg/kg	1.0	0.28	1	03/30/21 06:40	03/30/21 16:28	7440-47-3	
Lead	**3.3**	mg/kg	2.0	0.60	1	03/30/21 06:40	03/30/21 16:28	7439-92-1	
Selenium	**<1.3**	mg/kg	4.0	1.3	1	03/30/21 06:40	03/30/21 16:28	7782-49-2	
Silver	**0.40J**	mg/kg	1.0	0.31	1	03/30/21 06:40	03/30/21 16:28	7440-22-4	
7471 Mercury	Analytical Method: EPA 7471 Preparation Method: EPA 7471 Pace Analytical Services - Green Bay								
Mercury	**<0.0095**	mg/kg	0.033	0.0095	1	04/01/21 09:21	04/01/21 14:02	7439-97-6	
Percent Moisture	Analytical Method: ASTM D2974-87 Pace Analytical Services - Green Bay								
Percent Moisture	**1.5**	%	0.10	0.10	1		03/27/21 13:44		

REPORT OF LABORATORY ANALYSIS

This report shall not be reproduced, except in full,
without the written consent of Pace Analytical Services, LLC.

Pace Analytical Services, LLC
1241 Bellevue Street - Suite 9
Green Bay, WI 54302
(920)469-2436

ANALYTICAL RESULTS

Project: 419610 MKC-CONCRETE SAMPLING
Pace Project No.: 40224111

Sample: CS-7C **Lab ID: 40224111003** Collected: 03/25/21 19:00 Received: 03/27/21 08:35 Matrix: Solid

Results reported on a "dry weight" basis and are adjusted for percent moisture, sample size and any dilutions.

Parameters	Results	Units	LOQ	LOD	DF	Prepared	Analyzed	CAS No.	Qual
8082A GCS PCB	Analytical Method: EPA 8082A Preparation Method: EPA 3541 Pace Analytical Services - Green Bay								
PCB, Total	**160**	ug/kg	102	31.0	2	03/29/21 13:14	04/02/21 03:21	1336-36-3	
PCB-1016 (Aroclor 1016)	**<31.0**	ug/kg	102	31.0	2	03/29/21 13:14	04/02/21 03:21	12674-11-2	
PCB-1221 (Aroclor 1221)	**<31.0**	ug/kg	102	31.0	2	03/29/21 13:14	04/02/21 03:21	11104-28-2	
PCB-1232 (Aroclor 1232)	**<31.0**	ug/kg	102	31.0	2	03/29/21 13:14	04/02/21 03:21	11141-16-5	
PCB-1242 (Aroclor 1242)	**<31.0**	ug/kg	102	31.0	2	03/29/21 13:14	04/02/21 03:21	53469-21-9	
PCB-1248 (Aroclor 1248)	**160**	ug/kg	102	31.0	2	03/29/21 13:14	04/02/21 03:21	12672-29-6	
PCB-1254 (Aroclor 1254)	**<31.0**	ug/kg	102	31.0	2	03/29/21 13:14	04/02/21 03:21	11097-69-1	
PCB-1260 (Aroclor 1260)	**<31.0**	ug/kg	102	31.0	2	03/29/21 13:14	04/02/21 03:21	11096-82-5	
Surrogates									
Tetrachloro-m-xylene (S)	79	%	67-102		2	03/29/21 13:14	04/02/21 03:21	877-09-8	
Decachlorobiphenyl (S)	47	%	47-114		2	03/29/21 13:14	04/02/21 03:21	2051-24-3	
6010 MET ICP	Analytical Method: EPA 6010 Preparation Method: EPA 3050 Pace Analytical Services - Green Bay								
Arsenic	**3.8**	mg/kg	2.5	1.5	1	03/30/21 06:40	03/30/21 16:30	7440-38-2	
Barium	**35.7**	mg/kg	0.50	0.15	1	03/30/21 06:40	03/30/21 16:30	7440-39-3	
Cadmium	**1.1**	mg/kg	0.50	0.13	1	03/30/21 06:40	03/30/21 16:30	7440-43-9	
Chromium	**13.8**	mg/kg	1.0	0.28	1	03/30/21 06:40	03/30/21 16:30	7440-47-3	
Lead	**4.1**	mg/kg	2.0	0.60	1	03/30/21 06:40	03/30/21 16:30	7439-92-1	
Selenium	**<1.3**	mg/kg	4.0	1.3	1	03/30/21 06:40	03/30/21 16:30	7782-49-2	
Silver	**<0.31**	mg/kg	1.0	0.31	1	03/30/21 06:40	03/30/21 16:30	7440-22-4	
7471 Mercury	Analytical Method: EPA 7471 Preparation Method: EPA 7471 Pace Analytical Services - Green Bay								
Mercury	**<0.0093**	mg/kg	0.033	0.0093	1	04/01/21 09:21	04/01/21 14:04	7439-97-6	
Percent Moisture	Analytical Method: ASTM D2974-87 Pace Analytical Services - Green Bay								
Percent Moisture	**1.5**	%	0.10	0.10	1		03/27/21 13:44		

REPORT OF LABORATORY ANALYSIS

This report shall not be reproduced, except in full,
without the written consent of Pace Analytical Services, LLC.

Pace Analytical Services, LLC
1241 Bellevue Street - Suite 9
Green Bay, WI 54302
(920)469-2436

ANALYTICAL RESULTS

Project: 419610 MKC-CONCRETE SAMPLING
Pace Project No.: 40224111

Sample: CS-7D **Lab ID: 40224111004** Collected: 03/25/21 19:47 Received: 03/27/21 08:35 Matrix: Solid

Results reported on a "dry weight" basis and are adjusted for percent moisture, sample size and any dilutions.

Parameters	Results	Units	LOQ	LOD	DF	Prepared	Analyzed	CAS No.	Qual
8082A GCS PCB	Analytical Method: EPA 8082A Preparation Method: EPA 3541 Pace Analytical Services - Green Bay								
PCB, Total	**97.4**	ug/kg	50.7	15.4	1	03/29/21 13:14	04/02/21 00:09	1336-36-3	
PCB-1016 (Aroclor 1016)	**<15.4**	ug/kg	50.7	15.4	1	03/29/21 13:14	04/02/21 00:09	12674-11-2	
PCB-1221 (Aroclor 1221)	**<15.4**	ug/kg	50.7	15.4	1	03/29/21 13:14	04/02/21 00:09	11104-28-2	
PCB-1232 (Aroclor 1232)	**<15.4**	ug/kg	50.7	15.4	1	03/29/21 13:14	04/02/21 00:09	11141-16-5	
PCB-1242 (Aroclor 1242)	**<15.4**	ug/kg	50.7	15.4	1	03/29/21 13:14	04/02/21 00:09	53469-21-9	
PCB-1248 (Aroclor 1248)	**97.4**	ug/kg	50.7	15.4	1	03/29/21 13:14	04/02/21 00:09	12672-29-6	
PCB-1254 (Aroclor 1254)	**<15.4**	ug/kg	50.7	15.4	1	03/29/21 13:14	04/02/21 00:09	11097-69-1	
PCB-1260 (Aroclor 1260)	**<15.4**	ug/kg	50.7	15.4	1	03/29/21 13:14	04/02/21 00:09	11096-82-5	
Surrogates									
Tetrachloro-m-xylene (S)	81	%	67-102		1	03/29/21 13:14	04/02/21 00:09	877-09-8	
Decachlorobiphenyl (S)	46	%	47-114		1	03/29/21 13:14	04/02/21 00:09	2051-24-3	S0
6010 MET ICP	Analytical Method: EPA 6010 Preparation Method: EPA 3050 Pace Analytical Services - Green Bay								
Arsenic	**3.9**	mg/kg	2.5	1.5	1	03/30/21 06:40	03/30/21 16:33	7440-38-2	
Barium	**42.8**	mg/kg	0.50	0.15	1	03/30/21 06:40	03/30/21 16:33	7440-39-3	
Cadmium	**1.6**	mg/kg	0.50	0.13	1	03/30/21 06:40	03/30/21 16:33	7440-43-9	
Chromium	**21.8**	mg/kg	1.0	0.28	1	03/30/21 06:40	03/30/21 16:33	7440-47-3	
Lead	**4.5**	mg/kg	2.0	0.60	1	03/30/21 06:40	03/30/21 16:33	7439-92-1	
Selenium	**<1.3**	mg/kg	4.0	1.3	1	03/30/21 06:40	03/30/21 16:33	7782-49-2	
Silver	**0.50J**	mg/kg	1.0	0.31	1	03/30/21 06:40	03/30/21 16:33	7440-22-4	
7471 Mercury	Analytical Method: EPA 7471 Preparation Method: EPA 7471 Pace Analytical Services - Green Bay								
Mercury	**<0.010**	mg/kg	0.035	0.010	1	04/01/21 09:21	04/01/21 14:06	7439-97-6	
Percent Moisture	Analytical Method: ASTM D2974-87 Pace Analytical Services - Green Bay								
Percent Moisture	**1.6**	%	0.10	0.10	1		03/29/21 11:58		

REPORT OF LABORATORY ANALYSIS

This report shall not be reproduced, except in full,
without the written consent of Pace Analytical Services, LLC.

Pace Analytical Services, LLC
1241 Bellevue Street - Suite 9
Green Bay, WI 54302
(920)469-2436

ANALYTICAL RESULTS

Project: 419610 MKC-CONCRETE SAMPLING
Pace Project No.: 40224111

Sample: CS-7E **Lab ID: 40224111005** Collected: 03/25/21 19:17 Received: 03/27/21 08:35 Matrix: Solid

Results reported on a "dry weight" basis and are adjusted for percent moisture, sample size and any dilutions.

Parameters	Results	Units	LOQ	LOD	DF	Prepared	Analyzed	CAS No.	Qual
8082A GCS PCB	Analytical Method: EPA 8082A Preparation Method: EPA 3541 Pace Analytical Services - Green Bay								
PCB, Total	**133**	ug/kg	51.3	15.6	1	03/29/21 13:14	04/02/21 00:56	1336-36-3	
PCB-1016 (Aroclor 1016)	**<15.6**	ug/kg	51.3	15.6	1	03/29/21 13:14	04/02/21 00:56	12674-11-2	
PCB-1221 (Aroclor 1221)	**<15.6**	ug/kg	51.3	15.6	1	03/29/21 13:14	04/02/21 00:56	11104-28-2	
PCB-1232 (Aroclor 1232)	**<15.6**	ug/kg	51.3	15.6	1	03/29/21 13:14	04/02/21 00:56	11141-16-5	
PCB-1242 (Aroclor 1242)	**<15.6**	ug/kg	51.3	15.6	1	03/29/21 13:14	04/02/21 00:56	53469-21-9	
PCB-1248 (Aroclor 1248)	**133**	ug/kg	51.3	15.6	1	03/29/21 13:14	04/02/21 00:56	12672-29-6	
PCB-1254 (Aroclor 1254)	**<15.6**	ug/kg	51.3	15.6	1	03/29/21 13:14	04/02/21 00:56	11097-69-1	
PCB-1260 (Aroclor 1260)	**<15.6**	ug/kg	51.3	15.6	1	03/29/21 13:14	04/02/21 00:56	11096-82-5	
Surrogates									
Tetrachloro-m-xylene (S)	74	%	67-102		1	03/29/21 13:14	04/02/21 00:56	877-09-8	
Decachlorobiphenyl (S)	42	%	47-114		1	03/29/21 13:14	04/02/21 00:56	2051-24-3	S0
6010 MET ICP	Analytical Method: EPA 6010 Preparation Method: EPA 3050 Pace Analytical Services - Green Bay								
Arsenic	**3.5**	mg/kg	2.6	1.5	1	03/30/21 06:40	03/30/21 16:35	7440-38-2	
Barium	**32.5**	mg/kg	0.51	0.15	1	03/30/21 06:40	03/30/21 16:35	7440-39-3	
Cadmium	**4.8**	mg/kg	0.51	0.14	1	03/30/21 06:40	03/30/21 16:35	7440-43-9	
Chromium	**13.1**	mg/kg	1.0	0.29	1	03/30/21 06:40	03/30/21 16:35	7440-47-3	
Lead	**2.8**	mg/kg	2.1	0.61	1	03/30/21 06:40	03/30/21 16:35	7439-92-1	
Selenium	**<1.3**	mg/kg	4.1	1.3	1	03/30/21 06:40	03/30/21 16:35	7782-49-2	
Silver	**0.33J**	mg/kg	1.0	0.32	1	03/30/21 06:40	03/30/21 16:35	7440-22-4	
7471 Mercury	Analytical Method: EPA 7471 Preparation Method: EPA 7471 Pace Analytical Services - Green Bay								
Mercury	**<0.0091**	mg/kg	0.032	0.0091	1	04/01/21 09:21	04/01/21 14:08	7439-97-6	
Percent Moisture	Analytical Method: ASTM D2974-87 Pace Analytical Services - Green Bay								
Percent Moisture	**2.9**	%	0.10	0.10	1		03/29/21 11:58		

REPORT OF LABORATORY ANALYSIS

This report shall not be reproduced, except in full,
without the written consent of Pace Analytical Services, LLC.

Pace Analytical Services, LLC
1241 Bellevue Street - Suite 9
Green Bay, WI 54302
(920)469-2436

ANALYTICAL RESULTS

Project: 419610 MKC-CONCRETE SAMPLING
Pace Project No.: 40224111

Sample: CS-7F **Lab ID: 40224111006** Collected: 03/25/21 20:05 Received: 03/27/21 08:35 Matrix: Solid

Results reported on a "dry weight" basis and are adjusted for percent moisture, sample size and any dilutions.

Parameters	Results	Units	LOQ	LOD	DF	Prepared	Analyzed	CAS No.	Qual
8082A GCS PCB	Analytical Method: EPA 8082A Preparation Method: EPA 3541 Pace Analytical Services - Green Bay								
PCB, Total	**120**	ug/kg	51.4	15.7	1	03/29/21 13:14	04/02/21 01:44	1336-36-3	
PCB-1016 (Aroclor 1016)	**<15.7**	ug/kg	51.4	15.7	1	03/29/21 13:14	04/02/21 01:44	12674-11-2	
PCB-1221 (Aroclor 1221)	**<15.7**	ug/kg	51.4	15.7	1	03/29/21 13:14	04/02/21 01:44	11104-28-2	
PCB-1232 (Aroclor 1232)	**<15.7**	ug/kg	51.4	15.7	1	03/29/21 13:14	04/02/21 01:44	11141-16-5	
PCB-1242 (Aroclor 1242)	**<15.7**	ug/kg	51.4	15.7	1	03/29/21 13:14	04/02/21 01:44	53469-21-9	
PCB-1248 (Aroclor 1248)	**120**	ug/kg	51.4	15.7	1	03/29/21 13:14	04/02/21 01:44	12672-29-6	
PCB-1254 (Aroclor 1254)	**<15.7**	ug/kg	51.4	15.7	1	03/29/21 13:14	04/02/21 01:44	11097-69-1	
PCB-1260 (Aroclor 1260)	**<15.7**	ug/kg	51.4	15.7	1	03/29/21 13:14	04/02/21 01:44	11096-82-5	
Surrogates									
Tetrachloro-m-xylene (S)	74	%	67-102		1	03/29/21 13:14	04/02/21 01:44	877-09-8	
Decachlorobiphenyl (S)	42	%	47-114		1	03/29/21 13:14	04/02/21 01:44	2051-24-3	S0
6010 MET ICP	Analytical Method: EPA 6010 Preparation Method: EPA 3050 Pace Analytical Services - Green Bay								
Arsenic	**2.8**	mg/kg	2.6	1.5	1	03/30/21 06:40	03/30/21 16:38	7440-38-2	
Barium	**45.0**	mg/kg	0.51	0.15	1	03/30/21 06:40	03/30/21 16:38	7440-39-3	
Cadmium	**0.92**	mg/kg	0.51	0.14	1	03/30/21 06:40	03/30/21 16:38	7440-43-9	
Chromium	**24.0**	mg/kg	1.0	0.28	1	03/30/21 06:40	03/30/21 16:38	7440-47-3	
Lead	**5.9**	mg/kg	2.0	0.61	1	03/30/21 06:40	03/30/21 16:38	7439-92-1	
Selenium	**<1.3**	mg/kg	4.1	1.3	1	03/30/21 06:40	03/30/21 16:38	7782-49-2	
Silver	**0.32J**	mg/kg	1.0	0.31	1	03/30/21 06:40	03/30/21 16:38	7440-22-4	
7471 Mercury	Analytical Method: EPA 7471 Preparation Method: EPA 7471 Pace Analytical Services - Green Bay								
Mercury	**<0.0098**	mg/kg	0.034	0.0098	1	04/01/21 09:21	04/01/21 14:11	7439-97-6	
Percent Moisture	Analytical Method: ASTM D2974-87 Pace Analytical Services - Green Bay								
Percent Moisture	**3.1**	%	0.10	0.10	1		03/29/21 11:58		

REPORT OF LABORATORY ANALYSIS

This report shall not be reproduced, except in full,
without the written consent of Pace Analytical Services, LLC.

Pace Analytical Services, LLC
1241 Bellevue Street - Suite 9
Green Bay, WI 54302
(920)469-2436

QUALITY CONTROL DATA

Project: 419610 MKC-CONCRETE SAMPLING
Pace Project No.: 40224111

QC Batch: 381257 Analysis Method: EPA 7471
QC Batch Method: EPA 7471 Analysis Description: 7471 Mercury
Laboratory: Pace Analytical Services - Green Bay
Associated Lab Samples: 40224111001, 40224111002, 40224111003, 40224111004, 40224111005, 40224111006

METHOD BLANK: 2198719 Matrix: Solid
Associated Lab Samples: 40224111001, 40224111002, 40224111003, 40224111004, 40224111005, 40224111006

Parameter	Units	Blank Result	Reporting Limit	Analyzed	Qualifiers
Mercury	mg/kg	<0.010	0.035	04/01/21 13:13	

LABORATORY CONTROL SAMPLE: 2198720

Parameter	Units	Spike Conc.	LCS Result	LCS % Rec	% Rec Limits	Qualifiers
Mercury	mg/kg	0.83	0.82	99	85-115	

MATRIX SPIKE & MATRIX SPIKE DUPLICATE: 2198721 2198722

Parameter	Units	40224127001 Result	MS Spike Conc.	MSD Spike Conc.	MS Result	MSD Result	MS % Rec	MSD % Rec	% Rec Limits	RPD	Max RPD	Qual
Mercury	mg/kg	<0.042	0.98	0.99	1.0	1.0	103	102	85-115	1	20	

Results presented on this page are in the units indicated by the "Units" column except where an alternate unit is presented to the right of the result.

REPORT OF LABORATORY ANALYSIS

This report shall not be reproduced, except in full,
without the written consent of Pace Analytical Services, LLC.

Pace Analytical Services, LLC
1241 Bellevue Street - Suite 9
Green Bay, WI 54302
(920)469-2436

QUALITY CONTROL DATA

Project: 419610 MKC-CONCRETE SAMPLING
Pace Project No.: 40224111

QC Batch: 380888
QC Batch Method: EPA 3050
Analysis Method: EPA 6010
Analysis Description: 6010 MET
Laboratory: Pace Analytical Services - Green Bay
Associated Lab Samples: 40224111001, 40224111002, 40224111003, 40224111004, 40224111005, 40224111006

METHOD BLANK: 2197118 Matrix: Solid
Associated Lab Samples: 40224111001, 40224111002, 40224111003, 40224111004, 40224111005, 40224111006

Parameter	Units	Blank Result	Reporting Limit	Analyzed	Qualifiers
Arsenic	mg/kg	<1.5	2.5	03/30/21 15:31	
Barium	mg/kg	<0.15	0.50	03/30/21 15:31	
Cadmium	mg/kg	<0.13	0.50	03/30/21 15:31	
Chromium	mg/kg	<0.28	1.0	03/30/21 15:31	
Lead	mg/kg	<0.60	2.0	03/30/21 15:31	
Selenium	mg/kg	<1.3	4.0	03/30/21 15:31	
Silver	mg/kg	<0.31	1.0	03/30/21 15:31	

LABORATORY CONTROL SAMPLE: 2197119

Parameter	Units	Spike Conc.	LCS Result	LCS % Rec	% Rec Limits	Qualifiers
Arsenic	mg/kg	50	46.8	94	80-120	
Barium	mg/kg	50	45.2	90	80-120	
Cadmium	mg/kg	50	46.4	93	80-120	
Chromium	mg/kg	50	50.7	101	80-120	
Lead	mg/kg	50	48.7	97	80-120	
Selenium	mg/kg	50	48.7	97	80-120	
Silver	mg/kg	25	23.6	95	80-120	

MATRIX SPIKE & MATRIX SPIKE DUPLICATE: 2197120 2197121

Parameter	Units	40224116001 Result	MS Spike Conc.	MSD Spike Conc.	MS Result	MSD Result	MS % Rec	MSD % Rec	% Rec Limits	RPD	Max RPD	Qual
Arsenic	mg/kg	<1.6	53.8	53.6	48.9	47.9	89	87	75-125	2	20	
Barium	mg/kg	23.5	53.8	53.6	75.6	71.0	97	89	75-125	6	20	
Cadmium	mg/kg	<0.14	53.8	53.6	48.1	47.9	89	89	75-125	0	20	
Chromium	mg/kg	6.6	53.8	53.6	59.8	60.6	99	101	75-125	1	20	
Lead	mg/kg	23.4	53.8	53.6	68.6	72.1	84	91	75-125	5	20	
Selenium	mg/kg	<1.4	53.8	53.6	50.1	49.2	93	92	75-125	2	20	
Silver	mg/kg	<0.33	27	26.9	24.7	24.9	91	92	75-125	1	20	

Results presented on this page are in the units indicated by the "Units" column except where an alternate unit is presented to the right of the result.

REPORT OF LABORATORY ANALYSIS

This report shall not be reproduced, except in full,
without the written consent of Pace Analytical Services, LLC.

Pace Analytical Services, LLC
1241 Bellevue Street - Suite 9
Green Bay, WI 54302
(920)469-2436

QUALITY CONTROL DATA

Project: 419610 MKC-CONCRETE SAMPLING
Pace Project No.: 40224111

QC Batch: 380926
QC Batch Method: EPA 3541
Analysis Method: EPA 8082A
Analysis Description: 8082 GCS PCB
Laboratory: Pace Analytical Services - Green Bay
Associated Lab Samples: 40224111001, 40224111002, 40224111003, 40224111004, 40224111005, 40224111006

METHOD BLANK: 2197284 Matrix: Solid
Associated Lab Samples: 40224111001, 40224111002, 40224111003, 40224111004, 40224111005, 40224111006

Parameter	Units	Blank Result	Reporting Limit	Analyzed	Qualifiers
PCB-1016 (Aroclor 1016)	ug/kg	<15.2	50.0	03/30/21 10:40	
PCB-1221 (Aroclor 1221)	ug/kg	<15.2	50.0	03/30/21 10:40	
PCB-1232 (Aroclor 1232)	ug/kg	<15.2	50.0	03/30/21 10:40	
PCB-1242 (Aroclor 1242)	ug/kg	<15.2	50.0	03/30/21 10:40	
PCB-1248 (Aroclor 1248)	ug/kg	<15.2	50.0	03/30/21 10:40	
PCB-1254 (Aroclor 1254)	ug/kg	<15.2	50.0	03/30/21 10:40	
PCB-1260 (Aroclor 1260)	ug/kg	<15.2	50.0	03/30/21 10:40	
Decachlorobiphenyl (S)	%	91	47-114	03/30/21 10:40	
Tetrachloro-m-xylene (S)	%	90	67-102	03/30/21 10:40	

LABORATORY CONTROL SAMPLE: 2197285

Parameter	Units	Spike Conc.	LCS Result	LCS % Rec	% Rec Limits	Qualifiers
PCB-1016 (Aroclor 1016)	ug/kg		<15.2			
PCB-1221 (Aroclor 1221)	ug/kg		<15.2			
PCB-1232 (Aroclor 1232)	ug/kg		<15.2			
PCB-1242 (Aroclor 1242)	ug/kg		<15.2			
PCB-1248 (Aroclor 1248)	ug/kg		<15.2			
PCB-1254 (Aroclor 1254)	ug/kg		<15.2			
PCB-1260 (Aroclor 1260)	ug/kg	500	449	90	69-115	
Decachlorobiphenyl (S)	%			90	47-114	
Tetrachloro-m-xylene (S)	%			90	67-102	

MATRIX SPIKE & MATRIX SPIKE DUPLICATE: 2197286 2197287

Parameter	Units	40223997001 Result	MS Spike Conc.	MSD Spike Conc.	MS Result	MSD Result	MS % Rec	MSD % Rec	% Rec Limits	RPD	Max RPD	Qual
PCB-1016 (Aroclor 1016)	ug/kg	<46.5			<46.8	<46.6					20	
PCB-1221 (Aroclor 1221)	ug/kg	<46.5			<46.8	<46.6					20	
PCB-1232 (Aroclor 1232)	ug/kg	<46.5			<46.8	<46.6					20	
PCB-1242 (Aroclor 1242)	ug/kg	<46.5			<46.8	<46.6					20	
PCB-1248 (Aroclor 1248)	ug/kg	154			157	160				1	20	
PCB-1254 (Aroclor 1254)	ug/kg	337			413	427				3	20	
PCB-1260 (Aroclor 1260)	ug/kg	914	513	510	1420	1450	99	104	45-120	2	20	
Decachlorobiphenyl (S)	%						76	79	47-114			
Tetrachloro-m-xylene (S)	%						88	89	67-102			

Results presented on this page are in the units indicated by the "Units" column except where an alternate unit is presented to the right of the result.

REPORT OF LABORATORY ANALYSIS

This report shall not be reproduced, except in full,
without the written consent of Pace Analytical Services, LLC.

Pace Analytical Services, LLC
1241 Bellevue Street - Suite 9
Green Bay, WI 54302
(920)469-2436

QUALITY CONTROL DATA

Project: 419610 MKC-CONCRETE SAMPLING
Pace Project No.: 40224111

QC Batch: 380828
QC Batch Method: ASTM D2974-87
Analysis Method: ASTM D2974-87
Analysis Description: Dry Weight/Percent Moisture
Laboratory: Pace Analytical Services - Green Bay
Associated Lab Samples: 40224111001, 40224111002, 40224111003

SAMPLE DUPLICATE: 2196893

Parameter	Units	40224112009 Result	Dup Result	RPD	Max RPD	Qualifiers
Percent Moisture	%	20.7	20.1	3	10	

Results presented on this page are in the units indicated by the "Units" column except where an alternate unit is presented to the right of the result.

REPORT OF LABORATORY ANALYSIS

This report shall not be reproduced, except in full,
without the written consent of Pace Analytical Services, LLC.

Pace Analytical Services, LLC
1241 Bellevue Street - Suite 9
Green Bay, WI 54302
(920)469-2436

QUALITY CONTROL DATA

Project: 419610 MKC-CONCRETE SAMPLING
Pace Project No.: 40224111

QC Batch: 380917
QC Batch Method: ASTM D2974-87
Analysis Method: ASTM D2974-87
Analysis Description: Dry Weight/Percent Moisture
Laboratory: Pace Analytical Services - Green Bay
Associated Lab Samples: 40224111004, 40224111005, 40224111006

SAMPLE DUPLICATE: 2197259

Parameter	Units	40224125001 Result	Dup Result	RPD	Max RPD	Qualifiers
Percent Moisture	%	3.5	3.4	3	10	

Results presented on this page are in the units indicated by the "Units" column except where an alternate unit is presented to the right of the result.

REPORT OF LABORATORY ANALYSIS

This report shall not be reproduced, except in full,
without the written consent of Pace Analytical Services, LLC.

Pace Analytical Services, LLC
1241 Bellevue Street - Suite 9
Green Bay, WI 54302
(920)469-2436

QUALIFIERS

Project: 419610 MKC-CONCRETE SAMPLING
Pace Project No.: 40224111

DEFINITIONS

DF - Dilution Factor, if reported, represents the factor applied to the reported data due to dilution of the sample aliquot.

ND - Not Detected at or above LOD.

J - Estimated concentration at or above the LOD and below the LOQ.

LOD - Limit of Detection adjusted for dilution factor, percent moisture, initial weight and final volume.

LOQ - Limit of Quantitation adjusted for dilution factor, percent moisture, initial weight and final volume.

S - Surrogate

1,2-Diphenylhydrazine decomposes to and cannot be separated from Azobenzene using Method 8270. The result for each analyte is a combined concentration.

Consistent with EPA guidelines, unrounded data are displayed and have been used to calculate % recovery and RPD values.

LCS(D) - Laboratory Control Sample (Duplicate)

MS(D) - Matrix Spike (Duplicate)

DUP - Sample Duplicate

RPD - Relative Percent Difference

NC - Not Calculable.

SG - Silica Gel - Clean-Up

U - Indicates the compound was analyzed for, but not detected at or above the adjusted LOD.

N-Nitrosodiphenylamine decomposes and cannot be separated from Diphenylamine using Method 8270. The result reported for each analyte is a combined concentration.

Pace Analytical is TNI accredited. Contact your Pace PM for the current list of accredited analytes.

TNI - The NELAC Institute.

ANALYTE QUALIFIERS

S0 Surrogate recovery outside laboratory control limits.

This report shall not be reproduced, except in full,
without the written consent of Pace Analytical Services, LLC.

Pace Analytical Services, LLC
1241 Bellevue Street - Suite 9
Green Bay, WI 54302
(920)469-2436

QUALITY CONTROL DATA CROSS REFERENCE TABLE

Project: 419610 MKC-CONCRETE SAMPLING
Pace Project No.: 40224111

Lab ID	Sample ID	QC Batch Method	QC Batch	Analytical Method	Analytical Batch
40224111001	**CS-7A**	EPA 3541	380926	EPA 8082A	380939
40224111002	**CS-7B**	EPA 3541	380926	EPA 8082A	380939
40224111003	**CS-7C**	EPA 3541	380926	EPA 8082A	380939
40224111004	**CS-7D**	EPA 3541	380926	EPA 8082A	380939
40224111005	**CS-7E**	EPA 3541	380926	EPA 8082A	380939
40224111006	**CS-7F**	EPA 3541	380926	EPA 8082A	380939
40224111001	**CS-7A**	EPA 3050	380888	EPA 6010	381064
40224111002	**CS-7B**	EPA 3050	380888	EPA 6010	381064
40224111003	**CS-7C**	EPA 3050	380888	EPA 6010	381064
40224111004	**CS-7D**	EPA 3050	380888	EPA 6010	381064
40224111005	**CS-7E**	EPA 3050	380888	EPA 6010	381064
40224111006	**CS-7F**	EPA 3050	380888	EPA 6010	381064
40224111001	**CS-7A**	EPA 7471	381257	EPA 7471	381272
40224111002	**CS-7B**	EPA 7471	381257	EPA 7471	381272
40224111003	**CS-7C**	EPA 7471	381257	EPA 7471	381272
40224111004	**CS-7D**	EPA 7471	381257	EPA 7471	381272
40224111005	**CS-7E**	EPA 7471	381257	EPA 7471	381272
40224111006	**CS-7F**	EPA 7471	381257	EPA 7471	381272
40224111001	**CS-7A**	ASTM D2974-87	380828		
40224111002	**CS-7B**	ASTM D2974-87	380828		
40224111003	**CS-7C**	ASTM D2974-87	380828		
40224111004	**CS-7D**	ASTM D2974-87	380917		
40224111005	**CS-7E**	ASTM D2974-87	380917		
40224111006	**CS-7F**	ASTM D2974-87	380917		

This report shall not be reproduced, except in full,
without the written consent of Pace Analytical Services, LLC.

Pace Analytical™
www.pacelabs.com

CHAIN-OF-CUSTODY / Analytical Request Document

The Chain-of-Custody is a LEGAL DOCUMENT. All relevant fields must be completed accurately.

40224111

Section A — Required Client Information:

Company:	TRC/MKC
Address:	708 Heartland Trail Suite 3000
	Madison, WI 53717
Email To:	astehn@trccompanies.com
Phone: 608-807-8112	Fax:
Requested Due Date/TAT:	PCBs - Normal TAT; Metals - Normal TAT

Section B — Required Project Information:

Report To:	astehn@trccompanies.com
Copy To:	kvater@trccompanies.com
Purchase Order No.:	164902
Project Name:	MKC - Concrete Sampling
Project Number:	419610.0000.0000 Phase 00005

Section C — Invoice Information:

Attention:	astehn@trccompanies.com
Company Name:	TRC
Address:	Same as Section A
Pace Quote Reference:	
Pace Project Manager:	
Pace Profile #:	

REGULATORY AGENCY

☐ NPDES ☐ GROUND WATER ☐ DRINKING WATER
☐ UST ☐ RCRA ☑ OTHER EPA/WDNR

Site Location STATE: WI

Section D — Required Client Information

SAMPLE ID
(A-Z, 0-9 / ,-)
Sample IDs MUST BE UNIQUE

Valid Matrix Codes

MATRIX	CODE
DRINKING WATER	DW
WATER	WT
WASTE WATER	WW
PRODUCT	P
SOIL/SOLID	SL
OIL	OL
WIPE	WP
AIR	AR
OTHER	OT
TISSUE	TS

Requested Analysis Filtered (Y/N)

ITEM #	SAMPLE ID	MATRIX CODE (see valid codes to left)	SAMPLE TYPE (G=GRAB C=COMP)	COLLECTED: COMPOSITE START DATE	COMPOSITE START TIME	COMPOSITE END/GRAB DATE	COMPOSITE END/GRAB TIME	SAMPLE TEMP AT COLLECTION	# OF CONTAINERS	Preservatives: Unpreserved	H_2SO_4	HNO_3	HCl	NaOH	$Na_2S_2O_3$	Methanol	Other	Analysis Test Y/N	PCBs	RCRA Metals (Totals)	Residual Chlorine (Y/N)	Pace Project No./ Lab I.D.
1	CS-7A	SL	C	-	-	03/25/21	18:45		2	X									X	X		001
2	CS-7B	SL	C	-	-	03/25/21	19:31		2	X									X	X		002
3	CS-7C	SL	C	-	-	03/25/21	19:00		2	X									X	X		003
4	CS-7D	SL	C	-	-	03/25/21	19:47		2	X									X	X		004
5	CS-7E	SL	C	-	-	03/25/21	19:17		2	X									X	X		005
6	CS-7F	SL	C	-	-	03/25/21	20:05		2	X									X	X		006
7																						
8																						
9																						
10																						
11																						
12																						

ADDITIONAL COMMENTS	RELINQUISHED BY / AFFILIATION	DATE	TIME	ACCEPTED BY / AFFILIATION	DATE	TIME	SAMPLE CONDITIONS: Temp in °C	Received on Ice (Y/N)	Custody Sealed Cooler (Y/N)	Samples Intact (Y/N)
	Andrew Stehn / TRC	3/26/21	1445							
	C.S logistics	3/27/21	0835	[signature] Pace	3/27/21	0835	.5	Y	Y	Y

SAMPLER NAME AND SIGNATURE

PRINT Name of SAMPLER: Andrew Stehn

SIGNATURE of SAMPLER: Andrew M. Stehn

DATE Signed (MM/DD/YY): 3/25/21

*Important Note: By signing this form you are accepting Pace's NET 30 day payment terms and agreeing to late charges of 1.5% per month for any invoices not paid within 30 days.

Pace Analytical™
www.pacelabs.com

CHAIN-OF-CUSTODY / Analytical Request Document

The Chain-of-Custody is a LEGAL DOCUMENT. All relevant fields must be completed accurately.

40224111

Section A Required Client Information:

Company:	TRC/MKC
Address:	708 Heartland Trail Suite 3000
	Madison, WI 53717
Email To:	astehn@trccompanies.com
Phone: 608-807-8112	Fax:
Requested Due Date/TAT:	PCBs - 2 Day TAT See additional comments

Section B Required Project Information:

Report To:	astehn@trccompanies.com
Copy To:	kvater@trccompanies.com
Purchase Order No.:	164902
Project Name:	MKC - Concrete Sampling
Project Number:	419610.0000.0000 Phase 00005

Section C Invoice Information:

Attention:	astehn@trccompanies.com
Company Name:	TRC
Address:	Same as Section A
Pace Quote Reference:	
Pace Project Manager:	
Pace Profile #:	

REGULATORY AGENCY

☐ NPDES ☐ GROUND WATER ☐ DRINKING WATER
☐ UST ☐ RCRA ☑ OTHER EPA/WDNR

Site Location STATE: WI

Section D Required Client Information

SAMPLE ID
(A-Z, 0-9 / ,-)
Sample IDs MUST BE UNIQUE

Valid Matrix Codes

MATRIX	CODE
DRINKING WATER	DW
WATER	WT
WASTE WATER	WW
PRODUCT	P
SOIL/SOLID	SL
OIL	OL
WIPE	WP
AIR	AR
OTHER	OT
TISSUE	TS

Requested Analysis Filtered (Y/N)

ITEM #	MATRIX CODE (see valid codes to left)	SAMPLE TYPE (G=GRAB C=COMP)	COLLECTED COMPOSITE START DATE	COLLECTED COMPOSITE START TIME	COLLECTED COMPOSITE END/GRAB DATE	COLLECTED COMPOSITE END/GRAB TIME	SAMPLE TEMP AT COLLECTION	# OF CONTAINERS	Preservatives: Unpreserved	H_2SO_4	HNO_3	HCl	NaOH	$Na_2S_2O_3$	Methanol	Other	Y/N: Analysis Test ↓ PCBs (HOLD)	Residual Chlorine (Y/N)	Pace Project No./ Lab I.D.
1 A-1	SL	G	-	-	03/25/21	16:50		1	X								X		007
2 A-2	SL	G	-	-	03/25/21	16:45		1	X								X		008
3 A-3	SL	G	-	-	03/25/21	16:42		1	X								X		009
4 A-4	SL	G	-	-	03/25/21	16:38		1	X								X		010
5 A-5	SL	G	-	-	03/25/21	16:35		1	X								X		011
6 A-6	SL	G	-	-	03/25/21	16:15		1	X								X		012
7 A-7	SL	G	-	-	03/25/21	16:03		1	X								X		013
8																			
9																			
10																			
11																			
12																			

ADDITIONAL COMMENTS	RELINQUISHED BY / AFFILIATION	DATE	TIME	ACCEPTED BY / AFFILIATION	DATE	TIME	SAMPLE CONDITIONS			
Samples to be logged and placed on hold pending composite samples. If samples are analyzed, TAT is 2 days.	/TRC	3/26/21	1445							
	C.S logistics	3/27/21	0835	Pace	3/27/21	0835	.5	Y	Y	Y

SAMPLER NAME AND SIGNATURE

PRINT Name of SAMPLER: Andrew Stehn

SIGNATURE of SAMPLER: Andrew M. Stehn

DATE Signed (MM/DD/YY): 3/25/21

Temp in °C | Received on Ice (Y/N) | Custody Sealed Cooler (Y/N) | Samples Intact (Y/N)

*Important Note: By signing this form you are accepting Pace's NET 30 day payment terms and agreeing to late charges of 1.5% per month for any invoices not paid within 30 days.

Pace Analytical™
www.pacelabs.com

CHAIN-OF-CUSTODY / Analytical Request Document

The Chain-of-Custody is a LEGAL DOCUMENT. All relevant fields must be completed accurately.

40224111

Page: 3 of 6

Section A Required Client Information:

Company:	TRC/MKC
Address:	708 Heartland Trail Suite 3000
	Madison, WI 53717
Email To:	astehn@trccompanies.com
Phone: 608-807-8112	Fax:
Requested Due Date/TAT:	PCBs - 2 Day TAT See additional comments

Section B Required Project Information:

Report To:	astehn@trccompanies.com
Copy To:	kvater@trccompanies.com
Purchase Order No.:	164902
Project Name:	MKC - Concrete Sampling
Project Number:	419610.0000.0000 Phase 00005

Section C Invoice Information:

Attention:	astehn@trccompanies.com
Company Name:	TRC
Address:	Same as Section A
Pace Quote Reference:	
Pace Project Manager:	
Pace Profile #:	

REGULATORY AGENCY

☐ NPDES ☐ GROUND WATER ☐ DRINKING WATER
☐ UST ☐ RCRA ☑ OTHER EPA/WDNR

Site Location STATE: WI

Section D Required Client Information

SAMPLE ID
(A-Z, 0-9 / ,-)
Sample IDs MUST BE UNIQUE

Valid Matrix Codes

MATRIX	CODE
DRINKING WATER	DW
WATER	WT
WASTE WATER	WW
PRODUCT	P
SOIL/SOLID	SL
OIL	OL
WIPE	WP
AIR	AR
OTHER	OT
TISSUE	TS

Requested Analysis Filtered (Y/N)

ITEM #	SAMPLE ID	MATRIX CODE (see valid codes to left)	SAMPLE TYPE (G=GRAB C=COMP)	COLLECTED COMPOSITE START DATE	COLLECTED COMPOSITE START TIME	COLLECTED COMPOSITE END/GRAB DATE	COLLECTED COMPOSITE END/GRAB TIME	SAMPLE TEMP AT COLLECTION	# OF CONTAINERS	Preservatives: Unpreserved	H_2SO_4	HNO_3	HCl	NaOH	$Na_2S_2O_3$	Methanol	Other	Analysis Test Y/N	Analysis Test: PCBs (HOLD)	Residual Chlorine (Y/N)	Pace Project No./ Lab I.D.
1	B-1	SL	G	-	-	03/25/21	15:27		1	X									X		014
2	B-2	SL	G	-	-	03/25/21	15:32		1	X									X		015
3	B-3	SL	G	-	-	03/25/21	15:40		1	X									X		016
4	B-4	SL	G	-	-	03/25/21	15:44		1	X									X		017
5	B-5	SL	G	-	-	03/25/21	15:49		1	X									X		018
6	B-6	SL	G	-	-	03/25/21	15:53		1	X									X		019
7	B-7	SL	G	-	-	03/25/21	15:58		1	X									X		020
8																					
9																					
10																					
11																					
12																					

ADDITIONAL COMMENTS	RELINQUISHED BY / AFFILIATION	DATE	TIME	ACCEPTED BY / AFFILIATION	DATE	TIME	SAMPLE CONDITIONS: Temp in °C	Received on Ice (Y/N)	Custody Sealed Cooler (Y/N)	Samples Intact (Y/N)
Samples to be logged and placed on hold pending composite samples. If samples are analyzed, TAT is 2 days.	[signature] / TRC	3/26/21	1445							
	C.S logistics	3/27/21	0835	[signature] / pace	3/27/21	0835	.5	Y	Y	Y

SAMPLER NAME AND SIGNATURE

PRINT Name of SAMPLER: Andrew Stehn

SIGNATURE of SAMPLER: Andrew M. Stehn

DATE Signed (MM/DD/YY): 3/25/21

*Important Note: By signing this form you are accepting Pace's NET 30 day payment terms and agreeing to late charges of 1.5% per month for any invoices not paid within 30 days.

Pace Analytical™ www.pacelabs.com

CHAIN-OF-CUSTODY / Analytical Request Document

The Chain-of-Custody is a LEGAL DOCUMENT. All relevant fields must be completed accurately.

40224111

Section A Required Client Information:

Company:	TRC/MKC
Address:	708 Heartland Trail Suite 3000
	Madison, WI 53717
Email To:	astehn@trccompanies.com
Phone: 608-807-8112	Fax:
Requested Due Date/TAT:	PCBs - 2 Day TAT See additional comments

Section B Required Project Information:

Report To:	astehn@trccompanies.com
Copy To:	kvater@trccompanies.com
Purchase Order No.:	164902
Project Name:	MKC - Concrete Sampling
Project Number:	419610.0000.0000 Phase 00005

Section C Invoice Information:

Attention:	astehn@trccompanies.com
Company Name:	TRC
Address:	Same as Section A
Pace Quote Reference:	
Pace Project Manager:	
Pace Profile #:	

REGULATORY AGENCY

☐ NPDES ☐ GROUND WATER ☐ DRINKING WATER
☐ UST ☐ RCRA ☑ OTHER EPA/WDNR

Site Location STATE: WI

Section D Required Client Information

SAMPLE ID (A-Z, 0-9 / ,-) Sample IDs MUST BE UNIQUE

Valid Matrix Codes

MATRIX	CODE
DRINKING WATER	DW
WATER	WT
WASTE WATER	WW
PRODUCT	P
SOIL/SOLID	SL
OIL	OL
WIPE	WP
AIR	AR
OTHER	OT
TISSUE	TS

Requested Analysis Filtered (Y/N)

ITEM #	SAMPLE ID	MATRIX CODE (see valid codes to left)	SAMPLE TYPE (G=GRAB C=COMP)	COLLECTED COMPOSITE START DATE	COLLECTED COMPOSITE START TIME	COLLECTED COMPOSITE END/GRAB DATE	COLLECTED COMPOSITE END/GRAB TIME	SAMPLE TEMP AT COLLECTION	# OF CONTAINERS	Preservatives: Unpreserved	H_2SO_4	HNO_3	HCl	NaOH	$Na_2S_2O_3$	Methanol	Other	Analysis Test Y/N	PCBs (HOLD)	Residual Chlorine (Y/N)	Pace Project No./ Lab I.D.
1	C-1	SL	G	-	-	03/25/21	14:41		1	X								X	X		021
2	C-2	SL	G	-	-	03/25/21	14:52		1	X								X	X		022
3	C-3	SL	G	-	-	03/25/21	14:57		1	X								X	X		023
4	C-4	SL	G	-	-	03/25/21	15:01		1	X								X	X		024
5	C-5	SL	G	-	-	03/25/21	15:10		1	X								X	X		025
6	C-6	SL	G	-	-	03/25/21	15:16		1	X								X	X		026
7	C-7	SL	G	-	-	03/25/21	15:21		1	X								X	X		027
8																					
9																					
10																					
11																					
12																					

ADDITIONAL COMMENTS	RELINQUISHED BY / AFFILIATION	DATE	TIME	ACCEPTED BY / AFFILIATION	DATE	TIME	SAMPLE CONDITIONS			
Samples to be logged and placed on hold pending composite samples. If samples are analyzed, TAT is 2 days.	[signature] / TRC	3/26/21	1445							
	C.S logistics	3/27/21	0835	[signature] Pace	3/27/21	0835	.5	Y	Y	Y

SAMPLER NAME AND SIGNATURE		Temp in °C	Received on Ice (Y/N)	Custody Sealed Cooler (Y/N)	Samples Intact (Y/N)
PRINT Name of SAMPLER:	Andrew Stehn				
SIGNATURE of SAMPLER:	Andrew M. Stehn	DATE Signed (MM/DD/YY):	3/25/21		

*Important Note: By signing this form you are accepting Pace's NET 30 day payment terms and agreeing to late charges of 1.5% per month for any invoices not paid within 30 days.

Pace Analytical™
www.pacelabs.com

CHAIN-OF-CUSTODY / Analytical Request Document

The Chain-of-Custody is a LEGAL DOCUMENT. All relevant fields must be completed accurately.

40224111

Section A Required Client Information:

Company:	TRC/MKC
Address:	708 Heartland Trail Suite 3000
	Madison, WI 53717
Email To:	astehn@trccompanies.com
Phone: 608-807-8112	Fax:
Requested Due Date/TAT:	PCBs - 2 Day TAT See additional comments

Section B Required Project Information:

Report To:	astehn@trccompanies.com
Copy To:	kvater@trccompanies.com
Purchase Order No.:	164902
Project Name:	MKC - Concrete Sampling
Project Number:	419610.0000.0000 Phase 00005

Section C Invoice Information:

Attention:	astehn@trccompanies.com
Company Name:	TRC
Address:	Same as Section A
Pace Quote Reference:	
Pace Project Manager:	
Pace Profile #:	

REGULATORY AGENCY

☐ NPDES ☐ GROUND WATER ☐ DRINKING WATER
☐ UST ☐ RCRA ☑ OTHER EPA/WDNR

Site Location STATE: WI

Section D Required Client Information

SAMPLE ID
(A-Z, 0-9 / ,-)
Sample IDs MUST BE UNIQUE

Valid Matrix Codes

MATRIX	CODE
DRINKING WATER	DW
WATER	WT
WASTE WATER	WW
PRODUCT	P
SOIL/SOLID	SL
OIL	OL
WIPE	WP
AIR	AR
OTHER	OT
TISSUE	TS

Requested Analysis Filtered (Y/N)

ITEM #	Sample ID	MATRIX CODE (see valid codes to left)	SAMPLE TYPE (G=GRAB C=COMP)	COLLECTED COMPOSITE START DATE	COLLECTED COMPOSITE START TIME	COLLECTED COMPOSITE END/GRAB DATE	COLLECTED COMPOSITE END/GRAB TIME	SAMPLE TEMP AT COLLECTION	# OF CONTAINERS	Preservatives: Unpreserved	H_2SO_4	HNO_3	HCl	NaOH	$Na_2S_2O_3$	Methanol	Other	Analysis Test Y/N	Analysis Test: PCBs (HOLD)	Residual Chlorine (Y/N)	Pace Project No./ Lab I.D.
1	D-1	SL	G	-	-	03/25/21	12:54		1	X								X	X		028
2	D-2	SL	G	-	-	03/25/21	14:17		1	X								X	X		029
3	D-3	SL	G	-	-	03/25/21	14:23		1	X								X	X		030
4	D-4	SL	G	-	-	03/25/21	14:28		1	X								X	X		031
5	D-5	SL	G	-	-	03/25/21	14:31		1	X								X	X		032
6	D-6	SL	G	-	-	03/25/21	14:36		1	X								X	X		033
7	D-7	SL	G	-	-	03/25/21	14:46		1	X								X	X		034
8																					
9																					
10																					
11																					
12																					

ADDITIONAL COMMENTS	RELINQUISHED BY / AFFILIATION	DATE	TIME	ACCEPTED BY / AFFILIATION	DATE	TIME	SAMPLE CONDITIONS: Temp in °C	Received on Ice (Y/N)	Custody Sealed Cooler (Y/N)	Samples Intact (Y/N)
Samples to be logged and placed on hold pending composite samples. If samples are analyzed, TAT is 2 days.	[illegible]/TRC	3/26/21	1445							
	C.S logistics	3/27/21	0835	[illegible] Pace	3/27/21	0835	.5	Y	Y	Y

SAMPLER NAME AND SIGNATURE

PRINT Name of SAMPLER: Andrew Stehn

SIGNATURE of SAMPLER: Andrew M. Stehn

DATE Signed (MM/DD/YY): 3/25/21

*Important Note: By signing this form you are accepting Pace's NET 30 day payment terms and agreeing to late charges of 1.5% per month for any invoices not paid within 30 days.

Pace Analytical™
www.pacelabs.com

CHAIN-OF-CUSTODY / Analytical Request Document

The Chain-of-Custody is a LEGAL DOCUMENT. All relevant fields must be completed accurately.

40224111

Section A Required Client Information:

Company:	TRC/MKC
Address:	708 Heartland Trail Suite 3000
	Madison, WI 53717
Email To:	astehn@trccompanies.com
Phone: 608-807-8112	Fax:
Requested Due Date/TAT:	PCBs - 2 Day TAT See additional comments

Section B Required Project Information:

Report To:	astehn@trccompanies.com
Copy To:	kvater@trccompanies.com
Purchase Order No.:	164902
Project Name:	MKC - Concrete Sampling
Project Number:	419610.0000.0000 Phase 00005

Section C Invoice Information:

Attention:	astehn@trccompanies.com
Company Name:	TRC
Address:	Same as Section A
Pace Quote Reference:	
Pace Project Manager:	
Pace Profile #:	

REGULATORY AGENCY

☐ NPDES ☐ GROUND WATER ☐ DRINKING WATER
☐ UST ☐ RCRA ☑ OTHER EPA/WDNR

Site Location STATE: WI

Section D Required Client Information

SAMPLE ID
(A-Z, 0-9 / ,-)
Sample IDs MUST BE UNIQUE

Valid Matrix Codes

MATRIX	CODE
DRINKING WATER	DW
WATER	WT
WASTE WATER	WW
PRODUCT	P
SOIL/SOLID	SL
OIL	OL
WIPE	WP
AIR	AR
OTHER	OT
TISSUE	TS

ITEM #	Section D SAMPLE ID	MATRIX CODE (see valid codes to left)	SAMPLE TYPE (G=GRAB C=COMP)	COLLECTED COMPOSITE START DATE	COLLECTED COMPOSITE START TIME	COLLECTED COMPOSITE END/GRAB DATE	COLLECTED COMPOSITE END/GRAB TIME	SAMPLE TEMP AT COLLECTION	# OF CONTAINERS	Preservatives: Unpreserved	H_2SO_4	HNO_3	HCl	NaOH	$Na_2S_2O_3$	Methanol	Other	Requested Analysis Filtered (Y/N) Y/N	Analysis Test: PCBs (HOLD)	Residual Chlorine (Y/N)	Pace Project No./ Lab I.D.
1	E-1	SL	G	-	-	03/25/21	12:50		1	X								X			035
2	E-2	SL	G	-	-	03/25/21	12:35		1	X								X			036
3	E-3	SL	G	-	-	03/25/21	12:31		1	X								X			037
4	E-4	SL	G	-	-	03/25/21	12:14		1	X								X			038
5	E-5	SL	G	-	-	03/25/21	12:10		1	X								X			039
6	E-6	SL	G	-	-	03/25/21	12:26		1	X								X			040
7	E-7	SL	G	-	-	03/25/21	12:18		1	X								X			041
8																					
9																					
10																					
11																					
12																					

ADDITIONAL COMMENTS	RELINQUISHED BY / AFFILIATION	DATE	TIME	ACCEPTED BY / AFFILIATION	DATE	TIME	SAMPLE CONDITIONS: Temp in °C	Received on Ice (Y/N)	Custody Sealed Cooler (Y/N)	Samples Intact (Y/N)
Samples to be logged and placed on hold pending composite samples. If samples are analyzed, TAT is 2 days.	TRC	3/26/21	1445							
	C.S logistics	3/27/21	0835	Pace	3/27/21	0835	.5	Y	Y	Y

SAMPLER NAME AND SIGNATURE

PRINT Name of SAMPLER: Andrew Stehn

SIGNATURE of SAMPLER: Andrew M. Stehn

DATE Signed (MM/DD/YY): 3/25/21

*Important Note: By signing this form you are accepting Pace's NET 30 day payment terms and agreeing to late charges of 1.5% per month for any invoices not paid within 30 days.

Client Name: TRC / MKC

Sample Preservation Receipt Form

Project # 402254111

Pace Analytical Services, LLC
1241 Bellevue Street, Suite 9
Green Bay, WI 54302

All containers needing preservation have been checked and noted below: ☐Yes ☐No ☒N/A MK 3-27-21

Lab Lot# of pH paper: Lab Std #ID of preservation (if pH adjusted):

Initial when completed: Date/ Time:

Pace Lab #	Glass								Plastic					Vials						Jars				General			VOA Vials (>6mm) *	H2SO4 pH ≤2	NaOH+Zn Act pH ≥9	NaOH pH ≥12	HNO3 pH ≤2	pH after adjusted	Volume (mL)
	AG1U	BG1U	AG1H	AG4S	AG4U	AG5U	AG2S	BG3U	BP1U	BP3U	BP3B	BP3N	BP3S	VG9A	DG9T	VG9U	VG9H	VG9M	VG9D	JGFU	JG9U	WGFU	WPFU	SP5T	ZPLC	GN						
001																				2												2.5 / 5 / 10
002																				2												2.5 / 5 / 10
003																				2												2.5 / 5 / 10
004																				2												2.5 / 5 / 10
005																				2												2.5 / 5 / 10
006																				2												2.5 / 5 / 10
007																				-												2.5 / 5 / 10
008																				-												2.5 / 5 / 10
009																				-												2.5 / 5 / 10
010																				-												2.5 / 5 / 10
011																				-												2.5 / 5 / 10
012																				-												2.5 / 5 / 10
013																				-												2.5 / 5 / 10
014																				-												2.5 / 5 / 10
015																				-												2.5 / 5 / 10
016																				-												2.5 / 5 / 10
017																				-												2.5 / 5 / 10
018																				-												2.5 / 5 / 10
019																				-												2.5 / 5 / 10
020																				-												2.5 / 5 / 10

Exceptions to preservation check: VOA, Coliform, TOC, TOX, TOH, O&G, WI DRO, Phenolics, Other: _____ Headspace in VOA Vials (>6mm) : ☐Yes ☐No ☒N/A MK 3-27-21 *Yes, look in headspace column

AG1U	1 liter amber glass
BG1U	1 liter clear glass
AG1H	1 liter amber glass HCL
AG4S	125 mL amber glass H2SO4
AG4U	120 mL amber glass unpres
AG5U	100 mL amber glass unpres
AG2S	500 mL amber glass H2SO4
BG3U	250 mL clear glass unpres

BP1U	1 liter plastic unpres
BP3U	250 mL plastic unpres
BP3B	250 mL plastic NaOH
BP3N	250 mL plastic HNO3
BP3S	250 mL plastic H2SO4

VG9A	40 mL clear ascorbic
DG9T	40 mL amber Na Thio
VG9U	40 mL clear vial unpres
VG9H	40 mL clear vial HCL
VG9M	40 mL clear vial MeOH
VG9D	40 mL clear vial DI

JGFU	4 oz amber jar unpres
JG9U	9 oz amber jar unpres
WGFU	4 oz clear jar unpres
WPFU	4 oz plastic jar unpres
SP5T	120 mL plastic Na Thiosulfate
ZPLC	ziploc bag
GN	

MK 3-27-21

Pace Analytical Services, LLC
1241 Bellevue Street, Suite 9
Green Bay, WI 54302

Sample Preservation Receipt Form

Client Name: TRC MKC Project #: 40224111

Pace Lab #	Glass								Plastic					Vials						Jars				General			VOA Vials (>6mm) *	H2SO4 pH ≤2	NaOH+Zn Act pH ≥9	NaOH pH ≥12	HNO3 pH ≤2	pH after adjusted	Volume (mL)
	AG1U	BG1U	AG1H	AG4S	AG4U	AG5U	AG2S	BG3U	BP1U	BP3U	BP3B	BP3N	BP3S	VG9A	DG9T	VG9U	VG9H	VG9M	VG9D	JGFU	JG9U	WGFU	WPFU	SP5T	ZPLC	GN						
021																																2.5 / 5 / 10
022																																2.5 / 5 / 10
023																																2.5 / 5 / 10
024																																2.5 / 5 / 10
025																																2.5 / 5 / 10
026																																2.5 / 5 / 10
027																																2.5 / 5 / 10
028																																2.5 / 5 / 10
029																																2.5 / 5 / 10
030																																2.5 / 5 / 10
031																																2.5 / 5 / 10
032																																2.5 / 5 / 10
033																																2.5 / 5 / 10
034																																2.5 / 5 / 10
035																																2.5 / 5 / 10
036																																2.5 / 5 / 10
037																																2.5 / 5 / 10
038																																2.5 / 5 / 10
039																																2.5 / 5 / 10
040																																2.5 / 5 / 10
041																																2.5 / 5 / 10
																																2.5 / 5 / 10
																																2.5 / 5 / 10
																																2.5 / 5 / 10
																																2.5 / 5 / 10
																																2.5 / 5 / 10
																																2.5 / 5 / 10
																																2.5 / 5 / 10

Pace Analytical® 1241 Bellevue Street, Green Bay, WI 54302	Document Name: Sample Condition Upon Receipt (SCUR)	Document Revised: 26Mar2020
	Document No.: ENV-FRM-GBAY-0014-Rev.00	Author: Pace Green Bay Quality Office

Sample Condition Upon Receipt Form (SCUR)

Client Name: TRC / MRC

Project #:

WO# : 40224111

40224111

Courier: ☒ CS Logistics ☐ Fed Ex ☐ Speedee ☐ UPS ☐ Waltco ☐ Client ☐ Pace Other:

Tracking #: —

Custody Seal on Cooler/Box Present: ☒ yes ☐ no Seals intact: ☒ yes ☐ no

Custody Seal on Samples Present: ☐ yes ☒ no Seals intact: ☐ yes ☐ no

Packing Material: ☒ Bubble Wrap ☒ Bubble Bags ☐ None ☐ Other

Thermometer Used SR - 90 **Type of Ice:** (Wet) Blue Dry None ☒ Samples on ice, cooling process has begun

Cooler Temperature Uncorr: 1.0 /Corr: 0.5

Temp Blank Present: ☐ yes ☒ no **Biological Tissue is Frozen:** ☐ yes ☐ no

Temp should be above freezing to 6°C.
Biota Samples may be received at ≤ 0°C if shipped on Dry Ice.

Person examining contents:
Date: 3/27/21 /Initials: [illegible]
Labeled By Initials: MLR

Chain of Custody Present:	☒Yes ☐No ☐N/A	1.
Chain of Custody Filled Out: MLR 3-27-21	☒Yes ☐No ☐N/A	2. PM MLR 3-27-21
Chain of Custody Relinquished:	☒Yes ☐No ☐N/A	3.
Sampler Name & Signature on COC:	☒Yes ☐No ☐N/A	4.
Samples Arrived within Hold Time:	☒Yes ☐No	5.
- VOA Samples frozen upon receipt	☐Yes ☐No	Date/Time:
Short Hold Time Analysis (<72hr):	☐Yes ☒No	6.
Rush Turn Around Time Requested:	☐Yes ☒No	7.
Sufficient Volume: For Analysis: ☒Yes ☐No MS/MSD:	☐Yes ☒No ☐N/A	8.
Correct Containers Used:	☒Yes ☐No	9. MLR 3-27-21
-Pace Containers Used:	☒Yes ☒No ☐N/A	
-Pace IR Containers Used:	☐Yes ☐No ☒N/A	
Containers Intact:	☒Yes ☐No	10.
Filtered volume received for Dissolved tests	☐Yes ☐No ☒N/A	11.
Sample Labels match COC: MLR 3-27-21 -Includes date/time/ID/Analysis Matrix: S	☒Yes ☒No ☐N/A	12. 823: no date MLR 3-27-21
Trip Blank Present:	☐Yes ☐No ☒N/A	13.
Trip Blank Custody Seals Present	☐Yes ☐No ☒N/A	
Pace Trip Blank Lot # (if purchased):		

Client Notification/ Resolution: If checked, see attached form for additional comments ☐

Person Contacted: Date/Time:

Comments/ Resolution:

PM Review is documented electronically in LIMs. By releasing the project, the PM acknowledges they have reviewed the sample logi

Section 8

Pace Analytical Services, LLC
1241 Bellevue Street - Suite 9
Green Bay, WI 54302
(920)469-2436

April 07, 2021

Andrew Stehn
TRC Madison
708 Heartland Trail
Madison, WI 53717

RE: Project: 419610.0.0 PH 5 MKC-CONCRETE S
Pace Project No.: 40224018

Dear Andrew Stehn:

Enclosed are the analytical results for sample(s) received by the laboratory on March 26, 2021. The results relate only to the samples included in this report. Results reported herein conform to the applicable TNI/NELAC Standards and the laboratory's Quality Manual, where applicable, unless otherwise noted in the body of the report.

The test results provided in this final report were generated by each of the following laboratories within the Pace Network:

- Pace Analytical Services - Green Bay

If you have any questions concerning this report, please feel free to contact me.

Sincerely,

Tod Noltemeyer

Tod Noltemeyer
tod.noltemeyer@pacelabs.com
(920)469-2436
Project Manager

Enclosures

cc: Peggy Popp, TRC - Madison
Katherine Vater, TRC
Ben Wachholz, TRC Madison

This report shall not be reproduced, except in full,
without the written consent of Pace Analytical Services, LLC.

Pace Analytical Services, LLC
1241 Bellevue Street - Suite 9
Green Bay, WI 54302
(920)469-2436

CERTIFICATIONS

Project: 419610.0.0 PH 5 MKC-CONCRETE S
Pace Project No.: 40224018

Pace Analytical Services Green Bay
1241 Bellevue Street, Green Bay, WI 54302
Florida/NELAP Certification #: E87948
Illinois Certification #: 200050
Kentucky UST Certification #: 82
Louisiana Certification #: 04168
Minnesota Certification #: 055-999-334
New York Certification #: 12064
North Dakota Certification #: R-150
Virginia VELAP ID: 460263
South Carolina Certification #: 83006001
Texas Certification #: T104704529-14-1
Wisconsin Certification #: 405132750
Wisconsin DATCP Certification #: 105-444
USDA Soil Permit #: P330-16-00157
Federal Fish & Wildlife Permit #: LE51774A-0

REPORT OF LABORATORY ANALYSIS

This report shall not be reproduced, except in full,
without the written consent of Pace Analytical Services, LLC.

Pace Analytical Services, LLC
1241 Bellevue Street - Suite 9
Green Bay, WI 54302
(920)469-2436

SAMPLE SUMMARY

Project: 419610.0.0 PH 5 MKC-CONCRETE S
Pace Project No.: 40224018

Lab ID	Sample ID	Matrix	Date Collected	Date Received
40224018001	CS-8A	Solid	03/25/21 13:14	03/26/21 08:00
40224018002	CS-8B	Solid	03/25/21 08:50	03/26/21 08:00
40224018003	CS-8C	Solid	03/25/21 13:29	03/26/21 08:00
40224018004	CS-8D	Solid	03/25/21 09:18	03/26/21 08:00
40224018005	CS-8E	Solid	03/25/21 13:40	03/26/21 08:00
40224018006	CS-8F	Solid	03/25/21 09:40	03/26/21 08:00
40224018007	F-1	Solid	03/24/21 17:17	03/26/21 08:00
40224018008	F-2	Solid	03/24/21 17:13	03/26/21 08:00
40224018009	F-3	Solid	03/25/21 12:00	03/26/21 08:00
40224018010	F-4	Solid	03/25/21 11:57	03/26/21 08:00
40224018011	F-5	Solid	03/25/21 11:50	03/26/21 08:00
40224018012	F-6	Solid	03/25/21 11:45	03/26/21 08:00
40224018013	F-7	Solid	03/24/21 17:09	03/26/21 08:00
40224018014	G-1	Solid	03/24/21 16:41	03/26/21 08:00
40224018015	G-2	Solid	03/24/21 16:45	03/26/21 08:00
40224018016	G-3	Solid	03/24/21 16:49	03/26/21 08:00
40224018017	G-4	Solid	03/24/21 16:53	03/26/21 08:00
40224018018	G-5	Solid	03/24/21 16:58	03/26/21 08:00
40224018019	G-6	Solid	03/24/21 17:00	03/26/21 08:00
40224018020	G-7	Solid	03/24/21 17:06	03/26/21 08:00
40224018021	H-1	Solid	03/24/21 16:33	03/26/21 08:00
40224018022	H-2	Solid	03/24/21 16:29	03/26/21 08:00
40224018023	H-3	Solid	03/24/21 16:25	03/26/21 08:00
40224018024	H-4	Solid	03/24/21 16:20	03/26/21 08:00
40224018025	H-5	Solid	03/24/21 16:16	03/26/21 08:00
40224018026	H-6	Solid	03/24/21 16:12	03/26/21 08:00
40224018027	H-7	Solid	03/24/21 16:08	03/26/21 08:00
40224018028	I-1	Solid	03/24/21 12:59	03/26/21 08:00
40224018029	I-2	Solid	03/24/21 12:48	03/26/21 08:00
40224018030	I-3	Solid	03/24/21 12:41	03/26/21 08:00
40224018031	I-4	Solid	03/24/21 12:10	03/26/21 08:00
40224018032	I-5	Solid	03/24/21 12:15	03/26/21 08:00
40224018033	I-6	Solid	03/24/21 12:19	03/26/21 08:00
40224018034	I-7	Solid	03/24/21 12:24	03/26/21 08:00

REPORT OF LABORATORY ANALYSIS

This report shall not be reproduced, except in full,
without the written consent of Pace Analytical Services, LLC.

Pace Analytical Services, LLC
1241 Bellevue Street - Suite 9
Green Bay, WI 54302
(920)469-2436

SAMPLE ANALYTE COUNT

Project: 419610.0.0 PH 5 MKC-CONCRETE S
Pace Project No.: 40224018

Lab ID	Sample ID	Method	Analysts	Analytes Reported
40224018001	**CS-8A**	EPA 8082A	BLM	10
		EPA 6010	TXW	7
		EPA 7471	AJT	1
		ASTM D2974-87	AH	1
40224018002	**CS-8B**	EPA 8082A	BLM	10
		EPA 6010	TXW	7
		EPA 7471	AJT	1
		ASTM D2974-87	AH	1
40224018003	**CS-8C**	EPA 8082A	BLM	10
		EPA 6010	TXW	7
		EPA 7471	AJT	1
		ASTM D2974-87	AH	1
40224018004	**CS-8D**	EPA 8082A	BLM	10
		EPA 6010	TXW	7
		EPA 7471	AJT	1
		ASTM D2974-87	AH	1
40224018005	**CS-8E**	EPA 8082A	BLM	10
		EPA 6010	TXW	7
		EPA 7471	AJT	1
		ASTM D2974-87	AH	1
40224018006	**CS-8F**	EPA 8082A	BLM	10
		EPA 6010	TXW	7
		EPA 7471	AJT	1
		ASTM D2974-87	AH	1

PASI-G = Pace Analytical Services - Green Bay

REPORT OF LABORATORY ANALYSIS

This report shall not be reproduced, except in full,
without the written consent of Pace Analytical Services, LLC.

Pace Analytical Services, LLC
1241 Bellevue Street - Suite 9
Green Bay, WI 54302
(920)469-2436

SUMMARY OF DETECTION

Project: 419610.0.0 PH 5 MKC-CONCRETE S
Pace Project No.: 40224018

Lab Sample ID / Method	Client Sample ID / Parameters	Result	Units	Report Limit	Analyzed	Qualifiers
40224018001	**CS-8A**					
EPA 8082A	PCB-1242 (Aroclor 1242)	370	ug/kg	153	04/02/21 05:45	
EPA 8082A	PCB, Total	370	ug/kg	153	04/02/21 05:45	
EPA 6010	Arsenic	4.3	mg/kg	2.5	03/30/21 13:29	
EPA 6010	Barium	44.6	mg/kg	0.51	03/30/21 13:29	
EPA 6010	Cadmium	0.24J	mg/kg	0.51	03/30/21 13:29	
EPA 6010	Chromium	17.6	mg/kg	1.0	03/30/21 13:29	
EPA 6010	Lead	2.9	mg/kg	2.0	03/30/21 13:29	
ASTM D2974-87	Percent Moisture	1.8	%	0.10	03/26/21 11:12	
40224018002	**CS-8B**					
EPA 8082A	PCB-1248 (Aroclor 1248)	164	ug/kg	102	04/02/21 04:09	
EPA 8082A	PCB, Total	164	ug/kg	102	04/02/21 04:09	
EPA 6010	Arsenic	3.3	mg/kg	2.5	03/30/21 13:38	
EPA 6010	Barium	40.4	mg/kg	0.50	03/30/21 13:38	
EPA 6010	Cadmium	0.24J	mg/kg	0.50	03/30/21 13:38	
EPA 6010	Chromium	13.0	mg/kg	0.99	03/30/21 13:38	
EPA 6010	Lead	3.5	mg/kg	2.0	03/30/21 13:38	
ASTM D2974-87	Percent Moisture	2.1	%	0.10	03/26/21 11:12	
40224018003	**CS-8C**					
EPA 8082A	PCB-1242 (Aroclor 1242)	642	ug/kg	152	04/02/21 04:57	
EPA 8082A	PCB, Total	642	ug/kg	152	04/02/21 04:57	
EPA 6010	Arsenic	3.1J	mg/kg	4.7	03/31/21 09:37	D3
EPA 6010	Barium	45.6	mg/kg	0.94	03/31/21 09:37	
EPA 6010	Cadmium	0.27J	mg/kg	0.94	03/31/21 09:37	D3
EPA 6010	Chromium	13.8	mg/kg	1.9	03/31/21 09:37	
EPA 6010	Lead	4.6	mg/kg	3.8	03/31/21 09:37	
ASTM D2974-87	Percent Moisture	1.9	%	0.10	03/26/21 11:12	
40224018004	**CS-8D**					
EPA 8082A	PCB-1248 (Aroclor 1248)	323	ug/kg	51.0	03/30/21 11:28	
EPA 8082A	PCB, Total	323	ug/kg	51.0	03/30/21 11:28	
EPA 6010	Arsenic	3.3	mg/kg	2.5	03/30/21 13:45	
EPA 6010	Barium	31.0	mg/kg	0.49	03/30/21 13:45	
EPA 6010	Cadmium	0.28J	mg/kg	0.49	03/30/21 13:45	
EPA 6010	Chromium	10.6	mg/kg	0.99	03/30/21 13:45	
EPA 6010	Lead	3.3	mg/kg	2.0	03/30/21 13:45	
ASTM D2974-87	Percent Moisture	2.0	%	0.10	03/26/21 11:12	
40224018005	**CS-8E**					
EPA 8082A	PCB-1248 (Aroclor 1248)	385	ug/kg	51.2	03/30/21 12:16	
EPA 8082A	PCB, Total	385	ug/kg	51.2	03/30/21 12:16	
EPA 6010	Arsenic	3.0J	mg/kg	5.1	03/31/21 09:39	D3
EPA 6010	Barium	48.5	mg/kg	1.0	03/31/21 09:39	
EPA 6010	Cadmium	0.43J	mg/kg	1.0	03/31/21 09:39	D3
EPA 6010	Chromium	22.5	mg/kg	2.0	03/31/21 09:39	
EPA 6010	Lead	5.1	mg/kg	4.1	03/31/21 09:39	
ASTM D2974-87	Percent Moisture	2.7	%	0.10	03/26/21 11:12	

REPORT OF LABORATORY ANALYSIS

This report shall not be reproduced, except in full,
without the written consent of Pace Analytical Services, LLC.

Pace Analytical Services, LLC
1241 Bellevue Street - Suite 9
Green Bay, WI 54302
(920)469-2436

SUMMARY OF DETECTION

Project: 419610.0.0 PH 5 MKC-CONCRETE S
Pace Project No.: 40224018

Lab Sample ID / Method	Client Sample ID / Parameters	Result	Units	Report Limit	Analyzed	Qualifiers
40224018006	**CS-8F**					
EPA 8082A	PCB-1248 (Aroclor 1248)	740	ug/kg	154	04/02/21 06:32	
EPA 8082A	PCB, Total	740	ug/kg	154	04/02/21 06:32	
EPA 6010	Arsenic	3.1	mg/kg	2.5	03/30/21 13:55	
EPA 6010	Barium	46.8	mg/kg	0.51	03/30/21 13:55	
EPA 6010	Cadmium	0.45J	mg/kg	0.51	03/30/21 13:55	
EPA 6010	Chromium	12.8	mg/kg	1.0	03/30/21 13:55	
EPA 6010	Lead	5.5	mg/kg	2.0	03/30/21 13:55	
ASTM D2974-87	Percent Moisture	2.3	%	0.10	03/26/21 11:12	

This report shall not be reproduced, except in full,
without the written consent of Pace Analytical Services, LLC.

Pace Analytical Services, LLC
1241 Bellevue Street - Suite 9
Green Bay, WI 54302
(920)469-2436

PROJECT NARRATIVE

Project: 419610.0.0 PH 5 MKC-CONCRETE S
Pace Project No.: 40224018

Method: **EPA 8082A**
Description: 8082A GCS PCB
Client: TRC - MADISON
Date: April 07, 2021

General Information:
6 samples were analyzed for EPA 8082A by Pace Analytical Services Green Bay. All samples were received in acceptable condition with any exceptions noted below or on the chain-of custody and/or the sample condition upon receipt form (SCUR) attached at the end of this report.

Hold Time:
The samples were analyzed within the method required hold times with any exceptions noted below.

Sample Preparation:
The samples were prepared in accordance with EPA 3541 with any exceptions noted below.

Initial Calibrations (including MS Tune as applicable):
All criteria were within method requirements with any exceptions noted below.

Continuing Calibration:
All criteria were within method requirements with any exceptions noted below.

Surrogates:
All surrogates were within QC limits with any exceptions noted below.

QC Batch: 380926

S0: Surrogate recovery outside laboratory control limits.

- CS-8E (Lab ID: 40224018005)
  - Decachlorobiphenyl (S)
- CS-8F (Lab ID: 40224018006)
  - Decachlorobiphenyl (S)

Method Blank:
All analytes were below the report limit in the method blank, where applicable, with any exceptions noted below.

Laboratory Control Spike:
All laboratory control spike compounds were within QC limits with any exceptions noted below.

Matrix Spikes:
All percent recoveries and relative percent differences (RPDs) were within acceptance criteria with any exceptions noted below.

Additional Comments:

This report shall not be reproduced, except in full,
without the written consent of Pace Analytical Services, LLC.

Pace Analytical Services, LLC
1241 Bellevue Street - Suite 9
Green Bay, WI 54302
(920)469-2436

PROJECT NARRATIVE

Project: 419610.0.0 PH 5 MKC-CONCRETE S
Pace Project No.: 40224018

Method: **EPA 6010**
Description: 6010 MET ICP
Client: TRC - MADISON
Date: April 07, 2021

General Information:
6 samples were analyzed for EPA 6010 by Pace Analytical Services Green Bay. All samples were received in acceptable condition with any exceptions noted below or on the chain-of custody and/or the sample condition upon receipt form (SCUR) attached at the end of this report.

Hold Time:
The samples were analyzed within the method required hold times with any exceptions noted below.

Sample Preparation:
The samples were prepared in accordance with EPA 3050 with any exceptions noted below.

Initial Calibrations (including MS Tune as applicable):
All criteria were within method requirements with any exceptions noted below.

Continuing Calibration:
All criteria were within method requirements with any exceptions noted below.

Method Blank:
All analytes were below the report limit in the method blank, where applicable, with any exceptions noted below.

Laboratory Control Spike:
All laboratory control spike compounds were within QC limits with any exceptions noted below.

Matrix Spikes:
All percent recoveries and relative percent differences (RPDs) were within acceptance criteria with any exceptions noted below.

Additional Comments:

Analyte Comments:

QC Batch: 380907

D3: Sample was diluted due to the presence of high levels of non-target analytes or other matrix interference.

- CS-8C (Lab ID: 40224018003)
  - Silver
  - Arsenic
  - Cadmium
  - Selenium
- CS-8E (Lab ID: 40224018005)
  - Silver
  - Arsenic
  - Cadmium
  - Selenium

This report shall not be reproduced, except in full,
without the written consent of Pace Analytical Services, LLC.

Pace Analytical Services, LLC
1241 Bellevue Street - Suite 9
Green Bay, WI 54302
(920)469-2436

PROJECT NARRATIVE

Project: 419610.0.0 PH 5 MKC-CONCRETE S
Pace Project No.: 40224018

Method: **EPA 7471**
Description: 7471 Mercury
Client: TRC - MADISON
Date: April 07, 2021

General Information:
6 samples were analyzed for EPA 7471 by Pace Analytical Services Green Bay. All samples were received in acceptable condition with any exceptions noted below or on the chain-of custody and/or the sample condition upon receipt form (SCUR) attached at the end of this report.

Hold Time:
The samples were analyzed within the method required hold times with any exceptions noted below.

Sample Preparation:
The samples were prepared in accordance with EPA 7471 with any exceptions noted below.

Initial Calibrations (including MS Tune as applicable):
All criteria were within method requirements with any exceptions noted below.

Continuing Calibration:
All criteria were within method requirements with any exceptions noted below.

Method Blank:
All analytes were below the report limit in the method blank, where applicable, with any exceptions noted below.

Laboratory Control Spike:
All laboratory control spike compounds were within QC limits with any exceptions noted below.

Matrix Spikes:
All percent recoveries and relative percent differences (RPDs) were within acceptance criteria with any exceptions noted below.

Additional Comments:

This data package has been reviewed for quality and completeness and is approved for release.

This report shall not be reproduced, except in full,
without the written consent of Pace Analytical Services, LLC.

Pace Analytical Services, LLC
1241 Bellevue Street - Suite 9
Green Bay, WI 54302
(920)469-2436

ANALYTICAL RESULTS

Project: 419610.0.0 PH 5 MKC-CONCRETE S
Pace Project No.: 40224018

Sample: CS-8A **Lab ID: 40224018001** Collected: 03/25/21 13:14 Received: 03/26/21 08:00 Matrix: Solid

Results reported on a "dry weight" basis and are adjusted for percent moisture, sample size and any dilutions.

Parameters	Results	Units	LOQ	LOD	DF	Prepared	Analyzed	CAS No.	Qual
8082A GCS PCB	Analytical Method: EPA 8082A Preparation Method: EPA 3541 Pace Analytical Services - Green Bay								
PCB-1016 (Aroclor 1016)	**<46.5**	ug/kg	153	46.5	3	03/29/21 13:14	04/02/21 05:45	12674-11-2	
PCB-1221 (Aroclor 1221)	**<46.5**	ug/kg	153	46.5	3	03/29/21 13:14	04/02/21 05:45	11104-28-2	
PCB-1232 (Aroclor 1232)	**<46.5**	ug/kg	153	46.5	3	03/29/21 13:14	04/02/21 05:45	11141-16-5	
PCB-1242 (Aroclor 1242)	**370**	ug/kg	153	46.5	3	03/29/21 13:14	04/02/21 05:45	53469-21-9	
PCB-1248 (Aroclor 1248)	**<46.5**	ug/kg	153	46.5	3	03/29/21 13:14	04/02/21 05:45	12672-29-6	
PCB-1254 (Aroclor 1254)	**<46.5**	ug/kg	153	46.5	3	03/29/21 13:14	04/02/21 05:45	11097-69-1	
PCB-1260 (Aroclor 1260)	**<46.5**	ug/kg	153	46.5	3	03/29/21 13:14	04/02/21 05:45	11096-82-5	
PCB, Total	**370**	ug/kg	153	46.5	3	03/29/21 13:14	04/02/21 05:45	1336-36-3	
Surrogates									
Tetrachloro-m-xylene (S)	87	%	67-102		3	03/29/21 13:14	04/02/21 05:45	877-09-8	
Decachlorobiphenyl (S)	56	%	47-114		3	03/29/21 13:14	04/02/21 05:45	2051-24-3	
6010 MET ICP	Analytical Method: EPA 6010 Preparation Method: EPA 3050 Pace Analytical Services - Green Bay								
Arsenic	**4.3**	mg/kg	2.5	1.5	1	03/30/21 06:29	03/30/21 13:29	7440-38-2	
Barium	**44.6**	mg/kg	0.51	0.15	1	03/30/21 06:29	03/30/21 13:29	7440-39-3	
Cadmium	**0.24J**	mg/kg	0.51	0.13	1	03/30/21 06:29	03/30/21 13:29	7440-43-9	
Chromium	**17.6**	mg/kg	1.0	0.28	1	03/30/21 06:29	03/30/21 13:29	7440-47-3	
Lead	**2.9**	mg/kg	2.0	0.61	1	03/30/21 06:29	03/30/21 13:29	7439-92-1	
Selenium	**<1.3**	mg/kg	4.1	1.3	1	03/30/21 06:29	03/30/21 13:29	7782-49-2	
Silver	**<0.31**	mg/kg	1.0	0.31	1	03/30/21 06:29	03/30/21 13:29	7440-22-4	
7471 Mercury	Analytical Method: EPA 7471 Preparation Method: EPA 7471 Pace Analytical Services - Green Bay								
Mercury	**<0.0096**	mg/kg	0.034	0.0096	1	04/01/21 09:21	04/01/21 13:41	7439-97-6	
Percent Moisture	Analytical Method: ASTM D2974-87 Pace Analytical Services - Green Bay								
Percent Moisture	**1.8**	%	0.10	0.10	1		03/26/21 11:12		

REPORT OF LABORATORY ANALYSIS

This report shall not be reproduced, except in full,
without the written consent of Pace Analytical Services, LLC.

Pace Analytical Services, LLC
1241 Bellevue Street - Suite 9
Green Bay, WI 54302
(920)469-2436

ANALYTICAL RESULTS

Project: 419610.0.0 PH 5 MKC-CONCRETE S
Pace Project No.: 40224018

Sample: CS-8B **Lab ID: 40224018002** Collected: 03/25/21 08:50 Received: 03/26/21 08:00 Matrix: Solid

Results reported on a "dry weight" basis and are adjusted for percent moisture, sample size and any dilutions.

Parameters	Results	Units	LOQ	LOD	DF	Prepared	Analyzed	CAS No.	Qual
8082A GCS PCB	Analytical Method: EPA 8082A Preparation Method: EPA 3541 Pace Analytical Services - Green Bay								
PCB-1016 (Aroclor 1016)	**<31.0**	ug/kg	102	31.0	2	03/29/21 13:14	04/02/21 04:09	12674-11-2	
PCB-1221 (Aroclor 1221)	**<31.0**	ug/kg	102	31.0	2	03/29/21 13:14	04/02/21 04:09	11104-28-2	
PCB-1232 (Aroclor 1232)	**<31.0**	ug/kg	102	31.0	2	03/29/21 13:14	04/02/21 04:09	11141-16-5	
PCB-1242 (Aroclor 1242)	**<31.0**	ug/kg	102	31.0	2	03/29/21 13:14	04/02/21 04:09	53469-21-9	
PCB-1248 (Aroclor 1248)	**164**	ug/kg	102	31.0	2	03/29/21 13:14	04/02/21 04:09	12672-29-6	
PCB-1254 (Aroclor 1254)	**<31.0**	ug/kg	102	31.0	2	03/29/21 13:14	04/02/21 04:09	11097-69-1	
PCB-1260 (Aroclor 1260)	**<31.0**	ug/kg	102	31.0	2	03/29/21 13:14	04/02/21 04:09	11096-82-5	
PCB, Total	**164**	ug/kg	102	31.0	2	03/29/21 13:14	04/02/21 04:09	1336-36-3	
Surrogates									
Tetrachloro-m-xylene (S)	87	%	67-102		2	03/29/21 13:14	04/02/21 04:09	877-09-8	
Decachlorobiphenyl (S)	53	%	47-114		2	03/29/21 13:14	04/02/21 04:09	2051-24-3	
6010 MET ICP	Analytical Method: EPA 6010 Preparation Method: EPA 3050 Pace Analytical Services - Green Bay								
Arsenic	**3.3**	mg/kg	2.5	1.5	1	03/30/21 06:29	03/30/21 13:38	7440-38-2	
Barium	**40.4**	mg/kg	0.50	0.15	1	03/30/21 06:29	03/30/21 13:38	7440-39-3	
Cadmium	**0.24J**	mg/kg	0.50	0.13	1	03/30/21 06:29	03/30/21 13:38	7440-43-9	
Chromium	**13.0**	mg/kg	0.99	0.28	1	03/30/21 06:29	03/30/21 13:38	7440-47-3	
Lead	**3.5**	mg/kg	2.0	0.59	1	03/30/21 06:29	03/30/21 13:38	7439-92-1	
Selenium	**<1.3**	mg/kg	4.0	1.3	1	03/30/21 06:29	03/30/21 13:38	7782-49-2	
Silver	**<0.30**	mg/kg	0.99	0.30	1	03/30/21 06:29	03/30/21 13:38	7440-22-4	
7471 Mercury	Analytical Method: EPA 7471 Preparation Method: EPA 7471 Pace Analytical Services - Green Bay								
Mercury	**<0.0093**	mg/kg	0.033	0.0093	1	04/01/21 09:21	04/01/21 13:43	7439-97-6	
Percent Moisture	Analytical Method: ASTM D2974-87 Pace Analytical Services - Green Bay								
Percent Moisture	**2.1**	%	0.10	0.10	1		03/26/21 11:12		

REPORT OF LABORATORY ANALYSIS

This report shall not be reproduced, except in full,
without the written consent of Pace Analytical Services, LLC.

Pace Analytical Services, LLC
1241 Bellevue Street - Suite 9
Green Bay, WI 54302
(920)469-2436

ANALYTICAL RESULTS

Project: 419610.0.0 PH 5 MKC-CONCRETE S
Pace Project No.: 40224018

Sample: CS-8C **Lab ID: 40224018003** Collected: 03/25/21 13:29 Received: 03/26/21 08:00 Matrix: Solid

Results reported on a "dry weight" basis and are adjusted for percent moisture, sample size and any dilutions.

Parameters	Results	Units	LOQ	LOD	DF	Prepared	Analyzed	CAS No.	Qual
8082A GCS PCB	Analytical Method: EPA 8082A Preparation Method: EPA 3541 Pace Analytical Services - Green Bay								
PCB-1016 (Aroclor 1016)	**<46.4**	ug/kg	152	46.4	3	03/29/21 13:14	04/02/21 04:57	12674-11-2	
PCB-1221 (Aroclor 1221)	**<46.4**	ug/kg	152	46.4	3	03/29/21 13:14	04/02/21 04:57	11104-28-2	
PCB-1232 (Aroclor 1232)	**<46.4**	ug/kg	152	46.4	3	03/29/21 13:14	04/02/21 04:57	11141-16-5	
PCB-1242 (Aroclor 1242)	**642**	ug/kg	152	46.4	3	03/29/21 13:14	04/02/21 04:57	53469-21-9	
PCB-1248 (Aroclor 1248)	**<46.4**	ug/kg	152	46.4	3	03/29/21 13:14	04/02/21 04:57	12672-29-6	
PCB-1254 (Aroclor 1254)	**<46.4**	ug/kg	152	46.4	3	03/29/21 13:14	04/02/21 04:57	11097-69-1	
PCB-1260 (Aroclor 1260)	**<46.4**	ug/kg	152	46.4	3	03/29/21 13:14	04/02/21 04:57	11096-82-5	
PCB, Total	**642**	ug/kg	152	46.4	3	03/29/21 13:14	04/02/21 04:57	1336-36-3	
Surrogates									
Tetrachloro-m-xylene (S)	80	%	67-102		3	03/29/21 13:14	04/02/21 04:57	877-09-8	
Decachlorobiphenyl (S)	47	%	47-114		3	03/29/21 13:14	04/02/21 04:57	2051-24-3	
6010 MET ICP	Analytical Method: EPA 6010 Preparation Method: EPA 3050 Pace Analytical Services - Green Bay								
Arsenic	**3.1J**	mg/kg	4.7	2.8	2	03/30/21 06:29	03/31/21 09:37	7440-38-2	D3
Barium	**45.6**	mg/kg	0.94	0.28	2	03/30/21 06:29	03/31/21 09:37	7440-39-3	
Cadmium	**0.27J**	mg/kg	0.94	0.25	2	03/30/21 06:29	03/31/21 09:37	7440-43-9	D3
Chromium	**13.8**	mg/kg	1.9	0.52	2	03/30/21 06:29	03/31/21 09:37	7440-47-3	
Lead	**4.6**	mg/kg	3.8	1.1	2	03/30/21 06:29	03/31/21 09:37	7439-92-1	
Selenium	**<2.5**	mg/kg	7.6	2.5	2	03/30/21 06:29	03/31/21 09:37	7782-49-2	D3
Silver	**<0.58**	mg/kg	1.9	0.58	2	03/30/21 06:29	03/31/21 09:37	7440-22-4	D3
7471 Mercury	Analytical Method: EPA 7471 Preparation Method: EPA 7471 Pace Analytical Services - Green Bay								
Mercury	**<0.0099**	mg/kg	0.035	0.0099	1	04/01/21 09:21	04/01/21 13:45	7439-97-6	
Percent Moisture	Analytical Method: ASTM D2974-87 Pace Analytical Services - Green Bay								
Percent Moisture	**1.9**	%	0.10	0.10	1		03/26/21 11:12		

REPORT OF LABORATORY ANALYSIS

This report shall not be reproduced, except in full,
without the written consent of Pace Analytical Services, LLC.

Pace Analytical Services, LLC
1241 Bellevue Street - Suite 9
Green Bay, WI 54302
(920)469-2436

ANALYTICAL RESULTS

Project: 419610.0.0 PH 5 MKC-CONCRETE S
Pace Project No.: 40224018

Sample: CS-8D **Lab ID: 40224018004** Collected: 03/25/21 09:18 Received: 03/26/21 08:00 Matrix: Solid

Results reported on a "dry weight" basis and are adjusted for percent moisture, sample size and any dilutions.

Parameters	Results	Units	LOQ	LOD	DF	Prepared	Analyzed	CAS No.	Qual
8082A GCS PCB	Analytical Method: EPA 8082A Preparation Method: EPA 3541 Pace Analytical Services - Green Bay								
PCB-1016 (Aroclor 1016)	**<15.5**	ug/kg	51.0	15.5	1	03/29/21 13:14	03/30/21 11:28	12674-11-2	
PCB-1221 (Aroclor 1221)	**<15.5**	ug/kg	51.0	15.5	1	03/29/21 13:14	03/30/21 11:28	11104-28-2	
PCB-1232 (Aroclor 1232)	**<15.5**	ug/kg	51.0	15.5	1	03/29/21 13:14	03/30/21 11:28	11141-16-5	
PCB-1242 (Aroclor 1242)	**<15.5**	ug/kg	51.0	15.5	1	03/29/21 13:14	03/30/21 11:28	53469-21-9	
PCB-1248 (Aroclor 1248)	**323**	ug/kg	51.0	15.5	1	03/29/21 13:14	03/30/21 11:28	12672-29-6	
PCB-1254 (Aroclor 1254)	**<15.5**	ug/kg	51.0	15.5	1	03/29/21 13:14	03/30/21 11:28	11097-69-1	
PCB-1260 (Aroclor 1260)	**<15.5**	ug/kg	51.0	15.5	1	03/29/21 13:14	03/30/21 11:28	11096-82-5	
PCB, Total	**323**	ug/kg	51.0	15.5	1	03/29/21 13:14	03/30/21 11:28	1336-36-3	
Surrogates									
Tetrachloro-m-xylene (S)	81	%	67-102		1	03/29/21 13:14	03/30/21 11:28	877-09-8	
Decachlorobiphenyl (S)	49	%	47-114		1	03/29/21 13:14	03/30/21 11:28	2051-24-3	
6010 MET ICP	Analytical Method: EPA 6010 Preparation Method: EPA 3050 Pace Analytical Services - Green Bay								
Arsenic	**3.3**	mg/kg	2.5	1.4	1	03/30/21 06:29	03/30/21 13:45	7440-38-2	
Barium	**31.0**	mg/kg	0.49	0.15	1	03/30/21 06:29	03/30/21 13:45	7440-39-3	
Cadmium	**0.28J**	mg/kg	0.49	0.13	1	03/30/21 06:29	03/30/21 13:45	7440-43-9	
Chromium	**10.6**	mg/kg	0.99	0.27	1	03/30/21 06:29	03/30/21 13:45	7440-47-3	
Lead	**3.3**	mg/kg	2.0	0.59	1	03/30/21 06:29	03/30/21 13:45	7439-92-1	
Selenium	**<1.3**	mg/kg	3.9	1.3	1	03/30/21 06:29	03/30/21 13:45	7782-49-2	
Silver	**<0.30**	mg/kg	0.99	0.30	1	03/30/21 06:29	03/30/21 13:45	7440-22-4	
7471 Mercury	Analytical Method: EPA 7471 Preparation Method: EPA 7471 Pace Analytical Services - Green Bay								
Mercury	**<0.0096**	mg/kg	0.034	0.0096	1	04/01/21 09:21	04/01/21 13:48	7439-97-6	
Percent Moisture	Analytical Method: ASTM D2974-87 Pace Analytical Services - Green Bay								
Percent Moisture	**2.0**	%	0.10	0.10	1		03/26/21 11:12		

REPORT OF LABORATORY ANALYSIS

This report shall not be reproduced, except in full,
without the written consent of Pace Analytical Services, LLC.

Pace Analytical Services, LLC
1241 Bellevue Street - Suite 9
Green Bay, WI 54302
(920)469-2436

ANALYTICAL RESULTS

Project: 419610.0.0 PH 5 MKC-CONCRETE S
Pace Project No.: 40224018

Sample: CS-8E **Lab ID: 40224018005** Collected: 03/25/21 13:40 Received: 03/26/21 08:00 Matrix: Solid

Results reported on a "dry weight" basis and are adjusted for percent moisture, sample size and any dilutions.

Parameters	Results	Units	LOQ	LOD	DF	Prepared	Analyzed	CAS No.	Qual
8082A GCS PCB	Analytical Method: EPA 8082A Preparation Method: EPA 3541 Pace Analytical Services - Green Bay								
PCB-1016 (Aroclor 1016)	**<15.6**	ug/kg	51.2	15.6	1	03/29/21 13:14	03/30/21 12:16	12674-11-2	
PCB-1221 (Aroclor 1221)	**<15.6**	ug/kg	51.2	15.6	1	03/29/21 13:14	03/30/21 12:16	11104-28-2	
PCB-1232 (Aroclor 1232)	**<15.6**	ug/kg	51.2	15.6	1	03/29/21 13:14	03/30/21 12:16	11141-16-5	
PCB-1242 (Aroclor 1242)	**<15.6**	ug/kg	51.2	15.6	1	03/29/21 13:14	03/30/21 12:16	53469-21-9	
PCB-1248 (Aroclor 1248)	**385**	ug/kg	51.2	15.6	1	03/29/21 13:14	03/30/21 12:16	12672-29-6	
PCB-1254 (Aroclor 1254)	**<15.6**	ug/kg	51.2	15.6	1	03/29/21 13:14	03/30/21 12:16	11097-69-1	
PCB-1260 (Aroclor 1260)	**<15.6**	ug/kg	51.2	15.6	1	03/29/21 13:14	03/30/21 12:16	11096-82-5	
PCB, Total	**385**	ug/kg	51.2	15.6	1	03/29/21 13:14	03/30/21 12:16	1336-36-3	
Surrogates									
Tetrachloro-m-xylene (S)	69	%	67-102		1	03/29/21 13:14	03/30/21 12:16	877-09-8	
Decachlorobiphenyl (S)	42	%	47-114		1	03/29/21 13:14	03/30/21 12:16	2051-24-3	S0
6010 MET ICP	Analytical Method: EPA 6010 Preparation Method: EPA 3050 Pace Analytical Services - Green Bay								
Arsenic	**3.0J**	mg/kg	5.1	3.0	2	03/30/21 06:29	03/31/21 09:39	7440-38-2	D3
Barium	**48.5**	mg/kg	1.0	0.31	2	03/30/21 06:29	03/31/21 09:39	7440-39-3	
Cadmium	**0.43J**	mg/kg	1.0	0.27	2	03/30/21 06:29	03/31/21 09:39	7440-43-9	D3
Chromium	**22.5**	mg/kg	2.0	0.57	2	03/30/21 06:29	03/31/21 09:39	7440-47-3	
Lead	**5.1**	mg/kg	4.1	1.2	2	03/30/21 06:29	03/31/21 09:39	7439-92-1	
Selenium	**<2.7**	mg/kg	8.2	2.7	2	03/30/21 06:29	03/31/21 09:39	7782-49-2	D3
Silver	**<0.63**	mg/kg	2.0	0.63	2	03/30/21 06:29	03/31/21 09:39	7440-22-4	D3
7471 Mercury	Analytical Method: EPA 7471 Preparation Method: EPA 7471 Pace Analytical Services - Green Bay								
Mercury	**<0.0098**	mg/kg	0.034	0.0098	1	04/01/21 09:21	04/01/21 13:50	7439-97-6	
Percent Moisture	Analytical Method: ASTM D2974-87 Pace Analytical Services - Green Bay								
Percent Moisture	**2.7**	%	0.10	0.10	1		03/26/21 11:12		

REPORT OF LABORATORY ANALYSIS

This report shall not be reproduced, except in full,
without the written consent of Pace Analytical Services, LLC.

Pace Analytical Services, LLC
1241 Bellevue Street - Suite 9
Green Bay, WI 54302
(920)469-2436

ANALYTICAL RESULTS

Project: 419610.0.0 PH 5 MKC-CONCRETE S
Pace Project No.: 40224018

Sample: CS-8F **Lab ID: 40224018006** Collected: 03/25/21 09:40 Received: 03/26/21 08:00 Matrix: Solid

Results reported on a "dry weight" basis and are adjusted for percent moisture, sample size and any dilutions.

Parameters	Results	Units	LOQ	LOD	DF	Prepared	Analyzed	CAS No.	Qual
8082A GCS PCB	Analytical Method: EPA 8082A Preparation Method: EPA 3541 Pace Analytical Services - Green Bay								
PCB-1016 (Aroclor 1016)	**<46.9**	ug/kg	154	46.9	3	03/29/21 13:14	04/02/21 06:32	12674-11-2	
PCB-1221 (Aroclor 1221)	**<46.9**	ug/kg	154	46.9	3	03/29/21 13:14	04/02/21 06:32	11104-28-2	
PCB-1232 (Aroclor 1232)	**<46.9**	ug/kg	154	46.9	3	03/29/21 13:14	04/02/21 06:32	11141-16-5	
PCB-1242 (Aroclor 1242)	**<46.9**	ug/kg	154	46.9	3	03/29/21 13:14	04/02/21 06:32	53469-21-9	
PCB-1248 (Aroclor 1248)	**740**	ug/kg	154	46.9	3	03/29/21 13:14	04/02/21 06:32	12672-29-6	
PCB-1254 (Aroclor 1254)	**<46.9**	ug/kg	154	46.9	3	03/29/21 13:14	04/02/21 06:32	11097-69-1	
PCB-1260 (Aroclor 1260)	**<46.9**	ug/kg	154	46.9	3	03/29/21 13:14	04/02/21 06:32	11096-82-5	
PCB, Total	**740**	ug/kg	154	46.9	3	03/29/21 13:14	04/02/21 06:32	1336-36-3	
Surrogates									
Tetrachloro-m-xylene (S)	75	%	67-102		3	03/29/21 13:14	04/02/21 06:32	877-09-8	
Decachlorobiphenyl (S)	44	%	47-114		3	03/29/21 13:14	04/02/21 06:32	2051-24-3	S0
6010 MET ICP	Analytical Method: EPA 6010 Preparation Method: EPA 3050 Pace Analytical Services - Green Bay								
Arsenic	**3.1**	mg/kg	2.5	1.5	1	03/30/21 06:29	03/30/21 13:55	7440-38-2	
Barium	**46.8**	mg/kg	0.51	0.15	1	03/30/21 06:29	03/30/21 13:55	7440-39-3	
Cadmium	**0.45J**	mg/kg	0.51	0.13	1	03/30/21 06:29	03/30/21 13:55	7440-43-9	
Chromium	**12.8**	mg/kg	1.0	0.28	1	03/30/21 06:29	03/30/21 13:55	7440-47-3	
Lead	**5.5**	mg/kg	2.0	0.61	1	03/30/21 06:29	03/30/21 13:55	7439-92-1	
Selenium	**<1.3**	mg/kg	4.1	1.3	1	03/30/21 06:29	03/30/21 13:55	7782-49-2	
Silver	**<0.31**	mg/kg	1.0	0.31	1	03/30/21 06:29	03/30/21 13:55	7440-22-4	
7471 Mercury	Analytical Method: EPA 7471 Preparation Method: EPA 7471 Pace Analytical Services - Green Bay								
Mercury	**<0.010**	mg/kg	0.036	0.010	1	04/01/21 09:21	04/01/21 13:52	7439-97-6	
Percent Moisture	Analytical Method: ASTM D2974-87 Pace Analytical Services - Green Bay								
Percent Moisture	**2.3**	%	0.10	0.10	1		03/26/21 11:12		

REPORT OF LABORATORY ANALYSIS

This report shall not be reproduced, except in full,
without the written consent of Pace Analytical Services, LLC.

Pace Analytical Services, LLC
1241 Bellevue Street - Suite 9
Green Bay, WI 54302
(920)469-2436

QUALITY CONTROL DATA

Project: 419610.0.0 PH 5 MKC-CONCRETE S
Pace Project No.: 40224018

QC Batch: 381257 Analysis Method: EPA 7471
QC Batch Method: EPA 7471 Analysis Description: 7471 Mercury
Laboratory: Pace Analytical Services - Green Bay
Associated Lab Samples: 40224018001, 40224018002, 40224018003, 40224018004, 40224018005, 40224018006

METHOD BLANK: 2198719 Matrix: Solid
Associated Lab Samples: 40224018001, 40224018002, 40224018003, 40224018004, 40224018005, 40224018006

Parameter	Units	Blank Result	Reporting Limit	Analyzed	Qualifiers
Mercury	mg/kg	<0.010	0.035	04/01/21 13:13	

LABORATORY CONTROL SAMPLE: 2198720

Parameter	Units	Spike Conc.	LCS Result	LCS % Rec	% Rec Limits	Qualifiers
Mercury	mg/kg	0.83	0.82	99	85-115	

MATRIX SPIKE & MATRIX SPIKE DUPLICATE: 2198721 2198722

Parameter	Units	40224127001 Result	MS Spike Conc.	MSD Spike Conc.	MS Result	MSD Result	MS % Rec	MSD % Rec	% Rec Limits	RPD	Max RPD	Qual
Mercury	mg/kg	<0.042	0.98	0.99	1.0	1.0	103	102	85-115	1	20	

Results presented on this page are in the units indicated by the "Units" column except where an alternate unit is presented to the right of the result.

REPORT OF LABORATORY ANALYSIS

This report shall not be reproduced, except in full,
without the written consent of Pace Analytical Services, LLC.

Pace Analytical Services, LLC
1241 Bellevue Street - Suite 9
Green Bay, WI 54302
(920)469-2436

QUALITY CONTROL DATA

Project: 419610.0.0 PH 5 MKC-CONCRETE S
Pace Project No.: 40224018

QC Batch: 380907
QC Batch Method: EPA 3050
Analysis Method: EPA 6010
Analysis Description: 6010 MET
Laboratory: Pace Analytical Services - Green Bay
Associated Lab Samples: 40224018001, 40224018002, 40224018003, 40224018004, 40224018005, 40224018006

METHOD BLANK: 2197189 Matrix: Solid
Associated Lab Samples: 40224018001, 40224018002, 40224018003, 40224018004, 40224018005, 40224018006

Parameter	Units	Blank Result	Reporting Limit	Analyzed	Qualifiers
Arsenic	mg/kg	<1.5	2.5	03/30/21 13:24	
Barium	mg/kg	<0.15	0.50	03/30/21 13:24	
Cadmium	mg/kg	<0.13	0.50	03/30/21 13:24	
Chromium	mg/kg	<0.28	1.0	03/30/21 13:24	
Lead	mg/kg	<0.60	2.0	03/30/21 13:24	
Selenium	mg/kg	<1.3	4.0	03/30/21 13:24	
Silver	mg/kg	<0.31	1.0	03/30/21 13:24	

LABORATORY CONTROL SAMPLE: 2197190

Parameter	Units	Spike Conc.	LCS Result	LCS % Rec	% Rec Limits	Qualifiers
Arsenic	mg/kg	50	48.0	96	80-120	
Barium	mg/kg	50	46.9	94	80-120	
Cadmium	mg/kg	50	47.3	95	80-120	
Chromium	mg/kg	50	50.0	100	80-120	
Lead	mg/kg	50	48.8	98	80-120	
Selenium	mg/kg	50	48.9	98	80-120	
Silver	mg/kg	25	23.7	95	80-120	

MATRIX SPIKE & MATRIX SPIKE DUPLICATE: 2197191 2197192

Parameter	Units	40224018001 Result	MS Spike Conc.	MSD Spike Conc.	MS Result	MSD Result	MS % Rec	MSD % Rec	% Rec Limits	RPD	Max RPD	Qual
Arsenic	mg/kg	4.3	50.7	50.6	54.1	53.8	98	98	75-125	1	20	
Barium	mg/kg	44.6	50.7	50.6	90.6	96.2	91	102	75-125	6	20	
Cadmium	mg/kg	0.24J	50.7	50.6	50.5	50.3	99	99	75-125	0	20	
Chromium	mg/kg	17.6	50.7	50.6	72.7	67.6	109	99	75-125	7	20	
Lead	mg/kg	2.9	50.7	50.6	49.6	50.1	92	93	75-125	1	20	
Selenium	mg/kg	<1.3	50.7	50.6	50.7	49.8	100	98	75-125	2	20	
Silver	mg/kg	<0.31	25.3	25.3	26.3	26.6	103	104	75-125	1	20	

Results presented on this page are in the units indicated by the "Units" column except where an alternate unit is presented to the right of the result.

REPORT OF LABORATORY ANALYSIS

This report shall not be reproduced, except in full,
without the written consent of Pace Analytical Services, LLC.

Pace Analytical Services, LLC
1241 Bellevue Street - Suite 9
Green Bay, WI 54302
(920)469-2436

QUALITY CONTROL DATA

Project: 419610.0.0 PH 5 MKC-CONCRETE S
Pace Project No.: 40224018

QC Batch: 380926 Analysis Method: EPA 8082A
QC Batch Method: EPA 3541 Analysis Description: 8082 GCS PCB
Laboratory: Pace Analytical Services - Green Bay
Associated Lab Samples: 40224018001, 40224018002, 40224018003, 40224018004, 40224018005, 40224018006

METHOD BLANK: 2197284 Matrix: Solid
Associated Lab Samples: 40224018001, 40224018002, 40224018003, 40224018004, 40224018005, 40224018006

Parameter	Units	Blank Result	Reporting Limit	Analyzed	Qualifiers
PCB-1016 (Aroclor 1016)	ug/kg	<15.2	50.0	03/30/21 10:40	
PCB-1221 (Aroclor 1221)	ug/kg	<15.2	50.0	03/30/21 10:40	
PCB-1232 (Aroclor 1232)	ug/kg	<15.2	50.0	03/30/21 10:40	
PCB-1242 (Aroclor 1242)	ug/kg	<15.2	50.0	03/30/21 10:40	
PCB-1248 (Aroclor 1248)	ug/kg	<15.2	50.0	03/30/21 10:40	
PCB-1254 (Aroclor 1254)	ug/kg	<15.2	50.0	03/30/21 10:40	
PCB-1260 (Aroclor 1260)	ug/kg	<15.2	50.0	03/30/21 10:40	
Decachlorobiphenyl (S)	%	91	47-114	03/30/21 10:40	
Tetrachloro-m-xylene (S)	%	90	67-102	03/30/21 10:40	

LABORATORY CONTROL SAMPLE: 2197285

Parameter	Units	Spike Conc.	LCS Result	LCS % Rec	% Rec Limits	Qualifiers
PCB-1016 (Aroclor 1016)	ug/kg		<15.2			
PCB-1221 (Aroclor 1221)	ug/kg		<15.2			
PCB-1232 (Aroclor 1232)	ug/kg		<15.2			
PCB-1242 (Aroclor 1242)	ug/kg		<15.2			
PCB-1248 (Aroclor 1248)	ug/kg		<15.2			
PCB-1254 (Aroclor 1254)	ug/kg		<15.2			
PCB-1260 (Aroclor 1260)	ug/kg	500	449	90	69-115	
Decachlorobiphenyl (S)	%			90	47-114	
Tetrachloro-m-xylene (S)	%			90	67-102	

MATRIX SPIKE & MATRIX SPIKE DUPLICATE: 2197286 2197287

Parameter	Units	40223997001 Result	MS Spike Conc.	MSD Spike Conc.	MS Result	MSD Result	MS % Rec	MSD % Rec	% Rec Limits	RPD	Max RPD	Qual
PCB-1016 (Aroclor 1016)	ug/kg	<46.5			<46.8	<46.6					20	
PCB-1221 (Aroclor 1221)	ug/kg	<46.5			<46.8	<46.6					20	
PCB-1232 (Aroclor 1232)	ug/kg	<46.5			<46.8	<46.6					20	
PCB-1242 (Aroclor 1242)	ug/kg	<46.5			<46.8	<46.6					20	
PCB-1248 (Aroclor 1248)	ug/kg	154			157	160				1	20	
PCB-1254 (Aroclor 1254)	ug/kg	337			413	427				3	20	
PCB-1260 (Aroclor 1260)	ug/kg	914	513	510	1420	1450	99	104	45-120	2	20	
Decachlorobiphenyl (S)	%						76	79	47-114			
Tetrachloro-m-xylene (S)	%						88	89	67-102			

Results presented on this page are in the units indicated by the "Units" column except where an alternate unit is presented to the right of the result.

REPORT OF LABORATORY ANALYSIS

This report shall not be reproduced, except in full,
without the written consent of Pace Analytical Services, LLC.

Pace Analytical Services, LLC
1241 Bellevue Street - Suite 9
Green Bay, WI 54302
(920)469-2436

QUALITY CONTROL DATA

Project: 419610.0.0 PH 5 MKC-CONCRETE S
Pace Project No.: 40224018

QC Batch: 380779
QC Batch Method: ASTM D2974-87
Analysis Method: ASTM D2974-87
Analysis Description: Dry Weight/Percent Moisture
Laboratory: Pace Analytical Services - Green Bay
Associated Lab Samples: 40224018001, 40224018002, 40224018003, 40224018004, 40224018005, 40224018006

SAMPLE DUPLICATE: 2196274

Parameter	Units	40224015001 Result	Dup Result	RPD	Max RPD	Qualifiers
Percent Moisture	%	6.1	5.6	9	10	

Results presented on this page are in the units indicated by the "Units" column except where an alternate unit is presented to the right of the result.

REPORT OF LABORATORY ANALYSIS

This report shall not be reproduced, except in full,
without the written consent of Pace Analytical Services, LLC.

Pace Analytical Services, LLC
1241 Bellevue Street - Suite 9
Green Bay, WI 54302
(920)469-2436

QUALIFIERS

Project: 419610.0.0 PH 5 MKC-CONCRETE S
Pace Project No.: 40224018

DEFINITIONS

DF - Dilution Factor, if reported, represents the factor applied to the reported data due to dilution of the sample aliquot.

ND - Not Detected at or above LOD.

J - Estimated concentration at or above the LOD and below the LOQ.

LOD - Limit of Detection adjusted for dilution factor, percent moisture, initial weight and final volume.

LOQ - Limit of Quantitation adjusted for dilution factor, percent moisture, initial weight and final volume.

S - Surrogate

1,2-Diphenylhydrazine decomposes to and cannot be separated from Azobenzene using Method 8270. The result for each analyte is a combined concentration.

Consistent with EPA guidelines, unrounded data are displayed and have been used to calculate % recovery and RPD values.

LCS(D) - Laboratory Control Sample (Duplicate)

MS(D) - Matrix Spike (Duplicate)

DUP - Sample Duplicate

RPD - Relative Percent Difference

NC - Not Calculable.

SG - Silica Gel - Clean-Up

U - Indicates the compound was analyzed for, but not detected at or above the adjusted LOD.

N-Nitrosodiphenylamine decomposes and cannot be separated from Diphenylamine using Method 8270. The result reported for each analyte is a combined concentration.

Pace Analytical is TNI accredited. Contact your Pace PM for the current list of accredited analytes.

TNI - The NELAC Institute.

ANALYTE QUALIFIERS

D3	Sample was diluted due to the presence of high levels of non-target analytes or other matrix interference.
S0	Surrogate recovery outside laboratory control limits.

This report shall not be reproduced, except in full,
without the written consent of Pace Analytical Services, LLC.

Pace Analytical Services, LLC
1241 Bellevue Street - Suite 9
Green Bay, WI 54302
(920)469-2436

QUALITY CONTROL DATA CROSS REFERENCE TABLE

Project: 419610.0.0 PH 5 MKC-CONCRETE S
Pace Project No.: 40224018

Lab ID	Sample ID	QC Batch Method	QC Batch	Analytical Method	Analytical Batch
40224018001	**CS-8A**	EPA 3541	380926	EPA 8082A	380939
40224018002	**CS-8B**	EPA 3541	380926	EPA 8082A	380939
40224018003	**CS-8C**	EPA 3541	380926	EPA 8082A	380939
40224018004	**CS-8D**	EPA 3541	380926	EPA 8082A	380939
40224018005	**CS-8E**	EPA 3541	380926	EPA 8082A	380939
40224018006	**CS-8F**	EPA 3541	380926	EPA 8082A	380939
40224018001	**CS-8A**	EPA 3050	380907	EPA 6010	381056
40224018002	**CS-8B**	EPA 3050	380907	EPA 6010	381056
40224018003	**CS-8C**	EPA 3050	380907	EPA 6010	381056
40224018004	**CS-8D**	EPA 3050	380907	EPA 6010	381056
40224018005	**CS-8E**	EPA 3050	380907	EPA 6010	381056
40224018006	**CS-8F**	EPA 3050	380907	EPA 6010	381056
40224018001	**CS-8A**	EPA 7471	381257	EPA 7471	381272
40224018002	**CS-8B**	EPA 7471	381257	EPA 7471	381272
40224018003	**CS-8C**	EPA 7471	381257	EPA 7471	381272
40224018004	**CS-8D**	EPA 7471	381257	EPA 7471	381272
40224018005	**CS-8E**	EPA 7471	381257	EPA 7471	381272
40224018006	**CS-8F**	EPA 7471	381257	EPA 7471	381272
40224018001	**CS-8A**	ASTM D2974-87	380779		
40224018002	**CS-8B**	ASTM D2974-87	380779		
40224018003	**CS-8C**	ASTM D2974-87	380779		
40224018004	**CS-8D**	ASTM D2974-87	380779		
40224018005	**CS-8E**	ASTM D2974-87	380779		
40224018006	**CS-8F**	ASTM D2974-87	380779		

This report shall not be reproduced, except in full,
without the written consent of Pace Analytical Services, LLC.

Pace Analytical
www.pacelabs.com

CHAIN-OF-CUSTODY / Analytical Request Document

The Chain-of-Custody is a LEGAL DOCUMENT. All relevant fields must be completed accurately.

40224018

Section A Required Client Information:

Company:	TRC/MKC
Address:	708 Heartland Trail Suite 3000
	Madison, WI 53717
Email To:	astehn@trccompanies.com
Phone: 608-807-8112	Fax:
Requested Due Date/TAT:	PCBs - 2 Day TAT Metals - 5 Day TAT

Section B Required Project Information:

Report To:	astehn@trccompanies.com
Copy To:	kvater@trccompanies.com
Purchase Order No.:	
Project Name:	MKC - Concrete Sampling
Project Number:	419610.0000.0000 Phase 00005

Section C Invoice Information:

Attention:	astehn@trccompanies.com
Company Name:	TRC
Address:	Same as Section A
Pace Quote Reference:	
Pace Project Manager:	
Pace Profile #:	

REGULATORY AGENCY

☐ NPDES ☐ GROUND WATER ☐ DRINKING WATER
☐ UST ☐ RCRA ☑ OTHER EPA/WDNR

Site Location STATE: WI

Section D Required Client Information

SAMPLE ID (A-Z, 0-9 / ,-) Sample IDs MUST BE UNIQUE

Valid Matrix Codes

MATRIX	CODE
DRINKING WATER	DW
WATER	WT
WASTE WATER	WW
PRODUCT	P
SOIL/SOLID	SL
OIL	OL
WIPE	WP
AIR	AR
OTHER	OT
TISSUE	TS

ITEM #	SAMPLE ID	MATRIX CODE (see valid codes to left)	SAMPLE TYPE (G=GRAB C=COMP)	COLLECTED COMPOSITE START DATE	COLLECTED COMPOSITE START TIME	COLLECTED COMPOSITE END/GRAB DATE	COLLECTED COMPOSITE END/GRAB TIME	SAMPLE TEMP AT COLLECTION	# OF CONTAINERS	Preservatives: Unpreserved	H_2SO_4	HNO_3	HCl	NaOH	$Na_2S_2O_3$	Methanol	Other	Y/N: Analysis Test: PCBs	RCRA Metals (Totals)	Residual Chlorine (Y/N)	Pace Project No./ Lab I.D.
1	CS-8A	SL	C	-	-	03/25/21	13:14		2	X							X	X			008 001
2	CS-8B	SL	C	-	-	03/25/21	8:50		2	X							X	X			009 002
3	CS-8C	SL	C	-	-	03/25/21	13:29		2	X							X	X			010 003
4	CS-8D	SL	C	-	-	03/25/21	9:18		2	X							X	X			011 004
5	CS-8E	SL	C	-	-	03/25/21	13:40		2	X							X	X			012 005
6	CS-8F	SL	C	-	-	03/25/21	9:40		2	X							X	X			013 006
7																					
8																					
9																					
10																					
11																					
12																					

Requested Analysis Filtered (Y/N)

ADDITIONAL COMMENTS	RELINQUISHED BY / AFFILIATION	DATE	TIME	ACCEPTED BY / AFFILIATION	DATE	TIME	SAMPLE CONDITIONS			
	Andrew Stehn / TRC	3/25/21	1600							
	CS Logistics	3/26/21	0800	Alliance	3/26/21	0900	0	Y	N	Y

SAMPLER NAME AND SIGNATURE			Temp in °C	Received on Ice (Y/N)	Custody Sealed Cooler (Y/N)	Samples Intact (Y/N)
PRINT Name of SAMPLER:	Andrew Stehn					
SIGNATURE of SAMPLER:		DATE Signed (MM/DD/YY): 3/25/21				

*Important Note: By signing this form you are accepting Pace's NET 30 day payment terms and agreeing to late charges of 1.5% per month for any invoices not paid within 30 days.

Pace Analytical
www.pacelabs.com

CHAIN-OF-CUSTODY / Analytical Request Document

The Chain-of-Custody is a LEGAL DOCUMENT. All relevant fields must be completed accurately.

40224018

Page: 2 of 5

Section A Required Client Information:		Section B Required Project Information:		Section C Invoice Information:	
Company:	TRC/MKC	Report To:	astehn@trccompanies.com	Attention:	astehn@trccompanies.com
Address:	708 Heartland Trail Suite 3000	Copy To:	kvater@trccompanies.com	Company Name:	TRC
	Madison, WI 53717			Address:	Same as Section A
Email To:	astehn@trccompanies.com	Purchase Order No.:		Pace Quote Reference:	
Phone:	608-807-8112 Fax:	Project Name:	MKC - Concrete Sampling	Pace Project Manager:	
Requested Due Date/TAT:	PCBs - 2 Day TAT See additional comments	Project Number:	419610.0000.0000 Phase 00005	Pace Profile #:	

REGULATORY AGENCY

☐ NPDES ☐ GROUND WATER ☐ DRINKING WATER
☐ UST ☐ RCRA ☑ OTHER EPA/WDNR

Site Location STATE: WI

Section D Required Client Information

SAMPLE ID
(A-Z, 0-9 / ,-)
Sample IDs MUST BE UNIQUE

Valid Matrix Codes

MATRIX	CODE
DRINKING WATER	DW
WATER	WT
WASTE WATER	WW
PRODUCT	P
SOIL/SOLID	SL
OIL	OL
WIPE	WP
AIR	AR
OTHER	OT
TISSUE	TS

ITEM #	Section D Required Client Information / SAMPLE ID	MATRIX CODE (see valid codes to left)	SAMPLE TYPE (G=GRAB C=COMP)	COLLECTED COMPOSITE START DATE	COLLECTED COMPOSITE START TIME	COLLECTED COMPOSITE END/GRAB DATE	COLLECTED COMPOSITE END/GRAB TIME	SAMPLE TEMP AT COLLECTION	# OF CONTAINERS	Preservatives: Unpreserved	H_2SO_4	HNO_3	HCl	NaOH	$Na_2S_2O_3$	Methanol	Other	Analysis Test Y/N	Analysis Test: PCBs (HOLD)	Residual Chlorine (Y/N)	Pace Project No./ Lab I.D.
1	F-1	SL	G	-	-	3/24/21	17:17		1	X									X		014 007
2	F-2	SL	G	-	-	03/24/21	17:13		1	X									X		015 008
3	F-3	SL	G	-	-	03/25/21	12:00		1	X									X		016 009
4	F-4	SL	G	-	-	03/25/21	11:57		1	X									X		017 010
5	F-5	SL	G	-	-	03/25/21	11:50		1	X									X		018 011
6	F-6	SL	G	-	-	03/25/21	11:45		1	X									X		019 012
7	F-7	SL	G	-	-	03/24/21	17:09		1	X									X		020 013
8																					
9																					
10																					
11																					
12																					

ADDITIONAL COMMENTS	RELINQUISHED BY / AFFILIATION	DATE	TIME	ACCEPTED BY / AFFILIATION	DATE	TIME	SAMPLE CONDITIONS
Samples to be logged and placed on hold pending composite samples. If samples are analyzed, TAT is 2 days.	[illegible] / TRC	3/25/21	16:00				
	CS Logistics	3/26/21	0800	[illegible] Pace	3/26/21	0800	0 Y N Y

SAMPLER NAME AND SIGNATURE

PRINT Name of SAMPLER: Andrew Stehn

SIGNATURE of SAMPLER: [signature] DATE Signed (MM/DD/YY): 3/25/21

Temp in °C	Received on Ice (Y/N)	Custody Sealed Cooler (Y/N)	Samples Intact (Y/N)
0	Y	N	Y

*Important Note: By signing this form you are accepting Pace's NET 30 day payment terms and agreeing to late charges of 1.5% per month for any invoices not paid within 30 days.

Pace Analytical™
www.pacelabs.com

CHAIN-OF-CUSTODY / Analytical Request Document

The Chain-of-Custody is a LEGAL DOCUMENT. All relevant fields must be completed accurately.

L022 4018

Section A Required Client Information:		Section B Required Project Information:		Section C Invoice Information:	
Company:	TRC/MKC	Report To:	astehn@trccompanies.com	Attention:	astehn@trccompanies.com
Address:	708 Heartland Trail Suite 3000	Copy To:	kvater@trccompanies.com	Company Name:	TRC
	Madison, WI 53717			Address:	Same as Section A
Email To:	astehn@trccompanies.com	Purchase Order No.:		Pace Quote Reference:	
Phone:	608-807-8112 Fax:	Project Name:	MKC - Concrete Sampling	Pace Project Manager:	
Requested Due Date/TAT:	PCBs - 2 Day TAT See additional comments	Project Number:	419610.0000.0000 Phase 00005	Pace Profile #:	

REGULATORY AGENCY

☐ NPDES ☐ GROUND WATER ☐ DRINKING WATER
☐ UST ☐ RCRA ☑ OTHER EPA/WDNR

Site Location STATE: WI

Section D Required Client Information

SAMPLE ID
(A-Z, 0-9 / ,-)
Sample IDs MUST BE UNIQUE

Valid Matrix Codes

MATRIX	CODE
DRINKING WATER	DW
WATER	WT
WASTE WATER	WW
PRODUCT	P
SOIL/SOLID	SL
OIL	OL
WIPE	WP
AIR	AR
OTHER	OT
TISSUE	TS

ITEM #	Section D Required Client Information / SAMPLE ID	MATRIX CODE (see valid codes to left)	SAMPLE TYPE (G=GRAB C=COMP)	COLLECTED COMPOSITE START DATE	COLLECTED COMPOSITE START TIME	COLLECTED COMPOSITE END/GRAB DATE	COLLECTED COMPOSITE END/GRAB TIME	SAMPLE TEMP AT COLLECTION	# OF CONTAINERS	Preservatives: Unpreserved	H_2SO_4	HNO_3	HCl	NaOH	$Na_2S_2O_3$	Methanol	Other	Y/N	Analysis Test: PCBs (HOLD)	Residual Chlorine (Y/N)	Pace Project No./ Lab I.D.
1	G-1	SL	G	-	-	03/24/21	16:41		1	X									X		014
2	G-2	SL	G	-	-	03/24/21	16:45		1	X									X		015
3	G-3	SL	G	-	-	03/24/21	16:49		1	X									X		016
4	G-4	SL	G	-	-	03/24/21	16:53		1	X									X		017
5	G-5	SL	G	-	-	03/24/21	16:58		1	X									X		018
6	G-6	SL	G	-	-	03/24/21	17:00		1	X									X		019
7	G-7	SL	G	-	-	03/24/21	17:06		1	X									X		020
8																					
9																					
10																					
11																					
12																					

Requested Analysis Filtered (Y/N)

ADDITIONAL COMMENTS	RELINQUISHED BY / AFFILIATION	DATE	TIME	ACCEPTED BY / AFFILIATION	DATE	TIME	SAMPLE CONDITIONS: Temp in °C	Received on Ice (Y/N)	Custody Sealed Cooler (Y/N)	Samples Intact (Y/N)
Samples to be logged and placed on hold pending composite samples. If samples are analyzed, TAT is 2 days.	[illegible] TRC	3/25/21	16:00							
	CS Logistics	3/24/21	0800	[illegible]	3/24/21	0800	0	Y	N	Y

SAMPLER NAME AND SIGNATURE

PRINT Name of SAMPLER: Andrew Stehn

SIGNATURE of SAMPLER: [signature] DATE Signed (MM/DD/YY): 3/25/21

*Important Note: By signing this form you are accepting Pace's NET 30 day payment terms and agreeing to late charges of 1.5% per month for any invoices not paid within 30 days.

Pace Analytical
www.pacelabs.com

CHAIN-OF-CUSTODY / Analytical Request Document

The Chain-of-Custody is a LEGAL DOCUMENT. All relevant fields must be completed accurately.

40224018

Section A Required Client Information:		Section B Required Project Information:		Section C Invoice Information:	
Company:	TRC/MKC	Report To:	astehn@trccompanies.com	Attention:	astehn@trccompanies.com
Address:	708 Heartland Trail Suite 3000	Copy To:	kvater@trccompanies.com	Company Name:	TRC
	Madison, WI 53717			Address:	Same as Section A
Email To:	astehn@trccompanies.com	Purchase Order No.:		Pace Quote Reference:	
Phone:	608-807-8112 Fax:	Project Name:	MKC - Concrete Sampling	Pace Project Manager:	
Requested Due Date/TAT:	PCBs - 2 Day TAT See additional comments	Project Number:	419610.0000.0000 Phase 00005	Pace Profile #:	

REGULATORY AGENCY

☐ NPDES ☐ GROUND WATER ☐ DRINKING WATER
☐ UST ☐ RCRA ☑ OTHER EPA/WDNR

Site Location STATE: WI

Section D Required Client Information

SAMPLE ID (A-Z, 0-9 / ,-) Sample IDs MUST BE UNIQUE

Valid Matrix Codes

MATRIX	CODE
DRINKING WATER	DW
WATER	WT
WASTE WATER	WW
PRODUCT	P
SOIL/SOLID	SL
OIL	OL
WIPE	WP
AIR	AR
OTHER	OT
TISSUE	TS

ITEM #	SAMPLE ID	MATRIX CODE (see valid codes to left)	SAMPLE TYPE (G=GRAB C=COMP)	COLLECTED COMPOSITE START DATE	COLLECTED COMPOSITE START TIME	COLLECTED COMPOSITE END/GRAB DATE	COLLECTED COMPOSITE END/GRAB TIME	SAMPLE TEMP AT COLLECTION	# OF CONTAINERS	Preservatives: Unpreserved	H_2SO_4	HNO_3	HCl	NaOH	$Na_2S_2O_3$	Methanol	Other	Requested Analysis Filtered (Y/N) Y/N	Analysis Test: PCBs (HOLD)	Residual Chlorine (Y/N)	Pace Project No./ Lab I.D.
1	H-1	SL	G	-	-	03/24/21	16:33		1	X									X		021
2	H-2	SL	G	-	-	03/24/21	16:29		1	X									X		022
3	H-3	SL	G	-	-	03/24/21	16:25		1	X									X		023
4	H-4	SL	G	-	-	03/24/21	16:20		1	X									X		024
5	H-5	SL	G	-	-	03/24/21	16:16		1	X									X		025
6	H-6	SL	G	-	-	03/24/21	16:12		1	X									X		026
7	H-7	SL	G	-	-	03/24/21	16:08		1	X									X		027
8																					
9																					
10																					
11																					
12																					

3/24/21 030 023
031 024
032 025
033 026
034 027

ADDITIONAL COMMENTS	RELINQUISHED BY / AFFILIATION	DATE	TIME	ACCEPTED BY / AFFILIATION	DATE	TIME	SAMPLE CONDITIONS			
Samples to be logged and placed on hold pending composite samples. If samples are analyzed, TAT is 2 days.	Andrew Stehn / TRC	03/25/21	15:00							
	CS Logistics	3/26/21	0800		3/26/21	0800	0	Y	N	Y

SAMPLER NAME AND SIGNATURE			Temp in °C	Received on Ice (Y/N)	Custody Sealed Cooler (Y/N)	Samples Intact (Y/N)
PRINT Name of SAMPLER:	Andrew Stehn					
SIGNATURE of SAMPLER:	Andrew Stehn	DATE Signed (MM/DD/YY): 3/25/21				

*Important Note: By signing this form you are accepting Pace's NET 30 day payment terms and agreeing to late charges of 1.5% per month for any invoices not paid within 30 days.

Pace Analytical
www.pacelabs.com

CHAIN-OF-CUSTODY / Analytical Request Document

The Chain-of-Custody is a LEGAL DOCUMENT. All relevant fields must be completed accurately.

40224018

Page: 5 of 5

Section A Required Client Information:		Section B Required Project Information:		Section C Invoice Information:	
Company:	TRC/MKC	Report To:	astehn@trccompanies.com	Attention:	astehn@trccompanies.com
Address:	708 Heartland Trail Suite 3000	Copy To:	kvater@trccompanies.com	Company Name:	TRC
	Madison, WI 53717			Address:	Same as Section A
Email To:	astehn@trccompanies.com	Purchase Order No.:		Pace Quote Reference:	
Phone:	608-807-8112 Fax:	Project Name:	MKC - Concrete Sampling	Pace Project Manager:	
Requested Due Date/TAT:	PCBs - 2 Day TAT See additional comments	Project Number:	419610.0000.0000 Phase 00005	Pace Profile #:	

REGULATORY AGENCY

☐ NPDES ☐ GROUND WATER ☐ DRINKING WATER
☐ UST ☐ RCRA ☑ OTHER EPA/WDNR

Site Location STATE: WI

Section D Required Client Information

SAMPLE ID
(A-Z, 0-9 / ,-)
Sample IDs MUST BE UNIQUE

Valid Matrix Codes

MATRIX	CODE
DRINKING WATER	DW
WATER	WT
WASTE WATER	WW
PRODUCT	P
SOIL/SOLID	SL
OIL	OL
WIPE	WP
AIR	AR
OTHER	OT
TISSUE	TS

ITEM #	SAMPLE ID	MATRIX CODE (see valid codes to left)	SAMPLE TYPE (G=GRAB C=COMP)	COLLECTED COMPOSITE START DATE	COMPOSITE START TIME	COMPOSITE END/GRAB DATE	COMPOSITE END/GRAB TIME	SAMPLE TEMP AT COLLECTION	# OF CONTAINERS	Preservatives: Unpreserved	H_2SO_4	HNO_3	HCl	NaOH	$Na_2S_2O_3$	Methanol	Other	Analysis Test Y/N	PCBs (HOLD)	Residual Chlorine (Y/N)	Pace Project No./ Lab I.D.
1	I-1	SL	G	-	-	3/24/21	12:59		1	X									X		001 028
2	I-2	SL	G	-	-	03/24/21	12:48		1	X									X		002 029
3	I-3	SL	G	-	-	03/24/21	12:41		1	X									X		003 030
4	I-4	SL	G	-	-	03/24/21	12:10		1	X									X		004 031
5	I-5	SL	G	-	-	03/24/21	12:15		1	X									X		005 032
6	I-6	SL	G	-	-	03/24/21	12:19		1	X									X		006 033
7	I-7	SL	G	-	-	03/24/21	12:24		1	X									X		007 034
8																					
9																					
10																					
11																					
12																					

Requested Analysis Filtered (Y/N)

ADDITIONAL COMMENTS	RELINQUISHED BY / AFFILIATION	DATE	TIME	ACCEPTED BY / AFFILIATION	DATE	TIME	SAMPLE CONDITIONS
Samples to be logged and placed on hold pending composite samples. If samples are analyzed, TAT is 2 days.	[signature] (TRC	3/25/21	1600				
	CS Logistics	3/26/21	0800	Alec Pace	3/26/21	0800	O Y N Y

SAMPLER NAME AND SIGNATURE

PRINT Name of SAMPLER: Andrew Stehn

SIGNATURE of SAMPLER: [signature] DATE Signed (MM/DD/YY): 3/25/21

Temp in °C	Received on Ice (Y/N)	Custody Sealed Cooler (Y/N)	Samples Intact (Y/N)
O	Y	N	Y

*Important Note: By signing this form you are accepting Pace's NET 30 day payment terms and agreeing to late charges of 1.5% per month for any invoices not paid within 30 days.

Pace Analytical Services, LLC
1241 Bellevue Street, Suite 9
Green Bay, WI 54302

Sample Preservation Receipt Form

Client Name: TRC Project # 40224018

All containers needing preservation have been checked and noted below: ☐Yes ☐No ☐N/A Initial when completed: Date/ Time:

Lab Lot# of pH paper: Lab Std #ID of preservation (if pH adjusted):

Pace Lab #	Glass								Plastic					Vials						Jars				General			VOA Vials (>6mm) *	H2SO4 pH ≤2	NaOH+Zn Act pH ≥9	NaOH pH ≥12	HNO3 pH ≤2	pH after adjusted	Volume (mL)
	AG1U	BG1U	AG1H	AG4S	AG4U	AG5U	AG2S	BG3U	BP1U	BP3U	BP3B	BP3N	BP3S	VG9A	DG9T	VG9U	VG9H	VG9M	VG9D	JGFU	JG9U	WGFU	WPFU	SP5T	ZPLC	GN							
001																				2													2.5 / 5 / 10
002																				2													2.5 / 5 / 10
003																				2													2.5 / 5 / 10
004																				2													2.5 / 5 / 10
005																				2													2.5 / 5 / 10
006																				2													2.5 / 5 / 10
007																				1													2.5 / 5 / 10
008																				1													2.5 / 5 / 10
009																				1													2.5 / 5 / 10
010																				1													2.5 / 5 / 10
011																				1													2.5 / 5 / 10
012																				1													2.5 / 5 / 10
013																				1													2.5 / 5 / 10
014																				1													2.5 / 5 / 10
015																				1													2.5 / 5 / 10
016																				1													2.5 / 5 / 10
017																				1													2.5 / 5 / 10
018																				1													2.5 / 5 / 10
019																				1													2.5 / 5 / 10
020																				1													2.5 / 5 / 10

Exceptions to preservation check: VOA, Coliform, TOC, TOX, TOH, O&G, WI DRO, Phenolics, Other:_____ Headspace in VOA Vials (>6mm) : ☐Yes ☐No ☐N/A ***If yes look in headspace column**

AG1U	1 liter amber glass
BG1U	1 liter clear glass
AG1H	1 liter amber glass HCL
AG4S	125 mL amber glass H2SO4
AG4U	120 mL amber glass unpres
AG5U	100 mL amber glass unpres
AG2S	500 mL amber glass H2SO4
BG3U	250 mL clear glass unpres

BP1U	1 liter plastic unpres
BP3U	250 mL plastic unpres
BP3B	250 mL plastic NaOH
BP3N	250 mL plastic HNO3
BP3S	250 mL plastic H2SO4

VG9A	40 mL clear ascorbic
DG9T	40 mL amber Na Thio
VG9U	40 mL clear vial unpres
VG9H	40 mL clear vial HCL
VG9M	40 mL clear vial MeOH
VG9D	40 mL clear vial DI

JGFU	4 oz amber jar unpres
JG9U	9 oz amber jar unpres
WGFU	4 oz clear jar unpres
WPFU	4 oz plastic jar unpres
SP5T	120 mL plastic Na Thiosulfate
ZPLC	ziploc bag
GN	

Pace Analytical Services, LLC
1241 Bellevue Street, Suite 9
Green Bay, WI 54302

Sample Preservation Receipt Form

Client Name: TRC Project #: 60224018

Pace Lab #	Glass: AG1U	BG1U	AG1H	AG4S	AG4U	AG5U	AG2S	BG3U	Plastic: BP1U	BP3U	BP3B	BP3N	BP3S	Vials: VG9A	DG9T	VG9U	VG9H	VG9M	VG9D	Jars: JGFU	JG9U	WGFU	WPFU	General: SP5T	ZPLC	GN	VOA Vials (>6mm) *	H2SO4 pH ≤2	NaOH+Zn Act pH ≥9	NaOH pH ≥12	HNO3 pH ≤2	pH after adjusted	Volume (mL)
021																																	2.5 / 5 / 10
022																																	2.5 / 5 / 10
023																																	2.5 / 5 / 10
024																																	2.5 / 5 / 10
025																																	2.5 / 5 / 10
026																																	2.5 / 5 / 10
027																																	2.5 / 5 / 10
028																																	2.5 / 5 / 10
029																																	2.5 / 5 / 10
030																																	2.5 / 5 / 10
031																																	2.5 / 5 / 10
032																																	2.5 / 5 / 10
033																																	2.5 / 5 / 10
034																																	2.5 / 5 / 10
																																	2.5 / 5 / 10
																																	2.5 / 5 / 10
																																	2.5 / 5 / 10
																																	2.5 / 5 / 10
																																	2.5 / 5 / 10
																																	2.5 / 5 / 10
																																	2.5 / 5 / 10
																																	2.5 / 5 / 10
																																	2.5 / 5 / 10
																																	2.5 / 5 / 10
																																	2.5 / 5 / 10
																																	2.5 / 5 / 10
																																	2.5 / 5 / 10
																																	2.5 / 5 / 10
																																	2.5 / 5 / 10

8/26/21

Pace Analytical® 1241 Bellevue Street, Green Bay, WI 54302	Document Name: **Sample Condition Upon Receipt (SCUR)**	Document Revised: 26Mar2020
	Document No.: **ENV-FRM-GBAY-0014-Rev.00**	Author: Pace Green Bay Quality Office

Sample Condition Upon Receipt Form (SCUR)

Project #:

WO#: 40224018

40224018

Client Name: TRC

Courier: ☑ CS Logistics ☐ Fed Ex ☐ Speedee ☐ UPS ☐ Waltco ☐ Client ☐ Pace Other: _____

Tracking #: _____

Custody Seal on Cooler/Box Present: ☐ yes ☑ no Seals intact: ☐ yes ☐ no

Custody Seal on Samples Present: ☐ yes ☑ no Seals intact: ☐ yes ☐ no

Packing Material: ☐ Bubble Wrap ☑ Bubble Bags ☐ None ☐ Other _____

Thermometer Used SR - 92 **Type of Ice:** (Wet) Blue Dry None ☑ Samples on ice, cooling process has begun

Cooler Temperature Uncorr: 0 /Corr: 0

Person examining contents: Date: 3/26/21 /Initials: CM

Temp Blank Present: ☐ yes ☑ no **Biological Tissue is Frozen:** ☐ yes ☐ no

Temp should be above freezing to 6°C.
Biota Samples may be received at ≤ 0°C if shipped on Dry Ice.

Labeled By Initials: SRK

Chain of Custody Present:	☑Yes ☐No ☐N/A	1.
Chain of Custody Filled Out:	☑Yes ☐No ☐N/A	2.
Chain of Custody Relinquished:	☑Yes ☐No ☐N/A	3.
Sampler Name & Signature on COC:	☑Yes ☐No ☐N/A	4.
Samples Arrived within Hold Time:	☑Yes ☐No	5.
- VOA Samples frozen upon receipt	☐Yes ☐No	Date/Time:
Short Hold Time Analysis (<72hr):	☐Yes ☑No	6.
Rush Turn Around Time Requested:	☑Yes ☐No	7.
Sufficient Volume: For Analysis: ☑Yes ☐No MS/MSD: ☐Yes ☑No ☐N/A		8.
Correct Containers Used:	☑Yes ☐No	9.
-Pace Containers Used:	☐Yes ☑No ☐N/A	
-Pace IR Containers Used:	☐Yes ☐No ☑N/A	
Containers Intact:	☑Yes ☐No	10.
Filtered volume received for Dissolved tests	☐Yes ☐No ☑N/A	11.
Sample Labels match COC: -Includes date/time/ID/Analysis Matrix: S	☐Yes ☑No ☐N/A	12. 007 no time CM 3/26/21
Trip Blank Present:	☐Yes ☐No ☑N/A	13.
Trip Blank Custody Seals Present	☐Yes ☐No ☑N/A	
Pace Trip Blank Lot # (if purchased): _____		

Client Notification/ Resolution: If checked, see attached form for additional comments ☐

Person Contacted: _____ Date/Time: _____

Comments/ Resolution: _____

PM Review is documented electronically in LIMs. By releasing the project, the PM acknowledges they have reviewed the sample logi

Section 9

Pace Analytical Services, LLC
1241 Bellevue Street - Suite 9
Green Bay, WI 54302
(920)469-2436

March 31, 2021

Andrew Stehn
TRC Madison
708 Heartland Trail
Madison, WI 53717

RE: Project: 419610.0.0 PH 5 MKC-CONCRETE S
Pace Project No.: 40223963

Dear Andrew Stehn:

Enclosed are the analytical results for sample(s) received by the laboratory on March 25, 2021. The results relate only to the samples included in this report. Results reported herein conform to the applicable TNI/NELAC Standards and the laboratory's Quality Manual, where applicable, unless otherwise noted in the body of the report.

The test results provided in this final report were generated by each of the following laboratories within the Pace Network:

- Pace Analytical Services - Green Bay

If you have any questions concerning this report, please feel free to contact me.

Sincerely,

Tod Noltemeyer

Tod Noltemeyer
tod.noltemeyer@pacelabs.com
(920)469-2436
Project Manager

Enclosures

cc: Peggy Popp, TRC - Madison
Katherine Vater, TRC
Ben Wachholz, TRC Madison

This report shall not be reproduced, except in full,
without the written consent of Pace Analytical Services, LLC.

Pace Analytical Services, LLC
1241 Bellevue Street - Suite 9
Green Bay, WI 54302
(920)469-2436

CERTIFICATIONS

Project: 419610.0.0 PH 5 MKC-CONCRETE S
Pace Project No.: 40223963

Pace Analytical Services Green Bay
1241 Bellevue Street, Green Bay, WI 54302
Florida/NELAP Certification #: E87948
Illinois Certification #: 200050
Kentucky UST Certification #: 82
Louisiana Certification #: 04168
Minnesota Certification #: 055-999-334
New York Certification #: 12064
North Dakota Certification #: R-150
Virginia VELAP ID: 460263
South Carolina Certification #: 83006001
Texas Certification #: T104704529-14-1
Wisconsin Certification #: 405132750
Wisconsin DATCP Certification #: 105-444
USDA Soil Permit #: P330-16-00157
Federal Fish & Wildlife Permit #: LE51774A-0

This report shall not be reproduced, except in full,
without the written consent of Pace Analytical Services, LLC.

Pace Analytical Services, LLC
1241 Bellevue Street - Suite 9
Green Bay, WI 54302
(920)469-2436

SAMPLE SUMMARY

Project: 419610.0.0 PH 5 MKC-CONCRETE S
Pace Project No.: 40223963

Lab ID	Sample ID	Matrix	Date Collected	Date Received
40223963001	CS-9A	Solid	03/24/21 14:03	03/25/21 08:50
40223963002	CS-9B	Solid	03/24/21 14:30	03/25/21 08:50
40223963003	CS-9C	Solid	03/24/21 14:50	03/25/21 08:50
40223963004	CS-9D	Solid	03/24/21 15:07	03/25/21 08:50
40223963005	CS-9E	Solid	03/24/21 15:21	03/25/21 08:50
40223963006	CS-9F	Solid	03/24/21 15:37	03/25/21 08:50
40223963007	J-1	Solid	03/24/21 12:55	03/25/21 08:50
40223963008	J-2	Solid	03/24/21 12:45	03/25/21 08:50
40223963009	J-3	Solid	03/24/21 12:32	03/25/21 08:50
40223963010	J-4	Solid	03/24/21 12:06	03/25/21 08:50
40223963011	J-5	Solid	03/24/21 12:01	03/25/21 08:50
40223963012	J-6	Solid	03/24/21 11:56	03/25/21 08:50
40223963013	J-7	Solid	03/24/21 11:52	03/25/21 08:50
40223963014	K-1	Solid	03/24/21 10:32	03/25/21 08:50
40223963015	K-2	Solid	03/24/21 10:36	03/25/21 08:50
40223963016	K-3	Solid	03/24/21 10:40	03/25/21 08:50
40223963017	K-4	Solid	03/24/21 10:43	03/25/21 08:50
40223963018	K-5	Solid	03/24/21 10:53	03/25/21 08:50
40223963019	K-6	Solid	03/24/21 10:59	03/25/21 08:50
40223963020	K-7	Solid	03/24/21 11:02	03/25/21 08:50
40223963021	L-1	Solid	03/24/21 10:24	03/25/21 08:50
40223963022	L-2	Solid	03/24/21 10:20	03/25/21 08:50
40223963023	L-3	Solid	03/24/21 10:17	03/25/21 08:50
40223963024	L-4	Solid	03/24/21 10:10	03/25/21 08:50
40223963025	L-5	Solid	03/24/21 10:06	03/25/21 08:50
40223963026	L-6	Solid	03/24/21 10:00	03/25/21 08:50
40223963027	L-7	Solid	03/24/21 09:56	03/25/21 08:50
40223963028	M-1	Solid	03/24/21 09:15	03/25/21 08:50
40223963029	M-2	Solid	03/24/21 09:22	03/25/21 08:50
40223963030	M-3	Solid	03/24/21 09:30	03/25/21 08:50
40223963031	M-4	Solid	03/24/21 09:35	03/25/21 08:50
40223963032	M-5	Solid	03/24/21 09:40	03/25/21 08:50
40223963033	M-6	Solid	03/24/21 09:45	03/25/21 08:50
40223963034	M-7	Solid	03/24/21 09:51	03/25/21 08:50

This report shall not be reproduced, except in full,
without the written consent of Pace Analytical Services, LLC.

Pace Analytical Services, LLC
1241 Bellevue Street - Suite 9
Green Bay, WI 54302
(920)469-2436

SAMPLE ANALYTE COUNT

Project: 419610.0.0 PH 5 MKC-CONCRETE S
Pace Project No.: 40223963

Lab ID	Sample ID	Method	Analysts	Analytes Reported
40223963001	**CS-9A**	EPA 8082A	BLM	10
		EPA 6010	TXW	7
		EPA 7471	AJT	1
		ASTM D2974-87	AH	1
40223963002	**CS-9B**	EPA 8082A	BLM	10
		EPA 6010	TXW	7
		EPA 7471	AJT	1
		ASTM D2974-87	AH	1
40223963003	**CS-9C**	EPA 8082A	BLM	10
		EPA 6010	TXW	7
		EPA 7471	AJT	1
		ASTM D2974-87	AH	1
40223963004	**CS-9D**	EPA 8082A	BLM	10
		EPA 6010	TXW	7
		EPA 7471	AJT	1
		ASTM D2974-87	AH	1
40223963005	**CS-9E**	EPA 8082A	BLM	10
		EPA 6010	TXW	7
		EPA 7471	AJT	1
		ASTM D2974-87	AH	1
40223963006	**CS-9F**	EPA 8082A	BLM	10
		EPA 6010	TXW	7
		EPA 7471	AJT	1
		ASTM D2974-87	AH	1

PASI-G = Pace Analytical Services - Green Bay

REPORT OF LABORATORY ANALYSIS

This report shall not be reproduced, except in full,
without the written consent of Pace Analytical Services, LLC.

Pace Analytical Services, LLC
1241 Bellevue Street - Suite 9
Green Bay, WI 54302
(920)469-2436

SUMMARY OF DETECTION

Project: 419610.0.0 PH 5 MKC-CONCRETE S
Pace Project No.: 40223963

Lab Sample ID / Method	Client Sample ID / Parameters	Result	Units	Report Limit	Analyzed	Qualifiers
40223963001	**CS-9A**					
EPA 8082A	PCB-1248 (Aroclor 1248)	117	ug/kg	51.1	03/29/21 11:20	
EPA 8082A	PCB, Total	117	ug/kg	51.1	03/29/21 11:20	
EPA 6010	Arsenic	3.1J	mg/kg	5.1	03/30/21 09:50	D3
EPA 6010	Barium	40.4	mg/kg	1.0	03/30/21 09:50	M0
EPA 6010	Cadmium	0.34J	mg/kg	1.0	03/30/21 09:50	D3
EPA 6010	Chromium	13.8	mg/kg	2.0	03/30/21 09:50	
EPA 6010	Lead	4.7	mg/kg	4.1	03/30/21 09:50	
ASTM D2974-87	Percent Moisture	2.0	%	0.10	03/25/21 12:52	
40223963002	**CS-9B**					
EPA 6010	Arsenic	3.4J	mg/kg	5.1	03/30/21 10:00	D3
EPA 6010	Barium	48.4	mg/kg	1.0	03/30/21 10:00	
EPA 6010	Cadmium	0.35J	mg/kg	1.0	03/30/21 10:00	D3
EPA 6010	Chromium	15.1	mg/kg	2.0	03/30/21 10:00	
EPA 6010	Lead	4.7	mg/kg	4.0	03/30/21 10:00	
ASTM D2974-87	Percent Moisture	2.0	%	0.10	03/25/21 14:22	
40223963003	**CS-9C**					
EPA 8082A	PCB-1248 (Aroclor 1248)	145	ug/kg	50.9	03/29/21 12:48	
EPA 8082A	PCB, Total	145	ug/kg	50.9	03/29/21 12:48	
EPA 6010	Arsenic	3.4	mg/kg	2.5	03/29/21 17:27	
EPA 6010	Barium	36.4	mg/kg	0.50	03/29/21 17:27	
EPA 6010	Cadmium	0.33J	mg/kg	0.50	03/29/21 17:27	
EPA 6010	Chromium	14.3	mg/kg	0.99	03/29/21 17:27	
EPA 6010	Lead	4.8	mg/kg	2.0	03/29/21 17:27	
ASTM D2974-87	Percent Moisture	1.5	%	0.10	03/25/21 14:22	
40223963004	**CS-9D**					
EPA 8082A	PCB-1248 (Aroclor 1248)	98.7	ug/kg	50.5	03/29/21 13:32	
EPA 8082A	PCB, Total	98.7	ug/kg	50.5	03/29/21 13:32	
EPA 6010	Arsenic	3.5	mg/kg	2.5	03/29/21 17:29	
EPA 6010	Barium	39.0	mg/kg	0.51	03/29/21 17:29	
EPA 6010	Cadmium	0.27J	mg/kg	0.51	03/29/21 17:29	
EPA 6010	Chromium	15.0	mg/kg	1.0	03/29/21 17:29	
EPA 6010	Lead	3.7	mg/kg	2.0	03/29/21 17:29	
ASTM D2974-87	Percent Moisture	1.4	%	0.10	03/25/21 14:22	
40223963005	**CS-9E**					
EPA 8082A	PCB-1248 (Aroclor 1248)	468	ug/kg	102	03/29/21 14:15	
EPA 8082A	PCB, Total	468	ug/kg	102	03/29/21 14:15	
EPA 6010	Arsenic	3.2	mg/kg	2.5	03/29/21 17:32	
EPA 6010	Barium	37.4	mg/kg	0.51	03/29/21 17:32	
EPA 6010	Cadmium	0.28J	mg/kg	0.51	03/29/21 17:32	
EPA 6010	Chromium	14.3	mg/kg	1.0	03/29/21 17:32	
EPA 6010	Lead	4.0	mg/kg	2.0	03/29/21 17:32	
ASTM D2974-87	Percent Moisture	2.3	%	0.10	03/25/21 14:22	
40223963006	**CS-9F**					
EPA 8082A	PCB-1248 (Aroclor 1248)	293	ug/kg	102	03/29/21 10:37	

REPORT OF LABORATORY ANALYSIS

This report shall not be reproduced, except in full,
without the written consent of Pace Analytical Services, LLC.

Pace Analytical Services, LLC
1241 Bellevue Street - Suite 9
Green Bay, WI 54302
(920)469-2436

SUMMARY OF DETECTION

Project: 419610.0.0 PH 5 MKC-CONCRETE S
Pace Project No.: 40223963

Lab Sample ID / Method	Client Sample ID / Parameters	Result	Units	Report Limit	Analyzed	Qualifiers
40223963006	**CS-9F**					
EPA 8082A	PCB, Total	293	ug/kg	102	03/29/21 10:37	
EPA 6010	Arsenic	2.9	mg/kg	2.5	03/29/21 17:34	
EPA 6010	Barium	35.1	mg/kg	0.50	03/29/21 17:34	
EPA 6010	Cadmium	0.30J	mg/kg	0.50	03/29/21 17:34	
EPA 6010	Chromium	14.9	mg/kg	1.0	03/29/21 17:34	
EPA 6010	Lead	3.9	mg/kg	2.0	03/29/21 17:34	
ASTM D2974-87	Percent Moisture	1.5	%	0.10	03/25/21 14:22	

REPORT OF LABORATORY ANALYSIS

This report shall not be reproduced, except in full,
without the written consent of Pace Analytical Services, LLC.

Pace Analytical Services, LLC
1241 Bellevue Street - Suite 9
Green Bay, WI 54302
(920)469-2436

PROJECT NARRATIVE

Project: 419610.0.0 PH 5 MKC-CONCRETE S
Pace Project No.: 40223963

Method: **EPA 8082A**
Description: 8082A GCS PCB
Client: TRC - MADISON
Date: March 31, 2021

General Information:
6 samples were analyzed for EPA 8082A by Pace Analytical Services Green Bay. All samples were received in acceptable condition with any exceptions noted below or on the chain-of custody and/or the sample condition upon receipt form (SCUR) attached at the end of this report.

Hold Time:
The samples were analyzed within the method required hold times with any exceptions noted below.

Sample Preparation:
The samples were prepared in accordance with EPA 3541 with any exceptions noted below.

Initial Calibrations (including MS Tune as applicable):
All criteria were within method requirements with any exceptions noted below.

Continuing Calibration:
All criteria were within method requirements with any exceptions noted below.

Surrogates:
All surrogates were within QC limits with any exceptions noted below.

Method Blank:
All analytes were below the report limit in the method blank, where applicable, with any exceptions noted below.

Laboratory Control Spike:
All laboratory control spike compounds were within QC limits with any exceptions noted below.

Matrix Spikes:
All percent recoveries and relative percent differences (RPDs) were within acceptance criteria with any exceptions noted below.

Additional Comments:

This report shall not be reproduced, except in full,
without the written consent of Pace Analytical Services, LLC.

Pace Analytical Services, LLC
1241 Bellevue Street - Suite 9
Green Bay, WI 54302
(920)469-2436

PROJECT NARRATIVE

Project: 419610.0.0 PH 5 MKC-CONCRETE S
Pace Project No.: 40223963

Method: **EPA 6010**
Description: 6010 MET ICP
Client: TRC - MADISON
Date: March 31, 2021

General Information:
6 samples were analyzed for EPA 6010 by Pace Analytical Services Green Bay. All samples were received in acceptable condition with any exceptions noted below or on the chain-of custody and/or the sample condition upon receipt form (SCUR) attached at the end of this report.

Hold Time:
The samples were analyzed within the method required hold times with any exceptions noted below.

Sample Preparation:
The samples were prepared in accordance with EPA 3050 with any exceptions noted below.

Initial Calibrations (including MS Tune as applicable):
All criteria were within method requirements with any exceptions noted below.

Continuing Calibration:
All criteria were within method requirements with any exceptions noted below.

Method Blank:
All analytes were below the report limit in the method blank, where applicable, with any exceptions noted below.

Laboratory Control Spike:
All laboratory control spike compounds were within QC limits with any exceptions noted below.

Matrix Spikes:
All percent recoveries and relative percent differences (RPDs) were within acceptance criteria with any exceptions noted below.

QC Batch: 380745

A matrix spike and/or matrix spike duplicate (MS/MSD) were performed on the following sample(s): 40223963001

M0: Matrix spike recovery and/or matrix spike duplicate recovery was outside laboratory control limits.

- MSD (Lab ID: 2196060)
  - Barium

Additional Comments:

Analyte Comments:

QC Batch: 380745

D3: Sample was diluted due to the presence of high levels of non-target analytes or other matrix interference.

- CS-9A (Lab ID: 40223963001)
  - Silver
  - Arsenic
  - Cadmium
  - Selenium
- CS-9B (Lab ID: 40223963002)
  - Silver

This report shall not be reproduced, except in full,
without the written consent of Pace Analytical Services, LLC.

Pace Analytical Services, LLC
1241 Bellevue Street - Suite 9
Green Bay, WI 54302
(920)469-2436

PROJECT NARRATIVE

Project: 419610.0.0 PH 5 MKC-CONCRETE S
Pace Project No.: 40223963

Method: **EPA 6010**
Description: 6010 MET ICP
Client: TRC - MADISON
Date: March 31, 2021

Analyte Comments:

QC Batch: 380745

D3: Sample was diluted due to the presence of high levels of non-target analytes or other matrix interference.

- CS-9B (Lab ID: 40223963002)
  - Arsenic
  - Cadmium
  - Selenium

This report shall not be reproduced, except in full,
without the written consent of Pace Analytical Services, LLC.

Pace Analytical Services, LLC
1241 Bellevue Street - Suite 9
Green Bay, WI 54302
(920)469-2436

PROJECT NARRATIVE

Project: 419610.0.0 PH 5 MKC-CONCRETE S
Pace Project No.: 40223963

Method: **EPA 7471**
Description: 7471 Mercury
Client: TRC - MADISON
Date: March 31, 2021

General Information:
6 samples were analyzed for EPA 7471 by Pace Analytical Services Green Bay. All samples were received in acceptable condition with any exceptions noted below or on the chain-of custody and/or the sample condition upon receipt form (SCUR) attached at the end of this report.

Hold Time:
The samples were analyzed within the method required hold times with any exceptions noted below.

Sample Preparation:
The samples were prepared in accordance with EPA 7471 with any exceptions noted below.

Initial Calibrations (including MS Tune as applicable):
All criteria were within method requirements with any exceptions noted below.

Continuing Calibration:
All criteria were within method requirements with any exceptions noted below.

Method Blank:
All analytes were below the report limit in the method blank, where applicable, with any exceptions noted below.

Laboratory Control Spike:
All laboratory control spike compounds were within QC limits with any exceptions noted below.

Matrix Spikes:
All percent recoveries and relative percent differences (RPDs) were within acceptance criteria with any exceptions noted below.

Additional Comments:

This data package has been reviewed for quality and completeness and is approved for release.

This report shall not be reproduced, except in full,
without the written consent of Pace Analytical Services, LLC.

Pace Analytical Services, LLC
1241 Bellevue Street - Suite 9
Green Bay, WI 54302
(920)469-2436

ANALYTICAL RESULTS

Project: 419610.0.0 PH 5 MKC-CONCRETE S
Pace Project No.: 40223963

Sample: CS-9A **Lab ID: 40223963001** Collected: 03/24/21 14:03 Received: 03/25/21 08:50 Matrix: Solid

Results reported on a "dry weight" basis and are adjusted for percent moisture, sample size and any dilutions.

Parameters	Results	Units	LOQ	LOD	DF	Prepared	Analyzed	CAS No.	Qual
8082A GCS PCB	Analytical Method: EPA 8082A Preparation Method: EPA 3541 Pace Analytical Services - Green Bay								
PCB-1016 (Aroclor 1016)	**<15.6**	ug/kg	51.1	15.6	1	03/25/21 13:59	03/29/21 11:20	12674-11-2	
PCB-1221 (Aroclor 1221)	**<15.6**	ug/kg	51.1	15.6	1	03/25/21 13:59	03/29/21 11:20	11104-28-2	
PCB-1232 (Aroclor 1232)	**<15.6**	ug/kg	51.1	15.6	1	03/25/21 13:59	03/29/21 11:20	11141-16-5	
PCB-1242 (Aroclor 1242)	**<15.6**	ug/kg	51.1	15.6	1	03/25/21 13:59	03/29/21 11:20	53469-21-9	
PCB-1248 (Aroclor 1248)	**117**	ug/kg	51.1	15.6	1	03/25/21 13:59	03/29/21 11:20	12672-29-6	
PCB-1254 (Aroclor 1254)	**<15.6**	ug/kg	51.1	15.6	1	03/25/21 13:59	03/29/21 11:20	11097-69-1	
PCB-1260 (Aroclor 1260)	**<15.6**	ug/kg	51.1	15.6	1	03/25/21 13:59	03/29/21 11:20	11096-82-5	
PCB, Total	**117**	ug/kg	51.1	15.6	1	03/25/21 13:59	03/29/21 11:20	1336-36-3	
Surrogates									
Tetrachloro-m-xylene (S)	88	%	67-102		1	03/25/21 13:59	03/29/21 11:20	877-09-8	
Decachlorobiphenyl (S)	73	%	47-114		1	03/25/21 13:59	03/29/21 11:20	2051-24-3	
6010 MET ICP	Analytical Method: EPA 6010 Preparation Method: EPA 3050 Pace Analytical Services - Green Bay								
Arsenic	**3.1J**	mg/kg	5.1	3.0	2	03/26/21 07:05	03/30/21 09:50	7440-38-2	D3
Barium	**40.4**	mg/kg	1.0	0.30	2	03/26/21 07:05	03/30/21 09:50	7440-39-3	M0
Cadmium	**0.34J**	mg/kg	1.0	0.27	2	03/26/21 07:05	03/30/21 09:50	7440-43-9	D3
Chromium	**13.8**	mg/kg	2.0	0.56	2	03/26/21 07:05	03/30/21 09:50	7440-47-3	
Lead	**4.7**	mg/kg	4.1	1.2	2	03/26/21 07:05	03/30/21 09:50	7439-92-1	
Selenium	**<2.7**	mg/kg	8.1	2.7	2	03/26/21 07:05	03/30/21 09:50	7782-49-2	D3
Silver	**<0.62**	mg/kg	2.0	0.62	2	03/26/21 07:05	03/30/21 09:50	7440-22-4	D3
7471 Mercury	Analytical Method: EPA 7471 Preparation Method: EPA 7471 Pace Analytical Services - Green Bay								
Mercury	**<0.010**	mg/kg	0.036	0.010	1	03/29/21 11:45	03/30/21 08:54	7439-97-6	
Percent Moisture	Analytical Method: ASTM D2974-87 Pace Analytical Services - Green Bay								
Percent Moisture	**2.0**	%	0.10	0.10	1		03/25/21 12:52		

REPORT OF LABORATORY ANALYSIS

This report shall not be reproduced, except in full,
without the written consent of Pace Analytical Services, LLC.

Pace Analytical Services, LLC
1241 Bellevue Street - Suite 9
Green Bay, WI 54302
(920)469-2436

ANALYTICAL RESULTS

Project: 419610.0.0 PH 5 MKC-CONCRETE S
Pace Project No.: 40223963

Sample: CS-9B **Lab ID: 40223963002** Collected: 03/24/21 14:30 Received: 03/25/21 08:50 Matrix: Solid

Results reported on a "dry weight" basis and are adjusted for percent moisture, sample size and any dilutions.

Parameters	Results	Units	LOQ	LOD	DF	Prepared	Analyzed	CAS No.	Qual
8082A GCS PCB	Analytical Method: EPA 8082A Preparation Method: EPA 3541 Pace Analytical Services - Green Bay								
PCB-1016 (Aroclor 1016)	**<15.6**	ug/kg	51.2	15.6	1	03/25/21 13:59	03/29/21 12:04	12674-11-2	
PCB-1221 (Aroclor 1221)	**<15.6**	ug/kg	51.2	15.6	1	03/25/21 13:59	03/29/21 12:04	11104-28-2	
PCB-1232 (Aroclor 1232)	**<15.6**	ug/kg	51.2	15.6	1	03/25/21 13:59	03/29/21 12:04	11141-16-5	
PCB-1242 (Aroclor 1242)	**<15.6**	ug/kg	51.2	15.6	1	03/25/21 13:59	03/29/21 12:04	53469-21-9	
PCB-1248 (Aroclor 1248)	**<15.6**	ug/kg	51.2	15.6	1	03/25/21 13:59	03/29/21 12:04	12672-29-6	
PCB-1254 (Aroclor 1254)	**<15.6**	ug/kg	51.2	15.6	1	03/25/21 13:59	03/29/21 12:04	11097-69-1	
PCB-1260 (Aroclor 1260)	**<15.6**	ug/kg	51.2	15.6	1	03/25/21 13:59	03/29/21 12:04	11096-82-5	
PCB, Total	**<15.6**	ug/kg	51.2	15.6	1	03/25/21 13:59	03/29/21 12:04	1336-36-3	
Surrogates									
Tetrachloro-m-xylene (S)	91	%	67-102		1	03/25/21 13:59	03/29/21 12:04	877-09-8	
Decachlorobiphenyl (S)	78	%	47-114		1	03/25/21 13:59	03/29/21 12:04	2051-24-3	
6010 MET ICP	Analytical Method: EPA 6010 Preparation Method: EPA 3050 Pace Analytical Services - Green Bay								
Arsenic	**3.4J**	mg/kg	5.1	3.0	2	03/26/21 07:05	03/30/21 10:00	7440-38-2	D3
Barium	**48.4**	mg/kg	1.0	0.30	2	03/26/21 07:05	03/30/21 10:00	7440-39-3	
Cadmium	**0.35J**	mg/kg	1.0	0.27	2	03/26/21 07:05	03/30/21 10:00	7440-43-9	D3
Chromium	**15.1**	mg/kg	2.0	0.56	2	03/26/21 07:05	03/30/21 10:00	7440-47-3	
Lead	**4.7**	mg/kg	4.0	1.2	2	03/26/21 07:05	03/30/21 10:00	7439-92-1	
Selenium	**<2.7**	mg/kg	8.1	2.7	2	03/26/21 07:05	03/30/21 10:00	7782-49-2	D3
Silver	**<0.62**	mg/kg	2.0	0.62	2	03/26/21 07:05	03/30/21 10:00	7440-22-4	D3
7471 Mercury	Analytical Method: EPA 7471 Preparation Method: EPA 7471 Pace Analytical Services - Green Bay								
Mercury	**<0.0091**	mg/kg	0.032	0.0091	1	03/29/21 11:45	03/30/21 09:01	7439-97-6	
Percent Moisture	Analytical Method: ASTM D2974-87 Pace Analytical Services - Green Bay								
Percent Moisture	**2.0**	%	0.10	0.10	1		03/25/21 14:22		

REPORT OF LABORATORY ANALYSIS

This report shall not be reproduced, except in full,
without the written consent of Pace Analytical Services, LLC.

Pace Analytical Services, LLC
1241 Bellevue Street - Suite 9
Green Bay, WI 54302
(920)469-2436

ANALYTICAL RESULTS

Project: 419610.0.0 PH 5 MKC-CONCRETE S
Pace Project No.: 40223963

Sample: CS-9C **Lab ID: 40223963003** Collected: 03/24/21 14:50 Received: 03/25/21 08:50 Matrix: Solid

Results reported on a "dry weight" basis and are adjusted for percent moisture, sample size and any dilutions.

Parameters	Results	Units	LOQ	LOD	DF	Prepared	Analyzed	CAS No.	Qual
8082A GCS PCB	Analytical Method: EPA 8082A Preparation Method: EPA 3541 Pace Analytical Services - Green Bay								
PCB-1016 (Aroclor 1016)	**<15.5**	ug/kg	50.9	15.5	1	03/25/21 13:59	03/29/21 12:48	12674-11-2	
PCB-1221 (Aroclor 1221)	**<15.5**	ug/kg	50.9	15.5	1	03/25/21 13:59	03/29/21 12:48	11104-28-2	
PCB-1232 (Aroclor 1232)	**<15.5**	ug/kg	50.9	15.5	1	03/25/21 13:59	03/29/21 12:48	11141-16-5	
PCB-1242 (Aroclor 1242)	**<15.5**	ug/kg	50.9	15.5	1	03/25/21 13:59	03/29/21 12:48	53469-21-9	
PCB-1248 (Aroclor 1248)	**145**	ug/kg	50.9	15.5	1	03/25/21 13:59	03/29/21 12:48	12672-29-6	
PCB-1254 (Aroclor 1254)	**<15.5**	ug/kg	50.9	15.5	1	03/25/21 13:59	03/29/21 12:48	11097-69-1	
PCB-1260 (Aroclor 1260)	**<15.5**	ug/kg	50.9	15.5	1	03/25/21 13:59	03/29/21 12:48	11096-82-5	
PCB, Total	**145**	ug/kg	50.9	15.5	1	03/25/21 13:59	03/29/21 12:48	1336-36-3	
Surrogates									
Tetrachloro-m-xylene (S)	89	%	67-102		1	03/25/21 13:59	03/29/21 12:48	877-09-8	
Decachlorobiphenyl (S)	69	%	47-114		1	03/25/21 13:59	03/29/21 12:48	2051-24-3	
6010 MET ICP	Analytical Method: EPA 6010 Preparation Method: EPA 3050 Pace Analytical Services - Green Bay								
Arsenic	**3.4**	mg/kg	2.5	1.5	1	03/26/21 07:05	03/29/21 17:27	7440-38-2	
Barium	**36.4**	mg/kg	0.50	0.15	1	03/26/21 07:05	03/29/21 17:27	7440-39-3	
Cadmium	**0.33J**	mg/kg	0.50	0.13	1	03/26/21 07:05	03/29/21 17:27	7440-43-9	
Chromium	**14.3**	mg/kg	0.99	0.28	1	03/26/21 07:05	03/29/21 17:27	7440-47-3	
Lead	**4.8**	mg/kg	2.0	0.59	1	03/26/21 07:05	03/29/21 17:27	7439-92-1	
Selenium	**<1.3**	mg/kg	4.0	1.3	1	03/26/21 07:05	03/29/21 17:27	7782-49-2	
Silver	**<0.30**	mg/kg	0.99	0.30	1	03/26/21 07:05	03/29/21 17:27	7440-22-4	
7471 Mercury	Analytical Method: EPA 7471 Preparation Method: EPA 7471 Pace Analytical Services - Green Bay								
Mercury	**<0.0096**	mg/kg	0.034	0.0096	1	03/29/21 11:45	03/30/21 09:03	7439-97-6	
Percent Moisture	Analytical Method: ASTM D2974-87 Pace Analytical Services - Green Bay								
Percent Moisture	**1.5**	%	0.10	0.10	1		03/25/21 14:22		

REPORT OF LABORATORY ANALYSIS

This report shall not be reproduced, except in full,
without the written consent of Pace Analytical Services, LLC.

Pace Analytical Services, LLC
1241 Bellevue Street - Suite 9
Green Bay, WI 54302
(920)469-2436

ANALYTICAL RESULTS

Project: 419610.0.0 PH 5 MKC-CONCRETE S
Pace Project No.: 40223963

Sample: CS-9D **Lab ID: 40223963004** Collected: 03/24/21 15:07 Received: 03/25/21 08:50 Matrix: Solid

Results reported on a "dry weight" basis and are adjusted for percent moisture, sample size and any dilutions.

Parameters	Results	Units	LOQ	LOD	DF	Prepared	Analyzed	CAS No.	Qual
8082A GCS PCB	Analytical Method: EPA 8082A Preparation Method: EPA 3541 Pace Analytical Services - Green Bay								
PCB-1016 (Aroclor 1016)	**<15.4**	ug/kg	50.5	15.4	1	03/25/21 13:59	03/29/21 13:32	12674-11-2	
PCB-1221 (Aroclor 1221)	**<15.4**	ug/kg	50.5	15.4	1	03/25/21 13:59	03/29/21 13:32	11104-28-2	
PCB-1232 (Aroclor 1232)	**<15.4**	ug/kg	50.5	15.4	1	03/25/21 13:59	03/29/21 13:32	11141-16-5	
PCB-1242 (Aroclor 1242)	**<15.4**	ug/kg	50.5	15.4	1	03/25/21 13:59	03/29/21 13:32	53469-21-9	
PCB-1248 (Aroclor 1248)	**98.7**	ug/kg	50.5	15.4	1	03/25/21 13:59	03/29/21 13:32	12672-29-6	
PCB-1254 (Aroclor 1254)	**<15.4**	ug/kg	50.5	15.4	1	03/25/21 13:59	03/29/21 13:32	11097-69-1	
PCB-1260 (Aroclor 1260)	**<15.4**	ug/kg	50.5	15.4	1	03/25/21 13:59	03/29/21 13:32	11096-82-5	
PCB, Total	**98.7**	ug/kg	50.5	15.4	1	03/25/21 13:59	03/29/21 13:32	1336-36-3	
Surrogates									
Tetrachloro-m-xylene (S)	89	%	67-102		1	03/25/21 13:59	03/29/21 13:32	877-09-8	
Decachlorobiphenyl (S)	70	%	47-114		1	03/25/21 13:59	03/29/21 13:32	2051-24-3	
6010 MET ICP	Analytical Method: EPA 6010 Preparation Method: EPA 3050 Pace Analytical Services - Green Bay								
Arsenic	**3.5**	mg/kg	2.5	1.5	1	03/26/21 07:05	03/29/21 17:29	7440-38-2	
Barium	**39.0**	mg/kg	0.51	0.15	1	03/26/21 07:05	03/29/21 17:29	7440-39-3	
Cadmium	**0.27J**	mg/kg	0.51	0.13	1	03/26/21 07:05	03/29/21 17:29	7440-43-9	
Chromium	**15.0**	mg/kg	1.0	0.28	1	03/26/21 07:05	03/29/21 17:29	7440-47-3	
Lead	**3.7**	mg/kg	2.0	0.61	1	03/26/21 07:05	03/29/21 17:29	7439-92-1	
Selenium	**<1.3**	mg/kg	4.1	1.3	1	03/26/21 07:05	03/29/21 17:29	7782-49-2	
Silver	**<0.31**	mg/kg	1.0	0.31	1	03/26/21 07:05	03/29/21 17:29	7440-22-4	
7471 Mercury	Analytical Method: EPA 7471 Preparation Method: EPA 7471 Pace Analytical Services - Green Bay								
Mercury	**<0.0098**	mg/kg	0.034	0.0098	1	03/29/21 11:45	03/30/21 09:06	7439-97-6	
Percent Moisture	Analytical Method: ASTM D2974-87 Pace Analytical Services - Green Bay								
Percent Moisture	**1.4**	%	0.10	0.10	1		03/25/21 14:22		

REPORT OF LABORATORY ANALYSIS

This report shall not be reproduced, except in full,
without the written consent of Pace Analytical Services, LLC.

Pace Analytical Services, LLC
1241 Bellevue Street - Suite 9
Green Bay, WI 54302
(920)469-2436

ANALYTICAL RESULTS

Project: 419610.0.0 PH 5 MKC-CONCRETE S
Pace Project No.: 40223963

Sample: CS-9E **Lab ID: 40223963005** Collected: 03/24/21 15:21 Received: 03/25/21 08:50 Matrix: Solid

Results reported on a "dry weight" basis and are adjusted for percent moisture, sample size and any dilutions.

Parameters	Results	Units	LOQ	LOD	DF	Prepared	Analyzed	CAS No.	Qual
8082A GCS PCB	Analytical Method: EPA 8082A Preparation Method: EPA 3541 Pace Analytical Services - Green Bay								
PCB-1016 (Aroclor 1016)	**<31.2**	ug/kg	102	31.2	2	03/25/21 13:59	03/29/21 14:15	12674-11-2	
PCB-1221 (Aroclor 1221)	**<31.2**	ug/kg	102	31.2	2	03/25/21 13:59	03/29/21 14:15	11104-28-2	
PCB-1232 (Aroclor 1232)	**<31.2**	ug/kg	102	31.2	2	03/25/21 13:59	03/29/21 14:15	11141-16-5	
PCB-1242 (Aroclor 1242)	**<31.2**	ug/kg	102	31.2	2	03/25/21 13:59	03/29/21 14:15	53469-21-9	
PCB-1248 (Aroclor 1248)	**468**	ug/kg	102	31.2	2	03/25/21 13:59	03/29/21 14:15	12672-29-6	
PCB-1254 (Aroclor 1254)	**<31.2**	ug/kg	102	31.2	2	03/25/21 13:59	03/29/21 14:15	11097-69-1	
PCB-1260 (Aroclor 1260)	**<31.2**	ug/kg	102	31.2	2	03/25/21 13:59	03/29/21 14:15	11096-82-5	
PCB, Total	**468**	ug/kg	102	31.2	2	03/25/21 13:59	03/29/21 14:15	1336-36-3	
Surrogates									
Tetrachloro-m-xylene (S)	82	%	67-102		2	03/25/21 13:59	03/29/21 14:15	877-09-8	
Decachlorobiphenyl (S)	66	%	47-114		2	03/25/21 13:59	03/29/21 14:15	2051-24-3	
6010 MET ICP	Analytical Method: EPA 6010 Preparation Method: EPA 3050 Pace Analytical Services - Green Bay								
Arsenic	**3.2**	mg/kg	2.5	1.5	1	03/26/21 07:05	03/29/21 17:32	7440-38-2	
Barium	**37.4**	mg/kg	0.51	0.15	1	03/26/21 07:05	03/29/21 17:32	7440-39-3	
Cadmium	**0.28J**	mg/kg	0.51	0.14	1	03/26/21 07:05	03/29/21 17:32	7440-43-9	
Chromium	**14.3**	mg/kg	1.0	0.28	1	03/26/21 07:05	03/29/21 17:32	7440-47-3	
Lead	**4.0**	mg/kg	2.0	0.61	1	03/26/21 07:05	03/29/21 17:32	7439-92-1	
Selenium	**<1.3**	mg/kg	4.1	1.3	1	03/26/21 07:05	03/29/21 17:32	7782-49-2	
Silver	**<0.31**	mg/kg	1.0	0.31	1	03/26/21 07:05	03/29/21 17:32	7440-22-4	
7471 Mercury	Analytical Method: EPA 7471 Preparation Method: EPA 7471 Pace Analytical Services - Green Bay								
Mercury	**<0.0091**	mg/kg	0.032	0.0091	1	03/29/21 11:45	03/30/21 09:08	7439-97-6	
Percent Moisture	Analytical Method: ASTM D2974-87 Pace Analytical Services - Green Bay								
Percent Moisture	**2.3**	%	0.10	0.10	1		03/25/21 14:22		

REPORT OF LABORATORY ANALYSIS

This report shall not be reproduced, except in full,
without the written consent of Pace Analytical Services, LLC.

Pace Analytical Services, LLC
1241 Bellevue Street - Suite 9
Green Bay, WI 54302
(920)469-2436

ANALYTICAL RESULTS

Project: 419610.0.0 PH 5 MKC-CONCRETE S
Pace Project No.: 40223963

Sample: CS-9F **Lab ID: 40223963006** Collected: 03/24/21 15:37 Received: 03/25/21 08:50 Matrix: Solid

Results reported on a "dry weight" basis and are adjusted for percent moisture, sample size and any dilutions.

Parameters	Results	Units	LOQ	LOD	DF	Prepared	Analyzed	CAS No.	Qual
8082A GCS PCB	Analytical Method: EPA 8082A Preparation Method: EPA 3541 Pace Analytical Services - Green Bay								
PCB-1016 (Aroclor 1016)	**<31.0**	ug/kg	102	31.0	2	03/25/21 13:59	03/29/21 10:37	12674-11-2	
PCB-1221 (Aroclor 1221)	**<31.0**	ug/kg	102	31.0	2	03/25/21 13:59	03/29/21 10:37	11104-28-2	
PCB-1232 (Aroclor 1232)	**<31.0**	ug/kg	102	31.0	2	03/25/21 13:59	03/29/21 10:37	11141-16-5	
PCB-1242 (Aroclor 1242)	**<31.0**	ug/kg	102	31.0	2	03/25/21 13:59	03/29/21 10:37	53469-21-9	
PCB-1248 (Aroclor 1248)	**293**	ug/kg	102	31.0	2	03/25/21 13:59	03/29/21 10:37	12672-29-6	
PCB-1254 (Aroclor 1254)	**<31.0**	ug/kg	102	31.0	2	03/25/21 13:59	03/29/21 10:37	11097-69-1	
PCB-1260 (Aroclor 1260)	**<31.0**	ug/kg	102	31.0	2	03/25/21 13:59	03/29/21 10:37	11096-82-5	
PCB, Total	**293**	ug/kg	102	31.0	2	03/25/21 13:59	03/29/21 10:37	1336-36-3	
Surrogates									
Tetrachloro-m-xylene (S)	84	%	67-102		2	03/25/21 13:59	03/29/21 10:37	877-09-8	
Decachlorobiphenyl (S)	73	%	47-114		2	03/25/21 13:59	03/29/21 10:37	2051-24-3	
6010 MET ICP	Analytical Method: EPA 6010 Preparation Method: EPA 3050 Pace Analytical Services - Green Bay								
Arsenic	**2.9**	mg/kg	2.5	1.5	1	03/26/21 07:05	03/29/21 17:34	7440-38-2	
Barium	**35.1**	mg/kg	0.50	0.15	1	03/26/21 07:05	03/29/21 17:34	7440-39-3	
Cadmium	**0.30J**	mg/kg	0.50	0.13	1	03/26/21 07:05	03/29/21 17:34	7440-43-9	
Chromium	**14.9**	mg/kg	1.0	0.28	1	03/26/21 07:05	03/29/21 17:34	7440-47-3	
Lead	**3.9**	mg/kg	2.0	0.60	1	03/26/21 07:05	03/29/21 17:34	7439-92-1	
Selenium	**<1.3**	mg/kg	4.0	1.3	1	03/26/21 07:05	03/29/21 17:34	7782-49-2	
Silver	**<0.31**	mg/kg	1.0	0.31	1	03/26/21 07:05	03/29/21 17:34	7440-22-4	
7471 Mercury	Analytical Method: EPA 7471 Preparation Method: EPA 7471 Pace Analytical Services - Green Bay								
Mercury	**<0.0095**	mg/kg	0.033	0.0095	1	03/29/21 11:45	03/30/21 09:10	7439-97-6	
Percent Moisture	Analytical Method: ASTM D2974-87 Pace Analytical Services - Green Bay								
Percent Moisture	**1.5**	%	0.10	0.10	1		03/25/21 14:22		

REPORT OF LABORATORY ANALYSIS

This report shall not be reproduced, except in full,
without the written consent of Pace Analytical Services, LLC.

Pace Analytical Services, LLC
1241 Bellevue Street - Suite 9
Green Bay, WI 54302
(920)469-2436

QUALITY CONTROL DATA

Project: 419610.0.0 PH 5 MKC-CONCRETE S
Pace Project No.: 40223963

QC Batch: 380871 Analysis Method: EPA 7471
QC Batch Method: EPA 7471 Analysis Description: 7471 Mercury
Laboratory: Pace Analytical Services - Green Bay
Associated Lab Samples: 40223963001, 40223963002, 40223963003, 40223963004, 40223963005, 40223963006

METHOD BLANK: 2197029 Matrix: Solid
Associated Lab Samples: 40223963001, 40223963002, 40223963003, 40223963004, 40223963005, 40223963006

Parameter	Units	Blank Result	Reporting Limit	Analyzed	Qualifiers
Mercury	mg/kg	<0.010	0.035	03/30/21 08:50	

LABORATORY CONTROL SAMPLE: 2197030

Parameter	Units	Spike Conc.	LCS Result	LCS % Rec	% Rec Limits	Qualifiers
Mercury	mg/kg	0.83	0.82	99	85-115	

MATRIX SPIKE & MATRIX SPIKE DUPLICATE: 2197031 2197032

Parameter	Units	40223963001 Result	MS Spike Conc.	MSD Spike Conc.	MS Result	MSD Result	MS % Rec	MSD % Rec	% Rec Limits	RPD	Max RPD	Qual
Mercury	mg/kg	<0.010	0.85	0.75	0.81	0.74	96	98	85-115	9	20	

Results presented on this page are in the units indicated by the "Units" column except where an alternate unit is presented to the right of the result.

REPORT OF LABORATORY ANALYSIS

This report shall not be reproduced, except in full,
without the written consent of Pace Analytical Services, LLC.

Pace Analytical Services, LLC
1241 Bellevue Street - Suite 9
Green Bay, WI 54302
(920)469-2436

QUALITY CONTROL DATA

Project: 419610.0.0 PH 5 MKC-CONCRETE S
Pace Project No.: 40223963

QC Batch: 380745
QC Batch Method: EPA 3050
Analysis Method: EPA 6010
Analysis Description: 6010 MET
Laboratory: Pace Analytical Services - Green Bay
Associated Lab Samples: 40223963001, 40223963002, 40223963003, 40223963004, 40223963005, 40223963006

METHOD BLANK: 2196057 Matrix: Solid
Associated Lab Samples: 40223963001, 40223963002, 40223963003, 40223963004, 40223963005, 40223963006

Parameter	Units	Blank Result	Reporting Limit	Analyzed	Qualifiers
Arsenic	mg/kg	<1.5	2.5	03/29/21 17:03	
Barium	mg/kg	<0.15	0.50	03/29/21 17:03	
Cadmium	mg/kg	<0.13	0.50	03/29/21 17:03	
Chromium	mg/kg	<0.28	1.0	03/29/21 17:03	
Lead	mg/kg	<0.60	2.0	03/29/21 17:03	
Selenium	mg/kg	<1.3	4.0	03/29/21 17:03	
Silver	mg/kg	<0.31	1.0	03/29/21 17:03	

LABORATORY CONTROL SAMPLE: 2196058

Parameter	Units	Spike Conc.	LCS Result	LCS % Rec	% Rec Limits	Qualifiers
Arsenic	mg/kg	25	25.2	101	80-120	
Barium	mg/kg	25	25.3	101	80-120	
Cadmium	mg/kg	25	24.1	96	80-120	
Chromium	mg/kg	25	24.0	96	80-120	
Lead	mg/kg	25	24.4	98	80-120	
Selenium	mg/kg	25	24.5	98	80-120	
Silver	mg/kg	12.5	11.8	94	80-120	

MATRIX SPIKE & MATRIX SPIKE DUPLICATE: 2196059 2196060

Parameter	Units	40223963001 Result	MS Spike Conc.	MSD Spike Conc.	MS Result	MSD Result	MS % Rec	MSD % Rec	% Rec Limits	RPD	Max RPD	Qual
Arsenic	mg/kg	3.1J	25.4	25.4	29.0	28.0	102	98	75-125	3	20	
Barium	mg/kg	40.4	25.4	25.4	65.4	77.8	98	147	75-125	17	20	M0
Cadmium	mg/kg	0.34J	25.4	25.4	25.2	24.9	98	97	75-125	1	20	
Chromium	mg/kg	13.8	25.4	25.4	37.8	38.2	94	96	75-125	1	20	
Lead	mg/kg	4.7	25.4	25.4	28.1	27.5	92	90	75-125	2	20	
Selenium	mg/kg	<2.7	25.4	25.4	24.4	24.4	96	96	75-125	0	20	
Silver	mg/kg	<0.62	12.8	12.6	12.8	12.5	100	98	75-125	2	20	

Results presented on this page are in the units indicated by the "Units" column except where an alternate unit is presented to the right of the result.

REPORT OF LABORATORY ANALYSIS

This report shall not be reproduced, except in full,
without the written consent of Pace Analytical Services, LLC.

Pace Analytical Services, LLC
1241 Bellevue Street - Suite 9
Green Bay, WI 54302
(920)469-2436

QUALITY CONTROL DATA

Project: 419610.0.0 PH 5 MKC-CONCRETE S
Pace Project No.: 40223963

QC Batch: 380710
QC Batch Method: EPA 3541
Analysis Method: EPA 8082A
Analysis Description: 8082 GCS PCB
Laboratory: Pace Analytical Services - Green Bay
Associated Lab Samples: 40223963001, 40223963002, 40223963003, 40223963004, 40223963005, 40223963006

METHOD BLANK: 2195802 Matrix: Solid
Associated Lab Samples: 40223963001, 40223963002, 40223963003, 40223963004, 40223963005, 40223963006

Parameter	Units	Blank Result	Reporting Limit	Analyzed	Qualifiers
PCB-1016 (Aroclor 1016)	ug/kg	<15.2	50.0	03/29/21 08:33	
PCB-1221 (Aroclor 1221)	ug/kg	<15.2	50.0	03/29/21 08:33	
PCB-1232 (Aroclor 1232)	ug/kg	<15.2	50.0	03/29/21 08:33	
PCB-1242 (Aroclor 1242)	ug/kg	<15.2	50.0	03/29/21 08:33	
PCB-1248 (Aroclor 1248)	ug/kg	<15.2	50.0	03/29/21 08:33	
PCB-1254 (Aroclor 1254)	ug/kg	<15.2	50.0	03/29/21 08:33	
PCB-1260 (Aroclor 1260)	ug/kg	<15.2	50.0	03/29/21 08:33	
Decachlorobiphenyl (S)	%	97	47-114	03/29/21 08:33	
Tetrachloro-m-xylene (S)	%	93	67-102	03/29/21 08:33	

LABORATORY CONTROL SAMPLE: 2195803

Parameter	Units	Spike Conc.	LCS Result	LCS % Rec	% Rec Limits	Qualifiers
PCB-1016 (Aroclor 1016)	ug/kg		<15.2			
PCB-1221 (Aroclor 1221)	ug/kg		<15.2			
PCB-1232 (Aroclor 1232)	ug/kg		<15.2			
PCB-1242 (Aroclor 1242)	ug/kg		<15.2			
PCB-1248 (Aroclor 1248)	ug/kg		<15.2			
PCB-1254 (Aroclor 1254)	ug/kg		<15.2			
PCB-1260 (Aroclor 1260)	ug/kg	500	418	84	69-115	
Decachlorobiphenyl (S)	%			86	47-114	
Tetrachloro-m-xylene (S)	%			89	67-102	

MATRIX SPIKE & MATRIX SPIKE DUPLICATE: 2195804 2195805

Parameter	Units	40223963001 Result	MS Spike Conc.	MSD Spike Conc.	MS Result	MSD Result	MS % Rec	MSD % Rec	% Rec Limits	RPD	Max RPD	Qual
PCB-1016 (Aroclor 1016)	ug/kg	<15.6			<15.6	<15.6					20	
PCB-1221 (Aroclor 1221)	ug/kg	<15.6			<15.6	<15.6					20	
PCB-1232 (Aroclor 1232)	ug/kg	<15.6			<15.6	<15.6					20	
PCB-1242 (Aroclor 1242)	ug/kg	<15.6			<15.6	<15.6					20	
PCB-1248 (Aroclor 1248)	ug/kg	117			139	112				21	20	
PCB-1254 (Aroclor 1254)	ug/kg	<15.6			<15.6	<15.6					20	
PCB-1260 (Aroclor 1260)	ug/kg	<15.6	511	512	448	410	88	80	45-120	9	20	
Decachlorobiphenyl (S)	%						81	79	47-114			
Tetrachloro-m-xylene (S)	%						89	89	67-102			

Results presented on this page are in the units indicated by the "Units" column except where an alternate unit is presented to the right of the result.

REPORT OF LABORATORY ANALYSIS

This report shall not be reproduced, except in full,
without the written consent of Pace Analytical Services, LLC.

Pace Analytical Services, LLC
1241 Bellevue Street - Suite 9
Green Bay, WI 54302
(920)469-2436

QUALITY CONTROL DATA

Project: 419610.0.0 PH 5 MKC-CONCRETE S
Pace Project No.: 40223963

QC Batch: 380690
QC Batch Method: ASTM D2974-87
Analysis Method: ASTM D2974-87
Analysis Description: Dry Weight/Percent Moisture
Laboratory: Pace Analytical Services - Green Bay

Associated Lab Samples: 40223963001

SAMPLE DUPLICATE: 2195711

Parameter	Units	40223949001 Result	Dup Result	RPD	Max RPD	Qualifiers
Percent Moisture	%	5.2	5.2	0	10	

Results presented on this page are in the units indicated by the "Units" column except where an alternate unit is presented to the right of the result.

REPORT OF LABORATORY ANALYSIS

This report shall not be reproduced, except in full,
without the written consent of Pace Analytical Services, LLC.

Pace Analytical Services, LLC
1241 Bellevue Street - Suite 9
Green Bay, WI 54302
(920)469-2436

QUALITY CONTROL DATA

Project: 419610.0.0 PH 5 MKC-CONCRETE S
Pace Project No.: 40223963

QC Batch: 380712
QC Batch Method: ASTM D2974-87
Analysis Method: ASTM D2974-87
Analysis Description: Dry Weight/Percent Moisture
Laboratory: Pace Analytical Services - Green Bay
Associated Lab Samples: 40223963002, 40223963003, 40223963004, 40223963005, 40223963006

SAMPLE DUPLICATE: 2195825

Parameter	Units	40223972001 Result	Dup Result	RPD	Max RPD	Qualifiers
Percent Moisture	%	23.7	23.7	0	10	

Results presented on this page are in the units indicated by the "Units" column except where an alternate unit is presented to the right of the result.

REPORT OF LABORATORY ANALYSIS

This report shall not be reproduced, except in full,
without the written consent of Pace Analytical Services, LLC.

Pace Analytical Services, LLC
1241 Bellevue Street - Suite 9
Green Bay, WI 54302
(920)469-2436

QUALIFIERS

Project: 419610.0.0 PH 5 MKC-CONCRETE S
Pace Project No.: 40223963

DEFINITIONS

DF - Dilution Factor, if reported, represents the factor applied to the reported data due to dilution of the sample aliquot.

ND - Not Detected at or above LOD.

J - Estimated concentration at or above the LOD and below the LOQ.

LOD - Limit of Detection adjusted for dilution factor, percent moisture, initial weight and final volume.

LOQ - Limit of Quantitation adjusted for dilution factor, percent moisture, initial weight and final volume.

S - Surrogate

1,2-Diphenylhydrazine decomposes to and cannot be separated from Azobenzene using Method 8270. The result for each analyte is a combined concentration.

Consistent with EPA guidelines, unrounded data are displayed and have been used to calculate % recovery and RPD values.

LCS(D) - Laboratory Control Sample (Duplicate)

MS(D) - Matrix Spike (Duplicate)

DUP - Sample Duplicate

RPD - Relative Percent Difference

NC - Not Calculable.

SG - Silica Gel - Clean-Up

U - Indicates the compound was analyzed for, but not detected at or above the adjusted LOD.

N-Nitrosodiphenylamine decomposes and cannot be separated from Diphenylamine using Method 8270. The result reported for each analyte is a combined concentration.

Pace Analytical is TNI accredited. Contact your Pace PM for the current list of accredited analytes.

TNI - The NELAC Institute.

ANALYTE QUALIFIERS

D3	Sample was diluted due to the presence of high levels of non-target analytes or other matrix interference.
M0	Matrix spike recovery and/or matrix spike duplicate recovery was outside laboratory control limits.

This report shall not be reproduced, except in full,
without the written consent of Pace Analytical Services, LLC.

Pace Analytical Services, LLC
1241 Bellevue Street - Suite 9
Green Bay, WI 54302
(920)469-2436

QUALITY CONTROL DATA CROSS REFERENCE TABLE

Project: 419610.0.0 PH 5 MKC-CONCRETE S
Pace Project No.: 40223963

Lab ID	Sample ID	QC Batch Method	QC Batch	Analytical Method	Analytical Batch
40223963001	**CS-9A**	EPA 3541	380710	EPA 8082A	380711
40223963002	**CS-9B**	EPA 3541	380710	EPA 8082A	380711
40223963003	**CS-9C**	EPA 3541	380710	EPA 8082A	380711
40223963004	**CS-9D**	EPA 3541	380710	EPA 8082A	380711
40223963005	**CS-9E**	EPA 3541	380710	EPA 8082A	380711
40223963006	**CS-9F**	EPA 3541	380710	EPA 8082A	380711
40223963001	**CS-9A**	EPA 3050	380745	EPA 6010	380876
40223963002	**CS-9B**	EPA 3050	380745	EPA 6010	380876
40223963003	**CS-9C**	EPA 3050	380745	EPA 6010	380876
40223963004	**CS-9D**	EPA 3050	380745	EPA 6010	380876
40223963005	**CS-9E**	EPA 3050	380745	EPA 6010	380876
40223963006	**CS-9F**	EPA 3050	380745	EPA 6010	380876
40223963001	**CS-9A**	EPA 7471	380871	EPA 7471	380982
40223963002	**CS-9B**	EPA 7471	380871	EPA 7471	380982
40223963003	**CS-9C**	EPA 7471	380871	EPA 7471	380982
40223963004	**CS-9D**	EPA 7471	380871	EPA 7471	380982
40223963005	**CS-9E**	EPA 7471	380871	EPA 7471	380982
40223963006	**CS-9F**	EPA 7471	380871	EPA 7471	380982
40223963001	**CS-9A**	ASTM D2974-87	380690		
40223963002	**CS-9B**	ASTM D2974-87	380712		
40223963003	**CS-9C**	ASTM D2974-87	380712		
40223963004	**CS-9D**	ASTM D2974-87	380712		
40223963005	**CS-9E**	ASTM D2974-87	380712		
40223963006	**CS-9F**	ASTM D2974-87	380712		

This report shall not be reproduced, except in full,
without the written consent of Pace Analytical Services, LLC.

Pace Analytical™
www.pacelabs.com

CHAIN-OF-CUSTODY / Analytical Request Document

The Chain-of-Custody is a LEGAL DOCUMENT. All relevant fields must be completed accurately.

40223963

Page: 1 of 5

Section A Required Client Information:		Section B Required Project Information:		Section C Invoice Information:	
Company:	TRC/MKC	Report To:	astehn@trccompanies.com	Attention:	astehn@trccompanies.com
Address:	708 Heartland Trail Suite 3000	Copy To:	kvater@trccompanies.com	Company Name:	TRC
	Madison, WI 53717			Address:	Same as Section A
Email To:	astehn@trccompanies.com	Purchase Order No.:		Pace Quote Reference:	
Phone:	608-807-8112 Fax:	Project Name:	MKC - Concrete Sampling	Pace Project Manager:	
Requested Due Date/TAT:	PCBs - 2 Day TAT Metals - 5 Day TAT	Project Number:	419610.0000.0000 Phase 00005	Pace Profile #:	

REGULATORY AGENCY

☐ NPDES ☐ GROUND WATER ☐ DRINKING WATER
☐ UST ☐ RCRA ☑ OTHER EPA/WDNR

Site Location STATE: WI

Section D Required Client Information

SAMPLE ID
(A-Z, 0-9 / ,-)
Sample IDs MUST BE UNIQUE

Valid Matrix Codes

MATRIX	CODE
DRINKING WATER	DW
WATER	WT
WASTE WATER	WW
PRODUCT	P
SOIL/SOLID	SL
OIL	OL
WIPE	WP
AIR	AR
OTHER	OT
TISSUE	TS

ITEM #	SAMPLE ID	MATRIX CODE (see valid codes to left)	SAMPLE TYPE (G=GRAB C=COMP)	COLLECTED: COMPOSITE START DATE	COLLECTED: COMPOSITE START TIME	COLLECTED: COMPOSITE END/GRAB DATE	COLLECTED: COMPOSITE END/GRAB TIME	SAMPLE TEMP AT COLLECTION	# OF CONTAINERS	Preservatives: Unpreserved	H_2SO_4	HNO_3	HCl	NaOH	$Na_2S_2O_3$	Methanol	Other	Analysis Test Y/N	Analysis Test: PCBs	Analysis Test: RCRA Metals (Totals)	Residual Chlorine (Y/N)	Pace Project No./ Lab I.D.
1	CS-9A	SL	C			3/24/21	14:03		2	X									X	X		001
2	CS-9B	SL	C			03/24/21	14:30		2	X									X	X		002
3	CS-9C	SL	C			03/24/21	14:50		2	X									X	X		003
4	CS-9D	SL	C			03/24/21	15:07		2	X									X	X		004
5	CS-9E	SL	C			03/24/21	15:21		2	X									X	X		005
6	CS-9F	SL	C			03/24/21	15:37		2	X									X	X		006
7																						
8																						
9																						
10																						
11																						
12																						

Requested Analysis Filtered (Y/N)

ADDITIONAL COMMENTS	RELINQUISHED BY / AFFILIATION	DATE	TIME	ACCEPTED BY / AFFILIATION	DATE	TIME	SAMPLE CONDITIONS			
	Ben Wachholz (TRC)	3/24/21	16:20							
	CS Logistics	3/28/21	0850	Alleworace	3/28/21	0850	2	Y	N	Y

SAMPLER NAME AND SIGNATURE

PRINT Name of SAMPLER: ~~Andrew Stehn~~ Ben Wachholz

SIGNATURE of SAMPLER: Ben Wachholz DATE Signed (MM/DD/YY): 3/24/21 16:20

Temp in °C | Received on Ice (Y/N) | Custody Sealed Cooler (Y/N) | Samples Intact (Y/N)

*Important Note: By signing this form you are accepting Pace's NET 30 day payment terms and agreeing to late charges of 1.5% per month for any invoices not paid within 30 days.

Pace Analytical™
www.pacelabs.com

CHAIN-OF-CUSTODY / Analytical Request Document

The Chain-of-Custody is a LEGAL DOCUMENT. All relevant fields must be completed accurately.

60223963

Page: 12 of 5

Section A Required Client Information:		Section B Required Project Information:		Section C Invoice Information:	
Company:	TRC/MKC	Report To:	astehn@trccompanies.com	Attention:	astehn@trccompanies.com
Address:	708 Heartland Trail Suite 3000	Copy To:	kvater@trccompanies.com	Company Name:	TRC
	Madison, WI 53717			Address:	Same as Section A
Email To:	astehn@trccompanies.com	Purchase Order No.:		Pace Quote Reference:	
Phone:	608-807-8112 Fax:	Project Name:	MKC - Concrete Sampling	Pace Project Manager:	
Requested Due Date/TAT:	PCBs - 2 Day TAT See additional comments	Project Number:	419610.0000.0000 Phase 00005	Pace Profile #:	

REGULATORY AGENCY: ☐ NPDES ☐ GROUND WATER ☐ DRINKING WATER ☐ UST ☐ RCRA ☑ OTHER EPA/WDNR

Site Location STATE: WI

Section D Required Client Information

Valid Matrix Codes

MATRIX	CODE
DRINKING WATER	DW
WATER	WT
WASTE WATER	WW
PRODUCT	P
SOIL/SOLID	SL
OIL	OL
WIPE	WP
AIR	AR
OTHER	OT
TISSUE	TS

SAMPLE ID
(A-Z, 0-9 / ,-)
Sample IDs MUST BE UNIQUE

ITEM #	SAMPLE ID	MATRIX CODE (see valid codes to left)	SAMPLE TYPE (G=GRAB C=COMP)	COLLECTED: COMPOSITE START DATE	COMPOSITE START TIME	COMPOSITE END/GRAB DATE	COMPOSITE END/GRAB TIME	SAMPLE TEMP AT COLLECTION	# OF CONTAINERS	Preservatives: Unpreserved	H_2SO_4	HNO_3	HCl	NaOH	$Na_2S_2O_3$	Methanol	Other	Analysis Test Y/N	Analysis Test: PCBs (HOLD)	Residual Chlorine (Y/N)	Pace Project No./ Lab I.D.
1	J-1	SL	G	-	-	3/24/21	12:55		1	X									X		007
2	J-2	SL	G	-	-	03/24/21	12:45		1	X									X		008
3	J-3	SL	G	-	-	03/24/21	12:32		1	X									X		009
4	J-4	SL	G	-	-	03/24/21	12:06		1	X									X		010
5	J-5	SL	G	-	-	03/24/21	12:01		1	X									X		011
6	J-6	SL	G	-	-	03/24/21	11:56		1	X									X		012
7	J-7	SL	G	-	-	03/24/21	11:52		1	X									X		013
8																					
9																					
10																					
11																					
12																					

ADDITIONAL COMMENTS	RELINQUISHED BY / AFFILIATION	DATE	TIME	ACCEPTED BY / AFFILIATION	DATE	TIME	SAMPLE CONDITIONS: Temp in °C	Received on Ice (Y/N)	Custody Sealed Cooler (Y/N)	Samples Intact (Y/N)
Samples to be logged and placed on hold pending composite samples. If samples are analyzed, TAT is 2 days.	Ben Wachholtz (TRC)	3/24/21	16:20							
	CS Logistics	3/25/21	0850	[signature]	3/25/21	0850	2	Y	N	Y

SAMPLER NAME AND SIGNATURE

PRINT Name of SAMPLER: ~~Andrew Stohn~~ Ben Wachholtz

SIGNATURE of SAMPLER: Ben Wachholtz DATE Signed (MM/DD/YY): 3/24/21 16:20

*Important Note: By signing this form you are accepting Pace's NET 30 day payment terms and agreeing to late charges of 1.5% per month for any invoices not paid within 30 days.

Pace Analytical™ www.pacelabs.com

CHAIN-OF-CUSTODY / Analytical Request Document

The Chain-of-Custody is a LEGAL DOCUMENT. All relevant fields must be completed accurately.

40223963

Page: 13 of 5

Section A Required Client Information:

Company:	TRC/MKC
Address:	708 Heartland Trail Suite 3000
	Madison, WI 53717
Email To:	astehn@trccompanies.com
Phone: 608-807-8112	Fax:
Requested Due Date/TAT:	PCBs - 2 Day TAT See additional comments

Section B Required Project Information:

Report To:	astehn@trccompanies.com
Copy To:	kvater@trccompanies.com
Purchase Order No.:	
Project Name:	MKC - Concrete Sampling
Project Number:	419610.0000.0000 Phase 00005

Section C Invoice Information:

Attention:	astehn@trccompanies.com
Company Name:	TRC
Address:	Same as Section A
Pace Quote Reference:	
Pace Project Manager:	
Pace Profile #:	

REGULATORY AGENCY

☐ NPDES ☐ GROUND WATER ☐ DRINKING WATER
☐ UST ☐ RCRA ☑ OTHER EPA/WDNR

Site Location STATE: WI

Section D Required Client Information

Valid Matrix Codes

MATRIX	CODE
DRINKING WATER	DW
WATER	WT
WASTE WATER	WW
PRODUCT	P
SOIL/SOLID	SL
OIL	OL
WIPE	WP
AIR	AR
OTHER	OT
TISSUE	TS

SAMPLE ID
(A-Z, 0-9 / ,-)
Sample IDs MUST BE UNIQUE

Requested Analysis Filtered (Y/N)

ITEM #	SAMPLE ID	MATRIX CODE (see valid codes to left)	SAMPLE TYPE (G=GRAB C=COMP)	COLLECTED COMPOSITE START DATE	COLLECTED COMPOSITE START TIME	COLLECTED COMPOSITE END/GRAB DATE	COLLECTED COMPOSITE END/GRAB TIME	SAMPLE TEMP AT COLLECTION	# OF CONTAINERS	Preservatives: Unpreserved	H_2SO_4	HNO_3	HCl	NaOH	$Na_2S_2O_3$	Methanol	Other	Y/N: Analysis Test ↓	PCBs (HOLD)	Residual Chlorine (Y/N)	Pace Project No./ Lab I.D.
1	K-1	SL	G	-	-	3/24/21	10:32		1	X								X		014
2	K-2	SL	G	-	-	03/24/21	10:36		1	X								X		015
3	K-3	SL	G	-	-	03/24/21	10:40		1	X								X		016
4	K-4	SL	G	-	-	03/24/21	10:43		1	X								X		017
5	K-5	SL	G	-	-	03/24/21	10:53		1	X								X		018
6	K-6	SL	G	-	-	03/24/21	10:59		1	X								X		019
7	K-7	SL	G	-	-	03/24/21	11:02		1	X								X		020
8																				
9																				
10																				
11																				
12																				

ADDITIONAL COMMENTS	RELINQUISHED BY / AFFILIATION	DATE	TIME	ACCEPTED BY / AFFILIATION	DATE	TIME	SAMPLE CONDITIONS
Samples to be logged and placed on hold pending composite samples. If samples are analyzed, TAT is 2 days.	Ben Wachholz (TRC)	3/24/21	16:20				
	CS Logistics	3/25/21	0850	Client	3/25/21	0850	2 Y N Y

SAMPLER NAME AND SIGNATURE				
PRINT Name of SAMPLER: ~~Andrew Stehn~~ Ben Wachholz		Temp in °C	Received on Ice (Y/N)	Custody Sealed Cooler (Y/N)	Samples Intact (Y/N)
SIGNATURE of SAMPLER: Ben Wachholz	DATE Signed (MM/DD/YY): 3/24/21 16:20				

*Important Note: By signing this form you are accepting Pace's NET 30 day payment terms and agreeing to late charges of 1.5% per month for any invoices not paid within 30 days.

Pace Analytical™
www.pacelabs.com

CHAIN-OF-CUSTODY / Analytical Request Document

The Chain-of-Custody is a LEGAL DOCUMENT. All relevant fields must be completed accurately.

40223963

Page: ~~1~~4 of 5

Section A Required Client Information:		Section B Required Project Information:		Section C Invoice Information:	
Company:	TRC/MKC	Report To:	astehn@trccompanies.com	Attention:	astehn@trccompanies.com
Address:	708 Heartland Trail Suite 3000	Copy To:	kvater@trccompanies.com	Company Name:	TRC
	Madison, WI 53717			Address:	Same as Section A
Email To:	astehn@trccompanies.com	Purchase Order No.:		Pace Quote Reference:	
Phone: 608-807-8112	Fax:	Project Name:	MKC - Concrete Sampling	Pace Project Manager:	
Requested Due Date/TAT:	PCBs - 2 Day TAT See additional comments	Project Number:	419610.0000.0000 Phase 00005	Pace Profile #:	

REGULATORY AGENCY

☐ NPDES ☐ GROUND WATER ☐ DRINKING WATER
☐ UST ☐ RCRA ☑ OTHER EPA/WDNR

Site Location STATE: WI

Section D Required Client Information

Valid Matrix Codes

MATRIX	CODE
DRINKING WATER	DW
WATER	WT
WASTE WATER	WW
PRODUCT	P
SOIL/SOLID	SL
OIL	OL
WIPE	WP
AIR	AR
OTHER	OT
TISSUE	TS

SAMPLE ID (A-Z, 0-9 / ,-) Sample IDs MUST BE UNIQUE

Requested Analysis Filtered (Y/N)

ITEM #	SAMPLE ID	MATRIX CODE (see valid codes to left)	SAMPLE TYPE (G=GRAB C=COMP)	COLLECTED COMPOSITE START DATE	COLLECTED COMPOSITE START TIME	COLLECTED COMPOSITE END/GRAB DATE	COLLECTED COMPOSITE END/GRAB TIME	SAMPLE TEMP AT COLLECTION	# OF CONTAINERS	Preservatives: Unpreserved	H_2SO_4	HNO_3	HCl	NaOH	$Na_2S_2O_3$	Methanol	Other	Analysis Test (Y/N)	PCBs (HOLD)	Residual Chlorine (Y/N)	Pace Project No./ Lab I.D.
1	L-1	SL	G	-	-	3/24/21	10:24		1	X									X		021
2	L-2	SL	G	-	-	03/24/21	10:20		1	X									X		022
3	L-3	SL	G	-	-	03/24/21	10:17		1	X									X		023
4	L-4	SL	G	-	-	03/24/21	10:10		1	X									X		024
5	L-5	SL	G	-	-	03/24/21	10:06		1	X									X		025
6	L-6	SL	G	-	-	03/24/21	10:00		1	X									X		026
7	L-7	SL	G	-	-	03/24/21	9:56		1	X									X		027
8																					
9																					
10																					
11																					
12																					

ADDITIONAL COMMENTS	RELINQUISHED BY / AFFILIATION	DATE	TIME	ACCEPTED BY / AFFILIATION	DATE	TIME	SAMPLE CONDITIONS: Temp in °C	Received on Ice (Y/N)	Custody Sealed Cooler (Y/N)	Samples Intact (Y/N)
Samples to be logged and placed on hold pending composite samples. If samples are analyzed, TAT is 2 days.	Ben Wachholz (TRC)	3/24/21	16:20							
	CS Logistics	3/28/21	0850	[signature]	3/28/21	0850	2	Y	N	Y

SAMPLER NAME AND SIGNATURE

PRINT Name of SAMPLER: ~~Andrew Stehn~~ Ben Wachholz

SIGNATURE of SAMPLER: Ben Wachholz

DATE Signed (MM/DD/YY): 3/24/21 16:20

*Important Note: By signing this form you are accepting Pace's NET 30 day payment terms and agreeing to late charges of 1.5% per month for any invoices not paid within 30 days.

Pace Analytical™
www.pacelabs.com

CHAIN-OF-CUSTODY / Analytical Request Document

The Chain-of-Custody is a LEGAL DOCUMENT. All relevant fields must be completed accurately.

40223963

Page: 15 of 5

Section A Required Client Information:		Section B Required Project Information:		Section C Invoice Information:	
Company:	TRC/MKC	Report To:	astehn@trccompanies.com	Attention:	astehn@trccompanies.com
Address:	708 Heartland Trail Suite 3000	Copy To:	kvater@trccompanies.com	Company Name:	TRC
	Madison, WI 53717			Address:	Same as Section A
Email To:	astehn@trccompanies.com	Purchase Order No.:		Pace Quote Reference:	
Phone:	608-807-8112 Fax	Project Name:	MKC - Concrete Sampling	Pace Project Manager:	
Requested Due Date/TAT:	PCBs - 2 Day TAT See additional comments	Project Number:	419610.0000.0000 Phase 00005	Pace Profile #:	

REGULATORY AGENCY

☐ NPDES ☐ GROUND WATER ☐ DRINKING WATER
☐ UST ☐ RCRA ☑ OTHER EPA/WDNR

Site Location STATE: WI

Requested Analysis Filtered (Y/N)

Section D Required Client Information

Valid Matrix Codes

MATRIX	CODE
DRINKING WATER	DW
WATER	WT
WASTE WATER	WW
PRODUCT	P
SOIL/SOLID	SL
OIL	OL
WIPE	WP
AIR	AR
OTHER	OT
TISSUE	TS

ITEM #	SAMPLE ID (A-Z, 0-9 / ,-) Sample IDs MUST BE UNIQUE	MATRIX CODE (see valid codes to left)	SAMPLE TYPE (G=GRAB C=COMP)	COLLECTED COMPOSITE START DATE	COLLECTED COMPOSITE START TIME	COLLECTED COMPOSITE END/GRAB DATE	COLLECTED COMPOSITE END/GRAB TIME	SAMPLE TEMP AT COLLECTION	# OF CONTAINERS	Preservatives: Unpreserved	H_2SO_4	HNO_3	HCl	NaOH	$Na_2S_2O_3$	Methanol	Other	Analysis Test Y/N	Analysis Test: PCBs (HOLD)	Residual Chlorine (Y/N)	Pace Project No./ Lab I.D.
1	M-1	SL	G	-	-	3/24/21	9:15		1	X								X			028
2	M-2	SL	G	-	-	03/24/21	9:22		1	X								X			029
3	M-3	SL	G	-	-	03/24/21	9:30		1	X								X			030
4	M-4	SL	G	-	-	03/24/21	9:35		1	X								X			031
5	M-5	SL	G	-	-	03/24/21	9:40		1	X								X			032
6	M-6	SL	G	-	-	03/24/21	9:45		1	X								X			033
7	M-7	SL	G	-	-	03/24/21	9:51		1	X								X			034
8																					
9																					
10																					
11																					
12																					

ADDITIONAL COMMENTS	RELINQUISHED BY / AFFILIATION	DATE	TIME	ACCEPTED BY / AFFILIATION	DATE	TIME	SAMPLE CONDITIONS: Temp in °C	Received on Ice (Y/N)	Custody Sealed Cooler (Y/N)	Samples Intact (Y/N)
Samples to be logged and placed on hold pending composite samples. If samples are analyzed, TAT is 2 days.	Ben Wachholz (TRC)	3/24/21	16:20							
	CS Log 105	3/25/21	0850		3/25/21	0850	2	Y	N	Y

SAMPLER NAME AND SIGNATURE

PRINT Name of SAMPLER: ~~Andrew Stehn~~ Ben Wachholz

SIGNATURE of SAMPLER: Ben Wachholz DATE Signed (MM/DD/YY): 3/24/21 16:20

*Important Note: By signing this form you are accepting Pace's NET 30 day payment terms and agreeing to late charges of 1.5% per month for any invoices not paid within 30 days.

Sample Preservation Receipt Form

Pace Analytical Services, LLC
1241 Bellevue Street, Suite 9
Green Bay, WI 54302

Client Name: TRC Project # 40223963

All containers needing preservation have been checked and noted below: ☐Yes ☐No ☐N/A Initial when completed: Date/ Time:

Lab Lot# of pH paper: Lab Std #ID of preservation (if pH adjusted):

	Glass								Plastic					Vials						Jars				General							
Pace Lab #	AG1U	BG1U	AG1H	AG4S	AG4U	AG5U	AG2S	BG3U	BP1U	BP3U	BP3B	BP3N	BP3S	VG9A	DG9T	VG9U	VG9H	VG9M	VG9D	JGFU	JG9U	WGFU	WPFU	SP5T	ZPLC	GN	VOA Vials (>6mm) *	H2SO4 pH ≤2	NaOH+Zn Act pH ≥9	NaOH pH ≥12	HNO3 pH ≤2	pH after adjusted	Volume (mL)
001																				2												2.5 / 5 / 10
002																				2												2.5 / 5 / 10
003																				2												2.5 / 5 / 10
004																				2												2.5 / 5 / 10
005																				2												2.5 / 5 / 10
006																				2												2.5 / 5 / 10
007																				1												2.5 / 5 / 10
008																				1												2.5 / 5 / 10
009																				1												2.5 / 5 / 10
010																				1												2.5 / 5 / 10
011																				1												2.5 / 5 / 10
012																				1												2.5 / 5 / 10
013																				1												2.5 / 5 / 10
014																				1												2.5 / 5 / 10
015																				1												2.5 / 5 / 10
016																				1												2.5 / 5 / 10
017																				1												2.5 / 5 / 10
018																				1												2.5 / 5 / 10
019																				1												2.5 / 5 / 10
020																				1												2.5 / 5 / 10

Exceptions to preservation check: VOA, Coliform, TOC, TOX, TOH, O&G, WI DRO, Phenolics, Other:_____ Headspace in VOA Vials (>6mm) : ☐Yes ☐No ☐N/A ***If yes look in headspace column**

AG1U	1 liter amber glass
BG1U	1 liter clear glass
AG1H	1 liter amber glass HCL
AG4S	125 mL amber glass H2SO4
AG4U	120 mL amber glass unpres
AG5U	100 mL amber glass unpres
AG2S	500 mL amber glass H2SO4
BG3U	250 mL clear glass unpres

BP1U	1 liter plastic unpres
BP3U	250 mL plastic unpres
BP3B	250 mL plastic NaOH
BP3N	250 mL plastic HNO3
BP3S	250 mL plastic H2SO4

VG9A	40 mL clear ascorbic
DG9T	40 mL amber Na Thio
VG9U	40 mL clear vial unpres
VG9H	40 mL clear vial HCL
VG9M	40 mL clear vial MeOH
VG9D	40 mL clear vial DI

JGFU	4 oz amber jar unpres
JG9U	9 oz amber jar unpres
WGFU	4 oz clear jar unpres
WPFU	4 oz plastic jar unpres
SP5T	120 mL plastic Na Thiosulfate
ZPLC	ziploc bag
GN	

Pace Analytical Services, LLC
1241 Bellevue Street, Suite 9
Green Bay, WI 54302

Sample Preservation Receipt Form

Client Name: TRC Project #: 40223963

Pace Lab #	Glass								Plastic					Vials						Jars				General			VOA Vials (>6mm) *	H2SO4 pH ≤2	NaOH+Zn Act pH ≥9	NaOH pH ≥12	HNO3 pH ≤2	pH after adjusted	Volume (mL)
	AG1U	BG1U	AG1H	AG4S	AG4U	AG5U	AG2S	BG3U	BP1U	BP3U	BP3B	BP3N	BP3S	VG9A	DG9T	VG9U	VG9H	VG9M	VG9D	JGFU	JG9U	WGFU	WPFU	SP5T	ZPLC	GN							
021																				1												2.5 / 5 / 10
022																				1												2.5 / 5 / 10
023																				1												2.5 / 5 / 10
024																				1												2.5 / 5 / 10
025																				1												2.5 / 5 / 10
026																				1												2.5 / 5 / 10
027																				1												2.5 / 5 / 10
028																				1												2.5 / 5 / 10
029																				1												2.5 / 5 / 10
030																				1												2.5 / 5 / 10
031																				1												2.5 / 5 / 10
032																				1												2.5 / 5 / 10
033																				1												2.5 / 5 / 10
034																				1												2.5 / 5 / 10
																																2.5 / 5 / 10
																																2.5 / 5 / 10
																																2.5 / 5 / 10
																																2.5 / 5 / 10
																																2.5 / 5 / 10
																																2.5 / 5 / 10
																																2.5 / 5 / 10
																																2.5 / 5 / 10
																																2.5 / 5 / 10
																																2.5 / 5 / 10
																																2.5 / 5 / 10
																																2.5 / 5 / 10
																																2.5 / 5 / 10
																																2.5 / 5 / 10
																																2.5 / 5 / 10

Pace Analytical® 1241 Bellevue Street, Green Bay, WI 54302	Document Name: **Sample Condition Upon Receipt (SCUR)**	Document Revised: 26Mar2020
	Document No.: **ENV-FRM-GBAY-0014-Rev.00**	Author: Pace Green Bay Quality Office

Sample Condition Upon Receipt Form (SCUR)

Project #: WO# : 40223963

40223963

Client Name: TRC

Courier: ☐ CS Logistics ☐ Fed Ex ☐ Speedee ☐ UPS ☐ Waltco ☐ Client ☐ Pace Other: _____

Tracking #: _____

Custody Seal on Cooler/Box Present: ☐ yes ☐ no Seals intact: ☐ yes ☐ no

Custody Seal on Samples Present: ☐ yes ☐ no Seals intact: ☐ yes ☐ no

Packing Material: ☐ Bubble Wrap ☐ Bubble Bags ☐ None ☐ Other _____

Thermometer Used: SR = N92 **Type of Ice:** Wet Blue Dry None ☐ Samples on ice, cooling process has begun

Cooler Temperature Uncorr: 2 /Corr: 2

Temp Blank Present: ☐ yes ☐ no **Biological Tissue is Frozen:** ☐ yes ☐ no

Person examining contents: Date: 3/25/21 Initials: _____

Labeled By Initials: MR

Temp should be above freezing to 6°C.
Biota Samples may be received at ≤ 0°C if shipped on Dry Ice.

Chain of Custody Present:	☐Yes ☐No ☐N/A	1.
Chain of Custody Filled Out: MR 3-25-21	☐Yes ☐No ☐N/A	2. PM MR 3-25-21
Chain of Custody Relinquished:	☐Yes ☐No ☐N/A	3.
Sampler Name & Signature on COC:	☐Yes ☐No ☐N/A	4.
Samples Arrived within Hold Time:	☐Yes ☐No	5.
- VOA Samples frozen upon receipt	☐Yes ☐No	Date/Time:
Short Hold Time Analysis (<72hr):	☐Yes ☐No	6.
Rush Turn Around Time Requested:	☐Yes ☐No	7.
Sufficient Volume: For Analysis: ☐Yes ☐No MS/MSD: ☐Yes ☐No ☐N/A		8.
Correct Containers Used:	☐Yes ☐No	9.
-Pace Containers Used:	☐Yes ☐No ☐N/A	
-Pace IR Containers Used:	☐Yes ☐No ☐N/A	
Containers Intact:	☐Yes ☐No	10.
Filtered volume received for Dissolved tests	☐Yes ☐No ☐N/A	11.
Sample Labels match COC: -Includes date/time/ID/Analysis Matrix: S	☐Yes ☐No ☐N/A	12.
Trip Blank Present:	☐Yes ☐No ☐N/A	13.
Trip Blank Custody Seals Present	☐Yes ☐No ☐N/A	
Pace Trip Blank Lot # (if purchased): _____		

Client Notification/ Resolution: If checked, see attached form for additional comments ☐

Person Contacted: _____ Date/Time: _____

Comments/ Resolution: _____

PM Review is documented electronically in LIMs. By releasing the project, the PM acknowledges they have reviewed the sample logir

Section 11

Pace Analytical Services, LLC
1241 Bellevue Street - Suite 9
Green Bay, WI 54302
(920)469-2436

May 12, 2021

Andrew Stehn
TRC Madison
708 Heartland Trail
Madison, WI 53717

RE: Project: 419610.0001 MKC-CONCRETE
Pace Project No.: 40225904

Dear Andrew Stehn:

Enclosed are the analytical results for sample(s) received by the laboratory on April 28, 2021. The results relate only to the samples included in this report. Results reported herein conform to the applicable TNI/NELAC Standards and the laboratory's Quality Manual, where applicable, unless otherwise noted in the body of the report.

The test results provided in this final report were generated by each of the following laboratories within the Pace Network:

- Pace Analytical Services - Green Bay

If you have any questions concerning this report, please feel free to contact me.

Sincerely,

Tod Noltemeyer

Tod Noltemeyer
tod.noltemeyer@pacelabs.com
(920)469-2436
Project Manager

Enclosures

cc: Peggy Popp, TRC - Madison
Katherine Vater, TRC

This report shall not be reproduced, except in full,
without the written consent of Pace Analytical Services, LLC.

Pace Analytical Services, LLC
1241 Bellevue Street - Suite 9
Green Bay, WI 54302
(920)469-2436

CERTIFICATIONS

Project: 419610.0001 MKC-CONCRETE
Pace Project No.: 40225904

Pace Analytical Services Green Bay
1241 Bellevue Street, Green Bay, WI 54302
Florida/NELAP Certification #: E87948
Illinois Certification #: 200050
Kentucky UST Certification #: 82
Louisiana Certification #: 04168
Minnesota Certification #: 055-999-334
New York Certification #: 12064
North Dakota Certification #: R-150
Virginia VELAP ID: 460263
South Carolina Certification #: 83006001
Texas Certification #: T104704529-14-1
Wisconsin Certification #: 405132750
Wisconsin DATCP Certification #: 105-444
USDA Soil Permit #: P330-16-00157
Federal Fish & Wildlife Permit #: LE51774A-0

This report shall not be reproduced, except in full,
without the written consent of Pace Analytical Services, LLC.

Pace Analytical Services, LLC
1241 Bellevue Street - Suite 9
Green Bay, WI 54302
(920)469-2436

SAMPLE SUMMARY

Project: 419610.0001 MKC-CONCRETE
Pace Project No.: 40225904

Lab ID	Sample ID	Matrix	Date Collected	Date Received
40225904001	**CS-11A**	Solid	04/27/21 15:44	04/28/21 07:30
40225904002	**CS-11B**	Solid	04/27/21 16:00	04/28/21 07:30
40225904003	**CS-11C**	Solid	04/27/21 16:10	04/28/21 07:30
40225904004	**CS-11D**	Solid	04/27/21 16:25	04/28/21 07:30
40225904005	**CS-11E**	Solid	04/27/21 16:33	04/28/21 07:30
40225904006	**CS-11F**	Solid	04/27/21 16:40	04/28/21 07:30
40225904007	**CS-11G**	Solid	04/27/21 16:47	04/28/21 07:30

This report shall not be reproduced, except in full,
without the written consent of Pace Analytical Services, LLC.

Pace Analytical Services, LLC
1241 Bellevue Street - Suite 9
Green Bay, WI 54302
(920)469-2436

SAMPLE ANALYTE COUNT

Project: 419610.0001 MKC-CONCRETE
Pace Project No.: 40225904

Lab ID	Sample ID	Method	Analysts	Analytes Reported
40225904001	**CS-11A**	EPA 8082A	BLM	10
		EPA 6010	TXW	7
		EPA 7471	AJT	1
		ASTM D2974-87	AH	1
40225904002	**CS-11B**	EPA 8082A	BLM	10
		EPA 6010	TXW	7
		EPA 7471	AJT	1
		ASTM D2974-87	AH	1
40225904003	**CS-11C**	EPA 8082A	BLM	10
		EPA 6010	TXW	7
		EPA 7471	AJT	1
		ASTM D2974-87	AH	1
40225904004	**CS-11D**	EPA 8082A	BLM	10
		EPA 6010	TXW	7
		EPA 7471	AJT	1
		ASTM D2974-87	AH	1
40225904005	**CS-11E**	EPA 8082A	BLM	10
		EPA 6010	TXW	7
		EPA 7471	AJT	1
		ASTM D2974-87	AH	1
40225904006	**CS-11F**	EPA 8082A	BLM	10
		EPA 6010	TXW	7
		EPA 7471	AJT	1
		ASTM D2974-87	AH	1
40225904007	**CS-11G**	EPA 8082A	BLM	10
		EPA 6010	TXW	7
		EPA 7471	AJT	1
		ASTM D2974-87	AH	1

PASI-G = Pace Analytical Services - Green Bay

This report shall not be reproduced, except in full,
without the written consent of Pace Analytical Services, LLC.

Pace Analytical Services, LLC
1241 Bellevue Street - Suite 9
Green Bay, WI 54302
(920)469-2436

SUMMARY OF DETECTION

Project: 419610.0001 MKC-CONCRETE
Pace Project No.: 40225904

Lab Sample ID / Method	Client Sample ID / Parameters	Result	Units	Report Limit	Analyzed	Qualifiers
40225904001	**CS-11A**					
EPA 8082A	PCB, Total	50.0J	ug/kg	50.8	05/06/21 22:45	
EPA 8082A	PCB-1248 (Aroclor 1248)	50.0J	ug/kg	50.8	05/06/21 22:45	
EPA 6010	Arsenic	5.8	mg/kg	5.1	05/03/21 13:07	
EPA 6010	Barium	35.8	mg/kg	1.0	05/03/21 13:07	
EPA 6010	Cadmium	0.38J	mg/kg	1.0	05/03/21 13:07	D3
EPA 6010	Chromium	17.9	mg/kg	2.0	05/03/21 13:07	M0, R1
EPA 6010	Lead	4.0J	mg/kg	4.1	05/03/21 13:07	D3
EPA 7471	Mercury	0.013J	mg/kg	0.035	05/11/21 12:32	
ASTM D2974-87	Percent Moisture	1.9	%	0.10	04/28/21 15:31	
40225904002	**CS-11B**					
EPA 8082A	PCB, Total	48.9J	ug/kg	50.8	05/06/21 23:07	
EPA 8082A	PCB-1248 (Aroclor 1248)	48.9J	ug/kg	50.8	05/06/21 23:07	
EPA 6010	Arsenic	4.4J	mg/kg	5.1	05/03/21 13:21	D3
EPA 6010	Barium	39.9	mg/kg	1.0	05/03/21 13:21	
EPA 6010	Cadmium	0.32J	mg/kg	1.0	05/03/21 13:21	D3
EPA 6010	Chromium	29.3	mg/kg	2.0	05/03/21 13:21	
EPA 6010	Lead	3.1J	mg/kg	4.1	05/03/21 13:21	D3
EPA 7471	Mercury	0.012J	mg/kg	0.034	05/11/21 12:38	
ASTM D2974-87	Percent Moisture	1.8	%	0.10	04/28/21 15:31	
40225904003	**CS-11C**					
EPA 8082A	PCB, Total	74.7	ug/kg	50.7	05/06/21 23:29	
EPA 8082A	PCB-1248 (Aroclor 1248)	74.7	ug/kg	50.7	05/06/21 23:29	
EPA 6010	Arsenic	4.1J	mg/kg	5.1	05/03/21 13:26	D3
EPA 6010	Barium	50.8	mg/kg	1.0	05/03/21 13:26	
EPA 6010	Cadmium	0.31J	mg/kg	1.0	05/03/21 13:26	D3
EPA 6010	Chromium	18.1	mg/kg	2.0	05/03/21 13:26	
EPA 6010	Lead	3.4J	mg/kg	4.1	05/03/21 13:26	D3
EPA 7471	Mercury	0.012J	mg/kg	0.035	05/11/21 12:41	
ASTM D2974-87	Percent Moisture	1.6	%	0.10	04/28/21 15:31	
40225904004	**CS-11D**					
EPA 8082A	PCB, Total	58.1	ug/kg	50.7	05/06/21 23:51	
EPA 8082A	PCB-1248 (Aroclor 1248)	58.1	ug/kg	50.7	05/06/21 23:51	
EPA 6010	Arsenic	3.7J	mg/kg	4.8	05/03/21 13:29	D3
EPA 6010	Barium	53.6	mg/kg	0.97	05/03/21 13:29	
EPA 6010	Chromium	17.5	mg/kg	1.9	05/03/21 13:29	
EPA 6010	Lead	3.5J	mg/kg	3.9	05/03/21 13:29	D3
EPA 7471	Mercury	0.012J	mg/kg	0.034	05/11/21 12:43	
ASTM D2974-87	Percent Moisture	1.4	%	0.10	04/28/21 15:31	
40225904005	**CS-11E**					
EPA 6010	Arsenic	3.3J	mg/kg	5.0	05/03/21 13:31	D3
EPA 6010	Barium	43.3	mg/kg	1.0	05/03/21 13:31	
EPA 6010	Cadmium	0.28J	mg/kg	1.0	05/03/21 13:31	D3
EPA 6010	Chromium	13.6	mg/kg	2.0	05/03/21 13:31	
EPA 6010	Lead	3.8J	mg/kg	4.0	05/03/21 13:31	D3
EPA 7471	Mercury	0.011J	mg/kg	0.032	05/11/21 12:45	

This report shall not be reproduced, except in full,
without the written consent of Pace Analytical Services, LLC.

Pace Analytical Services, LLC
1241 Bellevue Street - Suite 9
Green Bay, WI 54302
(920)469-2436

SUMMARY OF DETECTION

Project: 419610.0001 MKC-CONCRETE
Pace Project No.: 40225904

Lab Sample ID / Method	Client Sample ID / Parameters	Result	Units	Report Limit	Analyzed	Qualifiers
40225904005	**CS-11E**					
ASTM D2974-87	Percent Moisture	1.4	%	0.10	04/28/21 15:31	
40225904006	**CS-11F**					
EPA 6010	Arsenic	4.0J	mg/kg	5.1	05/03/21 13:34	D3
EPA 6010	Barium	40.5	mg/kg	1.0	05/03/21 13:34	
EPA 6010	Cadmium	0.36J	mg/kg	1.0	05/03/21 13:34	D3
EPA 6010	Chromium	11.7	mg/kg	2.0	05/03/21 13:34	
EPA 6010	Lead	3.7J	mg/kg	4.1	05/03/21 13:34	D3
EPA 7471	Mercury	0.011J	mg/kg	0.032	05/11/21 12:48	
ASTM D2974-87	Percent Moisture	2.1	%	0.10	04/28/21 15:31	
40225904007	**CS-11G**					
EPA 8082A	PCB, Total	301	ug/kg	51.3	05/07/21 00:56	
EPA 8082A	PCB-1248 (Aroclor 1248)	301	ug/kg	51.3	05/07/21 00:56	
EPA 6010	Arsenic	4.4J	mg/kg	5.1	05/03/21 13:36	D3
EPA 6010	Barium	40.0	mg/kg	1.0	05/03/21 13:36	
EPA 6010	Chromium	14.0	mg/kg	2.0	05/03/21 13:36	
EPA 6010	Lead	3.6J	mg/kg	4.1	05/03/21 13:36	D3
EPA 7471	Mercury	0.012J	mg/kg	0.034	05/11/21 12:55	
ASTM D2974-87	Percent Moisture	2.8	%	0.10	04/28/21 15:31	

This report shall not be reproduced, except in full,
without the written consent of Pace Analytical Services, LLC.

Pace Analytical Services, LLC
1241 Bellevue Street - Suite 9
Green Bay, WI 54302
(920)469-2436

PROJECT NARRATIVE

Project: 419610.0001 MKC-CONCRETE
Pace Project No.: 40225904

Method: **EPA 8082A**
Description: 8082A GCS PCB
Client: TRC - MADISON
Date: May 12, 2021

General Information:
7 samples were analyzed for EPA 8082A by Pace Analytical Services Green Bay. All samples were received in acceptable condition with any exceptions noted below or on the chain-of custody and/or the sample condition upon receipt form (SCUR) attached at the end of this report.

Hold Time:
The samples were analyzed within the method required hold times with any exceptions noted below.

Sample Preparation:
The samples were prepared in accordance with EPA 3541 with any exceptions noted below.

Initial Calibrations (including MS Tune as applicable):
All criteria were within method requirements with any exceptions noted below.

Continuing Calibration:
All criteria were within method requirements with any exceptions noted below.

Surrogates:
All surrogates were within QC limits with any exceptions noted below.

Method Blank:
All analytes were below the report limit in the method blank, where applicable, with any exceptions noted below.

Laboratory Control Spike:
All laboratory control spike compounds were within QC limits with any exceptions noted below.

Matrix Spikes:
All percent recoveries and relative percent differences (RPDs) were within acceptance criteria with any exceptions noted below.

Additional Comments:

This report shall not be reproduced, except in full,
without the written consent of Pace Analytical Services, LLC.

Pace Analytical Services, LLC
1241 Bellevue Street - Suite 9
Green Bay, WI 54302
(920)469-2436

PROJECT NARRATIVE

Project: 419610.0001 MKC-CONCRETE
Pace Project No.: 40225904

Method: **EPA 6010**
Description: 6010 MET ICP
Client: TRC - MADISON
Date: May 12, 2021

General Information:
7 samples were analyzed for EPA 6010 by Pace Analytical Services Green Bay. All samples were received in acceptable condition with any exceptions noted below or on the chain-of custody and/or the sample condition upon receipt form (SCUR) attached at the end of this report.

Hold Time:
The samples were analyzed within the method required hold times with any exceptions noted below.

Sample Preparation:
The samples were prepared in accordance with EPA 3050 with any exceptions noted below.

Initial Calibrations (including MS Tune as applicable):
All criteria were within method requirements with any exceptions noted below.

Continuing Calibration:
All criteria were within method requirements with any exceptions noted below.

Method Blank:
All analytes were below the report limit in the method blank, where applicable, with any exceptions noted below.

Laboratory Control Spike:
All laboratory control spike compounds were within QC limits with any exceptions noted below.

Matrix Spikes:
All percent recoveries and relative percent differences (RPDs) were within acceptance criteria with any exceptions noted below.

QC Batch: 383785

A matrix spike and/or matrix spike duplicate (MS/MSD) were performed on the following sample(s): 40225904001

M0: Matrix spike recovery and/or matrix spike duplicate recovery was outside laboratory control limits.

- MSD (Lab ID: 2213795)
  - Chromium

R1: RPD value was outside control limits.

- MS (Lab ID: 2213794)
  - Chromium
- MSD (Lab ID: 2213795)
  - Chromium

Additional Comments:

Analyte Comments:

QC Batch: 383785

D3: Sample was diluted due to the presence of high levels of non-target analytes or other matrix interference.

- CS-11A (Lab ID: 40225904001)
  - Silver

This report shall not be reproduced, except in full,
without the written consent of Pace Analytical Services, LLC.

Pace Analytical Services, LLC
1241 Bellevue Street - Suite 9
Green Bay, WI 54302
(920)469-2436

PROJECT NARRATIVE

Project: 419610.0001 MKC-CONCRETE
Pace Project No.: 40225904

Method: **EPA 6010**
Description: 6010 MET ICP
Client: TRC - MADISON
Date: May 12, 2021

Analyte Comments:

QC Batch: 383785

D3: Sample was diluted due to the presence of high levels of non-target analytes or other matrix interference.

- CS-11A (Lab ID: 40225904001)
  - Cadmium
  - Lead
  - Selenium
- CS-11B (Lab ID: 40225904002)
  - Silver
  - Arsenic
  - Cadmium
  - Lead
  - Selenium
- CS-11C (Lab ID: 40225904003)
  - Silver
  - Arsenic
  - Cadmium
  - Lead
  - Selenium
- CS-11D (Lab ID: 40225904004)
  - Silver
  - Arsenic
  - Cadmium
  - Lead
  - Selenium
- CS-11E (Lab ID: 40225904005)
  - Silver
  - Arsenic
  - Cadmium
  - Lead
  - Selenium
- CS-11F (Lab ID: 40225904006)
  - Silver
  - Arsenic
  - Cadmium
  - Lead
  - Selenium
- CS-11G (Lab ID: 40225904007)
  - Silver
  - Arsenic
  - Cadmium
  - Lead
  - Selenium

This report shall not be reproduced, except in full,
without the written consent of Pace Analytical Services, LLC.

Pace Analytical Services, LLC
1241 Bellevue Street - Suite 9
Green Bay, WI 54302
(920)469-2436

PROJECT NARRATIVE

Project: 419610.0001 MKC-CONCRETE
Pace Project No.: 40225904

Method: **EPA 7471**
Description: 7471 Mercury
Client: TRC - MADISON
Date: May 12, 2021

General Information:
7 samples were analyzed for EPA 7471 by Pace Analytical Services Green Bay. All samples were received in acceptable condition with any exceptions noted below or on the chain-of custody and/or the sample condition upon receipt form (SCUR) attached at the end of this report.

Hold Time:
The samples were analyzed within the method required hold times with any exceptions noted below.

Sample Preparation:
The samples were prepared in accordance with EPA 7471 with any exceptions noted below.

Initial Calibrations (including MS Tune as applicable):
All criteria were within method requirements with any exceptions noted below.

Continuing Calibration:
All criteria were within method requirements with any exceptions noted below.

Method Blank:
All analytes were below the report limit in the method blank, where applicable, with any exceptions noted below.

Laboratory Control Spike:
All laboratory control spike compounds were within QC limits with any exceptions noted below.

Matrix Spikes:
All percent recoveries and relative percent differences (RPDs) were within acceptance criteria with any exceptions noted below.

Additional Comments:

This data package has been reviewed for quality and completeness and is approved for release.

This report shall not be reproduced, except in full,
without the written consent of Pace Analytical Services, LLC.

Pace Analytical Services, LLC
1241 Bellevue Street - Suite 9
Green Bay, WI 54302
(920)469-2436

ANALYTICAL RESULTS

Project: 419610.0001 MKC-CONCRETE
Pace Project No.: 40225904

Sample: CS-11A **Lab ID: 40225904001** Collected: 04/27/21 15:44 Received: 04/28/21 07:30 Matrix: Solid

Results reported on a "dry weight" basis and are adjusted for percent moisture, sample size and any dilutions.

Parameters	Results	Units	LOQ	LOD	DF	Prepared	Analyzed	CAS No.	Qual
8082A GCS PCB	Analytical Method: EPA 8082A Preparation Method: EPA 3541 Pace Analytical Services - Green Bay								
PCB, Total	**50.0J**	ug/kg	50.8	15.5	1	05/06/21 05:45	05/06/21 22:45	1336-36-3	
PCB-1016 (Aroclor 1016)	**<15.5**	ug/kg	50.8	15.5	1	05/06/21 05:45	05/06/21 22:45	12674-11-2	
PCB-1221 (Aroclor 1221)	**<15.5**	ug/kg	50.8	15.5	1	05/06/21 05:45	05/06/21 22:45	11104-28-2	
PCB-1232 (Aroclor 1232)	**<15.5**	ug/kg	50.8	15.5	1	05/06/21 05:45	05/06/21 22:45	11141-16-5	
PCB-1242 (Aroclor 1242)	**<15.5**	ug/kg	50.8	15.5	1	05/06/21 05:45	05/06/21 22:45	53469-21-9	
PCB-1248 (Aroclor 1248)	**50.0J**	ug/kg	50.8	15.5	1	05/06/21 05:45	05/06/21 22:45	12672-29-6	
PCB-1254 (Aroclor 1254)	**<15.5**	ug/kg	50.8	15.5	1	05/06/21 05:45	05/06/21 22:45	11097-69-1	
PCB-1260 (Aroclor 1260)	**<15.5**	ug/kg	50.8	15.5	1	05/06/21 05:45	05/06/21 22:45	11096-82-5	
Surrogates									
Tetrachloro-m-xylene (S)	82	%	67-102		1	05/06/21 05:45	05/06/21 22:45	877-09-8	
Decachlorobiphenyl (S)	71	%	47-114		1	05/06/21 05:45	05/06/21 22:45	2051-24-3	
6010 MET ICP	Analytical Method: EPA 6010 Preparation Method: EPA 3050 Pace Analytical Services - Green Bay								
Arsenic	**5.8**	mg/kg	5.1	3.0	2	04/29/21 08:31	05/03/21 13:07	7440-38-2	
Barium	**35.8**	mg/kg	1.0	0.30	2	04/29/21 08:31	05/03/21 13:07	7440-39-3	
Cadmium	**0.38J**	mg/kg	1.0	0.27	2	04/29/21 08:31	05/03/21 13:07	7440-43-9	D3
Chromium	**17.9**	mg/kg	2.0	0.56	2	04/29/21 08:31	05/03/21 13:07	7440-47-3	M0,R1
Lead	**4.0J**	mg/kg	4.1	1.2	2	04/29/21 08:31	05/03/21 13:07	7439-92-1	D3
Selenium	**<2.7**	mg/kg	8.1	2.7	2	04/29/21 08:31	05/03/21 13:07	7782-49-2	D3
Silver	**<0.62**	mg/kg	2.0	0.62	2	04/29/21 08:31	05/03/21 13:07	7440-22-4	D3
7471 Mercury	Analytical Method: EPA 7471 Preparation Method: EPA 7471 Pace Analytical Services - Green Bay								
Mercury	**0.013J**	mg/kg	0.035	0.010	1	05/10/21 09:19	05/11/21 12:32	7439-97-6	
Percent Moisture	Analytical Method: ASTM D2974-87 Pace Analytical Services - Green Bay								
Percent Moisture	**1.9**	%	0.10	0.10	1		04/28/21 15:31		

REPORT OF LABORATORY ANALYSIS

This report shall not be reproduced, except in full,
without the written consent of Pace Analytical Services, LLC.

Pace Analytical Services, LLC
1241 Bellevue Street - Suite 9
Green Bay, WI 54302
(920)469-2436

ANALYTICAL RESULTS

Project: 419610.0001 MKC-CONCRETE
Pace Project No.: 40225904

Sample: CS-11B **Lab ID: 40225904002** Collected: 04/27/21 16:00 Received: 04/28/21 07:30 Matrix: Solid

Results reported on a "dry weight" basis and are adjusted for percent moisture, sample size and any dilutions.

Parameters	Results	Units	LOQ	LOD	DF	Prepared	Analyzed	CAS No.	Qual
8082A GCS PCB	Analytical Method: EPA 8082A Preparation Method: EPA 3541 Pace Analytical Services - Green Bay								
PCB, Total	**48.9J**	ug/kg	50.8	15.5	1	05/06/21 05:45	05/06/21 23:07	1336-36-3	
PCB-1016 (Aroclor 1016)	**<15.5**	ug/kg	50.8	15.5	1	05/06/21 05:45	05/06/21 23:07	12674-11-2	
PCB-1221 (Aroclor 1221)	**<15.5**	ug/kg	50.8	15.5	1	05/06/21 05:45	05/06/21 23:07	11104-28-2	
PCB-1232 (Aroclor 1232)	**<15.5**	ug/kg	50.8	15.5	1	05/06/21 05:45	05/06/21 23:07	11141-16-5	
PCB-1242 (Aroclor 1242)	**<15.5**	ug/kg	50.8	15.5	1	05/06/21 05:45	05/06/21 23:07	53469-21-9	
PCB-1248 (Aroclor 1248)	**48.9J**	ug/kg	50.8	15.5	1	05/06/21 05:45	05/06/21 23:07	12672-29-6	
PCB-1254 (Aroclor 1254)	**<15.5**	ug/kg	50.8	15.5	1	05/06/21 05:45	05/06/21 23:07	11097-69-1	
PCB-1260 (Aroclor 1260)	**<15.5**	ug/kg	50.8	15.5	1	05/06/21 05:45	05/06/21 23:07	11096-82-5	
Surrogates									
Tetrachloro-m-xylene (S)	83	%	67-102		1	05/06/21 05:45	05/06/21 23:07	877-09-8	
Decachlorobiphenyl (S)	72	%	47-114		1	05/06/21 05:45	05/06/21 23:07	2051-24-3	
6010 MET ICP	Analytical Method: EPA 6010 Preparation Method: EPA 3050 Pace Analytical Services - Green Bay								
Arsenic	**4.4J**	mg/kg	5.1	3.0	2	04/29/21 08:31	05/03/21 13:21	7440-38-2	D3
Barium	**39.9**	mg/kg	1.0	0.30	2	04/29/21 08:31	05/03/21 13:21	7440-39-3	
Cadmium	**0.32J**	mg/kg	1.0	0.27	2	04/29/21 08:31	05/03/21 13:21	7440-43-9	D3
Chromium	**29.3**	mg/kg	2.0	0.56	2	04/29/21 08:31	05/03/21 13:21	7440-47-3	
Lead	**3.1J**	mg/kg	4.1	1.2	2	04/29/21 08:31	05/03/21 13:21	7439-92-1	D3
Selenium	**<2.7**	mg/kg	8.1	2.7	2	04/29/21 08:31	05/03/21 13:21	7782-49-2	D3
Silver	**<0.62**	mg/kg	2.0	0.62	2	04/29/21 08:31	05/03/21 13:21	7440-22-4	D3
7471 Mercury	Analytical Method: EPA 7471 Preparation Method: EPA 7471 Pace Analytical Services - Green Bay								
Mercury	**0.012J**	mg/kg	0.034	0.0097	1	05/10/21 09:19	05/11/21 12:38	7439-97-6	
Percent Moisture	Analytical Method: ASTM D2974-87 Pace Analytical Services - Green Bay								
Percent Moisture	**1.8**	%	0.10	0.10	1		04/28/21 15:31		

REPORT OF LABORATORY ANALYSIS

This report shall not be reproduced, except in full,
without the written consent of Pace Analytical Services, LLC.

Pace Analytical Services, LLC
1241 Bellevue Street - Suite 9
Green Bay, WI 54302
(920)469-2436

ANALYTICAL RESULTS

Project: 419610.0001 MKC-CONCRETE
Pace Project No.: 40225904

Sample: CS-11C **Lab ID: 40225904003** Collected: 04/27/21 16:10 Received: 04/28/21 07:30 Matrix: Solid

Results reported on a "dry weight" basis and are adjusted for percent moisture, sample size and any dilutions.

Parameters	Results	Units	LOQ	LOD	DF	Prepared	Analyzed	CAS No.	Qual
8082A GCS PCB	Analytical Method: EPA 8082A Preparation Method: EPA 3541 Pace Analytical Services - Green Bay								
PCB, Total	**74.7**	ug/kg	50.7	15.4	1	05/06/21 05:45	05/06/21 23:29	1336-36-3	
PCB-1016 (Aroclor 1016)	**<15.4**	ug/kg	50.7	15.4	1	05/06/21 05:45	05/06/21 23:29	12674-11-2	
PCB-1221 (Aroclor 1221)	**<15.4**	ug/kg	50.7	15.4	1	05/06/21 05:45	05/06/21 23:29	11104-28-2	
PCB-1232 (Aroclor 1232)	**<15.4**	ug/kg	50.7	15.4	1	05/06/21 05:45	05/06/21 23:29	11141-16-5	
PCB-1242 (Aroclor 1242)	**<15.4**	ug/kg	50.7	15.4	1	05/06/21 05:45	05/06/21 23:29	53469-21-9	
PCB-1248 (Aroclor 1248)	**74.7**	ug/kg	50.7	15.4	1	05/06/21 05:45	05/06/21 23:29	12672-29-6	
PCB-1254 (Aroclor 1254)	**<15.4**	ug/kg	50.7	15.4	1	05/06/21 05:45	05/06/21 23:29	11097-69-1	
PCB-1260 (Aroclor 1260)	**<15.4**	ug/kg	50.7	15.4	1	05/06/21 05:45	05/06/21 23:29	11096-82-5	
Surrogates									
Tetrachloro-m-xylene (S)	79	%	67-102		1	05/06/21 05:45	05/06/21 23:29	877-09-8	
Decachlorobiphenyl (S)	71	%	47-114		1	05/06/21 05:45	05/06/21 23:29	2051-24-3	
6010 MET ICP	Analytical Method: EPA 6010 Preparation Method: EPA 3050 Pace Analytical Services - Green Bay								
Arsenic	**4.1J**	mg/kg	5.1	3.0	2	04/29/21 08:31	05/03/21 13:26	7440-38-2	D3
Barium	**50.8**	mg/kg	1.0	0.30	2	04/29/21 08:31	05/03/21 13:26	7440-39-3	
Cadmium	**0.31J**	mg/kg	1.0	0.27	2	04/29/21 08:31	05/03/21 13:26	7440-43-9	D3
Chromium	**18.1**	mg/kg	2.0	0.56	2	04/29/21 08:31	05/03/21 13:26	7440-47-3	
Lead	**3.4J**	mg/kg	4.1	1.2	2	04/29/21 08:31	05/03/21 13:26	7439-92-1	D3
Selenium	**<2.7**	mg/kg	8.1	2.7	2	04/29/21 08:31	05/03/21 13:26	7782-49-2	D3
Silver	**<0.62**	mg/kg	2.0	0.62	2	04/29/21 08:31	05/03/21 13:26	7440-22-4	D3
7471 Mercury	Analytical Method: EPA 7471 Preparation Method: EPA 7471 Pace Analytical Services - Green Bay								
Mercury	**0.012J**	mg/kg	0.035	0.010	1	05/10/21 09:19	05/11/21 12:41	7439-97-6	
Percent Moisture	Analytical Method: ASTM D2974-87 Pace Analytical Services - Green Bay								
Percent Moisture	**1.6**	%	0.10	0.10	1		04/28/21 15:31		

REPORT OF LABORATORY ANALYSIS

This report shall not be reproduced, except in full,
without the written consent of Pace Analytical Services, LLC.

Pace Analytical Services, LLC
1241 Bellevue Street - Suite 9
Green Bay, WI 54302
(920)469-2436

ANALYTICAL RESULTS

Project: 419610.0001 MKC-CONCRETE
Pace Project No.: 40225904

Sample: CS-11D **Lab ID: 40225904004** Collected: 04/27/21 16:25 Received: 04/28/21 07:30 Matrix: Solid

Results reported on a "dry weight" basis and are adjusted for percent moisture, sample size and any dilutions.

Parameters	Results	Units	LOQ	LOD	DF	Prepared	Analyzed	CAS No.	Qual
8082A GCS PCB	Analytical Method: EPA 8082A Preparation Method: EPA 3541 Pace Analytical Services - Green Bay								
PCB, Total	**58.1**	ug/kg	50.7	15.4	1	05/06/21 05:45	05/06/21 23:51	1336-36-3	
PCB-1016 (Aroclor 1016)	**<15.4**	ug/kg	50.7	15.4	1	05/06/21 05:45	05/06/21 23:51	12674-11-2	
PCB-1221 (Aroclor 1221)	**<15.4**	ug/kg	50.7	15.4	1	05/06/21 05:45	05/06/21 23:51	11104-28-2	
PCB-1232 (Aroclor 1232)	**<15.4**	ug/kg	50.7	15.4	1	05/06/21 05:45	05/06/21 23:51	11141-16-5	
PCB-1242 (Aroclor 1242)	**<15.4**	ug/kg	50.7	15.4	1	05/06/21 05:45	05/06/21 23:51	53469-21-9	
PCB-1248 (Aroclor 1248)	**58.1**	ug/kg	50.7	15.4	1	05/06/21 05:45	05/06/21 23:51	12672-29-6	
PCB-1254 (Aroclor 1254)	**<15.4**	ug/kg	50.7	15.4	1	05/06/21 05:45	05/06/21 23:51	11097-69-1	
PCB-1260 (Aroclor 1260)	**<15.4**	ug/kg	50.7	15.4	1	05/06/21 05:45	05/06/21 23:51	11096-82-5	
Surrogates									
Tetrachloro-m-xylene (S)	82	%	67-102		1	05/06/21 05:45	05/06/21 23:51	877-09-8	
Decachlorobiphenyl (S)	72	%	47-114		1	05/06/21 05:45	05/06/21 23:51	2051-24-3	
6010 MET ICP	Analytical Method: EPA 6010 Preparation Method: EPA 3050 Pace Analytical Services - Green Bay								
Arsenic	**3.7J**	mg/kg	4.8	2.8	2	04/29/21 08:31	05/03/21 13:29	7440-38-2	D3
Barium	**53.6**	mg/kg	0.97	0.29	2	04/29/21 08:31	05/03/21 13:29	7440-39-3	
Cadmium	**<0.26**	mg/kg	0.97	0.26	2	04/29/21 08:31	05/03/21 13:29	7440-43-9	D3
Chromium	**17.5**	mg/kg	1.9	0.54	2	04/29/21 08:31	05/03/21 13:29	7440-47-3	
Lead	**3.5J**	mg/kg	3.9	1.2	2	04/29/21 08:31	05/03/21 13:29	7439-92-1	D3
Selenium	**<2.5**	mg/kg	7.7	2.5	2	04/29/21 08:31	05/03/21 13:29	7782-49-2	D3
Silver	**<0.59**	mg/kg	1.9	0.59	2	04/29/21 08:31	05/03/21 13:29	7440-22-4	D3
7471 Mercury	Analytical Method: EPA 7471 Preparation Method: EPA 7471 Pace Analytical Services - Green Bay								
Mercury	**0.012J**	mg/kg	0.034	0.0098	1	05/10/21 09:19	05/11/21 12:43	7439-97-6	
Percent Moisture	Analytical Method: ASTM D2974-87 Pace Analytical Services - Green Bay								
Percent Moisture	**1.4**	%	0.10	0.10	1		04/28/21 15:31		

REPORT OF LABORATORY ANALYSIS

This report shall not be reproduced, except in full,
without the written consent of Pace Analytical Services, LLC.

Pace Analytical Services, LLC
1241 Bellevue Street - Suite 9
Green Bay, WI 54302
(920)469-2436

ANALYTICAL RESULTS

Project: 419610.0001 MKC-CONCRETE
Pace Project No.: 40225904

Sample: CS-11E **Lab ID: 40225904005** Collected: 04/27/21 16:33 Received: 04/28/21 07:30 Matrix: Solid

Results reported on a "dry weight" basis and are adjusted for percent moisture, sample size and any dilutions.

Parameters	Results	Units	LOQ	LOD	DF	Prepared	Analyzed	CAS No.	Qual
8082A GCS PCB	Analytical Method: EPA 8082A Preparation Method: EPA 3541 Pace Analytical Services - Green Bay								
PCB, Total	**<15.4**	ug/kg	50.7	15.4	1	05/06/21 05:45	05/07/21 00:13	1336-36-3	
PCB-1016 (Aroclor 1016)	**<15.4**	ug/kg	50.7	15.4	1	05/06/21 05:45	05/07/21 00:13	12674-11-2	
PCB-1221 (Aroclor 1221)	**<15.4**	ug/kg	50.7	15.4	1	05/06/21 05:45	05/07/21 00:13	11104-28-2	
PCB-1232 (Aroclor 1232)	**<15.4**	ug/kg	50.7	15.4	1	05/06/21 05:45	05/07/21 00:13	11141-16-5	
PCB-1242 (Aroclor 1242)	**<15.4**	ug/kg	50.7	15.4	1	05/06/21 05:45	05/07/21 00:13	53469-21-9	
PCB-1248 (Aroclor 1248)	**<15.4**	ug/kg	50.7	15.4	1	05/06/21 05:45	05/07/21 00:13	12672-29-6	
PCB-1254 (Aroclor 1254)	**<15.4**	ug/kg	50.7	15.4	1	05/06/21 05:45	05/07/21 00:13	11097-69-1	
PCB-1260 (Aroclor 1260)	**<15.4**	ug/kg	50.7	15.4	1	05/06/21 05:45	05/07/21 00:13	11096-82-5	
Surrogates									
Tetrachloro-m-xylene (S)	86	%	67-102		1	05/06/21 05:45	05/07/21 00:13	877-09-8	
Decachlorobiphenyl (S)	80	%	47-114		1	05/06/21 05:45	05/07/21 00:13	2051-24-3	
6010 MET ICP	Analytical Method: EPA 6010 Preparation Method: EPA 3050 Pace Analytical Services - Green Bay								
Arsenic	**3.3J**	mg/kg	5.0	3.0	2	04/29/21 08:31	05/03/21 13:31	7440-38-2	D3
Barium	**43.3**	mg/kg	1.0	0.30	2	04/29/21 08:31	05/03/21 13:31	7440-39-3	
Cadmium	**0.28J**	mg/kg	1.0	0.27	2	04/29/21 08:31	05/03/21 13:31	7440-43-9	D3
Chromium	**13.6**	mg/kg	2.0	0.56	2	04/29/21 08:31	05/03/21 13:31	7440-47-3	
Lead	**3.8J**	mg/kg	4.0	1.2	2	04/29/21 08:31	05/03/21 13:31	7439-92-1	D3
Selenium	**<2.6**	mg/kg	8.1	2.6	2	04/29/21 08:31	05/03/21 13:31	7782-49-2	D3
Silver	**<0.62**	mg/kg	2.0	0.62	2	04/29/21 08:31	05/03/21 13:31	7440-22-4	D3
7471 Mercury	Analytical Method: EPA 7471 Preparation Method: EPA 7471 Pace Analytical Services - Green Bay								
Mercury	**0.011J**	mg/kg	0.032	0.0090	1	05/10/21 09:19	05/11/21 12:45	7439-97-6	
Percent Moisture	Analytical Method: ASTM D2974-87 Pace Analytical Services - Green Bay								
Percent Moisture	**1.4**	%	0.10	0.10	1		04/28/21 15:31		

REPORT OF LABORATORY ANALYSIS

This report shall not be reproduced, except in full,
without the written consent of Pace Analytical Services, LLC.

Pace Analytical Services, LLC
1241 Bellevue Street - Suite 9
Green Bay, WI 54302
(920)469-2436

ANALYTICAL RESULTS

Project: 419610.0001 MKC-CONCRETE
Pace Project No.: 40225904

Sample: CS-11F **Lab ID: 40225904006** Collected: 04/27/21 16:40 Received: 04/28/21 07:30 Matrix: Solid

Results reported on a "dry weight" basis and are adjusted for percent moisture, sample size and any dilutions.

Parameters	Results	Units	LOQ	LOD	DF	Prepared	Analyzed	CAS No.	Qual
8082A GCS PCB	Analytical Method: EPA 8082A Preparation Method: EPA 3541 Pace Analytical Services - Green Bay								
PCB, Total	**<15.5**	ug/kg	51.1	15.5	1	05/06/21 05:45	05/07/21 00:35	1336-36-3	
PCB-1016 (Aroclor 1016)	**<15.5**	ug/kg	51.1	15.5	1	05/06/21 05:45	05/07/21 00:35	12674-11-2	
PCB-1221 (Aroclor 1221)	**<15.5**	ug/kg	51.1	15.5	1	05/06/21 05:45	05/07/21 00:35	11104-28-2	
PCB-1232 (Aroclor 1232)	**<15.5**	ug/kg	51.1	15.5	1	05/06/21 05:45	05/07/21 00:35	11141-16-5	
PCB-1242 (Aroclor 1242)	**<15.5**	ug/kg	51.1	15.5	1	05/06/21 05:45	05/07/21 00:35	53469-21-9	
PCB-1248 (Aroclor 1248)	**<15.5**	ug/kg	51.1	15.5	1	05/06/21 05:45	05/07/21 00:35	12672-29-6	
PCB-1254 (Aroclor 1254)	**<15.5**	ug/kg	51.1	15.5	1	05/06/21 05:45	05/07/21 00:35	11097-69-1	
PCB-1260 (Aroclor 1260)	**<15.5**	ug/kg	51.1	15.5	1	05/06/21 05:45	05/07/21 00:35	11096-82-5	
Surrogates									
Tetrachloro-m-xylene (S)	84	%	67-102		1	05/06/21 05:45	05/07/21 00:35	877-09-8	
Decachlorobiphenyl (S)	79	%	47-114		1	05/06/21 05:45	05/07/21 00:35	2051-24-3	
6010 MET ICP	Analytical Method: EPA 6010 Preparation Method: EPA 3050 Pace Analytical Services - Green Bay								
Arsenic	**4.0J**	mg/kg	5.1	3.0	2	04/29/21 08:31	05/03/21 13:34	7440-38-2	D3
Barium	**40.5**	mg/kg	1.0	0.31	2	04/29/21 08:31	05/03/21 13:34	7440-39-3	
Cadmium	**0.36J**	mg/kg	1.0	0.27	2	04/29/21 08:31	05/03/21 13:34	7440-43-9	D3
Chromium	**11.7**	mg/kg	2.0	0.57	2	04/29/21 08:31	05/03/21 13:34	7440-47-3	
Lead	**3.7J**	mg/kg	4.1	1.2	2	04/29/21 08:31	05/03/21 13:34	7439-92-1	D3
Selenium	**<2.7**	mg/kg	8.2	2.7	2	04/29/21 08:31	05/03/21 13:34	7782-49-2	D3
Silver	**<0.63**	mg/kg	2.0	0.63	2	04/29/21 08:31	05/03/21 13:34	7440-22-4	D3
7471 Mercury	Analytical Method: EPA 7471 Preparation Method: EPA 7471 Pace Analytical Services - Green Bay								
Mercury	**0.011J**	mg/kg	0.032	0.0092	1	05/10/21 09:19	05/11/21 12:48	7439-97-6	
Percent Moisture	Analytical Method: ASTM D2974-87 Pace Analytical Services - Green Bay								
Percent Moisture	**2.1**	%	0.10	0.10	1		04/28/21 15:31		

REPORT OF LABORATORY ANALYSIS

This report shall not be reproduced, except in full,
without the written consent of Pace Analytical Services, LLC.

Pace Analytical Services, LLC
1241 Bellevue Street - Suite 9
Green Bay, WI 54302
(920)469-2436

ANALYTICAL RESULTS

Project: 419610.0001 MKC-CONCRETE
Pace Project No.: 40225904

Sample: CS-11G **Lab ID: 40225904007** Collected: 04/27/21 16:47 Received: 04/28/21 07:30 Matrix: Solid

Results reported on a "dry weight" basis and are adjusted for percent moisture, sample size and any dilutions.

Parameters	Results	Units	LOQ	LOD	DF	Prepared	Analyzed	CAS No.	Qual
8082A GCS PCB	Analytical Method: EPA 8082A Preparation Method: EPA 3541 Pace Analytical Services - Green Bay								
PCB, Total	**301**	ug/kg	51.3	15.6	1	05/06/21 05:45	05/07/21 00:56	1336-36-3	
PCB-1016 (Aroclor 1016)	**<15.6**	ug/kg	51.3	15.6	1	05/06/21 05:45	05/07/21 00:56	12674-11-2	
PCB-1221 (Aroclor 1221)	**<15.6**	ug/kg	51.3	15.6	1	05/06/21 05:45	05/07/21 00:56	11104-28-2	
PCB-1232 (Aroclor 1232)	**<15.6**	ug/kg	51.3	15.6	1	05/06/21 05:45	05/07/21 00:56	11141-16-5	
PCB-1242 (Aroclor 1242)	**<15.6**	ug/kg	51.3	15.6	1	05/06/21 05:45	05/07/21 00:56	53469-21-9	
PCB-1248 (Aroclor 1248)	**301**	ug/kg	51.3	15.6	1	05/06/21 05:45	05/07/21 00:56	12672-29-6	
PCB-1254 (Aroclor 1254)	**<15.6**	ug/kg	51.3	15.6	1	05/06/21 05:45	05/07/21 00:56	11097-69-1	
PCB-1260 (Aroclor 1260)	**<15.6**	ug/kg	51.3	15.6	1	05/06/21 05:45	05/07/21 00:56	11096-82-5	
Surrogates									
Tetrachloro-m-xylene (S)	83	%	67-102		1	05/06/21 05:45	05/07/21 00:56	877-09-8	
Decachlorobiphenyl (S)	73	%	47-114		1	05/06/21 05:45	05/07/21 00:56	2051-24-3	
6010 MET ICP	Analytical Method: EPA 6010 Preparation Method: EPA 3050 Pace Analytical Services - Green Bay								
Arsenic	**4.4J**	mg/kg	5.1	3.0	2	04/29/21 08:31	05/03/21 13:36	7440-38-2	D3
Barium	**40.0**	mg/kg	1.0	0.31	2	04/29/21 08:31	05/03/21 13:36	7440-39-3	
Cadmium	**<0.27**	mg/kg	1.0	0.27	2	04/29/21 08:31	05/03/21 13:36	7440-43-9	D3
Chromium	**14.0**	mg/kg	2.0	0.57	2	04/29/21 08:31	05/03/21 13:36	7440-47-3	
Lead	**3.6J**	mg/kg	4.1	1.2	2	04/29/21 08:31	05/03/21 13:36	7439-92-1	D3
Selenium	**<2.7**	mg/kg	8.2	2.7	2	04/29/21 08:31	05/03/21 13:36	7782-49-2	D3
Silver	**<0.63**	mg/kg	2.0	0.63	2	04/29/21 08:31	05/03/21 13:36	7440-22-4	D3
7471 Mercury	Analytical Method: EPA 7471 Preparation Method: EPA 7471 Pace Analytical Services - Green Bay								
Mercury	**0.012J**	mg/kg	0.034	0.0097	1	05/10/21 09:19	05/11/21 12:55	7439-97-6	
Percent Moisture	Analytical Method: ASTM D2974-87 Pace Analytical Services - Green Bay								
Percent Moisture	**2.8**	%	0.10	0.10	1		04/28/21 15:31		

REPORT OF LABORATORY ANALYSIS

This report shall not be reproduced, except in full,
without the written consent of Pace Analytical Services, LLC.

Pace Analytical Services, LLC
1241 Bellevue Street - Suite 9
Green Bay, WI 54302
(920)469-2436

QUALITY CONTROL DATA

Project: 419610.0001 MKC-CONCRETE
Pace Project No.: 40225904

QC Batch: 384605 Analysis Method: EPA 7471
QC Batch Method: EPA 7471 Analysis Description: 7471 Mercury
Laboratory: Pace Analytical Services - Green Bay
Associated Lab Samples: 40225904001, 40225904002, 40225904003, 40225904004, 40225904005, 40225904006, 40225904007

METHOD BLANK: 2218652 Matrix: Solid
Associated Lab Samples: 40225904001, 40225904002, 40225904003, 40225904004, 40225904005, 40225904006, 40225904007

Parameter	Units	Blank Result	Reporting Limit	Analyzed	Qualifiers
Mercury	mg/kg	0.010J	0.035	05/11/21 12:27	

LABORATORY CONTROL SAMPLE: 2218653

Parameter	Units	Spike Conc.	LCS Result	LCS % Rec	% Rec Limits	Qualifiers
Mercury	mg/kg	0.83	0.81	97	85-115	

MATRIX SPIKE & MATRIX SPIKE DUPLICATE: 2218654 2218655

Parameter	Units	40225904001 Result	MS Spike Conc.	MSD Spike Conc.	MS Result	MSD Result	MS % Rec	MSD % Rec	% Rec Limits	RPD	Max RPD	Qual
Mercury	mg/kg	0.013J	0.84	0.85	0.81	0.83	96	97	85-115	2	20	

Results presented on this page are in the units indicated by the "Units" column except where an alternate unit is presented to the right of the result.

REPORT OF LABORATORY ANALYSIS

This report shall not be reproduced, except in full,
without the written consent of Pace Analytical Services, LLC.

Pace Analytical Services, LLC
1241 Bellevue Street - Suite 9
Green Bay, WI 54302
(920)469-2436

QUALITY CONTROL DATA

Project: 419610.0001 MKC-CONCRETE
Pace Project No.: 40225904

QC Batch: 383785
QC Batch Method: EPA 3050
Analysis Method: EPA 6010
Analysis Description: 6010 MET
Laboratory: Pace Analytical Services - Green Bay
Associated Lab Samples: 40225904001, 40225904002, 40225904003, 40225904004, 40225904005, 40225904006, 40225904007

METHOD BLANK: 2213792 Matrix: Solid
Associated Lab Samples: 40225904001, 40225904002, 40225904003, 40225904004, 40225904005, 40225904006, 40225904007

Parameter	Units	Blank Result	Reporting Limit	Analyzed	Qualifiers
Arsenic	mg/kg	<1.5	2.5	04/29/21 17:03	
Barium	mg/kg	<0.15	0.50	04/29/21 17:03	
Cadmium	mg/kg	<0.13	0.50	04/29/21 17:03	
Chromium	mg/kg	<0.28	1.0	04/29/21 17:03	
Lead	mg/kg	<0.60	2.0	04/29/21 17:03	
Selenium	mg/kg	<1.3	4.0	04/29/21 17:03	
Silver	mg/kg	<0.31	1.0	04/29/21 17:03	

LABORATORY CONTROL SAMPLE: 2213793

Parameter	Units	Spike Conc.	LCS Result	LCS % Rec	% Rec Limits	Qualifiers
Arsenic	mg/kg	50	51.1	102	80-120	
Barium	mg/kg	50	50.3	101	80-120	
Cadmium	mg/kg	50	49.5	99	80-120	
Chromium	mg/kg	50	49.9	100	80-120	
Lead	mg/kg	50	50.2	100	80-120	
Selenium	mg/kg	50	51.4	103	80-120	
Silver	mg/kg	25	24.6	99	80-120	

MATRIX SPIKE & MATRIX SPIKE DUPLICATE: 2213794 2213795

Parameter	Units	40225904001 Result	MS Spike Conc.	MSD Spike Conc.	MS Result	MSD Result	MS % Rec	MSD % Rec	% Rec Limits	RPD	Max RPD	Qual
Arsenic	mg/kg	5.8	50.6	50.7	56.0	57.0	99	101	75-125	2	20	
Barium	mg/kg	35.8	50.6	50.7	85.7	83.5	98	94	75-125	3	20	
Cadmium	mg/kg	0.38J	50.6	50.7	50.8	50.6	99	99	75-125	0	20	
Chromium	mg/kg	17.9	50.6	50.7	61.8	91.3	87	145	75-125	39	20	M0,R1
Lead	mg/kg	4.0J	50.6	50.7	51.9	51.4	94	93	75-125	1	20	
Selenium	mg/kg	<2.7	50.6	50.7	48.2	48.8	95	96	75-125	1	20	
Silver	mg/kg	<0.62	25.4	25.4	26.1	26.7	103	105	75-125	2	20	

Results presented on this page are in the units indicated by the "Units" column except where an alternate unit is presented to the right of the result.

REPORT OF LABORATORY ANALYSIS

This report shall not be reproduced, except in full,
without the written consent of Pace Analytical Services, LLC.

Pace Analytical Services, LLC
1241 Bellevue Street - Suite 9
Green Bay, WI 54302
(920)469-2436

QUALITY CONTROL DATA

Project: 419610.0001 MKC-CONCRETE
Pace Project No.: 40225904

QC Batch: 384434
QC Batch Method: EPA 3541
Analysis Method: EPA 8082A
Analysis Description: 8082 GCS PCB
Laboratory: Pace Analytical Services - Green Bay
Associated Lab Samples: 40225904001, 40225904002, 40225904003, 40225904004, 40225904005, 40225904006, 40225904007

METHOD BLANK: 2217586 Matrix: Solid
Associated Lab Samples: 40225904001, 40225904002, 40225904003, 40225904004, 40225904005, 40225904006, 40225904007

Parameter	Units	Blank Result	Reporting Limit	Analyzed	Qualifiers
PCB-1016 (Aroclor 1016)	ug/kg	<15.2	50.0	05/06/21 21:18	
PCB-1221 (Aroclor 1221)	ug/kg	<15.2	50.0	05/06/21 21:18	
PCB-1232 (Aroclor 1232)	ug/kg	<15.2	50.0	05/06/21 21:18	
PCB-1242 (Aroclor 1242)	ug/kg	<15.2	50.0	05/06/21 21:18	
PCB-1248 (Aroclor 1248)	ug/kg	<15.2	50.0	05/06/21 21:18	
PCB-1254 (Aroclor 1254)	ug/kg	<15.2	50.0	05/06/21 21:18	
PCB-1260 (Aroclor 1260)	ug/kg	<15.2	50.0	05/06/21 21:18	
Decachlorobiphenyl (S)	%	91	47-114	05/06/21 21:18	
Tetrachloro-m-xylene (S)	%	85	67-102	05/06/21 21:18	

LABORATORY CONTROL SAMPLE: 2217587

Parameter	Units	Spike Conc.	LCS Result	LCS % Rec	% Rec Limits	Qualifiers
PCB-1016 (Aroclor 1016)	ug/kg		<15.2			
PCB-1221 (Aroclor 1221)	ug/kg		<15.2			
PCB-1232 (Aroclor 1232)	ug/kg		<15.2			
PCB-1242 (Aroclor 1242)	ug/kg		<15.2			
PCB-1248 (Aroclor 1248)	ug/kg		<15.2			
PCB-1254 (Aroclor 1254)	ug/kg		<15.2			
PCB-1260 (Aroclor 1260)	ug/kg	500	433	87	69-115	
Decachlorobiphenyl (S)	%			91	47-114	
Tetrachloro-m-xylene (S)	%			85	67-102	

MATRIX SPIKE & MATRIX SPIKE DUPLICATE: 2217588 2217589

Parameter	Units	40225904001 Result	MS Spike Conc.	MSD Spike Conc.	MS Result	MSD Result	MS % Rec	MSD % Rec	% Rec Limits	RPD	Max RPD	Qual
PCB-1016 (Aroclor 1016)	ug/kg	<15.5			<15.5	<15.5					20	
PCB-1221 (Aroclor 1221)	ug/kg	<15.5			<15.5	<15.5					20	
PCB-1232 (Aroclor 1232)	ug/kg	<15.5			<15.5	<15.5					20	
PCB-1242 (Aroclor 1242)	ug/kg	<15.5			<15.5	<15.5					20	
PCB-1248 (Aroclor 1248)	ug/kg	50.0J			51.7	52.7				2	20	
PCB-1254 (Aroclor 1254)	ug/kg	<15.5			<15.5	<15.5					20	
PCB-1260 (Aroclor 1260)	ug/kg	<15.5	510	508	347	339	68	67	45-120	2	20	
Decachlorobiphenyl (S)	%						76	73	47-114			
Tetrachloro-m-xylene (S)	%						85	82	67-102			

Results presented on this page are in the units indicated by the "Units" column except where an alternate unit is presented to the right of the result.

REPORT OF LABORATORY ANALYSIS

This report shall not be reproduced, except in full,
without the written consent of Pace Analytical Services, LLC.

Pace Analytical Services, LLC
1241 Bellevue Street - Suite 9
Green Bay, WI 54302
(920)469-2436

QUALITY CONTROL DATA

Project: 419610.0001 MKC-CONCRETE
Pace Project No.: 40225904

QC Batch: 383753
QC Batch Method: ASTM D2974-87
Analysis Method: ASTM D2974-87
Analysis Description: Dry Weight/Percent Moisture
Laboratory: Pace Analytical Services - Green Bay
Associated Lab Samples: 40225904001, 40225904002, 40225904003, 40225904004, 40225904005, 40225904006, 40225904007

SAMPLE DUPLICATE: 2213552

Parameter	Units	40225895001 Result	Dup Result	RPD	Max RPD	Qualifiers
Percent Moisture	%	7.9	8.1	2	10	

Results presented on this page are in the units indicated by the "Units" column except where an alternate unit is presented to the right of the result.

REPORT OF LABORATORY ANALYSIS

This report shall not be reproduced, except in full,
without the written consent of Pace Analytical Services, LLC.

Pace Analytical Services, LLC
1241 Bellevue Street - Suite 9
Green Bay, WI 54302
(920)469-2436

QUALIFIERS

Project: 419610.0001 MKC-CONCRETE
Pace Project No.: 40225904

DEFINITIONS

DF - Dilution Factor, if reported, represents the factor applied to the reported data due to dilution of the sample aliquot.

ND - Not Detected at or above LOD.

J - Estimated concentration at or above the LOD and below the LOQ.

LOD - Limit of Detection adjusted for dilution factor, percent moisture, initial weight and final volume.

LOQ - Limit of Quantitation adjusted for dilution factor, percent moisture, initial weight and final volume.

S - Surrogate

1,2-Diphenylhydrazine decomposes to and cannot be separated from Azobenzene using Method 8270. The result for each analyte is a combined concentration.

Consistent with EPA guidelines, unrounded data are displayed and have been used to calculate % recovery and RPD values.

LCS(D) - Laboratory Control Sample (Duplicate)

MS(D) - Matrix Spike (Duplicate)

DUP - Sample Duplicate

RPD - Relative Percent Difference

NC - Not Calculable.

SG - Silica Gel - Clean-Up

U - Indicates the compound was analyzed for, but not detected at or above the adjusted LOD.

N-Nitrosodiphenylamine decomposes and cannot be separated from Diphenylamine using Method 8270. The result reported for each analyte is a combined concentration.

Pace Analytical is TNI accredited. Contact your Pace PM for the current list of accredited analytes.

TNI - The NELAC Institute.

ANALYTE QUALIFIERS

D3	Sample was diluted due to the presence of high levels of non-target analytes or other matrix interference.
M0	Matrix spike recovery and/or matrix spike duplicate recovery was outside laboratory control limits.
R1	RPD value was outside control limits.

This report shall not be reproduced, except in full,
without the written consent of Pace Analytical Services, LLC.

Pace Analytical Services, LLC
1241 Bellevue Street - Suite 9
Green Bay, WI 54302
(920)469-2436

QUALITY CONTROL DATA CROSS REFERENCE TABLE

Project: 419610.0001 MKC-CONCRETE
Pace Project No.: 40225904

Lab ID	Sample ID	QC Batch Method	QC Batch	Analytical Method	Analytical Batch
40225904001	**CS-11A**	EPA 3541	384434	EPA 8082A	384438
40225904002	**CS-11B**	EPA 3541	384434	EPA 8082A	384438
40225904003	**CS-11C**	EPA 3541	384434	EPA 8082A	384438
40225904004	**CS-11D**	EPA 3541	384434	EPA 8082A	384438
40225904005	**CS-11E**	EPA 3541	384434	EPA 8082A	384438
40225904006	**CS-11F**	EPA 3541	384434	EPA 8082A	384438
40225904007	**CS-11G**	EPA 3541	384434	EPA 8082A	384438
40225904001	**CS-11A**	EPA 3050	383785	EPA 6010	383871
40225904002	**CS-11B**	EPA 3050	383785	EPA 6010	383871
40225904003	**CS-11C**	EPA 3050	383785	EPA 6010	383871
40225904004	**CS-11D**	EPA 3050	383785	EPA 6010	383871
40225904005	**CS-11E**	EPA 3050	383785	EPA 6010	383871
40225904006	**CS-11F**	EPA 3050	383785	EPA 6010	383871
40225904007	**CS-11G**	EPA 3050	383785	EPA 6010	383871
40225904001	**CS-11A**	EPA 7471	384605	EPA 7471	384731
40225904002	**CS-11B**	EPA 7471	384605	EPA 7471	384731
40225904003	**CS-11C**	EPA 7471	384605	EPA 7471	384731
40225904004	**CS-11D**	EPA 7471	384605	EPA 7471	384731
40225904005	**CS-11E**	EPA 7471	384605	EPA 7471	384731
40225904006	**CS-11F**	EPA 7471	384605	EPA 7471	384731
40225904007	**CS-11G**	EPA 7471	384605	EPA 7471	384731
40225904001	**CS-11A**	ASTM D2974-87	383753		
40225904002	**CS-11B**	ASTM D2974-87	383753		
40225904003	**CS-11C**	ASTM D2974-87	383753		
40225904004	**CS-11D**	ASTM D2974-87	383753		
40225904005	**CS-11E**	ASTM D2974-87	383753		
40225904006	**CS-11F**	ASTM D2974-87	383753		
40225904007	**CS-11G**	ASTM D2974-87	383753		

This report shall not be reproduced, except in full,
without the written consent of Pace Analytical Services, LLC.

UPPER MIDWEST REGION
MN: 612-607-1700 WI: 920-469-2436

40225904

Pace Analytical®
www.pacelabs.com

CHAIN OF CUSTODY

*Preservation Codes
A=None B=HCL C=H2SO4 D=HNO3 E=DI Water F=Methanol G=NaOH
H=Sodium Bisulfate Solution I=Sodium Thiosulfate J=Other

(Please Print Clearly)	
Company Name:	TRC
Branch/Location:	Madison
Project Contact:	Andrew Stehn
Phone:	608-807-8112
Project Number:	419610.0001
Project Name:	MKC - Concrete
Project State:	WI
Sampled By (Print):	Andrew Stehn
Sampled By (Sign):	
PO #:	164902
Regulatory Program:	

Quote #:	
Mail To Contact:	Andrew Stehn
Mail To Company:	TRC
Mail To Address:	708 Heartland TRL Suite 3000, Madison, WI 53717
Invoice To Contact:	Andrew Stehn
Invoice To Company:	
Invoice To Address:	Same as above
Invoice To Phone:	608-807-8112

Data Package Options (billable)
☐ EPA Level III
☐ EPA Level IV

MS/MSD
☐ On your sample (billable)
☐ NOT needed on your sample

Matrix Codes
A = Air, W = Water, B = Biota, DW = Drinking Water, C = Charcoal, GW = Ground Water, O = Oil, SW = Surface Water, S = Soil, WW = Waste Water, SI = Sludge, WP = Wipe

PACE LAB #	CLIENT FIELD ID	COLLECTION DATE	COLLECTION TIME	MATRIX	FILTERED? (YES/NO) Y/N	PRESERVATION (CODE)* Pick Letter	Analyses Requested: PCBs	Analyses Requested: RCRA 8 Metals (Total)	CLIENT COMMENTS	LAB COMMENTS (Lab Use Only)	Profile #
001	CS-11A	4/27/21	1544	concrete		A	X	X			
002	CS-11B	"	1600	"		"	"	"			
003	CS-11C	"	1610	"		"	"	"			
004	CS-11D	"	1625	"		"	"	"			
005	CS-11E	"	1633	"		"	"	"			
006	CS-11F	"	1640	"		"	"	"			
007	CS-11G	"	1647	"		"	"	"			

Rush Turnaround Time Requested - Prelims
(Rush TAT subject to approval/surcharge)
Date Needed:

Transmit Prelim Rush Results by (complete what you want):
Email #1:
Email #2:
Telephone:
Fax:

Samples on HOLD are subject to special pricing and release of liability

Relinquished By:	Date/Time:	Received By:	Date/Time:
Andrew Stehn	4/27/21 ~~4/28/21~~		17:00
CS Logistics	4/28/21	Sam Pace	4/28/21 0730

PACE Project No.: 40225904
Receipt Temp = 4.0 °C
Sample Receipt pH OK / Adjusted
Cooler Custody Seal Present / ~~Not Present~~ Intact / Not Intact

Version 6.0 06/14/06

C019a(27Jun2006)

ORIGINAL

Sample Preservation Receipt Form

Pace Analytical Services, LLC
1241 Bellevue Street, Suite 9
Green Bay, WI 54302

Client Name: TRC Project # 40225904

All containers needing preservation have been checked and noted below: ☐Yes ☐No ☒N/A Initial when completed: Date/ Time:

Lab Lot# of pH paper: Lab Std #ID of preservation (if pH adjusted):

Pace Lab #	Glass: AG1U	BG1U	AG1H	AG4S	AG4U	AG5U	AG2S	BG3U	Plastic: BP1U	BP3U	BP3B	BP3N	BP3S	Vials: VG9A	DG9T	VG9U	VG9H	VG9M	VG9D	Jars: JGFU	JG9U	WGFU	WPFU	General: SP5T	ZPLC	GN	VOA Vials (>6mm) *	H2SO4 pH ≤2	NaOH+Zn Act pH ≥9	NaOH pH ≥12	HNO3 pH ≤2	pH after adjusted	Volume (mL)
001																				1												2.5 / 5 / 10
002																				1												2.5 / 5 / 10
003																				1												2.5 / 5 / 10
004																				1												2.5 / 5 / 10
005																				1												2.5 / 5 / 10
006																				1												2.5 / 5 / 10
007																				1												2.5 / 5 / 10
008																																2.5 / 5 / 10
009																																2.5 / 5 / 10
010																																2.5 / 5 / 10
011																																2.5 / 5 / 10
012																																2.5 / 5 / 10
013																																2.5 / 5 / 10
014																																2.5 / 5 / 10
015																																2.5 / 5 / 10
016																																2.5 / 5 / 10
017																								4/28/21								2.5 / 5 / 10
018																									SRC							2.5 / 5 / 10
019																																2.5 / 5 / 10
020																																2.5 / 5 / 10

Exceptions to preservation check: VOA, Coliform, TOC, TOX, TOH, O&G, WI DRO, Phenolics, Other:_____ Headspace in VOA Vials (>6mm) : ☐Yes ☐No ☒N/A ***If yes look in headspace column**

AG1U	1 liter amber glass
BG1U	1 liter clear glass
AG1H	1 liter amber glass HCL
AG4S	125 mL amber glass H2SO4
AG4U	120 mL amber glass unpres
AG5U	100 mL amber glass unpres
AG2S	500 mL amber glass H2SO4
BG3U	250 mL clear glass unpres

BP1U	1 liter plastic unpres
BP3U	250 mL plastic unpres
BP3B	250 mL plastic NaOH
BP3N	250 mL plastic HNO3
BP3S	250 mL plastic H2SO4

VG9A	40 mL clear ascorbic
DG9T	40 mL amber Na Thio
VG9U	40 mL clear vial unpres
VG9H	40 mL clear vial HCL
VG9M	40 mL clear vial MeOH
VG9D	40 mL clear vial DI

JGFU	4 oz amber jar unpres
JG9U	9 oz amber jar unpres
WGFU	4 oz clear jar unpres
WPFU	4 oz plastic jar unpres
SP5T	120 mL plastic Na Thiosulfate
ZPLC	ziploc bag
GN	

Pace Analytical® 1241 Bellevue Street, Green Bay, WI 54302	Document Name: Sample Condition Upon Receipt (SCUR)	Document Revised: 26Mar2020
	Document No.: ENV-FRM-GBAY-0014-Rev.00	Author: Pace Green Bay Quality Office

Sample Condition Upon Receipt Form (SCUR)

Project #:

WO# : 40225904

40225904

Client Name: IRC

Courier: ☒ CS Logistics ☐ Fed Ex ☐ Speedee ☐ UPS ☐ Waltco ☐ Client ☐ Pace Other: _____

Tracking #: _____

Custody Seal on Cooler/Box Present: ☐ yes ☒ no Seals intact: ☐ yes ☐ no

Custody Seal on Samples Present: ☐ yes ☒ no Seals intact: ☐ yes ☐ no

Packing Material: ☒ Bubble Wrap ☒ Bubble Bags ☐ None ☐ Other _____

Thermometer Used SR - 98 **Type of Ice:** (Wet) Blue Dry None ☒ Samples on ice, cooling process has begun

Cooler Temperature Uncorr: 4.0 /Corr: 4.0

Temp Blank Present: ☒ yes ☐ no **Biological Tissue is Frozen:** ☐ yes ☐ no

Temp should be above freezing to 6°C.
Biota Samples may be received at ≤ 0°C if shipped on Dry Ice.

Person examining contents:
Date: 4/28/21 /Initials: SRK

Labeled By Initials: MP

Chain of Custody Present:	☒Yes ☐No ☐N/A	1.
Chain of Custody Filled Out:	☒Yes ☐No ☐N/A	2.
Chain of Custody Relinquished:	☒Yes ☐No ☐N/A	3.
Sampler Name & Signature on COC:	☒Yes ☐No ☐N/A	4.
Samples Arrived within Hold Time:	☒Yes ☐No	5.
- VOA Samples frozen upon receipt	☐Yes ☐No	Date/Time:
Short Hold Time Analysis (<72hr):	☐Yes ☒No	6.
Rush Turn Around Time Requested:	☐Yes ☒No	7.
Sufficient Volume: For Analysis: ☒Yes ☐No MS/MSD: ☐Yes ☒No ☐N/A		8.
Correct Containers Used:	☒Yes ☐No	9.
-Pace Containers Used:	☐Yes ☒No ☐N/A	
-Pace IR Containers Used:	☐Yes ☐No ☒N/A	
Containers Intact:	☒Yes ☐No	10.
Filtered volume received for Dissolved tests	☐Yes ☐No ☒N/A	11.
Sample Labels match COC:	☒Yes ☐No ☐N/A	12.
-Includes date/time/ID/Analysis Matrix: S		
Trip Blank Present:	☐Yes ☐No ☒N/A	13.
Trip Blank Custody Seals Present	☐Yes ☐No ☒N/A	
Pace Trip Blank Lot # (if purchased): _____		

Client Notification/ Resolution: If checked, see attached form for additional comments ☐

Person Contacted: _____ Date/Time: _____

Comments/ Resolution: _____

PM Review is documented electronically in LIMs. By releasing the project, the PM acknowledges they have reviewed the sample logir

Figure

TRC - GIS

Coordinate System: NAD 1983 UTM Zone 15N (Meter)
Map Rotation: 0

Plot Date: 3/23/2021, 14:12:59 PM by RSUEMNICHT -- LAYOUT: ANSI B(11"x17")
Path: S:\1-PROJECTS\MadisonKIPP Corp\MadisonWI\419610\419610-001.mxd

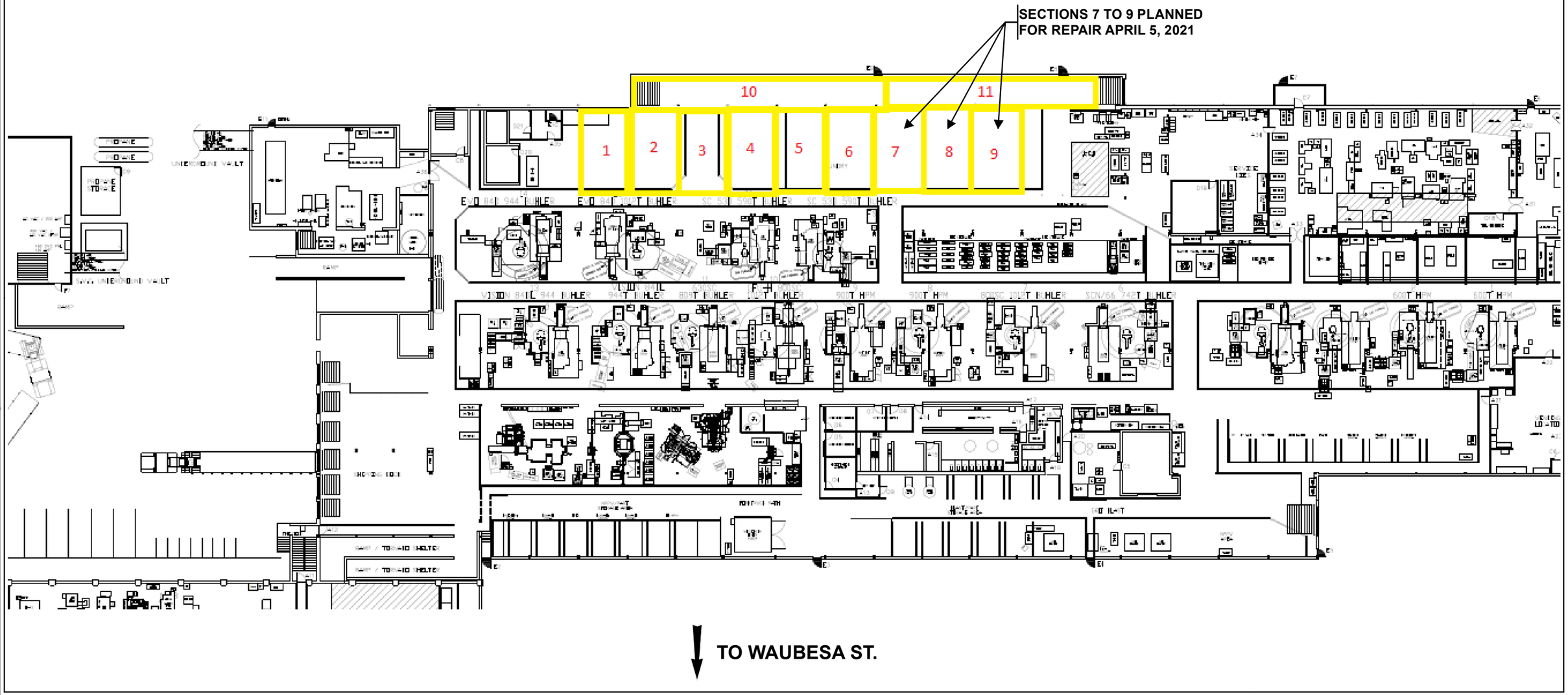

NOTES

1. SITE PLAN NOT TO SCALE.
2. SECTIONS 1 THROUGH 9 ARE 30 FEET BY 20 FEET.
3. SECTION 10 IS 12 FEET BY 100 FEET.
4. SECTION 11 IS 12 FEET BY 70 FEET.

PROJECT:
MADISON-KIPP CORPORATION
201 WAUBESA STREET
MADISON, WISCONSIN

TITLE:
PROPOSED SECTIONS OF CONCRETE REPAIR

DRAWN BY:	R. SUEMNICHT	PROJ. NO.:	419610
CHECKED BY:	A. STEHN		
APPROVED BY:	K. VATER		
DATE:	MARCH 2021		

FIGURE 2

TRC
708 Heartland Trail, Suite 3000
Madison, WI 53717
Phone: 608.826.3600
www.trccompanies.com

FILE NO.: 419610-001.mxd

Certificate of Disposal

CERTIFICATE OF DISPOSAL

presented to:

Madison-Kipp Corporation

201 Waubesa Street
Madison, WI 53704

This is to certify that 121.04 tons of PCB Impacted Concrete from Floor identified as Debris/37, Non Pet-Remediated under Special Waste Profile #GRL 21013 were properly disposed of at the Glacier Ridge Landfill Facility in accordance with WDNR Operating License #03068.

Dated: May 27, 2021

Amanda Priewe
Scale Operator

Glacier Ridge Landfill, LLC
N7296 Highway V
Horicon, WI 53032
(920) 387-0987

GFL environmental

CERTIFICATE OF DISPOSAL

presented to:

Madison-Kipp Corporation

This is to certify that 15.42 tons of Debris/37B
under Special Waste Profile #GRL 21013
were properly disposed of at the Glacier Ridge Landfill Facility
in accordance with WDNR Operating License #03068.

Dated: July 2, 2021

Amanda Priewe

Amanda Priewe
Scale Operator

Glacier Ridge Landfill, LLC
N7296 Highway V
Horicon, WI 53032
(920) 387-0987

LITHO IN U.S.A.
© GOES 461

© GOES 461

GFL environmental

CERTIFICATE OF DISPOSAL

presented to:

Madison-Kipp Corporation

This is to certify that 40.91 tons of Debris/37B
under Special Waste Profile #GRL 21013
were properly disposed of at the Glacier Ridge Landfill Facility
in accordance with WDNR Operating License #03068.

Dated: July 6, 2021

Amanda Priewe

Amanda Priewe
Scale Operator

Glacier Ridge Landfill, LLC
N7296 Highway V
Horicon, WI 53032
(920) 387-0987

LITHO IN U.S.A.

GFL environmental

CERTIFICATE OF DISPOSAL

presented to:

Madison-Kipp Corporation

This is to certify that 10.18 tons of Debris/37B
under Special Waste Profile #GRL 21013
were properly disposed of at the Glacier Ridge Landfill Facility
in accordance with WDNR Operating License #03068.

Dated: July 8, 2021

Amanda Priewe

Amanda Priewe
Scale Operator

Glacier Ridge Landfill, LLC
N7296 Highway V
Horicon, WI 53032
(920) 387-0987

LITHO IN U.S.A.
© GOES 461