

Alyssa Sellwood, PE  
Complex Sites Project Manager  
Remediation & Redevelopment Program  
Wisconsin Department of Natural Resources  
101 S. Webster Street  
Box 7921  
Madison, WI 53707-7921

Arcadis U.S., Inc.  
126 North Jefferson  
Street  
Suite 400  
Milwaukee  
Wisconsin 53202  
Phone: 414 276 7742  
Fax: 414 276 7603  
[www.arcadis.com](http://www.arcadis.com)

Date: September 20, 2021

Our Ref: 30015296

Subject: Proposed Modification to Foam Management Plan  
Tyco FTC – 2700 Industrial Parkway South, Marinette, WI  
BRRTS #02-38-580694

Dear Ms. Sellwood,

Arcadis U.S., Inc. (Arcadis) has prepared this letter on behalf of Tyco Fire Products LP (Tyco) to propose a reduction in the frequency of foam monitoring conducted on waterways (Ditches A, B, C, D, and E) in the City of Marinette, Wisconsin, and the Town of Peshtigo, Wisconsin. Per the Revised Foam Monitoring Work Plan (submitted on April 15, 2021), Tyco has deployed floating foam capture booms at the locations shown in **Figure 1** and conducts daily inspections to monitor, collect, and remove observable foam build-up via manual skimming from these locations. Collected foam is handled, stored, and disposed of per the details provided in the Revised Foam Monitoring Work Plan.

For the 2021 season, daily visual inspections of the ditches began on March 17, 2021. Booms were deployed at Ditch B on March 19, 2021. Booms were deployed at Ditches A, C, D, and E on April 1, 2021. As shown in **Tables 1 through 6**, foam has been observed intermittently at Ditch B and Ditch C (East Branch) in 2021. Approximately 71 gallons and 2 gallons of uncollapsed foam have been collected from Ditch B and Ditch C (East Branch), respectively. No foam has been observed at Ditches A, D, or E. Between March 17 and September 6, 2021, 174 daily inspections have been conducted. Surface water foam has been observed in 10% (18) of the daily inspections. A review of weather (daily precipitation, wind speed, and wind direction) and ditch flow conditions collected during the daily inspections yielded no clear correlation with foam observations.


Due to the infrequent and intermittent record of foam observations and lack of weather-related monitoring proxies, Tyco proposes to reduce the frequency of foam monitoring activities as outlined below. All other foam monitoring, handling, and reporting activities would be conducted per the Revised Foam Monitoring Work Plan.

- Reduce the frequency of foam monitoring inspections to weekly.
  - If foam is observed during the weekly inspection, daily inspections will resume until foam is not observed for 3 consecutive days. Once this condition is satisfied, weekly inspections will resume.

Alyssa Sellwood, PE  
WDNR  
September 20, 2021

Please let us know if you have any questions or require further information. Upon approval, the 2022 Foam Monitoring Work Plan will be updated to include these monitoring frequency adjustments.

Sincerely,  
Arcadis U.S., Inc.



Ben Verburg, PE  
Principal Engineer

Email: Ben.Verburg@arcadis.com  
Direct Line: 414-277-6231

CC. Jeff Danko, Tyco  
Scott Wahl, Tyco  
Jim Ziska, Arcadis

Enclosures:

Figures

Figure 1. Boom Deployment Locations

Tables

Table 1. Ditch A Inspection Summary

Table 2. Ditch B Inspection Summary

Table 3. Ditch C (East Branch) Inspection Summary

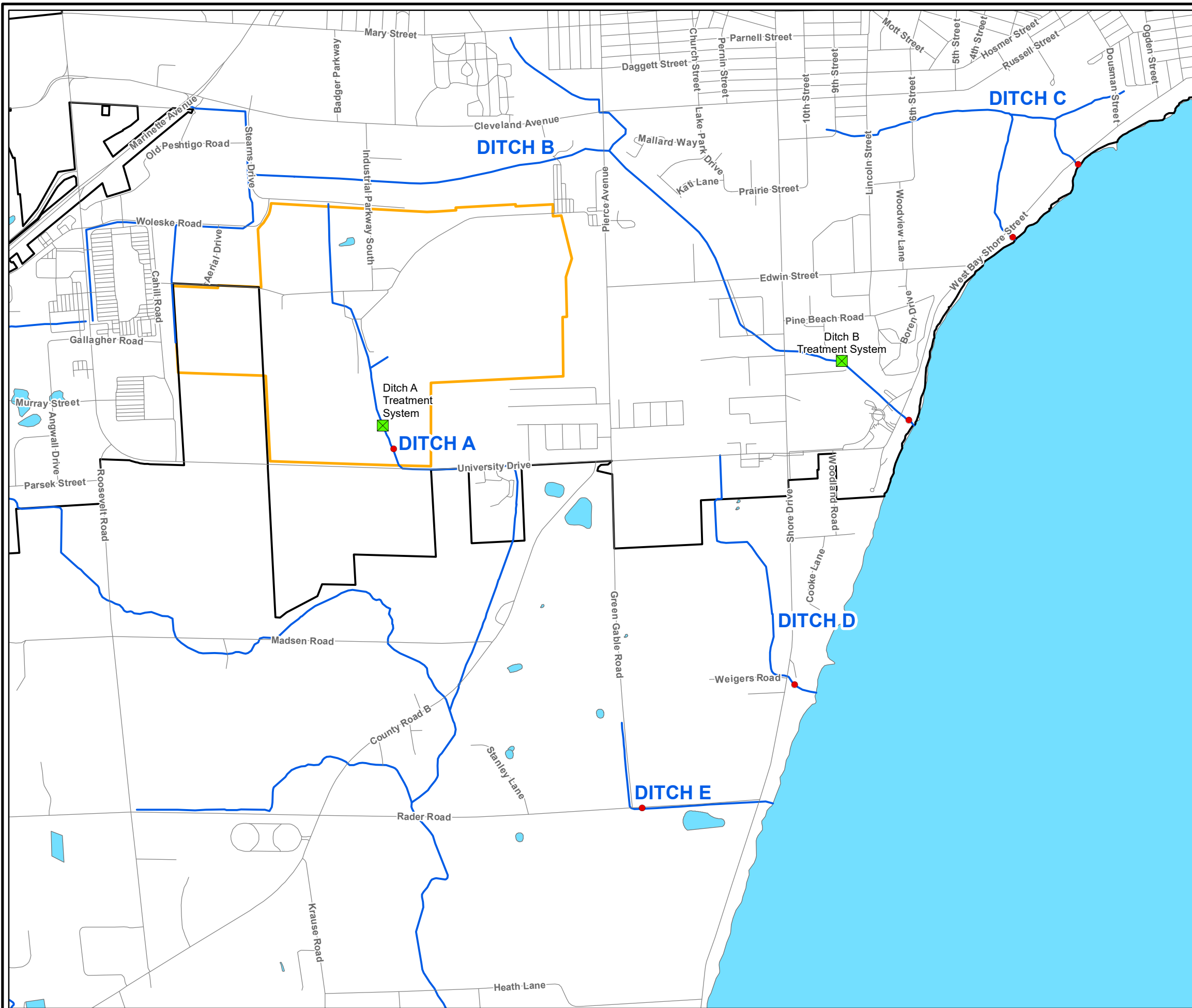
Table 4. Ditch C (Southwest Branch) Inspection Summary

Table 5. Ditch D Inspection Summary

Table 6. Ditch E Inspection Summary

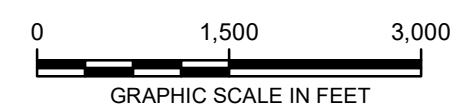
**Figure**

City: Minneapolis/Citrix Div/Group: IMDVC Created By: Last Saved By: MSMiller  
 TYCO Marinette, WI  
 T:\\_ENV\TYCO\_Marinette\_KeepFromExternalDrive\Tyco\_Marinette\MXD\2021-03\Figure 2 Boom Deployment Locations.mxd 3/23/2021 2:55:53 PM



- LEGEND:**
- APPROXIMATE BOOM DEPLOYMENT LOCATIONS
  - APPROXIMATE SITE PROPERTY BOUNDARY
  - APPROXIMATE MARINETTE CITY BOUNDARY
  - ROAD
  - DITCH/STREAM
  - WATERBODY
  - ⊗ SURFACE WATER TREATMENT SYSTEM

- NOTES:**
1. CITY BOUNDARY DATA SOURCE: WISCONSIN LEGISLATIVE TECHNOLOGY SERVICES BUREAU, WISCONSIN COUNTY CLERKS AND LAND INFORMATION OFFICES, ACCESSED FALL 2017.
  2. DITCH/STREAM AND WATERBODY DATA SOURCE: U.S. GEOLOGICAL SURVEY NATIONAL HYDROGRAPHY DATASET, ACCESSED FALL 2017.
  3. ROAD DATA SOURCE: OPEN STREET MAP, ACCESSED FALL 2017.



TYCO FIRE PRODUCTS, LP  
MARINETTE, WISCONSIN

---

**BOOM DEPLOYMENT LOCATIONS**

---

**ARCADIS** | **FIGURE 1**

# Tables

**Table 1**  
**Ditch A Inspection Summary**  
**Tyco Fire Products LP**  
**Marinette, Wisconsin**

Ditch A									
Date	Weather Conditions			Inspection Summary					
	Precipitation (inches)	Wind Speed (miles per hour)	Wind Direction	Boom Condition	Ditch Flow Observations	Foam Observation Location	Foam Description	Uncollapsed Foam Volume Collected (gal)	Comments
3/17/2021	0.01	3	East	None	No flow observed	No Foam Observed	No Foam Observed	No Foam Observed	--
3/18/2021	0	12.3	Northeast	None	No flow observed	No Foam Observed	No Foam Observed	No Foam Observed	--
3/19/2021	0	4	Southeast	None	No flow observed	No Foam Observed	No Foam Observed	No Foam Observed	--
3/20/2021	0	8.5	Southwest	None	No flow observed	No Foam Observed	No Foam Observed	No Foam Observed	--
3/21/2021	0	10	South	None	No flow observed	No Foam Observed	No Foam Observed	No Foam Observed	--
3/22/2021	0	6	South-Southwest	None	No flow observed	No Foam Observed	No Foam Observed	No Foam Observed	--
3/23/2021	0.07	7	East-Northeast	None	No flow observed	No Foam Observed	No Foam Observed	No Foam Observed	--
3/24/2021	0.31	3	Southeast	None	No flow observed	No Foam Observed	No Foam Observed	No Foam Observed	--
3/25/2021	0	5	East-Northeast	None	No flow observed	No Foam Observed	No Foam Observed	No Foam Observed	--
3/26/2021	0	4.7	Southwest	None	No flow observed	No Foam Observed	No Foam Observed	No Foam Observed	--
3/27/2021	0	9	Southeast	None	No flow observed	No Foam Observed	No Foam Observed	No Foam Observed	--
3/28/2021	0.15	21	Northwest	None	No flow observed	No Foam Observed	No Foam Observed	No Foam Observed	--
3/29/2021	0	8	Southeast	None	No flow observed	No Foam Observed	No Foam Observed	No Foam Observed	--
3/30/2021	0	11	West	None	No flow observed	No Foam Observed	No Foam Observed	No Foam Observed	--
3/31/2021	0	7	West-Northwest	None	No flow observed	No Foam Observed	No Foam Observed	No Foam Observed	--
4/1/2021	0	9	North-Northwest	New	No flow observed	No Foam Observed	No Foam Observed	No Foam Observed	--
4/2/2021	0	4.5	Southwest	Good	No flow observed	No Foam Observed	No Foam Observed	No Foam Observed	--
4/3/2021	0	5	West-Northwest	Good	No flow observed	No Foam Observed	No Foam Observed	No Foam Observed	--
4/4/2021	0	3.5	South-Southeast	Good	No flow observed	No Foam Observed	No Foam Observed	No Foam Observed	--
4/5/2021	0	6.3	Southeast	Good	No flow observed	No Foam Observed	No Foam Observed	No Foam Observed	--
4/6/2021	0.04	5	Southeast	Good	No flow observed	No Foam Observed	No Foam Observed	No Foam Observed	--
4/7/2021	0	5	Northeast	Good	No flow observed	No Foam Observed	No Foam Observed	No Foam Observed	--
4/8/2021	0.14	4.5	Northeast	Good	No flow observed	No Foam Observed	No Foam Observed	No Foam Observed	--
4/9/2021	0.03	5.5	Southeast	Good	No flow observed	No Foam Observed	No Foam Observed	No Foam Observed	--
4/10/2021	0.16	1.5	Northwest	Good	No flow observed	No Foam Observed	No Foam Observed	No Foam Observed	--
4/11/2021	0.32	3.5	North	Good	No flow observed	No Foam Observed	No Foam Observed	No Foam Observed	--
4/12/2021	0.11	2	Northeast	Good	No flow observed	No Foam Observed	No Foam Observed	No Foam Observed	--
4/13/2021	0.01	9.3	West-Southwest	Good	No flow observed	No Foam Observed	No Foam Observed	No Foam Observed	--
4/14/2021	0.15	4.5	West-Southwest	Good	No flow observed	No Foam Observed	No Foam Observed	No Foam Observed	--
4/15/2021	0.04	10.5	North-Northeast	Good	No flow observed	No Foam Observed	No Foam Observed	No Foam Observed	--
4/16/2021	0.04	4	Northwest	Good	No flow observed	No Foam Observed	No Foam Observed	No Foam Observed	--
4/17/2021	0	5	East	Good	No flow observed	No Foam Observed	No Foam Observed	No Foam Observed	--
4/18/2021	0	5	South	Good	No flow observed	No Foam Observed	No Foam Observed	No Foam Observed	--
4/19/2021	0	12	Northwest	Good	No flow observed	No Foam Observed	No Foam Observed	No Foam Observed	--
4/20/2021	0	3.3	East	Good	No flow observed	No Foam Observed	No Foam Observed	No Foam Observed	--
4/21/2021	0	6	South	Good	No flow observed	No Foam Observed	No Foam Observed	No Foam Observed	--
4/22/2021	0	7	Southwest	Good	No flow observed	No Foam Observed	No Foam Observed	No Foam Observed	--
4/23/2021	0	12	West	Good	No flow observed	No Foam Observed	No Foam Observed	No Foam Observed	--
4/24/2021	0.03	5	Southeast	Good	No flow observed	No Foam Observed	No Foam Observed	No Foam Observed	--
4/25/2021	0	9.5	North-Northeast	Good	No flow observed	No Foam Observed	No Foam Observed	No Foam Observed	--
4/26/2021	0.13	7	East-Southeast	Good	No flow observed	No Foam Observed	No Foam Observed	No Foam Observed	--
4/27/2021	0.69	8	East	Good	No flow observed	No Foam Observed	No Foam Observed	No Foam Observed	--

**Table 1**  
**Ditch A Inspection Summary**  
**Tyco Fire Products LP**  
**Marinette, Wisconsin**

Ditch A									
Date	Weather Conditions			Inspection Summary					
	Precipitation (inches)	Wind Speed (miles per hour)	Wind Direction	Boom Condition	Ditch Flow Observations	Foam Observation Location	Foam Description	Uncollapsed Foam Volume Collected (gal)	Comments
4/28/2021	0.4	9	North-Northeast	Good	No flow observed	No Foam Observed	No Foam Observed	No Foam Observed	--
4/29/2021	0.09	8	West-Northwest	Good	No flow observed	No Foam Observed	No Foam Observed	No Foam Observed	--
4/30/2021	0.02	11	North	Good	No flow observed	No Foam Observed	No Foam Observed	No Foam Observed	--
5/1/2021	0	7	South-Southwest	Good	No flow observed	No Foam Observed	No Foam Observed	No Foam Observed	--
5/2/2021	0.08	6	Northeast	Good	No flow observed	No Foam Observed	No Foam Observed	No Foam Observed	--
5/3/2021	0.38	5.7	North-Northeast	Good	No flow observed	No Foam Observed	No Foam Observed	No Foam Observed	--
5/4/2021	0.01	10.5	North-Northwest	Good	No flow observed	No Foam Observed	No Foam Observed	No Foam Observed	--
5/5/2021	0	10	Southeast	Good	No flow observed	No Foam Observed	No Foam Observed	No Foam Observed	--
5/6/2021	0	2	West	Good	No flow observed	No Foam Observed	No Foam Observed	No Foam Observed	--
5/7/2021	0.11	4.5	East-Northeast	Good	No flow observed	No Foam Observed	No Foam Observed	No Foam Observed	--
5/8/2021	0	4	North	Good	No flow observed	No Foam Observed	No Foam Observed	No Foam Observed	--
5/9/2021	0	9	East-Southeast	Good	No flow observed	No Foam Observed	No Foam Observed	No Foam Observed	--
5/10/2021	0.01	3	Southeast	Good	No flow observed	No Foam Observed	No Foam Observed	No Foam Observed	--
5/11/2021	0.01	15	North	Good	No flow observed	No Foam Observed	No Foam Observed	No Foam Observed	--
5/12/2021	0	13	East-Southeast	Good	No flow observed	No Foam Observed	No Foam Observed	No Foam Observed	--
5/13/2021	0	3	East	Good	No flow observed	No Foam Observed	No Foam Observed	No Foam Observed	--
5/14/2021	0	12	South	Good	No flow observed	No Foam Observed	No Foam Observed	No Foam Observed	--
5/15/2021	0	9	Southeast	Good	No flow observed	No Foam Observed	No Foam Observed	No Foam Observed	--
5/16/2021	0.01	6	South-Southwest	Good	No flow observed	No Foam Observed	No Foam Observed	No Foam Observed	--
5/17/2021	0	9	South	Good	No flow observed	No Foam Observed	No Foam Observed	No Foam Observed	--
5/18/2021	0	12	Southeast	Good	No flow observed	No Foam Observed	No Foam Observed	No Foam Observed	--
5/19/2021	0.45	5	South-Southeast	Good	No flow observed	No Foam Observed	No Foam Observed	No Foam Observed	--
5/20/2021	0.01	4	South-Southwest	Good	No flow observed	No Foam Observed	No Foam Observed	No Foam Observed	--
5/21/2021	0.03	6	South-Southeast	Good	No flow observed	No Foam Observed	No Foam Observed	No Foam Observed	--
5/22/2021	0.01	7	West-Northwest	Good	No flow observed	No Foam Observed	No Foam Observed	No Foam Observed	--
5/23/2021	0.02	9	East-Northeast	Good	No flow observed	No Foam Observed	No Foam Observed	No Foam Observed	--
5/24/2021	0.06	4.3	Southeast	Good	No flow observed	No Foam Observed	No Foam Observed	No Foam Observed	--
5/25/2021	0.07	12	West-Southwest	Good	No flow observed	No Foam Observed	No Foam Observed	No Foam Observed	--
5/26/2021	0	9	West-Northwest	Good	No flow observed	No Foam Observed	No Foam Observed	No Foam Observed	--
5/27/2021	0.12	6	East-Northeast	Good	No flow observed	No Foam Observed	No Foam Observed	No Foam Observed	--
5/28/2021	0	3	East-Southeast	Good	No flow observed	No Foam Observed	No Foam Observed	No Foam Observed	--
5/29/2021	0	2.5	South-Southeast	Good	No flow observed	No Foam Observed	No Foam Observed	No Foam Observed	--
5/30/2021	0	5	West-Southwest	Good	No flow observed	No Foam Observed	No Foam Observed	No Foam Observed	--
5/31/2021	0.56	7	Southwest	Good	No flow observed	No Foam Observed	No Foam Observed	No Foam Observed	--
6/1/2021	0.01	5	South-Southeast	Good	No flow observed	No Foam Observed	No Foam Observed	No Foam Observed	--
6/2/2021	0.09	6	South	Good	No flow observed	No Foam Observed	No Foam Observed	No Foam Observed	--
6/3/2021	0.01	5	West-Southwest	Good	No flow observed	No Foam Observed	No Foam Observed	No Foam Observed	--
6/4/2021	0	2	Southwest	Good	No flow observed	No Foam Observed	No Foam Observed	No Foam Observed	--
6/5/2021	0	9	Southwest	Good	No flow observed	No Foam Observed	No Foam Observed	No Foam Observed	--
6/6/2021	0	9	South-Southwest	Good	No flow observed	No Foam Observed	No Foam Observed	No Foam Observed	--
6/7/2021	0	6.5	South-Southeast	Good	No flow observed	No Foam Observed	No Foam Observed	No Foam Observed	--
6/8/2021	0	6	South-Southeast	Good	No flow observed	No Foam Observed	No Foam Observed	No Foam Observed	--

**Table 1**  
**Ditch A Inspection Summary**  
**Tyco Fire Products LP**  
**Marinette, Wisconsin**

Ditch A									
Date	Weather Conditions			Inspection Summary					
	Precipitation (inches)	Wind Speed (miles per hour)	Wind Direction	Boom Condition	Ditch Flow Observations	Foam Observation Location	Foam Description	Uncollapsed Foam Volume Collected (gal)	Comments
6/9/2021	0	6.5	East-Northeast	Good	No flow observed	No Foam Observed	No Foam Observed	No Foam Observed	--
6/10/2021	0	5	East	Good	No flow observed	No Foam Observed	No Foam Observed	No Foam Observed	--
6/11/2021	0	3.5	East-Northeast	Good	No flow observed	No Foam Observed	No Foam Observed	No Foam Observed	Very low water level
6/12/2021	0	3.5	North-Northwest	Good	No flow observed	No Foam Observed	No Foam Observed	No Foam Observed	Very low water level
6/13/2021	0.2	5	West-Northwest	Good	No flow observed	No Foam Observed	No Foam Observed	No Foam Observed	--
6/14/2021	0	6.5	Northwest	Good	No flow observed	No Foam Observed	No Foam Observed	No Foam Observed	Very low water level
6/15/2021	0	6.5	East-Southeast	Good	No flow observed	No Foam Observed	No Foam Observed	No Foam Observed	--
6/16/2021	0	6	South	Good	No water in ditch	No Foam Observed	No Foam Observed	No Foam Observed	--
6/17/2021	0	10	Southwest	Good	No water in ditch	No Foam Observed	No Foam Observed	No Foam Observed	--
6/18/2021	0	7.5	West	Good	No water in ditch	No Foam Observed	No Foam Observed	No Foam Observed	--
6/19/2021	0	8	East	Good	No water in ditch	No Foam Observed	No Foam Observed	No Foam Observed	--
6/20/2021	0.06	5	East-Southeast	Good	No water in ditch	No Foam Observed	No Foam Observed	No Foam Observed	--
6/21/2021	0.16	12	North-Northwest	Good	No water in ditch	No Foam Observed	No Foam Observed	No Foam Observed	--
6/22/2021	0	6.5	Northeast	Good	No water in ditch	No Foam Observed	No Foam Observed	No Foam Observed	--
6/23/2021	0	4	Southwest	Good	No water in ditch	No Foam Observed	No Foam Observed	No Foam Observed	--
6/24/2021	0.37	3	South	Good	No water in ditch	No Foam Observed	No Foam Observed	No Foam Observed	--
6/25/2021	0.01	1	South	Good	No water in ditch	No Foam Observed	No Foam Observed	No Foam Observed	--
6/26/2021	0	6	East-Northeast	Good	No flow observed	No Foam Observed	No Foam Observed	No Foam Observed	--
6/27/2021	2.18	7	North	Good	No flow observed	No Foam Observed	No Foam Observed	No Foam Observed	--
6/28/2021	0	3	West-Southwest	Good	No flow observed	No Foam Observed	No Foam Observed	No Foam Observed	Very low water level
6/29/2021	0.71	5	West-Southwest	Good	No flow observed	No Foam Observed	No Foam Observed	No Foam Observed	Very low water level
6/30/2021	0.74	1.5	South-Southwest	Good	No flow observed	No Foam Observed	No Foam Observed	No Foam Observed	--
7/1/2021	0	6.5	East-Northeast	Good	No flow observed	No Foam Observed	No Foam Observed	No Foam Observed	--
7/2/2021	0	4	South	Good	No flow observed	No Foam Observed	No Foam Observed	No Foam Observed	--
7/3/2021	0	7	North-Northwest	Good	No flow observed	No Foam Observed	No Foam Observed	No Foam Observed	--
7/4/2021	0	4	West-Southwest	Good	No flow observed	No Foam Observed	No Foam Observed	No Foam Observed	--
7/5/2021	1.87	7	West	Good	No flow observed	No Foam Observed	No Foam Observed	No Foam Observed	--
7/6/2021	0.39	8.5	East-Northeast	Good	Downstream	No Foam Observed	No Foam Observed	No Foam Observed	--
7/7/2021	0.73	10.5	Northeast	Good	No flow observed	No Foam Observed	No Foam Observed	No Foam Observed	--
7/8/2021	0	6.5	East-Northeast	Good	No flow observed	No Foam Observed	No Foam Observed	No Foam Observed	--
7/9/2021	0	5.7	South-Southeast	Good	No flow observed	No Foam Observed	No Foam Observed	No Foam Observed	--
7/10/2021	0	3.5	East	Good	No flow observed	No Foam Observed	No Foam Observed	No Foam Observed	--
7/11/2021	0	5	Northeast	Good	No flow observed	No Foam Observed	No Foam Observed	No Foam Observed	--
7/12/2021	0	6	Northeast	Good	No flow observed	No Foam Observed	No Foam Observed	No Foam Observed	--
7/13/2021	0	3	Northwest	Good	No flow observed	No Foam Observed	No Foam Observed	No Foam Observed	--
7/14/2021	0.75	3.5	West-Northwest	Good	No flow observed	No Foam Observed	No Foam Observed	No Foam Observed	--
7/15/2021	0.22	8	North-Northwest	Good	No flow observed	No Foam Observed	No Foam Observed	No Foam Observed	--
7/16/2021	0	5	East	Good	No flow observed	No Foam Observed	No Foam Observed	No Foam Observed	--
7/17/2021	0	4	East-Northeast	Good	No flow observed	No Foam Observed	No Foam Observed	No Foam Observed	--
7/18/2021	0	2	North-Northwest	Good	No flow observed	No Foam Observed	No Foam Observed	No Foam Observed	--



**Table 1**  
**Ditch A Inspection Summary**  
**Tyco Fire Products LP**  
**Marinette, Wisconsin**

Ditch A									
Date	Weather Conditions			Inspection Summary					
	Precipitation (inches)	Wind Speed (miles per hour)	Wind Direction	Boom Condition	Ditch Flow Observations	Foam Observation Location	Foam Description	Uncollapsed Foam Volume Collected (gal)	Comments
7/19/2021	0	5	West-Northwest	Good	No flow observed	No Foam Observed	No Foam Observed	No Foam Observed	--
7/20/2021	0	6	North	Good	No flow observed	No Foam Observed	No Foam Observed	No Foam Observed	--
7/21/2021	0	4	East-Northeast	Good	No flow observed	No Foam Observed	No Foam Observed	No Foam Observed	--
7/22/2021	0	3.5	South-Southwest	Good	No flow observed	No Foam Observed	No Foam Observed	No Foam Observed	--
7/23/2021	0.86	4	East-Southeast	Good	No flow observed	No Foam Observed	No Foam Observed	No Foam Observed	--
7/24/2021	0.82	2	West-Northwest	Good	No flow observed	No Foam Observed	No Foam Observed	No Foam Observed	--
7/25/2021	0	8	West-Northwest	Good	No flow observed	No Foam Observed	No Foam Observed	No Foam Observed	--
7/26/2021	0.37	4	Southwest	Good	No flow observed	No Foam Observed	No Foam Observed	No Foam Observed	--
7/27/2021	0.59	3	East-Southeast	Good	No flow observed	No Foam Observed	No Foam Observed	No Foam Observed	--
7/28/2021	0.15	4	South	Good	No flow observed	No Foam Observed	No Foam Observed	No Foam Observed	--
7/29/2021	0.01	7	Northeast	Good	No flow observed	No Foam Observed	No Foam Observed	No Foam Observed	--
7/30/2021	0	4	East-Northeast	Good	No flow observed	No Foam Observed	No Foam Observed	No Foam Observed	--
7/31/2021	0	4.5	North-Northwest	Good	No flow observed	No Foam Observed	No Foam Observed	No Foam Observed	--
8/1/2021	0.00	2	East-Southeast	Good	No flow observed	No Foam Observed	No Foam Observed	No Foam Observed	--
8/2/2021	0.00	2	North-Northwest	Good	No flow observed	No Foam Observed	No Foam Observed	No Foam Observed	--
8/3/2021	0.00	3	Southwest	Good	No flow observed	No Foam Observed	No Foam Observed	No Foam Observed	--
8/4/2021	0.00	2	West-Southwest	Good	No flow observed	No Foam Observed	No Foam Observed	No Foam Observed	--
8/5/2021	0.00	5.3	Southwest	Good	No flow observed	No Foam Observed	No Foam Observed	No Foam Observed	--
8/6/2021	0.00	3	South	Good	No flow observed	No Foam Observed	No Foam Observed	No Foam Observed	--
8/7/2021	0.12	1	South-Southeast	Good	No flow observed	No Foam Observed	No Foam Observed	No Foam Observed	--
8/8/2021	0.76	1	South	Good	No flow observed	No Foam Observed	No Foam Observed	No Foam Observed	--
8/9/2021	0.01	5.7	Southeast	Good	No flow observed	No Foam Observed	No Foam Observed	No Foam Observed	--
8/10/2021	0.32	1	Southwest	Good	No flow observed	No Foam Observed	No Foam Observed	No Foam Observed	--
8/11/2021	0.27	5	Southwest	Good	No flow observed	No Foam Observed	No Foam Observed	No Foam Observed	--
8/12/2021	0.00	6	South-Southwest	Good	No flow observed	No Foam Observed	No Foam Observed	No Foam Observed	--
8/13/2021	0.00	1	Northwest	Good	No flow observed	No Foam Observed	No Foam Observed	No Foam Observed	--
8/14/2021	0.00	4.5	South-Southeast	Good	No flow observed	No Foam Observed	No Foam Observed	No Foam Observed	--
8/15/2021	0.00	3	Southwest	Good	No flow observed	No Foam Observed	No Foam Observed	No Foam Observed	--
8/16/2021	0.00	6	Southwest	Good	No flow observed	No Foam Observed	No Foam Observed	No Foam Observed	--
8/17/2021	0.00	7.3	Southwest	Good	No flow observed	No Foam Observed	No Foam Observed	No Foam Observed	--
8/18/2021	0.00	5	South-Southwest	Good	No flow observed	No Foam Observed	No Foam Observed	No Foam Observed	--
8/19/2021	0.00	4	South	Good	No flow observed	No Foam Observed	No Foam Observed	No Foam Observed	--
8/20/2021	0.00	3	Southeast	Good	No flow observed	No Foam Observed	No Foam Observed	No Foam Observed	--
8/21/2021	0.00	5.5	South-Southwest	Good	No flow observed	No Foam Observed	No Foam Observed	No Foam Observed	--
8/22/2021	0.00	1.5	North-Northeast	Good	No flow observed	No Foam Observed	No Foam Observed	No Foam Observed	--
8/23/2021	0.00	0	East-Southeast	Good	No flow observed	No Foam Observed	No Foam Observed	No Foam Observed	--
8/24/2021	0.07	2	West	Good	No flow observed	No Foam Observed	No Foam Observed	No Foam Observed	--
8/25/2021	0.01	3	Northwest	Good	No flow observed	No Foam Observed	No Foam Observed	No Foam Observed	--
8/26/2021	0.04	2	Northeast	Good	No flow observed	No Foam Observed	No Foam Observed	No Foam Observed	--
8/27/2021	1.23	1.5	East	Good	No flow observed	No Foam Observed	No Foam Observed	No Foam Observed	--
8/28/2021	0.23	3	South-Southwest	Good	No flow observed	No Foam Observed	No Foam Observed	No Foam Observed	--
8/29/2021	0.13	6	South-Southwest	Good	No flow observed	No Foam Observed	No Foam Observed	No Foam Observed	--
8/30/2021	0.00	3	West	Good	No flow observed	No Foam Observed	No Foam Observed	No Foam Observed	--
8/31/2021	0	1.5	Northeast	Good	No flow observed	No Foam Observed	No Foam Observed	No Foam Observed	--

**Table 1**  
**Ditch A Inspection Summary**  
**Tyco Fire Products LP**  
**Marinette, Wisconsin**

Ditch A									
Date	Weather Conditions			Inspection Summary					
	Precipitation (inches)	Wind Speed (miles per hour)	Wind Direction	Boom Condition	Ditch Flow Observations	Foam Observation Location	Foam Description	Uncollapsed Foam Volume Collected (gal)	Comments
9/1/2021	0	4	Southeast	Good	No flow observed	No Foam Observed	No Foam Observed	No Foam Observed	--
9/2/2021	0	3	South-Southeast	Good	No flow observed	No Foam Observed	No Foam Observed	No Foam Observed	--
9/3/2021	0	2	South-Southwest	Good	No flow observed	No Foam Observed	No Foam Observed	No Foam Observed	--
9/4/2021	0.04	4	North-Northwest	Good	No flow observed	No Foam Observed	No Foam Observed	No Foam Observed	--
9/5/2021	0.01	6.5	West	Good	No flow observed	No Foam Observed	No Foam Observed	No Foam Observed	--
9/6/2021	0	3	South-Southwest	Good	No flow observed	No Foam Observed	No Foam Observed	No Foam Observed	--
<b>Total:</b>								<b>0</b>	

**Notes:**

Daily visual inspections of Ditch A began on 3/17/21

Booms were deployed at Ditch A on 4/1/21.

Foam volumes are approximate based on the visual observation at the time of collection

Yellow shaded = Foam Observed

**Table 2**  
**Ditch B Inspection Summary**  
**Tyco Fire Products LP**  
**Marinette, Wisconsin**

Ditch B									
Date	Weather Conditions			Inspection Summary					
	Precipitation (inches)	Wind Speed (miles per hour)	Wind Direction	Boom Condition	Ditch Flow Observations	Foam Observation Location	Foam Description	Uncollapsed Foam Volume Collected (gal)	Comments
3/17/2021	0.01	3	East	None	Downstream	No Foam Observed	No Foam Observed	No Foam Observed	--
3/18/2021	0	12.3	Northeast	None	No flow observed	No Foam Observed	No Foam Observed	No Foam Observed	--
3/19/2021	0	4	Southeast	None	Downstream	West Bay Shore St Crossing; Upstream of Ditch B TS Intake	White/Tan, Some Froth; White, frothy	2	--
3/20/2021	0	8.5	Southwest	New	Downstream	No Foam Observed	No Foam Observed	No Foam Observed	--
3/21/2021	0	10	South	New	Downstream	No Foam Observed	No Foam Observed	No Foam Observed	--
3/22/2021	0	6	South-Southwest	New	Downstream	No Foam Observed	No Foam Observed	No Foam Observed	--
3/23/2021	0.07	7	East-Northeast	New	Downstream	No Foam Observed	No Foam Observed	No Foam Observed	--
3/24/2021	0.31	3	Southeast	Good	Downstream	No Foam Observed	No Foam Observed	No Foam Observed	--
3/25/2021	0	5	East-Northeast	Good	Downstream	No Foam Observed	No Foam Observed	No Foam Observed	--
3/26/2021	0	4.7	Southwest	Good	Downstream	No Foam Observed	No Foam Observed	No Foam Observed	--
3/27/2021	0	9	Southeast	Good	Downstream	No Foam Observed	No Foam Observed	No Foam Observed	--
3/28/2021	0.15	21	Northwest	Good	Downstream	No Foam Observed	No Foam Observed	No Foam Observed	--
3/29/2021	0	8	Southeast	Good	Upstream	No Foam Observed	No Foam Observed	No Foam Observed	Wind pushing water back upstream
3/30/2021	0	11	West	Good	Downstream	No Foam Observed	No Foam Observed	No Foam Observed	--
3/31/2021	0	7	West-Northwest	Good	Downstream	No Foam Observed	No Foam Observed	No Foam Observed	--
4/1/2021	0	9	North-Northwest	Good	Downstream	West Bay Shore St Crossing	White/Tan, Some Froth	10	--
4/2/2021	0	4.5	Southwest	Good	Downstream	West Bay Shore St Crossing	Tan/Brown, Some Froth	4	--
4/3/2021	0	5	West-Northwest	Good	Downstream	West Bay Shore St Crossing	Brown, Some Froth	5	--
4/4/2021	0	3.5	South-Southeast	Good	Downstream	No Foam Observed	No Foam Observed	No Foam Observed	--
4/5/2021	0	6.3	Southeast	Good	Downstream	West Bay Shore St Crossing	Brown, Some Froth	5	--
4/6/2021	0.04	5	Southeast	Good	Upstream	No Foam Observed	No Foam Observed	No Foam Observed	Pushing back upstream at mouth
4/7/2021	0	5	Northeast	Good	Downstream	West Bay Shore St Crossing	Brown, Some Froth	3	--
4/8/2021	0.14	4.5	Northeast	Good	Upstream	No Foam Observed	No Foam Observed	No Foam Observed	Upstream at mouth of ditch
4/9/2021	0.03	5.5	Southeast	Good	Upstream	No Foam Observed	No Foam Observed	No Foam Observed	--
4/10/2021	0.16	1.5	Northwest	Good	Downstream	No Foam Observed	No Foam Observed	No Foam Observed	--
4/11/2021	0.32	3.5	North	Good	Downstream	No Foam Observed	No Foam Observed	No Foam Observed	--
4/12/2021	0.11	2	Northeast	Good	Downstream	No Foam Observed	No Foam Observed	No Foam Observed	--
4/13/2021	0.01	9.3	West-Southwest	Good	Downstream	No Foam Observed	No Foam Observed	No Foam Observed	--
4/14/2021	0.15	4.5	West-Southwest	Good	Downstream	No Foam Observed	No Foam Observed	No Foam Observed	--
4/15/2021	0.04	10.5	North-Northeast	Good	Downstream	No Foam Observed	No Foam Observed	No Foam Observed	--
4/16/2021	0.04	4	Northwest	Good	Downstream	West Bay Shore St Crossing	White/Brown, Some Froth	3	--
4/17/2021	0	5	East	Good	Downstream	No Foam Observed	No Foam Observed	No Foam Observed	--
4/18/2021	0	5	South	Good	Downstream	No Foam Observed	No Foam Observed	No Foam Observed	--
4/19/2021	0	12	Northwest	Good	Downstream	West Bay Shore St Crossing	Brown, Some Froth	3	--
4/20/2021	0	3.3	East	Good	Downstream	No Foam Observed	No Foam Observed	No Foam Observed	--
4/21/2021	0	6	South	Good	Downstream	West Bay Shore St Crossing	Tan/Brown, Some Froth	3	--
4/22/2021	0	7	Southwest	Good	Upstream	No Foam Observed	No Foam Observed	No Foam Observed	Wind pushing water upstream
4/23/2021	0	12	West	Good	Downstream	West Bay Shore St Crossing	Tan/Brown, Some Froth	2	--

**Table 2**  
**Ditch B Inspection Summary**  
**Tyco Fire Products LP**  
**Marinette, Wisconsin**

Ditch B									
Date	Weather Conditions			Inspection Summary					
	Precipitation (inches)	Wind Speed (miles per hour)	Wind Direction	Boom Condition	Ditch Flow Observations	Foam Observation Location	Foam Description	Uncollapsed Foam Volume Collected (gal)	Comments
4/24/2021	0.03	5	Southeast	Good	Downstream	No Foam Observed	No Foam Observed	No Foam Observed	--
4/25/2021	0	9.5	North-Northeast	Good	Downstream	No Foam Observed	No Foam Observed	No Foam Observed	--
4/26/2021	0.13	7	East-Southeast	Good	Water pushing in at mouth	No Foam Observed	No Foam Observed	No Foam Observed	Water pushing in at mouth
4/27/2021	0.69	8	East	Good	Downstream	No Foam Observed	No Foam Observed	No Foam Observed	--
4/28/2021	0.4	9	North-Northeast	Good	Downstream	No Foam Observed	No Foam Observed	No Foam Observed	--
4/29/2021	0.09	8	West-Northwest	Good	Downstream	No Foam Observed	No Foam Observed	No Foam Observed	--
4/30/2021	0.02	11	North	Good	Downstream	No Foam Observed	No Foam Observed	No Foam Observed	--
5/1/2021	0	7	South-Southwest	Good	Downstream	No Foam Observed	No Foam Observed	No Foam Observed	--
5/2/2021	0.08	6	Northeast	Good	Downstream	No Foam Observed	No Foam Observed	No Foam Observed	--
5/3/2021	0.38	5.7	North-Northeast	Good	Downstream	No Foam Observed	No Foam Observed	No Foam Observed	--
5/4/2021	0.01	10.5	North-Northwest	Good	Downstream	No Foam Observed	No Foam Observed	No Foam Observed	--
5/5/2021	0	10	Southeast	Good	Downstream	West Bay Shore St Crossing	Tan/Brown, Some Froth	3	--
5/6/2021	0	2	West	Good	Downstream	No Foam Observed	No Foam Observed	No Foam Observed	--
5/7/2021	0.11	4.5	East-Northeast	Good	Downstream	No Foam Observed	No Foam Observed	No Foam Observed	--
5/8/2021	0	4	North	Good	Downstream	No Foam Observed	No Foam Observed	No Foam Observed	--
5/9/2021	0	9	East-Southeast	Good	Downstream	No Foam Observed	No Foam Observed	No Foam Observed	--
5/10/2021	0.01	3	Southeast	Good	Downstream	West Bay Shore St Crossing	Tan/Brown, Some Froth	4	--
5/11/2021	0.01	15	North	Good	Downstream	No Foam Observed	No Foam Observed	No Foam Observed	--
5/12/2021	0	13	East-Southeast	Good	Downstream	No Foam Observed	No Foam Observed	No Foam Observed	--
5/13/2021	0	3	East	Good	Downstream	West Bay Shore St Crossing	Tan/Brown, Some Froth	4	--
5/14/2021	0	12	South	Good	Downstream	No Foam Observed	No Foam Observed	No Foam Observed	--
5/15/2021	0	9	Southeast	Good	Downstream	No Foam Observed	No Foam Observed	No Foam Observed	--
5/16/2021	0.01	6	South-Southwest	Good	Downstream	No Foam Observed	No Foam Observed	No Foam Observed	--
5/17/2021	0	9	South	Good	Downstream	No Foam Observed	No Foam Observed	No Foam Observed	--
5/18/2021	0	12	Southeast	Good	Downstream	No Foam Observed	No Foam Observed	No Foam Observed	--
5/19/2021	0.45	5	South-Southeast	Good	Downstream	No Foam Observed	No Foam Observed	No Foam Observed	--
5/20/2021	0.01	4	South-Southwest	Good	Downstream	No Foam Observed	No Foam Observed	No Foam Observed	--
5/21/2021	0.03	6	South-Southeast	Good	Downstream	West Bay Shore St Crossing	Tan/Brown, Some Froth	3	--
5/22/2021	0.01	7	West-Northwest	Good	Downstream	No Foam Observed	No Foam Observed	No Foam Observed	--
5/23/2021	0.02	9	East-Northeast	Good	Downstream	No Foam Observed	No Foam Observed	No Foam Observed	--
5/24/2021	0.06	4.3	Southeast	Good	Downstream	No Foam Observed	No Foam Observed	No Foam Observed	--
5/25/2021	0.07	12	West-Southwest	Good	Downstream	No Foam Observed	No Foam Observed	No Foam Observed	--
5/26/2021	0	9	West-Northwest	Good	Downstream	No Foam Observed	No Foam Observed	No Foam Observed	--
5/27/2021	0.12	6	East-Northeast	Good	Downstream	No Foam Observed	No Foam Observed	No Foam Observed	--
5/28/2021	0	3	East-Southeast	Good	Downstream	No Foam Observed	No Foam Observed	No Foam Observed	--
5/29/2021	0	2.5	South-Southeast	Good	Downstream	No Foam Observed	No Foam Observed	No Foam Observed	--
5/30/2021	0	5	West-Southwest	Good	Downstream	No Foam Observed	No Foam Observed	No Foam Observed	--
5/31/2021	0.56	7	Southwest	Good	Downstream	No Foam Observed	No Foam Observed	No Foam Observed	--
6/1/2021	0.01	5	South-Southeast	Good	Downstream	No Foam Observed	No Foam Observed	No Foam Observed	--
6/2/2021	0.09	6	South	Good	Downstream	No Foam Observed	No Foam Observed	No Foam Observed	--
6/3/2021	0.01	5	West-Southwest	Good	Downstream	No Foam Observed	No Foam Observed	No Foam Observed	--
6/4/2021	0	2	Southwest	Good	Downstream	No Foam Observed	No Foam Observed	No Foam Observed	--
6/5/2021	0	9	Southwest	Good	Downstream	No Foam Observed	No Foam Observed	No Foam Observed	--

**Table 2**  
**Ditch B Inspection Summary**  
**Tyco Fire Products LP**  
**Marinette, Wisconsin**

Ditch B									
Date	Weather Conditions			Inspection Summary					
	Precipitation (inches)	Wind Speed (miles per hour)	Wind Direction	Boom Condition	Ditch Flow Observations	Foam Observation Location	Foam Description	Uncollapsed Foam Volume Collected (gal)	Comments
6/6/2021	0	9	South-Southwest	Good	Downstream	No Foam Observed	No Foam Observed	No Foam Observed	--
6/7/2021	0	6.5	South-Southeast	Good	Downstream	No Foam Observed	No Foam Observed	No Foam Observed	--
6/8/2021	0	6	South-Southeast	Good	Downstream	No Foam Observed	No Foam Observed	No Foam Observed	--
6/9/2021	0	6.5	East-Northeast	Good	Downstream	No Foam Observed	No Foam Observed	No Foam Observed	--
6/10/2021	0	5	East	Good	Downstream	No Foam Observed	No Foam Observed	No Foam Observed	--
6/11/2021	0	3.5	East-Northeast	Good	Downstream	No Foam Observed	No Foam Observed	No Foam Observed	--
6/12/2021	0	3.5	North-Northwest	Good	Downstream	No Foam Observed	No Foam Observed	No Foam Observed	--
6/13/2021	0.2	5	West-Northwest	Good	Downstream	No Foam Observed	No Foam Observed	No Foam Observed	--
6/14/2021	0	6.5	Northwest	Good	Downstream	No Foam Observed	No Foam Observed	No Foam Observed	--
6/15/2021	0	6.5	East-Southeast	Good	Downstream	No Foam Observed	No Foam Observed	No Foam Observed	--
6/16/2021	0	6	South	Good	Downstream	No Foam Observed	No Foam Observed	No Foam Observed	--
6/17/2021	0	10	Southwest	Good	Downstream	No Foam Observed	No Foam Observed	No Foam Observed	--
6/18/2021	0	7.5	West	Good	Downstream	No Foam Observed	No Foam Observed	No Foam Observed	--
6/19/2021	0	8	East	Good	Downstream	No Foam Observed	No Foam Observed	No Foam Observed	--
6/20/2021	0.06	5	East-Southeast	Good	Downstream	No Foam Observed	No Foam Observed	No Foam Observed	--
6/21/2021	0.16	12	North-Northwest	Good	Downstream	No Foam Observed	No Foam Observed	No Foam Observed	--
6/22/2021	0	6.5	Northeast	Good	Downstream	No Foam Observed	No Foam Observed	No Foam Observed	--
6/23/2021	0	4	Southwest	Good	Upstream	No Foam Observed	No Foam Observed	No Foam Observed	Wind pushing water upstream at mouth of ditch
6/24/2021	0.37	3	South	Good	Downstream	No Foam Observed	No Foam Observed	No Foam Observed	--
6/25/2021	0.01	1	South	Good	Downstream	No Foam Observed	No Foam Observed	No Foam Observed	--
6/26/2021	0	6	East-Northeast	Good	Downstream	No Foam Observed	No Foam Observed	No Foam Observed	--
6/27/2021	2.18	7	North	Good	Downstream	No Foam Observed	No Foam Observed	No Foam Observed	--
6/28/2021	0	3	West-Southwest	Good	Downstream	No Foam Observed	No Foam Observed	No Foam Observed	--
6/29/2021	0.71	5	West-Southwest	Good	Downstream	No Foam Observed	No Foam Observed	No Foam Observed	--
6/30/2021	0.74	1.5	South-Southwest	Good	Downstream	No Foam Observed	No Foam Observed	No Foam Observed	--
7/1/2021	0	6.5	East-Northeast	Good	Downstream	No Foam Observed	No Foam Observed	No Foam Observed	--
7/2/2021	0	4	South	Good	Downstream	No Foam Observed	No Foam Observed	No Foam Observed	--
7/3/2021	0	7	North-Northwest	Good	Downstream	No Foam Observed	No Foam Observed	No Foam Observed	--
7/4/2021	0	4	West-Southwest	Good	Downstream	No Foam Observed	No Foam Observed	No Foam Observed	--
7/5/2021	1.87	7	West	Good	Downstream	No Foam Observed	No Foam Observed	No Foam Observed	--
7/6/2021	0.39	8.5	East-Northeast	Good	Downstream	No Foam Observed	No Foam Observed	No Foam Observed	--
7/7/2021	0.73	10.5	Northeast	Good	Downstream	West Bay Shore St Crossing	Tan/Brown, Some Froth	2	--
7/8/2021	0	6.5	East-Northeast	Good	Downstream	West Bay Shore St Crossing	Tan, Some Froth	10	--
7/9/2021	0	5.7	South-Southeast	Good	Downstream	West Bay Shore St Crossing	Tan, Some Froth	5	--
7/10/2021	0	3.5	East	Good	Downstream	No Foam Observed	No Foam Observed	No Foam Observed	--
7/11/2021	0	5	Northeast	Good	Downstream	No Foam Observed	No Foam Observed	No Foam Observed	--
7/12/2021	0	6	Northeast	Good	Downstream	No Foam Observed	No Foam Observed	No Foam Observed	--
7/13/2021	0	3	Northwest	Good	Downstream	No Foam Observed	No Foam Observed	No Foam Observed	--
7/14/2021	0.75	3.5	West-Northwest	Good	Downstream	No Foam Observed	No Foam Observed	No Foam Observed	--
7/15/2021	0.22	8	North-Northwest	Good	Downstream	No Foam Observed	No Foam Observed	No Foam Observed	--
7/16/2021	0	5	East	Good	Downstream	No Foam Observed	No Foam Observed	No Foam Observed	--
7/17/2021	0	4	East-Northeast	Good	Downstream	No Foam Observed	No Foam Observed	No Foam Observed	--

**Table 2**  
**Ditch B Inspection Summary**  
**Tycos Fire Products LP**  
**Marinette, Wisconsin**

Ditch B									
Date	Weather Conditions			Inspection Summary					
	Precipitation (inches)	Wind Speed (miles per hour)	Wind Direction	Boom Condition	Ditch Flow Observations	Foam Observation Location	Foam Description	Uncollapsed Foam Volume Collected (gal)	Comments
7/18/2021	0	2	North-Northwest	Good	Downstream	No Foam Observed	No Foam Observed	No Foam Observed	--
7/19/2021	0	5	West-Northwest	Good	Downstream	No Foam Observed	No Foam Observed	No Foam Observed	--
7/20/2021	0	6	North	Good	Downstream	No Foam Observed	No Foam Observed	No Foam Observed	--
7/21/2021	0	4	East-Northeast	Good	Downstream	No Foam Observed	No Foam Observed	No Foam Observed	--
7/22/2021	0	3.5	South-Southwest	Good	Downstream	No Foam Observed	No Foam Observed	No Foam Observed	--
7/23/2021	0.86	4	East-Southeast	New	Downstream	No Foam Observed	No Foam Observed	No Foam Observed	--
7/24/2021	0.82	2	West-Northwest	Good	Downstream	No Foam Observed	No Foam Observed	No Foam Observed	--
7/25/2021	0	8	West-Northwest	Good	Downstream	No Foam Observed	No Foam Observed	No Foam Observed	--
7/26/2021	0.37	4	Southwest	Good	Downstream	No Foam Observed	No Foam Observed	No Foam Observed	--
7/27/2021	0.59	3	East-Southeast	Good	Downstream	No Foam Observed	No Foam Observed	No Foam Observed	--
7/28/2021	0.15	4	South	Good	Downstream	No Foam Observed	No Foam Observed	No Foam Observed	--
7/29/2021	0.01	7	Northeast	Good	Downstream	No Foam Observed	No Foam Observed	No Foam Observed	--
7/30/2021	0	4	East-Northeast	Good	Downstream	No Foam Observed	No Foam Observed	No Foam Observed	--
7/31/2021	0	4.5	North-Northwest	Good	Downstream	No Foam Observed	No Foam Observed	No Foam Observed	--
8/1/2021	0.00	2	East-Southeast	Good	Downstream	No Foam Observed	No Foam Observed	No Foam Observed	--
8/2/2021	0.00	2	North-Northwest	Good	Downstream	No Foam Observed	No Foam Observed	No Foam Observed	--
8/3/2021	0.00	3	Southwest	Good	Downstream	No Foam Observed	No Foam Observed	No Foam Observed	--
8/4/2021	0.00	2	West-Southwest	Good	Downstream	No Foam Observed	No Foam Observed	No Foam Observed	--
8/5/2021	0.00	5.3	Southwest	Good	Downstream	No Foam Observed	No Foam Observed	No Foam Observed	--
8/6/2021	0.00	3	South	Good	Downstream	No Foam Observed	No Foam Observed	No Foam Observed	--
8/7/2021	0.12	1	South-Southeast	Good	Downstream	No Foam Observed	No Foam Observed	No Foam Observed	--
8/8/2021	0.76	1	South	Good	Downstream	No Foam Observed	No Foam Observed	No Foam Observed	--
8/9/2021	0.01	5.7	Southeast	Good	Downstream	No Foam Observed	No Foam Observed	No Foam Observed	--
8/10/2021	0.32	1	Southwest	Good	Downstream	No Foam Observed	No Foam Observed	No Foam Observed	--
8/11/2021	0.27	5	Southwest	Good	Downstream	No Foam Observed	No Foam Observed	No Foam Observed	--
8/12/2021	0.00	6	South-Southwest	Good	Downstream	No Foam Observed	No Foam Observed	No Foam Observed	--
8/13/2021	0.00	1	Northwest	Good	Downstream	No Foam Observed	No Foam Observed	No Foam Observed	--
8/14/2021	0.00	4.5	South-Southeast	Good	Downstream	No Foam Observed	No Foam Observed	No Foam Observed	--
8/15/2021	0.00	3	Southwest	Good	No flow observed	No Foam Observed	No Foam Observed	No Foam Observed	--
8/16/2021	0.00	6	Southwest	Good	No flow observed	No Foam Observed	No Foam Observed	No Foam Observed	--
8/17/2021	0.00	7.3	Southwest	Good	No flow observed	No Foam Observed	No Foam Observed	No Foam Observed	--
8/18/2021	0.00	5	South-Southwest	Good	No flow observed	No Foam Observed	No Foam Observed	No Foam Observed	--
8/19/2021	0.00	4	South	Good	No flow observed	No Foam Observed	No Foam Observed	No Foam Observed	--
8/20/2021	0.00	3	Southeast	Good	No flow observed	No Foam Observed	No Foam Observed	No Foam Observed	--
8/21/2021	0.00	5.5	South-Southwest	Good	No flow observed	No Foam Observed	No Foam Observed	No Foam Observed	--
8/22/2021	0.00	1.5	North-Northeast	Good	No flow observed	No Foam Observed	No Foam Observed	No Foam Observed	--
8/23/2021	0.00	0	East-Southeast	Good	No flow observed	No Foam Observed	No Foam Observed	No Foam Observed	--
8/24/2021	0.07	2	West	Good	No flow observed	No Foam Observed	No Foam Observed	No Foam Observed	--
8/25/2021	0.01	3	Northwest	Good	No flow observed	No Foam Observed	No Foam Observed	No Foam Observed	--
8/26/2021	0.04	2	Northeast	Good	No flow observed	No Foam Observed	No Foam Observed	No Foam Observed	--
8/27/2021	1.23	1.5	East	Good	Downstream	No Foam Observed	No Foam Observed	No Foam Observed	--
8/28/2021	0.23	3	South-Southwest	Good	No flow observed	No Foam Observed	No Foam Observed	No Foam Observed	--
8/29/2021	0.13	6	South-Southwest	Good	No flow observed	No Foam Observed	No Foam Observed	No Foam Observed	--
8/30/2021	0.00	3	West	Good	No flow observed	No Foam Observed	No Foam Observed	No Foam Observed	--
8/31/2021	0	1.5	Northeast	Good	No flow observed	No Foam Observed	No Foam Observed	No Foam Observed	--

**Table 2**  
**Ditch B Inspection Summary**  
**Tyco Fire Products LP**  
**Marinette, Wisconsin**

Ditch B									
Date	Weather Conditions			Inspection Summary					
	Precipitation (inches)	Wind Speed (miles per hour)	Wind Direction	Boom Condition	Ditch Flow Observations	Foam Observation Location	Foam Description	Uncollapsed Foam Volume Collected (gal)	Comments
9/1/2021	0	4	Southeast	Good	No flow observed	No Foam Observed	No Foam Observed	No Foam Observed	--
9/2/2021	0	3	South-Southeast	Good	No flow observed	No Foam Observed	No Foam Observed	No Foam Observed	--
9/3/2021	0	2	South-Southwest	Good	No flow observed	No Foam Observed	No Foam Observed	No Foam Observed	--
9/4/2021	0.04	4	North-Northwest	Good	No flow observed	No Foam Observed	No Foam Observed	No Foam Observed	--
9/5/2021	0.01	6.5	West	Good	No flow observed	No Foam Observed	No Foam Observed	No Foam Observed	--
9/6/2021	0	3	South-Southwest	Good	No flow observed	No Foam Observed	No Foam Observed	No Foam Observed	--
<b>Total:</b>								<b>71</b>	

**Notes:**

Daily visual inspections of Ditch B began on 3/17/21

Booms were deployed at Ditch B on 3/19/21.

Foam volumes are approximate based on the visual observation at the time of collection

Yellow shaded = Foam Observed

**Table 3**  
**Ditch C (East Branch) Inspection Summary**  
**Tyco Fire Products LP**  
**Marinette, Wisconsin**

Ditch C (East Branch)									
Date	Weather Conditions			Inspection Summary					
	Precipitation (inches)	Wind Speed (miles per hour)	Wind Direction	Boom Condition	Ditch Flow Observations	Foam Observation Location	Foam Description	Uncollapsed Foam Volume Collected (gal)	Comments
3/17/2021	0.01	3	East	None	No flow observed	No Foam Observed	No Foam Observed	No Foam Observed	--
3/18/2021	0	12.3	Northeast	None	No flow observed	No Foam Observed	No Foam Observed	No Foam Observed	--
3/19/2021	0	4	Southeast	None	No flow observed	No Foam Observed	No Foam Observed	No Foam Observed	--
3/20/2021	0	8.5	Southwest	None	No flow observed	No Foam Observed	No Foam Observed	No Foam Observed	--
3/21/2021	0	10	South	None	No flow observed	No Foam Observed	No Foam Observed	No Foam Observed	--
3/22/2021	0	6	South-Southwest	None	No flow observed	No Foam Observed	No Foam Observed	No Foam Observed	--
3/23/2021	0.07	7	East-Northeast	None	No flow observed	No Foam Observed	No Foam Observed	No Foam Observed	--
3/24/2021	0.31	3	Southeast	None	No flow observed	No Foam Observed	No Foam Observed	No Foam Observed	--
3/25/2021	0	5	East-Northeast	None	No flow observed	No Foam Observed	No Foam Observed	No Foam Observed	--
3/26/2021	0	4.7	Southwest	None	No flow observed	No Foam Observed	No Foam Observed	No Foam Observed	--
3/27/2021	0	9	Southeast	None	No flow observed	No Foam Observed	No Foam Observed	No Foam Observed	--
3/28/2021	0.15	21	Northwest	None	No flow observed	No Foam Observed	No Foam Observed	No Foam Observed	--
3/29/2021	0	8	Southeast	None	No flow observed	No Foam Observed	No Foam Observed	No Foam Observed	--
3/30/2021	0	11	West	None	No flow observed	No Foam Observed	No Foam Observed	No Foam Observed	--
3/31/2021	0	7	West-Northwest	None	No flow observed	No Foam Observed	No Foam Observed	No Foam Observed	--
4/1/2021	0	9	North-Northwest	New	No flow observed	No Foam Observed	No Foam Observed	No Foam Observed	--
4/2/2021	0	4.5	Southwest	Good	No flow observed	No Foam Observed	No Foam Observed	No Foam Observed	--
4/3/2021	0	5	West-Northwest	Good	No flow observed	No Foam Observed	No Foam Observed	No Foam Observed	--
4/4/2021	0	3.5	South-Southeast	Good	No flow observed	No Foam Observed	No Foam Observed	No Foam Observed	--
4/5/2021	0	6.3	Southeast	Good	No flow observed	No Foam Observed	No Foam Observed	No Foam Observed	--
4/6/2021	0.04	5	Southeast	Good	No flow observed	No Foam Observed	No Foam Observed	No Foam Observed	--
4/7/2021	0	5	Northeast	Good	No flow observed	No Foam Observed	No Foam Observed	No Foam Observed	--
4/8/2021	0.14	4.5	Northeast	Good	No flow observed	No Foam Observed	No Foam Observed	No Foam Observed	--
4/9/2021	0.03	5.5	Southeast	Good	Upstream at mouth of creek	West Bay Shore St Crossing	White, Frothy	2	Foam on bay side of boom
4/10/2021	0.16	1.5	Northwest	Good	No flow observed	No Foam Observed	No Foam Observed	No Foam Observed	--
4/11/2021	0.32	3.5	North	Good	No flow observed	No Foam Observed	No Foam Observed	No Foam Observed	--
4/12/2021	0.11	2	Northeast	Good	No flow observed	No Foam Observed	No Foam Observed	No Foam Observed	--
4/13/2021	0.01	9.3	West-Southwest	Good	No flow observed	No Foam Observed	No Foam Observed	No Foam Observed	--
4/14/2021	0.15	4.5	West-Southwest	Good	No flow observed	No Foam Observed	No Foam Observed	No Foam Observed	--
4/15/2021	0.04	10.5	North-Northeast	Good	No flow observed	No Foam Observed	No Foam Observed	No Foam Observed	--
4/16/2021	0.04	4	Northwest	Good	No flow observed	No Foam Observed	No Foam Observed	No Foam Observed	--
4/17/2021	0	5	East	Good	No flow observed	No Foam Observed	No Foam Observed	No Foam Observed	--
4/18/2021	0	5	South	Good	No flow observed	No Foam Observed	No Foam Observed	No Foam Observed	--
4/19/2021	0	12	Northwest	Good	No flow observed	No Foam Observed	No Foam Observed	No Foam Observed	--
4/20/2021	0	3.3	East	Good	No flow observed	No Foam Observed	No Foam Observed	No Foam Observed	--
4/21/2021	0	6	South	Good	Upstream at mouth	No Foam Observed	No Foam Observed	No Foam Observed	--
4/22/2021	0	7	Southwest	Good	No flow observed	No Foam Observed	No Foam Observed	No Foam Observed	--
4/23/2021	0	12	West	Good	No flow observed	No Foam Observed	No Foam Observed	No Foam Observed	--
4/24/2021	0.03	5	Southeast	Good	No flow observed	No Foam Observed	No Foam Observed	No Foam Observed	--
4/25/2021	0	9.5	North-Northeast	Good	No flow observed	No Foam Observed	No Foam Observed	No Foam Observed	--
4/26/2021	0.13	7	East-Southeast	Good	water pushing in at mouth	No Foam Observed	No Foam Observed	No Foam Observed	--
4/27/2021	0.69	8	East	Good	Downstream	No Foam Observed	No Foam Observed	No Foam Observed	--
4/28/2021	0.4	9	North-Northeast	Good	No flow observed	No Foam Observed	No Foam Observed	No Foam Observed	--
4/29/2021	0.09	8	West-Northwest	Good	No flow observed	No Foam Observed	No Foam Observed	No Foam Observed	--



**Table 3**  
**Ditch C (East Branch) Inspection Summary**  
**Tyco Fire Products LP**  
**Marinette, Wisconsin**

Ditch C (East Branch)									
Date	Weather Conditions			Inspection Summary					
	Precipitation (inches)	Wind Speed (miles per hour)	Wind Direction	Boom Condition	Ditch Flow Observations	Foam Observation Location	Foam Description	Uncollapsed Foam Volume Collected (gal)	Comments
4/30/2021	0.02	11	North	Good	No flow observed	No Foam Observed	No Foam Observed	No Foam Observed	--
5/1/2021	0	7	South-Southwest	Good	No flow observed	No Foam Observed	No Foam Observed	No Foam Observed	--
5/2/2021	0.08	6	Northeast	Good	No flow observed	No Foam Observed	No Foam Observed	No Foam Observed	--
5/3/2021	0.38	5.7	North-Northeast	Good	No flow observed	No Foam Observed	No Foam Observed	No Foam Observed	--
5/4/2021	0.01	10.5	North-Northwest	Good	No flow observed	No Foam Observed	No Foam Observed	No Foam Observed	--
5/5/2021	0	10	Southeast	Good	No flow observed	No Foam Observed	No Foam Observed	No Foam Observed	--
5/6/2021	0	2	West	Good	No flow observed	No Foam Observed	No Foam Observed	No Foam Observed	--
5/7/2021	0.11	4.5	East-Northeast	Good	No flow observed	No Foam Observed	No Foam Observed	No Foam Observed	--
5/8/2021	0	4	North	Good	No flow observed	No Foam Observed	No Foam Observed	No Foam Observed	--
5/9/2021	0	9	East-Southeast	Good	No flow observed	No Foam Observed	No Foam Observed	No Foam Observed	--
5/10/2021	0.01	3	Southeast	Good	No flow observed	No Foam Observed	No Foam Observed	No Foam Observed	--
5/11/2021	0.01	15	North	Good	No flow observed	No Foam Observed	No Foam Observed	No Foam Observed	--
5/12/2021	0	13	East-Southeast	Good	No flow observed	No Foam Observed	No Foam Observed	No Foam Observed	--
5/13/2021	0	3	East	Good	No flow observed	No Foam Observed	No Foam Observed	No Foam Observed	--
5/14/2021	0	12	South	Good	No flow observed	No Foam Observed	No Foam Observed	No Foam Observed	--
5/15/2021	0	9	Southeast	Good	No flow observed	No Foam Observed	No Foam Observed	No Foam Observed	--
5/16/2021	0.01	6	South-Southwest	Good	No flow observed	No Foam Observed	No Foam Observed	No Foam Observed	--
5/17/2021	0	9	South	Good	No flow observed	No Foam Observed	No Foam Observed	No Foam Observed	--
5/18/2021	0	12	Southeast	Good	No flow observed	No Foam Observed	No Foam Observed	No Foam Observed	--
5/19/2021	0.45	5	South-Southeast	Good	No flow observed	No Foam Observed	No Foam Observed	No Foam Observed	--
5/20/2021	0.01	4	South-Southwest	Good	No flow observed	No Foam Observed	No Foam Observed	No Foam Observed	--
5/21/2021	0.03	6	South-Southeast	Good	No flow observed	No Foam Observed	No Foam Observed	No Foam Observed	--
5/22/2021	0.01	7	West-Northwest	Good	No flow observed	No Foam Observed	No Foam Observed	No Foam Observed	--
5/23/2021	0.02	9	East-Northeast	Good	No flow observed	No Foam Observed	No Foam Observed	No Foam Observed	--
5/24/2021	0.06	4.3	Southeast	Good	No flow observed	No Foam Observed	No Foam Observed	No Foam Observed	--
5/25/2021	0.07	12	West-Southwest	Good	No flow observed	No Foam Observed	No Foam Observed	No Foam Observed	--
5/26/2021	0	9	West-Northwest	Good	No flow observed	No Foam Observed	No Foam Observed	No Foam Observed	--
5/27/2021	0.12	6	East-Northeast	Good	No flow observed	No Foam Observed	No Foam Observed	No Foam Observed	--
5/28/2021	0	3	East-Southeast	Good	Downstream	No Foam Observed	No Foam Observed	No Foam Observed	--
5/29/2021	0	2.5	South-Southeast	Good	No flow observed	No Foam Observed	No Foam Observed	No Foam Observed	--
5/30/2021	0	5	West-Southwest	Good	No flow observed	No Foam Observed	No Foam Observed	No Foam Observed	--
5/31/2021	0.56	7	Southwest	Good	No flow observed	No Foam Observed	No Foam Observed	No Foam Observed	--
6/1/2021	0.01	5	South-Southeast	Good	No flow observed	No Foam Observed	No Foam Observed	No Foam Observed	--
6/2/2021	0.09	6	South	Good	No flow observed	No Foam Observed	No Foam Observed	No Foam Observed	--
6/3/2021	0.01	5	West-Southwest	Good	No flow observed	No Foam Observed	No Foam Observed	No Foam Observed	--
6/4/2021	0	2	Southwest	Good	No flow observed	No Foam Observed	No Foam Observed	No Foam Observed	--
6/5/2021	0	9	Southwest	Good	No flow observed	No Foam Observed	No Foam Observed	No Foam Observed	--
6/6/2021	0	9	South-Southwest	Good	No flow observed	No Foam Observed	No Foam Observed	No Foam Observed	--
6/7/2021	0	6.5	South-Southeast	Good	No flow observed	No Foam Observed	No Foam Observed	No Foam Observed	--
6/8/2021	0	6	South-Southeast	Good	No flow observed	No Foam Observed	No Foam Observed	No Foam Observed	--
6/9/2021	0	6.5	East-Northeast	Good	No flow observed	No Foam Observed	No Foam Observed	No Foam Observed	--
6/10/2021	0	5	East	Good	No flow observed	No Foam Observed	No Foam Observed	No Foam Observed	--
6/11/2021	0	3.5	East-Northeast	Good	No flow observed	No Foam Observed	No Foam Observed	No Foam Observed	--
6/12/2021	0	3.5	North-Northwest	Good	No flow observed	No Foam Observed	No Foam Observed	No Foam Observed	--
6/13/2021	0.2	5	West-Northwest	Good	No flow observed	No Foam Observed	No Foam Observed	No Foam Observed	--

**Table 3**  
**Ditch C (East Branch) Inspection Summary**  
**Tyco Fire Products LP**  
**Marinette, Wisconsin**

Ditch C (East Branch)									
Date	Weather Conditions			Inspection Summary					
	Precipitation (inches)	Wind Speed (miles per hour)	Wind Direction	Boom Condition	Ditch Flow Observations	Foam Observation Location	Foam Description	Uncollapsed Foam Volume Collected (gal)	Comments
6/14/2021	0	6.5	Northwest	Good	No flow observed	No Foam Observed	No Foam Observed	No Foam Observed	--
6/15/2021	0	6.5	East-Southeast	Good	No flow observed	No Foam Observed	No Foam Observed	No Foam Observed	--
6/16/2021	0	6	South	Good	No flow observed	No Foam Observed	No Foam Observed	No Foam Observed	--
6/17/2021	0	10	Southwest	Good	No flow observed	No Foam Observed	No Foam Observed	No Foam Observed	--
6/18/2021	0	7.5	West	Good	No flow observed	No Foam Observed	No Foam Observed	No Foam Observed	--
6/19/2021	0	8	East	Good	Downstream	No Foam Observed	No Foam Observed	No Foam Observed	--
6/20/2021	0.06	5	East-Southeast	Good	No flow observed	No Foam Observed	No Foam Observed	No Foam Observed	--
6/21/2021	0.16	12	North-Northwest	Good	Downstream	No Foam Observed	No Foam Observed	No Foam Observed	--
6/22/2021	0	6.5	Northeast	Good	No flow observed	No Foam Observed	No Foam Observed	No Foam Observed	--
6/23/2021	0	4	Southwest	Good	No flow observed	No Foam Observed	No Foam Observed	No Foam Observed	--
6/24/2021	0.37	3	South	Good	Downstream	No Foam Observed	No Foam Observed	No Foam Observed	--
6/25/2021	0.01	1	South	Good	No flow observed	No Foam Observed	No Foam Observed	No Foam Observed	--
6/26/2021	0	6	East-Northeast	Good	Downstream	No Foam Observed	No Foam Observed	No Foam Observed	--
6/27/2021	2.18	7	North	Good	Downstream	No Foam Observed	No Foam Observed	No Foam Observed	--
6/28/2021	0	3	West-Southwest	Good	No flow observed	No Foam Observed	No Foam Observed	No Foam Observed	--
6/29/2021	0.71	5	West-Southwest	Good	No flow observed	No Foam Observed	No Foam Observed	No Foam Observed	--
6/30/2021	0.74	1.5	South-Southwest	Good	No flow observed	No Foam Observed	No Foam Observed	No Foam Observed	--
7/1/2021	0	6.5	East-Northeast	Good	No flow observed	No Foam Observed	No Foam Observed	No Foam Observed	--
7/2/2021	0	4	South	Good	No flow observed	No Foam Observed	No Foam Observed	No Foam Observed	--
7/3/2021	0	7	North-Northwest	Good	No flow observed	No Foam Observed	No Foam Observed	No Foam Observed	--
7/4/2021	0	4	West-Southwest	Good	No flow observed	No Foam Observed	No Foam Observed	No Foam Observed	--
7/5/2021	1.87	7	West	Good	No flow observed	No Foam Observed	No Foam Observed	No Foam Observed	--
7/6/2021	0.39	8.5	East-Northeast	Good	No flow observed	No Foam Observed	No Foam Observed	No Foam Observed	--
7/7/2021	0.73	10.5	Northeast	Good	Pushing upstream at mouth of ditch	No Foam Observed	No Foam Observed	No Foam Observed	--
7/8/2021	0	6.5	East-Northeast	Good	No flow observed	No Foam Observed	No Foam Observed	No Foam Observed	--
7/9/2021	0	5.7	South-Southeast	Good	No flow observed	No Foam Observed	No Foam Observed	No Foam Observed	--
7/10/2021	0	3.5	East	Good	No flow observed	No Foam Observed	No Foam Observed	No Foam Observed	--
7/11/2021	0	5	Northeast	Good	No flow observed	No Foam Observed	No Foam Observed	No Foam Observed	--
7/12/2021	0	6	Northeast	Good	No flow observed	No Foam Observed	No Foam Observed	No Foam Observed	--
7/13/2021	0	3	Northwest	Good	No flow observed	No Foam Observed	No Foam Observed	No Foam Observed	--
7/14/2021	0.75	3.5	West-Northwest	Good	No flow observed	No Foam Observed	No Foam Observed	No Foam Observed	--
7/15/2021	0.22	8	North-Northwest	Good	No flow observed	No Foam Observed	No Foam Observed	No Foam Observed	--
7/16/2021	0	5	East	Good	No flow observed	No Foam Observed	No Foam Observed	No Foam Observed	--
7/17/2021	0	4	East-Northeast	Good	No flow observed	No Foam Observed	No Foam Observed	No Foam Observed	--
7/18/2021	0	2	North-Northwest	Good	No flow observed	No Foam Observed	No Foam Observed	No Foam Observed	--
7/19/2021	0	5	West-Northwest	Good	No flow observed	No Foam Observed	No Foam Observed	No Foam Observed	--
7/20/2021	0	6	North	Good	No flow observed	No Foam Observed	No Foam Observed	No Foam Observed	--
7/21/2021	0	4	East-Northeast	Good	No flow observed	No Foam Observed	No Foam Observed	No Foam Observed	--
7/22/2021	0	3.5	South-Southwest	Good	No flow observed	No Foam Observed	No Foam Observed	No Foam Observed	--
7/23/2021	0.86	4	East-Southeast	Good	No flow observed	No Foam Observed	No Foam Observed	No Foam Observed	--
7/24/2021	0.82	2	West-Northwest	Good	No flow observed	No Foam Observed	No Foam Observed	No Foam Observed	--
7/25/2021	0	8	West-Northwest	Good	No flow observed	No Foam Observed	No Foam Observed	No Foam Observed	--
7/26/2021	0.37	4	Southwest	Good	No flow observed	No Foam Observed	No Foam Observed	No Foam Observed	--
7/27/2021	0.59	3	East-Southeast	Good	Downstream	No Foam Observed	No Foam Observed	No Foam Observed	--

**Table 3**  
**Ditch C (East Branch) Inspection Summary**  
**Tyco Fire Products LP**  
**Marinette, Wisconsin**

Ditch C (East Branch)									
Date	Weather Conditions			Inspection Summary					
	Precipitation (inches)	Wind Speed (miles per hour)	Wind Direction	Boom Condition	Ditch Flow Observations	Foam Observation Location	Foam Description	Uncollapsed Foam Volume Collected (gal)	Comments
7/28/2021	0.15	4	South	Good	Pushing upstream at mouth of creek	No Foam Observed	No Foam Observed	No Foam Observed	--
7/29/2021	0.01	7	Northeast	Good	No flow observed	No Foam Observed	No Foam Observed	No Foam Observed	--
7/30/2021	0	4	East-Northeast	Good	No flow observed	No Foam Observed	No Foam Observed	No Foam Observed	--
7/31/2021	0	4.5	North-Northwest	Good	No flow observed	No Foam Observed	No Foam Observed	No Foam Observed	--
8/1/2021	0.00	2	East-Southeast	Good	No flow observed	No Foam Observed	No Foam Observed	No Foam Observed	--
8/2/2021	0.00	2	North-Northwest	Good	No flow observed	No Foam Observed	No Foam Observed	No Foam Observed	--
8/3/2021	0.00	3	Southwest	Good	No flow observed	No Foam Observed	No Foam Observed	No Foam Observed	--
8/4/2021	0.00	2	West-Southwest	Good	No flow observed	No Foam Observed	No Foam Observed	No Foam Observed	--
8/5/2021	0.00	5.3	Southwest	Good	No flow observed	No Foam Observed	No Foam Observed	No Foam Observed	--
8/6/2021	0.00	3	South	Good	No flow observed	No Foam Observed	No Foam Observed	No Foam Observed	--
8/7/2021	0.12	1	South-Southeast	Good	No flow observed	No Foam Observed	No Foam Observed	No Foam Observed	--
8/8/2021	0.76	1	South	Good	No flow observed	No Foam Observed	No Foam Observed	No Foam Observed	--
8/9/2021	0.01	5.7	Southeast	Good	No flow observed	No Foam Observed	No Foam Observed	No Foam Observed	--
8/10/2021	0.32	1	Southwest	Good	No flow observed	No Foam Observed	No Foam Observed	No Foam Observed	--
8/11/2021	0.27	5	Southwest	Good	No flow observed	No Foam Observed	No Foam Observed	No Foam Observed	--
8/12/2021	0.00	6	South-Southwest	Good	No flow observed	No Foam Observed	No Foam Observed	No Foam Observed	--
8/13/2021	0.00	1	Northwest	Good	No flow observed	No Foam Observed	No Foam Observed	No Foam Observed	--
8/14/2021	0.00	4.5	South-Southeast	Good	No flow observed	No Foam Observed	No Foam Observed	No Foam Observed	--
8/15/2021	0.00	3	Southwest	Good	No flow observed	No Foam Observed	No Foam Observed	No Foam Observed	--
8/16/2021	0.00	6	Southwest	Good	No flow observed	No Foam Observed	No Foam Observed	No Foam Observed	--
8/17/2021	0.00	7.3	Southwest	Good	No flow observed	No Foam Observed	No Foam Observed	No Foam Observed	--
8/18/2021	0.00	5	South-Southwest	Good	No flow observed	No Foam Observed	No Foam Observed	No Foam Observed	--
8/19/2021	0.00	4	South	Good	No flow observed	No Foam Observed	No Foam Observed	No Foam Observed	--
8/20/2021	0.00	3	Southeast	Good	No flow observed	No Foam Observed	No Foam Observed	No Foam Observed	--
8/21/2021	0.00	5.5	South-Southwest	Good	No flow observed	No Foam Observed	No Foam Observed	No Foam Observed	--
8/22/2021	0.00	1.5	North-Northeast	Good	No flow observed	No Foam Observed	No Foam Observed	No Foam Observed	--
8/23/2021	0.00	0	East-Southeast	Good	No flow observed	No Foam Observed	No Foam Observed	No Foam Observed	--
8/24/2021	0.07	2	West	Good	No flow observed	No Foam Observed	No Foam Observed	No Foam Observed	--
8/25/2021	0.01	3	Northwest	Good	No flow observed	No Foam Observed	No Foam Observed	No Foam Observed	--
8/26/2021	0.04	2	Northeast	Good	No flow observed	No Foam Observed	No Foam Observed	No Foam Observed	--
8/27/2021	1.23	1.5	East	Good	Downstream	No Foam Observed	No Foam Observed	No Foam Observed	--
8/28/2021	0.23	3	South-Southwest	Good	No flow observed	No Foam Observed	No Foam Observed	No Foam Observed	--
8/29/2021	0.13	6	South-Southwest	Good	No flow observed	No Foam Observed	No Foam Observed	No Foam Observed	--
8/30/2021	0.00	3	West	Good	No flow observed	No Foam Observed	No Foam Observed	No Foam Observed	--
8/31/2021	0	1.5	Northeast	Good	No flow observed	No Foam Observed	No Foam Observed	No Foam Observed	--
9/1/2021	0	4	Southeast	Good	No flow observed	No Foam Observed	No Foam Observed	No Foam Observed	--
9/2/2021	0	3	South-Southeast	Good	No flow observed	No Foam Observed	No Foam Observed	No Foam Observed	--
9/3/2021	0	2	South-Southwest	Good	No flow observed	No Foam Observed	No Foam Observed	No Foam Observed	--
9/4/2021	0.04	4	North-Northwest	Good	No flow observed	No Foam Observed	No Foam Observed	No Foam Observed	--
9/5/2021	0.01	6.5	West	Good	No flow observed	No Foam Observed	No Foam Observed	No Foam Observed	--
9/6/2021	0	3	South-Southwest	Good	No flow observed	No Foam Observed	No Foam Observed	No Foam Observed	--
<b>Total:</b>								<b>2</b>	

**Notes:**  
Daily visual inspections of Ditch C began on 3/17/21  
Booms were deployed at Ditch C on 4/1/21.

Foam volumes are approximate based on the visual observation at the time of collection  
Yellow shaded = Foam Observed

**Table 4**  
**Ditch C (Southwest Branch) Inspection Summary**  
**Tyco Fire Products LP**  
**Marinette, Wisconsin**

Ditch C (Southwest Branch)									
Date	Weather Conditions			Inspection Summary					
	Precipitation (inches)	Wind Speed (miles per hour)	Wind Direction	Boom Condition	Ditch Flow Observations	Foam Observation Location	Foam Description	Uncollapsed Foam Volume Collected (gal)	Comments
3/17/2021	0.01	3	East	None	No flow observed	No Foam Observed	No Foam Observed	No Foam Observed	Ice upstream.
3/18/2021	0	12.3	Northeast	None	No flow observed	No Foam Observed	No Foam Observed	No Foam Observed	Very low water level. Ice upstream.
3/19/2021	0	4	Southeast	None	No flow observed	No Foam Observed	No Foam Observed	No Foam Observed	Very low water level. Ice upstream.
3/20/2021	0	8.5	Southwest	None	No flow observed	No Foam Observed	No Foam Observed	No Foam Observed	Very low water level
3/21/2021	0	10	South	None	No flow observed	No Foam Observed	No Foam Observed	No Foam Observed	Very low water level
3/22/2021	0	6	South-Southwest	None	No flow observed	No Foam Observed	No Foam Observed	No Foam Observed	Very low water level
3/23/2021	0.07	7	East-Northeast	None	No flow observed	No Foam Observed	No Foam Observed	No Foam Observed	Very low water level
3/24/2021	0.31	3	Southeast	None	No flow observed	No Foam Observed	No Foam Observed	No Foam Observed	--
3/25/2021	0	5	East-Northeast	None	No flow observed	No Foam Observed	No Foam Observed	No Foam Observed	--
3/26/2021	0	4.7	Southwest	None	No flow observed	No Foam Observed	No Foam Observed	No Foam Observed	--
3/27/2021	0	9	Southeast	None	No flow observed	No Foam Observed	No Foam Observed	No Foam Observed	--
3/28/2021	0.15	21	Northwest	None	No flow observed	No Foam Observed	No Foam Observed	No Foam Observed	--
3/29/2021	0	8	Southeast	None	No flow observed	No Foam Observed	No Foam Observed	No Foam Observed	--
3/30/2021	0	11	West	None	No flow observed	No Foam Observed	No Foam Observed	No Foam Observed	--
3/31/2021	0	7	West-Northwest	None	No flow observed	No Foam Observed	No Foam Observed	No Foam Observed	--
4/1/2021	0	9	North-Northwest	New	No flow observed	No Foam Observed	No Foam Observed	No Foam Observed	Very low water level
4/2/2021	0	4.5	Southwest	Good	No flow observed	No Foam Observed	No Foam Observed	No Foam Observed	--
4/3/2021	0	5	West-Northwest	Good	No flow observed	No Foam Observed	No Foam Observed	No Foam Observed	--
4/4/2021	0	3.5	South-Southeast	Good	No flow observed	No Foam Observed	No Foam Observed	No Foam Observed	--
4/5/2021	0	6.3	Southeast	Good	No flow observed	No Foam Observed	No Foam Observed	No Foam Observed	--
4/6/2021	0.04	5	Southeast	Good	No flow observed	No Foam Observed	No Foam Observed	No Foam Observed	--
4/7/2021	0	5	Northeast	Good	No flow observed	No Foam Observed	No Foam Observed	No Foam Observed	--
4/8/2021	0.14	4.5	Northeast	Good	No flow observed	No Foam Observed	No Foam Observed	No Foam Observed	--
4/9/2021	0.03	5.5	Southeast	Good	No flow observed	No Foam Observed	No Foam Observed	No Foam Observed	--
4/10/2021	0.16	1.5	Northwest	Good	No flow observed	No Foam Observed	No Foam Observed	No Foam Observed	--
4/11/2021	0.32	3.5	North	Good	No flow observed	No Foam Observed	No Foam Observed	No Foam Observed	--
4/12/2021	0.11	2	Northeast	Good	No flow observed	No Foam Observed	No Foam Observed	No Foam Observed	--
4/13/2021	0.01	9.3	West-Southwest	Good	No flow observed	No Foam Observed	No Foam Observed	No Foam Observed	Very low water level
4/14/2021	0.15	4.5	West-Southwest	Good	No flow observed	No Foam Observed	No Foam Observed	No Foam Observed	--
4/15/2021	0.04	10.5	North-Northeast	Good	No flow observed	No Foam Observed	No Foam Observed	No Foam Observed	--
4/16/2021	0.04	4	Northwest	Good	No flow observed	No Foam Observed	No Foam Observed	No Foam Observed	Very low water level
4/17/2021	0	5	East	Good	No flow observed	No Foam Observed	No Foam Observed	No Foam Observed	--
4/18/2021	0	5	South	Good	No flow observed	No Foam Observed	No Foam Observed	No Foam Observed	--
4/19/2021	0	12	Northwest	Good	No flow observed	No Foam Observed	No Foam Observed	No Foam Observed	--
4/20/2021	0	3.3	East	Good	No flow observed	No Foam Observed	No Foam Observed	No Foam Observed	--
4/21/2021	0	6	South	Good	No flow observed	No Foam Observed	No Foam Observed	No Foam Observed	--

**Table 4**  
**Ditch C (Southwest Branch) Inspection Summary**  
**Tyco Fire Products LP**  
**Marinette, Wisconsin**

Ditch C (Southwest Branch)									
Date	Weather Conditions			Inspection Summary					
	Precipitation (inches)	Wind Speed (miles per hour)	Wind Direction	Boom Condition	Ditch Flow Observations	Foam Observation Location	Foam Description	Uncollapsed Foam Volume Collected (gal)	Comments
4/22/2021	0	7	Southwest	Good	No flow observed	No Foam Observed	No Foam Observed	No Foam Observed	--
4/23/2021	0	12	West	Good	No flow observed	No Foam Observed	No Foam Observed	No Foam Observed	--
4/24/2021	0.03	5	Southeast	Good	No flow observed	No Foam Observed	No Foam Observed	No Foam Observed	--
4/25/2021	0	9.5	North-Northeast	Good	No flow observed	No Foam Observed	No Foam Observed	No Foam Observed	--
4/26/2021	0.13	7	East-Southeast	Good	No flow observed	No Foam Observed	No Foam Observed	No Foam Observed	--
4/27/2021	0.69	8	East	Good	Downstream	No Foam Observed	No Foam Observed	No Foam Observed	--
4/28/2021	0.4	9	North-Northeast	Good	Downstream	No Foam Observed	No Foam Observed	No Foam Observed	--
4/29/2021	0.09	8	West-Northwest	Good	No flow observed	No Foam Observed	No Foam Observed	No Foam Observed	--
4/30/2021	0.02	11	North	Good	No flow observed	No Foam Observed	No Foam Observed	No Foam Observed	--
5/1/2021	0	7	South-Southwest	Good	No flow observed	No Foam Observed	No Foam Observed	No Foam Observed	--
5/2/2021	0.08	6	Northeast	Good	No flow observed	No Foam Observed	No Foam Observed	No Foam Observed	--
5/3/2021	0.38	5.7	North-Northeast	Good	No flow observed	No Foam Observed	No Foam Observed	No Foam Observed	--
5/4/2021	0.01	10.5	North-Northwest	Good	No flow observed	No Foam Observed	No Foam Observed	No Foam Observed	--
5/5/2021	0	10	Southeast	Good	No flow observed	No Foam Observed	No Foam Observed	No Foam Observed	--
5/6/2021	0	2	West	Good	No flow observed	No Foam Observed	No Foam Observed	No Foam Observed	--
5/7/2021	0.11	4.5	East-Northeast	Good	No flow observed	No Foam Observed	No Foam Observed	No Foam Observed	--
5/8/2021	0	4	North	Good	No flow observed	No Foam Observed	No Foam Observed	No Foam Observed	--
5/9/2021	0	9	East-Southeast	Good	No flow observed	No Foam Observed	No Foam Observed	No Foam Observed	--
5/10/2021	0.01	3	Southeast	Good	No flow observed	No Foam Observed	No Foam Observed	No Foam Observed	Very low water level
5/11/2021	0.01	15	North	Good	No flow observed	No Foam Observed	No Foam Observed	No Foam Observed	Very low water level
5/12/2021	0	13	East-Southeast	Good	No flow observed	No Foam Observed	No Foam Observed	No Foam Observed	Very low water level
5/13/2021	0	3	East	Good	No flow observed	No Foam Observed	No Foam Observed	No Foam Observed	--
5/14/2021	0	12	South	Good	No flow observed	No Foam Observed	No Foam Observed	No Foam Observed	--
5/15/2021	0	9	Southeast	Good	No flow observed	No Foam Observed	No Foam Observed	No Foam Observed	--
5/16/2021	0.01	6	South-Southwest	Good	No flow observed	No Foam Observed	No Foam Observed	No Foam Observed	--
5/17/2021	0	9	South	Good	No flow observed	No Foam Observed	No Foam Observed	No Foam Observed	--
5/18/2021	0	12	Southeast	Good	No flow observed	No Foam Observed	No Foam Observed	No Foam Observed	--
5/19/2021	0.45	5	South-Southeast	Good	No flow observed	No Foam Observed	No Foam Observed	No Foam Observed	--
5/20/2021	0.01	4	South-Southwest	Good	No flow observed	No Foam Observed	No Foam Observed	No Foam Observed	--
5/21/2021	0.03	6	South-Southeast	Good	No flow observed	No Foam Observed	No Foam Observed	No Foam Observed	Very low water level
5/22/2021	0.01	7	West-Northwest	Good	No flow observed	No Foam Observed	No Foam Observed	No Foam Observed	--
5/23/2021	0.02	9	East-Northeast	Good	No flow observed	No Foam Observed	No Foam Observed	No Foam Observed	--
5/24/2021	0.06	4.3	Southeast	Good	No flow observed	No Foam Observed	No Foam Observed	No Foam Observed	--
5/25/2021	0.07	12	West-Southwest	Good	No flow observed	No Foam Observed	No Foam Observed	No Foam Observed	--
5/26/2021	0	9	West-Northwest	Good	No flow observed	No Foam Observed	No Foam Observed	No Foam Observed	--
5/27/2021	0.12	6	East-Northeast	Good	No flow observed	No Foam Observed	No Foam Observed	No Foam Observed	--
5/28/2021	0	3	East-Southeast	Good	No flow observed	No Foam Observed	No Foam Observed	No Foam Observed	--
5/29/2021	0	2.5	South-Southeast	Good	No flow observed	No Foam Observed	No Foam Observed	No Foam Observed	--
5/30/2021	0	5	West-Southwest	Good	No flow observed	No Foam Observed	No Foam Observed	No Foam Observed	--
5/31/2021	0.56	7	Southwest	Good	No flow observed	No Foam Observed	No Foam Observed	No Foam Observed	--
6/1/2021	0.01	5	South-Southeast	Good	No flow observed	No Foam Observed	No Foam Observed	No Foam Observed	--
6/2/2021	0.09	6	South	Good	No flow observed	No Foam Observed	No Foam Observed	No Foam Observed	--

**Table 4**  
**Ditch C (Southwest Branch) Inspection Summary**  
**Tyco Fire Products LP**  
**Marinette, Wisconsin**

Ditch C (Southwest Branch)									
Date	Weather Conditions			Inspection Summary					
	Precipitation (inches)	Wind Speed (miles per hour)	Wind Direction	Boom Condition	Ditch Flow Observations	Foam Observation Location	Foam Description	Uncollapsed Foam Volume Collected (gal)	Comments
6/3/2021	0.01	5	West-Southwest	Good	No flow observed	No Foam Observed	No Foam Observed	No Foam Observed	--
6/4/2021	0	2	Southwest	Good	No flow observed	No Foam Observed	No Foam Observed	No Foam Observed	--
6/5/2021	0	9	Southwest	Good	No flow observed	No Foam Observed	No Foam Observed	No Foam Observed	--
6/6/2021	0	9	South-Southwest	Good	No flow observed	No Foam Observed	No Foam Observed	No Foam Observed	--
6/7/2021	0	6.5	South-Southeast	Good	No water at boom	No Foam Observed	No Foam Observed	No Foam Observed	--
6/8/2021	0	6	South-Southeast	Good	No water at boom	No Foam Observed	No Foam Observed	No Foam Observed	--
6/9/2021	0	6.5	East-Northeast	Good	No water at boom	No Foam Observed	No Foam Observed	No Foam Observed	--
6/10/2021	0	5	East	Good	No flow observed	No Foam Observed	No Foam Observed	No Foam Observed	--
6/11/2021	0	3.5	East-Northeast	Good	No flow observed	No Foam Observed	No Foam Observed	No Foam Observed	--
6/12/2021	0	3.5	North-Northwest	Good	No flow observed	No Foam Observed	No Foam Observed	No Foam Observed	--
6/13/2021	0.2	5	West-Northwest	Good	No flow observed	No Foam Observed	No Foam Observed	No Foam Observed	--
6/14/2021	0	6.5	Northwest	Good	No flow observed	No Foam Observed	No Foam Observed	No Foam Observed	--
6/15/2021	0	6.5	East-Southeast	Good	No flow observed	No Foam Observed	No Foam Observed	No Foam Observed	Very low water level
6/16/2021	0	6	South	Good	No flow observed	No Foam Observed	No Foam Observed	No Foam Observed	Very low water level
6/17/2021	0	10	Southwest	Good	No flow observed	No Foam Observed	No Foam Observed	No Foam Observed	Very low water level
6/18/2021	0	7.5	West	Good	No water in ditch	No Foam Observed	No Foam Observed	No Foam Observed	--
6/19/2021	0	8	East	Good	No flow observed	No Foam Observed	No Foam Observed	No Foam Observed	--
6/20/2021	0.06	5	East-Southeast	Good	No flow observed	No Foam Observed	No Foam Observed	No Foam Observed	--
6/21/2021	0.16	12	North-Northwest	Good	No flow observed	No Foam Observed	No Foam Observed	No Foam Observed	--
6/22/2021	0	6.5	Northeast	Good	No water in ditch	No Foam Observed	No Foam Observed	No Foam Observed	--
6/23/2021	0	4	Southwest	Good	No flow observed	No Foam Observed	No Foam Observed	No Foam Observed	Very low water level
6/24/2021	0.37	3	South	Good	No flow observed	No Foam Observed	No Foam Observed	No Foam Observed	--
6/25/2021	0.01	1	South	Good	No flow observed	No Foam Observed	No Foam Observed	No Foam Observed	--
6/26/2021	0	6	East-Northeast	Good	No flow observed	No Foam Observed	No Foam Observed	No Foam Observed	--
6/27/2021	2.18	7	North	Good	No flow observed	No Foam Observed	No Foam Observed	No Foam Observed	--
6/28/2021	0	3	West-Southwest	Good	No flow observed	No Foam Observed	No Foam Observed	No Foam Observed	--
6/29/2021	0.71	5	West-Southwest	Good	No flow observed	No Foam Observed	No Foam Observed	No Foam Observed	--
6/30/2021	0.74	1.5	South-Southwest	Good	No flow observed	No Foam Observed	No Foam Observed	No Foam Observed	--
7/1/2021	0	6.5	East-Northeast	Good	No flow observed	No Foam Observed	No Foam Observed	No Foam Observed	--
7/2/2021	0	4	South	Good	No flow observed	No Foam Observed	No Foam Observed	No Foam Observed	--
7/3/2021	0	7	North-Northwest	Good	No flow observed	No Foam Observed	No Foam Observed	No Foam Observed	--
7/4/2021	0	4	West-Southwest	Good	No flow observed	No Foam Observed	No Foam Observed	No Foam Observed	--
7/5/2021	1.87	7	West	Good	No flow observed	No Foam Observed	No Foam Observed	No Foam Observed	--
7/6/2021	0.39	8.5	East-Northeast	Good	No flow observed	No Foam Observed	No Foam Observed	No Foam Observed	--
7/7/2021	0.73	10.5	Northeast	Good	No flow observed	No Foam Observed	No Foam Observed	No Foam Observed	--
7/8/2021	0	6.5	East-Northeast	Good	No flow observed	No Foam Observed	No Foam Observed	No Foam Observed	--
7/9/2021	0	5.7	South-Southeast	Good	No flow observed	No Foam Observed	No Foam Observed	No Foam Observed	--
7/10/2021	0	3.5	East	Good	No flow observed	No Foam Observed	No Foam Observed	No Foam Observed	--
7/11/2021	0	5	Northeast	Good	No flow observed	No Foam Observed	No Foam Observed	No Foam Observed	--
7/12/2021	0	6	Northeast	Good	No flow observed	No Foam Observed	No Foam Observed	No Foam Observed	--
7/13/2021	0	3	Northwest	Good	No flow observed	No Foam Observed	No Foam Observed	No Foam Observed	--
7/14/2021	0.75	3.5	West-Northwest	Good	No flow observed	No Foam Observed	No Foam Observed	No Foam Observed	--



**Table 4**  
**Ditch C (Southwest Branch) Inspection Summary**  
**Tyco Fire Products LP**  
**Marinette, Wisconsin**

Ditch C (Southwest Branch)									
Date	Weather Conditions			Inspection Summary					
	Precipitation (inches)	Wind Speed (miles per hour)	Wind Direction	Boom Condition	Ditch Flow Observations	Foam Observation Location	Foam Description	Uncollapsed Foam Volume Collected (gal)	Comments
7/15/2021	0.22	8	North-Northwest	Good	No flow observed	No Foam Observed	No Foam Observed	No Foam Observed	--
7/16/2021	0	5	East	Good	No flow observed	No Foam Observed	No Foam Observed	No Foam Observed	--
7/17/2021	0	4	East-Northeast	Good	No flow observed	No Foam Observed	No Foam Observed	No Foam Observed	--
7/18/2021	0	2	North-Northwest	Good	No flow observed	No Foam Observed	No Foam Observed	No Foam Observed	--
7/19/2021	0	5	West-Northwest	Good	No flow observed	No Foam Observed	No Foam Observed	No Foam Observed	--
7/20/2021	0	6	North	Good	No flow observed	No Foam Observed	No Foam Observed	No Foam Observed	--
7/21/2021	0	4	East-Northeast	Good	No flow observed	No Foam Observed	No Foam Observed	No Foam Observed	--
7/22/2021	0	3.5	Southwest	Good	No flow observed	No Foam Observed	No Foam Observed	No Foam Observed	--
7/23/2021	0.86	4	East-Southeast	Good	No flow observed	No Foam Observed	No Foam Observed	No Foam Observed	--
7/24/2021	0.82	2	West-Northwest	Good	No flow observed	No Foam Observed	No Foam Observed	No Foam Observed	--
7/25/2021	0	8	West-Northwest	Good	No flow observed	No Foam Observed	No Foam Observed	No Foam Observed	--
7/26/2021	0.37	4	Southwest	Good	No flow observed	No Foam Observed	No Foam Observed	No Foam Observed	--
7/27/2021	0.59	3	East-Southeast	Good	No flow observed	No Foam Observed	No Foam Observed	No Foam Observed	--
7/28/2021	0.15	4	South	Good	No flow observed	No Foam Observed	No Foam Observed	No Foam Observed	--
7/29/2021	0.01	7	Northeast	Good	No flow observed	No Foam Observed	No Foam Observed	No Foam Observed	--
7/30/2021	0	4	East-Northeast	Good	No flow observed	No Foam Observed	No Foam Observed	No Foam Observed	--
7/31/2021	0	4.5	North-Northwest	Good	No flow observed	No Foam Observed	No Foam Observed	No Foam Observed	--
8/1/2021	0.00	2	East-Southeast	Good	No flow observed	No Foam Observed	No Foam Observed	No Foam Observed	--
8/2/2021	0.00	2	North-Northwest	Good	No flow observed	No Foam Observed	No Foam Observed	No Foam Observed	--
8/3/2021	0.00	3	Southwest	Good	No flow observed	No Foam Observed	No Foam Observed	No Foam Observed	--
8/4/2021	0.00	2	West-Southwest	Good	No flow observed	No Foam Observed	No Foam Observed	No Foam Observed	--
8/5/2021	0.00	5.3	Southwest	Good	No flow observed	No Foam Observed	No Foam Observed	No Foam Observed	--
8/6/2021	0.00	3	South	Good	No flow observed	No Foam Observed	No Foam Observed	No Foam Observed	--
8/7/2021	0.12	1	South-Southeast	Good	No flow observed	No Foam Observed	No Foam Observed	No Foam Observed	--
8/8/2021	0.76	1	South	Good	No flow observed	No Foam Observed	No Foam Observed	No Foam Observed	--
8/9/2021	0.01	5.7	Southeast	Good	No flow observed	No Foam Observed	No Foam Observed	No Foam Observed	--
8/10/2021	0.32	1	Southwest	Good	No flow observed	No Foam Observed	No Foam Observed	No Foam Observed	--
8/11/2021	0.27	5	Southwest	Good	No flow observed	No Foam Observed	No Foam Observed	No Foam Observed	--
8/12/2021	0.00	6	South-Southwest	Good	No flow observed	No Foam Observed	No Foam Observed	No Foam Observed	--
8/13/2021	0.00	1	Northwest	Good	No flow observed	No Foam Observed	No Foam Observed	No Foam Observed	--
8/14/2021	0.00	4.5	South-Southeast	Good	No flow observed	No Foam Observed	No Foam Observed	No Foam Observed	--
8/15/2021	0.00	3	Southwest	Good	No flow observed	No Foam Observed	No Foam Observed	No Foam Observed	--
8/16/2021	0.00	6	Southwest	Good	No flow observed	No Foam Observed	No Foam Observed	No Foam Observed	--
8/17/2021	0.00	7.3	Southwest	Good	No flow observed	No Foam Observed	No Foam Observed	No Foam Observed	--
8/18/2021	0.00	5	South-Southwest	Good	No flow observed	No Foam Observed	No Foam Observed	No Foam Observed	--
8/19/2021	0.00	4	South	Good	No flow observed	No Foam Observed	No Foam Observed	No Foam Observed	--
8/20/2021	0.00	3	Southeast	Good	No flow observed	No Foam Observed	No Foam Observed	No Foam Observed	--
8/21/2021	0.00	5.5	South-Southwest	Good	No flow observed	No Foam Observed	No Foam Observed	No Foam Observed	--
8/22/2021	0.00	1.5	North-Northeast	Good	No flow observed	No Foam Observed	No Foam Observed	No Foam Observed	--
8/23/2021	0.00	0	East-Southeast	Good	No flow observed	No Foam Observed	No Foam Observed	No Foam Observed	--
8/24/2021	0.07	2	West	Good	No flow observed	No Foam Observed	No Foam Observed	No Foam Observed	--
8/25/2021	0.01	3	Northwest	Good	No flow observed	No Foam Observed	No Foam Observed	No Foam Observed	--
8/26/2021	0.04	2	Northeast	Good	No flow observed	No Foam Observed	No Foam Observed	No Foam Observed	--
8/27/2021	1.23	1.5	East	Good	No flow observed	No Foam Observed	No Foam Observed	No Foam Observed	--
8/28/2021	0.23	3	South-Southwest	Good	No flow observed	No Foam Observed	No Foam Observed	No Foam Observed	--
8/29/2021	0.13	6	South-Southwest	Good	No flow observed	No Foam Observed	No Foam Observed	No Foam Observed	--

**Table 4**  
**Ditch C (Southwest Branch) Inspection Summary**  
**Tyco Fire Products LP**  
**Marinette, Wisconsin**

Ditch C (Southwest Branch)									
Date	Weather Conditions			Inspection Summary					
	Precipitation (inches)	Wind Speed (miles per hour)	Wind Direction	Boom Condition	Ditch Flow Observations	Foam Observation Location	Foam Description	Uncollapsed Foam Volume Collected (gal)	Comments
8/30/2021	0.00	3	West	Good	No flow observed	No Foam Observed	No Foam Observed	No Foam Observed	--
8/31/2021	0	1.5	Northeast	Good	No flow observed	No Foam Observed	No Foam Observed	No Foam Observed	--
9/1/2021	0	4	Southeast	Good	No flow observed	No Foam Observed	No Foam Observed	No Foam Observed	--
9/2/2021	0	3	South-Southeast	Good	No flow observed	No Foam Observed	No Foam Observed	No Foam Observed	--
9/3/2021	0	2	South-Southwest	Good	No flow observed	No Foam Observed	No Foam Observed	No Foam Observed	--
9/4/2021	0.04	4	North-Northwest	Good	No flow observed	No Foam Observed	No Foam Observed	No Foam Observed	--
9/5/2021	0.01	6.5	West	Good	No flow observed	No Foam Observed	No Foam Observed	No Foam Observed	--
9/6/2021	0	3	South-Southwest	Good	No flow observed	No Foam Observed	No Foam Observed	No Foam Observed	--
<b>Total:</b>								<b>0</b>	

**Notes:**

Daily visual inspections of Ditch C began on 3/17/21

Booms were deployed at Ditch C on 4/1/21.

Foam volumes are approximate based on the visual observation at the time of collection

Yellow shaded = Foam Observed



**Table 5**  
**Ditch D Inspection Summary**  
**Tyco Fire Products LP**  
**Marinette, Wisconsin**

Ditch D									
Date	Weather Conditions			Inspection Summary					
	Precipitation (inches)	Wind Speed (miles per hour)	Wind Direction	Boom Condition	Ditch Flow Observations	Foam Observation Location	Foam Description	Uncollapsed Foam Volume Collected (gal)	Comments
3/17/2021	0.01	3	East	None	No flow observed	No Foam Observed	No Foam Observed	No Foam Observed	--
3/18/2021	0	12.3	Northeast	None	No flow observed	No Foam Observed	No Foam Observed	No Foam Observed	--
3/19/2021	0	4	Southeast	None	Downstream	No Foam Observed	No Foam Observed	No Foam Observed	--
3/20/2021	0	8.5	Southwest	None	Downstream	No Foam Observed	No Foam Observed	No Foam Observed	--
3/21/2021	0	10	South	None	Downstream	No Foam Observed	No Foam Observed	No Foam Observed	--
3/22/2021	0	6	South-Southwest	None	Downstream	No Foam Observed	No Foam Observed	No Foam Observed	--
3/23/2021	0.07	7	East-Northeast	None	Downstream	No Foam Observed	No Foam Observed	No Foam Observed	--
3/24/2021	0.31	3	Southeast	None	Downstream	No Foam Observed	No Foam Observed	No Foam Observed	--
3/25/2021	0	5	East-Northeast	None	Downstream	No Foam Observed	No Foam Observed	No Foam Observed	--
3/26/2021	0	4.7	Southwest	None	Downstream	No Foam Observed	No Foam Observed	No Foam Observed	--
3/27/2021	0	9	Southeast	None	Downstream	No Foam Observed	No Foam Observed	No Foam Observed	--
3/28/2021	0.15	21	Northwest	None	Downstream	No Foam Observed	No Foam Observed	No Foam Observed	--
3/29/2021	0	8	Southeast	None	Downstream	No Foam Observed	No Foam Observed	No Foam Observed	--
3/30/2021	0	11	West	None	Downstream	No Foam Observed	No Foam Observed	No Foam Observed	--
3/31/2021	0	7	West-Northwest	None	Downstream	No Foam Observed	No Foam Observed	No Foam Observed	--
4/1/2021	0	9	North-Northwest	New	Downstream	No Foam Observed	No Foam Observed	No Foam Observed	--
4/2/2021	0	4.5	Southwest	Good	Downstream	No Foam Observed	No Foam Observed	No Foam Observed	--
4/3/2021	0	5	West-Northwest	Good	Downstream	No Foam Observed	No Foam Observed	No Foam Observed	--
4/4/2021	0	3.5	South-Southeast	Good	Downstream	No Foam Observed	No Foam Observed	No Foam Observed	--
4/5/2021	0	6.3	Southeast	Good	Downstream	No Foam Observed	No Foam Observed	No Foam Observed	--
4/6/2021	0.04	5	Southeast	Good	Downstream	No Foam Observed	No Foam Observed	No Foam Observed	--
4/7/2021	0	5	Northeast	Good	Downstream	No Foam Observed	No Foam Observed	No Foam Observed	--
4/8/2021	0.14	4.5	Northeast	Good	Downstream	No Foam Observed	No Foam Observed	No Foam Observed	--
4/9/2021	0.03	5.5	Southeast	Good	Downstream	No Foam Observed	No Foam Observed	No Foam Observed	--
4/10/2021	0.16	1.5	Northwest	Good	Downstream	No Foam Observed	No Foam Observed	No Foam Observed	--
4/11/2021	0.32	3.5	North	Good	Downstream	No Foam Observed	No Foam Observed	No Foam Observed	--
4/12/2021	0.11	2	Northeast	Good	Downstream	No Foam Observed	No Foam Observed	No Foam Observed	--
4/13/2021	0.01	9.3	West-Southwest	Good	Downstream	No Foam Observed	No Foam Observed	No Foam Observed	--
4/14/2021	0.15	4.5	West-Southwest	Good	Downstream	No Foam Observed	No Foam Observed	No Foam Observed	--
4/15/2021	0.04	10.5	North-Northeast	Good	Downstream	No Foam Observed	No Foam Observed	No Foam Observed	--
4/16/2021	0.04	4	Northwest	Good	Downstream	No Foam Observed	No Foam Observed	No Foam Observed	--
4/17/2021	0	5	East	Good	Downstream	No Foam Observed	No Foam Observed	No Foam Observed	--
4/18/2021	0	5	South	Good	Downstream	No Foam Observed	No Foam Observed	No Foam Observed	--
4/19/2021	0	12	Northwest	Good	Downstream	No Foam Observed	No Foam Observed	No Foam Observed	--
4/20/2021	0	3.3	East	Good	Downstream	No Foam Observed	No Foam Observed	No Foam Observed	--
4/21/2021	0	6	South	Good	Downstream	No Foam Observed	No Foam Observed	No Foam Observed	--
4/22/2021	0	7	Southwest	Good	Downstream	No Foam Observed	No Foam Observed	No Foam Observed	--
4/23/2021	0	12	West	Good	Downstream	No Foam Observed	No Foam Observed	No Foam Observed	--
4/24/2021	0.03	5	Southeast	Good	Downstream	No Foam Observed	No Foam Observed	No Foam Observed	--
4/25/2021	0	9.5	North-Northeast	Good	Downstream	No Foam Observed	No Foam Observed	No Foam Observed	--
4/26/2021	0.13	7	East-Southeast	Good	Downstream	No Foam Observed	No Foam Observed	No Foam Observed	--
4/27/2021	0.69	8	East	Good	Downstream	No Foam Observed	No Foam Observed	No Foam Observed	--
4/28/2021	0.4	9	North-Northeast	Good	Downstream	No Foam Observed	No Foam Observed	No Foam Observed	--
4/29/2021	0.09	8	West-Northwest	Good	Downstream	No Foam Observed	No Foam Observed	No Foam Observed	--
4/30/2021	0.02	11	North	Good	Downstream	No Foam Observed	No Foam Observed	No Foam Observed	--

**Table 5**  
**Ditch D Inspection Summary**  
**Tyco Fire Products LP**  
**Marinette, Wisconsin**

Ditch D									
Date	Weather Conditions			Inspection Summary					
	Precipitation (inches)	Wind Speed (miles per hour)	Wind Direction	Boom Condition	Ditch Flow Observations	Foam Observation Location	Foam Description	Uncollapsed Foam Volume Collected (gal)	Comments
5/1/2021	0	7	South-Southwest	Good	Downstream	No Foam Observed	No Foam Observed	No Foam Observed	--
5/2/2021	0.08	6	Northeast	Good	Downstream	No Foam Observed	No Foam Observed	No Foam Observed	--
5/3/2021	0.38	5.7	North-Northeast	Good	Downstream	No Foam Observed	No Foam Observed	No Foam Observed	--
5/4/2021	0.01	10.5	North-Northwest	Good	Downstream	No Foam Observed	No Foam Observed	No Foam Observed	--
5/5/2021	0	10	Southeast	Good	Downstream	No Foam Observed	No Foam Observed	No Foam Observed	--
5/6/2021	0	2	West	Good	Downstream	No Foam Observed	No Foam Observed	No Foam Observed	--
5/7/2021	0.11	4.5	East-Northeast	Good	Downstream	No Foam Observed	No Foam Observed	No Foam Observed	--
5/8/2021	0	4	North	Good	Downstream	No Foam Observed	No Foam Observed	No Foam Observed	--
5/9/2021	0	9	East-Southeast	Good	Downstream	No Foam Observed	No Foam Observed	No Foam Observed	--
5/10/2021	0.01	3	Southeast	Good	Downstream	No Foam Observed	No Foam Observed	No Foam Observed	--
5/11/2021	0.01	15	North	Good	Downstream	No Foam Observed	No Foam Observed	No Foam Observed	--
5/12/2021	0	13	East-Southeast	Good	Downstream	No Foam Observed	No Foam Observed	No Foam Observed	--
5/13/2021	0	3	East	Good	Downstream	No Foam Observed	No Foam Observed	No Foam Observed	--
5/14/2021	0	12	South	Good	No flow observed	No Foam Observed	No Foam Observed	No Foam Observed	--
5/15/2021	0	9	Southeast	Good	No flow observed	No Foam Observed	No Foam Observed	No Foam Observed	--
5/16/2021	0.01	6	South-Southwest	Good	No flow observed	No Foam Observed	No Foam Observed	No Foam Observed	--
5/17/2021	0	9	South	Good	No flow observed	No Foam Observed	No Foam Observed	No Foam Observed	--
5/18/2021	0	12	Southeast	Good	No flow observed	No Foam Observed	No Foam Observed	No Foam Observed	--
5/19/2021	0.45	5	South-Southeast	Good	No flow observed	No Foam Observed	No Foam Observed	No Foam Observed	--
5/20/2021	0.01	4	South-Southwest	Good	Downstream	No Foam Observed	No Foam Observed	No Foam Observed	--
5/21/2021	0.03	6	South-Southeast	Good	No flow observed	No Foam Observed	No Foam Observed	No Foam Observed	--
5/22/2021	0.01	7	West-Northwest	Good	No flow observed	No Foam Observed	No Foam Observed	No Foam Observed	--
5/23/2021	0.02	9	East-Northeast	Good	No flow observed	No Foam Observed	No Foam Observed	No Foam Observed	--
5/24/2021	0.06	4.3	Southeast	Good	No flow observed	No Foam Observed	No Foam Observed	No Foam Observed	--
5/25/2021	0.07	12	West-Southwest	Good	Downstream	No Foam Observed	No Foam Observed	No Foam Observed	--
5/26/2021	0	9	West-Northwest	Good	No flow observed	No Foam Observed	No Foam Observed	No Foam Observed	--
5/27/2021	0.12	6	East-Northeast	Good	No flow observed	No Foam Observed	No Foam Observed	No Foam Observed	--
5/28/2021	0	3	East-Southeast	Good	No flow observed	No Foam Observed	No Foam Observed	No Foam Observed	--
5/29/2021	0	2.5	South-Southeast	Good	No flow observed	No Foam Observed	No Foam Observed	No Foam Observed	--
5/30/2021	0	5	West-Southwest	Good	No flow observed	No Foam Observed	No Foam Observed	No Foam Observed	--
5/31/2021	0.56	7	Southwest	Good	No flow observed	No Foam Observed	No Foam Observed	No Foam Observed	--
6/1/2021	0.01	5	South-Southeast	Good	Downstream	No Foam Observed	No Foam Observed	No Foam Observed	--
6/2/2021	0.09	6	South	Good	No flow observed	No Foam Observed	No Foam Observed	No Foam Observed	--
6/3/2021	0.01	5	West-Southwest	Good	No flow observed	No Foam Observed	No Foam Observed	No Foam Observed	--
6/4/2021	0	2	Southwest	Good	No flow observed	No Foam Observed	No Foam Observed	No Foam Observed	--
6/5/2021	0	9	Southwest	Good	No flow observed	No Foam Observed	No Foam Observed	No Foam Observed	--
6/6/2021	0	9	South-Southwest	Good	No flow observed	No Foam Observed	No Foam Observed	No Foam Observed	--
6/7/2021	0	6.5	South-Southeast	Good	No flow observed	No Foam Observed	No Foam Observed	No Foam Observed	--
6/8/2021	0	6	South-Southeast	Good	No flow observed	No Foam Observed	No Foam Observed	No Foam Observed	--
6/9/2021	0	6.5	East-Northeast	Good	No flow observed	No Foam Observed	No Foam Observed	No Foam Observed	--
6/10/2021	0	5	East	Good	No flow observed	No Foam Observed	No Foam Observed	No Foam Observed	--
6/11/2021	0	3.5	East-Northeast	Good	No flow observed	No Foam Observed	No Foam Observed	No Foam Observed	--
6/12/2021	0	3.5	North-Northwest	Good	No flow observed	No Foam Observed	No Foam Observed	No Foam Observed	--
6/13/2021	0.2	5	West-Northwest	Good	No flow observed	No Foam Observed	No Foam Observed	No Foam Observed	--
6/14/2021	0	6.5	Northwest	Good	No flow observed	No Foam Observed	No Foam Observed	No Foam Observed	--

**Table 5**  
**Ditch D Inspection Summary**  
**Tyco Fire Products LP**  
**Marinette, Wisconsin**

Ditch D									
Date	Weather Conditions			Inspection Summary					
	Precipitation (inches)	Wind Speed (miles per hour)	Wind Direction	Boom Condition	Ditch Flow Observations	Foam Observation Location	Foam Description	Uncollapsed Foam Volume Collected (gal)	Comments
6/15/2021	0	6.5	East-Southeast	Good	No flow observed	No Foam Observed	No Foam Observed	No Foam Observed	--
6/16/2021	0	6	South	Good	No flow observed	No Foam Observed	No Foam Observed	No Foam Observed	--
6/17/2021	0	10	Southwest	Good	No flow observed	No Foam Observed	No Foam Observed	No Foam Observed	--
6/18/2021	0	7.5	West	Good	No flow observed	No Foam Observed	No Foam Observed	No Foam Observed	--
6/19/2021	0	8	East	Good	No flow observed	No Foam Observed	No Foam Observed	No Foam Observed	--
6/20/2021	0.06	5	East-Southeast	Good	No flow observed	No Foam Observed	No Foam Observed	No Foam Observed	--
6/21/2021	0.16	12	North-Northwest	Good	No flow observed	No Foam Observed	No Foam Observed	No Foam Observed	--
6/22/2021	0	6.5	Northeast	Good	No flow observed	No Foam Observed	No Foam Observed	No Foam Observed	--
6/23/2021	0	4	Southwest	Good	No flow observed	No Foam Observed	No Foam Observed	No Foam Observed	Low water level.
6/24/2021	0.37	3	South	Good	No flow observed	No Foam Observed	No Foam Observed	No Foam Observed	--
6/25/2021	0.01	1	South	Good	No flow observed	No Foam Observed	No Foam Observed	No Foam Observed	--
6/26/2021	0	6	East-Northeast	Good	Downstream	No Foam Observed	No Foam Observed	No Foam Observed	--
6/27/2021	2.18	7	North	Good	Downstream	No Foam Observed	No Foam Observed	No Foam Observed	--
6/28/2021	0	3	West-Southwest	Good	Downstream	No Foam Observed	No Foam Observed	No Foam Observed	--
6/29/2021	0.71	5	West-Southwest	Good	Downstream	No Foam Observed	No Foam Observed	No Foam Observed	--
6/30/2021	0.74	1.5	South-Southwest	Good	Downstream	No Foam Observed	No Foam Observed	No Foam Observed	--
7/1/2021	0	6.5	East-Northeast	Good	Downstream	No Foam Observed	No Foam Observed	No Foam Observed	--
7/2/2021	0	4	South	Good	Downstream	No Foam Observed	No Foam Observed	No Foam Observed	--
7/3/2021	0	7	North-Northwest	Good	Downstream	No Foam Observed	No Foam Observed	No Foam Observed	--
7/4/2021	0	4	West-Southwest	Good	Downstream	No Foam Observed	No Foam Observed	No Foam Observed	--
7/5/2021	1.87	7	West	Good	Downstream	No Foam Observed	No Foam Observed	No Foam Observed	--
7/6/2021	0.39	8.5	East-Northeast	Good	Downstream	No Foam Observed	No Foam Observed	No Foam Observed	--
7/7/2021	0.73	10.5	Northeast	Good	Downstream	No Foam Observed	No Foam Observed	No Foam Observed	--
7/8/2021	0	6.5	East-Northeast	Good	Downstream	No Foam Observed	No Foam Observed	No Foam Observed	--
7/9/2021	0	5.7	South-Southeast	Good	Downstream	No Foam Observed	No Foam Observed	No Foam Observed	--
7/10/2021	0	3.5	East	Good	Downstream	No Foam Observed	No Foam Observed	No Foam Observed	--
7/11/2021	0	5	Northeast	Good	Downstream	No Foam Observed	No Foam Observed	No Foam Observed	--
7/12/2021	0	6	Northeast	Good	Downstream	No Foam Observed	No Foam Observed	No Foam Observed	--
7/13/2021	0	3	Northwest	Good	Downstream	No Foam Observed	No Foam Observed	No Foam Observed	--
7/14/2021	0.75	3.5	West-Northwest	Good	Downstream	No Foam Observed	No Foam Observed	No Foam Observed	--
7/15/2021	0.22	8	North-Northwest	Good	No flow observed	No Foam Observed	No Foam Observed	No Foam Observed	--
7/16/2021	0	5	East	Good	No flow observed	No Foam Observed	No Foam Observed	No Foam Observed	--
7/17/2021	0	4	East-Northeast	Good	No flow observed	No Foam Observed	No Foam Observed	No Foam Observed	--
7/18/2021	0	2	North-Northwest	Good	No flow observed	No Foam Observed	No Foam Observed	No Foam Observed	--
7/19/2021	0	5	West-Northwest	Good	No flow observed	No Foam Observed	No Foam Observed	No Foam Observed	--
7/20/2021	0	6	North	Good	No flow observed	No Foam Observed	No Foam Observed	No Foam Observed	--
7/21/2021	0	4	East-Northeast	Good	No flow observed	No Foam Observed	No Foam Observed	No Foam Observed	--
7/22/2021	0	3.5	South-Southwest	Good	No flow observed	No Foam Observed	No Foam Observed	No Foam Observed	--
7/23/2021	0.86	4	East-Southeast	Good	Downstream	No Foam Observed	No Foam Observed	No Foam Observed	--
7/24/2021	0.82	2	West-Northwest	Good	Downstream	No Foam Observed	No Foam Observed	No Foam Observed	--
7/25/2021	0	8	West-Northwest	Good	Downstream	No Foam Observed	No Foam Observed	No Foam Observed	--
7/26/2021	0.37	4	Southwest	Good	Downstream	No Foam Observed	No Foam Observed	No Foam Observed	--
7/27/2021	0.59	3	East-Southeast	Good	Downstream	No Foam Observed	No Foam Observed	No Foam Observed	--
7/28/2021	0.15	4	South	Good	Downstream	No Foam Observed	No Foam Observed	No Foam Observed	--
7/29/2021	0.01	7	Northeast	Good	Downstream	No Foam Observed	No Foam Observed	No Foam Observed	--

**Table 5**  
**Ditch D Inspection Summary**  
**Tyco Fire Products LP**  
**Marinette, Wisconsin**

Ditch D									
Date	Weather Conditions			Inspection Summary					
	Precipitation (inches)	Wind Speed (miles per hour)	Wind Direction	Boom Condition	Ditch Flow Observations	Foam Observation Location	Foam Description	Uncollapsed Foam Volume Collected (gal)	Comments
7/30/2021	0	4	East-Northeast	Good	Downstream	No Foam Observed	No Foam Observed	No Foam Observed	--
7/31/2021	0	4.5	North-Northwest	Good	No flow observed	No Foam Observed	No Foam Observed	No Foam Observed	--
8/1/2021	0.00	2	East-Southeast	Good	No flow observed	No Foam Observed	No Foam Observed	No Foam Observed	--
8/2/2021	0.00	2	North-Northwest	Good	No flow observed	No Foam Observed	No Foam Observed	No Foam Observed	--
8/3/2021	0.00	3	Southwest	Good	No flow observed	No Foam Observed	No Foam Observed	No Foam Observed	--
8/4/2021	0.00	2	West-Southwest	Good	No flow observed	No Foam Observed	No Foam Observed	No Foam Observed	--
8/5/2021	0.00	5.3	Southwest	Good	No flow observed	No Foam Observed	No Foam Observed	No Foam Observed	--
8/6/2021	0.00	3	South	Good	No flow observed	No Foam Observed	No Foam Observed	No Foam Observed	--
8/7/2021	0.12	1	South-Southeast	Good	No flow observed	No Foam Observed	No Foam Observed	No Foam Observed	--
8/8/2021	0.76	1	South	Good	No flow observed	No Foam Observed	No Foam Observed	No Foam Observed	--
8/9/2021	0.01	5.7	Southeast	Good	No flow observed	No Foam Observed	No Foam Observed	No Foam Observed	--
8/10/2021	0.32	1	Southwest	Good	No flow observed	No Foam Observed	No Foam Observed	No Foam Observed	--
8/11/2021	0.27	5	Southwest	Good	Downstream	No Foam Observed	No Foam Observed	No Foam Observed	--
8/12/2021	0.00	6	South-Southwest	Good	Downstream	No Foam Observed	No Foam Observed	No Foam Observed	--
8/13/2021	0.00	1	Northwest	Good	Downstream	No Foam Observed	No Foam Observed	No Foam Observed	--
8/14/2021	0.00	4.5	South-Southeast	Good	No flow observed	No Foam Observed	No Foam Observed	No Foam Observed	--
8/15/2021	0.00	3	Southwest	Good	No flow observed	No Foam Observed	No Foam Observed	No Foam Observed	--
8/16/2021	0.00	6	Southwest	Good	No flow observed	No Foam Observed	No Foam Observed	No Foam Observed	--
8/17/2021	0.00	7.3	Southwest	Good	No flow observed	No Foam Observed	No Foam Observed	No Foam Observed	--
8/18/2021	0.00	5	South-Southwest	Good	No flow observed	No Foam Observed	No Foam Observed	No Foam Observed	--
8/19/2021	0.00	4	South	Good	No flow observed	No Foam Observed	No Foam Observed	No Foam Observed	--
8/20/2021	0.00	3	Southeast	Good	No flow observed	No Foam Observed	No Foam Observed	No Foam Observed	--
8/21/2021	0.00	5.5	South-Southwest	Good	No flow observed	No Foam Observed	No Foam Observed	No Foam Observed	--
8/22/2021	0.00	1.5	North-Northeast	Good	No flow observed	No Foam Observed	No Foam Observed	No Foam Observed	--
8/23/2021	0.00	0	East-Southeast	Good	No flow observed	No Foam Observed	No Foam Observed	No Foam Observed	--
8/24/2021	0.07	2	West	Good	No flow observed	No Foam Observed	No Foam Observed	No Foam Observed	--
8/25/2021	0.01	3	Northwest	Good	No flow observed	No Foam Observed	No Foam Observed	No Foam Observed	--
8/26/2021	0.04	2	Northeast	Good	No flow observed	No Foam Observed	No Foam Observed	No Foam Observed	--
8/27/2021	1.23	1.5	East	Good	Downstream	No Foam Observed	No Foam Observed	No Foam Observed	--
8/28/2021	0.23	3	South-Southwest	Good	No flow observed	No Foam Observed	No Foam Observed	No Foam Observed	--
8/29/2021	0.13	6	South-Southwest	Good	No flow observed	No Foam Observed	No Foam Observed	No Foam Observed	--
8/30/2021	0.00	3	West	Good	No flow observed	No Foam Observed	No Foam Observed	No Foam Observed	--
8/31/2021	0	1.5	Northeast	Good	No flow observed	No Foam Observed	No Foam Observed	No Foam Observed	--
9/1/2021	0	4	Southeast	Good	No flow observed	No Foam Observed	No Foam Observed	No Foam Observed	--
9/2/2021	0	3	South-Southeast	Good	No flow observed	No Foam Observed	No Foam Observed	No Foam Observed	--
9/3/2021	0	2	South-Southwest	Good	No flow observed	No Foam Observed	No Foam Observed	No Foam Observed	--
9/4/2021	0.04	4	North-Northwest	Good	No flow observed	No Foam Observed	No Foam Observed	No Foam Observed	--
9/5/2021	0.01	6.5	West	Good	No flow observed	No Foam Observed	No Foam Observed	No Foam Observed	--
9/6/2021	0	3	South-Southwest	Good	No flow observed	No Foam Observed	No Foam Observed	No Foam Observed	--
<b>Total:</b>								<b>0</b>	

**Notes:**  
Daily visual inspections of Ditch D began on 3/17/21  
Booms were deployed at Ditch D on 4/1/21.  
Foam volumes are approximate based on the visual observation at the time of collection  
Yellow shaded = Foam Observed

**Table 6**  
**Ditch E Inspection Summary**  
**Tyco Fire Products LP**  
**Marinette, Wisconsin**

Ditch E									
Date	Weather Conditions			Inspection Summary					
	Precipitation (inches)	Wind Speed (miles per hour)	Wind Direction	Boom Condition	Ditch Flow Observations	Foam Observation Location	Foam Description	Uncollapsed Foam Volume Collected (gal)	Comments
3/17/2021	0.01	3	East	None	Downstream	No Foam Observed	No Foam Observed	No Foam Observed	--
3/18/2021	0	12.3	Northeast	None	Downstream	No Foam Observed	No Foam Observed	No Foam Observed	--
3/19/2021	0	4	Southeast	None	No flow observed	No Foam Observed	No Foam Observed	No Foam Observed	--
3/20/2021	0	8.5	Southwest	None	Downstream	No Foam Observed	No Foam Observed	No Foam Observed	--
3/21/2021	0	10	South	None	Downstream	No Foam Observed	No Foam Observed	No Foam Observed	--
3/22/2021	0	6	South-Southwest	None	Downstream	No Foam Observed	No Foam Observed	No Foam Observed	--
3/23/2021	0.07	7	East-Northeast	None	Downstream	No Foam Observed	No Foam Observed	No Foam Observed	--
3/24/2021	0.31	3	Southeast	None	Downstream	No Foam Observed	No Foam Observed	No Foam Observed	--
3/25/2021	0	5	East-Northeast	None	Downstream	No Foam Observed	No Foam Observed	No Foam Observed	--
3/26/2021	0	4.7	Southwest	None	Downstream	No Foam Observed	No Foam Observed	No Foam Observed	--
3/27/2021	0	9	Southeast	None	Downstream	No Foam Observed	No Foam Observed	No Foam Observed	--
3/28/2021	0.15	21	Northwest	None	Downstream	No Foam Observed	No Foam Observed	No Foam Observed	--
3/29/2021	0	8	Southeast	None	Downstream	No Foam Observed	No Foam Observed	No Foam Observed	--
3/30/2021	0	11	West	None	Downstream	No Foam Observed	No Foam Observed	No Foam Observed	--
3/31/2021	0	7	West-Northwest	None	Downstream	No Foam Observed	No Foam Observed	No Foam Observed	--
4/1/2021	0	9	North-Northwest	New	Downstream	No Foam Observed	No Foam Observed	No Foam Observed	--
4/2/2021	0	4.5	Southwest	Good	Downstream	No Foam Observed	No Foam Observed	No Foam Observed	--
4/3/2021	0	5	West-Northwest	Good	Downstream	No Foam Observed	No Foam Observed	No Foam Observed	--
4/4/2021	0	3.5	South-Southeast	Good	Downstream	No Foam Observed	No Foam Observed	No Foam Observed	--
4/5/2021	0	6.3	Southeast	Good	Downstream	No Foam Observed	No Foam Observed	No Foam Observed	--
4/6/2021	0.04	5	Southeast	Good	Downstream	No Foam Observed	No Foam Observed	No Foam Observed	--
4/7/2021	0	5	Northeast	Good	Downstream	No Foam Observed	No Foam Observed	No Foam Observed	--
4/8/2021	0.14	4.5	Northeast	Good	Downstream	No Foam Observed	No Foam Observed	No Foam Observed	--
4/9/2021	0.03	5.5	Southeast	Good	Downstream	No Foam Observed	No Foam Observed	No Foam Observed	--
4/10/2021	0.16	1.5	Northwest	Good	Downstream	No Foam Observed	No Foam Observed	No Foam Observed	--
4/11/2021	0.32	3.5	North	Good	Downstream	No Foam Observed	No Foam Observed	No Foam Observed	--
4/12/2021	0.11	2	Northeast	Good	Downstream	No Foam Observed	No Foam Observed	No Foam Observed	--
4/13/2021	0.01	9.3	West-Southwest	Good	Downstream	No Foam Observed	No Foam Observed	No Foam Observed	--
4/14/2021	0.15	4.5	West-Southwest	Good	Downstream	No Foam Observed	No Foam Observed	No Foam Observed	--
4/15/2021	0.04	10.5	North-Northeast	Good	Downstream	No Foam Observed	No Foam Observed	No Foam Observed	--
4/16/2021	0.04	4	Northwest	Good	Downstream	No Foam Observed	No Foam Observed	No Foam Observed	--
4/17/2021	0	5	East	Good	Downstream	No Foam Observed	No Foam Observed	No Foam Observed	--
4/18/2021	0	5	South	Good	Downstream	No Foam Observed	No Foam Observed	No Foam Observed	--
4/19/2021	0	12	Northwest	Good	Downstream	No Foam Observed	No Foam Observed	No Foam Observed	--
4/20/2021	0	3.3	East	Good	Downstream	No Foam Observed	No Foam Observed	No Foam Observed	--
4/21/2021	0	6	South	Good	No flow observed	No Foam Observed	No Foam Observed	No Foam Observed	--
4/22/2021	0	7	Southwest	Good	Downstream	No Foam Observed	No Foam Observed	No Foam Observed	--
4/23/2021	0	12	West	Good	Downstream	No Foam Observed	No Foam Observed	No Foam Observed	--
4/24/2021	0.03	5	Southeast	Good	No flow observed	No Foam Observed	No Foam Observed	No Foam Observed	--
4/25/2021	0	9.5	North-Northeast	Good	Downstream	No Foam Observed	No Foam Observed	No Foam Observed	--
4/26/2021	0.13	7	East-Southeast	Good	No flow observed	No Foam Observed	No Foam Observed	No Foam Observed	--
4/27/2021	0.69	8	East	Good	Downstream	No Foam Observed	No Foam Observed	No Foam Observed	--
4/28/2021	0.4	9	North-Northeast	Good	Downstream	No Foam Observed	No Foam Observed	No Foam Observed	--
4/29/2021	0.09	8	West-Northwest	Good	Downstream	No Foam Observed	No Foam Observed	No Foam Observed	--
4/30/2021	0.02	11	North	Good	Downstream	No Foam Observed	No Foam Observed	No Foam Observed	--

**Table 6**  
**Ditch E Inspection Summary**  
**Tycos Fire Products LP**  
**Marinette, Wisconsin**

Ditch E									
Date	Weather Conditions			Inspection Summary					
	Precipitation (inches)	Wind Speed (miles per hour)	Wind Direction	Boom Condition	Ditch Flow Observations	Foam Observation Location	Foam Description	Uncollapsed Foam Volume Collected (gal)	Comments
5/1/2021	0	7	South-Southwest	Good	Downstream	No Foam Observed	No Foam Observed	No Foam Observed	--
5/2/2021	0.08	6	Northeast	Good	Downstream	No Foam Observed	No Foam Observed	No Foam Observed	--
5/3/2021	0.38	5.7	North-Northeast	Good	Downstream	No Foam Observed	No Foam Observed	No Foam Observed	--
5/4/2021	0.01	10.5	North-Northwest	Good	Downstream	No Foam Observed	No Foam Observed	No Foam Observed	--
5/5/2021	0	10	Southeast	Good	No flow observed	No Foam Observed	No Foam Observed	No Foam Observed	--
5/6/2021	0	2	West	Good	No flow observed	No Foam Observed	No Foam Observed	No Foam Observed	--
5/7/2021	0.11	4.5	East-Northeast	Good	Downstream	No Foam Observed	No Foam Observed	No Foam Observed	--
5/8/2021	0	4	North	Good	No flow observed	No Foam Observed	No Foam Observed	No Foam Observed	--
5/9/2021	0	9	East-Southeast	Good	No flow observed	No Foam Observed	No Foam Observed	No Foam Observed	--
5/10/2021	0.01	3	Southeast	Good	No flow observed	No Foam Observed	No Foam Observed	No Foam Observed	--
5/11/2021	0.01	15	North	Good	No flow observed	No Foam Observed	No Foam Observed	No Foam Observed	--
5/12/2021	0	13	East-Southeast	Good	No flow observed	No Foam Observed	No Foam Observed	No Foam Observed	--
5/13/2021	0	3	East	Good	No flow observed	No Foam Observed	No Foam Observed	No Foam Observed	--
5/14/2021	0	12	South	Good	No flow observed	No Foam Observed	No Foam Observed	No Foam Observed	--
5/15/2021	0	9	Southeast	Good	No flow observed	No Foam Observed	No Foam Observed	No Foam Observed	--
5/16/2021	0.01	6	South-Southwest	Good	No flow observed	No Foam Observed	No Foam Observed	No Foam Observed	--
5/17/2021	0	9	South	Good	No flow observed	No Foam Observed	No Foam Observed	No Foam Observed	--
5/18/2021	0	12	Southeast	Good	No flow observed	No Foam Observed	No Foam Observed	No Foam Observed	--
5/19/2021	0.45	5	South-Southeast	Good	No flow observed	No Foam Observed	No Foam Observed	No Foam Observed	--
5/20/2021	0.01	4	South-Southwest	Good	No flow observed	No Foam Observed	No Foam Observed	No Foam Observed	--
5/21/2021	0.03	6	South-Southeast	Good	No flow observed	No Foam Observed	No Foam Observed	No Foam Observed	--
5/22/2021	0.01	7	West-Northwest	Good	No flow observed	No Foam Observed	No Foam Observed	No Foam Observed	--
5/23/2021	0.02	9	East-Northeast	Good	No flow observed	No Foam Observed	No Foam Observed	No Foam Observed	--
5/24/2021	0.06	4.3	Southeast	Good	No flow observed	No Foam Observed	No Foam Observed	No Foam Observed	--
5/25/2021	0.07	12	West-Southwest	Good	No flow observed	No Foam Observed	No Foam Observed	No Foam Observed	--
5/26/2021	0	9	West-Northwest	Good	No flow observed	No Foam Observed	No Foam Observed	No Foam Observed	--
5/27/2021	0.12	6	East-Northeast	Good	No flow observed	No Foam Observed	No Foam Observed	No Foam Observed	--
5/28/2021	0	3	East-Southeast	Good	No flow observed	No Foam Observed	No Foam Observed	No Foam Observed	--
5/29/2021	0	2.5	South-Southeast	Good	No flow observed	No Foam Observed	No Foam Observed	No Foam Observed	--
5/30/2021	0	5	West-Southwest	Good	No flow observed	No Foam Observed	No Foam Observed	No Foam Observed	--
5/31/2021	0.56	7	Southwest	Good	No flow observed	No Foam Observed	No Foam Observed	No Foam Observed	--
6/1/2021	0.01	5	South-Southeast	Good	No flow observed	No Foam Observed	No Foam Observed	No Foam Observed	--
6/2/2021	0.09	6	South	Good	No flow observed	No Foam Observed	No Foam Observed	No Foam Observed	--
6/3/2021	0.01	5	West-Southwest	Good	No flow observed	No Foam Observed	No Foam Observed	No Foam Observed	--
6/4/2021	0	2	Southwest	Good	No flow observed	No Foam Observed	No Foam Observed	No Foam Observed	--
6/5/2021	0	9	Southwest	Good	No flow observed	No Foam Observed	No Foam Observed	No Foam Observed	--
6/6/2021	0	9	South-Southwest	Good	No flow observed	No Foam Observed	No Foam Observed	No Foam Observed	--
6/7/2021	0	6.5	South-Southeast	Good	No flow observed	No Foam Observed	No Foam Observed	No Foam Observed	--
6/8/2021	0	6	South-Southeast	Good	No flow observed	No Foam Observed	No Foam Observed	No Foam Observed	--
6/9/2021	0	6.5	East-Northeast	Good	No flow observed	No Foam Observed	No Foam Observed	No Foam Observed	--
6/10/2021	0	5	East	Good	No flow observed	No Foam Observed	No Foam Observed	No Foam Observed	--
6/11/2021	0	3.5	East-Northeast	Good	No flow observed	No Foam Observed	No Foam Observed	No Foam Observed	--
6/12/2021	0	3.5	North-Northwest	Good	No flow observed	No Foam Observed	No Foam Observed	No Foam Observed	--
6/13/2021	0.2	5	West-Northwest	Good	No flow observed	No Foam Observed	No Foam Observed	No Foam Observed	--
6/14/2021	0	6.5	Northwest	Good	No flow observed	No Foam Observed	No Foam Observed	No Foam Observed	--



**Table 6**  
**Ditch E Inspection Summary**  
**Tyco Fire Products LP**  
**Marinette, Wisconsin**

Ditch E									
Date	Weather Conditions			Inspection Summary					
	Precipitation (inches)	Wind Speed (miles per hour)	Wind Direction	Boom Condition	Ditch Flow Observations	Foam Observation Location	Foam Description	Uncollapsed Foam Volume Collected (gal)	Comments
6/15/2021	0	6.5	East-Southeast	Good	No flow observed	No Foam Observed	No Foam Observed	No Foam Observed	--
6/16/2021	0	6	South	Good	No flow observed	No Foam Observed	No Foam Observed	No Foam Observed	--
6/17/2021	0	10	Southwest	Good	No flow observed	No Foam Observed	No Foam Observed	No Foam Observed	--
6/18/2021	0	7.5	West	Good	No flow observed	No Foam Observed	No Foam Observed	No Foam Observed	Very low water level
6/19/2021	0	8	East	Good	No flow observed	No Foam Observed	No Foam Observed	No Foam Observed	Very low water level
6/20/2021	0.06	5	East-Southeast	Good	No flow observed	No Foam Observed	No Foam Observed	No Foam Observed	--
6/21/2021	0.16	12	North-Northwest	Good	No flow observed	No Foam Observed	No Foam Observed	No Foam Observed	Very low water level
6/22/2021	0	6.5	Northeast	Good	No flow observed	No Foam Observed	No Foam Observed	No Foam Observed	Very low water level
6/23/2021	0	4	Southwest	Good	No flow observed	No Foam Observed	No Foam Observed	No Foam Observed	Very low water level
6/24/2021	0.37	3	South	Good	No flow observed	No Foam Observed	No Foam Observed	No Foam Observed	Very low water level
6/25/2021	0.01	1	South	Good	No flow observed	No Foam Observed	No Foam Observed	No Foam Observed	Very low water level
6/26/2021	0	6	East-Northeast	Good	No flow observed	No Foam Observed	No Foam Observed	No Foam Observed	--
6/27/2021	2.18	7	North	Good	No flow observed	No Foam Observed	No Foam Observed	No Foam Observed	--
6/28/2021	0	3	West-Southwest	Good	No flow observed	No Foam Observed	No Foam Observed	No Foam Observed	--
6/29/2021	0.71	5	West-Southwest	Good	No flow observed	No Foam Observed	No Foam Observed	No Foam Observed	--
6/30/2021	0.74	1.5	South-Southwest	Good	No flow observed	No Foam Observed	No Foam Observed	No Foam Observed	--
7/1/2021	0	6.5	East-Northeast	Good	No flow observed	No Foam Observed	No Foam Observed	No Foam Observed	--
7/2/2021	0	4	South	Good	No flow observed	No Foam Observed	No Foam Observed	No Foam Observed	--
7/3/2021	0	7	North-Northwest	Good	No flow observed	No Foam Observed	No Foam Observed	No Foam Observed	--
7/4/2021	0	4	West-Southwest	Good	No flow observed	No Foam Observed	No Foam Observed	No Foam Observed	--
7/5/2021	1.87	7	West	Good	No flow observed	No Foam Observed	No Foam Observed	No Foam Observed	--
7/6/2021	0.39	8.5	East-Northeast	Good	Downstream	No Foam Observed	No Foam Observed	No Foam Observed	--
7/7/2021	0.73	10.5	Northeast	Good	Downstream	No Foam Observed	No Foam Observed	No Foam Observed	--
7/8/2021	0	6.5	East-Northeast	Good	Downstream	No Foam Observed	No Foam Observed	No Foam Observed	--
7/9/2021	0	5.7	South-Southeast	Good	Downstream	No Foam Observed	No Foam Observed	No Foam Observed	--
7/10/2021	0	3.5	East	Good	No flow observed	No Foam Observed	No Foam Observed	No Foam Observed	--
7/11/2021	0	5	Northeast	Good	No flow observed	No Foam Observed	No Foam Observed	No Foam Observed	--
7/12/2021	0	6	Northeast	Good	No flow observed	No Foam Observed	No Foam Observed	No Foam Observed	--
7/13/2021	0	3	Northwest	Good	No flow observed	No Foam Observed	No Foam Observed	No Foam Observed	--
7/14/2021	0.75	3.5	West-Northwest	Good	No flow observed	No Foam Observed	No Foam Observed	No Foam Observed	--
7/15/2021	0.22	8	North-Northwest	Good	No flow observed	No Foam Observed	No Foam Observed	No Foam Observed	--
7/16/2021	0	5	East	Good	No flow observed	No Foam Observed	No Foam Observed	No Foam Observed	--
7/17/2021	0	4	East-Northeast	Good	No flow observed	No Foam Observed	No Foam Observed	No Foam Observed	--
7/18/2021	0	2	North-Northwest	Good	No flow observed	No Foam Observed	No Foam Observed	No Foam Observed	--
7/19/2021	0	5	West-Northwest	Good	No flow observed	No Foam Observed	No Foam Observed	No Foam Observed	--
7/20/2021	0	6	North	Good	No flow observed	No Foam Observed	No Foam Observed	No Foam Observed	--
7/21/2021	0	4	East-Northeast	Good	No flow observed	No Foam Observed	No Foam Observed	No Foam Observed	--
7/22/2021	0	3.5	South-Southwest	Good	No flow observed	No Foam Observed	No Foam Observed	No Foam Observed	--
7/23/2021	0.86	4	East-Southeast	Good	No flow observed	No Foam Observed	No Foam Observed	No Foam Observed	--

**Table 6**  
**Ditch E Inspection Summary**  
**Tyco Fire Products LP**  
**Marinette, Wisconsin**

Ditch E									
Date	Weather Conditions			Inspection Summary					
	Precipitation (inches)	Wind Speed (miles per hour)	Wind Direction	Boom Condition	Ditch Flow Observations	Foam Observation Location	Foam Description	Uncollapsed Foam Volume Collected (gal)	Comments
7/24/2021	0.82	2	West-Northwest	Good	No flow observed	No Foam Observed	No Foam Observed	No Foam Observed	--
7/25/2021	0	8	West-Northwest	Good	No flow observed	No Foam Observed	No Foam Observed	No Foam Observed	--
7/26/2021	0.37	4	Southwest	Good	No flow observed	No Foam Observed	No Foam Observed	No Foam Observed	--
7/27/2021	0.59	3	East-Southeast	Good	Downstream	No Foam Observed	No Foam Observed	No Foam Observed	--
7/28/2021	0.15	4	South	Good	No flow observed	No Foam Observed	No Foam Observed	No Foam Observed	--
7/29/2021	0.01	7	Northeast	Good	No flow observed	No Foam Observed	No Foam Observed	No Foam Observed	--
7/30/2021	0	4	East-Southeast	Good	No flow observed	No Foam Observed	No Foam Observed	No Foam Observed	--
7/31/2021	0	4.5	North-Northwest	Good	No flow observed	No Foam Observed	No Foam Observed	No Foam Observed	--
8/1/2021	0.00	2	East-Southeast	Good	No flow observed	No Foam Observed	No Foam Observed	No Foam Observed	--
8/2/2021	0.00	2	North-Northwest	Good	No flow observed	No Foam Observed	No Foam Observed	No Foam Observed	--
8/3/2021	0.00	3	Southwest	Good	No flow observed	No Foam Observed	No Foam Observed	No Foam Observed	--
8/4/2021	0.00	2	West-Southwest	Good	No flow observed	No Foam Observed	No Foam Observed	No Foam Observed	--
8/5/2021	0.00	5.3	Southwest	Good	No flow observed	No Foam Observed	No Foam Observed	No Foam Observed	--
8/6/2021	0.00	3	South	Good	No flow observed	No Foam Observed	No Foam Observed	No Foam Observed	--
8/7/2021	0.12	1	South-Southeast	Good	No flow observed	No Foam Observed	No Foam Observed	No Foam Observed	--
8/8/2021	0.76	1	South	Good	No flow observed	No Foam Observed	No Foam Observed	No Foam Observed	--
8/9/2021	0.01	5.7	Southeast	Good	No flow observed	No Foam Observed	No Foam Observed	No Foam Observed	--
8/10/2021	0.32	1	Southwest	Good	No flow observed	No Foam Observed	No Foam Observed	No Foam Observed	--
8/11/2021	0.27	5	Southwest	Good	No flow observed	No Foam Observed	No Foam Observed	No Foam Observed	--
8/12/2021	0.00	6	South-Southwest	Good	No flow observed	No Foam Observed	No Foam Observed	No Foam Observed	--
8/13/2021	0.00	1	Northwest	Good	No flow observed	No Foam Observed	No Foam Observed	No Foam Observed	--
8/14/2021	0.00	4.5	South-Southeast	Good	No flow observed	No Foam Observed	No Foam Observed	No Foam Observed	--
8/15/2021	0.00	3	Southwest	Good	No flow observed	No Foam Observed	No Foam Observed	No Foam Observed	--
8/16/2021	0.00	6	Southwest	Good	No flow observed	No Foam Observed	No Foam Observed	No Foam Observed	--
8/17/2021	0.00	7.3	Southwest	Good	No flow observed	No Foam Observed	No Foam Observed	No Foam Observed	--
8/18/2021	0.00	5	South-Southwest	Good	No flow observed	No Foam Observed	No Foam Observed	No Foam Observed	--
8/19/2021	0.00	4	South	Good	No flow observed	No Foam Observed	No Foam Observed	No Foam Observed	--
8/20/2021	0.00	3	Southeast	Good	No flow observed	No Foam Observed	No Foam Observed	No Foam Observed	--
8/21/2021	0.00	5.5	South-Southwest	Good	No flow observed	No Foam Observed	No Foam Observed	No Foam Observed	--
8/22/2021	0.00	1.5	North-Northeast	Good	No flow observed	No Foam Observed	No Foam Observed	No Foam Observed	--
8/23/2021	0.00	0	East-Southeast	Good	No flow observed	No Foam Observed	No Foam Observed	No Foam Observed	--
8/24/2021	0.07	2	West	Good	No flow observed	No Foam Observed	No Foam Observed	No Foam Observed	--
8/25/2021	0.01	3	Northwest	Good	No flow observed	No Foam Observed	No Foam Observed	No Foam Observed	--
8/26/2021	0.04	2	Northeast	Good	No flow observed	No Foam Observed	No Foam Observed	No Foam Observed	--
8/27/2021	1.23	1.5	East	Good	No flow observed	No Foam Observed	No Foam Observed	No Foam Observed	--
8/28/2021	0.23	3	South-Southwest	Good	No flow observed	No Foam Observed	No Foam Observed	No Foam Observed	--
8/29/2021	0.13	6	South-Southwest	Good	No flow observed	No Foam Observed	No Foam Observed	No Foam Observed	--
8/30/2021	0.00	3	West	Good	No flow observed	No Foam Observed	No Foam Observed	No Foam Observed	--
8/31/2021	0	1.5	Northeast	Good	No flow observed	No Foam Observed	No Foam Observed	No Foam Observed	--
9/1/2021	0	4	Southeast	Good	No flow observed	No Foam Observed	No Foam Observed	No Foam Observed	--
9/2/2021	0	3	South-Southeast	Good	No flow observed	No Foam Observed	No Foam Observed	No Foam Observed	--
9/3/2021	0	2	South-Southwest	Good	No flow observed	No Foam Observed	No Foam Observed	No Foam Observed	--
9/4/2021	0.04	4	North-Northwest	Good	No flow observed	No Foam Observed	No Foam Observed	No Foam Observed	--
9/5/2021	0.01	6.5	West	Good	No flow observed	No Foam Observed	No Foam Observed	No Foam Observed	--
9/6/2021	0	3	South-Southwest	Good	No flow observed	No Foam Observed	No Foam Observed	No Foam Observed	--
<b>Total:</b>								<b>0</b>	



**Table 6**  
**Ditch E Inspection Summary**  
**Tyco Fire Products LP**  
**Marinette, Wisconsin**

Ditch E									
Date	Weather Conditions			Inspection Summary					
	Precipitation (inches)	Wind Speed (miles per hour)	Wind Direction	Boom Condition	Ditch Flow Observations	Foam Observation Location	Foam Description	Uncollapsed Foam Volume Collected (gal)	Comments

**Notes:**

Daily visual inspections of Ditch E began on 3/17/21

Booms were deployed at Ditch E on 4/1/21.

Foam volumes are approximate based on the visual observation at the time of collection

Yellow shaded = Foam Observed