

TRANSMITTAL LETTER

TRC
708 Heartland Trail Suite 3000
Madison, WI 53717
Telephone 608-826-3600
Fax 608-826-3941

To: Michael Schmoller Project Manager Wisconsin Department of Natural Resources South Central Region 3911 Fish Hatchery Road Fitchburg, WI 53711	Date: September 8, 2016 Project No: 243950 Phase 4 Project Name: Madison-Kipp Corporation Groundwater and Soil Vapor Extraction and Treatment Systems BRRTS No. 02-13-558625 Facility ID No. 113125320
--	---

Via Mail Courier Overnight Pick-up Hand Delivered

We are enclosing the following:

- Shop Drawings Prints Plans Specifications
 Copy of Letter Change Order Permits Report

COPIES	DATE	DESCRIPTION
1	9/8/2016	Operations, Monitoring, and Maintenance Semi-Annual Report for the period January 1, 2016 – June 30, 2016

- For your approval For your review and comment Returned for corrections
 For your use Approved as submitted Resubmit ___ copies for approval
 As requested Approved as noted Return ___ corrected prints

Enclosed is an electronic and hard copy of the Operations, Monitoring, and Maintenance Semi-Annual Report for the period of January 1, 2016 through June 30, 2016 for the Madison-Kipp Corporation.

Please contact me at 608-826-3665 if you have any questions.

Sincerely,



Andrew Stehn
Project Engineer

cc: Alina Satkoski – Madison-Kipp Corporation



Operations, Monitoring, and Maintenance Semi-Annual Report

January 1, 2016 – June 30, 2016

Madison-Kipp Corporation
Groundwater and Soil Vapor Extraction and Treatment Systems
Facility ID No. 113125320, BRRTS No. 02-13-558625

September 2016

Andrew Stehn, E.I.T.
Project Engineer

Katherine A. Vater, P.E.
Project Manager

Table of Contents

1.	Introduction.....	1
1.1	Site Description.....	1
1.2	Site Background.....	1
1.3	Offsite Sub-slab Depressurization System Inspections.....	2
1.4	Purpose and Scope.....	2
2.	GETS OM&M.....	3
2.1	System Operation.....	3
2.2	Monthly Discharge Monitoring Reports.....	4
2.3	Monthly Vapor Sampling.....	4
3.	SVE OM&M.....	5
3.1	System Operation.....	5
3.2	Monthly Vapor Sampling.....	5
4.	Groundwater Monitoring.....	6
4.1	Monitoring Well Network and Sampling Program.....	6
4.2	Groundwater Flow Conditions.....	6
4.3	Groundwater Sampling Results.....	6
5.	Conclusions and Recommendations.....	8
5.1	Conclusions.....	8
5.2	Recommendations.....	8
6.	References.....	10

List of Tables

Table 1	Summary of Groundwater Extraction System Operation and Mass Removal
Table 2	GETS WPDES Sample Compliance Results
Table 3	Combined SVE and GETS Gas Analytical Data - January 1, 2016 - June 30, 2016
Table 4	Estimate of GAC Effluent Emissions - Total Volatile Organic Compounds
Table 5	Estimate of GAC Effluent Gas Emissions for Tetrachloroethene
Table 6	Estimate of GAC Effluent Gas Emissions for Trichloroethene

Table 7	Estimate of GAC Effluent Gas Emissions for Cis-1,2-Dichloroethene
Table 8	Estimate of GAC Effluent Gas Emissions for Vinyl Chloride
Table 9	Summary of SVE Operations - January 1, 2016 - June 30, 2016
Table 10	2016 Performance Monitoring Plan
Table 11	Groundwater Analytical Results Summary
Table 12	Summary of Groundwater Elevations - January 2016 - June 2016

List of Figures

Figure 1	Site Location Map
Figure 2	Well Locations Map
Figure 3	Extraction Well Influence April 2016
Figure 4	Water Table Elevations April 2016
Figure 5	Lower Lone Rock Formation Potentiometric Surface April 2016
Figure 6	Upper Wonewoc Formation Potentiometric Surface April 2016
Figure 7	Tetrachloroethene (PCE) Concentrations April 2016
Figure 8	Lower Lone Rock Formation Tetrachloroethene Isoconcentrations April 2016
Figure 9	Upper Wonewoc Formation Tetrachloroethene Isoconcentrations April 2016
Figure 10	Soil Vapor Extraction Well and Vapor Monitoring Point Location Map

List of Appendices

Appendix A	Trend Plots
Appendix B	Remediation Site Operation, Maintenance, Monitoring, and Optimization Report Form 4400-194
Appendix C	June 2016 WPDES DMR Submittal
Appendix D	Monthly SVE/GETS Influent and Effluent Vapor Laboratory Analytical Results
Appendix E	Quarterly Groundwater Monitoring Laboratory Analytical Reports

Section 1

Introduction

TRC Environmental Corp. (TRC), on behalf of Madison-Kipp Corp. (MKC), is reporting on the operation, monitoring, and maintenance (OM&M) of the groundwater and soil vapor extraction and treatment systems at MKC's facility at 201 Waubesa Street, Madison, Wisconsin (Site).

1.1 Site Description

The Site is located in the southwest quarter of Section 5, Township 7 North, Range 10 East in Dane County, Wisconsin. The Site Location Map is shown on Figure 1. The Site is approximately 7.5 acres in area, with a 130,000 square foot building occupying much of the Site. The building has a basement and a second floor over part of the footprint. There is a second 6,000 square foot building in the northeast corner of the property, housing the Groundwater Extraction Treatment System (GETS) and storage. The remainder of the Site is predominately paved in asphalt for driveways and parking lots. The Site is zoned M-1 (industrial/manufacturing), and is currently operated as a metal die casting facility.

The Site is surrounded by a mix of commercial, industrial, and residential land use. The Site is bounded by the Capital City Bike Trail to the north, residences to the east, Atwood Avenue to the south, and Waubesa Street to the west. The Goodman Community Center is located to the north across the Capital City Bike Trail. Residences are located adjacent to the east and west sides of the Site. Commercial properties are located to the south.

The Site is located on the northeastern end of the Madison Isthmus, which is a narrow strip of land separating Lake Mendota and Lake Monona. The Site is approximately 1,500 feet north of Lake Monona and approximately 6,800 feet east of Lake Mendota. These two lakes are the hydrologic boundaries for the Site. The topography of the Site is flat, with an elevation ranging from approximately 870 to 880 feet above mean sea level. The Site and surrounding areas are serviced by municipal water supply and sewer systems.

1.2 Site Background

Environmental investigation and remediation activities have been on-going at the Site since 1994. Investigation activities included defining the extent of tetrachloroethene (PCE) and, beginning in 2012, polychlorinated biphenyls (PCBs), polycyclic aromatic hydrocarbons (PAHs) and Resource Conservation and Recovery Act metals (RCRA Metals). A complete summary of the project background, including the on-site and off-site investigations is included in the 2015

Annual Report submitted to the Wisconsin Department of Natural Resources (WDNR) on April 12, 2016 by Arcadis U.S., Inc. (Arcadis, 2016) and in previous reports referenced therein.

The Site active remediation systems include a Soil Vapor Extraction System (SVE) and a Groundwater Extraction Treatment System (GETS). The SVE system began permanent continuous operation in May 2013 and has been operating since then. In 2015, Arcadis completed the installation of the GETS at the Site, and conducted testing from July 2015 start-up through December 2015. During the start-up period, the system was operated at its 45 gallon per minute (gpm) capacity, but was occasionally offline for system optimization and equipment repairs/modification. The GETS has operated full-time since January 2016.

1.3 Offsite Sub-slab Depressurization System Inspections

MKC completed the annual inspections of the off-site sub-slab depressurization systems in the first quarter of 2016.

1.4 Purpose and Scope

On-going OM&M activities are completed to monitor the status of soil gas and groundwater conditions at the Site and to ensure the treatment systems are operating as designed and in compliance with regulatory standards. OM&M activities include: GETS operation and monthly Discharge Monitoring Reports, SVE operation, quarterly Site groundwater monitoring, and annual Site soil gas monitoring. The purpose of this Semi-Annual Report is to provide documentation of OM&M activities performed during January 1 through June 30, 2016. An Annual Report for the second-half of 2016, including annual Site soil gas monitoring, will be prepared in early 2017.

This Semi-Annual Report describes:

- GETS OM&M,
- SVE OM&M,
- Groundwater Monitoring, and
- Conclusions and Recommendations.

Section 2

GETS OM&M

MKC is operating a GETS system for extraction and treatment of PCE-impacted groundwater. The system was installed in 2015 and is described in detail in Groundwater Extraction and Treatment System (GETS) Construction Documentation Report (Arcadis, 2015b).

2.1 System Operation

Over the period of January 1 through June 30, 2016, the GETS was generally operated at 45 gpm. The system was occasionally shutdown due to routine maintenance and repairs. During the early portion of this reporting period the GETS pump was shut down for repairs and the system was restarted in January 2016. The location of the extraction well (GWE-1) is identified on Figure 2 and the extent of influence from the extraction well as of April 2016 is shown on Figure 3. MKC personnel complete weekly monitoring of the GETS and an operations summary table is included in Table 1.

A total of 9,437,285 gallons of groundwater were treated during this reporting period. During this reporting period approximately 160 pounds of VOCs were removed. From the start of the system through the end of June 2016, approximately 220 pounds of VOCs have been removed through operation of the GETS. A trend plot depicting the cumulative VOCs removed over time since the start-up of the GETS system is included in Trend Plot A.1 of Appendix A. In addition, the trend plot showing PCE concentration verses time for the groundwater extraction well (GWE-1) is include in Trend Plot A.2 of Appendix A. Additional system operation information is noted in the attached Remediation Site Operation, Maintenance, Monitoring, and Optimization Report Form 4400-194 in Appendix B.

In June 2016, MKC modified the peroxide storage system and installed a dedicated peroxide tank. A 35-gallon tank was installed and the peroxide metering pump is now installed in the tank. The permanent tank allows MKC to fill it with supply drums as needed before the tank is empty. Previously, peroxide was pumped directly from a vendor-supplied 15-gallon shipping drum and once emptied, the GETS would be shut down until an additional supply drum was installed. Since installation of the tank, the system has operated more consistently, as anticipated with the now constant supply of peroxide.

2.2 Monthly Discharge Monitoring Reports

For performance monitoring and permit compliance, MKC personnel collect samples of the extracted groundwater (GETS influent) and treated groundwater (GETS effluent) on a monthly basis. Table 2 provides the influent and effluent laboratory analytical results for this reporting period. MKC submits monthly Discharge Monitoring Reports (DMRs) required for the system operation and discharge permit (Wisconsin Pollution Discharge Elimination System (WPDES) Permit number WI-0046566-6). The DMRs for January through June 2016 were submitted to the WDNR on February 2, 2016, March 2, 2016, April 1, 2016, May 5, 2016, June 6, 2016, and July 6, 2016 with their respective laboratory analytical reports. A copy of the last submittal from the June 2016 monitoring event is included in Appendix C. There were no exceedances of the permit limits during the first half of 2016.

2.3 Monthly Vapor Sampling

The SVE system and GETS produce gases which are combined and treated with granular activated carbon (GAC) for vapor-phase volatile organic compounds (VOCs). The GAC influent and GAC effluent gas are sampled on a monthly basis for performance and compliance monitoring. An analytical summary table with influent and effluent results are included in Table 3 and the laboratory analytical reports are included in Appendix D. The influent concentration of total VOCs compared to time, for this reporting period, is provided in Trend Plot A.3 in Appendix A. An emission rate was calculated based on the effluent analytical results and combined system flow rate; and results were compared to NR 445 and NR 406. No regulatory standards for effluent emissions from the combined systems were exceeded. Table 4 through 8 include a summary of the monthly emission rates for total VOCs, PCE, trichloroethene (TCE), cis-1, 2, dichloroethene (Cis-1, 2-DCE), and vinyl chloride (VC) for this reporting period.

Section 3

SVE OM&M

MKC is operating a SVE system for extraction and treatment of shallow soil vapor on the east-northeast portion of the Site. The system began permanent operation in May 2013 and has been in operation since.

3.1 System Operation

The SVE system was operated on a continuous basis during this reporting period, with the exception of occasional maintenance shut-downs to complete general maintenance and repairs. During this reporting period, the transfer pump and level switch for the system vapor liquid separator required repairs to ensure continued operation of the SVE system. Final repairs to the system were completed in May 2016. Weekly system operation readings are obtained by MKC personnel and a summary of the operational parameters are included in Table 9. VOCs were monitored in the gas removed from each soil vapor extraction well on a monthly basis using a Photoionization Detector (PID). Readings were generally reported less than one parts per million (ppm) during this reporting period with the exception of select monitoring events. A slight increase in VOC was observed at times and readings were reported between one and ten ppm.

3.2 Monthly Vapor Sampling

The treatment and sampling of the gases removed from the SVE are described in Section 2.3. Additional system operation information is noted in the attached Remediation Site Operation, Maintenance, Monitoring, and Optimization Report Form 4400-194 in Appendix B.

Section 4

Groundwater Monitoring

The 2016 groundwater monitoring program, including water level gauging and sampling, at the Site is being conducted as described in the 2015 Annual Report (Arcadis, 2016) and as summarized in Table 10.

4.1 Monitoring Well Network and Sampling Program

The Site contains 42 monitoring wells, 4 multi-port wells, and one operational extraction well. The locations of the wells are shown on Figure 2. Groundwater in 14 monitoring wells and 2 multi-port well intervals was sampled for field and chemical analysis in January and April 2016 per the requirements provided in the GETS Performance Monitoring Plan (Arcadis, 2015a). As part of the monitoring program, GWE-1 was sampled in accordance with the monthly permit compliance. These monitoring wells were sampled to evaluate the effectiveness of the GETS operation which was installed to remove VOCs from the groundwater and provide hydraulic containment to minimize off-site migration.

4.2 Groundwater Flow Conditions

Water levels in 36 Site monitoring wells and 20 multi-port well intervals were gauged on January 19, 2016 and April 19, 2016. Because of the presence of ice/snow, some wells could not be located during the January monitoring event and were unable to be gauged. The groundwater elevations are summarized in Table 12, and the April 2016 water table map and potentiometric surface maps for the Lower Lone Rock formation and Upper Wonewoc formation are shown on Figures 4 through 6. Overall, the groundwater elevations and the direction of groundwater flow in 2016 are generally consistent with historical observations. The extraction well (GWE-1) has a local influence on flow within the Lower Lone Rock and Upper Wonewoc formations, as shown in Figure 3.

Groundwater flow at the water table coverages toward the site from the north and west with some potential influence from GWE-1. The groundwater flow within the Lower Lone Rock and Upper Wonewoc were easterly with influence towards the groundwater extraction well, GWE-1.

4.3 Groundwater Sampling Results

Groundwater samples from the monitoring wells and associated quality control samples were analyzed for VOCs and geochemical field parameters. The results from the groundwater

sampling to date are included in Table 11 and the laboratory analytical reports for the January and April 2016 monitoring events are included in Appendix E. Figure 7 includes the results for the April 2016 monitoring event.

Isoconcentration maps for PCE were created for the Lower Lone Rock and Upper Wonewoc, Figures 8 and 9, respectively. The contours are based on the data set collected during the April monitoring event. October 2015 data was used in conjunction with April 2016 data for interpretation as noted on Figures 8 and 9.

Based on the laboratory analytical results for the January and April monitoring events, groundwater quality within the majority of the monitored wells were consistent with historical results. Monitoring wells within close proximity to GWE-1 have shown a decrease in PCE and breakdown products TCE and cis-1, 2-DCE concentrations compared to historical results. Monitoring well MW-9D2 showed a slight increase from the previous monitoring events with a reported PCE concentration of 58 µg/L as of April 2016 compared to 41 µg/L reported in October of 2015. Site monitoring well MW-17 showed a slight increase from the previous 2015 monitoring events with a PCE concentration of 1100 µg/L in April 2016. This concentration is within historical reported detections for this well where the highest reported PCE concentration was 1300 µg/L as of January 2013.

Of the wells monitored during the January and April 2016 monitoring events, MW-17 contained the highest reported detection for PCE. The concentration over time for MW-17 was analyzed and is depicted in Trend Plot A.4 of Appendix A. Continued sampling over the next few quarters will provide further information in reference to the effectiveness of the GETS and Site wide groundwater quality. A more extensive round of groundwater monitoring is planned for October 2016 as indicated in Table 10. Following this monitoring event, the Site wide groundwater quality will be furthered assessed and discussed in the 2016 Annual Report.

Section 5

Conclusions and Recommendations

5.1 Conclusions

The OM&M activities for the SVE and GETS were completed as required at the Site during this reporting period. Both systems operated continuously throughout this reporting period, with the exception of pump repair for the GETS, routine maintenance, and vapor-liquid separator pump and switch repair for the SVE system.

Site groundwater monitoring was completed in January and April 2016. As additional monitoring events are completed, further data and concentration verses time analyses will be completed to evaluate the effectiveness of the GETS. As of July 2016, the GETS will have been operated for approximately twelve months with system troubleshooting being completed during the first six months of operation, and regular operation beginning in approximately January 2016.

Overall groundwater monitoring indicates that the groundwater quality at the Site is consistent with historical results with the exception of select monitoring wells within close proximity to the groundwater extraction well.

5.2 Recommendations

Based on the results of the January through June 2016 OM&M, no immediate actions are required and OM&M is planned to continue for the remainder of 2016. Work planned for the remainder of 2016 includes the following:

- GETS operation;
- SVE system operation;
- Compliance monitoring;
- Groundwater monitoring;
- Soil-Gas monitoring; and
- Annual report preparation.

Recommended changes to Site OM&M program for the remainder of 2016.

- Re-evaluate the SVE system OM&M. The SVE system has been in permanent continuous operation for over three years. System influent monitoring prior to combining the GETS and SVE vapor treatment indicated that concentrations decreased since the initial start-up

of the permanent system (May 2013) through July 2015. Following continued SVE operation through 2016, selective SVE monitoring is recommended to evaluate the SVE system effectiveness and performance. Quarterly monitoring of the SVE influent gas from the combined header (pre-treatment) is recommended for the remainder of 2016 and into the first half of 2017. The first sample will be collected in September 2016 to begin the evaluation of the system. Following evaluation select modifications and/or operational requirements will be recommended.

No additional Site OM&M program changes are planned for the remainder of 2016, although the following monitoring and operational parameters are being considered for the 2017 Site OM&M program.

- Assuming consistent GETS operations, evaluate and potentially reduce the GETS DMR permit required sampling parameters and/or frequency. Currently the GETS discharge permit requires analysis of oil and grease; biological oxygen demand; volatile organic compounds; select polycyclic aromatic hydrocarbons (PAHs), total suspended solids (TSS), and chloride on a monthly basis.
- Evaluation of the annual soil gas sampling program.
- Evaluation of the groundwater monitoring program.
 - Evaluate wells being used for water level gauging;
 - Evaluate wells included for sampling and the frequency of sampling; and
 - Evaluate the multi-port intervals being used for gauging and sampling.

Section 6

References

Arcadis U.S., Inc. 2015a. *Gets Performance Monitoring Plan, Madison-Kipp Corporation, 201 Waubesa Street, Madison, Wisconsin.* July 2015.

Arcadis U.S., Inc. 2015b. *Groundwater Extraction and Treatment System (GETS) Construction Documentation Report, Madison-Kipp Corporation, 201 Waubesa Street, Madison, Wisconsin.* November 19, 2015.

Arcadis U.S., Inc. 2016. *2015 Annual Report, Madison-Kipp Corporation, 201 Waubesa Street, Madison, Wisconsin.* April 12, 2016.

Table 1
 Summary of Groundwater Extraction System Operation and Mass Removal
 Madison Kipp Corporation
 201 Waubesa Street
 Madison, Wisconsin

DATE		GROUNDWATER DISCHARGED THIS PERIOD (gal)	CUMULATIVE GROUNDWATER DISCHARGED (gal) ⁽¹⁾	AVERAGE DISCHARGE FLOW RATE ⁽²⁾ (gpd)	AVERAGE DISCHARGE FLOW RATE ⁽²⁾ (gpm)	INFLUENT SAMPLE RESULTS ⁽³⁾	EFFLUENT SAMPLE RESULTS ⁽³⁾	CUMULATIVE VOCs REMOVED ^{(1),(4)} (pounds)	COMMENTS
						VOCs (µg/L)	VOCs (µg/L)		
1/18/2016	1/18/2016 9:00	--	--	--	--	2,555	69.7	61	Flow data not recorded during this monitoring event.
1/27/2016	1/27/2016 13:20	666,450	5,350,050	--	--	NS	NS	75	
2/1/2016	2/1/2016 9:15	--	--	--	--	NS	NS	75	Flow data not recorded during this monitoring event.
2/8/2016	2/8/2016 8:00	--	--	--	--	2,300	68.4	75	
2/15/2016	2/15/2016 9:45	1,178,785	6,528,835	62,533	43	NS	NS	97	
2/23/2016	2/23/2016 12:15	453,980	6,982,815	56,018	39	NS	NS	110	
3/3/2016	3/3/2016 8:30	531,175	7,513,990	60,062	42	NS	NS	120	
3/7/2016	3/7/2016 14:00	190,490	7,704,480	45,042	31	2,500	65.3	120	
3/14/2016	3/14/2016 7:30	433,705	8,138,185	64,452	45	NS	NS	130	
3/21/2016	3/21/2016 8:00	388,195	8,526,380	55,292	38	NS	NS	140	
3/28/2016	3/28/2016 13:15	326,345	8,852,725	45,208	31	NS	NS	140	
4/6/2016	4/6/2016 9:40	565,330	9,418,055	63,874	44	2,000	58.21	150	
4/11/2016	4/11/2016 10:50	327,170	9,745,225	64,804	45	NS	NS	160	
4/18/2016	4/18/2016 7:15	429,400	10,174,625	62,680	44	NS	NS	160	
4/26/2016	4/26/2016 7:45	472,575	10,647,200	58,918	41	NS	NS	170	
5/4/2016	5/4/2016 7:50	--	--	--	--	1,700	60.9	170	
5/11/2016	5/11/2016 10:45	635,230	11,282,430	41,999	29	NS	NS	180	
5/20/2016	5/20/2016 12:00	468,230	11,750,660	51,726	36	NS	NS	190	
5/24/2016	5/24/2016 7:10	246,075	11,996,735	64,780	45	NS	NS	190	
6/1/2016	6/1/2016 9:30	511,105	12,507,840	63,121	44	NS	NS	200	
6/7/2016	6/7/2016 7:15	380,890	12,888,730	64,489	45	1,500	57.4	200	
6/14/2016	6/14/2016 7:45	--	--	--	--	NS	NS	200	HMI screen frozen no reading obtained.
6/21/2016	6/21/2016 7:30	842,590	13,731,320	60,140	42	NS	NS	210	
6/27/2016	6/27/2016 7:45	389,565	14,120,885	64,815	45	NS	NS	220	

Notes:

The total gallons treated and VOCs removed by the GETS prior to January 2016 is further discussed in the 2015 Annual Report (ARCADIS, April, 2016).
 The GETS was shutdown between January 1 and 14, 2016 for groundwater extraction pump repairs. The system was restarted on January 14, 2016.
 Between January 14, 2016 through June 30, 2016 the GETS periodically shut down for peroxide tank change out, sequestrate drum change out, peroxide dedicated tank installation, and routine maintenance.
 -- = Field reading recorded is not consistent with previous collected data and not used for calculations or system issues did not allow a reading to be obtained.
 VOCs = Volatile Organic Compounds
 WDNR = Wisconsin Department of Natural Resources
 WPDES = Wisconsin Pollution Discharge Elimination System
 DMR = Discharge Monitoring Report
 GETS - Groundwater Extraction and Treatment System

Created By: A.Stehn 7/24/2016
 Checked By: B.Vater 7/26/2016

Footnotes:

1. The cumulative groundwater treated through December 31, 2015 was 4,683,600 gallons and cumulative VOCs removed through December 31, 2015 was 61 pounds, as reported in the 2015 Annual Report (ARCADIS, April 2016).
2. The GETS standard operation is 45 gpm. The average discharge flow rate calculations noted take into account system down time and are based on volume of groundwater extracted and time elapsed between monitoring events.
3. Analytical laboratory reports were submitted to the WDNR each month during this reporting period with the WPDES DMR submittal (Permit WI-0046566-6).
4. Compliance sampling is completed on a monthly basis. For weeks where samples were not collected the previously obtained sampling data was used for cumulative VOCs calculations.

Table 2
GETS WPDES Compliance Sample Results
Madison-Kipp Corporation Site
201 Waubesa Street, Madison, Wisconsin

PARAMETER	PERMIT DISCHARGE LIMITS	UNIT	LOCATION SAMPLE DATE											
			INFLUENT 1/18/2016	EFFLUENT 1/18/2016	INFLUENT 2/8/2016	EFFLUENT 2/8/2016	INFLUENT 3/7/2016	EFFLUENT 3/7/2016	INFLUENT 4/6/2016	EFFLUENT 4/6/2016	INFLUENT 5/4/2016	EFFLUENT 5/4/2016	INFLUENT 6/7/2016	EFFLUENT 6/7/2016
Miscellaneous														
Oil & Grease	10	mg/L	1.7 JB	2.5 JB	0.68 JB	<0.57	1.6 J B	0.87 J B F1	1.3 J	0.86 J	1.0 J B	1.1 J B	<1.5	<1.4
Chloride	395	mg/L	110	140	100	110	100	100	100	100	100	100	100	98
Total Suspended Solids	40	mg/L	<1.6	<1.6	<1.6	<1.6	2.0 J	<1.6	<1.6	5.0	<1.6	<1.6	<2.5	5.5
Biological Oxygen Demand	20	mg/L	<2.0	<2.0	<2.0	<2.0	<2.0	<2.0	<2.0	<2.0	<2.0	<2.0	<2.0	<2.0
VOCs														
1,1,1-Trichloroethane	50	µg/L	<1.9	<0.38	<1.9	<0.38	<1.9	<0.38	<1.9	<0.38	<1.9	<0.38	<0.76	<0.38
1,1,2,2-Tetrachloroethane	50	µg/L	<2.0	<0.40	<2.0	<0.40	<2.0	<0.40	<2.0	<0.40	<2.0	<0.40	<0.80	<0.40
1,1,2-Trichloroethane	50	µg/L	<1.8	<0.35	<1.8	<0.35	<1.8	<0.35	<1.8	<0.35	<1.8	<0.35	<0.70	<0.35
1,1-Dichloroethane	50	µg/L	<2.0	<0.39	<2.0	<0.39	<2.0	<0.39	<2.0	<0.39	<2.0	<0.39	<0.78	<0.39
1,2-Dichloroethane	180	µg/L	<2.0	<0.39	<2.0	<0.39	<2.0	<0.39	<2.0	<0.39	<2.0	<0.39	<0.78	<0.39
Benzene	50	µg/L	<0.73	<0.15	<0.73	<0.15	<0.73	<0.15	<0.73	<0.15	<0.73	<0.15	<0.29	<0.15
Bromodichloromethane	120	µg/L	<1.9	<0.37	<1.9	<0.37	<1.9	<0.37	<1.9	<0.37	<1.9	<0.37	<0.74	<0.37
Bromoform	120	µg/L	<2.2	<0.45	<2.2	<0.45	<2.2	<0.45	<2.2	<0.45	<2.2	<0.45	<0.89	<0.45
Bromomethane	NE	µg/L	<3.2	<0.65	<3.2	<0.65	<3.2	<0.65	<3.2	<0.65	<3.2	<0.65	<1.3	<0.65
Carbon Tetrachloride	150	µg/L	<1.9	<0.38	<1.9	<0.38	<1.9	<0.38	<1.9	<0.38	<1.9	<0.38	<0.77	<0.38
cis-1,2-Dichloroethene	NE	µg/L	14	18	<2.0	19	<2.0	19	<2.0	18	<2.0	17	<0.82	16
Chloromethane	NE	µg/L	<1.6	<0.32	<1.6	<0.32	<1.6	<0.32	<1.6	<0.32	<1.6	<0.32	<0.64	<0.32
Ethylbenzene	NE	µg/L	<0.92	<0.18	<0.92	<0.18	<0.92	<0.18	<0.92	<0.18	<0.92	<0.18	<0.37	<0.18
Tetrachloroethene	50	µg/L	2500	46	2300	43	2500	40	2000	34	1700	38	1500	36
Toluene	NE	µg/L	<0.76	<0.15	<0.76	<0.15	<0.76	<0.15	<0.76	<0.15	<0.76	<0.15	<0.30	<0.15
Total Xylenes	NE	µg/L	<2.0	<0.40	<2.0	<0.40	<2.0	<0.40	<2.0	0.61 J	<2.0	<0.40	<0.80	<0.40
trans-1,2-Dichloroethene	NE	µg/L	<1.7	<0.35	<1.7	<0.35	<1.7	<0.35	<1.7	<0.35	<1.7	<0.35	<0.70	<0.35
Trichloroethene	50	µg/L	41	5.7	<0.82	6.4	<0.82	6.3	<0.82	5.6	<0.82	5.9	<0.33	5.4
Vinyl chloride	10	µg/L	<1.0	<0.20	<1.0	<0.20	<1.0	<0.20	<1.0	<0.20	<1.0	<0.20	<0.41	<0.20
Total BTEX ⁽¹⁾	750	µg/L	<2.0	<0.40	<2.0	<0.40	<2.0	<0.40	<2.0	0.61 J	<2.0	<0.40	<0.80	<0.40
Total VOCs (includes BTEX)	NE	µg/L	2555	69.7	2300	68.4	2500	65.3	2000	58.21	1700	60.9	1500	57.4
PAHs														
Benzo(a)anthracene	NE	µg/L	<0.024	<0.026	<0.024	<0.024	<0.024	<0.024*	<0.024	<0.023	<0.025 *	<0.023 *	<0.027	<0.026 *
Benzo(a)pyrene	0.1	µg/L	<0.024	<0.026	<0.024	<0.024	<0.024	<0.024	<0.024	<0.023	<0.025	<0.023	<0.027	<0.026
Benzo(b)fluoranthene	NE	µg/L	<0.024	<0.026	<0.024	<0.024	<0.024	<0.024	<0.024	<0.023	<0.025	<0.023	<0.027	<0.026
Benzo(g,h,i)perylene	NE	µg/L	<0.048	<0.052	<0.048	<0.048	<0.048	<0.048	<0.047	<0.046	<0.050	<0.046	<0.054	<0.052
Benzo(k)fluoranthene	NE	µg/L	<0.048	<0.052	<0.048	<0.048	<0.048	<0.048	<0.047	<0.046	<0.050	<0.046	<0.054	<0.052
Chrysene	NE	µg/L	<0.048	<0.052	<0.048	<0.048	<0.048	<0.048*	<0.047	<0.046	<0.050 *	<0.046 *	<0.054	<0.052 *
Dibenzo(a,h)anthracene	NE	µg/L	<0.024	<0.026	<0.024	<0.024	<0.024	<0.024	<0.024	<0.023	<0.025	<0.023	<0.027	<0.026
Fluoranthene	NE	µg/L	<0.048	<0.052	<0.048	<0.048	<0.048	<0.048	<0.047	<0.046	<0.050	<0.046	<0.054	<0.052
Indeno(1,2,3-cd)pyrene	NE	µg/L	<0.024	<0.026	<0.024	<0.024	<0.024	<0.024	<0.024	<0.023	<0.025	<0.023	<0.027	<0.026
Naphthalene	70	µg/L	<0.048	<0.052	<0.048	<0.048	<0.048	<0.048	0.41	<0.046	<0.050	0.077 J	<0.054	<0.052
Phenanthrene	NE	µg/L	<0.048	<0.052	<0.048	<0.048	<0.048	<0.048	<0.047	<0.046	<0.050	<0.046	<0.054	<0.052
Pyrene	NE	µg/L	<0.048	<0.052	<0.048	<0.048	<0.048	<0.048*	<0.047	<0.046	<0.050 *	<0.046 *	<0.054	<0.052 *
PAHs Group of 10 Total ⁽²⁾	0.1	µg/L	<0.048	<0.052	<0.048	<0.048	<0.048	<0.048	0.41	<0.046	<0.050	0.077 J	<0.054	<0.052

Notes:
 < = Less than
 µg/L = Micrograms per liter
 mg/L = Milligrams per liter
 greater than or equal to the detection limit.
 * = ISTD response or retention time outside of acceptable limits.
 NE = Not Established
 PAHs = Polynuclear Aromatic Hydrocarbons
 VOCs = Volatile Organic Compounds

Footnotes:
⁽¹⁾ Total BTEX is the sum of the benzene, toluene, ethylbenzene and xylene concentrations. If all compounds were below their corresponding laboratory detection limits, then the highest detection limit of the BTEX compounds was noted.
⁽²⁾ PAH group of 10 (Polynuclear Aromatic Hydrocarbons) include the sum of the following individual compounds: benzo(a)anthracene, benzo(b)fluoranthene, benzo(g,h,i)perylene, benzo(k)fluoranthene, chrysene, dibenzo(a,h)anthracene, fluoranthene, indeno(1,2,3-cd)pyrene, phenanthrene, and pyrene. If all compounds were below their corresponding laboratory detection limits, then the highest detection limit of the PAH group compounds was noted.

Created By: T. Krause 8/11/2016
 Checked By: A. Stehn 8/11/2016

Table 3
 Combined SVE and GETS Gas Analytical Data - January 1, 2016 - June 30, 2016
 Madison-Kipp Corporation
 201 Waubesa Street
 Madison, Wisconsin

SAMPLE DATE	1/18/2016		2/8/2016		3/7/2016		4/6/2016		5/4/2016		6/7/2016	
SAMPLE LOCATION	INFLUENT	EFFLUENT	INFLUENT	EFFLUENT	INFLUENT	EFFLUENT	INFLUENT	EFFLUENT	INFLUENT	EFFLUENT	INFLUENT	EFFLUENT
Vinyl Chloride	<7.2	1.9	<3.7	<2.2	<2.2	2.2	<16	3.4	<14	<2.0	<16	<2.2
1,1-Dichloroethene	<7.2	<1.6	<3.7	<2.2	<2.2	<1.3	<16	1.8	<14	<2.0	<16	<2.2
cis-1,2-Dichloroethene	640	220	220	130	150	460	480	360	530	430	440	450
Benzene	<7.2	1.8	<3.7	<2.2	<2.2	<1.3	<16	<1.3	<14	<2.0	<16	<2.2
Trichloroethene	370	20	130	23	78	13	400	15	340	16	400	17
Toluene	<7.2	<1.6	25	<2.2	<2.2	<1.3	<16	3	<14	<2.0	<16	18
Tetrachloroethene	2400	340	1100	340	690	140	4100	200	3100	180	3700	180
Ethyl Benzene	<7.2	<1.6	<3.7	<2.2	<2.2	<1.3	<16	15	<14	<2.0	<16	<2.2
m,p-Xylene	<7.2	<1.6	<3.7	<2.2	<2.2	<1.3	28	72	<14	2.2	<16	2.4
o-Xylene	<7.2	<1.6	<3.7	<2.2	<2.2	<1.3	<16	32	<14	<2.0	<16	<2.2
1,3,5-Trimethylbenzene	<7.2	<1.6	<3.7	<2.2	8.9	<1.3	<16	3.8	<14	<2.0	<16	<2.2
1,2,4-Trimethylbenzene	<7.2	<1.6	<3.7	<2.2	42	7.8	<16	9.1	<14	<2.0	<16	<2.2

Notes:

All concentrations in this table are reported in ppbv unless otherwise noted.

All samples were analyzed using Method TO-15 and the analytes shown in the table are from the VOC analyte list. Only analytes that were detected in at least one sample are shown in the table. A complete list of constituents analyzed are included in the laboratory analytical reports.

< = Constituent not detected above noted laboratory method detection limit.

Bold = Constituent detected above laboratory detection limit.

SVE = Soil vapor extraction

GETS = Groundwater extraction and treatment system

ppbv = parts per billion by volume

VOCs = Volatile Organic Compounds

Created by: L. Auner 8/11/16

Checked by: B. Vater 8/11/16

Table 4
 Estimate of GAC Effluent Emissions - Total Volatile Organic Compounds
 Madison-Kipp Corporation
 201 Waubesa Street
 Madison, Wisconsin

DATE	TOTAL VOC CONCENTRATION ⁽¹⁾⁽²⁾	SYSTEM FLOW RATE ⁽³⁾	EMISSION RATE ⁽⁴⁾
	µg/m ³	CFM	lb/hr
1/18/2016	3500	389.4	5.2E-03
2/8/2016	3300	362.2	4.5E-03
3/7/2016	3100	364.1	4.2E-03
4/6/2016	3700	363.8	5.0E-03
5/4/2016	3300	361.0	4.5E-03
6/7/2016	3500	354.9	4.7E-03
Average Emission Rate⁽⁵⁾ =			4.7E-03
NR 406 Emission Threshold =			5.7

Notes:

VOCs = Volatile Organic Compounds
 SVE = Soil Vapor Extraction
 GETS = Groundwater extraction and treatment system.
 CFM = cubic feet per minute
 µg/m³ = micrograms per cubic meters
 lb/hr = pounds per hour

Created By: A. Stehn 08/14/2016
 Checked By: L. Auner 08/15/2016

Footnotes:

- As of 7/14/2015 the vapors recovered from the SVE system and the GETS operation were combined and are treated through a vapor-phase activated carbon system. An influent and effluent vapor sample is collected each month and analyzed using Method TO-15. The total VOC concentration listed is representative of the effluent sample collected post treatment of the SVE and GETS operations.
- Total VOC concentrations were calculated based on analytes reported above and below the method reporting limit. For detected analytes, the reported concentrations were used. For all other analytes detected below the method reporting limit, half of the reporting limit was used.
- The system flow rate is a combined air flow rate from both the GETS and SVE system and is measured using flow meter FIT-201 which measures total flow from the activated carbon system.
- Emission rates were calculated based on the product of the monthly concentration and monthly system flow rate.
- Average Emission Rate is an average based on samples collected between January 2016 and June 2016.

Table 5
 Estimate of GAC Effluent Gas Emissions for Tetrachloroethene
 Madison-Kipp Corporation
 201 Waubesa Street
 Madison, Wisconsin

DATE	TOTAL PCE CONCENTRATION ⁽¹⁾⁽²⁾	SYSTEM FLOW RATE ⁽³⁾	EMISSION RATE ⁽⁴⁾	PERCENT OF NR 445 EMISSION THRESHOLD
	µg/m ³	CFM	lb/hr	%
1/18/2016	2300	389.4	3.4E-03	9.5E-03
2/8/2016	2300	362.2	3.1E-03	8.8E-03
3/7/2016	980	364.1	1.3E-03	3.8E-03
4/6/2016	1400	363.8	1.9E-03	5.4E-03
5/4/2016	1200	361.0	1.6E-03	4.6E-03
6/7/2016	1200	354.9	1.6E-03	4.5E-03
Average Emission Rate⁽⁵⁾ =			2.2E-03	lb/hr
NR 445 Emission Threshold =			35.4	lb/hr

Notes:

PCE = Tetrachloroethene
 SVE = Soil Vapor Extraction
 GETS = Groundwater extraction and treatment system.
 CFM = cubic feet per minute
 µg/m³ = micrograms per cubic meters
 lb/hr = pounds per hour

Created By: A. Stehn 08/14/2016

Checked By: L. Auner 08/15/2016

Footnotes:

1. As of 7/14/2015 the vapors recovered from the SVE system and the GETS operation were combined and are treated through a vapor-phase activated carbon system. An influent and effluent vapor sample is collected each month and analyzed using Method TO-15. The PCE concentration listed is representative of the effluent sample collected post treatment of the SVE and GETS operations.
2. The PCE concentration reported in the effluent sample was used for emission calculations. If the concentration was reported below the method reporting limit, half of the reporting limit was used for calculations.
3. The system flow rate is a combined air flow rate from both the GETS and SVE system and is measured using flow meter FIT-201 which measures total flow from the activated carbon system.
4. Emission rates were calculated based on the product of the monthly concentration and monthly system flow rate.
5. Average Emission Rate is an average based on samples collected between January 2016 and June 2016.

Table 6
 Estimate of GAC Effluent Gas Emissions for Trichloroethene
 Madison-Kipp Corporation
 201 Waubesa Street
 Madison, Wisconsin

DATE	TCE CONCENTRATION ⁽¹⁾⁽²⁾	SYSTEM FLOW RATE ⁽³⁾	EMISSION RATE ⁽⁴⁾	PERCENT OF NR 445 EMISSION THRESHOLD
	µg/m ³	CFM	lb/hr	%
1/18/2016	110	389.4	1.6E-04	2.9E-04
2/8/2016	120	362.2	1.6E-04	2.9E-04
3/7/2016	71	364.1	9.7E-05	1.7E-04
4/6/2016	81	363.8	1.1E-04	2.0E-04
5/4/2016	85	361.0	1.1E-04	2.0E-04
6/7/2016	91	354.9	1.2E-04	2.2E-04
Average Emission Rate⁽⁵⁾ =			1.3E-04	lb/hr
NR 445 Emission Threshold =			56.1	lb/hr

Notes:

TCE = Trichloroethene
 SVE = Soil Vapor Extraction
 GETS = Groundwater extraction and treatment system.
 CFM = cubic feet per minute
 µg/m³ = micrograms per cubic meters
 lb/hr = pounds per hour

Created By: A. Stehn 08/14/2016

Checked By: L. Auner 08/15/2016

Footnotes:

- As of 7/14/2015 the vapors recovered from the SVE system and the GETS operation were combined and are treated through a vapor-phase activated carbon system. An influent and effluent vapor sample is collected each month and analyzed using Method TO-15. The TCE concentration listed is representative of the effluent sample collected post treatment of the SVE and GETS operations.
- The TCE concentration reported in the effluent sample was used for emission calculations. If the concentration was reported below the method reporting limit, half of the reporting limit was used for calculations.
- The system flow rate is a combined air flow rate from both the GETS and SVE system and is measured using flow meter FIT-201 which measures total flow from the activated carbon system.
- Emission rates were calculated based on the product of the monthly concentration and monthly system flow rate.
- Average Emission Rate is an average based on samples collected between January 2016 and June 2016.

Table 7
 Estimate of GAC Effluent Gas Emissions for Cis-1,2-Dichloroethene
 Madison-Kipp Corporation
 201 Waubesa Street
 Madison, Wisconsin

DATE	CIS-1,2-DCE CONCENTRATION ⁽¹⁾⁽²⁾	SYSTEM FLOW RATE ⁽³⁾	EMISSION RATE ⁽⁴⁾	PERCENT OF NR 445 EMISSION THRESHOLD
	µg/m ³	CFM	lb/hr	%
1/18/2016	860	389.4	1.3E-03	7.6E-04
2/8/2016	530	362.2	7.2E-04	4.3E-04
3/7/2016	1800	364.1	2.5E-03	1.5E-03
4/6/2016	1400	363.8	1.9E-03	1.1E-03
5/4/2016	1700	361.0	2.3E-03	1.4E-03
6/7/2016	1800	354.9	2.4E-03	1.4E-03
Average Emission Rate⁽⁵⁾ =			1.8E-03	lb/hr
NR 445 Emission Threshold =			166	lb/hr

Notes:

Cis-1,2-DCE = Cis-1,2-Dichloroethene
 SVE = Soil Vapor Extraction
 GETS = Groundwater extraction and treatment system.
 CFM = cubic feet per minute
 µg/m³ = micrograms per cubic meters
 lb/hr = pounds per hour

Created By: A. Stehn 08/14/2016
 Checked By: L. Auner 08/15/2016

Footnotes:

- As of 7/14/2015 the vapors recovered from the SVE system and the GETS operation were combined and are treated through a vapor-phase activated carbon system. An influent and effluent vapor sample is collected each month and analyzed using Method TO-15. The Cis,1,2-DCE concentration listed is representative of the effluent sample collected post treatment of the SVE and GETS operations.
- The cis-1,2-DCE concentration reported in the effluent sample was used for emission calculations. If the concentration was reported below the method reporting limit, half of the reporting limit was used for calculations.
- The system flow rate is a combined air flow rate from both the GETS and SVE system and is measured using flow meter FIT-201 which measures total flow from the activated carbon system.
- Emission rates were calculated based on the product of the monthly concentration and monthly system flow rate.
- Average Emission Rate is an average based on samples collected between January 2016 and June 2016.

Table 8
 Estimate of GAC Effluent Gas Emissions for Vinyl Chloride
 Madison-Kipp Corporation
 201 Waubesa Street
 Madison, Wisconsin

DATE	VINYL CHLORIDE CONCENTRATION ⁽¹⁾⁽²⁾	SYSTEM FLOW RATE ⁽³⁾	EMISSION RATE ⁽⁴⁾	EMISSION RATE ⁽⁴⁾	PERCENT OF NR 445 EMISSION THRESHOLD
	µg/m ³	CFM	lb/hr	lb/yr	%
1/18/2016	5.0	389.4	7.3E-06	6.4E-02	7.7E-03
2/8/2016	2.9	362.2	3.9E-06	3.4E-02	4.2E-03
3/7/2016	5.7	364.1	7.8E-06	6.8E-02	8.2E-03
4/6/2016	8.8	363.8	1.2E-05	1.1E-01	1.3E-02
5/4/2016	2.6	361	3.5E-06	3.1E-02	3.7E-03
6/7/2016	2.85	354.9	3.79E-06	3.32E-02	4.00E-03
Average Emission Rate⁽⁵⁾ =				5.6E-02	lb/yr
NR 445 Emission Threshold =				--	830 lb/yr

Notes:

VC = Vinyl Chloride
 SVE = Soil Vapor Extraction
 GETS = Groundwater extraction and treatment system.
 CFM = cubic feet per minute
 µg/m³ = micrograms per cubic meters
 lb/hr = pounds per hour
 lb/yr = pounds per year

Created By: A. Stehn 08/14/2016
 Checked By: L. Auner 08/15/2016

Footnotes:

- As of 7/14/2015 the vapors recovered from the SVE system and the GETS operation were combined and are treated through a vapor-phase activated carbon system. An influent and effluent vapor sample is collected each month and analyzed using Method TO-15. The VC concentration listed is representative of the effluent sample collected post treatment of the SVE and GETS operations.
- The VC concentration reported in the effluent sample was used for emission calculations. If the concentration was reported below the method reporting limit, half of the reporting limit was used for calculations.
- The system flow rate is a combined air flow rate from both the GETS and SVE system and is measured using flow meter FIT-201 which measures total flow from the activated carbon system.
- Emission rates were calculated based on the product of the monthly concentration and monthly system flow rate.
- Average Emission Rate is an average based on samples collected between January 2016 and June 2016.

Table 9
 Summary of SVE Operations - January 1, 2016 - June 30, 2016
 Madison Kipp Corporation
 201 Waubesa Street
 Madison, Wisconsin

WELL ID	DATE	VACUUM (in H ₂ O)	FLOW RATE (cfm)	VOCs (ppm)
SVE-1	1/18/2016	-74.8	18.2	0.0
SVE-1	1/27/2016	-68.0	15.0	--
SVE-1	2/1/2016	-68.0	18.4	--
SVE-1	2/8/2016	-81.6	18.1	0.3
SVE-1	2/15/2016	-74.8	14.9	--
SVE-1	2/23/2016	-74.8	18.2	--
SVE-1	3/3/2016	-74.8	18.2	--
SVE-1	3/7/2016	-74.8	18.2	0.0
SVE-1	3/14/2016	-74.8	18.2	--
SVE-1	3/21/2016	-81.6	14.7	--
SVE-1	3/28/2016	-81.6	18.1	--
SVE-1	4/6/2016 - 4/7/2016	-81.6	18.1	3.2
SVE-1	4/11/2016	-74.8	18.2	--
SVE-1	4/18/2016	-68.0	15.0	--
SVE-1	4/26/2016	-68.0	15.0	--
SVE-1	5/4/2016	-74.8	14.9	0.1
SVE-1	5/11/2016	-81.6	14.7	--
SVE-1	5/20/2016	-74.8	14.9	--
SVE-1	5/24/2016	-74.8	14.9	--
SVE-1	6/1/2016	-81.6	14.7	--
SVE-1	6/7/2016	-74.8	14.9	0.0
SVE-1	6/14/2016	-74.8	14.9	--
SVE-1	6/21/2016	-74.8	14.9	--
SVE-1	6/27/2016	-81.6	14.7	--
SVE-1	7/6/2016	-81.6	14.7	--
SVE-1	7/15/2016	-74.8	14.9	--
SVE-1	7/20/2016	-74.8	14.9	0.0
SVE-1	7/27/2016	-81.6	14.7	--
SVE-1	8/1/2016	-74.8	14.9	--
SVE-1	8/8/2016	-74.8	18.2	0.2

SVE-2	1/18/2016	-68.0	28.1	0.0
SVE-2	1/27/2016	-61.2	24.0	--
SVE-2	2/1/2016	-61.2	26.3	--
SVE-2	2/8/2016	-68.0	26.1	0.2
SVE-2	2/15/2016	-68.0	26.1	--
SVE-2	2/23/2016	-68.0	28.1	--
SVE-2	3/3/2016	-68.0	28.1	--
SVE-2	3/7/2016	-68.0	28.1	0.2
SVE-2	3/14/2016	-68.0	26.1	--
SVE-2	3/21/2016	-68.0	33.6	--
SVE-2	3/28/2016	-68.0	31.9	--
SVE-2	4/6/2016 - 4/7/2016	-68.0	26.1	1.6
SVE-2	4/11/2016	-68.0	28.1	--
SVE-2	4/18/2016	-61.2	34.0	--
SVE-2	4/26/2016	-54.4	24.3	--
SVE-2	5/4/2016	-68.0	33.6	0.1
SVE-2	5/11/2016	-74.8	33.3	--
SVE-2	5/20/2016	-68.0	35.3	--
SVE-2	5/24/2016	-68.0	23.8	--

Table 9
 Summary of SVE Operations - January 1, 2016 - June 30, 2016
 Madison Kipp Corporation
 201 Waubesa Street
 Madison, Wisconsin

WELL ID	DATE	VACUUM (in H ₂ O)	FLOW RATE (cfm)	VOCs (ppm)
SVE-2	6/1/2016	-81.6	31.3	--
SVE-2	6/7/2016	-68.0	33.6	0.0
SVE-2	6/14/2016	-68.0	30.1	--
SVE-2	6/21/2016	-68.0	31.9	--
SVE-2	6/27/2016	-81.6	23.3	--
SVE-2	7/6/2016	-68.0	23.8	--
SVE-2	7/15/2016	-68.0	28.1	--
SVE-2	7/20/2016	-68.0	28.1	0.0
SVE-2	7/27/2016	-74.8	31.6	--
SVE-2	8/1/2016	-68.0	26.1	--
SVE-2	8/8/2016	-68.0	0.0	0.3

SVE-3	1/18/2016	-74.8	14.9	0.0
SVE-3	1/27/2016	-68.0	15.0	--
SVE-3	2/1/2016	-68.0	18.4	--
SVE-3	2/8/2016	-81.6	14.7	1.3
SVE-3	2/15/2016	-81.6	20.8	--
SVE-3	2/23/2016	-74.8	14.9	--
SVE-3	3/3/2016	-74.8	14.9	--
SVE-3	3/7/2016	-74.8	14.9	1.0
SVE-3	3/14/2016	-74.8	18.2	--
SVE-3	3/21/2016	-81.6	14.7	--
SVE-3	3/28/2016	-81.6	20.8	--
SVE-3	4/6/2016 - 4/7/2016	-81.6	10.4	9.0
SVE-3	4/11/2016	-81.6	14.7	--
SVE-3	4/18/2016	-68.0	15.0	--
SVE-3	4/26/2016	-74.8	14.9	--
SVE-3	5/4/2016	-81.6	14.7	2.4
SVE-3	5/11/2016	-81.6	10.4	--
SVE-3	5/20/2016	-81.6	14.7	--
SVE-3	5/24/2016	-81.6	18.1	--
SVE-3	6/1/2016	-88.4	10.3	--
SVE-3	6/7/2016	-81.6	14.7	0.7
SVE-3	6/14/2016	-81.6	18.1	--
SVE-3	6/21/2016	-81.6	18.1	--
SVE-3	6/27/2016	-81.6	14.7	--
SVE-3	7/6/2016	-81.6	14.7	--
SVE-3	7/15/2016	-81.6	20.8	--
SVE-3	7/20/2016	-74.8	18.2	0.0
SVE-3	7/27/2016	-81.6	10.4	--
SVE-3	8/1/2016	-81.6	14.7	--
SVE-3	8/8/2016	-81.6	14.7	0.4

SVE-4	1/18/2016	-68.0	21.3	0.5
SVE-4	1/27/2016	-68.0	21.3	--
SVE-4	2/1/2016	-68.0	21.3	--
SVE-4	2/8/2016	-68.0	21.3	1.7
SVE-4	2/15/2016	-74.8	18.2	--
SVE-4	2/23/2016	-68.0	23.8	--
SVE-4	3/3/2016	-68.0	21.3	--

Table 9
 Summary of SVE Operations - January 1, 2016 - June 30, 2016
 Madison Kipp Corporation
 201 Waubesa Street
 Madison, Wisconsin

WELL ID	DATE	VACUUM (in H ₂ O)	FLOW RATE (cfm)	VOCs (ppm)
SVE-4	3/7/2016	-68.0	23.8	1.0
SVE-4	3/14/2016	-68.0	21.3	--
SVE-4	3/21/2016	-74.8	23.5	--
SVE-4	3/28/2016	-74.8	25.8	--
SVE-4	4/6/2016 - 4/7/2016	-68.0	26.1	3.2
SVE-4	4/11/2016	-68.0	26.1	--
SVE-4	4/18/2016	-68.0	23.8	--
SVE-4	4/26/2016	-68.0	23.8	--
SVE-4	5/4/2016	-74.8	23.5	5.3
SVE-4	5/11/2016	-74.8	23.5	--
SVE-4	5/20/2016	-74.8	23.5	--
SVE-4	5/24/2016	-68.0	23.8	--
SVE-4	6/1/2016	-81.6	25.5	--
SVE-4	6/7/2016	-74.8	23.5	1.8
SVE-4	6/14/2016	-68.0	23.8	--
SVE-4	6/21/2016	-68.0	23.8	--
SVE-4	6/27/2016	-74.8	23.5	--
SVE-4	7/6/2016	-74.8	23.5	--
SVE-4	7/15/2016	-68.0	23.8	--
SVE-4	7/20/2016	-68.0	21.3	0.0
SVE-4	7/27/2016	-74.8	23.5	--
SVE-4	8/1/2016	-68.0	23.8	--
SVE-4	8/8/2016	-68.0	23.8	0.4

SVE-5	1/18/2016	-74.8	23.5	0.0
SVE-5	1/27/2016	-68.0	23.8	--
SVE-5	2/1/2016	-68.0	21.3	--
SVE-5	2/8/2016	-81.6	23.3	0.8
SVE-5	2/15/2016	-81.6	23.3	--
SVE-5	2/23/2016	-74.8	21.1	--
SVE-5	3/3/2016	-74.8	21.1	--
SVE-5	3/7/2016	-74.8	21.1	0.3
SVE-5	3/14/2016	-74.8	21.1	--
SVE-5	3/21/2016	-81.6	20.8	--
SVE-5	3/28/2016	-81.6	23.3	--
SVE-5	4/6/2016 - 4/7/2016	-81.6	23.3	6.5
SVE-5	4/11/2016	-74.8	23.5	--
SVE-5	4/18/2016	-68.0	21.3	--
SVE-5	4/26/2016	-68.0	23.8	--
SVE-5	5/4/2016	-81.6	23.3	0.5
SVE-5	5/11/2016	-81.6	23.3	--
SVE-5	5/20/2016	-81.6	23.3	--
SVE-5	5/24/2016	-74.8	21.1	--
SVE-5	6/1/2016	-81.6	23.3	--
SVE-5	6/7/2016	-81.6	23.3	0.8
SVE-5	6/14/2016	-81.6	23.3	--
SVE-5	6/21/2016	-74.8	23.5	--
SVE-5	6/27/2016	-81.6	25.5	--
SVE-5	7/6/2016	-68.0	26.1	--
SVE-5	7/15/2016	-74.8	23.5	--

Table 9
 Summary of SVE Operations - January 1, 2016 - June 30, 2016
 Madison Kipp Corporation
 201 Waubesa Street
 Madison, Wisconsin

WELL ID	DATE	VACUUM (in H ₂ O)	FLOW RATE (cfm)	VOCs (ppm)
SVE-5	7/20/2016	-74.8	23.5	0.0
SVE-5	7/27/2016	-81.6	23.3	--
SVE-5	8/1/2016	-74.8	23.5	--
SVE-5	8/8/2016	-74.8	23.5	0.3

SVE-6	1/18/2016	-68.0	31.9	0.0
SVE-6	1/27/2016	-68.0	31.9	--
SVE-6	2/1/2016	-68.0	31.9	--
SVE-6	2/8/2016	-74.8	34.9	0.3
SVE-6	2/15/2016	-68.0	31.9	--
SVE-6	2/23/2016	-68.0	33.6	--
SVE-6	3/3/2016	-68.0	31.9	--
SVE-6	3/7/2016	-68.0	23.8	0.1
SVE-6	3/14/2016	-68.0	23.8	--
SVE-6	3/21/2016	-74.8	25.8	--
SVE-6	3/28/2016	-74.8	23.5	--
SVE-6	4/6/2016 - 4/7/2016	-68.0	23.8	5.7
SVE-6	4/11/2016	-68.0	26.1	--
SVE-6	4/18/2016	-61.2	24.0	--
SVE-6	4/26/2016	-68.0	23.8	--
SVE-6	5/4/2016	-74.8	23.5	0.2
SVE-6	5/11/2016	-74.8	23.5	--
SVE-6	5/20/2016	-68.0	23.8	--
SVE-6	5/24/2016	-68.0	23.8	--
SVE-6	6/1/2016	-81.6	25.5	--
SVE-6	6/7/2016	-74.8	23.5	0.3
SVE-6	6/14/2016	-68.0	23.8	--
SVE-6	6/21/2016	-68.0	23.8	--
SVE-6	6/27/2016	-74.8	25.8	--
SVE-6	7/6/2016	-74.8	24.9	--
SVE-6	7/15/2016	-68.0	23.8	--
SVE-6	7/20/2016	-68.0	23.8	0.0
SVE-6	7/27/2016	-74.8	23.5	--
SVE-6	8/1/2016	-68.0	23.8	--
SVE-6	8/8/2016	-68.0	23.8	0.3

SVE-7	1/18/2016	-68.0	21.3	0.0
SVE-7	1/27/2016	-68.0	21.3	--
SVE-7	2/1/2016	-68.0	21.3	--
SVE-7	2/8/2016	-81.6	18.1	0.3
SVE-7	2/15/2016	-81.6	18.1	--
SVE-7	2/23/2016	-74.8	21.1	--
SVE-7	3/3/2016	-68.0	21.3	--
SVE-7	3/7/2016	-68.0	21.3	0.0
SVE-7	3/14/2016	-68.0	21.3	--
SVE-7	3/21/2016	-81.6	20.8	--
SVE-7	3/28/2016	-81.6	20.8	--
SVE-7	4/6/2016 - 4/7/2016	-74.8	21.1	3.2
SVE-7	4/11/2016	-68.0	21.3	--
SVE-7	4/18/2016	-68.0	18.4	--

Table 9
 Summary of SVE Operations - January 1, 2016 - June 30, 2016
 Madison Kipp Corporation
 201 Waubesa Street
 Madison, Wisconsin

WELL ID	DATE	VACUUM (in H ₂ O)	FLOW RATE (cfm)	VOCs (ppm)
SVE-7	4/26/2016	-68.0	18.4	--
SVE-7	5/4/2016	-81.6	18.1	0.0
SVE-7	5/11/2016	-81.6	18.1	--
SVE-7	5/20/2016	-81.6	18.1	--
SVE-7	5/24/2016	-81.6	18.1	--
SVE-7	6/1/2016	-81.6	18.1	--
SVE-7	6/7/2016	-81.6	14.7	0.1
SVE-7	6/14/2016	-74.8	18.2	--
SVE-7	6/21/2016	-74.8	18.2	--
SVE-7	6/27/2016	-81.6	18.1	--
SVE-7	7/6/2016	-81.6	18.1	--
SVE-7	7/15/2016	-74.8	18.2	--
SVE-7	7/20/2016	-74.8	18.2	0.3
SVE-7	7/27/2016	-81.6	20.8	--
SVE-7	8/1/2016	-74.8	21.1	--
SVE-7	8/8/2016	-74.8	21.1	0.3

SVE-8	1/18/2016	-68.0	26.1	0.0
SVE-8	1/27/2016	-68.0	23.8	--
SVE-8	2/1/2016	-68.0	18.4	--
SVE-8	2/8/2016	-74.8	18.2	0.2
SVE-8	2/15/2016	-68.0	21.3	--
SVE-8	2/23/2016	-68.0	15.0	--
SVE-8	3/3/2016	-68.0	18.4	--
SVE-8	3/7/2016	-68.0	18.4	0.0
SVE-8	3/14/2016	-68.0	21.3	--
SVE-8	3/21/2016	-74.8	21.1	--
SVE-8	3/28/2016	-81.6	23.3	--
SVE-8	4/6/2016 - 4/7/2016	-74.8	23.5	2.4
SVE-8	4/11/2016	-74.8	23.5	--
SVE-8	4/18/2016	-68.0	18.4	--
SVE-8	4/26/2016	-68.0	18.4	--
SVE-8	5/4/2016	-74.8	21.1	0.0
SVE-8	5/11/2016	-81.6	20.8	--
SVE-8	5/20/2016	-74.8	21.1	--
SVE-8	5/24/2016	-68.0	21.3	--
SVE-8	6/1/2016	-81.6	20.8	--
SVE-8	6/7/2016	-74.8	21.1	0.0
SVE-8	6/14/2016	-74.8	21.1	--
SVE-8	6/21/2016	-74.8	21.1	--
SVE-8	6/27/2016	-81.6	23.3	--
SVE-8	7/6/2016	-74.8	23.5	--
SVE-8	7/15/2016	-68.0	23.8	--
SVE-8	7/20/2016	-68.0	23.8	0.0
SVE-8	7/27/2016	-74.8	23.5	--
SVE-8	8/1/2016	-68.0	23.8	--
SVE-8	8/8/2016	-68.0	23.8	0.2

Table 9
 Summary of SVE Operations - January 1, 2016 - June 30, 2016
 Madison Kipp Corporation
 201 Waubesa Street
 Madison, Wisconsin

WELL ID	DATE	VACUUM (in H ₂ O)	FLOW RATE (cfm)	VOCs (ppm)
SVE-9	1/18/2016	NR	20.2	0.1
SVE-9	1/27/2016	NR	23.3	--
SVE-9	2/1/2016	-68.0	23.8	--
SVE-9	2/8/2016	-68.0	18.4	0.4
SVE-9	2/15/2016	-61.2	24.0	--
SVE-9	2/23/2016	-74.8	18.2	--
SVE-9	3/3/2016	-54.4	18.8	--
SVE-9	3/7/2016	-81.6	14.7	0.2
SVE-9	3/14/2016	-68.0	18.4	--
SVE-9	3/21/2016	-68.0	18.4	--
SVE-9	3/28/2016	-68.0	18.4	--
SVE-9	4/6/2016 - 4/7/2016	-68.0	18.4	2.4
SVE-9	4/11/2016	-74.8	18.2	--
SVE-9	4/18/2016	-54.4	18.8	--
SVE-9	4/26/2016	-54.4	18.8	--
SVE-9	5/4/2016	-68.0	18.4	0.3
SVE-9	5/11/2016	-68.0	18.4	--
SVE-9	5/20/2016	-74.8	18.2	--
SVE-9	5/24/2016	-68.0	18.4	--
SVE-9	6/1/2016	-74.8	18.2	--
SVE-9	6/7/2016	-54.4	15.3	0.2
SVE-9	6/14/2016	-61.2	18.6	--
SVE-9	6/21/2016	-54.4	18.8	--
SVE-9	6/27/2016	-68.0	18.4	--
SVE-9	7/6/2016	-68.0	18.4	--
SVE-9	7/15/2016	-54.4	18.8	--
SVE-9	7/20/2016	-54.4	28.7	0.0
SVE-9	7/27/2016	-81.6	18.1	--
SVE-9	8/1/2016	-68.0	18.4	--
SVE-9	8/8/2016	-54.4	21.7	0.3

Notes:

System operation data before January 2016 was previously reported.

Photoionization Detector (PID) did not calibrate on April 6, 2016.

NR = No reading recorded during system inspection.

-- = not monitored

cfm = cubic feet per minute

GETS = Groundwater Extraction System

in H₂O = Inches of water column

ppm = parts per million

SVE = Soil Vapor Extraction

VOCs = Volatile Organic Compounds

Table 10
2016 Performance Monitoring Plan
Madison-Kipp Corporation
201 Waubesa Street
Madison, Wisconsin

WELL/POINT ID	BEDROCK UNIT	SCREENED INTERVAL (ft bgs)	QUARTERLY GAUGING	QUARTERLY VOC SAMPLING ⁽¹⁾	OCTOBER VOC SAMPLING ⁽¹⁾	PUMP TYPE
GWE-1*	Lone Rock/ Wonewoc	55-175	X	X	X	NA
MW-1	Unconsolidated	14-24	X		X	Peristaltic
MW-2S	Unconsolidated	19-29	X			NA
MW-2D	Upper Lone Rock	39-44	X	X	X	Peristaltic
MW-3S	Unconsolidated	19-29	X		X	Peristaltic
MW-3D	Upper Lone Rock	48-53	X	X	X	Peristaltic
MW-3D2	Lower Lone Rock	76-81	X	X	X	Peristaltic
MW-3D3	Lower Wonewoc/Upper Eau Claire	214-224	X		X	GeoSub
MW-4D	Lower Lone Rock	65-70	X			NA
MW-4D2	Lower Lone Rock	91-96	X	X	X	Bladder
MW-5S	Upper Lone Rock	34-44	X		X	Peristaltic
MW-5D	Lower Lone Rock	75-80	X	X	X	Peristaltic
MW-5D2	Lower Wonewoc	166-171	X	X	X	Bladder
MW-5D3	Lower Wonewoc/Upper Eau Claire	225-235	X	X	X	GeoSub
MW-6S	Unconsolidated/ Upper Lone Rock	32-42	X		X	Bladder
MW-6D	Lower Lone Rock	66-71	X	X	X	Bladder
MW-7	Unconsolidated	25-35	X			NA
MW-8	Unconsolidated	24-34	X			NA
MW-9D	Upper Lone Rock	44-49	X		X	Peristaltic
MW-9D2	Lower Lone Rock	64-69	X	X	X	Peristaltic
MW-10S	Unconsolidated	11-21	X			NA
MW-11S	Unconsolidated	24-34	X			NA
MW-12S	Unconsolidated	3-13	X			NA
MW-17	Upper Wonewoc	160-170	X	X	X	Bladder
MW-18S	Unconsolidated	20-30	X			NA
MW-21D2	Upper Wonewoc	110-170	X			NA
MW-22S	Unconsolidated	25-35	X		X	Peristaltic
MW-22D	Upper Lone Rock	45-50	X	X	X	Bladder
MW-23S	Unconsolidated	25-35	X		X	Peristaltic
MW-23D	Upper Lone Rock	45-50	X	X	X	Bladder
MW-24	Upper Lone Rock	30-40	X			NA
MW-25D	Upper Wonewoc	120-130	X		X	Bladder
MW-25D2	Upper Wonewoc	160-170	X	X	X	Bladder
MW-26S	Unconsolidated	6.8-16.8	X			NA
MW-27D	Lower Wonewoc	130-140	X	X	X	Bladder
MW-27D2	Lower Wonewoc	170-180	X		X	Bladder
MP-13 Port 1	Lower Wonewoc	163-167	X		X	Westbay
MP-13 Port 2	Lower Wonewoc	135-139	X		X	Westbay
MP-13 Port 3	Upper Wonewoc	121-125	X		X	Westbay
MP-13 Port 4	Upper Wonewoc	102-106	X		X	Westbay
MP-13 Port 5	Lower Lone Rock	81-85	X		X	Westbay
MP-13 Port 6	Lower Lone Rock	67-71	X		X	Westbay
MP-13 Port 7	Upper Lone Rock	44-48	X		X	Westbay
MP-14 Port 1	Lower Wonewoc	170-178	X		X	Westbay
MP-14 Port 2	Lower Wonewoc	135-140	X	X	X	Westbay
MP-14 Port 3	Upper Wonewoc	100-105	X		X	Westbay
MP-14 Port 4	Lower Lone Rock	70-75	X			NA
MP-15 Port 1	Lower Wonewoc	177-187	X		X	Westbay
MP-15 Port 2	Lower Wonewoc	142-146	X		X	Westbay
MP-15 Port 3	Lower Wonewoc	120-125	X		X	Westbay
MP-15 Port 4	Upper Wonewoc	100-105	X		X	Westbay
MP-15 Port 5	Upper Wonewoc	88-92	X		X	Westbay
MP-16 Port 1	Lower Wonewoc	175-179	X		X	Westbay
MP-16 Port 2	Lower Wonewoc	140-144	X	X	X	Westbay
MP-16 Port 3	Upper Wonewoc	106-116	X		X	Westbay
MP-16 Port 4	Lower Lone Rock	80-84	X			NA
Total Sample Points:			56	17	43	

Notes:

*= The GWE-1 influent sample results from the month of the sampling event will be used.

Created By: W. Braga (8/9/2016)

Checked By: A. Stehn (8/11/2016)

Footnotes:

1. Quarterly sampling for 2016 consists of monitoring in January, April, July and October. Additional wells are sampled during the October monitoring event as indicated.

Table 11
Groundwater Analytical Results Summary
Madison-Kipp Corporation
Madison, Wisconsin

Well ID	Preventive	Enforcement	MW-1	MW-1	MW-1	MW-1	MW-1	MW-1	MW-1	MW-1	MW-1	MW-1	MW-1
Screen Interval (feet bgs)	Action Limit	Standard	14 - 24 ft	14 - 24 ft	14 - 24 ft	14 - 24 ft	14 - 24 ft	14 - 24 ft	14 - 24 ft	14 - 24 ft	14 - 24 ft	14 - 24 ft	14 - 24 ft
Sample Date			04/08/2010	03/29/2011	04/11/2012	01/15/2013	04/21/2013	07/18/2013	10/09/2013	04/22/2014	10/23/2014	04/14/2015	10/21/2015
VOCs													
1,1,1,2-Tetrachloroethane	7	70	< 0.25	< 0.25	< 0.31	< 0.25	< 0.25	< 0.25	< 0.25	< 0.25	< 0.25	< 0.25	< 0.46
1,1,1-Trichloroethane	40	200	< 0.5	< 0.5	< 0.26	< 0.2	< 0.2	< 0.2	< 0.2	< 0.20	< 0.20	< 0.20	< 0.38
1,1,2-Trichloroethane	0.5	5	< 0.25	< 0.25	< 0.3	< 0.28	< 0.28	< 0.28	< 0.28	< 0.28	< 0.28	< 0.28	< 0.35
1,1-Dichloroethane	0.7	7	1.1	0.95	0.94 J	0.84 J	< 0.31	< 0.31	0.62 J	< 0.31	< 0.31	< 0.31	< 0.39
1,2,4-Trimethylbenzene	96	480	< 0.2	< 0.2	< 0.22	< 0.14	< 0.14	< 0.14	< 0.14	< 0.14	< 0.14	< 0.14	< 0.36
1,2-Dibromoethane	0.005	0.05	< 0.2	< 0.2	< 0.45	< 0.36	< 0.36	< 0.36	< 0.36	< 0.36	< 0.36	< 0.36	< 0.39
1,2-Dichlorobenzene	60	600	< 0.2	< 0.2	< 0.21	< 0.27	< 0.27	< 0.27	< 0.27	< 0.27	< 0.27	< 0.27	< 0.33
1,2-Dichloropropane	0.5	5	< 0.5	< 0.5	< 0.36	< 0.2	< 0.2	< 0.2	< 0.2	< 0.20	< 0.20	< 0.20	< 0.43
1,2,3-Trichlorobenzene	NE	NE	< 0.25	< 0.25	< 0.36	< 0.24	< 0.24	< 0.24	< 0.24	< 0.24	< 0.24	< 0.24	< 0.46
1,2,4-Trichlorobenzene	14	70	< 0.25	< 0.25	< 0.22	< 0.31	< 0.31	< 0.31	< 0.31	< 0.31	< 0.31	< 0.31	< 0.34
1,3,5-Trimethylbenzene	96	480	< 0.2	< 0.2	< 0.23	< 0.18	< 0.18	< 0.18	< 0.18	< 0.18	< 0.18	< 0.18	< 0.25
2-Butanone (MEK)	800	4000	NA	NA	NA	NA	NA	NA	NA	NA	NA	NA	NA
2-Hexanone	NE	NE	NA	NA	NA	NA	NA	NA	NA	NA	NA	NA	NA
Acetone	1800	9000	NA	NA	NA	NA	NA	NA	NA	NA	NA	NA	NA
Benzene	0.5	5	< 0.2	< 0.2	< 0.12	< 0.074	< 0.074	< 0.074	< 0.074	< 0.074	< 0.074	< 0.074	< 0.15
Bromodichloromethane	0.06	0.6	< 0.2	< 0.2	< 0.23	< 0.17	< 0.17	< 0.17	< 0.17	< 0.17	< 0.17	< 0.17	< 0.37
Bromoform	0.44	4.4	< 0.2	< 0.2	< 0.45	< 0.28	< 0.28	< 0.28	< 0.28	< 0.28	< 0.28	< 0.28	< 0.48
Bromomethane	1	10	< 0.5	< 0.5	< 0.49	< 0.31	< 0.31	< 0.31	< 0.31	< 0.31	< 0.31	< 0.31	< 0.80
Carbon disulfide	200	1000	NA	NA	NA	NA	NA	NA	NA	NA	NA	NA	NA
Carbon tetrachloride	0.5	5	< 0.8	< 0.8	< 0.28	< 0.26	< 0.26	< 0.26	< 0.26	< 0.26	< 0.26	< 0.26	< 0.38
Chloroform	0.6	6	< 0.2	< 0.2	< 0.25	< 0.2	< 0.2	< 0.2	< 0.20	< 0.20	< 0.20	< 0.20	< 0.37
Chloromethane	3	30	< 0.3	< 0.3	< 0.24	< 0.18	< 0.18	< 0.18	< 0.18	< 0.18	< 0.18	< 0.18	< 0.32
cis-1,2-Dichloroethene	7	70	51	58	38	41	23	25	27	25	22	20	8
Dichlorodifluoromethane	200	1000	< 0.5	< 0.5	< 0.26	< 0.2	< 0.2	< 0.2	< 0.2	< 0.20	< 0.20	< 0.20	< 0.54
Ethylbenzene	140	700	< 0.5	< 0.5	< 0.14	< 0.13	< 0.13	< 0.13	< 0.13	< 0.13	< 0.13	< 0.13	< 0.18
Isopropylbenzene	NE	NE	< 0.2	< 0.2	< 0.21	< 0.14	< 0.14	< 0.14	< 0.14	< 0.14	< 0.14	< 0.14	< 0.39
m,p-Xylene	400	2000	NA	NA	NA	NA	NA	NA	NA	NA	NA	NA	NA
Methyl tert-butyl ether	12	60	< 0.5	< 0.5	< 0.28	< 0.24	< 0.24	< 0.24	< 0.24	< 0.24	< 0.24	< 0.24	< 0.39
Methylene chloride	0.5	5	< 1	< 1	8.5	< 0.68	< 0.68	< 0.68	< 0.68	< 0.68	< 0.68	< 0.68	< 1.6
Naphthalene	10	100	< 0.25	< 0.25	< 0.24	< 0.16	< 0.16	< 0.16	< 0.16	< 0.16	< 0.16	< 0.16	< 0.34
n-Butylbenzene	NE	NE	< 0.2	< 0.2	< 0.21	< 0.13	< 0.13	< 0.13	< 0.13	< 0.13	< 0.13	< 0.13	< 0.39
n-Propylbenzene	NE	NE	< 0.5	< 0.5	< 0.19	< 0.13	< 0.13	< 0.13	< 0.13	< 0.13	< 0.13	< 0.13	< 0.41
o-Xylene	400	2000	NA	NA	NA	NA	NA	NA	NA	NA	NA	NA	NA
p-Isopropyltoluene	NE	NE	< 0.2	< 0.2	< 0.24	< 0.17	< 0.17	< 0.17	< 0.17	< 0.17	< 0.17	< 0.17	< 0.36
sec-Butylbenzene	NE	NE	< 0.25	< 0.25	< 0.19	< 0.15	< 0.15	< 0.15	< 0.15	< 0.15	< 0.15	< 0.15	< 0.40
Styrene	10	100	< 0.5	< 0.5	< 0.26	< 0.1	< 0.1	< 0.1	< 0.1	< 0.10	< 0.10	< 0.10	< 0.39
tert-Butylbenzene	NE	NE	< 0.2	< 0.2	< 0.24	< 0.14	< 0.14	< 0.14	< 0.14	< 0.14	< 0.14	< 0.14	< 0.40
Tetrachloroethene	0.5	5	32	9	23	22	10	11	18	19	16	16	4.4
Toluene	160	800	< 0.5	< 0.5	< 0.15	< 0.11	< 0.11	< 0.11	< 0.11	< 0.11	< 0.11	< 0.11	< 0.15
trans-1,2-Dichloroethene	20	100	0.97	0.93	0.77 J	0.78 J	< 0.25	< 0.25	< 0.25	< 0.25	< 0.25	< 0.25	< 0.35
Trichloroethene	0.5	5	33	20	24	25	23	18	23	28	19	21	6.2
Vinyl chloride	0.02	0.2	1.5	1.1	0.86	0.63	< 0.1	< 0.1	< 0.1	< 0.10	< 0.10	< 0.10	< 0.20
Xylenes, Total	400	2000	< 0.5	< 0.5	< 0.3	< 0.068	< 0.068	< 0.068	< 0.068	< 0.068	< 0.068	< 0.068	< 0.22
Total PCBs													
Aroclor-1016	0.003	0.03	NA	NA	NA	< 0.17	NA	NA	NA	NA	NA	NA	NA
Aroclor-1232	0.003	0.03	NA	NA	NA	< 0.091	NA	NA	NA	NA	NA	NA	NA
Aroclor-1242	0.003	0.03	NA	NA	NA	< 0.13	NA	NA	NA	NA	NA	NA	NA
Total Detected PCBs	NE	NE	NA	NA	NA	ND	NA	NA	NA	NA	NA	NA	NA
Dissolved PCBs													
Aroclor-1016	0.003	0.03	NA	NA	NA	NA	NA	NA	NA	NA	NA	NA	NA
Aroclor-1232	0.003	0.003	NA	NA	NA	NA	NA	NA	NA	NA	NA	NA	NA
Aroclor-1242	0.003	0.003	NA	NA	NA	NA	NA	NA	NA	NA	NA	NA	NA
Total Detected PCBs	NE	NE	NA	NA	NA	NA	NA	NA	NA	NA	NA	NA	NA

Notes on Page 51.

Table 11
Groundwater Analytical Results Summary
Madison-Kipp Corporation
Madison, Wisconsin

Well ID	Preventive	Enforcement	MW-2S	MW-2S	MW-2S	MW-2S	MW-2S	MW-2S	MW-2S	MW-2S	MW-2S
Screen Interval (feet bgs)	Action Limit	Standard	19 - 29 ft	19 - 29 ft	19 - 29 ft	19 - 29 ft	19 - 29 ft	19 - 29 ft	19 - 29 ft	19 - 29 ft	19 - 29 ft
Sample Date			04/08/2010	03/30/2011	04/11/2012	01/14/2013	04/20/2013	07/18/2013	10/10/2013	04/17/2014	10/16/2014
VOCs											
1,1,1,2-Tetrachloroethane	7	70	< 0.25	< 0.25	< 0.31	< 0.25	< 0.25	< 0.25	< 0.25	< 0.25	< 0.25
1,1,1-Trichloroethane	40	200	< 0.5	< 0.5	< 0.26	< 0.2	< 0.2	< 0.2	< 0.2	< 0.20	< 0.20
1,1,2-Trichloroethane	0.5	5	< 0.25	< 0.25	< 0.3	< 0.28	< 0.28	< 0.28	< 0.28	< 0.28	< 0.28
1,1-Dichloroethene	0.7	7	< 0.5	< 0.5	< 0.29	< 0.31	< 0.31	< 0.31	< 0.31	< 0.31	< 0.31
1,2,4-Trimethylbenzene	96	480	< 0.2	< 0.2	< 0.22	< 0.14	< 0.14	< 0.14	< 0.14	< 0.14	< 0.14
1,2-Dibromoethane	0.005	0.05	< 0.2	< 0.2	< 0.45	< 0.36	< 0.36	< 0.36	< 0.36	< 0.36	< 0.36
1,2-Dichlorobenzene	60	600	< 0.2	< 0.2	< 0.21	< 0.27	< 0.27	< 0.27	< 0.27	< 0.27	< 0.27
1,2-Dichloropropane	0.5	5	< 0.5	< 0.5	< 0.36	< 0.2	< 0.2	< 0.2	< 0.2	< 0.20	< 0.20
1,2,3-Trichlorobenzene	NE	NE	< 0.25	< 0.25	< 0.36	< 0.24	< 0.24	< 0.24	< 0.24	< 0.24	< 0.24
1,2,4-Trichlorobenzene	14	70	< 0.25	< 0.25	< 0.22	< 0.31	< 0.31	< 0.31	< 0.31	< 0.31	< 0.31
1,3,5-Trimethylbenzene	96	480	< 0.2	< 0.2	< 0.23	< 0.18	< 0.18	< 0.18	< 0.18	< 0.18	< 0.18
2-Butanone (MEK)	800	4000	NA	NA	NA	NA	NA	NA	NA	NA	NA
2-Hexanone	NE	NE	NA	NA	NA	NA	NA	NA	NA	NA	NA
Acetone	1800	9000	NA	NA	NA	NA	NA	NA	NA	NA	NA
Benzene	0.5	5	< 0.2	< 0.2	< 0.12	< 0.074	< 0.074	< 0.074	< 0.074	< 0.074	< 0.074
Bromodichloromethane	0.06	0.6	< 0.2	< 0.2	< 0.23	< 0.17	< 0.17	< 0.17	< 0.17	< 0.17	< 0.17
Bromoform	0.44	4.4	< 0.2	< 0.2	< 0.45	< 0.28	< 0.28	< 0.28	< 0.28	< 0.28	< 0.28
Bromomethane	1	10	< 0.5	< 0.5	< 0.49	< 0.31	< 0.31	< 0.31	< 0.31	< 0.31	< 0.31
Carbon disulfide	200	1000	NA	NA	NA	NA	NA	NA	NA	NA	NA
Carbon tetrachloride	0.5	5	< 0.8	< 0.8	< 0.28	< 0.26	< 0.26	< 0.26	< 0.26	< 0.26	< 0.26
Chloroform	0.6	6	< 0.2	< 0.2	< 0.25	< 0.2	< 0.2	< 0.2	< 0.2	< 0.20	< 0.20
Chloromethane	3	30	< 0.3	< 0.3	< 0.24	< 0.18	< 0.18	< 0.18	< 0.18	< 0.18	< 0.18
cis-1,2-Dichloroethene	7	70	< 0.5	< 0.5	< 0.22	< 0.12	< 0.12	< 0.12	< 0.12	< 0.12	< 0.12
Dichlorodifluoromethane	200	1000	< 0.5	< 0.5	< 0.26	< 0.2	< 0.2	< 0.2	< 0.2	< 0.20	< 0.20
Ethylbenzene	140	700	< 0.5	< 0.5	< 0.14	< 0.13	< 0.13	< 0.13	< 0.13	< 0.13	< 0.13
Isopropylbenzene	NE	NE	< 0.2	< 0.2	< 0.21	< 0.14	< 0.14	< 0.14	< 0.14	< 0.14	< 0.14
m,p-Xylene	400	2000	NA	NA	NA	NA	NA	NA	NA	NA	NA
Methyl tert-butyl ether	12	60	< 0.5	< 0.5	< 0.28	< 0.24	< 0.24	< 0.24	< 0.24	< 0.24	< 0.24
Methylene chloride	0.5	5	< 1	< 1	8.6	< 0.68	< 0.68	< 0.68	< 0.68	< 0.68	< 0.68
Naphthalene	10	100	< 0.25	< 0.25	< 0.24	< 0.16	< 0.16	< 0.16	< 0.16	< 0.16	< 0.16
n-Butylbenzene	NE	NE	< 0.2	< 0.2	< 0.21	< 0.13	< 0.13	< 0.13	< 0.13	< 0.13	< 0.13
n-Propylbenzene	NE	NE	< 0.5	< 0.5	< 0.19	< 0.13	< 0.13	< 0.13	< 0.13	< 0.13	< 0.13
o-Xylene	400	2000	NA	NA	NA	NA	NA	NA	NA	NA	NA
p-Isopropyltoluene	NE	NE	< 0.2	< 0.2	< 0.24	< 0.17	< 0.17	< 0.17	< 0.17	< 0.17	< 0.17
sec-Butylbenzene	NE	NE	< 0.25	< 0.25	< 0.19	< 0.15	< 0.15	< 0.15	< 0.15	< 0.15	< 0.15
Styrene	10	100	< 0.5	< 0.5	< 0.26	< 0.1	< 0.1	< 0.1	< 0.1	< 0.10	< 0.10
tert-Butylbenzene	NE	NE	< 0.2	< 0.2	< 0.24	< 0.14	< 0.14	< 0.14	< 0.14	< 0.14	< 0.14
Tetrachloroethene	0.5	5	1.6	1.3	1.2	1.3	1.3	0.81 J	1.1	1.3	1
Toluene	160	800	< 0.5	< 0.5	< 0.15	< 0.11	< 0.11	< 0.11	< 0.11	< 0.11	< 0.11
trans-1,2-Dichloroethene	20	100	< 0.5	< 0.5	< 0.27	< 0.25	< 0.25	< 0.25	< 0.25	< 0.25	< 0.25
Trichloroethene	0.5	5	< 0.2	< 0.2	< 0.18	< 0.19	< 0.19	< 0.19	< 0.19	< 0.19	< 0.19
Vinyl chloride	0.02	0.2	< 0.2	< 0.2	< 0.13	< 0.1	< 0.1	< 0.1	< 0.1	< 0.10	< 0.10
Xylenes, Total	400	2000	< 0.5	< 0.5	< 0.3	< 0.068	< 0.068	< 0.068	< 0.068	< 0.068	< 0.068
Total PCBs											
Aroclor-1016	0.003	0.03	NA	NA	NA	< 0.17	NA	NA	NA	NA	NA
Aroclor-1232	0.003	0.03	NA	NA	NA	< 0.091	NA	NA	NA	NA	NA
Aroclor-1242	0.003	0.03	NA	NA	NA	< 0.13	NA	NA	NA	NA	NA
Total Detected PCBs	NE	NE	NA	NA	NA	ND	NA	NA	NA	NA	NA
Dissolved PCBs											
Aroclor-1016	0.003	0.03	NA	NA	NA	NA	NA	NA	NA	NA	NA
Aroclor-1232	0.003	0.003	NA	NA	NA	NA	NA	NA	NA	NA	NA
Aroclor-1242	0.003	0.003	NA	NA	NA	NA	NA	NA	NA	NA	NA
Total Detected PCBs	NE	NE	NA	NA	NA	NA	NA	NA	NA	NA	NA

Notes on Page 51.

Table 11
Groundwater Analytical Results Summary
Madison-Kipp Corporation
Madison, Wisconsin

Well ID	Preventive	Enforcement	MW-2D	MW-2D	MW-2D	MW-2D	MW-2D	MW-2D	MW-2D	MW-2D	MW-2D	MW-2D	MW-2D	MW-2D	MW-2D	MW-2D
Screen Interval (feet bgs)	Action Limit	Standard	39 - 44 ft	39 - 44 ft	39 - 44 ft	39 - 44 ft	39 - 44 ft	39 - 44 ft	39 - 44 ft	39 - 44 ft	39 - 44 ft	39 - 44 ft	39 - 44 ft	39 - 44 ft	39 - 44 ft	39 - 44 ft
Sample Date			04/08/2010	10/01/2010	03/30/2011	04/11/2012	01/15/2013	04/20/2013	07/18/2013	10/10/2013	04/17/2014	10/16/2014	04/14/2015	10/21/2015	01/25/2016	04/21/2016
VOCs																
1,1,1,2-Tetrachloroethane	7	70	< 8	< 0.25	< 4	< 0.31	< 0.5	< 0.5	< 0.25	< 0.25	< 0.25	< 0.50	< 0.25	< 0.46	< 0.55	< 1.1
1,1,1-Trichloroethane	40	200	< 16	< 0.5	< 8	< 0.26	< 0.4	< 0.4	< 0.2	< 0.2	< 0.20	< 0.40	< 0.20	< 0.38	< 0.50	< 1.0
1,1,2-Trichloroethane	0.5	5	< 8	< 0.25	< 4	< 0.3	< 0.56	< 0.56	< 0.28	< 0.28	< 0.28	< 0.56	< 0.28	< 0.35	< 0.50	< 1.0
1,1-Dichloroethene	0.7	7	< 16	< 0.5	< 8	< 0.29	< 0.62	< 0.62	< 0.31	< 0.31	< 0.31	< 0.62	< 0.31	< 0.39	< 0.70	< 1.4
1,2,4-Trimethylbenzene	96	480	< 6.4	< 0.2	< 3.2	< 0.22	< 0.28	< 0.28	< 0.14	< 0.14	< 0.14	< 0.28	< 0.14	< 0.36	< 0.30	< 0.60
1,2-Dibromoethane	0.005	0.05	< 6.4	< 0.2	< 3.2	< 0.45	< 0.72	< 0.72	< 0.36	< 0.36	< 0.36	< 0.72	< 0.36	< 0.39	< 0.65	< 1.3
1,2-Dichlorobenzene	60	600	< 6.4	< 0.2	< 3.2	< 0.21	< 0.54	< 0.54	< 0.27	< 0.27	< 0.27	< 0.54	< 0.27	< 0.33	0.45 J	< 0.76
1,2-Dichloropropane	0.5	5	< 16	< 0.5	< 8	< 0.36	< 0.4	< 0.4	< 0.2	< 0.2	< 0.20	< 0.40	< 0.20	< 0.43	< 0.50	< 1.0
1,2,3-Trichlorobenzene	NE	NE	< 8	< 0.25	< 4	< 0.36	< 0.48	< 0.48	< 0.24	< 0.24	< 0.24	< 0.48	< 0.24	< 0.46	< 0.23	< 0.45
1,2,4-Trichlorobenzene	14	70	< 8	< 0.25	< 4	< 0.22	< 0.62	< 0.62	< 0.31	< 0.31	< 0.31	< 0.62	< 0.31	< 0.34	0.85 J	< 0.77
1,3,5-Trimethylbenzene	96	480	< 6.4	< 0.2	< 3.2	< 0.23	< 0.36	< 0.36	< 0.18	< 0.18	< 0.18	< 0.36	< 0.18	< 0.25	< 0.38	< 0.75
2-Butanone (MEK)	800	4000	NA	NA	NA	NA	NA	NA	NA	NA	NA	NA	NA	NA	< 15	< 30
2-Hexanone	NE	NE	NA	NA	NA	NA	NA	NA	NA	NA	NA	NA	NA	NA	< 4.8	< 9.5
Acetone	1800	9000	NA	NA	NA	NA	NA	NA	NA	NA	NA	NA	NA	NA	< 17	< 34
Benzene	0.5	5	< 6.4	< 0.2	< 3.2	< 0.12	< 0.15	< 0.15	< 0.074	< 0.074	< 0.074	< 0.15	< 0.074	< 0.15	< 0.45	< 0.89
Bromodichloromethane	0.06	0.6	< 6.4	< 0.2	< 3.2	< 0.23	< 0.34	< 0.34	< 0.17	< 0.17	< 0.17	< 0.34	< 0.17	< 0.37	< 0.39	< 0.77
Bromoform	0.44	4.4	< 6.4	< 0.2	< 3.2	< 0.45	< 0.56	< 0.56	< 0.28	< 0.28	< 0.28	< 0.56	< 0.28	< 0.48	< 0.44	< 0.88
Bromomethane	1	10	< 16	< 0.5	< 8	< 0.49	< 0.62	< 0.62	< 0.31	< 0.31	< 0.31	< 0.62	< 0.31	< 0.80	< 3.0	< 5.9
Carbon disulfide	200	1000	NA	NA	NA	NA	NA	NA	NA	NA	NA	NA	NA	NA	< 0.27	< 0.53
Carbon tetrachloride	0.5	5	< 26	< 0.8	< 13	< 0.28	< 0.52	< 0.52	< 0.26	< 0.26	< 0.26	< 0.52	< 0.26	< 0.38	< 0.19	< 0.38
Chloroform	0.6	6	< 6.4	< 0.2	< 3.2	< 0.25	< 0.4	< 0.4	< 0.2	< 0.2	< 0.20	< 0.40	< 0.20	< 0.37	< 0.31	< 0.62
Chloromethane	3	30	< 9.6	< 0.3	< 4.8	< 0.24	< 0.36	< 0.36	< 0.18	< 0.18	< 0.18	< 0.36	< 0.18	< 0.32	< 0.80	< 1.6
cis-1,2-Dichloroethene	7	70	< 16	0.67	< 8	< 0.22	< 0.24	< 0.24	< 0.12	< 0.12	< 0.12	< 0.24	< 0.12	< 0.41	< 0.55	< 1.1
Dichlorodifluoromethane	200	1000	< 16	< 0.5	< 8	< 0.26	< 0.4	< 0.4	< 0.2	< 0.2	< 0.20	< 0.40	< 0.20	< 0.54	< 0.55	< 1.1
Ethylbenzene	140	700	< 16	< 0.5	< 8	< 0.14	< 0.26	< 0.26	< 0.13	< 0.13	< 0.13	< 0.26	< 0.13	< 0.18	< 0.27	< 0.54
Isopropylbenzene	NE	NE	< 6.4	< 0.2	< 3.2	< 0.21	< 0.28	< 0.28	< 0.14	< 0.14	< 0.14	< 0.28	< 0.14	< 0.39	< 0.41	< 0.81
m,p-Xylene	400	2000	NA	NA	NA	NA	NA	NA	NA	NA	NA	NA	NA	NA	< 0.29	< 0.57
Methyl tert-butyl ether	12	60	< 16	< 0.5	< 8	< 0.28	< 0.48	< 0.48	< 0.24	< 0.24	< 0.24	< 0.48	< 0.24	< 0.39	< 0.70	< 1.4
Methylene chloride	0.5	5	< 32	< 1	< 16	8.1	< 1.4	< 1.4	< 0.68	< 0.68	< 0.68	< 1.4	< 0.68	< 1.6	< 0.70	< 1.4
Naphthalene	10	100	< 8	< 0.25	< 4	< 0.24	< 0.32	< 0.32	< 0.16	< 0.16	< 0.16	< 0.32	< 0.16	< 0.34	< 0.44	< 0.88
n-Butylbenzene	NE	NE	< 6.4	< 0.2	< 3.2	< 0.21	< 0.26	< 0.26	< 0.13	< 0.13	< 0.13	< 0.26	< 0.13	< 0.39	< 0.70	< 1.4
n-Propylbenzene	NE	NE	< 16	< 0.5	< 8	< 0.19	< 0.26	< 0.26	< 0.13	< 0.13	< 0.13	< 0.26	< 0.13	< 0.41	< 0.50	< 1.0
o-Xylene	400	2000	NA	NA	NA	NA	NA	NA	NA	NA	NA	NA	NA	NA	< 0.29	< 0.58
p-Isopropyltoluene	NE	NE	< 6.4	< 0.2	< 3.2	< 0.24	< 0.34	< 0.34	< 0.17	< 0.17	< 0.17	< 0.34	< 0.17	< 0.36	< 0.43	< 0.85
sec-Butylbenzene	NE	NE	< 8	< 0.25	< 4	< 0.19	< 0.3	< 0.3	< 0.15	< 0.15	< 0.15	< 0.30	< 0.15	< 0.40	< 0.65	< 1.3
Styrene	10	100	< 16	< 0.5	< 8	< 0.26	< 0.2	< 0.2	< 0.1	< 0.1	< 0.10	< 0.20	< 0.10	< 0.39	< 0.33	< 0.65
tert-Butylbenzene	NE	NE	< 6.4	< 0.2	< 3.2	< 0.24	< 0.28	< 0.28	< 0.14	< 0.14	< 0.14	< 0.28	< 0.14	< 0.40	< 0.60	< 1.2
Tetrachloroethene	0.5	5	1400	1300	1000	610	720	910	580	440	450	540	250	210	85	290
Toluene	160	800	< 16	< 0.5	< 8	< 0.15	< 0.22	< 0.22	< 0.11	< 0.11	< 0.11	< 0.22	< 0.11	< 0.15	0.30 J	< 0.53
trans-1,2-Dichloroethene	20	100	< 16	< 0.5	< 8	< 0.27	< 0.5	< 0.5	< 0.25	< 0.25	< 0.25	< 0.50	< 0.25	< 0.35	< 0.55	< 1.1
Trichloroethene	0.5	5	20	16	9.8	5.4	5.1	6.4	4.1	3	2.5	2.1	1.2	0.73	0.60 J	< 0.62
Vinyl chloride	0.02	0.2	< 6.4	< 0.2	< 3.2	< 0.13	< 0.2	< 0.2	< 0.1	< 0.1	< 0.10	< 0.20	< 0.10	< 0.20	< 0.80	< 1.6
Xylenes, Total	400	2000	< 16	< 0.5	< 8	< 0.3	< 0.14	< 0.14	< 0.068	< 0.068	< 0.068	< 0.14	< 0.068	< 0.22	NA	NA
Total PCBs																
Aroclor-1016	0.003	0.03	NA	NA	NA	NA	< 0.18	NA	NA	NA	NA	NA	NA	NA	NA	NA
Aroclor-1232	0.003	0.03	NA	NA	NA	NA	< 0.096	NA	NA	NA	NA	NA	NA	NA	NA	NA
Aroclor-1242	0.003	0.03	NA	NA	NA	NA	< 0.14	NA	NA	NA	NA	NA	NA	NA	NA	NA
Total Detected PCBs	NE	NE	NA	NA	NA	NA	ND	NA	NA	NA	NA	NA	NA	NA	NA	NA
Dissolved PCBs																
Aroclor-1016	0.003	0.03	NA	NA	NA	NA	NA	NA	NA	NA	NA	NA	NA	NA	NA	NA
Aroclor-1232	0.003	0.003	NA	NA	NA	NA	NA	NA	NA	NA	NA	NA	NA	NA	NA	NA
Aroclor-1242	0.003	0.003	NA	NA	NA	NA	NA	NA	NA	NA	NA	NA	NA	NA	NA	NA
Total Detected PCBs	NE	NE	NA	NA	NA	NA	NA	NA	NA	NA	NA	NA	NA	NA	NA	NA

Notes on Page 51.

Table 11
Groundwater Analytical Results Summary
Madison-Kipp Corporation
Madison, Wisconsin

Well ID	Preventive	Enforcement	MW-3S	MW-3S	MW-3S	MW-3S	MW-3S	MW-3S ¹	MW-3S ^{1,3}	MW-3S ¹	MW-3S ¹	MW-3S	MW-3S	MW-3S ¹	MW-3S	MW-3S	MW-3S	
Screen Interval (feet bgs)	Action Limit	Standard	19 - 29 ft	19 - 29 ft	19 - 29 ft	19 - 29 ft	19 - 29 ft	19 - 29 ft	19 - 29 ft	19 - 29 ft	19 - 29 ft	19 - 29 ft	19 - 29 ft	19 - 29 ft	19 - 29 ft	19 - 29 ft	19 - 29 ft	19 - 29 ft
Sample Date			04/07/2010	03/29/2011	04/12/2012	11/30/2012	01/15/2013	02/12/2013	02/12/2013	03/12/2013	04/16/2013	07/16/2013	10/10/2013	04/16/2014	10/22/2014	04/13/2015	10/21/2015	
VOCs																		
1,1,1,2-Tetrachloroethane	7	70	< 8	< 6.3	< 1.6	< 1.3	< 0.25	< 0.25	< 0.25	< 0.25	< 0.25	< 0.5	< 0.5	< 1.3	< 0.25	< 1.3	< 0.92	
1,1,1-Trichloroethane	40	200	< 16	< 13	< 1.3	< 1	< 0.2	< 0.2	< 0.2	< 0.2	< 0.2	< 0.4	< 0.4	< 1.0	< 0.20	< 1.0	< 0.76	
1,1,2-Trichloroethane	0.5	5	< 8	< 6.3	< 1.5	< 1.4	< 0.28	< 0.28	< 0.28	< 0.28	< 0.28	< 0.56	< 0.56	< 1.4	< 0.28	< 1.4	< 0.70	
1,1-Dichloroethane	0.7	7	< 16	< 13	< 1.5	< 1.6	< 0.31	< 0.31	< 0.31	< 0.31	< 0.31	< 0.62	< 0.62	< 1.6	< 0.31	< 1.6	< 0.78	
1,2,4-Trimethylbenzene	96	480	< 6.4	< 5	< 1.1	< 0.7	< 0.14	< 0.14	< 0.14	< 0.14	< 0.14	< 0.28	< 0.28	< 0.70	< 0.14	< 0.70	< 0.72	
1,2-Dibromoethane	0.005	0.05	< 6.4	< 5	< 2.3	< 1.8	< 0.36	< 0.36	< 0.36	< 0.36	< 0.36	< 0.72	< 0.72	< 1.8	< 0.36	< 1.8	< 0.77	
1,2-Dichlorobenzene	60	600	< 6.4	< 5	< 1.1	< 1.4	< 0.27	< 0.27	< 0.27	< 0.27	< 0.27	< 0.54	< 0.54	< 1.4	< 0.27	< 1.4	< 0.67	
1,2-Dichloropropane	0.5	5	< 16	< 13	< 1.8	< 1	< 0.2	< 0.2	< 0.2	< 0.2	< 0.2	< 0.4	< 0.4	< 1.0	< 0.20	< 1.0	< 0.86	
1,2,3-Trichlorobenzene	NE	NE	< 8	< 6.3	< 1.8	< 1.2	< 0.24	< 0.24	< 0.24	< 0.24	< 0.24	< 0.48	< 0.48	< 1.2	< 0.24	< 1.2	< 0.92	
1,2,4-Trichlorobenzene	14	70	< 8	< 6.3	< 1.1	< 1.6	< 0.31	< 0.31	< 0.31	< 0.31	< 0.31	< 0.62	< 0.62	< 1.6	< 0.31	< 1.6	< 0.68	
1,3,5-Trimethylbenzene	96	480	< 6.4	< 5	< 1.2	< 0.9	< 0.18	< 0.18	< 0.18	< 0.18	< 0.18	< 0.36	< 0.36	< 0.90	< 0.18	< 0.90	< 0.51	
2-Butanone (MEK)	800	4000	NA	NA	NA	NA	NA	NA	NA	NA	NA	NA	NA	NA	NA	NA	NA	
2-Hexanone	NE	NE	NA	NA	NA	NA	NA	NA	NA	NA	NA	NA	NA	NA	NA	NA	NA	
Acetone	1800	9000	NA	NA	NA	NA	NA	NA	NA	NA	NA	NA	NA	NA	NA	NA	NA	
Benzene	0.5	5	< 6.4	< 5	< 0.6	1.5 J	0.42 J	0.88	0.9	1	0.6	0.70 J	1	< 0.37	0.67	< 0.37	< 0.29	
Bromodichloromethane	0.06	0.6	< 6.4	< 5	< 1.2	< 0.85	< 0.17	< 0.17	< 0.17	< 0.17	< 0.17	< 0.34	< 0.34	< 0.85	< 0.17	< 0.85	< 0.74	
Bromoform	0.44	4.4	< 6.4	< 5	< 2.3	< 1.4	< 0.28	< 0.28	< 0.28	< 0.28	< 0.28	< 0.56	< 0.56	< 1.4	< 0.28	< 1.4	< 0.97	
Bromomethane	1	10	< 16	< 13	< 2.5	< 1.6	< 0.31	< 0.31	< 0.31	< 0.31	< 0.31	< 0.62	< 0.62	< 1.6	< 0.31	< 1.6	< 1.6	
Carbon disulfide	200	1000	NA	NA	NA	NA	NA	NA	NA	NA	NA	NA	NA	NA	NA	NA	NA	
Carbon tetrachloride	0.5	5	< 26	< 20	< 1.4	< 1.3	< 0.26	< 0.26	< 0.26	< 0.26	< 0.26	< 0.52	< 0.52	< 1.3	< 0.26	< 1.3	< 0.77	
Chloroform	0.6	6	< 6.4	< 5	3.7 J	5	1.6	3	3.2	4.1	2.7	2.8	3.7	3.4 J	2.4	2.8	3	
Chloromethane	3	30	< 9.6	< 7.5	< 1.2	< 0.9	< 0.18	< 0.18	< 0.18	< 0.18	< 0.18	< 0.36	< 0.36	< 0.90	< 0.18	< 0.90	< 0.64	
cis-1,2-Dichloroethene	7	70	83	37	89	98	< 0.12	1.6	1.8	5.0	< 0.12	14	58	< 0.60	35	54	36	
Dichlorodifluoromethane	200	1000	< 16	< 13	< 1.3	< 1	< 0.2	< 0.2	< 0.2	< 0.2	< 0.2	< 0.4	< 0.4	< 1.0	< 0.20	< 1.0	< 1.1	
Ethylbenzene	140	700	< 16	< 13	< 0.7	< 0.65	0.36 J	< 0.13	< 0.13	< 0.13	< 0.13	< 0.26	< 0.26	< 0.65	< 0.13	< 0.65	< 0.37	
Isopropylbenzene	NE	NE	< 6.4	< 5	< 1.1	< 0.7	< 0.14	< 0.14	< 0.14	< 0.14	< 0.14	< 0.28	< 0.28	< 0.70	< 0.14	< 0.70	< 0.77	
m,p-Xylene	400	2000	NA	NA	NA	NA	NA	NA	NA	NA	NA	NA	NA	NA	NA	NA	NA	
Methyl tert-butyl ether	12	60	< 16	< 13	< 1.4	< 1.2	< 0.24	< 0.24	< 0.24	< 0.24	< 0.24	< 0.48	< 0.48	< 1.2	< 0.24	< 1.2	< 0.79	
Methylene chloride	0.5	5	< 32	< 25	< 3.2	< 3.4	< 0.68	< 0.68	< 0.68	< 0.68	< 0.68	< 1.4	< 1.4	< 3.4	< 0.68	< 3.4	17	
Naphthalene	10	100	< 8	< 6.3	< 1.2	< 0.8	< 0.16	< 0.16	< 0.16	< 0.16	< 0.16	< 0.32	< 0.32	< 0.80	< 0.16	< 0.80	< 0.67	
n-Butylbenzene	NE	NE	< 6.4	< 5	< 1.1	< 0.65	< 0.13	< 0.13	< 0.13	< 0.13	< 0.13	< 0.26	< 0.26	< 0.65	< 0.13	< 0.65	< 0.78	
n-Propylbenzene	NE	NE	< 16	< 13	< 0.95	< 0.65	< 0.13	< 0.13	< 0.13	< 0.13	< 0.13	< 0.26	< 0.26	< 0.65	< 0.13	< 0.65	< 0.83	
o-Xylene	400	2000	NA	NA	NA	NA	NA	NA	NA	NA	NA	NA	NA	NA	NA	NA	NA	
p-Isopropyltoluene	NE	NE	< 6.4	< 5	< 1.2	< 0.85	< 0.17	< 0.17	< 0.17	< 0.17	< 0.17	< 0.34	< 0.34	< 0.85	< 0.17	< 0.85	< 0.72	
sec-Butylbenzene	NE	NE	< 8	< 6.3	< 0.95	< 0.75	< 0.15	< 0.15	< 0.15	< 0.15	< 0.15	< 0.3	< 0.3	< 0.75	< 0.15	< 0.75	< 0.80	
Styrene	10	100	< 16	< 13	< 1.3	< 0.5	< 0.1	< 0.1	< 0.1	< 0.1	< 0.1	< 0.2	< 0.2	< 0.50	< 0.10	< 0.50	< 0.77	
tert-Butylbenzene	NE	NE	< 6.4	< 5	< 1.2	< 0.7	< 0.14	< 0.14	< 0.14	< 0.14	< 0.14	< 0.28	< 0.28	< 0.70	< 0.14	< 0.70	< 0.80	
Tetrachloroethene	0.5	5	2000	1100	1600	2400	88	600	600	750	20	840	1000	630	770	1300	1300	
Toluene	160	800	< 16	< 13	< 0.75	< 0.55	0.38 J	< 0.11	< 0.11	< 0.11	< 0.11	< 0.22	< 0.22	< 0.55	< 0.11	< 0.55	< 0.30	
trans-1,2-Dichloroethene	20	100	< 16	< 13	5.4	6.0	< 0.25	< 0.25	< 0.25	< 0.25	< 0.25	< 0.5	4.9	< 1.3	2.7	< 1.3	3.1	
Trichloroethene	0.5	5	130	66	120	160	< 0.19	6.8	6.7	16	< 0.19	26	100	6.9	82	120	90	
Vinyl chloride	0.02	0.2	< 6.4	< 5	< 0.65	< 0.5	< 0.1	< 0.1	< 0.1	< 0.1	< 0.1	< 0.2	< 0.2	< 0.50	< 0.10	< 0.50	< 0.41	
Xylenes, Total	400	2000	< 16	< 13	< 1.5	< 0.34	2.4	< 0.068	< 0.068	< 0.068	< 0.068	< 0.14	< 0.14	< 0.34	< 0.068	< 0.34	< 0.44	
Total PCBs																		
Aroclor-1016	0.003	0.03	NA	NA	NA	NA	< 0.18	NA	NA	NA	NA	NA	NA	NA	NA	NA	NA	
Aroclor-1232	0.003	0.03	NA	NA	NA	NA	< 0.096	NA	NA	NA	NA	NA	NA	NA	NA	NA	NA	
Aroclor-1242	0.003	0.03	NA	NA	NA	NA	< 0.14	NA	NA	NA	NA	NA	NA	NA	NA	NA	NA	
Total Detected PCBs	NE	NE	NA	NA	NA	NA	ND	NA	NA	NA	NA	NA	NA	NA	NA	NA	NA	
Dissolved PCBs																		
Aroclor-1016	0.003	0.03	NA	NA	NA	NA	NA	NA	NA	NA	NA	NA	NA	NA	NA	NA	NA	
Aroclor-1232	0.003	0.003	NA	NA	NA	NA	NA	NA	NA	NA	NA	NA	NA	NA	NA	NA	NA	
Aroclor-1242	0.003	0.003	NA	NA	NA	NA	NA	NA	NA	NA	NA	NA	NA	NA	NA	NA	NA	
Total Detected PCBs	NE	NE	NA	NA	NA	NA	NA	NA	NA	NA	NA	NA	NA	NA	NA	NA	NA	

Notes on Page 51.

Table 11
Groundwater Analytical Results Summary
Madison-Kipp Corporation
Madison, Wisconsin

Well ID	Preventive	Enforcement	MW-3D2 ³	MW-3D2	MW-3D2 ³	MW-3D2	MW-3D2 ³	MW-3D2	MW-3D2 ³	MW-3D2	MW-3D2 ³	MW-3D2	MW-3D2 ³	MW-3D2
Screen Interval (feet bgs)	Action Limit	Standard	76 - 81 ft	76 - 81 ft	76 - 81 ft	76 - 81 ft	76 - 81 ft	76 - 81 ft	76 - 81 ft	76 - 81 ft	76 - 81 ft	76 - 81 ft	76 - 81 ft	76 - 81 ft
Sample Date			10/10/2013	04/16/2014	04/16/2014	10/23/2014	10/23/2014	04/14/2015	04/14/2015	10/22/2015	10/22/2015	01/25/2016	01/25/2016	04/22/2016
VOCs														
1,1,1,2-Tetrachloroethane	7	70	< 0.25	< 1.3	< 1.3	< 0.50	< 0.50	< 1.3	< 1.3	< 4.6	< 4.6	< 0.11	< 0.11	< 0.11
1,1,1-Trichloroethane	40	200	< 0.2	< 1.0	< 1.0	< 0.40	< 0.40	< 1.0	< 1.0	< 3.8	< 3.8	< 0.10	< 0.10	< 0.10
1,1,2-Trichloroethane	0.5	5	< 0.28	< 1.4	< 1.4	< 0.56	< 0.56	< 1.4	< 1.4	< 3.5	< 3.5	< 0.10	< 0.10	< 0.10
1,1-Dichloroethene	0.7	7	< 0.31	< 1.6	< 1.6	< 0.62	< 0.62	< 1.6	< 1.6	< 3.9	< 3.9	< 0.14	< 0.14	< 0.14
1,2,4-Trimethylbenzene	96	480	< 0.14	< 0.70	< 0.70	< 0.28	< 0.28	< 0.70	< 0.70	< 3.6	< 3.6	< 0.060	< 0.060	< 0.060
1,2-Dibromoethane	0.005	0.05	< 0.36	< 1.8	< 1.8	< 0.72	< 0.72	< 1.8	< 1.8	< 3.9	< 3.9	< 0.13	< 0.13	< 0.13
1,2-Dichlorobenzene	60	600	< 0.27	< 1.4	< 1.4	< 0.54	< 0.54	< 1.4	< 1.4	< 3.3	< 3.3	< 0.076	< 0.076	< 0.076
1,2-Dichloropropane	0.5	5	< 0.2	< 1.0	< 1.0	< 0.40	< 0.40	< 1.0	< 1.0	< 4.3	< 4.3	< 0.10	< 0.10	< 0.10
1,2,3-Trichlorobenzene	NE	NE	< 0.24	< 1.2	< 1.2	< 0.48	< 0.48	< 1.2	< 1.2	< 4.6	< 4.6	< 0.045	< 0.045	< 0.045
1,2,4-Trichlorobenzene	14	70	< 0.31	< 1.6	< 1.6	< 0.62	< 0.62	< 1.6	< 1.6	< 3.4	< 3.4	< 0.077	< 0.077	< 0.077
1,3,5-Trimethylbenzene	96	480	< 0.18	< 0.90	< 0.90	< 0.36	< 0.36	< 0.90	< 0.90	< 2.5	< 2.5	< 0.075	< 0.075	< 0.075
2-Butanone (MEK)	800	4000	NA	NA	NA	NA	NA	NA	NA	NA	NA	< 3.0	< 3.0	< 3.0
2-Hexanone	NE	NE	NA	NA	NA	NA	NA	NA	NA	NA	NA	< 0.95	< 0.95	< 0.95
Acetone	1800	9000	NA	NA	NA	NA	NA	NA	NA	NA	NA	< 3.4	< 3.4	< 3.4
Benzene	0.5	5	< 0.074	< 0.37	< 0.37	< 0.15	< 0.15	< 0.37	< 0.37	< 1.5	< 1.5	< 0.089	< 0.089	< 0.089
Bromodichloromethane	0.06	0.6	< 0.17	< 0.85	< 0.85	< 0.34	< 0.34	< 0.85	< 0.85	< 3.7	< 3.7	< 0.077	< 0.077	< 0.077
Bromoform	0.44	4.4	< 0.28	< 1.4	< 1.4	< 0.56	< 0.56	< 1.4	< 1.4	< 4.8	< 4.8	< 0.088	< 0.088	< 0.088
Bromomethane	1	10	< 0.31	< 1.6	< 1.6	< 0.62	< 0.62	< 1.6	< 1.6	< 8.0	< 8.0	< 0.59	< 0.59	< 0.59
Carbon disulfide	200	1000	NA	NA	NA	NA	NA	NA	NA	NA	NA	< 0.053	< 0.053	< 0.053
Carbon tetrachloride	0.5	5	< 0.26	< 1.3	< 1.3	< 0.52	< 0.52	< 1.3	< 1.3	< 3.8	< 3.8	< 0.038	< 0.038	< 0.038
Chloroform	0.6	6	< 0.2	< 1.0	< 1.0	< 0.40	< 0.40	< 1.0	< 1.0	< 3.7	< 3.7	< 0.062	< 0.062	< 0.062
Chloromethane	3	30	< 0.18	< 0.90	< 0.90	< 0.36	< 0.36	< 0.90	< 0.90	< 3.2	< 3.2	< 0.16	< 0.16	< 0.16
cis-1,2-Dichloroethene	7	70	20	210	220	230	240	270	230	230	220	2.5	2.5	0.84
Dichlorodifluoromethane	200	1000	< 0.2	< 1.0	< 1.0	< 0.40	< 0.40	< 1.0	< 1.0	< 5.4	< 5.4	< 0.11	< 0.11	< 0.11
Ethylbenzene	140	700	< 0.13	< 0.65	< 0.65	< 0.26	< 0.26	< 0.65	< 0.65	< 1.8	< 1.8	< 0.054	< 0.054	< 0.054
Isopropylbenzene	NE	NE	< 0.14	< 0.70	< 0.70	< 0.28	< 0.28	< 0.70	< 0.70	< 3.9	< 3.9	< 0.081	< 0.081	< 0.081
m,p-Xylene	400	2000	NA	NA	NA	NA	NA	NA	NA	NA	NA	< 0.057	< 0.057	< 0.057
Methyl tert-butyl ether	12	60	< 0.24	< 1.2	< 1.2	< 0.48	< 0.48	< 1.2	< 1.2	< 3.9	< 3.9	< 0.14	< 0.14	< 0.14
Methylene chloride	0.5	5	< 0.68	< 3.4	< 3.4	< 1.4	< 1.4	< 3.4	< 3.4	< 16	< 16	0.31 J	0.19 J	< 0.14
Naphthalene	10	100	< 0.16	< 0.80	< 0.80	< 0.32	< 0.32	< 0.80	< 0.80	< 3.4	< 3.4	< 0.088	< 0.088	< 0.088
n-Butylbenzene	NE	NE	< 0.13	< 0.65	< 0.65	< 0.26	< 0.26	< 0.65	< 0.65	< 3.9	< 3.9	< 0.14	< 0.14	< 0.14
n-Propylbenzene	NE	NE	< 0.13	< 0.65	< 0.65	< 0.26	< 0.26	< 0.65	< 0.65	< 4.1	< 4.1	< 0.10	< 0.10	< 0.10
o-Xylene	400	2000	NA	NA	NA	NA	NA	NA	NA	NA	NA	< 0.058	< 0.058	< 0.058
p-Isopropyltoluene	NE	NE	< 0.17	< 0.85	< 0.85	< 0.34	< 0.34	< 0.85	< 0.85	< 3.6	< 3.6	< 0.085	< 0.085	< 0.085
sec-Butylbenzene	NE	NE	< 0.15	< 0.75	< 0.75	< 0.30	< 0.30	< 0.75	< 0.75	< 4.0	< 4.0	< 0.13	< 0.13	< 0.13
Styrene	10	100	< 0.1	< 0.50	< 0.50	< 0.20	< 0.20	< 0.50	< 0.50	< 3.9	< 3.9	< 0.065	< 0.065	< 0.065
tert-Butylbenzene	NE	NE	< 0.14	< 0.70	< 0.70	< 0.28	< 0.28	< 0.70	< 0.70	< 4.0	< 4.0	< 0.12	< 0.12	< 0.12
Tetrachloroethene	0.5	5	150	1800	1700	1700	1700	1800	1800	2200	2200	12	13	7.4
Toluene	160	800	< 0.11	< 0.55	< 0.55	< 0.22	< 0.22	< 0.55	< 0.55	< 1.5	< 1.5	< 0.053	< 0.053	< 0.053
trans-1,2-Dichloroethene	20	100	< 0.25	3.1 J	3.9 J	3.0	3.3	4.6 J	< 1.3	< 3.5	< 3.5	< 0.11	0.11 J	< 0.11
Trichloroethene	0.5	5	9.9	120	130	140	140	160	140	130	130	2.4	2.5	0.84
Vinyl chloride	0.02	0.2	< 0.1	< 0.50	< 0.50	< 0.20	< 0.20	< 0.50	< 0.50	< 2.0	< 2.0	< 0.16	< 0.16	< 0.16
Xylenes, Total	400	2000	< 0.068	< 0.34	< 0.34	< 0.14	< 0.14	< 0.34	< 0.34	< 2.2	< 2.2	NA	NA	NA
Total PCBs														
Aroclor-1016	0.003	0.03	NA	NA	NA	NA	NA	NA	NA	NA	NA	NA	NA	NA
Aroclor-1232	0.003	0.03	NA	NA	NA	NA	NA	NA	NA	NA	NA	NA	NA	NA
Aroclor-1242	0.003	0.03	NA	NA	NA	NA	NA	NA	NA	NA	NA	NA	NA	NA
Total Detected PCBs	NE	NE	NA	NA	NA	NA	NA	NA	NA	NA	NA	NA	NA	NA
Dissolved PCBs														
Aroclor-1016	0.003	0.03	NA	NA	NA	NA	NA	NA	NA	NA	NA	NA	NA	NA
Aroclor-1232	0.003	0.003	NA	NA	NA	NA	NA	NA	NA	NA	NA	NA	NA	NA
Aroclor-1242	0.003	0.003	NA	NA	NA	NA	NA	NA	NA	NA	NA	NA	NA	NA
Total Detected PCBs	NE	NE	NA	NA	NA	NA	NA	NA	NA	NA	NA	NA	NA	NA

Notes on Page 51.

Table 11
Groundwater Analytical Results Summary
Madison-Kipp Corporation
Madison, Wisconsin

Well ID	Preventive	Enforcement	MW-3D3	MW-3D3 ³	MW-3D3	MW-3D3	MW-3D3	MW-3D3	MW-3D3	MW-3D3	MW-3D3	MW-3D3	MW-3D3	MW-3D3	MW-3D3
Screen Interval (feet bgs)	Action Limit	Standard	214 - 224 ft	214 - 224 ft	214 - 224 ft	214 - 224 ft	214 - 224 ft	214 - 224 ft	214 - 224 ft	214 - 224 ft	214 - 224 ft	214 - 224 ft	214 - 224 ft	214 - 224 ft	214 - 224 ft
Sample Date			07/24/2012	07/24/2012	11/27/2012	01/18/2013	02/15/2013	03/13/2013	04/19/2013	07/16/2013	10/07/2013	04/16/2014	10/16/2014	04/13/2015	10/19/2015
VOCs															
1,1,1,2-Tetrachloroethane	7	70	< 0.25	< 0.25	< 0.25	< 0.25	< 0.25	< 0.25	< 0.25	< 0.25	< 0.25	< 0.25	< 0.25	< 0.25	< 0.46
1,1,1-Trichloroethane	40	200	< 0.2	< 0.2	< 0.2	< 0.2	< 0.2	< 0.2	< 0.2	< 0.2	< 0.2	< 0.20	< 0.20	< 0.20	< 0.38
1,1,2-Trichloroethane	0.5	5	< 0.28	< 0.28	< 0.28	< 0.28	< 0.28	< 0.28	< 0.28	< 0.28	< 0.28	< 0.28	< 0.28	< 0.28	< 0.35
1,1-Dichloroethene	0.7	7	< 0.31	< 0.31	< 0.31	< 0.31	< 0.31	< 0.31	< 0.31	< 0.31	< 0.31	< 0.31	< 0.31	< 0.31	< 0.39
1,2,4-Trimethylbenzene	96	480	< 0.14	< 0.14	< 0.14	< 0.14	< 0.14	< 0.14	< 0.14	< 0.14	< 0.14	< 0.14	< 0.14	< 0.14	< 0.36
1,2-Dibromoethane	0.005	0.05	< 0.36	< 0.36	< 0.36	< 0.36	< 0.36	< 0.36	< 0.36	< 0.36	< 0.36	< 0.36	< 0.36	< 0.36	< 0.39
1,2-Dichlorobenzene	60	600	< 0.27	< 0.27	< 0.27	< 0.27	< 0.27	< 0.27	< 0.27	< 0.27	< 0.27	< 0.27	< 0.27	< 0.27	< 0.33
1,2-Dichloropropane	0.5	5	< 0.2	< 0.2	< 0.2	< 0.2	< 0.2	< 0.2	< 0.2	< 0.2	< 0.2	< 0.20	< 0.20	< 0.20	< 0.43
1,2,3-Trichlorobenzene	NE	NE	< 0.24	< 0.24	< 0.24	< 0.24	< 0.24	< 0.24	< 0.24	< 0.24	< 0.24	< 0.24	< 0.24	< 0.24	< 0.46
1,2,4-Trichlorobenzene	14	70	< 0.31	< 0.31	< 0.31	< 0.31	< 0.31	< 0.31	< 0.31	< 0.31	< 0.31	< 0.31	< 0.31	< 0.31	< 0.34
1,3,5-Trimethylbenzene	96	480	< 0.18	< 0.18	< 0.18	< 0.18	< 0.18	< 0.18	< 0.18	< 0.18	< 0.18	< 0.18	< 0.18	< 0.18	< 0.25
2-Butanone (MEK)	800	4000	NA	NA	NA	NA	NA	NA	NA	NA	NA	NA	NA	NA	NA
2-Hexanone	NE	NE	NA	NA	NA	NA	NA	NA	NA	NA	NA	NA	NA	NA	NA
Acetone	1800	9000	NA	NA	NA	NA	NA	NA	NA	NA	NA	NA	NA	NA	NA
Benzene	0.5	5	< 0.074	< 0.074	< 0.074	0.30 J	< 0.074	< 0.074	< 0.074	< 0.074	< 0.074	< 0.074	< 0.074	< 0.074	< 0.15
Bromodichloromethane	0.06	0.6	< 0.17	< 0.17	< 0.17	< 0.17	< 0.17	< 0.17	< 0.17	< 0.17	< 0.17	< 0.17	< 0.17	< 0.17	< 0.37
Bromoform	0.44	4.4	< 0.28	< 0.28	< 0.28	< 0.28	< 0.28	< 0.28	< 0.28	< 0.28	< 0.28	< 0.28	< 0.28	< 0.28	< 0.48
Bromomethane	1	10	< 0.31	< 0.31	< 0.31	< 0.31	< 0.31 *	< 0.31	< 0.31	< 0.31	< 0.31	< 0.31	< 0.31	< 0.31	< 0.80
Carbon disulfide	200	1000	NA	NA	NA	NA	NA	NA	NA	NA	NA	NA	NA	NA	NA
Carbon tetrachloride	0.5	5	< 0.26	< 0.26	< 0.26	< 0.26	< 0.26	< 0.26	< 0.26	< 0.26	< 0.26	< 0.26	< 0.26	< 0.26	< 0.38
Chloroform	0.6	6	< 0.2	< 0.2	< 0.2	< 0.2	< 0.2	< 0.2	< 0.2	< 0.2	< 0.20	< 0.20	< 0.20	< 0.20	< 0.37
Chloromethane	3	30	< 0.18	< 0.18	< 0.18	< 0.18	< 0.18	< 0.18	< 0.18	< 0.18	< 0.18	< 0.18	< 0.18	< 0.18	< 0.32
cis-1,2-Dichloroethene	7	70	2.2	2.2	6.8	15	7.7	6.2	4.0	1.2	< 0.12	< 0.12	< 0.12	< 0.12	< 0.41
Dichlorodifluoromethane	200	1000	< 0.2	< 0.2	< 0.2	< 0.2	< 0.2	< 0.2	< 0.2	< 0.2	< 0.20	< 0.20	< 0.20	< 0.20	< 0.54
Ethylbenzene	140	700	< 0.13	< 0.13	< 0.13	< 0.13	< 0.13	< 0.13	< 0.13	< 0.13	< 0.13	< 0.13	< 0.13	< 0.13	< 0.18
Isopropylbenzene	NE	NE	< 0.14	< 0.14	< 0.14	< 0.14	< 0.14	< 0.14	< 0.14	< 0.14	< 0.14	< 0.14	< 0.14	< 0.14	< 0.39
m,p-Xylene	400	2000	NA	NA	NA	NA	NA	NA	NA	NA	NA	NA	NA	NA	NA
Methyl tert-butyl ether	12	60	< 0.24	< 0.24	< 0.24	< 0.24	< 0.24	< 0.24	< 0.24	< 0.24	< 0.24	< 0.24	< 0.24	< 0.24	< 0.39
Methylene chloride	0.5	5	< 0.68	< 0.68	< 0.68	< 0.68	< 0.68	< 0.68	< 0.68	< 0.68	< 0.68	< 0.68	< 0.68	< 0.68	< 1.6
Naphthalene	10	100	< 0.16	< 0.16	< 0.16	< 0.16	< 0.16	< 0.16	< 0.16	< 0.16	< 0.16	< 0.16	< 0.16	< 0.16	< 0.34
n-Butylbenzene	NE	NE	< 0.13	< 0.13	< 0.13	< 0.13	< 0.13	< 0.13	< 0.13	< 0.13	< 0.13	< 0.13	< 0.13	< 0.13	< 0.39
n-Propylbenzene	NE	NE	< 0.13	< 0.13	< 0.13	< 0.13	< 0.13	< 0.13	< 0.13	< 0.13	< 0.13	< 0.13	< 0.13	< 0.13	< 0.41
o-Xylene	400	2000	NA	NA	NA	NA	NA	NA	NA	NA	NA	NA	NA	NA	NA
p-Isopropyltoluene	NE	NE	< 0.17	< 0.17	< 0.17	< 0.17	< 0.17	< 0.17	< 0.17	< 0.17	< 0.17	< 0.17	< 0.17	< 0.17	< 0.36
sec-Butylbenzene	NE	NE	< 0.15	< 0.15	< 0.15	< 0.15	< 0.15	< 0.15	< 0.15	< 0.15	< 0.15	< 0.15	< 0.15	< 0.15	< 0.40
Styrene	10	100	< 0.1	< 0.1	< 0.1	< 0.1	< 0.1	< 0.1	< 0.1	< 0.1	< 0.10	< 0.10	< 0.10	< 0.10	< 0.39
tert-Butylbenzene	NE	NE	< 0.14	< 0.14	< 0.14	< 0.14	< 0.14	< 0.14	< 0.14	< 0.14	< 0.14	< 0.14	< 0.14	< 0.14	< 0.40
Tetrachloroethene	0.5	5	6.6	6.6	1.7	1.3	0.72 J	0.95 J	0.63 J	< 0.17	< 0.17	< 0.17	< 0.17	< 0.17	< 0.37
Toluene	160	800	< 0.11	< 0.11	< 0.11	0.21 J	< 0.11	< 0.11	0.53	2.8	< 0.11	< 0.11	< 0.11	< 0.11	< 0.15
trans-1,2-Dichloroethene	20	100	< 0.25	< 0.25	< 0.25	< 0.25	< 0.25	< 0.25	< 0.25	< 0.25	< 0.25	< 0.25	< 0.25	< 0.25	< 0.35
Trichloroethene	0.5	5	1.1	1.2	1.1	0.40 J	< 0.19	< 0.19	< 0.19	0.31 J	0.5	< 0.19	< 0.19	< 0.19	< 0.16
Vinyl chloride	0.02	0.2	< 0.1	< 0.1	< 0.1	< 0.1	< 0.1	< 0.1	< 0.1	< 0.1	< 0.10	< 0.10	< 0.10	< 0.10	< 0.20
Xylenes, Total	400	2000	< 0.068	< 0.068	< 0.068	< 0.068	< 0.068	< 0.068	< 0.068	< 0.068	< 0.068	< 0.068	< 0.068	< 0.068	< 0.22
Total PCBs															
Aroclor-1016	0.003	0.03	NA	NA	NA	< 0.18	NA	NA	NA	NA	NA	NA	NA	NA	NA
Aroclor-1232	0.003	0.03	NA	NA	NA	< 0.096	NA	NA	NA	NA	NA	NA	NA	NA	NA
Aroclor-1242	0.003	0.03	NA	NA	NA	< 0.14	NA	NA	NA	NA	NA	NA	NA	NA	NA
Total Detected PCBs	NE	NE	NA	NA	NA	ND	NA	NA	NA	NA	NA	NA	NA	NA	NA
Dissolved PCBs															
Aroclor-1016	0.003	0.03	NA	NA	NA	NA	NA	NA	NA	NA	NA	NA	NA	NA	NA
Aroclor-1232	0.003	0.003	NA	NA	NA	NA	NA	NA	NA	NA	NA	NA	NA	NA	NA
Aroclor-1242	0.003	0.003	NA	NA	NA	NA	NA	NA	NA	NA	NA	NA	NA	NA	NA
Total Detected PCBs	NE	NE	NA	NA	NA	NA	NA	NA	NA	NA	NA	NA	NA	NA	NA

Notes on Page 51.

Table 11
Groundwater Analytical Results Summary
Madison-Kipp Corporation
Madison, Wisconsin

Well ID	Screen Interval (feet bgs)	Preventive Action Limit	Enforcement Standard	MW-4S 35 - 50 ft 04/08/2010	MW-4S ² 35 - 50 ft 04/08/2010	MW-4S 35 - 50 ft 03/30/2011	MW-4S 35 - 50 ft 04/10/2012	MW-4S 35 - 50 ft 01/15/2013	MW-4S 35 - 50 ft 04/18/2013	MW-4S 35 - 50 ft 07/18/2013	MW-4S 35 - 50 ft 10/08/2013	MW-4S 35 - 50 ft 04/17/2014	MW-4S 35 - 50 ft 10/17/2014
VOCs													
	1,1,1,2-Tetrachloroethane	7	70	< 0.25	< 0.25	< 0.25	< 0.31	< 0.25	< 0.25	< 0.25	< 0.25	< 0.25	< 0.25
	1,1,1-Trichloroethane	40	200	< 0.5	< 0.5	< 0.5	< 0.26	< 0.2	< 0.2	< 0.2	< 0.2	< 0.20	< 0.20
	1,1,2-Trichloroethane	0.5	5	< 0.25	< 0.25	< 0.25	< 0.3	< 0.28	< 0.28	< 0.28	< 0.28	< 0.28	< 0.28
	1,1-Dichloroethene	0.7	7	< 0.5	< 0.5	< 0.5	< 0.29	< 0.31	< 0.31	< 0.31	< 0.31	< 0.31	< 0.31
	1,2,4-Trimethylbenzene	96	480	< 0.2	< 0.2	< 0.2	< 0.22	< 0.14	< 0.14	< 0.14	< 0.14	< 0.14	< 0.14
	1,2-Dibromoethane	0.005	0.05	< 0.2	< 0.2	< 0.2	< 0.45	< 0.36	< 0.36	< 0.36	< 0.36	< 0.36	< 0.36
	1,2-Dichlorobenzene	60	600	< 0.2	< 0.2	< 0.2	< 0.21	< 0.27	< 0.27	< 0.27	< 0.27	< 0.27	< 0.27
	1,2-Dichloropropane	0.5	5	< 0.5	< 0.5	< 0.5	< 0.36	< 0.2	< 0.2	< 0.2	< 0.2	< 0.20	< 0.20
	1,2,3-Trichlorobenzene	NE	NE	< 0.25	< 0.25	< 0.25	< 0.36	< 0.24	< 0.24	< 0.24	< 0.24	< 0.24	< 0.24
	1,2,4-Trichlorobenzene	14	70	< 0.25	< 0.25	< 0.25	< 0.22	< 0.31	< 0.31	< 0.31	< 0.31	< 0.31	< 0.31
	1,3,5-Trimethylbenzene	96	480	< 0.2	< 0.2	< 0.2	< 0.23	< 0.18	< 0.18	< 0.18	< 0.18	< 0.18	< 0.18
	2-Butanone (MEK)	800	4000	NA	NA	NA	NA	NA	NA	NA	NA	NA	NA
	2-Hexanone	NE	NE	NA	NA	NA	NA	NA	NA	NA	NA	NA	NA
	Acetone	1800	9000	NA	NA	NA	NA	NA	NA	NA	NA	NA	NA
	Benzene	0.5	5	< 0.2	< 0.2	< 0.2	< 0.12	< 0.074	< 0.074	< 0.074	< 0.074	< 0.074	< 0.074
	Bromodichloromethane	0.06	0.6	< 0.2	< 0.2	< 0.2	< 0.23	< 0.17	< 0.17	< 0.17	< 0.17	< 0.17	< 0.17
	Bromoform	0.44	4.4	< 0.2	< 0.2	< 0.2	< 0.45	< 0.28	< 0.28	< 0.28	< 0.28	< 0.28	< 0.28
	Bromomethane	1	10	< 0.5	< 0.5	< 0.5	< 0.49	< 0.31	< 0.31	< 0.31	< 0.31	< 0.31	< 0.31 *
	Carbon disulfide	200	1000	NA	NA	NA	NA	NA	NA	NA	NA	NA	NA
	Carbon tetrachloride	0.5	5	< 0.8	< 0.8	< 0.8	< 0.28	< 0.26	< 0.26	< 0.26	< 0.26	< 0.26	< 0.26
	Chloroform	0.6	6	< 0.2	< 0.2	< 0.2	< 0.25	< 0.2	< 0.2	< 0.2	< 0.2	< 0.20	< 0.20
	Chloromethane	3	30	< 0.3	< 0.3	< 0.3	< 0.24	< 0.18	< 0.18	< 0.18	< 0.18	< 0.18	< 0.18
	cis-1,2-Dichloroethene	7	70	< 0.5	< 0.5	< 0.5	< 0.22	< 0.12	< 0.12	< 0.12	< 0.12	< 0.12	< 0.12
	Dichlorodifluoromethane	200	1000	< 0.5	< 0.5	< 0.5	< 0.26	< 0.2	< 0.2	< 0.2	< 0.2	< 0.20	< 0.20
	Ethylbenzene	140	700	< 0.5	< 0.5	< 0.5	< 0.14	< 0.13	< 0.13	< 0.13	< 0.13	< 0.13	< 0.13
	Isopropylbenzene	NE	NE	< 0.2	< 0.2	< 0.2	< 0.21	< 0.14	< 0.14	< 0.14	< 0.14	< 0.14	< 0.14
	m,p-Xylene	400	2000	NA	NA	NA	NA	NA	NA	NA	NA	NA	NA
	Methyl tert-butyl ether	12	60	< 0.5	< 0.5	< 0.5	< 0.28	< 0.24	< 0.24	< 0.24	< 0.24	< 0.24	< 0.24 *
	Methylene chloride	0.5	5	< 1	< 1	< 1	< 0.63	< 0.68	< 0.68	< 0.68	< 0.68	< 0.68	< 0.68
	Naphthalene	10	100	1.4	1.4	< 0.25	< 0.24	< 0.16	< 0.16	< 0.16	< 0.16	< 0.16	< 0.16
	n-Butylbenzene	NE	NE	< 0.2	< 0.2	< 0.2	< 0.21	< 0.13	< 0.13	< 0.13	< 0.13	< 0.13	< 0.13
	n-Propylbenzene	NE	NE	< 0.5	< 0.5	< 0.5	< 0.19	< 0.13	< 0.13	< 0.13	< 0.13	< 0.13	< 0.13
	o-Xylene	400	2000	NA	NA	NA	NA	NA	NA	NA	NA	NA	NA
	p-Isopropyltoluene	NE	NE	< 0.2	< 0.2	< 0.2	< 0.24	< 0.17	< 0.17	< 0.17	< 0.17	< 0.17	< 0.17
	sec-Butylbenzene	NE	NE	< 0.25	< 0.25	< 0.25	< 0.19	< 0.15	< 0.15	< 0.15	< 0.15	< 0.15	< 0.15
	Styrene	10	100	< 0.5	< 0.5	< 0.5	< 0.26	< 0.1	< 0.1	< 0.1	< 0.1	< 0.10	< 0.10
	tert-Butylbenzene	NE	NE	< 0.2	< 0.2	< 0.2	< 0.24	< 0.14	< 0.14	< 0.14	< 0.14	< 0.14	< 0.14
	Tetrachloroethene	0.5	5	1.5	1.7	1.6	0.96 J	1.4	1.8	0.90 J	1.2	1.9	1.4
	Toluene	160	800	< 0.5	< 0.5	< 0.5	0.20 J	< 0.11	< 0.11	0.26 J	< 0.11	< 0.11	< 0.11
	trans-1,2-Dichloroethene	20	100	< 0.5	< 0.5	< 0.5	< 0.27	< 0.25	< 0.25	< 0.25	< 0.25	< 0.25	< 0.25
	Trichloroethene	0.5	5	< 0.2	< 0.2	< 0.2	< 0.18	< 0.19	< 0.19	< 0.19	< 0.19	< 0.19	< 0.19
	Vinyl chloride	0.02	0.2	< 0.2	< 0.2	< 0.2	< 0.13	< 0.1	< 0.1	< 0.1	< 0.1	< 0.10	< 0.10
	Xylenes, Total	400	2000	< 0.5	< 0.5	< 0.5	< 0.3	< 0.068	< 0.068	0.28 J	< 0.068	< 0.068	< 0.068
Total PCBs													
	Aroclor-1016	0.003	0.03	NA	NA	NA	NA	< 0.17	NA	NA	NA	NA	NA
	Aroclor-1232	0.003	0.03	NA	NA	NA	NA	< 0.091	NA	NA	NA	NA	NA
	Aroclor-1242	0.003	0.03	NA	NA	NA	NA	< 0.13	NA	NA	NA	NA	NA
	Total Detected PCBs	NE	NE	NA	NA	NA	NA	ND	NA	NA	NA	NA	NA
Dissolved PCBs													
	Aroclor-1016	0.003	0.03	NA	NA	NA	NA	NA	NA	NA	NA	NA	NA
	Aroclor-1232	0.003	0.003	NA	NA	NA	NA	NA	NA	NA	NA	NA	NA
	Aroclor-1242	0.003	0.003	NA	NA	NA	NA	NA	NA	NA	NA	NA	NA
	Total Detected PCBs	NE	NE	NA	NA	NA	NA	NA	NA	NA	NA	NA	NA

Notes on Page 51.

Table 11
Groundwater Analytical Results Summary
Madison-Kipp Corporation
Madison, Wisconsin

Well ID	Preventive	Enforcement	MW-4D	MW-4D	MW-4D	MW-4D	MW-4D	MW-4D	MW-4D	MW-4D	MW-4D
Screen Interval (feet bgs)	Action Limit	Standard	65 - 70 ft	65 - 70 ft	65 - 70 ft	65 - 70 ft	65 - 70 ft	65 - 70 ft	65 - 70 ft	65 - 70 ft	65 - 70 ft
Sample Date			04/08/2010	03/30/2011	04/10/2012	01/16/2013	04/18/2013	07/17/2013	10/08/2013	04/17/2014	10/17/2014
VOCs											
1,1,1,2-Tetrachloroethane	7	70	< 0.25	< 0.25	< 0.31	< 0.25	< 0.25	< 0.25	< 0.25	< 0.25	< 0.25
1,1,1-Trichloroethane	40	200	< 0.5	< 0.5	< 0.26	< 0.2	< 0.2	< 0.2	< 0.2	< 0.20	< 0.20
1,1,2-Trichloroethane	0.5	5	< 0.25	< 0.25	< 0.3	< 0.28	< 0.28	< 0.28	< 0.28	< 0.28	< 0.28
1,1-Dichloroethene	0.7	7	< 0.5	< 0.5	< 0.29	< 0.31	< 0.31	< 0.31	< 0.31	< 0.31	< 0.31
1,2,4-Trimethylbenzene	96	480	< 0.2	< 0.2	< 0.22	< 0.14	< 0.14	< 0.14	< 0.14	< 0.14	< 0.14
1,2-Dibromoethane	0.005	0.05	< 0.2	< 0.2	< 0.45	< 0.36	< 0.36	< 0.36	< 0.36	< 0.36	< 0.36
1,2-Dichlorobenzene	60	600	< 0.2	< 0.2	< 0.21	< 0.27	< 0.27	< 0.27	< 0.27	< 0.27	< 0.27
1,2-Dichloropropane	0.5	5	< 0.5	< 0.5	< 0.36	< 0.2	< 0.2	< 0.2	< 0.2	< 0.20	< 0.20
1,2,3-Trichlorobenzene	NE	NE	< 0.25	< 0.25	< 0.36	< 0.24	< 0.24	< 0.24	< 0.24	< 0.24	< 0.24
1,2,4-Trichlorobenzene	14	70	< 0.25	< 0.25	< 0.22	< 0.31	< 0.31	< 0.31	< 0.31	< 0.31	< 0.31
1,3,5-Trimethylbenzene	96	480	< 0.2	< 0.2	< 0.23	< 0.18	< 0.18	< 0.18	< 0.18	< 0.18	< 0.18
2-Butanone (MEK)	800	4000	NA	NA	NA	NA	NA	NA	NA	NA	NA
2-Hexanone	NE	NE	NA	NA	NA	NA	NA	NA	NA	NA	NA
Acetone	1800	9000	NA	NA	NA	NA	NA	NA	NA	NA	NA
Benzene	0.5	5	< 0.2	< 0.2	< 0.12	< 0.074	< 0.074	< 0.074	< 0.074	< 0.074	< 0.074
Bromodichloromethane	0.06	0.6	< 0.2	< 0.2	< 0.23	< 0.17	< 0.17	< 0.17	< 0.17	< 0.17	< 0.17
Bromoform	0.44	4.4	< 0.2	< 0.2	< 0.45	< 0.28	< 0.28	< 0.28	< 0.28	< 0.28	< 0.28
Bromomethane	1	10	< 0.5	< 0.5	< 0.49	< 0.31	< 0.31	< 0.31	< 0.31	< 0.31	< 0.31 *
Carbon disulfide	200	1000	NA	NA	NA	NA	NA	NA	NA	NA	NA
Carbon tetrachloride	0.5	5	< 0.8	< 0.8	< 0.28	< 0.26	< 0.26	< 0.26	< 0.26	< 0.26	< 0.26
Chloroform	0.6	6	< 0.2	< 0.2	< 0.25	< 0.2	< 0.2	< 0.2	< 0.2	< 0.20	< 0.20
Chloromethane	3	30	< 0.3	< 0.3	< 0.24	< 0.18	< 0.18	< 0.18	< 0.18	< 0.18	< 0.18
cis-1,2-Dichloroethene	7	70	< 0.5	< 0.5	< 0.22	< 0.12	< 0.12	< 0.12	< 0.12	< 0.12	< 0.12
Dichlorodifluoromethane	200	1000	< 0.5	< 0.5	< 0.26	< 0.2	< 0.2	< 0.2	< 0.2	< 0.20	< 0.20
Ethylbenzene	140	700	< 0.5	< 0.5	< 0.14	< 0.13	< 0.13	< 0.13	< 0.13	< 0.13	< 0.13
Isopropylbenzene	NE	NE	< 0.2	< 0.2	< 0.21	< 0.14	< 0.14	< 0.14	< 0.14	< 0.14	< 0.14
m,p-Xylene	400	2000	NA	NA	NA	NA	NA	NA	NA	NA	NA
Methyl tert-butyl ether	12	60	< 0.5	< 0.5	< 0.28	< 0.24	< 0.24	< 0.24	< 0.24	< 0.24	< 0.24 *
Methylene chloride	0.5	5	< 1	< 1	< 0.63	< 0.68	< 0.68	< 0.68	< 0.68	< 0.68	< 0.68
Naphthalene	10	100	< 0.25	< 0.25	< 0.24	< 0.16	< 0.16	< 0.16	< 0.16	< 0.16	< 0.16
n-Butylbenzene	NE	NE	< 0.2	< 0.2	< 0.21	< 0.13	< 0.13	< 0.13	< 0.13	< 0.13	< 0.13
n-Propylbenzene	NE	NE	< 0.5	< 0.5	< 0.19	< 0.13	< 0.13	< 0.13	< 0.13	< 0.13	< 0.13
o-Xylene	400	2000	NA	NA	NA	NA	NA	NA	NA	NA	NA
p-Isopropyltoluene	NE	NE	< 0.2	< 0.2	< 0.24	< 0.17	< 0.17	< 0.17	< 0.17	< 0.17	< 0.17
sec-Butylbenzene	NE	NE	< 0.25	< 0.25	< 0.19	< 0.15	< 0.15	< 0.15	< 0.15	< 0.15	< 0.15
Styrene	10	100	< 0.5	< 0.5	< 0.26	< 0.1	< 0.1	< 0.1	< 0.1	< 0.10	< 0.10
tert-Butylbenzene	NE	NE	< 0.2	< 0.2	< 0.24	< 0.14	< 0.14	< 0.14	< 0.14	< 0.14	< 0.14
Tetrachloroethene	0.5	5	0.9	0.7	< 0.22	< 0.17	0.51 J	< 0.17	< 0.17	0.58 J	< 0.17
Toluene	160	800	< 0.5	< 0.5	< 0.15	< 0.11	< 0.11	0.36 J	< 0.11	< 0.11	< 0.11
trans-1,2-Dichloroethene	20	100	< 0.5	< 0.5	< 0.27	< 0.25	< 0.25	< 0.25	< 0.25	< 0.25	< 0.25
Trichloroethene	0.5	5	< 0.2	< 0.2	< 0.18	< 0.19	< 0.19	< 0.19	< 0.19	< 0.19	< 0.19
Vinyl chloride	0.02	0.2	< 0.2	< 0.2	< 0.13	< 0.1	< 0.1	< 0.1	< 0.1	< 0.10	< 0.10
Xylenes, Total	400	2000	< 0.5	< 0.5	< 0.3	< 0.068	< 0.068	< 0.068	< 0.068	< 0.068	< 0.068
Total PCBs											
Aroclor-1016	0.003	0.03	NA	NA	NA	< 0.17	NA	NA	NA	NA	NA
Aroclor-1232	0.003	0.03	NA	NA	NA	< 0.093	NA	NA	NA	NA	NA
Aroclor-1242	0.003	0.03	NA	NA	NA	< 0.13	NA	NA	NA	NA	NA
Total Detected PCBs	NE	NE	NA	NA	NA	ND	NA	NA	NA	NA	NA
Dissolved PCBs											
Aroclor-1016	0.003	0.03	NA	NA	NA	NA	NA	NA	NA	NA	NA
Aroclor-1232	0.003	0.003	NA	NA	NA	NA	NA	NA	NA	NA	NA
Aroclor-1242	0.003	0.003	NA	NA	NA	NA	NA	NA	NA	NA	NA
Total Detected PCBs	NE	NE	NA	NA	NA	NA	NA	NA	NA	NA	NA

Notes on Page 51.

Table 11
Groundwater Analytical Results Summary
Madison-Kipp Corporation
Madison, Wisconsin

Well ID	Preventive	Enforcement	MW-4D2	MW-4D2	MW-4D2	MW-4D2	MW-4D2	MW-4D2	MW-4D2	MW-4D2	MW-4D2	MW-4D2	MW-4D2
Screen Interval (feet bgs)	Action Limit	Standard	91 - 96 ft	91 - 96 ft	91 - 96 ft	91 - 96 ft	91 - 96 ft	91 - 96 ft	91 - 96 ft	91 - 96 ft	91 - 96 ft	91 - 96 ft	91 - 96 ft
Sample Date			03/30/2011	04/10/2012	01/16/2013	04/18/2013	07/18/2013	10/07/2013	04/17/2014	10/17/2014	10/21/2015	01/22/2016	04/20/2016
VOCs													
1,1,1,2-Tetrachloroethane	7	70	< 0.25	< 0.31	< 0.25	< 0.25	< 0.25	< 0.25	< 0.25	< 0.25	< 0.46	< 0.11	< 0.11
1,1,1-Trichloroethane	40	200	< 0.5	< 0.26	< 0.2	< 0.2	< 0.2	< 0.2	< 0.20	< 0.20	< 0.38	< 0.10	0.13 J
1,1,2-Trichloroethane	0.5	5	< 0.25	< 0.3	< 0.28	< 0.28	< 0.28	< 0.28	< 0.28	< 0.28	< 0.35	< 0.10	< 0.10
1,1-Dichloroethane	0.7	7	< 0.5	< 0.29	< 0.31	< 0.31	< 0.31	< 0.31	< 0.31	< 0.31	< 0.39	< 0.14	< 0.14
1,2,4-Trimethylbenzene	96	480	< 0.2	< 0.22	< 0.14	< 0.14	< 0.14	< 0.14	< 0.14	< 0.14	< 0.36	< 0.060	< 0.060
1,2-Dibromoethane	0.005	0.05	< 0.2	< 0.45	< 0.36	< 0.36	< 0.36	< 0.36	< 0.36	< 0.36	< 0.39	< 0.13	< 0.13
1,2-Dichlorobenzene	60	600	< 0.2	< 0.21	< 0.27	< 0.27	< 0.27	< 0.27	< 0.27	< 0.27	< 0.33	< 0.076	< 0.076
1,2-Dichloropropane	0.5	5	< 0.5	< 0.36	< 0.2	< 0.2	< 0.2	< 0.2	< 0.20	< 0.20	< 0.43	< 0.10	< 0.10
1,2,3-Trichlorobenzene	NE	NE	< 0.25	< 0.36	< 0.24	< 0.24	< 0.24	< 0.24	< 0.24	< 0.24	< 0.46	< 0.045	< 0.045
1,2,4-Trichlorobenzene	14	70	< 0.25	< 0.22	< 0.31	< 0.31	< 0.31	< 0.31	< 0.31	< 0.31	< 0.34	< 0.077	< 0.077
1,3,5-Trimethylbenzene	96	480	< 0.2	< 0.23	< 0.18	< 0.18	< 0.18	< 0.18	< 0.18	< 0.18	< 0.25	< 0.075	< 0.075
2-Butanone (MEK)	800	4000	NA	NA	NA	NA	NA	NA	NA	NA	NA	< 3.0	< 3.0
2-Hexanone	NE	NE	NA	NA	NA	NA	NA	NA	NA	NA	NA	< 0.95	< 0.95
Acetone	1800	9000	NA	NA	NA	NA	NA	NA	NA	NA	NA	< 3.4	< 3.4
Benzene	0.5	5	< 0.2	< 0.12	< 0.074	< 0.074	< 0.074	< 0.074	< 0.074	< 0.074	< 0.15	< 0.089	< 0.089
Bromodichloromethane	0.06	0.6	< 0.2	< 0.23	< 0.17	< 0.17	< 0.17	< 0.17	< 0.17	< 0.17	< 0.37	< 0.077	< 0.077
Bromoform	0.44	4.4	< 0.2	< 0.45	< 0.28	< 0.28	< 0.28	< 0.28	< 0.28	< 0.28	< 0.48	< 0.088	< 0.088
Bromomethane	1	10	< 0.5	< 0.49	< 0.31	< 0.31	< 0.31	< 0.31	< 0.31	< 0.31 *	< 0.80	< 0.59	< 0.59
Carbon disulfide	200	1000	NA	NA	NA	NA	NA	NA	NA	NA	NA	< 0.053	< 0.053
Carbon tetrachloride	0.5	5	< 0.8	< 0.28	< 0.26	< 0.26	< 0.26	< 0.26	< 0.26	< 0.26	< 0.38	< 0.038	< 0.038
Chloroform	0.6	6	< 0.2	< 0.25	< 0.2	< 0.2	< 0.2	< 0.2	< 0.20	< 0.20	< 0.37	< 0.062	< 0.062
Chloromethane	3	30	< 0.3	< 0.24	< 0.18	< 0.18	< 0.18	< 0.18	< 0.18	< 0.18	< 0.32	< 0.16	< 0.16
cis-1,2-Dichloroethene	7	70	< 0.5	< 0.22	< 0.12	< 0.12	< 0.12	< 0.12	< 0.12	< 0.12	< 0.41	< 0.11	< 0.11
Dichlorodifluoromethane	200	1000	< 0.5	< 0.26	< 0.2	< 0.2	< 0.2	< 0.2	< 0.20	< 0.20	< 0.54	< 0.11	< 0.11
Ethylbenzene	140	700	< 0.5	< 0.14	< 0.13	< 0.13	< 0.13	< 0.13	< 0.13	< 0.13	0.40 J	< 0.054	< 0.054
Isopropylbenzene	NE	NE	< 0.2	< 0.21	< 0.14	< 0.14	< 0.14	< 0.14	< 0.14	< 0.14	< 0.39	< 0.081	< 0.081
m,p-Xylene	400	2000	NA	NA	NA	NA	NA	NA	NA	NA	NA	< 0.057	< 0.057
Methyl tert-butyl ether	12	60	< 0.5	< 0.28	< 0.24	< 0.24	< 0.24	< 0.24	< 0.24	< 0.24 *	< 0.39	< 0.14	< 0.14
Methylene chloride	0.5	5	< 1	< 0.63	< 0.68	< 0.68	< 0.68	< 0.68	< 0.68	< 0.68	< 1.6	< 0.14	< 0.14
Naphthalene	10	100	< 0.25	< 0.24	< 0.16	< 0.16	< 0.16	< 0.16	< 0.16	< 0.16	< 0.34	< 0.088	< 0.088
n-Butylbenzene	NE	NE	< 0.2	< 0.21	< 0.13	< 0.13	< 0.13	< 0.13	< 0.13	< 0.13	< 0.39	< 0.14	< 0.14
n-Propylbenzene	NE	NE	< 0.5	< 0.19	< 0.13	< 0.13	< 0.13	< 0.13	< 0.13	< 0.13	< 0.41	< 0.10	< 0.10
o-Xylene	400	2000	NA	NA	NA	NA	NA	NA	NA	NA	NA	< 0.058	< 0.058
p-Isopropyltoluene	NE	NE	< 0.2	< 0.24	< 0.17	< 0.17	< 0.17	< 0.17	< 0.17	< 0.17	< 0.36	< 0.085	< 0.085
sec-Butylbenzene	NE	NE	< 0.25	< 0.19	< 0.15	< 0.15	< 0.15	< 0.15	< 0.15	< 0.15	< 0.40	< 0.13	< 0.13
Styrene	10	100	< 0.5	< 0.26	< 0.1	< 0.1	< 0.1	< 0.1	< 0.10	< 0.10	< 0.39	< 0.065	< 0.065
tert-Butylbenzene	NE	NE	< 0.2	< 0.24	< 0.14	< 0.14	< 0.14	< 0.14	< 0.14	< 0.14	< 0.40	< 0.12	< 0.12
Tetrachloroethene	0.5	5	1.9	0.73 J	1.2	0.92 J	1.2	0.84 J	1.5	1	0.48 J	0.8	0.76
Toluene	160	800	< 0.5	0.40 J	< 0.11	0.45 J	0.39 J	< 0.11	< 0.11	< 0.11	< 0.15	< 0.053	< 0.053
trans-1,2-Dichloroethene	20	100	< 0.5	< 0.27	< 0.25	< 0.25	< 0.25	< 0.25	< 0.25	< 0.25	< 0.35	< 0.11	< 0.11
Trichloroethene	0.5	5	< 0.2	< 0.18	< 0.19	< 0.19	< 0.19	< 0.19	< 0.19	< 0.19	< 0.16	< 0.062	< 0.062
Vinyl chloride	0.02	0.2	< 0.2	< 0.13	< 0.1	< 0.1	< 0.1	< 0.1	< 0.10	< 0.10	< 0.20	< 0.16	< 0.16
Xylenes, Total	400	2000	< 0.5	< 0.3	< 0.068	< 0.068	< 0.068	< 0.068	< 0.068	< 0.068	1.8	NA	NA
Total PCBs													
Aroclor-1016	0.003	0.03	NA	NA	< 0.16	NA	NA	NA	NA	NA	NA	NA	NA
Aroclor-1232	0.003	0.03	NA	NA	< 0.087	NA	NA	NA	NA	NA	NA	NA	NA
Aroclor-1242	0.003	0.03	NA	NA	< 0.12	NA	NA	NA	NA	NA	NA	NA	NA
Total Detected PCBs	NE	NE	NA	NA	ND	NA	NA	NA	NA	NA	NA	NA	NA
Dissolved PCBs													
Aroclor-1016	0.003	0.03	NA	NA	NA	NA	NA	NA	NA	NA	NA	NA	NA
Aroclor-1232	0.003	0.003	NA	NA	NA	NA	NA	NA	NA	NA	NA	NA	NA
Aroclor-1242	0.003	0.003	NA	NA	NA	NA	NA	NA	NA	NA	NA	NA	NA
Total Detected PCBs	NE	NE	NA	NA	NA	NA	NA	NA	NA	NA	NA	NA	NA

Notes on Page 51.

Table 11
Groundwater Analytical Results Summary
Madison-Kipp Corporation
Madison, Wisconsin

Well ID	Preventive	Enforcement	MW-5S	MW-5S	MW-5S	MW-5S ²	MW-5S	MW-5S	MW-5S	MW-5S	MW-5S	MW-5S	MW-5S	MW-5S	MW-5S	MW-5S
Screen Interval (feet bgs)	Action Limit	Standard	34 - 44 ft	34 - 44 ft	34 - 44 ft	34 - 44 ft	34 - 44 ft	34 - 44 ft	34 - 44 ft	34 - 44 ft	34 - 44 ft	34 - 44 ft	34 - 44 ft	34 - 44 ft	34 - 44 ft	34 - 44 ft
Sample Date			04/07/2010	10/01/2010	04/12/2012	04/12/2012	11/28/2012	01/17/2013	02/13/2013	04/19/2013	07/18/2013	10/04/2013	04/15/2014	10/21/2014	04/13/2015	10/21/2015
VOCs																
1,1,1,2-Tetrachloroethane	7	70	< 0.25	< 0.25	< 0.31	< 0.31	< 0.25	< 0.25	< 0.25	< 0.25	< 0.25	< 0.25	< 0.25	< 0.25	< 0.25	< 0.46
1,1,1-Trichloroethane	40	200	< 0.5	< 0.5	< 0.26	< 0.26	< 0.2	< 0.2	< 0.2	< 0.2	< 0.2	< 0.2	< 0.20	< 0.20	< 0.20	< 0.38
1,1,2-Trichloroethane	0.5	5	< 0.25	< 0.25	< 0.3	< 0.3	< 0.28	< 0.28	< 0.28	< 0.28	< 0.28	< 0.28	< 0.28	< 0.28	< 0.28	< 0.35
1,1-Dichloroethene	0.7	7	< 0.5	< 0.5	< 0.29	< 0.29	< 0.31	< 0.31	< 0.31	< 0.31	< 0.31	< 0.31	< 0.31	< 0.31	< 0.31	< 0.39
1,2,4-Trimethylbenzene	96	480	< 0.2	< 0.2	< 0.22	< 0.22	< 0.14	< 0.14	< 0.14	< 0.14	< 0.14	< 0.14	< 0.14	< 0.14	< 0.14	< 0.36
1,2-Dibromoethane	0.005	0.05	< 0.2	< 0.2	< 0.45	< 0.45	< 0.36	< 0.36	< 0.36	< 0.36	< 0.36	< 0.36	< 0.36	< 0.36	< 0.36	< 0.39
1,2-Dichlorobenzene	60	600	< 0.2	< 0.2	< 0.21	< 0.21	< 0.27	< 0.27	< 0.27	< 0.27	< 0.27	< 0.27	< 0.27	< 0.27	< 0.27	< 0.33
1,2-Dichloropropane	0.5	5	< 0.5	< 0.5	< 0.36	< 0.36	< 0.2	< 0.2	< 0.2	< 0.2	< 0.2	< 0.2	< 0.20	< 0.20	< 0.20	< 0.43
1,2,3-Trichlorobenzene	NE	NE	< 0.25	< 0.25	< 0.36	< 0.36	< 0.24	< 0.24	< 0.24	< 0.24	< 0.24	< 0.24	< 0.24	< 0.24	< 0.24	< 0.46
1,2,4-Trichlorobenzene	14	70	< 0.25	< 0.25	< 0.22	< 0.22	< 0.31	< 0.31	< 0.31	< 0.31	< 0.31	< 0.31	< 0.31	< 0.31	< 0.31	< 0.34
1,3,5-Trimethylbenzene	96	480	< 0.2	< 0.2	< 0.23	< 0.23	< 0.18	< 0.18	< 0.18	< 0.18	< 0.18	< 0.18	< 0.18	< 0.18	< 0.18	< 0.25
2-Butanone (MEK)	800	4000	NA	NA	NA	NA	NA	NA	NA	NA	NA	NA	NA	NA	NA	NA
2-Hexanone	NE	NE	NA	NA	NA	NA	NA	NA	NA	NA	NA	NA	NA	NA	NA	NA
Acetone	1800	9000	NA	NA	NA	NA	NA	NA	NA	NA	NA	NA	NA	NA	NA	NA
Benzene	0.5	5	< 0.2	< 0.2	< 0.12	0.40 J	< 0.074	< 0.074	< 0.074	< 0.074	< 0.074	< 0.074	< 0.074	< 0.074	< 0.074	< 0.15
Bromodichloromethane	0.06	0.6	< 0.2	< 0.2	< 0.23	< 0.23	< 0.17	< 0.17	< 0.17	< 0.17	< 0.17	< 0.17	< 0.17	< 0.17	< 0.17	< 0.37
Bromoform	0.44	4.4	< 0.2	< 0.2	< 0.45	< 0.45	< 0.28	< 0.28	< 0.28	< 0.28	< 0.28	< 0.28	< 0.28	< 0.28	< 0.28	< 0.48
Bromomethane	1	10	< 0.5	< 0.5	< 0.49	< 0.49	< 0.31	0.73 J	< 0.31 *	< 0.31	< 0.31	< 0.31	< 0.31	< 0.31	< 0.31	< 0.80
Carbon disulfide	200	1000	NA	NA	NA	NA	NA	NA	NA	NA	NA	NA	NA	NA	NA	NA
Carbon tetrachloride	0.5	5	< 0.8	< 0.8	1.2	< 0.28	1.1	< 0.26	1.4	1.1	1.3	< 0.26	0.79 J	< 0.26	0.79 J	1
Chloroform	0.6	6	< 0.2	0.55	0.84 J	0.88 J	0.79 J	< 0.2	< 0.2	< 0.2	0.61 J	< 0.20	< 0.20	< 0.20	< 0.20	< 0.37
Chloromethane	3	30	< 0.3	< 0.3	< 0.24	< 0.24	< 0.18	< 0.18	< 0.18	< 0.18	< 0.18	< 0.18	< 0.18	< 0.18	< 0.18	< 0.32
cis-1,2-Dichloroethene	7	70	1.4	10	13	14	4.2	3.8	2.7	2.0	2.9	2.9	< 0.12	< 0.12	< 0.12	< 0.41
Dichlorodifluoromethane	200	1000	< 0.5	< 0.5	< 0.26	< 0.26	< 0.2	< 0.2	< 0.2	< 0.2	< 0.2	< 0.2	< 0.20	< 0.20	< 0.20	< 0.54
Ethylbenzene	140	700	< 0.5	< 0.5	< 0.14	< 0.14	< 0.13	< 0.13	< 0.13	< 0.13	< 0.13	< 0.13	< 0.13	< 0.13	< 0.13	< 0.18
Isopropylbenzene	NE	NE	< 0.2	< 0.2	< 0.21	< 0.21	< 0.14	< 0.14	< 0.14	< 0.14	< 0.14	< 0.14	< 0.14	< 0.14	< 0.14	< 0.39
m,p-Xylene	400	2000	NA	NA	NA	NA	NA	NA	NA	NA	NA	NA	NA	NA	NA	NA
Methyl tert-butyl ether	12	60	< 0.5	< 0.5	< 0.28	< 0.28	< 0.24	< 0.24	< 0.24	< 0.24	< 0.24	< 0.24	< 0.24	< 0.24	< 0.24	< 0.39
Methylene chloride	0.5	5	< 1	< 1	< 0.63	< 0.63	< 0.68	< 0.68	< 0.68	< 0.68	< 0.68	< 0.68	< 0.68	< 0.68	< 0.68	< 1.6
Naphthalene	10	100	1.4	< 0.25	< 0.24	< 0.24	< 0.16	< 0.16	< 0.16	< 0.16	< 0.16	< 0.16	< 0.16	< 0.16	< 0.16	< 0.34
n-Butylbenzene	NE	NE	< 0.2	< 0.2	< 0.21	< 0.21	< 0.13	< 0.13	< 0.13	< 0.13	< 0.13	< 0.13	< 0.13	< 0.13	< 0.13	< 0.39
n-Propylbenzene	NE	NE	< 0.5	< 0.5	< 0.19	< 0.19	< 0.13	< 0.13	< 0.13	< 0.13	< 0.13	< 0.13	< 0.13	< 0.13	< 0.13	< 0.41
o-Xylene	400	2000	NA	NA	NA	NA	NA	NA	NA	NA	NA	NA	NA	NA	NA	NA
p-Isopropyltoluene	NE	NE	< 0.2	< 0.2	< 0.24	< 0.24	< 0.17	< 0.17	< 0.17	< 0.17	< 0.17	< 0.17	< 0.17	< 0.17	< 0.17	< 0.36
sec-Butylbenzene	NE	NE	< 0.25	< 0.25	< 0.19	< 0.19	< 0.15	< 0.15	< 0.15	< 0.15	< 0.15	< 0.15	< 0.15	< 0.15	< 0.15	< 0.40
Styrene	10	100	< 0.5	< 0.5	< 0.26	< 0.26	< 0.1	< 0.1	< 0.1	< 0.1	< 0.1	< 0.1	< 0.10	< 0.10	< 0.10	< 0.39
tert-Butylbenzene	NE	NE	< 0.2	< 0.2	< 0.24	< 0.24	< 0.14	< 0.14	< 0.14	< 0.14	< 0.14	< 0.14	< 0.14	< 0.14	< 0.14	< 0.40
Tetrachloroethene	0.5	5	41	670	360	370	240	260	210	130	190	170	47	75	100	110
Toluene	160	800	< 0.5	< 0.5	< 0.15	< 0.15	< 0.11	< 0.11	< 0.11	< 0.11	< 0.11	< 0.11	< 0.11	< 0.11	< 0.11	< 0.15
trans-1,2-Dichloroethene	20	100	< 0.5	0.50	< 0.27	< 0.27	< 0.25	< 0.25	< 0.25	< 0.25	< 0.25	< 0.25	< 0.25	< 0.25	< 0.25	< 0.35
Trichloroethene	0.5	5	1	13	9.8	10	4.7	4.4	3.8	2.8	3	2.9	< 0.19	1.2	0.99	0.79
Vinyl chloride	0.02	0.2	< 0.2	< 0.2	< 0.13	< 0.13	< 0.1	< 0.1	< 0.1	< 0.1	< 0.1	< 0.1	< 0.10	< 0.10	< 0.10	< 0.20
Xylenes, Total	400	2000	< 0.5	< 0.5	< 0.3	< 0.3	< 0.068	< 0.068	< 0.068	< 0.068	< 0.068	< 0.068	< 0.068	< 0.068	< 0.068	< 0.22
Total PCBs																
Aroclor-1016	0.003	0.03	NA	NA	NA	NA	NA	< 0.17	NA	NA	NA	NA	NA	NA	NA	NA
Aroclor-1232	0.003	0.03	NA	NA	NA	NA	NA	< 0.091	NA	NA	NA	NA	NA	NA	NA	NA
Aroclor-1242	0.003	0.03	NA	NA	NA	NA	NA	< 0.13	NA	NA	NA	NA	NA	NA	NA	NA
Total Detected PCBs	NE	NE	NA	NA	NA	NA	NA	ND	NA	NA	NA	NA	NA	NA	NA	NA
Dissolved PCBs																
Aroclor-1016	0.003	0.03	NA	NA	NA	NA	NA	NA	NA	NA	NA	NA	NA	NA	NA	NA
Aroclor-1232	0.003	0.003	NA	NA	NA	NA	NA	NA	NA	NA	NA	NA	NA	NA	NA	NA
Aroclor-1242	0.003	0.003	NA	NA	NA	NA	NA	NA	NA	NA	NA	NA	NA	NA	NA	NA
Total Detected PCBs	NE	NE	NA	NA	NA	NA	NA	NA	NA	NA	NA	NA	NA	NA	NA	NA

Notes on Page 51.

Table 11
Groundwater Analytical Results Summary
Madison-Kipp Corporation
Madison, Wisconsin

Well ID	Preventive	Enforcement	MW-5D	MW-5D ³	MW-5D	MW-5D	MW-5D	MW-5D	MW-5D	MW-5D	MW-5D	MW-5D	MW-5D	MW-5D	MW-5D	MW-5D	MW-5D	MW-5D ³	
Screen Interval (feet bgs)	Action Limit	Standard	75 - 80 ft	75 - 80 ft	75 - 80 ft	75 - 80 ft	75 - 80 ft	75 - 80 ft	75 - 80 ft	75 - 80 ft	75 - 80 ft	75 - 80 ft	75 - 80 ft	75 - 80 ft	75 - 80 ft	75 - 80 ft	75 - 80 ft	75 - 80 ft	
Sample Date			04/07/2010	04/07/2010	04/12/2012	11/28/2012	01/17/2013	02/13/2013	04/19/2013	07/18/2013	10/04/2013	04/15/2014	10/21/2014	04/13/2015	10/19/2015	01/21/2016	04/21/2016	04/21/2016	
VOCs																			
1,1,1,2-Tetrachloroethane	7	70	< 5	< 5	< 0.31	< 1.3	< 0.5	< 0.5	< 0.5	< 1.3	< 1.3	< 0.25	< 0.25	< 0.25	< 0.46	< 0.11	< 0.11	< 0.11	
1,1,1-Trichloroethane	40	200	< 10	< 10	< 0.26	< 1	< 0.4	< 0.4	< 0.4	< 1	< 1	< 0.20	< 0.20	< 0.20	< 0.38	< 0.10	< 0.10	< 0.10	
1,1,2-Trichloroethane	0.5	5	< 5	< 5	< 0.3	< 1.4	< 0.56	< 0.56	< 0.56	< 1.4	< 1.4	< 0.28	< 0.28	< 0.28	< 0.35	< 0.10	< 0.10	< 0.10	
1,1-Dichloroethene	0.7	7	< 10	< 10	< 0.29	< 1.6	< 0.62	< 0.62	< 0.62	< 1.6	< 1.6	< 0.31	< 0.31	< 0.31	< 0.39	< 0.14	< 0.14	< 0.14	
1,2,4-Trimethylbenzene	96	480	< 4	< 4	< 0.22	< 0.7	< 0.28	< 0.28	< 0.28	< 0.7	< 0.7	< 0.14	< 0.14	< 0.14	< 0.36	< 0.060	< 0.060	< 0.060	
1,2-Dibromoethane	0.005	0.05	< 4	< 4	< 0.45	< 1.8	< 0.72	< 0.72	< 0.72	< 1.8	< 1.8	< 0.36	< 0.36	< 0.36	< 0.39	< 0.13	< 0.13	< 0.13	
1,2-Dichlorobenzene	60	600	< 4	< 4	< 0.21	< 1.4	< 0.54	< 0.54	< 0.54	< 1.4	< 1.4	< 0.27	< 0.27	< 0.27	< 0.33	< 0.076	< 0.076	< 0.076	
1,2-Dichloropropane	0.5	5	< 10	< 10	< 0.36	< 1	< 0.4	< 0.4	< 0.4	< 1	< 1	< 0.20	< 0.20	< 0.20	< 0.43	< 0.10	< 0.10	< 0.10	
1,2,3-Trichlorobenzene	NE	NE	< 5	< 5	< 0.36	< 1.2	< 0.48	< 0.48	< 0.48	< 1.2	< 1.2	< 0.24	< 0.24	< 0.24	< 0.46	< 0.045	< 0.045	< 0.045	
1,2,4-Trichlorobenzene	14	70	< 5	< 5	< 0.22	< 1.6	< 0.62	< 0.62	< 0.62	< 1.6	< 1.6	< 0.31	< 0.31	< 0.31	< 0.34	< 0.077	< 0.077	< 0.077	
1,3,5-Trimethylbenzene	96	480	< 4	< 4	< 0.23	< 0.9	< 0.36	< 0.36	< 0.36	< 0.9	< 0.9	< 0.18	< 0.18	< 0.18	< 0.25	< 0.075	< 0.075	< 0.075	
2-Butanone (MEK)	800	4000	NA	NA	NA	NA	NA	NA	NA	NA	NA	NA	NA	NA	NA	< 3.0	< 3.0	< 3.0	
2-Hexanone	NE	NE	NA	NA	NA	NA	NA	NA	NA	NA	NA	NA	NA	NA	NA	< 0.95	< 0.95	< 0.95	
Acetone	1800	9000	NA	NA	NA	NA	NA	NA	NA	NA	NA	NA	NA	NA	NA	< 3.4	< 3.4	< 3.4	
Benzene	0.5	5	< 4	< 4	0.29 J	1.1 J	1.2	1	0.88 J	1.5 J	2.8	0.30 J	0.22 J	< 0.074	< 0.15	< 0.089	< 0.089	< 0.089	
Bromodichloromethane	0.06	0.6	< 4	< 4	< 0.23	< 0.85	< 0.34	< 0.34	< 0.34	< 0.85	< 0.85	< 0.17	< 0.17	< 0.17	< 0.37	< 0.077	< 0.077	< 0.077	
Bromoform	0.44	4.4	< 4	< 4	< 0.45	< 1.4	< 0.56	< 0.56	< 0.56	< 1.4	< 1.4	< 0.28	< 0.28	< 0.28	< 0.48	< 0.088	< 0.088	< 0.088	
Bromomethane	1	10	< 10	< 10	< 0.49	< 1.6	< 0.62	< 0.62 *	< 0.62	< 1.6	< 1.6	< 0.31	< 0.31	< 0.31	< 0.80	< 0.59	< 0.59	< 0.59	
Carbon disulfide	200	1000	NA	NA	NA	NA	NA	NA	NA	NA	NA	NA	NA	NA	NA	< 0.053	< 0.053	0.11 J	
Carbon tetrachloride	0.5	5	< 16	< 16	< 0.28	< 1.3	< 0.52	< 0.52	< 0.52	< 1.3	< 1.3	< 0.26	< 0.26	< 0.26	< 0.38	< 0.038	< 0.038	< 0.038	
Chloroform	0.6	6	< 4	< 4	< 0.25	< 1	1.0 J	< 0.4	< 0.4	< 1	< 1	< 0.20	< 0.20	< 0.20	< 0.37	< 0.062	< 0.062	< 0.062	
Chloromethane	3	30	< 6	< 6	< 0.24	< 0.9	< 0.36	< 0.36	< 0.36	< 0.9	< 0.9	< 0.18	< 0.18	< 0.18	< 0.32	< 0.16	< 0.16	< 0.16	
cis-1,2-Dichloroethene	7	70	48	48	26	93	110	94	100	120	140	77	100	190	10	0.94	11	13	
Dichlorodifluoromethane	200	1000	< 10	< 10	< 0.26	< 1	< 0.4	< 0.4	< 0.4	< 1	< 1	< 0.20	< 0.20	< 0.20	< 0.54	< 0.11	< 0.11	< 0.11	
Ethylbenzene	140	700	< 10	< 10	< 0.14	< 0.65	< 0.26	< 0.26	< 0.26	< 0.65	< 0.65	< 0.13	< 0.13	< 0.13	< 0.18	< 0.054	< 0.054	< 0.054	
Isopropylbenzene	NE	NE	< 4	< 4	< 0.21	< 0.7	< 0.28	< 0.28	< 0.28	< 0.7	< 0.7	< 0.14	< 0.14	< 0.14	< 0.39	< 0.081	< 0.081	< 0.081	
m,p-Xylene	400	2000	NA	NA	NA	NA	NA	NA	NA	NA	NA	NA	NA	NA	NA	< 0.057	< 0.057	< 0.057	
Methyl tert-butyl ether	12	60	< 10	< 10	< 0.28	< 1.2	< 0.48	< 0.48	< 0.48	< 1.2	< 1.2	< 0.24	< 0.24	< 0.24	< 0.39	< 0.14	< 0.14	< 0.14	
Methylene chloride	0.5	5	< 20	< 20	< 0.63	< 3.4	< 1.4	< 1.4	< 1.4	< 3.4	< 3.4	< 0.68	< 0.68	< 0.68	< 1.6	0.18 J	< 0.14	< 0.14	
Naphthalene	10	100	< 5	< 5	< 0.24	< 0.8	< 0.32	< 0.32	< 0.32	< 0.8	< 0.8	< 0.16	< 0.16	< 0.16	< 0.34	< 0.088	< 0.088	< 0.088	
n-Butylbenzene	NE	NE	< 4	< 4	< 0.21	< 0.65	< 0.26	< 0.26	< 0.26	< 0.65	< 0.65	< 0.13	< 0.13	< 0.13	< 0.39	< 0.14	< 0.14	< 0.14	
n-Propylbenzene	NE	NE	< 10	< 10	< 0.19	< 0.65	< 0.26	< 0.26	< 0.26	< 0.65	< 0.65	< 0.13	< 0.13	< 0.13	< 0.41	< 0.10	< 0.10	< 0.10	
o-Xylene	400	2000	NA	NA	NA	NA	NA	NA	NA	NA	NA	NA	NA	NA	NA	< 0.058	< 0.058	< 0.058	
p-Isopropyltoluene	NE	NE	< 4	< 4	< 0.24	< 0.85	< 0.34	< 0.34	< 0.34	< 0.85	< 0.85	< 0.17	< 0.17	< 0.17	< 0.36	< 0.085	< 0.085	< 0.085	
sec-Butylbenzene	NE	NE	< 5	< 5	< 0.19	< 0.75	< 0.3	< 0.3	< 0.3	< 0.75	< 0.75	< 0.15	< 0.15	< 0.15	< 0.40	< 0.13	< 0.13	< 0.13	
Styrene	10	100	< 10	< 10	< 0.26	< 0.5	< 0.2	< 0.2	< 0.2	< 0.5	< 0.5	< 0.10	< 0.10	< 0.10	< 0.39	< 0.065	< 0.065	< 0.065	
tert-Butylbenzene	NE	NE	< 4	< 4	< 0.24	< 0.7	< 0.28	< 0.28	< 0.28	< 0.7	< 0.7	< 0.14	< 0.14	< 0.14	< 0.40	< 0.12	< 0.12	< 0.12	
Tetrachloroethene	0.5	5	1100	890	400	2000	1800	1700	1200	2000	2000	< 0.17	< 0.17	8.4	66	110	10	7.5	7.1
Toluene	160	800	< 10	< 10	0.30 J	< 0.55	< 0.22	< 0.22	< 0.22	< 0.55	< 0.55	< 0.11	< 0.11	< 0.11	< 0.15	< 0.053	< 0.053	< 0.053	
trans-1,2-Dichloroethene	20	100	< 10	< 10	1.3	3.9 J	3.9	3.1	3.4	3.8 J	2.9 J	< 0.25	< 0.25	< 0.25	< 0.35	< 0.11	< 0.11	0.11 J	
Trichloroethene	0.5	5	100	97	48	190	180	180	170	160	110	< 0.19	2.5	31	6.4	0.64	3	3	
Vinyl chloride	0.02	0.2	< 4	< 4	< 0.13	< 0.5	< 0.2	< 0.2	< 0.2	< 0.5	< 0.5	< 0.10	< 0.10	< 0.10	< 0.20	< 0.16	< 0.16	< 0.16	
Xylenes, Total	400	2000	< 10	< 10	< 0.3	< 0.34	< 0.14	< 0.14	< 0.14	< 0.34	< 0.34	< 0.068	< 0.068	< 0.068	< 0.22	NA	NA	NA	
Total PCBs																			
Aroclor-1016	0.003	0.03	NA	NA	NA	NA	< 0.17	NA	NA	NA	NA	NA	NA	NA	NA	NA	NA	NA	
Aroclor-1232	0.003	0.03	NA	NA	NA	NA	< 0.094	NA	NA	NA	NA	NA	NA	NA	NA	NA	NA	NA	
Aroclor-1242	0.003	0.03	NA	NA	NA	NA	< 0.13	NA	NA	NA	NA	NA	NA	NA	NA	NA	NA	NA	
Total Detected PCBs	NE	NE	NA	NA	NA	NA	ND	NA	NA	NA	NA	NA	NA	NA	NA	NA	NA	NA	
Dissolved PCBs																			
Aroclor-1016	0.003	0.03	NA	NA	NA	NA	NA	NA	NA	NA	NA	NA	NA	NA	NA	NA	NA	NA	
Aroclor-1232	0.003	0.003	NA	NA	NA	NA	NA	NA	NA	NA	NA	NA	NA	NA	NA	NA	NA	NA	
Aroclor-1242	0.003	0.003	NA	NA	NA	NA	NA	NA	NA	NA	NA	NA	NA	NA	NA	NA	NA	NA	
Total Detected PCBs	NE	NE	NA	NA	NA	NA	NA	NA	NA	NA	NA	NA	NA	NA	NA	NA	NA	NA	

Notes on Page 51.

Table 11
Groundwater Analytical Results Summary
Madison-Kipp Corporation
Madison, Wisconsin

Well ID	Screen Interval (feet bgs)	Preventive Action Limit	Enforcement Standard	MW-5D2 165.8 - 170.8 ft 01/17/2013	MW-5D2 165.8 - 170.8 ft 02/13/2013	MW-5D2 165.8 - 170.8 ft 04/19/2013	MW-5D2 165.8 - 170.8 ft 07/18/2013	MW-5D2 165.8 - 170.8 ft 10/09/2013	MW-5D2 165.8 - 170.8 ft 04/15/2014	MW-5D2 165.8 - 170.8 ft 10/21/2014	MW-5D2 165.8 - 170.8 ft 04/15/2015	MW-5D2 165.8 - 170.8 ft 10/22/2015	MW-5D2 165.8 - 170.8 ft 01/21/2016	MW-5D2 ³ 165.8 - 170.8 ft 01/21/2016	MW-5D2 165.8 - 170.8 ft 04/21/2016
VOCs															
1,1,1,2-Tetrachloroethane	7	70		< 0.25	< 0.25	< 0.25	< 0.5	< 0.25	< 0.50	< 0.25	< 0.50	< 0.92	< 1.1	< 1.1	< 4.4
1,1,1-Trichloroethane	40	200		< 0.2	< 0.2	< 0.2	< 0.4	< 0.2	< 0.40	< 0.20	< 0.40	< 0.76	< 1.0	< 1.0	< 4.0
1,1,2-Trichloroethane	0.5	5		< 0.28	< 0.28	< 0.28	< 0.56	< 0.28	< 0.56	< 0.28	< 0.56	< 0.70	< 1.0	< 1.0	< 4.0
1,1-Dichloroethene	0.7	7		< 0.31	< 0.31	< 0.31	< 0.62	< 0.31	< 0.62	< 0.31	< 0.62	< 0.78	< 1.4	< 1.4	< 5.6
1,2,4-Trimethylbenzene	96	480		< 0.14	< 0.14	< 0.14	< 0.28	< 0.14	< 0.28	< 0.14	< 0.28	< 0.72	< 0.60	< 0.60	< 2.4
1,2-Dibromoethane	0.005	0.05		< 0.36	< 0.36	< 0.36	< 0.72	< 0.36	< 0.72	< 0.36	< 0.72	< 0.77	< 1.3	< 1.3	< 5.2
1,2-Dichlorobenzene	60	600		< 0.27	< 0.27	< 0.27	< 0.54	< 0.27	< 0.54	< 0.27	< 0.54	< 0.67	< 0.76	< 0.76	< 3.0
1,2-Dichloropropane	0.5	5		< 0.2	< 0.2	< 0.2	< 0.4	< 0.2	< 0.40	< 0.20	< 0.40	< 0.86	< 1.0	< 1.0	< 4.0
1,2,3-Trichlorobenzene	NE	NE		< 0.24	< 0.24	< 0.24	< 0.48	< 0.24	< 0.48	< 0.24	< 0.48	< 0.92	< 0.45	< 0.45	7.2 BJ
1,2,4-Trichlorobenzene	14	70		< 0.31	< 0.31	< 0.31	< 0.62	< 0.31	< 0.62	< 0.31	< 0.62	< 0.68	< 0.77	< 0.77	5.2 J
1,3,5-Trimethylbenzene	96	480		< 0.18	< 0.18	< 0.18	< 0.36	< 0.18	< 0.36	< 0.18	< 0.36	< 0.51	< 0.75	< 0.75	< 3.0
2-Butanone (MEK)	800	4000		NA	NA	NA	NA	NA	NA	NA	NA	NA	< 30	< 30	< 120
2-Hexanone	NE	NE		NA	NA	NA	NA	NA	NA	NA	NA	NA	< 9.5	< 9.5	< 38
Acetone	1800	9000		NA	NA	NA	NA	NA	NA	NA	NA	NA	< 34	< 34	< 140
Benzene	0.5	5		< 0.074	< 0.074	< 0.074	< 0.15	< 0.074	< 0.15	< 0.074	< 0.15	< 0.29	< 0.89	< 0.89	< 3.6
Bromodichloromethane	0.06	0.6		< 0.17	< 0.17	< 0.17	< 0.34	< 0.17	< 0.34	< 0.17	< 0.34	< 0.74	< 0.77	< 0.77	< 3.1
Bromoform	0.44	4.4		< 0.28	< 0.28	< 0.28	< 0.56	< 0.28	< 0.56	< 0.28	< 0.56	< 0.97	< 0.88	< 0.88	< 3.5
Bromomethane	1	10		< 0.31	< 0.31 *	< 0.31	< 0.62	< 0.31	< 0.62	< 0.31	< 0.62	< 1.6	< 5.9	< 5.9	< 24
Carbon disulfide	200	1000		NA	NA	NA	NA	NA	NA	NA	NA	NA	< 0.53	< 0.53	< 2.1
Carbon tetrachloride	0.5	5		< 0.26	< 0.26	< 0.26	< 0.52	< 0.26	< 0.52	< 0.26	< 0.52	< 0.77	< 0.38	< 0.38	< 1.5
Chloroform	0.6	6		< 0.2	< 0.2	< 0.2	< 0.4	< 0.2	< 0.40	< 0.20	< 0.40	< 0.74	< 0.62	< 0.62	< 2.5
Chloromethane	3	30		< 0.18	< 0.18	< 0.18	< 0.36	< 0.18	< 0.36	< 0.18	< 0.36	< 0.64	< 1.6	< 1.6	< 6.4
cis-1,2-Dichloroethene	7	70		6.6	9.2	4.7	3.6	1.5	< 0.24	0.79 J	2.1	2.9	1.4 J	1.6 J	< 4.4
Dichlorodifluoromethane	200	1000		< 0.2	< 0.2	< 0.2	< 0.4	< 0.2	< 0.40	< 0.20	< 0.40	< 1.1	< 1.1	< 1.1	< 4.4
Ethylbenzene	140	700		< 0.13	< 0.13	< 0.13	< 0.26	< 0.13	< 0.26	< 0.13	< 0.26	< 0.37	< 0.54	< 0.54	< 2.2
Isopropylbenzene	NE	NE		< 0.14	< 0.14	< 0.14	< 0.28	< 0.14	< 0.28	< 0.14	< 0.28	< 0.77	< 0.81	< 0.81	< 3.2
m,p-Xylene	400	2000		NA	NA	NA	NA	NA	NA	NA	NA	NA	< 0.57	< 0.57	< 2.3
Methyl tert-butyl ether	12	60		< 0.24	< 0.24	< 0.24	< 0.48	< 0.24	< 0.48	< 0.24	< 0.48	< 0.79	< 1.4	< 1.4	< 5.6
Methylene chloride	0.5	5		< 0.68	< 0.68	< 0.68	< 1.4	5.7	< 1.4	< 0.68	< 1.4	< 3.3	< 1.4	< 1.4	< 5.6
Naphthalene	10	100		< 0.16	< 0.16	< 0.16	< 0.32	< 0.16	< 0.32	< 0.16	< 0.32	< 0.67	< 0.88	< 0.88	12 BJ
n-Butylbenzene	NE	NE		< 0.13	< 0.13	< 0.13	< 0.26	< 0.13	< 0.26	< 0.13	< 0.26	< 0.78	< 1.4	< 1.4	< 5.6
n-Propylbenzene	NE	NE		< 0.13	< 0.13	< 0.13	< 0.26	< 0.13	< 0.26	< 0.13	< 0.26	< 0.83	< 1.0	< 1.0	< 4.0
o-Xylene	400	2000		NA	NA	NA	NA	NA	NA	NA	NA	NA	< 0.58	< 0.58	< 2.3
p-Isopropyltoluene	NE	NE		< 0.17	< 0.17	< 0.17	< 0.34	< 0.17	< 0.34	< 0.17	< 0.34	< 0.72	< 0.85	< 0.85	< 3.4
sec-Butylbenzene	NE	NE		< 0.15	< 0.15	< 0.15	< 0.3	< 0.15	< 0.30	< 0.15	< 0.30	< 0.80	< 1.3	< 1.3	< 5.2
Styrene	10	100		< 0.1	< 0.1	< 0.1	< 0.2	< 0.1	< 0.20	< 0.10	< 0.20	< 0.77	< 0.65	< 0.65	< 2.6
tert-Butylbenzene	NE	NE		< 0.14	< 0.14	< 0.14	< 0.28	< 0.14	< 0.28	< 0.14	< 0.28	< 0.80	< 1.2	< 1.2	< 4.8
Tetrachloroethene	0.5	5		650	650	640	710	110	520	47	700	640	380	380	160
Toluene	160	800		0.70	0.22 J	0.35 J	2.4	0.43 J	< 0.22	< 0.11	< 0.22	< 0.30	< 0.53	< 0.53	< 2.1
trans-1,2-Dichloroethene	20	100		< 0.25	< 0.25	< 0.25	< 0.5	< 0.25	< 0.50	< 0.25	< 0.50	< 0.70	< 1.1	< 1.1	< 4.4
Trichloroethene	0.5	5		9.5	8.4	7.4	8.1	6.1	7.1	2.2	8.2	9.1	4.7 J	5.5	< 2.5
Vinyl chloride	0.02	0.2		< 0.1	< 0.1	< 0.1	< 0.2	< 0.1	< 0.20	< 0.10	< 0.20	< 0.41	< 1.6	< 1.6	< 6.4
Xylenes, Total	400	2000		< 0.068	< 0.068	< 0.068	< 0.14	< 0.068	< 0.14	< 0.068	< 0.14	< 0.44	NA	NA	NA
Total PCBs															
Aroclor-1016	0.003	0.03		< 0.19	NA	NA	NA	NA	NA	NA	NA	NA	NA	NA	NA
Aroclor-1232	0.003	0.03		< 0.1	NA	NA	NA	NA	NA	NA	NA	NA	NA	NA	NA
Aroclor-1242	0.003	0.03		< 0.14	NA	NA	NA	NA	NA	NA	NA	NA	NA	NA	NA
Total Detected PCBs	NE	NE		ND	NA	NA	NA	NA	NA	NA	NA	NA	NA	NA	NA
Dissolved PCBs															
Aroclor-1016	0.003	0.03		NA	NA	NA	NA	NA	NA	NA	NA	NA	NA	NA	NA
Aroclor-1232	0.003	0.003		NA	NA	NA	NA	NA	NA	NA	NA	NA	NA	NA	NA
Aroclor-1242	0.003	0.003		NA	NA	NA	NA	NA	NA	NA	NA	NA	NA	NA	NA
Total Detected PCBs	NE	NE		NA	NA	NA	NA	NA	NA	NA	NA	NA	NA	NA	NA

Notes on Page 51.

Table 11
Groundwater Analytical Results Summary
Madison-Kipp Corporation
Madison, Wisconsin

Well ID	Preventive	Enforcement	MW-5D3	MW-5D3	MW-5D3	MW-5D3	MW-5D3	MW-5D3	MW-5D3	MW-5D3	MW-5D3	MW-5D3	MW-5D3	MW-5D3
Screen Interval (feet bgs)	Action Limit	Standard	225 - 235 ft	225 - 235 ft	225 - 235 ft	225 - 235 ft	225 - 235 ft	225 - 235 ft	225 - 235 ft	225 - 235 ft	225 - 235 ft	225 - 235 ft	225 - 235 ft	225 - 235 ft
Sample Date			11/28/2012	01/18/2013	02/13/2013	04/21/2013	07/17/2013	10/07/2013	04/16/2014	10/20/2014	04/13/2015	10/21/2015	01/21/2016	04/21/2016
VOCs														
1,1,1,2-Tetrachloroethane	7	70	< 0.25	< 0.25	< 0.25	< 0.25	< 0.25	< 0.25	< 0.25	< 0.25	< 0.25	< 0.25	< 0.46	< 0.11
1,1,1-Trichloroethane	40	200	< 0.2	< 0.2	< 0.2	< 0.2	< 0.2	< 0.2	< 0.20	< 0.20	< 0.20	< 0.20	< 0.38	< 0.10
1,1,2-Trichloroethane	0.5	5	< 0.28	< 0.28	< 0.28	< 0.28	< 0.28	< 0.28	< 0.28	< 0.28	< 0.28	< 0.28	< 0.35	< 0.10
1,1-Dichloroethene	0.7	7	< 0.31	< 0.31	< 0.31	< 0.31	< 0.31	< 0.31	< 0.31	< 0.31	< 0.31	< 0.31	< 0.39	< 0.14
1,2,4-Trimethylbenzene	96	480	< 0.14	< 0.14	< 0.14	< 0.14	< 0.14	< 0.14	< 0.14	< 0.14	< 0.14	< 0.14	< 0.36	< 0.060
1,2-Dibromoethane	0.005	0.05	< 0.36	< 0.36	< 0.36	< 0.36	< 0.36	< 0.36	< 0.36	< 0.36	< 0.36	< 0.36	< 0.39	< 0.13
1,2-Dichlorobenzene	60	600	< 0.27	< 0.27	< 0.27	< 0.27	< 0.27	< 0.27	< 0.27	< 0.27	< 0.27	< 0.27	< 0.33	< 0.076
1,2-Dichloropropane	0.5	5	< 0.2	< 0.2	< 0.2	< 0.2	< 0.2	< 0.2	< 0.20	< 0.20	< 0.20	< 0.20	< 0.43	< 0.10
1,2,3-Trichlorobenzene	NE	NE	< 0.24	< 0.24	< 0.24	< 0.24	< 0.24	< 0.24	< 0.24	< 0.24	< 0.24	< 0.24	< 0.46	0.18 J
1,2,4-Trichlorobenzene	14	70	< 0.31	< 0.31	< 0.31	< 0.31	< 0.31	< 0.31	< 0.31	< 0.31	< 0.31	< 0.31	< 0.34	0.13 J
1,3,5-Trimethylbenzene	96	480	< 0.18	< 0.18	< 0.18	< 0.18	< 0.18	< 0.18	< 0.18	< 0.18	< 0.18	< 0.18	< 0.25	< 0.075
2-Butanone (MEK)	800	4000	NA	NA	NA	NA	NA	NA	NA	NA	NA	NA	NA	< 3.0
2-Hexanone	NE	NE	NA	NA	NA	NA	NA	NA	NA	NA	NA	NA	NA	< 0.95
Acetone	1800	9000	NA	NA	NA	NA	NA	NA	NA	NA	NA	NA	NA	< 3.4
Benzene	0.5	5	< 0.074	0.28 J	< 0.074	< 0.074	< 0.074	< 0.074	< 0.074	< 0.074	< 0.074	< 0.074	< 0.15	< 0.089
Bromodichloromethane	0.06	0.6	< 0.17	< 0.17	< 0.17	< 0.17	< 0.17	< 0.17	< 0.17	< 0.17	< 0.17	< 0.17	< 0.37	< 0.077
Bromoform	0.44	4.4	< 0.28	< 0.28	< 0.28	< 0.28	< 0.28	< 0.28	< 0.28	< 0.28	< 0.28	< 0.28	< 0.48	< 0.088
Bromomethane	1	10	< 0.31	< 0.31	< 0.31 *	< 0.31	< 0.31	< 0.31	< 0.31	< 0.31	< 0.31 *	< 0.31	< 0.80	< 0.59
Carbon disulfide	200	1000	NA	NA	NA	NA	NA	NA	NA	NA	NA	NA	NA	< 0.053
Carbon tetrachloride	0.5	5	< 0.26	< 0.26	< 0.26	< 0.26	< 0.26	< 0.26	< 0.26	< 0.26	< 0.26	< 0.26	< 0.38	< 0.038
Chloroform	0.6	6	< 0.2	< 0.2	< 0.2	< 0.2	< 0.2	< 0.2	< 0.20	< 0.20	< 0.20	< 0.20	< 0.37	< 0.062
Chloromethane	3	30	< 0.18	< 0.18	< 0.18	< 0.18	< 0.18	< 0.18	< 0.18	< 0.18	< 0.18	< 0.18	< 0.32	< 0.16
cis-1,2-Dichloroethene	7	70	3.1	12	12	1.6	2.1	4.5	< 0.12	< 0.12	< 0.12	< 0.12	< 0.41	0.19 J
Dichlorodifluoromethane	200	1000	< 0.2	< 0.2	< 0.2	< 0.2	< 0.2	< 0.2	< 0.20	< 0.20	< 0.20	< 0.20	< 0.54	< 0.11
Ethylbenzene	140	700	< 0.13	< 0.13	< 0.13	< 0.13	< 0.13	0.32 J	< 0.13	< 0.13	< 0.13	< 0.13	< 0.18	< 0.054
Isopropylbenzene	NE	NE	< 0.14	< 0.14	< 0.14	< 0.14	< 0.14	< 0.14	< 0.14	< 0.14	< 0.14	< 0.14	< 0.39	< 0.081
m,p-Xylene	400	2000	NA	NA	NA	NA	NA	NA	NA	NA	NA	NA	NA	< 0.057
Methyl tert-butyl ether	12	60	< 0.24	< 0.24	< 0.24	< 0.24	< 0.24	< 0.24	< 0.24	< 0.24	< 0.24	< 0.24	< 0.39	< 0.14
Methylene chloride	0.5	5	< 0.68	< 0.68	< 0.68	< 0.68	< 0.68	< 0.68	< 0.68	< 0.68	< 0.68	< 0.68	< 1.6	0.16 J
Naphthalene	10	100	< 0.16	< 0.16	< 0.16	< 0.16	< 0.16	< 0.16	< 0.16	< 0.16	< 0.16	< 0.16	< 0.34	< 0.088
n-Butylbenzene	NE	NE	< 0.13	< 0.13	< 0.13	< 0.13	< 0.13	< 0.13	< 0.13	< 0.13	< 0.13	< 0.13	< 0.39	< 0.14
n-Propylbenzene	NE	NE	< 0.13	< 0.13	< 0.13	< 0.13	< 0.13	< 0.13	< 0.13	< 0.13	< 0.13	< 0.13	< 0.41	< 0.10
o-Xylene	400	2000	NA	NA	NA	NA	NA	NA	NA	NA	NA	NA	NA	< 0.058
p-Isopropyltoluene	NE	NE	< 0.17	< 0.17	< 0.17	< 0.17	< 0.17	< 0.17	< 0.17	< 0.17	< 0.17	< 0.17	< 0.36	< 0.085
sec-Butylbenzene	NE	NE	< 0.15	< 0.15	< 0.15	< 0.15	< 0.15	< 0.15	< 0.15	< 0.15	< 0.15	< 0.15	< 0.40	< 0.13
Styrene	10	100	< 0.1	< 0.1	< 0.1	< 0.1	< 0.1	< 0.1	< 0.10	< 0.10	< 0.10	< 0.10	< 0.39	< 0.065
tert-Butylbenzene	NE	NE	< 0.14	< 0.14	< 0.14	< 0.14	< 0.14	< 0.14	< 0.14	< 0.14	< 0.14	< 0.14	< 0.40	< 0.12
Tetrachloroethene	0.5	5	19	0.59 J	0.83 J	1.8	0.78 J	1.5	< 0.17	< 0.17	< 0.17	< 0.17	< 0.37	0.14 J
Toluene	160	800	< 0.11	< 0.11	< 0.11	0.29 J	0.53	0.20 J	< 0.11	< 0.11	< 0.11	< 0.11	< 0.15	0.080 J
trans-1,2-Dichloroethene	20	100	< 0.25	< 0.25	< 0.25	< 0.25	< 0.25	< 0.25	< 0.25	< 0.25	< 0.25	< 0.25	< 0.35	< 0.11
Trichloroethene	0.5	5	2.6	< 0.19	< 0.19	< 0.19	< 0.19	0.29 J	< 0.19	< 0.19	< 0.19	< 0.19	< 0.16	< 0.062
Vinyl chloride	0.02	0.2	< 0.1	< 0.1	< 0.1	< 0.1	< 0.1	< 0.1	< 0.10	< 0.10	< 0.10	< 0.10	< 0.20	< 0.16
Xylenes, Total	400	2000	< 0.068	< 0.068	< 0.068	< 0.068	0.68 J	< 0.068	< 0.068	< 0.068	< 0.068	< 0.068	0.25 J	NA
Total PCBs														
Aroclor-1016	0.003	0.03	NA	< 0.16	NA	NA	NA	NA	NA	NA	NA	NA	NA	NA
Aroclor-1232	0.003	0.03	NA	< 0.09	NA	NA	NA	NA	NA	NA	NA	NA	NA	NA
Aroclor-1242	0.003	0.03	NA	< 0.13	NA	NA	NA	NA	NA	NA	NA	NA	NA	NA
Total Detected PCBs	NE	NE	NA	ND	NA	NA	NA	NA	NA	NA	NA	NA	NA	NA
Dissolved PCBs														
Aroclor-1016	0.003	0.03	NA	NA	NA	NA	NA	NA	NA	NA	NA	NA	NA	NA
Aroclor-1232	0.003	0.003	NA	NA	NA	NA	NA	NA	NA	NA	NA	NA	NA	NA
Aroclor-1242	0.003	0.003	NA	NA	NA	NA	NA	NA	NA	NA	NA	NA	NA	NA
Total Detected PCBs	NE	NE	NA	NA	NA	NA	NA	NA	NA	NA	NA	NA	NA	NA

Notes on Page 51.

Table 11
Groundwater Analytical Results Summary
Madison-Kipp Corporation
Madison, Wisconsin

Well ID	Preventive	Enforcement	MW-6S	MW-6S	MW-6S	MW-6S	MW-6S	MW-6S	MW-6S	MW-6S	MW-6S	MW-6S	MW-6S	MW-6S	MW-6S	MW-6S
Screen Interval (feet bgs)	Action Limit	Standard	31.4 - 41.4 ft	31.4 - 41.4 ft	31.4 - 41.4 ft	31.4 - 41.4 ft	31.4 - 41.4 ft	31.4 - 41.4 ft	31.4 - 41.4 ft	31.4 - 41.4 ft	31.4 - 41.4 ft	31.4 - 41.4 ft	31.4 - 41.4 ft	31.4 - 41.4 ft	31.4 - 41.4 ft	31.4 - 41.4 ft
Sample Date			12/31/2009	04/07/2010	07/01/2010	10/01/2010	12/28/2010	04/11/2012	01/17/2013	04/20/2013	07/18/2013	10/07/2013	04/17/2014	10/16/2014	04/14/2015	10/22/2015
VOCs																
1,1,1,2-Tetrachloroethane	7	70	< 0.25	< 0.25	< 0.25	< 0.25	< 0.25	< 0.31	< 0.25	< 0.25	< 0.25	< 0.25	< 0.25	< 0.25	< 0.25	< 0.46
1,1,1-Trichloroethane	40	200	< 0.5	< 0.5	< 0.5	< 0.5	< 0.5	< 0.26	< 0.2	< 0.2	< 0.2	< 0.2	< 0.20	< 0.20	< 0.20	< 0.38
1,1,2-Trichloroethane	0.5	5	< 0.25	< 0.25	< 0.25	< 0.25	< 0.25	< 0.3	< 0.28	< 0.28	< 0.28	< 0.28	< 0.28	< 0.28	< 0.28	< 0.35
1,1-Dichloroethene	0.7	7	< 0.5	< 0.5	< 0.5	< 0.5	< 0.5	< 0.29	< 0.31	< 0.31	< 0.31	< 0.31	< 0.31	< 0.31	< 0.31	< 0.39
1,2,4-Trimethylbenzene	96	480	4.3	3.3	1.3	2.2	3.2	4.8	12	0.92 J	< 0.14	1.4	2.0	0.96 J	1.4	1.3
1,2-Dibromoethane	0.005	0.05	< 0.2	< 0.2	< 0.2	< 0.2	< 0.2	< 0.45	< 0.36	< 0.36	< 0.36	< 0.36	< 0.36	< 0.36	< 0.36	< 0.39
1,2-Dichlorobenzene	60	600	< 0.2	< 0.2	< 0.2	< 0.2	< 0.2	< 0.21	< 0.27	< 0.27	< 0.27	< 0.27	< 0.27	< 0.27	< 0.27	< 0.33
1,2-Dichloropropane	0.5	5	< 0.5	< 0.5	< 0.5	< 0.5	< 0.5	< 0.36	< 0.2	< 0.2	< 0.2	< 0.2	< 0.20	< 0.20	< 0.20	< 0.43
1,2,3-Trichlorobenzene	NE	NE	< 0.25	< 0.25	< 0.25	< 0.25	< 0.25	< 0.36	< 0.24	< 0.24	< 0.24	< 0.24	< 0.24	< 0.24	< 0.24	< 0.46
1,2,4-Trichlorobenzene	14	70	< 0.25	< 0.25	< 0.25	< 0.25	< 0.25	< 0.22	< 0.31	< 0.31	< 0.31	< 0.31	< 0.31	< 0.31	< 0.31	< 0.34
1,3,5-Trimethylbenzene	96	480	0.92	7.3	0.27	4.6	0.39	1.5	3.4	< 0.18	< 0.18	< 0.18	0.73 J	< 0.18	1.1	1.7
2-Butanone (MEK)	800	4000	NA	NA	NA	NA	NA	NA	NA	NA	NA	NA	NA	NA	NA	NA
2-Hexanone	NE	NE	NA	NA	NA	NA	NA	NA	NA	NA	NA	NA	NA	NA	NA	NA
Acetone	1800	9000	NA	NA	NA	NA	NA	NA	NA	NA	NA	NA	NA	NA	NA	NA
Benzene	0.5	5	7.6	7.9	5	5.3	5	4.1	9.3	1.9	0.34 J	2.6	2.8	2.1	3.3	3.8
Bromodichloromethane	0.06	0.6	< 0.2	< 0.2	< 0.2	< 0.2	< 0.2	< 0.23	< 0.17	< 0.17	< 0.17	< 0.17	< 0.17	< 0.17	< 0.17	1.2
Bromoform	0.44	4.4	< 0.2	< 0.2	< 0.2	< 0.2	< 0.2	< 0.45	< 0.28	< 0.28	< 0.28	< 0.28	< 0.28	< 0.28	< 0.28	< 0.48
Bromomethane	1	10	< 0.5	< 0.5	< 0.5	< 0.5	< 0.5	< 0.49	< 0.31	< 0.31	< 0.31	< 0.31	< 0.31	< 0.31	< 0.31	< 0.80
Carbon disulfide	200	1000	NA	NA	NA	NA	NA	NA	NA	NA	NA	NA	NA	NA	NA	NA
Carbon tetrachloride	0.5	5	< 0.8	< 0.8	< 0.8	< 0.8	< 0.8	< 0.28	< 0.26	< 0.26	< 0.26	< 0.26	< 0.26	< 0.26	< 0.26	< 0.38
Chloroform	0.6	6	< 0.2	< 0.2	< 0.2	< 0.2	< 0.2	< 0.25	< 0.2	< 0.2	< 0.2	< 0.2	< 0.20	< 0.20	< 0.20	< 0.37
Chloromethane	3	30	< 0.3	< 0.3	< 0.3	< 0.3	< 0.3	< 0.24	< 0.18	< 0.18	< 0.18	< 0.18	< 0.18	< 0.18	< 0.18	< 0.32
cis-1,2-Dichloroethene	7	70	< 0.5	< 0.5	< 0.5	< 0.5	< 0.5	< 0.22	< 0.12	< 0.12	< 0.12	< 0.12	< 0.12	< 0.12	< 0.12	< 0.41
Dichlorodifluoromethane	200	1000	< 0.5	< 0.5	< 0.5	< 0.5	< 0.5	< 0.26	< 0.2	< 0.2	< 0.2	< 0.2	< 0.20	< 0.20	< 0.20	< 0.54
Ethylbenzene	140	700	23	14	6.0	13	15	9.8	40	0.18 J	< 0.13	8.0	7.5	3.5	6.4	7.1
Isopropylbenzene	NE	NE	12	9.4	5.3	7.5	6.4	4.1	12	< 0.14	< 0.14	3.2	2.6	2.1	2.9	3.7
m,p-Xylene	400	2000	NA	NA	NA	NA	NA	NA	NA	NA	NA	NA	NA	NA	NA	NA
Methyl tert-butyl ether	12	60	< 0.5	< 0.5	< 0.5	< 0.5	< 0.5	< 0.28	< 0.24	< 0.24	< 0.24	< 0.24	< 0.24	< 0.24	< 0.24	< 0.39
Methylene chloride	0.5	5	< 1	< 1	< 1	< 1	< 1	8.3	< 0.68	< 0.68	< 0.68	< 0.68	< 0.68	< 0.68	< 0.68	9.4 cn
Naphthalene	10	100	26	14	6.4	10	16	19	43	< 0.16	< 0.16	3.8	4.2	1.9	6.6	9.8
n-Butylbenzene	NE	NE	1.6	1.6	0.92	1.2	0.86	< 0.21	< 0.13	< 0.13	< 0.13	< 0.13	< 0.13	< 0.13	< 0.13	< 0.39
n-Propylbenzene	NE	NE	4.9	3.7	1.9	3.3	3.0	1.8	6.8	< 0.13	< 0.13	1.3	1.5	< 0.13	1.2	1.5
o-Xylene	400	2000	NA	NA	NA	NA	NA	NA	NA	NA	NA	NA	NA	NA	NA	NA
p-Isopropyltoluene	NE	NE	1.7	1.6	0.72	1.1	0.83	< 0.24	2.4	< 0.17	< 0.17	< 0.17	0.56 J	< 0.17	< 0.17	0.95 J
sec-Butylbenzene	NE	NE	1.9	1.8	1.5	1.5	1.0	0.56 J	1.8	< 0.15	< 0.15	< 0.15	0.82 J	< 0.15	< 0.15	0.86 J
Styrene	10	100	0.53	0.51	< 0.5	< 0.5	1.1	< 0.26	0.64 J	< 0.1	< 0.1	< 0.1	< 0.10	< 0.10	< 0.10	< 0.39
tert-Butylbenzene	NE	NE	0.27	0.31	0.22	0.24	< 0.2	< 0.24	< 0.14	< 0.14	< 0.14	< 0.14	< 0.14	< 0.14	< 0.14	< 0.40
Tetrachloroethene	0.5	5	< 0.5	< 0.5	< 0.5	< 0.5	< 0.5	< 0.22	< 0.17	0.53 J	< 0.17	< 0.17	0.66 J	< 0.17	< 0.17	< 0.37
Toluene	160	800	3.3	3.3	1.2	1.8	2.0	2.5	6.3	0.82	< 0.11	1.1	1.1	< 0.11	1.9	2.4
trans-1,2-Dichloroethene	20	100	< 0.5	< 0.5	< 0.5	< 0.5	< 0.5	< 0.27	< 0.25	< 0.25	< 0.25	< 0.25	< 0.25	< 0.25	< 0.25	< 0.35
Trichloroethene	0.5	5	< 0.2	< 0.2	< 0.2	< 0.2	< 0.2	< 0.18	< 0.19	< 0.19	< 0.19	< 0.19	< 0.19	< 0.19	< 0.19	< 0.16
Vinyl chloride	0.02	0.2	< 0.2	< 0.2	< 0.2	< 0.2	< 0.2	< 0.13	< 0.1	< 0.1	< 0.1	< 0.1	< 0.10	< 0.10	< 0.10	< 0.20
Xylenes, Total	400	2000	9.6	8.2	2.6	4.5	6.4	7.8	25	1.8	< 0.068	3.3	2.8	1.9	3.3	3.7
Total PCBs																
Aroclor-1016	0.003	0.03	NA	NA	NA	NA	NA	NA	< 0.17	NA	NA	NA	NA	NA	NA	NA
Aroclor-1232	0.003	0.03	NA	NA	NA	NA	NA	NA	< 0.094	NA	NA	NA	NA	NA	NA	NA
Aroclor-1242	0.003	0.03	NA	NA	NA	NA	NA	NA	< 0.13	NA	NA	NA	NA	NA	NA	NA
Total Detected PCBs	NE	NE	NA	NA	NA	NA	NA	NA	ND	NA	NA	NA	NA	NA	NA	NA
Dissolved PCBs																
Aroclor-1016	0.003	0.03	NA	NA	NA	NA	NA	NA	NA	NA	NA	NA	NA	NA	NA	NA
Aroclor-1232	0.003	0.003	NA	NA	NA	NA	NA	NA	NA	NA	NA	NA	NA	NA	NA	NA
Aroclor-1242	0.003	0.003	NA	NA	NA	NA	NA	NA	NA	NA	NA	NA	NA	NA	NA	NA
Total Detected PCBs	NE	NE	NA	NA	NA	NA	NA	NA	NA	NA	NA	NA	NA	NA	NA	NA

Notes on Page 51.

Table 11
Groundwater Analytical Results Summary
Madison-Kipp Corporation
Madison, Wisconsin

Well ID	Screen Interval (feet bgs)	Preventive Action Limit	Enforcement Standard	MW-6D	MW-6D	MW-6D	MW-6D	MW-6D	MW-6D	MW-6D	MW-6D	MW-6D ³	MW-6D	MW-6D ³	MW-6D	MW-6D ³	MW-6D	MW-6D ³
				65.5 - 70.5 ft 12/31/2009	65.5 - 70.5 ft 04/07/2010	65.5 - 70.5 ft 07/01/2010	65.5 - 70.5 ft 10/01/2010	65.5 - 70.5 ft 12/28/2010	65.5 - 70.5 ft 03/31/2011	65.5 - 70.5 ft 04/12/2012	65.5 - 70.5 ft 01/16/2013	65.5 - 70.5 ft 01/16/2013	65.5 - 70.5 ft 04/20/2013	65.5 - 70.5 ft 04/20/2013	65.5 - 70.5 ft 07/18/2013	65.5 - 70.5 ft 07/18/2013	65.5 - 70.5 ft 10/07/2013	65.5 - 70.5 ft 10/07/2013
VOCs																		
1,1,1,2-Tetrachloroethane	7	70		< 13	< 20	< 13	< 0.25	< 2.5	< 10	< 0.62	< 0.5	< 0.5	< 0.5	< 0.5	< 0.5	< 0.5	< 0.25	< 0.25
1,1,1-Trichloroethane	40	200		< 25	< 40	< 25	< 0.5	< 5	< 20	< 0.52	< 0.4	< 0.4	< 0.4	< 0.4	< 0.4	< 0.4	< 0.2	< 0.2
1,1,2-Trichloroethane	0.5	5		< 13	< 20	< 13	< 0.25	< 2.5	< 10	< 0.6	< 0.56	< 0.56	< 0.56	< 0.56	< 0.56	< 0.56	< 0.28	< 0.28
1,1-Dichloroethene	0.7	7		< 25	< 40	< 25	< 0.5	< 5	< 20	< 0.58	< 0.62	< 0.62	< 0.62	< 0.62	< 0.62	< 0.62	< 0.31	< 0.31
1,2,4-Trimethylbenzene	96	480		330	130	130	160	180	74	19	23	25	11	6.1	16	17	41	38
1,2-Dibromoethane	0.005	0.05		15	< 16	< 10	11	9.7	< 8	< 0.9	< 0.72	< 0.72	< 0.72	< 0.72	< 0.72	< 0.72	< 0.36	< 0.36
1,2-Dichlorobenzene	60	600		< 10	< 16	< 10	< 0.2	< 2	< 8	< 0.42	< 0.54	< 0.54	< 0.54	< 0.54	< 0.54	< 0.54	< 0.27	< 0.27
1,2-Dichloropropane	0.5	5		< 25	< 40	< 25	7.2	6	< 20	< 0.72	< 0.4	< 0.4	1.9 J	1.7 J	< 0.4	< 0.4	< 0.2	< 0.2
1,2,3-Trichlorobenzene	NE	NE		< 13	< 20	< 13	< 0.25	< 2.5	< 10	< 0.72	< 0.48	< 0.48	< 0.48	< 0.48	< 0.48	< 0.48	< 0.24	< 0.24
1,2,4-Trichlorobenzene	14	70		< 13	< 20	< 13	< 0.25	< 2.5	< 10	< 0.44	< 0.62	< 0.62	< 0.62	< 0.62	< 0.62	< 0.62	< 0.31	< 0.31
1,3,5-Trimethylbenzene	96	480		23	< 16	< 10	13	13	< 8	< 0.46	< 0.36	< 0.36	< 0.36	< 0.36	< 0.36	< 0.36	0.71 J	< 0.18
2-Butanone (MEK)	800	4000		NA	NA	NA	NA	NA	NA	NA	NA	NA	NA	NA	NA	NA	NA	NA
2-Hexanone	NE	NE		NA	NA	NA	NA	NA	NA	NA	NA	NA	NA	NA	NA	NA	NA	NA
Acetone	1800	9000		NA	NA	NA	NA	NA	NA	NA	NA	NA	NA	NA	NA	NA	NA	NA
Benzene	0.5	5		3900	3200	2900	< 0.2	2900	2100	1500	1300	1400	600	500	810	800	1000	840
Bromodichloromethane	0.06	0.6		< 10	< 16	< 10	< 0.2	< 2	< 8	< 0.46	< 0.34	< 0.34	< 0.34	< 0.34	< 0.34	< 0.34	< 0.17	< 0.17
Bromoform	0.44	4.4		< 10	< 16	< 10	< 0.2	< 2	< 8	< 0.9	< 0.56	< 0.56	< 0.56	< 0.56	< 0.56	< 0.56	< 0.28	< 0.28
Bromomethane	1	10		< 25	< 40	< 25	< 0.5	< 5	< 20	< 0.98	< 0.62	< 0.62	< 0.62	< 0.62	< 0.62	< 0.62	< 0.31	< 0.31
Carbon disulfide	200	1000		NA	NA	NA	NA	NA	NA	NA	NA	NA	NA	NA	NA	NA	NA	NA
Carbon tetrachloride	0.5	5		< 40	< 64	< 40	< 0.8	< 8	< 32	< 0.56	< 0.52	< 0.52	< 0.52	< 0.52	< 0.52	< 0.52	< 0.26	< 0.26
Chloroform	0.6	6		< 10	< 16	< 10	< 0.2	< 2	< 8	3.6	< 0.4	< 0.4	< 0.4	< 0.4	< 0.4	< 0.4	< 0.2	< 0.2
Chloromethane	3	30		< 15	< 24	< 15	< 0.3	< 3	< 12	< 0.48	< 0.36	< 0.36	< 0.36	< 0.36	< 0.36	< 0.36	< 0.18	< 0.18
cis-1,2-Dichloroethene	7	70		< 25	< 40	< 25	1.4	< 5	< 20	< 0.44	< 0.24	< 0.24	< 0.24	< 0.24	< 0.24	< 0.24	0.89 J	< 0.12
Dichlorodifluoromethane	200	1000		< 25	< 40	< 25	< 0.5	< 5	< 20	< 0.52	< 0.4	< 0.4	< 0.4	< 0.4	< 0.4	< 0.4	< 0.2	< 0.2
Ethylbenzene	140	700		47	< 40	26	39	35	< 20	8.7	7.5	7.9	3.5	2.8	7.1	7.9	8.1	7.5
Isopropylbenzene	NE	NE		54	43	32	45	40	35	23	30	32	16	12	27	30	29	27
m,p-Xylene	400	2000		NA	NA	NA	NA	NA	NA	NA	NA	NA	NA	NA	NA	NA	NA	NA
Methyl tert-butyl ether	12	60		< 25	< 40	< 25	< 0.5	< 5	< 20	< 0.56	< 0.48	< 0.48	< 0.48	< 0.48	< 0.48	< 0.48	< 0.24	< 0.24
Methylene chloride	0.5	5		< 50	< 80	< 50	< 1	< 10	< 40	< 1.3	< 1.4	< 1.4	< 1.4	< 1.4	< 1.4	< 1.4	< 0.68	< 0.68
Naphthalene	10	100		380	280	370	370	360	190	110	54	58	3.9	2.8	50	64	72	71
n-Butylbenzene	NE	NE		12	< 16	< 10	10	7.9	< 8	< 0.42	< 0.26	< 0.26	< 0.26	< 0.26	5.0	6.3	< 0.13	4.3
n-Propylbenzene	NE	NE		49	< 40	27	36	31	21	11	13	14	5.4	3.6	12	13	14	13
o-Xylene	400	2000		NA	NA	NA	NA	NA	NA	NA	NA	NA	NA	NA	NA	NA	NA	NA
p-Isopropyltoluene	NE	NE		< 10	< 16	< 10	6.5	5.1	< 8	2.6	3.8	3.9	1.7 J	1.2 J	3.2	3.6	3.4	< 0.17
sec-Butylbenzene	NE	NE		< 13	< 20	< 13	4.7	4.2	< 10	2.2	3.4	3.8	2.0	1.3 J	3.2	3.6	3.2	3.0
Styrene	10	100		< 25	< 40	< 25	3.5	12	< 20	< 0.52	< 0.2	< 0.2	< 0.2	< 0.2	< 0.2	< 0.2	1.0	< 0.1
tert-Butylbenzene	NE	NE		< 10	< 16	< 10	< 0.2	< 2	< 8	< 0.48	< 0.28	< 0.28	< 0.28	< 0.28	< 0.28	< 0.28	< 0.14	< 0.14
Tetrachloroethene	0.5	5		36	45	27	30	26	28	20	25	26	22	17	23	25	17	16
Toluene	160	800		130	100	88	120	120	58	36	30	31	9.4	7.8	24	27	38	35
trans-1,2-Dichloroethene	20	100		< 25	< 40	< 25	< 0.5	< 5	< 20	< 0.54	< 0.5	< 0.5	< 0.5	< 0.5	< 0.5	< 0.5	< 0.25	< 0.25
Trichloroethene	0.5	5		< 10	< 16	< 10	4.5	4.5	< 8	3.9	11	11	13	11	12	< 0.38	18	17
Vinyl chloride	0.02	0.2		< 10	< 16	< 10	< 0.2	< 2	< 8	< 0.26	< 0.2	< 0.2	< 0.2	< 0.2	< 0.2	< 0.2	< 0.1	< 0.1
Xylenes, Total	400	2000		630	320	250	450	400	130	40	40	41	12	8.3	34	39	63	58
Total PCBs																		
Aroclor-1016	0.003	0.03		NA	NA	NA	NA	NA	NA	NA	< 0.17	NA	NA	NA	NA	NA	NA	NA
Aroclor-1232	0.003	0.03		NA	NA	NA	NA	NA	NA	NA	< 0.094	NA	NA	NA	NA	NA	NA	NA
Aroclor-1242	0.003	0.03		NA	NA	NA	NA	NA	NA	NA	< 0.13	NA	NA	NA	NA	NA	NA	NA
Total Detected PCBs	NE	NE		NA	NA	NA	NA	NA	NA	NA	ND	NA	NA	NA	NA	NA	NA	NA
Dissolved PCBs																		
Aroclor-1016	0.003	0.03		NA	NA	NA	NA	NA	NA	NA	NA	NA	NA	NA	NA	NA	NA	NA
Aroclor-1232	0.003	0.003		NA	NA	NA	NA	NA	NA	NA	NA	NA	NA	NA	NA	NA	NA	NA
Aroclor-1242	0.003	0.003		NA	NA	NA	NA	NA	NA	NA	NA	NA	NA	NA	NA	NA	NA	NA
Total Detected PCBs	NE	NE		NA	NA	NA	NA	NA	NA	NA	NA	NA	NA	NA	NA	NA	NA	NA

Notes on Page 51.

Table 11
Groundwater Analytical Results Summary
Madison-Kipp Corporation
Madison, Wisconsin

Well ID	Screen Interval (feet bgs)	Preventive Action Limit	Enforcement Standard	MW-6D	MW-6D ³	MW-6D	MW-6D ³	MW-6D	MW-6D ³	MW-6D	MW-6D ³	MW-6D	MW-6D ³
				65.5 - 70.5 ft	65.5 - 70.5 ft	65.5 - 70.5 ft	65.5 - 70.5 ft	65.5 - 70.5 ft	65.5 - 70.5 ft	65.5 - 70.5 ft	65.5 - 70.5 ft	65.5 - 70.5 ft	65.5 - 70.5 ft
Sample Date				04/17/2014	04/17/2014	10/16/2014	10/16/2014	04/14/2015	04/14/2015	10/22/2015	10/22/2015	01/22/2016	04/20/2016
VOCs													
1,1,1,2-Tetrachloroethane	7	70		< 0.50	< 0.50	< 0.50	< 0.50	< 0.50	< 0.50	< 0.46	< 0.92	< 2.2	< 5.5
1,1,1-Trichloroethane	40	200		< 0.40	< 0.40	< 0.40	< 0.40	< 0.40	< 0.40	< 0.38	< 0.76	< 2.0	< 5.0
1,1,2-Trichloroethane	0.5	5		< 0.56	< 0.56	< 0.56	< 0.56	< 0.56	< 0.56	< 0.35	< 0.70	< 2.0	< 5.0
1,1-Dichloroethene	0.7	7		< 0.62	< 0.62	< 0.62	< 0.62	< 0.62	< 0.62	< 0.39	< 0.78	< 2.8	< 7.0
1,2,4-Trimethylbenzene	96	480		9.7	8.9	13	13	4.0	4.2	6.9	6.6	9.0 J	15 J
1,2-Dibromoethane	0.005	0.05		< 0.72	< 0.72	< 0.72	< 0.72	< 0.72	< 0.72	< 0.39	< 0.77	< 2.6	< 6.5
1,2-Dichlorobenzene	60	600		< 0.54	< 0.54	< 0.54	< 0.54	< 0.54	< 0.54	< 0.33	< 0.67	< 1.5	< 3.8
1,2-Dichloropropane	0.5	5		< 0.40	2.3	2.4	< 0.40	2.2	< 0.40	< 0.43	< 0.86	< 2.0	< 5.0
1,2,3-Trichlorobenzene	NE	NE		< 0.48	< 0.48	< 0.48	< 0.48	< 0.48	< 0.48	< 0.46	< 0.92	< 0.90	< 2.3
1,2,4-Trichlorobenzene	14	70		< 0.62	< 0.62	< 0.62	< 0.62	< 0.62	< 0.62	< 0.34	< 0.68	< 1.5	< 3.9
1,3,5-Trimethylbenzene	96	480		< 0.36	< 0.36	< 0.36	< 0.36	< 0.36	< 0.36	< 0.25	< 0.51	< 1.5	< 3.8
2-Butanone (MEK)	800	4000		NA	NA	NA	NA	NA	NA	NA	NA	< 60	< 150
2-Hexanone	NE	NE		NA	NA	NA	NA	NA	NA	NA	NA	< 19	< 48
Acetone	1800	9000		NA	NA	NA	NA	NA	NA	NA	NA	< 68	< 170
Benzene	0.5	5		650	710	990	980	790	700	660	560	610	810
Bromodichloromethane	0.06	0.6		< 0.34	< 0.34	< 0.34	< 0.34	< 0.34	< 0.34	< 0.37	< 0.74	< 1.5	< 3.9
Bromoform	0.44	4.4		< 0.56	< 0.56	< 0.56	< 0.56	< 0.56	< 0.56	< 0.48	< 0.97	< 1.8	< 4.4
Bromomethane	1	10		< 0.62	< 0.62	< 0.62	< 0.62	< 0.62	< 0.62	< 0.80	< 1.6	< 12	< 30
Carbon disulfide	200	1000		NA	NA	NA	NA	NA	NA	NA	NA	< 1.1	< 2.7
Carbon tetrachloride	0.5	5		< 0.52	< 0.52	< 0.52	< 0.52	< 0.52	< 0.52	< 0.38	< 0.77	< 0.76	< 1.9
Chloroform	0.6	6		< 0.40	< 0.40	< 0.40	< 0.40	< 0.40	< 0.40	< 0.37	< 0.74	< 1.2	5.5 BJ
Chloromethane	3	30		< 0.36	< 0.36	< 0.36	< 0.36	< 0.36	< 0.36	< 0.32	< 0.64	< 3.2	< 8.0
cis-1,2-Dichloroethene	7	70		2.8	2.5	2.4	2.2	2.9	3.4	3.1	3.2	3.6 J	< 5.5
Dichlorodifluoromethane	200	1000		< 0.40	< 0.40	< 0.40	< 0.40	< 0.40	< 0.40	< 0.54	< 1.1	< 2.2	< 5.5
Ethylbenzene	140	700		6.7	6.3	8.0	7.2	3.3	3.5	4.7	4.5	4.0 J	6.0 J
Isopropylbenzene	NE	NE		22	21	24	20	13	13	17	16	5.8 J	22 J
m,p-Xylene	400	2000		NA	NA	NA	NA	NA	NA	NA	NA	8.2 J	22 J
Methyl tert-butyl ether	12	60		< 0.48	< 0.48	< 0.48	< 0.48	< 0.48	< 0.48	< 0.39	< 0.79	< 2.8	< 7.0
Methylene chloride	0.5	5		< 1.4	< 1.4	76	61	< 1.4	< 1.4	< 1.6	< 3.3	< 2.8	< 7.0
Naphthalene	10	100		12	10	18	15	< 0.32	< 0.32	2.9	2.6	< 1.8	7.0 BJ
n-Butylbenzene	NE	NE		< 0.26	< 0.26	< 0.26	< 0.26	< 0.26	< 0.26	< 0.39	< 0.78	< 2.8	< 7.0
n-Propylbenzene	NE	NE		9.2	8.6	7.9	7.5	3.8	4.0	5.5	5.5	2.6 J	10 J
o-Xylene	400	2000		NA	NA	NA	NA	NA	NA	NA	NA	2.6 J	< 2.9
p-Isopropyltoluene	NE	NE		2.7	2.5	2.5	2.2	< 0.34	< 0.34	< 0.36	< 0.72	< 1.7	< 4.3
sec-Butylbenzene	NE	NE		3.0	2.8	2.8	2.3	< 0.30	< 0.30	2.3	2.3	< 2.6	< 6.5
Styrene	10	100		< 0.20	< 0.20	< 0.20	< 0.20	< 0.20	< 0.20	< 0.39	< 0.77	< 1.3	< 3.3
tert-Butylbenzene	NE	NE		< 0.28	< 0.28	< 0.28	< 0.28	< 0.28	< 0.28	< 0.40	< 0.80	< 2.4	< 6.0
Tetrachloroethene	0.5	5		10	8.9	4	3.1	< 0.34	< 0.34	0.97 J	1.6 J	1.8 J	< 4.1
Toluene	160	800		25	24	26	27	17	17	22	22	13	23 J
trans-1,2-Dichloroethene	20	100		< 0.50	< 0.50	< 0.50	< 0.50	< 0.50	< 0.50	< 0.35	< 0.70	< 2.2	< 5.5
Trichloroethene	0.5	5		24	23	31	28	21	22	19	18	8.4 J	24 J
Vinyl chloride	0.02	0.2		< 0.20	< 0.20	< 0.20	< 0.20	< 0.20	< 0.20	< 0.20	< 0.41	< 3.2	< 8.0
Xylenes, Total	400	2000		16	15	25	24	8.6	9.1	16	16	NA	NA
Total PCBs													
Aroclor-1016	0.003	0.03		NA	NA	NA	NA	NA	NA	NA	NA	NA	NA
Aroclor-1232	0.003	0.03		NA	NA	NA	NA	NA	NA	NA	NA	NA	NA
Aroclor-1242	0.003	0.03		NA	NA	NA	NA	NA	NA	NA	NA	NA	NA
Total Detected PCBs	NE	NE		NA	NA	NA	NA	NA	NA	NA	NA	NA	NA
Dissolved PCBs													
Aroclor-1016	0.003	0.03		NA	NA	NA	NA	NA	NA	NA	NA	NA	NA
Aroclor-1232	0.003	0.003		NA	NA	NA	NA	NA	NA	NA	NA	NA	NA
Aroclor-1242	0.003	0.003		NA	NA	NA	NA	NA	NA	NA	NA	NA	NA
Total Detected PCBs	NE	NE		NA	NA	NA	NA	NA	NA	NA	NA	NA	NA

Notes on Page 51.

Table 11
Groundwater Analytical Results Summary
Madison-Kipp Corporation
Madison, Wisconsin

Well ID	Preventive	Enforcement	MW-7	MW-7	MW-7	MW-7	MW-7	MW-7	MW-8	MW-8	MW-8	MW-8	MW-8	MW-8
Screen Interval (feet bgs)	Action Limit	Standard	24 - 35 ft	24 - 35 ft	24 - 35 ft	24 - 35 ft	24 - 35 ft	24 - 35 ft	24 - 34 ft	24 - 34 ft	24 - 34 ft	24 - 34 ft	24 - 34 ft	24 - 34 ft
Sample Date			08/26/2011	04/10/2012	01/14/2013	04/16/2013	07/17/2013	10/03/2013	08/26/2011	04/10/2012	01/15/2013	04/16/2013	07/17/2013	10/03/2013
VOCs														
1,1,1,2-Tetrachloroethane	7	70	< 0.25	< 0.31	< 0.25	< 0.25	< 0.25	< 0.25	< 0.25	< 0.31	< 0.25	< 0.25	< 0.25	< 0.25
1,1,1-Trichloroethane	40	200	< 0.5	< 0.26	< 0.2	< 0.2	< 0.2	< 0.2	< 0.5	< 0.26	< 0.2	< 0.2	< 0.2	< 0.2
1,1,2-Trichloroethane	0.5	5	< 0.25	< 0.3	< 0.28	< 0.28	< 0.28	< 0.28	< 0.25	< 0.3	< 0.28	< 0.28	< 0.28	< 0.28
1,1-Dichloroethene	0.7	7	< 0.5	< 0.29	< 0.31	< 0.31	< 0.31	< 0.31	< 0.5	< 0.29	< 0.31	< 0.31	< 0.31	< 0.31
1,2,4-Trimethylbenzene	96	480	< 0.2	< 0.22	< 0.14	< 0.14	< 0.14	< 0.14	< 0.2	< 0.22	< 0.14	< 0.14	< 0.14	< 0.14
1,2-Dibromoethane	0.005	0.05	< 0.2	< 0.45	< 0.36	< 0.36	< 0.36	< 0.36	< 0.2	< 0.45	< 0.36	< 0.36	< 0.36	< 0.36
1,2-Dichlorobenzene	60	600	< 0.2	< 0.21	< 0.27	< 0.27	< 0.27	< 0.27	< 0.2	< 0.21	< 0.27	< 0.27	< 0.27	< 0.27
1,2-Dichloropropane	0.5	5	< 0.5	< 0.36	< 0.2	< 0.2	< 0.2	< 0.2	< 0.5	< 0.36	< 0.2	< 0.2	< 0.2	< 0.2
1,2,3-Trichlorobenzene	NE	NE	< 0.25	< 0.36	< 0.24	< 0.24	< 0.24	< 0.24	< 0.25	< 0.36	< 0.24	< 0.24	< 0.24	< 0.24
1,2,4-Trichlorobenzene	14	70	< 0.25	< 0.22	< 0.31	< 0.31	< 0.31	< 0.31	< 0.25	< 0.22	< 0.31	< 0.31	< 0.31	< 0.31
1,3,5-Trimethylbenzene	96	480	< 0.2	< 0.23	< 0.18	< 0.18	< 0.18	< 0.18	< 0.2	< 0.23	< 0.18	< 0.18	< 0.18	< 0.18
2-Butanone (MEK)	800	4000	NA	NA	NA	NA	NA	NA	NA	NA	NA	NA	NA	NA
2-Hexanone	NE	NE	NA	NA	NA	NA	NA	NA	NA	NA	NA	NA	NA	NA
Acetone	1800	9000	NA	NA	NA	NA	NA	NA	NA	NA	NA	NA	NA	NA
Benzene	0.5	5	< 0.2	< 0.12	< 0.074	< 0.074	< 0.074	< 0.074	< 0.2	< 0.12	< 0.074	< 0.074	< 0.074	< 0.074
Bromodichloromethane	0.06	0.6	< 0.2	< 0.23	< 0.17	< 0.17	< 0.17	< 0.17	< 0.2	< 0.23	< 0.17	< 0.17	< 0.17	< 0.17
Bromoform	0.44	4.4	< 0.2	< 0.45	< 0.28	< 0.28	< 0.28	< 0.28	< 0.2	< 0.45	< 0.28	< 0.28	< 0.28	< 0.28
Bromomethane	1	10	< 0.5	< 0.49	< 0.31	< 0.31	< 0.31	< 0.31	< 0.5	< 0.49	< 0.31	< 0.31	< 0.31	< 0.31
Carbon disulfide	200	1000	NA	NA	NA	NA	NA	NA	NA	NA	NA	NA	NA	NA
Carbon tetrachloride	0.5	5	< 0.8	< 0.28	< 0.26	< 0.26	< 0.26	< 0.26	< 0.8	< 0.28	< 0.26	< 0.26	< 0.26	< 0.26
Chloroform	0.6	6	< 0.2	< 0.25	< 0.2	< 0.2	< 0.2	< 0.2	< 0.2	< 0.25	< 0.2	< 0.2	< 0.2	< 0.2
Chloromethane	3	30	< 0.3	< 0.24	< 0.18	< 0.18	< 0.18	< 0.18	< 0.3	< 0.24	< 0.18	< 0.18	< 0.18	< 0.18
cis-1,2-Dichloroethene	7	70	< 0.5	< 0.22	< 0.12	< 0.12	< 0.12	< 0.12	< 0.5	< 0.22	< 0.12	< 0.12	< 0.12	< 0.12
Dichlorodifluoromethane	200	1000	< 0.5	< 0.26	< 0.2	< 0.2	< 0.2	< 0.2	< 0.5	< 0.26	< 0.2	< 0.2	< 0.2	< 0.2
Ethylbenzene	140	700	< 0.5	< 0.14	< 0.13	< 0.13	< 0.13	< 0.13	< 0.5	< 0.14	< 0.13	< 0.13	< 0.13	< 0.13
Isopropylbenzene	NE	NE	< 0.2	< 0.21	< 0.14	< 0.14	< 0.14	< 0.14	< 0.2	< 0.21	< 0.14	< 0.14	< 0.14	< 0.14
m,p-Xylene	400	2000	NA	NA	NA	NA	NA	NA	NA	NA	NA	NA	NA	NA
Methyl tert-butyl ether	12	60	< 0.5	< 0.28	< 0.24	< 0.24	< 0.24	< 0.24	< 0.5	< 0.28	< 0.24	< 0.24	< 0.24	< 0.24
Methylene chloride	0.5	5	< 1	< 0.63	< 0.68	< 0.68	< 0.68	< 0.68	< 1	< 0.63	< 0.68	< 0.68	< 0.68	< 0.68
Naphthalene	10	100	< 0.25	< 0.24	< 0.16	< 0.16	< 0.16	< 0.16	< 0.25	< 0.24	< 0.16	< 0.16	< 0.16	< 0.16
n-Butylbenzene	NE	NE	< 0.2	< 0.21	< 0.13	< 0.13	< 0.13	< 0.13	< 0.2	< 0.21	< 0.13	< 0.13	< 0.13	< 0.13
n-Propylbenzene	NE	NE	< 0.5	< 0.19	< 0.13	< 0.13	< 0.13	< 0.13	< 0.5	< 0.19	< 0.13	< 0.13	< 0.13	< 0.13
o-Xylene	400	2000	NA	NA	NA	NA	NA	NA	NA	NA	NA	NA	NA	NA
p-Isopropyltoluene	NE	NE	< 0.2	< 0.24	< 0.17	< 0.17	< 0.17	< 0.17	< 0.2	< 0.24	< 0.17	< 0.17	< 0.17	< 0.17
sec-Butylbenzene	NE	NE	< 0.25	< 0.19	< 0.15	< 0.15	< 0.15	< 0.15	< 0.25	< 0.19	< 0.15	< 0.15	< 0.15	< 0.15
Styrene	10	100	< 0.5	< 0.26	< 0.1	< 0.1	< 0.1	< 0.1	< 0.5	< 0.26	< 0.1	< 0.1	< 0.1	< 0.1
tert-Butylbenzene	NE	NE	< 0.2	< 0.24	< 0.14	< 0.14	< 0.14	< 0.14	< 0.2	< 0.24	< 0.14	< 0.14	< 0.14	< 0.14
Tetrachloroethene	0.5	5	< 0.5	< 0.22	< 0.17	< 0.17	< 0.17	< 0.17	< 0.5	< 0.22	< 0.17	< 0.17	< 0.17	< 0.17
Toluene	160	800	< 0.5	< 0.15	< 0.11	< 0.11	< 0.11	< 0.11	< 0.5	< 0.15	< 0.11	< 0.11	< 0.11	< 0.11
trans-1,2-Dichloroethene	20	100	< 0.5	< 0.27	< 0.25	< 0.25	< 0.25	< 0.25	< 0.5	< 0.27	< 0.25	< 0.25	< 0.25	< 0.25
Trichloroethene	0.5	5	< 0.2	< 0.18	< 0.19	< 0.19	< 0.19	< 0.19	< 0.2	< 0.18	< 0.19	< 0.19	< 0.19	< 0.19
Vinyl chloride	0.02	0.2	< 0.2	< 0.13	< 0.1	< 0.1	< 0.1	< 0.1	< 0.2	< 0.13	< 0.1	< 0.1	< 0.1	< 0.1
Xylenes, Total	400	2000	< 0.5	< 0.3	< 0.068	< 0.068	< 0.068	< 0.068	< 0.5	< 0.3	< 0.068	< 0.068	< 0.068	< 0.068
Total PCBs														
Aroclor-1016	0.003	0.03	NA	NA	NA	NA	NA	NA	NA	NA	NA	NA	NA	NA
Aroclor-1232	0.003	0.03	NA	NA	NA	NA	NA	NA	NA	NA	NA	NA	NA	NA
Aroclor-1242	0.003	0.03	NA	NA	NA	NA	NA	NA	NA	NA	NA	NA	NA	NA
Total Detected PCBs	NE	NE	NA	NA	NA	NA	NA	NA	NA	NA	NA	NA	NA	NA
Dissolved PCBs														
Aroclor-1016	0.003	0.03	NA	NA	NA	NA	NA	NA	NA	NA	NA	NA	NA	NA
Aroclor-1232	0.003	0.003	NA	NA	NA	NA	NA	NA	NA	NA	NA	NA	NA	NA
Aroclor-1242	0.003	0.003	NA	NA	NA	NA	NA	NA	NA	NA	NA	NA	NA	NA
Total Detected PCBs	NE	NE	NA	NA	NA	NA	NA	NA	NA	NA	NA	NA	NA	NA

Notes on Page 51.

Table 11
Groundwater Analytical Results Summary
Madison-Kipp Corporation
Madison, Wisconsin

Well ID	Preventive	Enforcement	MW-9D	MW-9D	MW-9D ³	MW-9D	MW-9D	MW-9D	MW-9D	MW-9D	MW-9D	MW-9D	MW-9D
Screen Interval (feet bgs)	Action Limit	Standard	44 - 49 ft	44 - 49 ft	44 - 49 ft	44 - 49 ft	44 - 49 ft	44 - 49 ft	44 - 49 ft	44 - 49 ft	44 - 49 ft	44 - 49 ft	44 - 49 ft
Sample Date			09/09/2011	04/11/2012	04/11/2012	01/15/2013	04/18/2013	07/18/2013	10/04/2013	04/16/2014	10/14/2014	04/09/2015	10/20/2015
VOCs													
1,1,1,2-Tetrachloroethane	7	70	< 0.25	< 0.31	< 0.31	< 0.25	< 0.25	< 0.25	< 0.25	< 0.25	< 0.25	< 0.25	< 0.46
1,1,1-Trichloroethane	40	200	< 0.5	< 0.26	< 0.26	< 0.2	< 0.2	< 0.2	< 0.2	< 0.20	< 0.20	< 0.20	< 0.38
1,1,2-Trichloroethane	0.5	5	< 0.25	< 0.3	< 0.3	< 0.28	< 0.28	< 0.28	< 0.28	< 0.28	< 0.28	< 0.28	< 0.35
1,1-Dichloroethane	0.7	7	< 0.5	< 0.29	< 0.29	< 0.31	< 0.31	< 0.31	< 0.31	< 0.31	< 0.31	< 0.31	< 0.39
1,2,4-Trimethylbenzene	96	480	< 0.2	< 0.22	< 0.22	< 0.14	< 0.14	< 0.14	< 0.14	< 0.14	< 0.14	< 0.14	< 0.36
1,2-Dibromoethane	0.005	0.05	< 0.2	< 0.45	< 0.45	< 0.36	< 0.36	< 0.36	< 0.36	< 0.36	< 0.36	< 0.36	< 0.39
1,2-Dichlorobenzene	60	600	< 0.2	< 0.21	< 0.21	< 0.27	< 0.27	< 0.27	< 0.27	< 0.27	< 0.27	< 0.27	< 0.33
1,2-Dichloropropane	0.5	5	< 0.5	< 0.36	< 0.36	< 0.2	< 0.2	< 0.2	< 0.2	< 0.20	< 0.20	< 0.20	< 0.43
1,2,3-Trichlorobenzene	NE	NE	< 0.25	< 0.36	< 0.36	< 0.24	< 0.24	< 0.24	< 0.24	< 0.24	< 0.24	< 0.24	< 0.46
1,2,4-Trichlorobenzene	14	70	< 0.25	< 0.22	< 0.22	< 0.31	< 0.31	< 0.31	< 0.31	< 0.31	< 0.31	< 0.31	< 0.34
1,3,5-Trimethylbenzene	96	480	< 0.2	< 0.23	< 0.23	< 0.18	< 0.18	< 0.18	< 0.18	< 0.18	< 0.18	< 0.18	< 0.25
2-Butanone (MEK)	800	4000	NA	NA	NA	NA	NA	NA	NA	NA	NA	NA	NA
2-Hexanone	NE	NE	NA	NA	NA	NA	NA	NA	NA	NA	NA	NA	NA
Acetone	1800	9000	NA	NA	NA	NA	NA	NA	NA	NA	NA	NA	NA
Benzene	0.5	5	< 0.2	< 0.12	< 0.12	< 0.074	< 0.074	< 0.074	< 0.074	< 0.074	< 0.074	< 0.074	< 0.15
Bromodichloromethane	0.06	0.6	< 0.2	< 0.23	< 0.23	< 0.17	< 0.17	< 0.17	< 0.17	< 0.17	< 0.17	< 0.17	< 0.37
Bromoform	0.44	4.4	< 0.2	< 0.45	< 0.45	< 0.28	< 0.28	< 0.28	< 0.28	< 0.28	< 0.28	< 0.28	< 0.48
Bromomethane	1	10	< 0.5	< 0.49	< 0.49	< 0.31	< 0.31	< 0.31	< 0.31	< 0.31	< 0.31 *	< 0.31	< 0.80
Carbon disulfide	200	1000	NA	NA	NA	NA	NA	NA	NA	NA	NA	NA	NA
Carbon tetrachloride	0.5	5	< 0.8	< 0.28	< 0.28	< 0.26	< 0.26	< 0.26	< 0.26	< 0.26	< 0.26	< 0.26	< 0.38
Chloroform	0.6	6	< 0.2	< 0.25	< 0.25	< 0.2	< 0.2	< 0.2	< 0.2	< 0.20	< 0.20	< 0.20	< 0.37
Chloromethane	3	30	< 0.3	< 0.24	< 0.24	< 0.18	< 0.18	< 0.18	< 0.18	< 0.18	< 0.18	< 0.18	< 0.32
cis-1,2-Dichloroethene	7	70	< 0.5	< 0.22	< 0.22	< 0.12	< 0.12	< 0.12	< 0.12	< 0.12	< 0.12	< 0.12	< 0.41
Dichlorodifluoromethane	200	1000	< 0.5	< 0.26	< 0.26	< 0.2	< 0.2	< 0.2	< 0.2	< 0.20	< 0.20	< 0.20	< 0.54
Ethylbenzene	140	700	< 0.5	< 0.14	< 0.14	< 0.13	< 0.13	< 0.13	< 0.13	< 0.13	< 0.13	< 0.13	< 0.18
Isopropylbenzene	NE	NE	< 0.2	< 0.21	< 0.21	< 0.14	< 0.14	< 0.14	< 0.14	< 0.14	< 0.14	< 0.14	< 0.39
m,p-Xylene	400	2000	NA	NA	NA	NA	NA	NA	NA	NA	NA	NA	NA
Methyl tert-butyl ether	12	60	< 0.5	< 0.28	< 0.28	< 0.24	< 0.24	< 0.24	< 0.24	< 0.24	< 0.24	< 0.24	< 0.39
Methylene chloride	0.5	5	< 1	9	< 0.63	< 0.68	< 0.68	< 0.68	< 0.68	< 0.68	< 0.68	< 0.68	< 1.6
Naphthalene	10	100	< 0.25	< 0.24	< 0.24	< 0.16	< 0.16	< 0.16	< 0.16	< 0.16	< 0.16	< 0.16	< 0.34
n-Butylbenzene	NE	NE	< 0.2	< 0.21	< 0.21	< 0.13	< 0.13	< 0.13	< 0.13	< 0.13	< 0.13	< 0.13	< 0.39
n-Propylbenzene	NE	NE	< 0.5	< 0.19	< 0.19	< 0.13	< 0.13	< 0.13	< 0.13	< 0.13	< 0.13	< 0.13	< 0.41
o-Xylene	400	2000	NA	NA	NA	NA	NA	NA	NA	NA	NA	NA	NA
p-Isopropyltoluene	NE	NE	< 0.2	< 0.24	< 0.24	< 0.17	< 0.17	< 0.17	< 0.17	< 0.17	< 0.17	< 0.17	< 0.36
sec-Butylbenzene	NE	NE	< 0.25	< 0.19	< 0.19	< 0.15	< 0.15	< 0.15	< 0.15	< 0.15	< 0.15	< 0.15	< 0.40
Styrene	10	100	< 0.5	< 0.26	< 0.26	< 0.1	< 0.1	< 0.1	< 0.1	< 0.10	< 0.10	< 0.10	< 0.39
tert-Butylbenzene	NE	NE	< 0.2	< 0.24	< 0.24	< 0.14	< 0.14	< 0.14	< 0.14	< 0.14	< 0.14	< 0.14	< 0.40
Tetrachloroethene	0.5	5	< 0.5	< 0.22	< 0.22	< 0.17	< 0.17	< 0.17	< 0.17	< 0.17	< 0.17	< 0.17	< 0.37
Toluene	160	800	< 0.5	< 0.15	< 0.15	< 0.11	< 0.11	< 0.11	< 0.11	< 0.11	< 0.11	< 0.11	< 0.15
trans-1,2-Dichloroethene	20	100	< 0.5	< 0.27	< 0.27	< 0.25	< 0.25	< 0.25	< 0.25	< 0.25	< 0.25	< 0.25	< 0.35
Trichloroethene	0.5	5	< 0.2	< 0.18	< 0.18	< 0.19	< 0.19	< 0.19	< 0.19	< 0.19	< 0.19	< 0.19	< 0.16
Vinyl chloride	0.02	0.2	< 0.2	< 0.13	< 0.13	< 0.1	< 0.1	< 0.1	< 0.1	< 0.10	< 0.10	< 0.10	< 0.20
Xylenes, Total	400	2000	< 0.5	< 0.3	< 0.3	< 0.068	< 0.068	< 0.068	< 0.068	< 0.068	< 0.068	< 0.068	< 0.22
Total PCBs													
Aroclor-1016	0.003	0.03	NA	NA	NA	NA	NA	NA	NA	NA	NA	NA	NA
Aroclor-1232	0.003	0.03	NA	NA	NA	NA	NA	NA	NA	NA	NA	NA	NA
Aroclor-1242	0.003	0.03	NA	NA	NA	NA	NA	NA	NA	NA	NA	NA	NA
Total Detected PCBs	NE	NE	NA	NA	NA	NA	NA	NA	NA	NA	NA	NA	NA
Dissolved PCBs													
Aroclor-1016	0.003	0.03	NA	NA	NA	NA	NA	NA	NA	NA	NA	NA	NA
Aroclor-1232	0.003	0.003	NA	NA	NA	NA	NA	NA	NA	NA	NA	NA	NA
Aroclor-1242	0.003	0.003	NA	NA	NA	NA	NA	NA	NA	NA	NA	NA	NA
Total Detected PCBs	NE	NE	NA	NA	NA	NA	NA	NA	NA	NA	NA	NA	NA

Notes on Page 51.

Table 11
Groundwater Analytical Results Summary
Madison-Kipp Corporation
Madison, Wisconsin

Well ID	Preventive	Enforcement	MW-11S	MW-11S	MW-11S	MW-11S	MW-11S	MW-11S	MW-12S	MW-12S	MW-12S	MW-12S	MW-12S	MW-12S
Screen Interval (feet bgs)	Action Limit	Standard	24 - 34 ft	24 - 34 ft	24 - 34 ft	24 - 34 ft	24 - 34 ft	24 - 34 ft	3 - 13 ft	3 - 13 ft	3 - 13 ft	3 - 13 ft	3 - 13 ft	3 - 13 ft
Sample Date			04/12/2012	05/09/2012	01/15/2013	04/17/2013	07/18/2013	10/04/2013	04/12/2012	05/09/2012	01/16/2013	04/17/2013	07/18/2013	10/04/2013
VOCs														
1,1,1,2-Tetrachloroethane	7	70	< 0.31	< 0.25	< 0.25	< 0.25	< 0.25	< 0.25	< 0.31	< 0.25	< 0.25	< 0.25	< 0.25	< 0.25
1,1,1-Trichloroethane	40	200	< 0.26	< 0.2	< 0.2	< 0.2	< 0.2	< 0.2	< 0.26	< 0.2	< 0.2	< 0.2	< 0.2	< 0.2
1,1,2-Trichloroethane	0.5	5	< 0.3	< 0.28	< 0.28	< 0.28	< 0.28	< 0.28	< 0.3	< 0.28	< 0.28	< 0.28	< 0.28	< 0.28
1,1-Dichloroethene	0.7	7	< 0.29	< 0.31	< 0.31	< 0.31	< 0.31	< 0.31	< 0.29	< 0.31	< 0.31	< 0.31	< 0.31	< 0.31
1,2,4-Trimethylbenzene	96	480	0.55 J	< 0.14	< 0.14	< 0.14	< 0.14	< 0.14	1.2	< 0.14	< 0.14	< 0.14	< 0.14	< 0.14
1,2-Dibromoethane	0.005	0.05	< 0.45	< 0.36	< 0.36	< 0.36	< 0.36	< 0.36	< 0.45	< 0.36	< 0.36	< 0.36	< 0.36	< 0.36
1,2-Dichlorobenzene	60	600	< 0.21	< 0.27	< 0.27	< 0.27	< 0.27	< 0.27	< 0.21	< 0.27	0.79 J	< 0.27	< 0.27	< 0.27
1,2-Dichloropropane	0.5	5	< 0.36	< 0.2	< 0.2	< 0.2	< 0.2	< 0.2	< 0.36	< 0.2	< 0.2	< 0.2	< 0.2	< 0.2
1,2,3-Trichlorobenzene	NE	NE	< 0.36	< 0.24	< 0.24	< 0.24	< 0.24	< 0.24	< 0.36	< 0.24	< 0.24	< 0.24	< 0.24	< 0.24
1,2,4-Trichlorobenzene	14	70	< 0.22	< 0.31	< 0.31	< 0.31	< 0.31	< 0.31	< 0.22	< 0.31	< 0.31	< 0.31	< 0.31	< 0.31
1,3,5-Trimethylbenzene	96	480	< 0.23	< 0.18	< 0.18	< 0.18	< 0.18	< 0.18	< 0.23	< 0.18	< 0.18	< 0.18	< 0.18	< 0.18
2-Butanone (MEK)	800	4000	NA	NA	NA	NA	NA	NA	NA	NA	NA	NA	NA	NA
2-Hexanone	NE	NE	NA	NA	NA	NA	NA	NA	NA	NA	NA	NA	NA	NA
Acetone	1800	9000	NA	NA	NA	NA	NA	NA	NA	NA	NA	NA	NA	NA
Benzene	0.5	5	< 0.12	< 0.074	< 0.074	< 0.074	< 0.074	< 0.074	< 0.12	< 0.074	< 0.074	< 0.074	< 0.074	< 0.074
Bromodichloromethane	0.06	0.6	< 0.23	< 0.17	< 0.17	< 0.17	< 0.17	< 0.17	< 0.23	< 0.17	< 0.17	< 0.17	< 0.17	< 0.17
Bromoform	0.44	4.4	< 0.45	< 0.28	< 0.28	< 0.28	< 0.28	< 0.28	< 0.45	< 0.28	< 0.28	< 0.28	< 0.28	< 0.28
Bromomethane	1	10	< 0.49	< 0.31	< 0.31	< 0.31	< 0.31	< 0.31	< 0.49	< 0.31	< 0.31	< 0.31	< 0.31	< 0.31
Carbon disulfide	200	1000	NA	NA	NA	NA	NA	NA	NA	NA	NA	NA	NA	NA
Carbon tetrachloride	0.5	5	< 0.28	< 0.26	< 0.26	< 0.26	< 0.26	< 0.26	< 0.28	< 0.26	< 0.26	< 0.26	< 0.26	< 0.26
Chloroform	0.6	6	< 0.25	< 0.2	< 0.2	< 0.2	< 0.2	< 0.2	< 0.25	< 0.2	< 0.2	< 0.2	< 0.2	< 0.2
Chloromethane	3	30	< 0.24	< 0.18	< 0.18	< 0.18	< 0.18	< 0.18	< 0.24	< 0.18	< 0.18	< 0.18	< 0.18	< 0.18
cis-1,2-Dichloroethene	7	70	< 0.22	< 0.12	< 0.12	< 0.12	< 0.12	< 0.12	< 0.22	< 0.12	< 0.12	< 0.12	< 0.12	< 0.12
Dichlorodifluoromethane	200	1000	< 0.26	< 0.2	< 0.2	< 0.2	< 0.2	< 0.2	< 0.26	< 0.2	< 0.2	< 0.2	< 0.2	< 0.2
Ethylbenzene	140	700	< 0.14	< 0.13	< 0.13	< 0.13	< 0.13	< 0.13	< 0.14	< 0.13	< 0.13	< 0.13	< 0.13	< 0.13
Isopropylbenzene	NE	NE	< 0.21	< 0.14	< 0.14	< 0.14	< 0.14	< 0.14	< 0.21	< 0.14	< 0.14	< 0.14	< 0.14	< 0.14
m,p-Xylene	400	2000	NA	NA	NA	NA	NA	NA	NA	NA	NA	NA	NA	NA
Methyl tert-butyl ether	12	60	< 0.28	< 0.24	< 0.24	< 0.24	< 0.24	< 0.24	< 0.28	< 0.24	< 0.24	< 0.24	< 0.24	< 0.24
Methylene chloride	0.5	5	< 0.63	< 0.68	< 0.68	< 0.68	< 0.68	< 0.68	< 0.63	< 0.68	< 0.68	< 0.68	< 0.68	< 0.68
Naphthalene	10	100	< 0.24	< 0.16	< 0.16	< 0.16	< 0.16	< 0.16	< 0.24	< 0.16	< 0.16	< 0.16	< 0.16	< 0.16
n-Butylbenzene	NE	NE	< 0.21	< 0.13	< 0.13	< 0.13	< 0.13	< 0.13	< 0.21	< 0.13	< 0.13	< 0.13	< 0.13	< 0.13
n-Propylbenzene	NE	NE	< 0.19	< 0.13	< 0.13	< 0.13	< 0.13	< 0.13	< 0.19	< 0.13	< 0.13	< 0.13	< 0.13	< 0.13
o-Xylene	400	2000	NA	NA	NA	NA	NA	NA	NA	NA	NA	NA	NA	NA
p-Isopropyltoluene	NE	NE	< 0.24	< 0.17	< 0.17	< 0.17	< 0.17	< 0.17	< 0.24	< 0.17	< 0.17	< 0.17	< 0.17	< 0.17
sec-Butylbenzene	NE	NE	< 0.19	< 0.15	< 0.15	< 0.15	< 0.15	< 0.15	< 0.19	< 0.15	< 0.15	< 0.15	< 0.15	< 0.15
Styrene	10	100	< 0.26	< 0.1	< 0.1	< 0.1	< 0.1	< 0.1	< 0.26	< 0.1	< 0.1	< 0.1	< 0.1	< 0.1
tert-Butylbenzene	NE	NE	< 0.24	< 0.14	< 0.14	< 0.14	< 0.14	< 0.14	< 0.24	< 0.14	< 0.14	< 0.14	< 0.14	< 0.14
Tetrachloroethene	0.5	5	< 0.22	< 0.17	< 0.17	< 0.17	< 0.17	< 0.17	0.78 J	1.7	0.93 J	< 0.17	1.3	1.5
Toluene	160	800	0.73	< 0.11	< 0.11	< 0.11	< 0.11	< 0.11	0.64	< 0.11	< 0.11	< 0.11	< 0.11	< 0.11
trans-1,2-Dichloroethene	20	100	< 0.27	< 0.25	< 0.25	< 0.25	< 0.25	< 0.25	< 0.27	< 0.25	< 0.25	< 0.25	< 0.25	< 0.25
Trichloroethene	0.5	5	< 0.18	< 0.19	< 0.19	< 0.19	< 0.19	< 0.19	< 0.18	0.26 J	< 0.19	< 0.19	< 0.19	< 0.19
Vinyl chloride	0.02	0.2	< 0.13	< 0.1	< 0.1	< 0.1	< 0.1	< 0.1	< 0.13	< 0.1	< 0.1	< 0.1	< 0.1	< 0.1
Xylenes, Total	400	2000	0.86 J	< 0.068	< 0.068	< 0.068	< 0.068	< 0.068	1.6	< 0.068	< 0.068	< 0.068	< 0.068	< 0.068
Total PCBs														
Aroclor-1016	0.003	0.03	NA	NA	NA	NA	NA	NA	NA	NA	NA	NA	NA	NA
Aroclor-1232	0.003	0.03	NA	NA	NA	NA	NA	NA	NA	NA	NA	NA	NA	NA
Aroclor-1242	0.003	0.03	NA	NA	NA	NA	NA	NA	NA	NA	NA	NA	NA	NA
Total Detected PCBs	NE	NE	NA	NA	NA	NA	NA	NA	NA	NA	NA	NA	NA	NA
Dissolved PCBs														
Aroclor-1016	0.003	0.03	NA	NA	NA	NA	NA	NA	NA	NA	NA	NA	NA	NA
Aroclor-1232	0.003	0.003	NA	NA	NA	NA	NA	NA	NA	NA	NA	NA	NA	NA
Aroclor-1242	0.003	0.003	NA	NA	NA	NA	NA	NA	NA	NA	NA	NA	NA	NA
Total Detected PCBs	NE	NE	NA	NA	NA	NA	NA	NA	NA	NA	NA	NA	NA	NA

Notes on Page 51.

Table 11
Groundwater Analytical Results Summary
Madison-Kipp Corporation
Madison, Wisconsin

Well ID	Preventive	Enforcement	MP-13	MP-13	MP-13	MP-13	MP-13	MP-13	MP-13	MP-13	MP-13	MP-13
Screen Interval (feet bgs)	Action Limit	Standard	44 - 48 ft	44 - 48 ft	44 - 48 ft	44 - 48 ft	44 - 48 ft	44 - 48 ft	44 - 48 ft	44 - 48 ft	44 - 48 ft	44 - 48 ft
Sample Date			12/06/2012	01/19/2013	02/21/2013	04/17/2013	07/22/2013	10/07/2013	04/16/2014	10/14/2014	04/14/2015	10/16/2015
VOCs												
1,1,1,2-Tetrachloroethane	7	70	< 0.25	< 0.25	< 0.25	< 0.5	< 0.25	< 0.25	< 0.50	< 0.50	< 0.50	< 0.46
1,1,1-Trichloroethane	40	200	< 0.2	< 0.2	< 0.2	< 0.4	< 0.2	< 0.2	< 0.40	< 0.40	< 0.40	< 0.38
1,1,2-Trichloroethane	0.5	5	< 0.28	< 0.28	< 0.28	< 0.56	< 0.28	< 0.28	< 0.56	< 0.56	< 0.56	< 0.35
1,1-Dichloroethene	0.7	7	0.92 J	1.1	0.88 J	< 0.62	0.85 J	1.1	1.3 J	< 0.62	1.4 J	0.73 J
1,2,4-Trimethylbenzene	96	480	< 0.14	< 0.14	< 0.14	< 0.28	< 0.14	< 0.14	< 0.28	< 0.28	< 0.28	< 0.36
1,2-Dibromoethane	0.005	0.05	< 0.36	< 0.36	< 0.36	< 0.72	< 0.36	< 0.36	< 0.72	< 0.72	< 0.72	< 0.39
1,2-Dichlorobenzene	60	600	< 0.27	< 0.27	< 0.27	< 0.54	< 0.27	< 0.27	< 0.54	< 0.54	< 0.54	< 0.33
1,2-Dichloropropane	0.5	5	< 0.2	< 0.2	< 0.2	< 0.4	< 0.2	< 0.2	< 0.40	< 0.40	< 0.40	< 0.43
1,2,3-Trichlorobenzene	NE	NE	< 0.24	< 0.24	< 0.24	< 0.48	< 0.24	< 0.24	< 0.48	< 0.48	< 0.48	< 0.46
1,2,4-Trichlorobenzene	14	70	< 0.31	< 0.31	< 0.31	< 0.62	< 0.31	< 0.31	< 0.62	< 0.62	< 0.62	< 0.34
1,3,5-Trimethylbenzene	96	480	< 0.18	< 0.18	< 0.18	< 0.36	< 0.18	< 0.18	< 0.36	< 0.36	< 0.36	< 0.25
2-Butanone (MEK)	800	4000	NA	NA	NA	NA	NA	NA	NA	NA	NA	NA
2-Hexanone	NE	NE	NA	NA	NA	NA	NA	NA	NA	NA	NA	NA
Acetone	1800	9000	NA	NA	NA	NA	NA	NA	NA	NA	NA	NA
Benzene	0.5	5	0.34 J	0.38 J	0.32 J	0.38 J	0.34 J	0.46 J	< 0.15	< 0.15	< 0.15	< 0.15
Bromodichloromethane	0.06	0.6	< 0.17	< 0.17	< 0.17	< 0.34	< 0.17	< 0.17	< 0.34	< 0.34	< 0.34	< 0.37
Bromoform	0.44	4.4	< 0.28	< 0.28	< 0.28	< 0.56	< 0.28	< 0.28	< 0.56	< 0.56	< 0.56	< 0.48
Bromomethane	1	10	< 0.31	< 0.31	< 0.31	< 0.62	< 0.31	< 0.31	< 0.62	< 0.62 *	< 0.62	< 0.80
Carbon disulfide	200	1000	NA	NA	NA	NA	NA	NA	NA	NA	NA	NA
Carbon tetrachloride	0.5	5	< 0.26	< 0.26	< 0.26	< 0.52	< 0.26	< 0.26	< 0.52	< 0.52	< 0.52	< 0.38
Chloroform	0.6	6	< 0.2	< 0.2	< 0.2	< 0.4	< 0.2	< 0.2	< 0.40	< 0.40	< 0.40	< 0.37
Chloromethane	3	30	< 0.18	< 0.18	< 0.18	< 0.36	< 0.18	< 0.18	< 0.36	< 0.36	< 0.36	< 0.32
cis-1,2-Dichloroethene	7	70	540	450	460	460	430	480	450	440	360	220
Dichlorodifluoromethane	200	1000	< 0.2	< 0.2	< 0.2	< 0.4	< 0.2	< 0.2	< 0.40	< 0.40	< 0.40	< 0.54
Ethylbenzene	140	700	< 0.13	< 0.13	< 0.13	< 0.26	< 0.13	< 0.13	< 0.26	< 0.26	< 0.26	< 0.18
Isopropylbenzene	NE	NE	< 0.14	< 0.14	< 0.14	< 0.28	< 0.14	< 0.14	< 0.28	< 0.28	< 0.28	< 0.39
m,p-Xylene	400	2000	NA	NA	NA	NA	NA	NA	NA	NA	NA	NA
Methyl tert-butyl ether	12	60	< 0.24	< 0.24	< 0.24	< 0.48	< 0.24	< 0.24	< 0.48	< 0.48	< 0.48	< 0.39
Methylene chloride	0.5	5	< 0.68	< 0.68	< 0.68	< 1.4	< 0.68	< 0.68	< 1.4	< 1.4	< 1.4	< 1.6
Naphthalene	10	100	< 0.16	< 0.16	< 0.16	< 0.32	< 0.16	< 0.16	< 0.32	< 0.32	< 0.32	< 0.34
n-Butylbenzene	NE	NE	< 0.13	< 0.13	< 0.13	< 0.26	< 0.13	< 0.13	< 0.26	< 0.26	< 0.26	< 0.39
n-Propylbenzene	NE	NE	< 0.13	< 0.13	< 0.13	< 0.26	< 0.13	< 0.13	< 0.26	< 0.26	< 0.26	< 0.41
o-Xylene	400	2000	NA	NA	NA	NA	NA	NA	NA	NA	NA	NA
p-Isopropyltoluene	NE	NE	< 0.17	< 0.17	< 0.17	< 0.34	< 0.17	< 0.17	< 0.34	< 0.34	< 0.34	< 0.36
sec-Butylbenzene	NE	NE	< 0.15	< 0.15	< 0.15	< 0.3	< 0.15	< 0.15	< 0.30	< 0.30	< 0.30	< 0.40
Styrene	10	100	< 0.1	< 0.1	< 0.1	< 0.2	< 0.1	< 0.1	< 0.20	< 0.20	< 0.20	< 0.39
tert-Butylbenzene	NE	NE	< 0.14	< 0.14	< 0.14	< 0.28	< 0.14	< 0.14	< 0.28	< 0.28	< 0.28	< 0.40
Tetrachloroethene	0.5	5	640	760	630	680	720	800	750	750	580	360
Toluene	160	800	< 0.11	< 0.11	< 0.11	< 0.22	< 0.11	< 0.11	< 0.22	< 0.22	< 0.22	< 0.15
trans-1,2-Dichloroethene	20	100	7.3	6.7	6.1	6.9	6.9	8.4	8.5	7.7	8.4	4.0
Trichloroethene	0.5	5	230	200	220	230	220	290	300	260	320	170
Vinyl chloride	0.02	0.2	15	17	17	13	13	17	14	16	16	8.6
Xylenes, Total	400	2000	< 0.068	< 0.068	< 0.068	< 0.14	< 0.068	< 0.068	< 0.14	< 0.14	< 0.14	< 0.22
Total PCBs												
Aroclor-1016	0.003	0.03	< 0.16	NA	NA	NA	NA	NA	NA	NA	NA	NA
Aroclor-1232	0.003	0.03	< 0.085	NA	NA	NA	NA	NA	NA	NA	NA	NA
Aroclor-1242	0.003	0.03	< 0.12	NA	NA	NA	NA	NA	NA	NA	NA	NA
Total Detected PCBs	NE	NE	ND	NA	NA	NA	NA	NA	NA	NA	NA	NA
Dissolved PCBs												
Aroclor-1016	0.003	0.03	NA	NA	NA	NA	NA	NA	NA	NA	NA	NA
Aroclor-1232	0.003	0.003	NA	NA	NA	NA	NA	NA	NA	NA	NA	NA
Aroclor-1242	0.003	0.003	NA	NA	NA	NA	NA	NA	NA	NA	NA	NA
Total Detected PCBs	NE	NE	NA	NA	NA	NA	NA	NA	NA	NA	NA	NA

Notes on Page 51.

Table 11
Groundwater Analytical Results Summary
Madison-Kipp Corporation
Madison, Wisconsin

Well ID	Preventive	Enforcement	MP-13	MP-13	MP-13	MP-13	MP-13	MP-13	MP-13	MP-13	MP-13	MP-13
Screen Interval (feet bgs)	Action Limit	Standard	67 - 71 ft	67 - 71 ft	67 - 71 ft	67 - 71 ft	67 - 71 ft	67 - 71 ft	67 - 71 ft	67 - 71 ft	67 - 71 ft	67 - 71 ft
Sample Date			12/06/2012	01/19/2013	02/21/2013	04/17/2013	07/22/2013	10/07/2013	04/16/2014	10/14/2014	04/14/2015	10/16/2015
VOCs												
1,1,1,2-Tetrachloroethane	7	70	< 1.3	< 1.3	< 1.3	< 2.5	< 1.3	< 1.3	< 1.3	< 1.3	< 1.3	< 0.92
1,1,1-Trichloroethane	40	200	< 1	< 1	< 1	< 2	< 1	< 1	< 1.0	< 1.0	< 1.0	< 0.76
1,1,2-Trichloroethane	0.5	5	< 1.4	< 1.4	< 1.4	< 2.8	< 1.4	< 1.4	< 1.4	< 1.4	< 1.4	< 0.70
1,1-Dichloroethene	0.7	7	2.8 J	3.1 J	< 1.6	< 3.1	< 1.6	< 1.6	< 1.6	< 1.6	< 1.6	< 0.78
1,2,4-Trimethylbenzene	96	480	< 0.7	< 0.7	< 0.7	< 1.4	< 0.7	< 0.7	< 0.70	< 0.70	< 0.70	< 0.72
1,2-Dibromoethane	0.005	0.05	< 1.8	< 1.8	< 1.8	< 3.6	< 1.8	< 1.8	< 1.8	< 1.8	< 1.8	< 0.77
1,2-Dichlorobenzene	60	600	< 1.4	< 1.4	< 1.4	< 2.7	< 1.4	< 1.4	< 1.4	< 1.4	< 1.4	< 0.67
1,2-Dichloropropane	0.5	5	< 1	< 1	< 1	< 2	< 1	< 1	< 1.0	< 1.0	< 1.0	< 0.86
1,2,3-Trichlorobenzene	NE	NE	< 1.2	< 1.2	< 1.2	< 2.4	< 1.2	< 1.2	< 1.2	< 1.2	< 1.2	< 0.92
1,2,4-Trichlorobenzene	14	70	< 1.6	< 1.6	< 1.6	< 3.1	< 1.6	< 1.6	< 1.6	< 1.6	< 1.6	< 0.68
1,3,5-Trimethylbenzene	96	480	< 0.9	< 0.9	< 0.9	< 1.8	< 0.9	< 0.9	< 0.90	< 0.90	< 0.90	< 0.51
2-Butanone (MEK)	800	4000	NA	NA	NA	NA	NA	NA	NA	NA	NA	NA
2-Hexanone	NE	NE	NA	NA	NA	NA	NA	NA	NA	NA	NA	NA
Acetone	1800	9000	NA	NA	NA	NA	NA	NA	NA	NA	NA	NA
Benzene	0.5	5	< 0.37	1.1 J	< 0.37	< 0.74	< 0.37	< 0.37	< 0.37	< 0.37	< 0.37	< 0.29
Bromodichloromethane	0.06	0.6	< 0.85	< 0.85	< 0.85	< 1.7	< 0.85	< 0.85	< 0.85	< 0.85	< 0.85	< 0.74
Bromoform	0.44	4.4	< 1.4	< 1.4	< 1.4	< 2.8	< 1.4	< 1.4	< 1.4	< 1.4	< 1.4	< 0.97
Bromomethane	1	10	< 1.6	< 1.6	< 1.6	< 3.1	< 1.6	< 1.6	< 1.6	< 1.6 *	< 1.6	< 1.6
Carbon disulfide	200	1000	NA	NA	NA	NA	NA	NA	NA	NA	NA	NA
Carbon tetrachloride	0.5	5	< 1.3	< 1.3	< 1.3	< 2.6	< 1.3	< 1.3	< 1.3	< 1.3	< 1.3	< 0.77
Chloroform	0.6	6	< 1	< 1	< 1	< 2	< 1	< 1	< 1.0	< 1.0	< 1.0	< 0.74
Chloromethane	3	30	< 0.9	< 0.9	< 0.9	< 1.8	< 0.9	< 0.9	< 0.90	< 0.90	< 0.90	< 0.64
cis-1,2-Dichloroethene	7	70	3500	3100	2900	3200	2300	1500	1300	810	710	470
Dichlorodifluoromethane	200	1000	< 1	< 1	< 1	< 2	< 1	< 1	< 1.0	< 1.0	< 1.0	< 1.1
Ethylbenzene	140	700	< 0.65	< 0.65	< 0.65	< 1.3	< 0.65	< 0.65	< 0.65	< 0.65	< 0.65	< 0.37
Isopropylbenzene	NE	NE	< 0.7	< 0.7	< 0.7	< 1.4	< 0.7	< 0.7	< 0.70	< 0.70	< 0.70	< 0.77
m,p-Xylene	400	2000	NA	NA	NA	NA	NA	NA	NA	NA	NA	NA
Methyl tert-butyl ether	12	60	< 1.2	< 1.2	< 1.2	< 2.4	< 1.2	< 1.2	< 1.2	< 1.2	< 1.2	< 0.79
Methylene chloride	0.5	5	< 3.4	< 3.4	< 3.4	< 6.8	< 3.4	< 3.4	< 3.4	< 3.4	< 3.4	< 3.3
Naphthalene	10	100	< 0.8	< 0.8	< 0.8	< 1.6	< 0.8	< 0.8	< 0.80	< 0.80	< 0.80	< 0.67
n-Butylbenzene	NE	NE	< 0.65	< 0.65	< 0.65	< 1.3	< 0.65	< 0.65	< 0.65	< 0.65	< 0.65	< 0.78
n-Propylbenzene	NE	NE	< 0.65	< 0.65	< 0.65	< 1.3	< 0.65	< 0.65	< 0.65	< 0.65	< 0.65	< 0.83
o-Xylene	400	2000	NA	NA	NA	NA	NA	NA	NA	NA	NA	NA
p-Isopropyltoluene	NE	NE	< 0.85	< 0.85	< 0.85	< 1.7	< 0.85	< 0.85	< 0.85	< 0.85	< 0.85	< 0.72
sec-Butylbenzene	NE	NE	< 0.75	< 0.75	< 0.75	< 1.5	< 0.75	< 0.75	< 0.75	< 0.75	< 0.75	< 0.80
Styrene	10	100	< 0.5	< 0.5	< 0.5	< 1	< 0.5	< 0.5	< 0.50	< 0.50	< 0.50	< 0.77
tert-Butylbenzene	NE	NE	< 0.7	< 0.7	< 0.7	< 1.4	< 0.7	< 0.7	< 0.70	< 0.70	< 0.70	< 0.80
Tetrachloroethene	0.5	5	3800	4300	2900	3800	2800	2000	1600	1600	1200	970
Toluene	160	800	< 0.55	< 0.55	< 0.55	< 1.1	< 0.55	< 0.55	< 0.55	< 0.55	< 0.55	< 0.30
trans-1,2-Dichloroethene	20	100	60	56	48	52	37	27	23	12	11	< 0.70
Trichloroethene	0.5	5	1100	1000	800	940	630	510	440	260	270	180
Vinyl chloride	0.02	0.2	150	180	140	130	110	92	83	45	50	< 0.41
Xylenes, Total	400	2000	< 0.34	< 0.34	< 0.34	< 0.68	< 0.34	< 0.34	< 0.34	< 0.34	< 0.34	< 0.44
Total PCBs												
Aroclor-1016	0.003	0.03	< 0.16	NA	NA	NA	NA	NA	NA	NA	NA	NA
Aroclor-1232	0.003	0.03	< 0.085	NA	NA	NA	NA	NA	NA	NA	NA	NA
Aroclor-1242	0.003	0.03	< 0.12	NA	NA	NA	NA	NA	NA	NA	NA	NA
Total Detected PCBs	NE	NE	ND	NA	NA	NA	NA	NA	NA	NA	NA	NA
Dissolved PCBs												
Aroclor-1016	0.003	0.03	NA	NA	NA	NA	NA	NA	NA	NA	NA	NA
Aroclor-1232	0.003	0.003	NA	NA	NA	NA	NA	NA	NA	NA	NA	NA
Aroclor-1242	0.003	0.003	NA	NA	NA	NA	NA	NA	NA	NA	NA	NA
Total Detected PCBs	NE	NE	NA	NA	NA	NA	NA	NA	NA	NA	NA	NA

Notes on Page 51.

Table 11
Groundwater Analytical Results Summary
Madison-Kipp Corporation
Madison, Wisconsin

Well ID	Preventive	Enforcement	MP-13	MP-13	MP-13	MP-13	MP-13	MP-13	MP-13	MP-13	MP-13	MP-13
Screen Interval (feet bgs)	Action Limit	Standard	102 - 106 ft	102 - 106 ft	102 - 106 ft	102 - 106 ft	102 - 106 ft	102 - 106 ft	102 - 106 ft	102 - 106 ft	102 - 106 ft	102 - 106 ft
Sample Date			12/04/2012	01/18/2013	02/21/2013	04/17/2013	07/22/2013	10/07/2013	04/16/2014	10/14/2014	04/14/2015	10/16/2015
VOCs												
1,1,1,2-Tetrachloroethane	7	70	< 1.3	< 0.5	< 0.5	< 1.3	< 1.3	< 1.3	< 1.3	< 1.3	< 1.3	< 4.6
1,1,1-Trichloroethane	40	200	< 1	< 0.4	< 0.4	< 1	< 1	< 1	< 1.0	< 1.0	< 1.0	< 3.8
1,1,2-Trichloroethane	0.5	5	< 1.4	< 0.56	< 0.56	< 1.4	< 1.4	< 1.4	< 1.4	< 1.4	< 1.4	< 3.5
1,1-Dichloroethene	0.7	7	< 1.6	< 0.62	< 0.62	< 1.6	< 1.6	< 1.6	< 1.6	< 1.6	< 1.6	< 3.9
1,2,4-Trimethylbenzene	96	480	< 0.7	< 0.28	< 0.28	< 0.7	< 0.7	< 0.7	< 0.70	< 0.70	< 0.70	< 3.6
1,2-Dibromoethane	0.005	0.05	< 1.8	< 0.72	< 0.72	< 1.8	< 1.8	< 1.8	< 1.8	< 1.8	< 1.8	< 3.9
1,2-Dichlorobenzene	60	600	< 1.4	< 0.54	< 0.54	< 1.4	< 1.4	< 1.4	< 1.4	< 1.4	< 1.4	< 3.3
1,2-Dichloropropane	0.5	5	< 1	< 0.4	< 0.4	< 1	< 1	< 1	< 1.0	< 1.0	< 1.0	< 4.3
1,2,3-Trichlorobenzene	NE	NE	< 1.2	< 0.48	< 0.48	< 1.2	< 1.2	< 1.2	< 1.2	< 1.2	< 1.2	< 4.6
1,2,4-Trichlorobenzene	14	70	< 1.6	< 0.62	< 0.62	< 1.6	< 1.6	< 1.6	< 1.6	< 1.6	< 1.6	< 3.4
1,3,5-Trimethylbenzene	96	480	< 0.9	< 0.36	< 0.36	< 0.9	< 0.9	< 0.9	< 0.90	< 0.90	< 0.90	< 2.5
2-Butanone (MEK)	800	4000	NA	NA	NA	NA	NA	NA	NA	NA	NA	NA
2-Hexanone	NE	NE	NA	NA	NA	NA	NA	NA	NA	NA	NA	NA
Acetone	1800	9000	NA	NA	NA	NA	NA	NA	NA	NA	NA	NA
Benzene	0.5	5	< 0.37	< 0.15	< 0.15	< 0.37	< 0.37	< 0.37	< 0.37	< 0.37	< 0.37	< 1.5
Bromodichloromethane	0.06	0.6	< 0.85	< 0.34	< 0.34	< 0.85	< 0.85	< 0.85	< 0.85	< 0.85	< 0.85	< 3.7
Bromoform	0.44	4.4	< 1.4	< 0.56	< 0.56	< 1.4	< 1.4	< 1.4	< 1.4	< 1.4	< 1.4	< 4.8
Bromomethane	1	10	< 1.6	< 0.62	< 0.62	< 1.6	< 1.6	< 1.6	< 1.6	< 1.6 *	< 1.6	< 8.0
Carbon disulfide	200	1000	NA	NA	NA	NA	NA	NA	NA	NA	NA	NA
Carbon tetrachloride	0.5	5	< 1.3	< 0.52	< 0.52	< 1.3	< 1.3	< 1.3	< 1.3	< 1.3	< 1.3	< 3.8
Chloroform	0.6	6	< 1	< 0.4	< 0.4	< 1	< 1	< 1	< 1.0	< 1.0	< 1.0	< 3.7
Chloromethane	3	30	< 0.9	< 0.36	< 0.36	< 0.9	< 0.9	< 0.9	< 0.90	< 0.90	< 0.90	< 3.2
cis-1,2-Dichloroethene	7	70	1100	690	520	720	660	600	770	730	980	1100
Dichlorodifluoromethane	200	1000	< 1	< 0.4	< 0.4	< 1	< 1	< 1	< 1.0	< 1.0	< 1.0	< 5.4
Ethylbenzene	140	700	< 0.65	< 0.26	< 0.26	< 0.65	< 0.65	< 0.65	< 0.65	< 0.65	< 0.65	< 1.8
Isopropylbenzene	NE	NE	< 0.7	< 0.28	< 0.28	< 0.7	< 0.7	< 0.7	< 0.70	< 0.70	< 0.70	< 3.9
m,p-Xylene	400	2000	NA	NA	NA	NA	NA	NA	NA	NA	NA	NA
Methyl tert-butyl ether	12	60	< 1.2	< 0.48	< 0.48	< 1.2	< 1.2	< 1.2	< 1.2	< 1.2	< 1.2	< 3.9
Methylene chloride	0.5	5	< 3.4	< 1.4	< 1.4	< 3.4	< 3.4	< 3.4	< 3.4	< 3.4	< 3.4	< 16
Naphthalene	10	100	< 0.8	< 0.32	< 0.32	< 0.8	< 0.8	< 0.8	< 0.80	< 0.80	< 0.80	< 3.4
n-Butylbenzene	NE	NE	< 0.65	< 0.26	< 0.26	< 0.65	< 0.65	< 0.65	< 0.65	< 0.65	< 0.65	< 3.9
n-Propylbenzene	NE	NE	< 0.65	< 0.26	< 0.26	< 0.65	< 0.65	< 0.65	< 0.65	< 0.65	< 0.65	< 4.1
o-Xylene	400	2000	NA	NA	NA	NA	NA	NA	NA	NA	NA	NA
p-Isopropyltoluene	NE	NE	< 0.85	< 0.34	< 0.34	< 0.85	< 0.85	< 0.85	< 0.85	< 0.85	< 0.85	< 3.6
sec-Butylbenzene	NE	NE	< 0.75	< 0.3	< 0.3	< 0.75	< 0.75	< 0.75	< 0.75	< 0.75	< 0.75	< 4.0
Styrene	10	100	< 0.5	< 0.2	< 0.2	< 0.5	< 0.5	< 0.5	< 0.50	< 0.50	< 0.50	< 3.9
tert-Butylbenzene	NE	NE	< 0.7	< 0.28	< 0.28	< 0.7	< 0.7	< 0.7	< 0.70	< 0.70	< 0.70	< 4.0
Tetrachloroethene	0.5	5	1800	1100	670	1400	1500	1900	1600	2000	2100	4600
Toluene	160	800	< 0.55	< 0.22	< 0.22	< 0.55	< 0.55	< 0.55	< 0.55	< 0.55	< 0.55	< 1.5
trans-1,2-Dichloroethene	20	100	15	9.5	4.8	6.6	6.0	7.0	9.8	8.1	13	< 3.5
Trichloroethene	0.5	5	440	330	270	500	450	490	580	530	680	930
Vinyl chloride	0.02	0.2	33	23	13	20	19	20	23	22	41	44
Xylenes, Total	400	2000	< 0.34	< 0.14	< 0.14	< 0.34	< 0.34	< 0.34	< 0.34	< 0.34	< 0.34	< 2.2
Total PCBs												
Aroclor-1016	0.003	0.03	< 0.15	NA	NA	NA	NA	NA	NA	NA	NA	NA
Aroclor-1232	0.003	0.03	< 0.083	NA	NA	NA	NA	NA	NA	NA	NA	NA
Aroclor-1242	0.003	0.03	< 0.12	NA	NA	NA	NA	NA	NA	NA	NA	NA
Total Detected PCBs	NE	NE	ND	NA	NA	NA	NA	NA	NA	NA	NA	NA
Dissolved PCBs												
Aroclor-1016	0.003	0.03	NA	NA	NA	NA	NA	NA	NA	NA	NA	NA
Aroclor-1232	0.003	0.003	NA	NA	NA	NA	NA	NA	NA	NA	NA	NA
Aroclor-1242	0.003	0.003	NA	NA	NA	NA	NA	NA	NA	NA	NA	NA
Total Detected PCBs	NE	NE	NA	NA	NA	NA	NA	NA	NA	NA	NA	NA

Notes on Page 51.

Table 11
Groundwater Analytical Results Summary
Madison-Kipp Corporation
Madison, Wisconsin

Well ID	Screen Interval (feet bgs)	Preventive Action Limit	Enforcement Standard	MP-13 121 - 125 ft 12/04/2012	MP-13 ³ 121 - 125 ft 12/04/2012	MP-13 121 - 125 ft 01/18/2013	MP-13 121 - 125 ft 04/17/2013	MP-13 121 - 125 ft 07/22/2013	MP-13 121 - 125 ft 10/07/2013	MP-13 121 - 125 ft 04/16/2014	MP-13 121 - 125 ft 10/14/2014	MP-13 121 - 125 ft 04/14/2015	MP-13 121 - 125 ft 10/16/2015
VOCs													
1,1,1,2-Tetrachloroethane	7	70		< 0.5	< 1.3	< 1.3	< 5	< 2.5	1.1	< 5.0	< 2.5	< 2.5	< 9.2
1,1,1-Trichloroethane	40	200		< 0.4	< 1	< 1	< 4	< 2	< 0.2	< 4.0	< 2.0	< 2.0	< 7.6
1,1,2-Trichloroethane	0.5	5		< 0.56	< 1.4	< 1.4	< 5.6	< 2.8	< 0.28	< 5.6	< 2.8	< 2.8	< 7.0
1,1-Dichloroethene	0.7	7		< 0.62	< 1.6	< 1.6	< 6.2	< 3.1	< 0.31	< 6.2	< 3.1	< 3.1	< 7.8
1,2,4-Trimethylbenzene	96	480		< 0.28	< 0.7	< 0.7	< 2.8	< 1.4	< 0.14	< 2.8	< 1.4	< 1.4	< 7.2
1,2-Dibromoethane	0.005	0.05		< 0.72	< 1.8	< 1.8	< 7.2	< 3.6	< 0.36	< 7.2	< 3.6	< 3.6	< 7.7
1,2-Dichlorobenzene	60	600		< 0.54	< 1.4	< 1.4	< 5.4	< 2.7	< 0.27	< 5.4	< 2.7	< 2.7	< 6.7
1,2-Dichloropropane	0.5	5		< 0.4	< 1	< 1	< 4	< 2	< 0.2	< 4.0	< 2.0	< 2.0	< 8.6
1,2,3-Trichlorobenzene	NE	NE		< 0.48	< 1.2	< 1.2	< 4.8	< 2.4	< 0.24	< 4.8	< 2.4	< 2.4	< 9.2
1,2,4-Trichlorobenzene	14	70		< 0.62	< 1.6	< 1.6	< 6.2	< 3.1	< 0.31	< 6.2	< 3.1	< 3.1	< 6.8
1,3,5-Trimethylbenzene	96	480		< 0.36	< 0.9	< 0.9	< 3.6	< 1.8	< 0.18	< 3.6	< 1.8	< 1.8	< 5.1
2-Butanone (MEK)	800	4000		NA	NA	NA	NA	NA	NA	NA	NA	NA	NA
2-Hexanone	NE	NE		NA	NA	NA	NA	NA	NA	NA	NA	NA	NA
Acetone	1800	9000		NA	NA	NA	NA	NA	NA	NA	NA	NA	NA
Benzene	0.5	5		< 0.15	< 0.37	< 0.37	< 1.5	< 0.74	0.29 J	< 1.5	< 0.74	< 0.74	< 2.9
Bromodichloromethane	0.06	0.6		< 0.34	< 0.85	< 0.85	< 3.4	< 1.7	< 0.17	< 3.4	< 1.7	< 1.7	< 7.4
Bromoform	0.44	4.4		< 0.56	< 1.4	< 1.4	< 5.6	< 2.8	< 0.28	< 5.6	< 2.8	< 2.8	< 9.7
Bromomethane	1	10		< 0.62	< 1.6	< 1.6	< 6.2	< 3.1	< 0.31	< 6.2	< 3.1 *	< 3.1	< 16
Carbon disulfide	200	1000		NA	NA	NA	NA	NA	NA	NA	NA	NA	NA
Carbon tetrachloride	0.5	5		< 0.52	< 1.3	< 1.3	< 5.2	< 2.6	< 0.26	< 5.2	< 2.6	< 2.6	< 7.7
Chloroform	0.6	6		< 0.4	< 1	< 1	< 4	< 2	< 0.2	< 4.0	< 2.0	< 2.0	< 7.4
Chloromethane	3	30		< 0.36	< 0.9	< 0.9	< 3.6	< 1.8	< 0.18	< 3.6	< 1.8	< 1.8	< 6.4
cis-1,2-Dichloroethene	7	70		910	970	1000	930	760	650	720	630	690	820
Dichlorodifluoromethane	200	1000		< 0.4	< 1	< 1	< 4	< 2	< 0.2	< 4.0	< 2.0	< 2.0	< 11
Ethylbenzene	140	700		< 0.26	< 0.65	< 0.65	< 2.6	< 1.3	< 0.13	< 2.6	< 1.3	< 1.3	< 3.7
Isopropylbenzene	NE	NE		< 0.28	< 0.7	< 0.7	< 2.8	< 1.4	< 0.14	< 2.8	< 1.4	< 1.4	< 7.7
m,p-Xylene	400	2000		NA	NA	NA	NA	NA	NA	NA	NA	NA	NA
Methyl tert-butyl ether	12	60		< 0.48	< 1.2	< 1.2	< 4.8	< 2.4	< 0.24	< 4.8	< 2.4	< 2.4	< 7.9
Methylene chloride	0.5	5		< 1.4	< 3.4	< 3.4	< 14	< 6.8	< 0.68	< 14	< 6.8	< 6.8	< 33
Naphthalene	10	100		< 0.32	< 0.8	< 0.8	< 3.2	< 1.6	< 0.16	< 3.2	< 1.6	< 1.6	< 6.7
n-Butylbenzene	NE	NE		< 0.26	< 0.65	< 0.65	< 2.6	< 1.3	< 0.13	< 2.6	< 1.3	< 1.3	< 7.8
n-Propylbenzene	NE	NE		< 0.26	< 0.65	< 0.65	< 2.6	< 1.3	< 0.13	< 2.6	< 1.3	< 1.3	< 8.3
o-Xylene	400	2000		NA	NA	NA	NA	NA	NA	NA	NA	NA	NA
p-Isopropyltoluene	NE	NE		< 0.34	< 0.85	< 0.85	< 3.4	< 1.7	< 0.17	< 3.4	< 1.7	< 1.7	< 7.2
sec-Butylbenzene	NE	NE		< 0.3	< 0.75	< 0.75	< 3	< 1.5	< 0.15	< 3.0	< 1.5	< 1.5	< 8.0
Styrene	10	100		< 0.2	< 0.5	< 0.5	< 2	< 1	< 0.1	< 2.0	< 1.0	< 1.0	< 7.7
tert-Butylbenzene	NE	NE		< 0.28	< 0.7	< 0.7	< 2.8	< 1.4	< 0.14	< 2.8	< 1.4	< 1.4	< 8.0
Tetrachloroethene	0.5	5		1500	1500	2600	7000	6300	6500	6700	4800	4300	12000
Toluene	160	800		< 0.22	< 0.55	< 0.55	< 2.2	< 1.1	< 0.11	< 2.2	< 1.1	< 1.1	< 3.0
trans-1,2-Dichloroethene	20	100		12	15	17	12 J	12	9.7	10 J	6.7 J	< 2.5	< 7.0
Trichloroethene	0.5	5		340	370	460	600	510	550	710	520	640	1100
Vinyl chloride	0.02	0.2		36	37	54	13	9.3	8.1	6.2 J	< 1.0	11	< 4.1
Xylenes, Total	400	2000		< 0.14	< 0.34	< 0.34	< 1.4	< 0.68	< 0.068	< 1.4	< 0.68	< 0.68	< 4.4
Total PCBs													
Aroclor-1016	0.003	0.03		< 0.15	NA	NA	NA	NA	NA	NA	NA	NA	NA
Aroclor-1232	0.003	0.03		< 0.084	NA	NA	NA	NA	NA	NA	NA	NA	NA
Aroclor-1242	0.003	0.03		< 0.12	NA	NA	NA	NA	NA	NA	NA	NA	NA
Total Detected PCBs	NE	NE		ND	NA	NA	NA	NA	NA	NA	NA	NA	NA
Dissolved PCBs													
Aroclor-1016	0.003	0.03		NA	NA	NA	NA	NA	NA	NA	NA	NA	NA
Aroclor-1232	0.003	0.003		NA	NA	NA	NA	NA	NA	NA	NA	NA	NA
Aroclor-1242	0.003	0.003		NA	NA	NA	NA	NA	NA	NA	NA	NA	NA
Total Detected PCBs	NE	NE		NA	NA	NA	NA	NA	NA	NA	NA	NA	NA

Notes on Page 51.

Table 11
Groundwater Analytical Results Summary
Madison-Kipp Corporation
Madison, Wisconsin

Well ID	Preventive	Enforcement	MP-14	MP-14	MP-14	MP-14	MP-14	MP-14	MP-14	MP-14	MP-14	MP-14	MP-14
Screen Interval (feet bgs)	Action Limit	Standard	135 - 140 ft	135 - 140 ft	135 - 140 ft	135 - 140 ft	135 - 140 ft	135 - 140 ft	135 - 140 ft	135 - 140 ft	135 - 140 ft	135 - 140 ft	135 - 140 ft
Sample Date			01/21/2013	04/16/2013	07/16/2013	07/22/2013	10/08/2013	04/14/2014	10/17/2014	04/13/2015	10/15/2015	01/20/2016	04/19/2016
VOCs													
1,1,1,2-Tetrachloroethane	7	70	< 0.25	< 0.25	< 0.5	< 0.25	< 0.5	< 0.25	< 0.25	< 0.25	< 0.46	< 1.1	< 2.2
1,1,1-Trichloroethane	40	200	< 0.2	< 0.2	< 0.4	< 0.2	< 0.4	< 0.20	< 0.20	< 0.20	< 0.38	< 1.0	< 2.0
1,1,2-Trichloroethane	0.5	5	< 0.28	< 0.28	< 0.56	< 0.28	< 0.56	< 0.28	< 0.28	< 0.28	< 0.35	< 1.0	< 2.0
1,1-Dichloroethane	0.7	7	< 0.31	< 0.31	< 0.62	< 0.31	< 0.62	< 0.31	< 0.31	< 0.31	< 0.39	< 1.4	< 2.8
1,2,4-Trimethylbenzene	96	480	< 0.14	< 0.14	< 0.28	< 0.14	< 0.28	< 0.14	< 0.14	< 0.14	< 0.36	< 0.60	< 1.2
1,2-Dibromoethane	0.005	0.05	< 0.36	< 0.36	< 0.72	< 0.36	< 0.72	< 0.36	< 0.36	< 0.36	< 0.39	< 1.3	< 2.6
1,2-Dichlorobenzene	60	600	< 0.27	< 0.27	< 0.54	< 0.27	< 0.54	< 0.27	< 0.27	< 0.27	< 0.33	< 0.76	< 1.5
1,2-Dichloropropane	0.5	5	< 0.2	< 0.2	< 0.4	< 0.2	< 0.4	< 0.20	< 0.20	< 0.20	< 0.43	< 1.0	< 2.0
1,2,3-Trichlorobenzene	NE	NE	< 0.24	< 0.24	< 0.48	< 0.24	< 0.48	< 0.24	< 0.24	< 0.24	< 0.46	< 0.45	3.4 BJ
1,2,4-Trichlorobenzene	14	70	< 0.31	< 0.31	< 0.62	< 0.31	< 0.62	< 0.31	< 0.31	< 0.31	< 0.34	< 0.77	2.4 J
1,3,5-Trimethylbenzene	96	480	< 0.18	< 0.18	< 0.36	< 0.18	< 0.36	< 0.18	< 0.18	< 0.18	< 0.25	< 0.75	< 1.5
2-Butanone (MEK)	800	4000	NA	NA	NA	NA	NA	NA	NA	NA	NA	< 30	< 60
2-Hexanone	NE	NE	NA	NA	NA	NA	NA	NA	NA	NA	NA	< 9.5	< 19
Acetone	1800	9000	NA	NA	NA	NA	NA	NA	NA	NA	NA	< 34	< 68
Benzene	0.5	5	< 0.074	< 0.074	< 0.15	< 0.074	< 0.15	< 0.074	< 0.074	< 0.074	< 0.15	< 0.89	< 1.8
Bromodichloromethane	0.06	0.6	< 0.17	< 0.17	< 0.34	< 0.17	< 0.34	< 0.17	< 0.17	< 0.17	< 0.37	< 0.77	< 1.5
Bromoform	0.44	4.4	< 0.28	< 0.28	< 0.56	< 0.28	< 0.56	< 0.28	< 0.28	< 0.28	< 0.48	< 0.88	< 1.8
Bromomethane	1	10	< 0.31	< 0.31	< 0.62	< 0.31	< 0.62	< 0.31	< 0.31 *	< 0.31	< 0.80	< 5.9	< 12
Carbon disulfide	200	1000	NA	NA	NA	NA	NA	NA	NA	NA	NA	< 0.53	< 1.1
Carbon tetrachloride	0.5	5	< 0.26	< 0.26	< 0.52	< 0.26	< 0.52	< 0.26	< 0.26	< 0.26	< 0.38	< 0.38	< 0.76
Chloroform	0.6	6	< 0.2	< 0.2	< 0.4	< 0.2	< 0.4	< 0.20	< 0.20	< 0.20	< 0.37	< 0.62	< 1.2
Chloromethane	3	30	< 0.18	< 0.18	< 0.36	< 0.18	< 0.36	< 0.18	< 0.18	< 0.18	< 0.32	< 1.6	< 3.2
cis-1,2-Dichloroethene	7	70	< 0.12	17	27	29	27	12	8.1	4.3	13	12	16
Dichlorodifluoromethane	200	1000	< 0.2	< 0.2	< 0.4	< 0.2	< 0.4	< 0.20	< 0.20	< 0.20	< 0.54	< 1.1	< 2.2
Ethylbenzene	140	700	< 0.13	< 0.13	< 0.26	< 0.13	< 0.26	< 0.13	< 0.13	< 0.13	< 0.18	< 0.54	< 1.1
Isopropylbenzene	NE	NE	< 0.14	< 0.14	< 0.28	< 0.14	< 0.28	< 0.14	< 0.14	< 0.14	< 0.39	< 0.81	< 1.6
m,p-Xylene	400	2000	NA	NA	NA	NA	NA	NA	NA	NA	NA	< 0.57	< 1.1
Methyl tert-butyl ether	12	60	< 0.24	< 0.24	< 0.48	< 0.24	< 0.48	< 0.24	< 0.24 *	< 0.24	< 0.39	< 1.4	< 2.8
Methylene chloride	0.5	5	< 0.68	< 0.68	< 1.4	< 0.68	< 1.4	< 0.68	< 0.68	< 0.68	< 1.6	< 1.4	< 2.8
Naphthalene	10	100	< 0.16	< 0.16	< 0.32	< 0.16	< 0.32	< 0.16	< 0.16	< 0.16	< 0.34	< 0.88	6.8 BJ
n-Butylbenzene	NE	NE	< 0.13	< 0.13	< 0.26	< 0.13	< 0.26	< 0.13	< 0.13	< 0.13	< 0.39	< 1.4	< 2.8
n-Propylbenzene	NE	NE	< 0.13	< 0.13	< 0.26	< 0.13	< 0.26	< 0.13	< 0.13	< 0.13	< 0.41	< 1.0	< 2.0
o-Xylene	400	2000	NA	NA	NA	NA	NA	NA	NA	NA	NA	< 0.58	< 1.2
p-Isopropyltoluene	NE	NE	< 0.17	< 0.17	< 0.34	< 0.17	< 0.34	< 0.17	< 0.17	< 0.17	< 0.36	< 0.85	< 1.7
sec-Butylbenzene	NE	NE	< 0.15	< 0.15	< 0.3	< 0.15	< 0.3	< 0.15	< 0.15	< 0.15	< 0.40	< 1.3	< 2.6
Styrene	10	100	< 0.1	< 0.1	< 0.2	< 0.1	< 0.2	< 0.10	< 0.10	< 0.10	< 0.39	< 0.65	< 1.3
tert-Butylbenzene	NE	NE	< 0.14	< 0.14	< 0.28	< 0.14	< 0.28	< 0.14	< 0.14	< 0.14	< 0.40	< 1.2	< 2.4
Tetrachloroethene	0.5	5	1.7	430	820	920	970	350	190	110	320	290	310
Toluene	160	800	< 0.11	< 0.11	< 0.22	< 0.11	< 0.22	< 0.11	< 0.11	< 0.11	< 0.15	< 0.53	< 1.1
trans-1,2-Dichloroethene	20	100	< 0.25	< 0.25	< 0.5	< 0.25	< 0.5	< 0.25	< 0.25	< 0.25	< 0.35	< 1.1	< 2.2
Trichloroethene	0.5	5	0.24 J	31	53	51	53	23	16	7.9	25	24	28
Vinyl chloride	0.02	0.2	< 0.1	< 0.1	< 0.2	< 0.1	0.53 J	< 0.10	< 0.10	< 0.10	< 0.20	< 1.6	< 3.2
Xylenes, Total	400	2000	< 0.068	< 0.068	< 0.14	< 0.068	< 0.14	< 0.068	< 0.068	< 0.068	< 0.22	NA	NA
Total PCBs													
Aroclor-1016	0.003	0.03	NA	NA	NA	NA	NA	NA	NA	NA	NA	NA	NA
Aroclor-1232	0.003	0.03	NA	NA	NA	NA	NA	NA	NA	NA	NA	NA	NA
Aroclor-1242	0.003	0.03	NA	NA	NA	NA	NA	NA	NA	NA	NA	NA	NA
Total Detected PCBs	NE	NE	NA	NA	NA	NA	NA	NA	NA	NA	NA	NA	NA
Dissolved PCBs													
Aroclor-1016	0.003	0.03	NA	NA	NA	NA	NA	NA	NA	NA	NA	NA	NA
Aroclor-1232	0.003	0.003	NA	NA	NA	NA	NA	NA	NA	NA	NA	NA	NA
Aroclor-1242	0.003	0.003	NA	NA	NA	NA	NA	NA	NA	NA	NA	NA	NA
Total Detected PCBs	NE	NE	NA	NA	NA	NA	NA	NA	NA	NA	NA	NA	NA

Notes on Page 51.

Table 11
Groundwater Analytical Results Summary
Madison-Kipp Corporation
Madison, Wisconsin

Well ID	Screen Interval (feet bgs)	Preventive Action Limit	Enforcement Standard	MP-14								MP-15							
				170 - 178 ft 01/21/2013	170 - 178 ft 04/16/2013	170 - 178 ft 07/16/2013	170 - 178 ft 07/22/2013	170 - 178 ft 10/08/2013	170 - 178 ft 04/14/2014	170 - 178 ft 10/17/2014	170 - 178 ft 04/13/2015	170 - 178 ft 10/15/2015	88 - 92 ft 01/22/2013	88 - 92 ft 04/15/2013	88 - 92 ft 07/22/2013	88 - 92 ft 10/08/2013	88 - 92 ft 04/15/2014	88 - 92 ft 10/16/2014	88 - 92 ft 04/14/2015
VOCs																			
1,1,1,2-Tetrachloroethane	7	70	< 0.25	< 0.25	< 0.5	< 0.25	< 0.5	< 0.50	< 0.50	< 0.25	< 0.46	< 0.25	< 0.25	< 0.25	< 0.25	< 0.25	< 0.25	< 0.25	< 0.46
1,1,1-Trichloroethane	40	200	< 0.2	< 0.2	< 0.4	< 0.2	< 0.4	< 0.40	< 0.40	< 0.20	< 0.38	< 0.2	< 0.2	< 0.2	< 0.2	< 0.20	< 0.20	< 0.20	< 0.38
1,1,2-Trichloroethane	0.5	5	< 0.28	< 0.28	< 0.56	< 0.28	< 0.56	< 0.56	< 0.56	< 0.28	< 0.35	< 0.28	2.2	< 0.28	< 0.28	< 0.28	< 0.28	< 0.28	< 0.35
1,1-Dichloroethene	0.7	7	< 0.31	< 0.31	< 0.62	< 0.31	< 0.62	< 0.62	< 0.62	< 0.31	< 0.39	< 0.31	< 0.31	< 0.31	< 0.31	< 0.31	< 0.31	< 0.31	< 0.39
1,2,4-Trimethylbenzene	96	480	< 0.14	< 0.14	< 0.28	< 0.14	< 0.28	< 0.28	< 0.28	< 0.14	< 0.36	< 0.14	< 0.14	< 0.14	< 0.14	< 0.14	< 0.14	< 0.14	< 0.36
1,2-Dibromoethane	0.005	0.05	< 0.36	< 0.36	< 0.72	< 0.36	< 0.72	< 0.72	< 0.72	< 0.36	< 0.39	< 0.36	< 0.36	< 0.36	< 0.36	< 0.36	< 0.36	< 0.36	< 0.39
1,2-Dichlorobenzene	60	600	< 0.27	< 0.27	< 0.54	< 0.27	< 0.54	< 0.54	< 0.54	< 0.27	< 0.33	< 0.27	< 0.27	< 0.27	< 0.27	< 0.27	< 0.27	< 0.27	< 0.33
1,2-Dichloropropane	0.5	5	< 0.2	< 0.2	< 0.4	< 0.2	< 0.4	< 0.40	< 0.40	< 0.20	< 0.43	< 0.2	< 0.2	< 0.2	< 0.2	< 0.20	< 0.20	< 0.20	< 0.43
1,2,3-Trichlorobenzene	NE	NE	< 0.24	< 0.24	< 0.48	< 0.24	< 0.48	< 0.48	< 0.48	< 0.24	< 0.46	< 0.24	< 0.24	< 0.24	< 0.24	< 0.24	< 0.24	< 0.24	< 0.46
1,2,4-Trichlorobenzene	14	70	< 0.31	< 0.31	< 0.62	< 0.31	< 0.62	< 0.62	< 0.62	< 0.31	< 0.34	< 0.31	< 0.31	< 0.31	< 0.31	< 0.31	< 0.31	< 0.31	< 0.34
1,3,5-Trimethylbenzene	96	480	< 0.18	< 0.18	< 0.36	< 0.18	< 0.36	< 0.36	< 0.36	< 0.18	< 0.25	< 0.18	< 0.18	< 0.18	< 0.18	< 0.18	< 0.18	< 0.18	< 0.25
2-Butanone (MEK)	800	4000	NA	NA	NA	NA	NA	NA	NA	NA	NA	NA	NA	NA	NA	NA	NA	NA	NA
2-Hexanone	NE	NE	NA	NA	NA	NA	NA	NA	NA	NA	NA	NA	NA	NA	NA	NA	NA	NA	NA
Acetone	1800	9000	NA	NA	NA	NA	NA	NA	NA	NA	NA	NA	NA	NA	NA	NA	NA	NA	NA
Benzene	0.5	5	< 0.074	< 0.074	< 0.15	< 0.074	< 0.15	< 0.15	< 0.15	< 0.074	< 0.15	< 0.074	< 0.074	< 0.074	< 0.074	< 0.074	< 0.074	< 0.074	< 0.15
Bromodichloromethane	0.06	0.6	< 0.17	< 0.17	< 0.34	< 0.17	< 0.34	< 0.34	< 0.34	< 0.17	< 0.37	< 0.17	< 0.17	< 0.17	< 0.17	< 0.17	< 0.17	< 0.17	< 0.37
Bromoform	0.44	4.4	< 0.28	< 0.28	< 0.56	< 0.28	< 0.56	< 0.56	< 0.56	< 0.28	< 0.48	< 0.28	< 0.28	< 0.28	< 0.28	< 0.28	< 0.28	< 0.28	< 0.48
Bromomethane	1	10	< 0.31	< 0.31	< 0.62	< 0.31	< 0.62	< 0.62	< 0.62 *	< 0.31	< 0.80	< 0.31	< 0.31	< 0.31	< 0.31	< 0.31	< 0.31	< 0.31	< 0.80
Carbon disulfide	200	1000	NA	NA	NA	NA	NA	NA	NA	NA	NA	NA	NA	NA	NA	NA	NA	NA	NA
Carbon tetrachloride	0.5	5	< 0.26	< 0.26	< 0.52	< 0.26	< 0.52	< 0.52	< 0.52	< 0.26	< 0.38	< 0.26	< 0.26	< 0.26	< 0.26	< 0.26	< 0.26	< 0.26	< 0.38
Chloroform	0.6	6	< 0.2	< 0.2	< 0.4	< 0.2	< 0.4	< 0.40	< 0.40	< 0.20	< 0.37	< 0.2	< 0.2	< 0.2	< 0.2	< 0.20	< 0.20	< 0.20	< 0.37
Chloromethane	3	30	< 0.18	< 0.18	< 0.36	< 0.18	< 0.36	< 0.36	< 0.36	< 0.18	< 0.32	< 0.18	< 0.18	< 0.18	< 0.18	< 0.18	< 0.18	< 0.18	< 0.32
cis-1,2-Dichloroethene	7	70	< 0.12	< 0.12	22	21	22	19	24	22	30	7.5	23	14	20	23	12	17	15
Dichlorodifluoromethane	200	1000	< 0.2	< 0.2	< 0.4	< 0.2	< 0.4	< 0.40	< 0.40	< 0.20	< 0.54	< 0.2	< 0.2	< 0.2	< 0.2	< 0.20	< 0.20	< 0.20	< 0.54
Ethylbenzene	140	700	< 0.13	< 0.13	< 0.26	< 0.13	< 0.26	< 0.26	< 0.26	< 0.13	< 0.18	< 0.13	< 0.13	< 0.13	< 0.13	< 0.13	< 0.13	< 0.13	< 0.18
Isopropylbenzene	NE	NE	< 0.14	< 0.14	< 0.28	< 0.14	< 0.28	< 0.28	< 0.28	< 0.14	< 0.39	< 0.14	< 0.14	< 0.14	< 0.14	< 0.14	< 0.14	< 0.14	< 0.39
m,p-Xylene	400	2000	NA	NA	NA	NA	NA	NA	NA	NA	NA	NA	NA	NA	NA	NA	NA	NA	NA
Methyl tert-butyl ether	12	60	< 0.24	< 0.24	< 0.48	< 0.24	< 0.48	< 0.48	< 0.48 *	< 0.24	< 0.39	2.3	0.84 J	< 0.24	3.3	3.5	< 0.24	< 0.24	2.5
Methylene chloride	0.5	5	< 0.68	< 0.68	< 1.4	< 0.68	< 1.4	< 1.4	< 1.4	< 0.68	< 1.6	< 0.68	< 0.68	< 0.68	< 0.68	< 0.68	< 0.68	< 0.68	< 1.6
Naphthalene	10	100	< 0.16	< 0.16	< 0.32	< 0.16	< 0.32	< 0.32	< 0.32	< 0.16	< 0.34	< 0.16	< 0.16	< 0.16	< 0.16	< 0.16	< 0.16	< 0.16	< 0.34
n-Butylbenzene	NE	NE	< 0.13	< 0.13	< 0.26	< 0.13	< 0.26	< 0.26	< 0.26	< 0.13	< 0.39	< 0.13	< 0.13	< 0.13	< 0.13	< 0.13	< 0.13	< 0.13	< 0.39
n-Propylbenzene	NE	NE	< 0.13	< 0.13	< 0.26	< 0.13	< 0.26	< 0.26	< 0.26	< 0.13	< 0.41	< 0.13	< 0.13	< 0.13	< 0.13	< 0.13	< 0.13	< 0.13	< 0.41
o-Xylene	400	2000	NA	NA	NA	NA	NA	NA	NA	NA	NA	NA	NA	NA	NA	NA	NA	NA	NA
p-Isopropyltoluene	NE	NE	< 0.17	< 0.17	< 0.34	< 0.17	< 0.34	< 0.34	< 0.34	< 0.17	< 0.36	< 0.17	< 0.17	< 0.17	< 0.17	< 0.17	< 0.17	< 0.17	< 0.36
sec-Butylbenzene	NE	NE	< 0.15	< 0.15	< 0.3	< 0.15	< 0.3	< 0.30	< 0.30	< 0.15	< 0.40	< 0.15	< 0.15	< 0.15	< 0.15	< 0.15	< 0.15	< 0.15	< 0.40
Styrene	10	100	< 0.1	< 0.1	< 0.2	< 0.1	< 0.2	< 0.20	< 0.20	< 0.10	< 0.39	< 0.1	< 0.1	< 0.1	< 0.1	< 0.10	< 0.10	< 0.10	< 0.39
tert-Butylbenzene	NE	NE	< 0.14	< 0.14	< 0.28	< 0.14	< 0.28	< 0.28	< 0.28	< 0.14	< 0.40	< 0.14	< 0.14	< 0.14	< 0.14	< 0.14	< 0.14	< 0.14	< 0.40
Tetrachloroethene	0.5	5	1.2	9.2	520	520	640	630	890	640 E	690	130	160	130	220	300	100	160	150
Toluene	160	800	< 0.11	< 0.11	< 0.22	< 0.11	< 0.22	< 0.22	< 0.22	< 0.11	< 0.15	< 0.11	< 0.11	< 0.11	< 0.11	< 0.11	< 0.11	< 0.11	< 0.15
trans-1,2-Dichloroethene	20	100	< 0.25	< 0.25	< 0.5	< 0.25	< 0.5	< 0.50	< 0.50	< 0.25	< 0.35	< 0.25	< 0.25	< 0.25	< 0.25	< 0.25	< 0.25	< 0.25	< 0.35
Trichloroethene	0.5	5	< 0.19	0.78	42	37	37	33	46	40	57	11	15	12	19	24	12	16	14
Vinyl chloride	0.02	0.2	< 0.1	< 0.1	< 0.2	< 0.1	< 0.2	< 0.20	< 0.20	< 0.10	< 0.20	< 0.1	< 0.1	< 0.1	< 0.1	< 0.10	< 0.10	< 0.10	< 0.20
Xylenes, Total	400	2000	< 0.068	< 0.068	< 0.14	< 0.068	< 0.14	< 0.14	< 0.14	< 0.068	< 0.22	< 0.068	< 0.068	< 0.068	< 0.068	< 0.068	< 0.068	< 0.068	< 0.22
Total PCBs																			
Aroclor-1016	0.003	0.03	NA	NA	NA	NA	NA	NA	NA	NA	NA	NA	NA	NA	NA	NA	NA	NA	NA
Aroclor-1232	0.003	0.03	NA	NA	NA	NA	NA	NA	NA	NA	NA	NA	NA	NA	NA	NA	NA	NA	NA
Aroclor-1242	0.003	0.03	NA	NA	NA	NA	NA	NA	NA	NA	NA	NA	NA	NA	NA	NA	NA	NA	NA
Total Detected PCBs	NE	NE	NA	NA	NA	NA	NA	NA	NA	NA	NA	NA	NA	NA	NA	NA	NA	NA	NA
Dissolved PCBs																			
Aroclor-1016	0.003	0.03	NA	NA	NA	NA	NA	NA	NA	NA	NA	NA	NA	NA	NA	NA	NA	NA	NA
Aroclor-1232	0.003	0.003	NA	NA	NA	NA	NA	NA	NA	NA	NA	NA	NA	NA	NA	NA	NA	NA	NA
Aroclor-1242	0.003	0.003	NA	NA	NA	NA	NA	NA	NA	NA	NA	NA	NA	NA	NA	NA	NA	NA	NA
Total Detected PCBs	NE	NE	NA	NA	NA	NA	NA	NA	NA	NA	NA	NA	NA	NA	NA	NA	NA	NA	NA

Notes on Page 51.

Table 11
Groundwater Analytical Results Summary
Madison-Kipp Corporation
Madison, Wisconsin

Well ID	Screen Interval (feet bgs)	Preventive Action Limit	Enforcement Standard	MP-15 100 - 105 ft							MP-15 120 - 125 ft								
				01/22/2013	04/15/2013	07/22/2013	10/08/2013	04/15/2014	10/16/2014	04/14/2015	10/15/2015	01/22/2013	04/15/2013	07/22/2013	10/08/2013	04/15/2014	10/16/2014	04/14/2015	10/15/2015
VOCs																			
1,1,1,2-Tetrachloroethane	7	70		< 0.25	< 0.25	< 0.25	< 0.5	< 0.50	< 0.50	< 0.25	< 0.46	< 0.5	< 0.5	< 1.3	< 1.3	< 1.3	< 1.3	< 0.92	
1,1,1-Trichloroethane	40	200		< 0.2	< 0.2	< 0.2	< 0.4	< 0.40	< 0.40	< 0.20	< 0.38	< 0.4	< 0.4	< 1	< 1	< 1.0	< 1.0	< 0.76	
1,1,2-Trichloroethane	0.5	5		< 0.28	< 0.28	< 0.28	< 0.56	< 0.56	< 0.56	< 0.28	< 0.35	< 0.56	< 0.56	< 1.4	< 1.4	< 1.4	< 1.4	< 0.70	
1,1-Dichloroethene	0.7	7		< 0.31	< 0.31	< 0.31	< 0.62	< 0.62	< 0.62	< 0.31	< 0.39	< 0.62	< 0.62	< 1.6	< 1.6	< 1.6	< 1.6	< 0.78	
1,2,4-Trimethylbenzene	96	480		< 0.14	< 0.14	< 0.14	< 0.28	< 0.28	< 0.28	< 0.14	< 0.36	< 0.28	< 0.28	< 0.7	< 0.7	< 0.70	< 0.70	< 0.72	
1,2-Dibromoethane	0.005	0.05		< 0.36	< 0.36	< 0.36	< 0.72	< 0.72	< 0.72	< 0.36	< 0.39	< 0.72	< 0.72	< 1.8	< 1.8	< 1.8	< 1.8	< 0.77	
1,2-Dichlorobenzene	60	600		< 0.27	< 0.27	< 0.27	< 0.54	< 0.54	< 0.54	< 0.27	< 0.33	< 0.54	< 0.54	< 1.4	< 1.4	< 1.4	< 1.4	< 0.67	
1,2-Dichloropropane	0.5	5		< 0.2	< 0.2	< 0.2	< 0.4	< 0.40	< 0.40	< 0.20	< 0.43	< 0.4	< 0.4	< 1	< 1	< 1.0	< 1.0	< 0.86	
1,2,3-Trichlorobenzene	NE	NE		< 0.24	< 0.24	< 0.24	< 0.48	< 0.48	< 0.48	< 0.24	< 0.46	< 0.48	< 0.48	< 1.2	< 1.2	< 1.2	< 1.2	< 0.92	
1,2,4-Trichlorobenzene	14	70		< 0.31	< 0.31	< 0.31	< 0.62	< 0.62	< 0.62	< 0.31	< 0.34	< 0.62	< 0.62	< 1.6	< 1.6	< 1.6	< 1.6	< 0.68	
1,3,5-Trimethylbenzene	96	480		< 0.18	< 0.18	< 0.18	< 0.36	< 0.36	< 0.36	< 0.18	< 0.25	< 0.36	< 0.36	< 0.9	< 0.9	< 0.90	< 0.90	< 0.51	
2-Butanone (MEK)	800	4000		NA	NA	NA	NA	NA	NA	NA	NA	NA	NA	NA	NA	NA	NA	NA	
2-Hexanone	NE	NE		NA	NA	NA	NA	NA	NA	NA	NA	NA	NA	NA	NA	NA	NA	NA	
Acetone	1800	9000		NA	NA	NA	NA	NA	NA	NA	NA	NA	NA	NA	NA	NA	NA	NA	
Benzene	0.5	5		< 0.074	< 0.074	< 0.074	< 0.15	< 0.15	< 0.15	< 0.074	< 0.15	< 0.15	< 0.15	< 0.37	< 0.37	< 0.37	< 0.37	< 0.29	
Bromodichloromethane	0.06	0.6		< 0.17	< 0.17	< 0.17	< 0.34	< 0.34	< 0.34	< 0.17	< 0.37	< 0.34	< 0.34	< 0.85	< 0.85	< 0.85	< 0.85	< 0.74	
Bromoform	0.44	4.4		< 0.28	< 0.28	< 0.28	< 0.56	< 0.56	< 0.56	< 0.28	< 0.48	< 0.56	< 0.56	< 1.4	< 1.4	< 1.4	< 1.4	< 0.97	
Bromomethane	1	10		< 0.31	< 0.31	< 0.31	< 0.62	< 0.62	< 0.62	< 0.31	< 0.80	< 0.62	< 0.62	< 1.6	< 1.6	< 1.6	< 1.6	< 1.6	
Carbon disulfide	200	1000		NA	NA	NA	NA	NA	NA	NA	NA	NA	NA	NA	NA	NA	NA	NA	
Carbon tetrachloride	0.5	5		< 0.26	< 0.26	< 0.26	< 0.52	< 0.52	< 0.52	< 0.26	< 0.38	< 0.52	< 0.52	< 1.3	< 1.3	< 1.3	< 1.3	< 0.77	
Chloroform	0.6	6		< 0.2	< 0.2	< 0.2	< 0.4	< 0.40	< 0.40	< 0.20	< 0.37	< 0.4	< 0.4	< 1	< 1	< 1.0	< 1.0	< 0.74	
Chloromethane	3	30		< 0.18	< 0.18	< 0.18	< 0.36	< 0.36	< 0.36	< 0.18	< 0.32	< 0.36	< 0.36	< 0.9	< 0.9	< 0.90	< 0.90	< 0.64	
cis-1,2-Dichloroethene	7	70		9.3	37	68	76	96	83	66	77	200	230	250	220	230	260	200	230
Dichlorodifluoromethane	200	1000		< 0.2	< 0.2	< 0.2	< 0.4	< 0.40	< 0.40	< 0.20	< 0.54	< 0.4	< 0.4	< 1	< 1	< 1.0	< 1.0	< 1.1	
Ethylbenzene	140	700		< 0.13	< 0.13	< 0.13	< 0.26	< 0.26	< 0.26	< 0.13	< 0.18	< 0.26	< 0.26	< 0.65	< 0.65	< 0.65	< 0.65	< 0.37	
Isopropylbenzene	NE	NE		< 0.14	< 0.14	< 0.14	< 0.28	< 0.28	< 0.28	< 0.14	< 0.39	< 0.28	< 0.28	< 0.7	< 0.7	< 0.70	< 0.70	< 0.77	
m,p-Xylene	400	2000		NA	NA	NA	NA	NA	NA	NA	NA	NA	NA	NA	NA	NA	NA	NA	
Methyl tert-butyl ether	12	60		2.2	1.3	< 0.24	< 0.48	< 0.48	< 0.48	< 0.24	< 0.39	< 0.48	< 0.48	< 1.2	< 1.2	< 1.2	< 1.2	< 0.79	
Methylene chloride	0.5	5		< 0.68	< 0.68	< 0.68	< 1.4	< 1.4	< 1.4	< 0.68	< 1.6	< 1.4	< 1.4	< 3.4	< 3.4	< 3.4	< 3.4	< 3.3	
Naphthalene	10	100		< 0.16	< 0.16	< 0.16	< 0.32	< 0.32	< 0.32	< 0.16	< 0.34	< 0.32	< 0.32	< 0.8	< 0.8	< 0.80	< 0.80	< 0.67	
n-Butylbenzene	NE	NE		< 0.13	< 0.13	< 0.13	< 0.26	< 0.26	< 0.26	< 0.13	< 0.39	< 0.26	< 0.26	< 0.65	< 0.65	< 0.65	< 0.65	< 0.78	
n-Propylbenzene	NE	NE		< 0.13	< 0.13	< 0.13	< 0.26	< 0.26	< 0.26	< 0.13	< 0.41	< 0.26	< 0.26	< 0.65	< 0.65	< 0.65	< 0.65	< 0.83	
o-Xylene	400	2000		NA	NA	NA	NA	NA	NA	NA	NA	NA	NA	NA	NA	NA	NA	NA	
p-Isopropyltoluene	NE	NE		< 0.17	< 0.17	< 0.17	< 0.34	< 0.34	< 0.34	< 0.17	< 0.36	< 0.34	< 0.34	< 0.85	< 0.85	< 0.85	< 0.85	< 0.72	
sec-Butylbenzene	NE	NE		< 0.15	< 0.15	< 0.15	< 0.3	< 0.30	< 0.30	< 0.15	< 0.40	< 0.3	< 0.3	< 0.75	< 0.75	< 0.75	< 0.75	< 0.80	
Styrene	10	100		< 0.1	< 0.1	< 0.1	< 0.2	< 0.20	< 0.20	< 0.10	< 0.39	< 0.2	< 0.2	< 0.5	< 0.5	< 0.50	< 0.50	< 0.77	
tert-Butylbenzene	NE	NE		< 0.14	< 0.14	< 0.14	< 0.28	< 0.28	< 0.28	< 0.14	< 0.40	< 0.28	< 0.28	< 0.7	< 0.7	< 0.70	< 0.70	< 0.80	
Tetrachloroethene	0.5	5		230	440	660	690	890	930	790	850	1100	1900	2100	1800	2000	2300	1700	2200
Toluene	160	800		< 0.11	< 0.11	< 0.11	< 0.22	< 0.22	< 0.22	< 0.11	< 0.15	< 0.22	< 0.22	< 0.55	< 0.55	< 0.55	< 0.55	< 0.30	
trans-1,2-Dichloroethene	20	100		< 0.25	< 0.25	0.51 J	< 0.5	1.2 J	< 0.50	< 0.25	0.54 J	1.3 J	1.7 J	< 1.3	< 1.3	< 1.3	< 1.3	1.6 J	
Trichloroethene	0.5	5		16	41	65	72	92	93	74	83	160	210	220	190	210	280	190	220
Vinyl chloride	0.02	0.2		< 0.1	< 0.1	< 0.1	< 0.2	< 0.20	0.46 J	< 0.10	< 0.20	< 0.2	1	1.9 J	< 0.5	< 0.50	1.6 J	< 0.41	
Xylenes, Total	400	2000		< 0.068	< 0.068	< 0.068	< 0.14	< 0.14	< 0.14	< 0.068	< 0.22	< 0.14	< 0.14	< 0.34	< 0.34	< 0.34	< 0.34	< 0.44	
Total PCBs																			
Aroclor-1016	0.003	0.03		NA	NA	NA	NA	NA	NA	NA	NA	NA	NA	NA	NA	NA	NA	NA	
Aroclor-1232	0.003	0.03		NA	NA	NA	NA	NA	NA	NA	NA	NA	NA	NA	NA	NA	NA	NA	
Aroclor-1242	0.003	0.03		NA	NA	NA	NA	NA	NA	NA	NA	NA	NA	NA	NA	NA	NA	NA	
Total Detected PCBs	NE	NE		NA	NA	NA	NA	NA	NA	NA	NA	NA	NA	NA	NA	NA	NA	NA	
Dissolved PCBs																			
Aroclor-1016	0.003	0.03		NA	NA	NA	NA	NA	NA	NA	NA	NA	NA	NA	NA	NA	NA	NA	
Aroclor-1232	0.003	0.003		NA	NA	NA	NA	NA	NA	NA	NA	NA	NA	NA	NA	NA	NA	NA	
Aroclor-1242	0.003	0.003		NA	NA	NA	NA	NA	NA	NA	NA	NA	NA	NA	NA	NA	NA	NA	
Total Detected PCBs	NE	NE		NA	NA	NA	NA	NA	NA	NA	NA	NA	NA	NA	NA	NA	NA	NA	

Notes on Page 51.

Table 11
Groundwater Analytical Results Summary
Madison-Kipp Corporation
Madison, Wisconsin

Well ID	Screen Interval (feet bgs)	Preventive Action Limit	Enforcement Standard	MP-15	MP-15	MP-15	MP-15	MP-15	MP-15	MP-15	MP-15	MP-15	MP-15	MP-15	MP-15	MP-15	MP-15	MP-15	
				142 - 146 ft	142 - 146 ft	142 - 146 ft	142 - 146 ft	142 - 146 ft	142 - 146 ft	142 - 146 ft	142 - 146 ft	142 - 146 ft	142 - 146 ft	142 - 146 ft	142 - 146 ft	142 - 146 ft	142 - 146 ft	142 - 146 ft	142 - 146 ft
Sample Date				01/22/2013	04/15/2013	07/22/2013	10/08/2013	04/15/2014	10/16/2014	04/14/2015	10/15/2015	01/22/2013	04/15/2013	07/22/2013	10/08/2013	04/15/2014	10/16/2014	04/14/2015	10/15/2015
VOCs																			
1,1,1,2-Tetrachloroethane	7	70		< 0.25	< 0.25	< 0.25	< 0.5	< 0.50	< 0.50	< 0.50	< 0.92	< 0.25	< 0.25	< 0.25	< 0.25	< 0.25	< 0.25	< 0.25	< 0.46
1,1,1-Trichloroethane	40	200		< 0.2	< 0.2	< 0.2	< 0.4	< 0.40	< 0.40	< 0.40	< 0.76	< 0.2	< 0.2	< 0.2	< 0.2	< 0.20	< 0.20	< 0.20	< 0.38
1,1,2-Trichloroethane	0.5	5		< 0.28	< 0.28	< 0.28	< 0.56	< 0.56	< 0.56	< 0.56	< 0.70	< 0.28	< 0.28	< 0.28	< 0.28	< 0.28	< 0.28	< 0.28	< 0.35
1,1-Dichloroethene	0.7	7		< 0.31	< 0.31	< 0.31	< 0.62	< 0.62	< 0.62	< 0.62	< 0.78	< 0.31	< 0.31	< 0.31	< 0.31	< 0.31	< 0.31	< 0.31	< 0.39
1,2,4-Trimethylbenzene	96	480		< 0.14	< 0.14	< 0.14	< 0.28	< 0.28	< 0.28	< 0.28	< 0.72	< 0.14	< 0.14	< 0.14	< 0.14	< 0.14	< 0.14	< 0.14	< 0.36
1,2-Dibromoethane	0.005	0.05		< 0.36	< 0.36	< 0.36	< 0.72	< 0.72	< 0.72	< 0.72	< 0.77	< 0.36	< 0.36	< 0.36	< 0.36	< 0.36	< 0.36	< 0.36	< 0.39
1,2-Dichlorobenzene	60	600		< 0.27	< 0.27	< 0.27	< 0.54	< 0.54	< 0.54	< 0.54	< 0.67	< 0.27	< 0.27	< 0.27	< 0.27	< 0.27	< 0.27	< 0.27	< 0.33
1,2-Dichloropropane	0.5	5		< 0.2	< 0.2	< 0.2	< 0.4	< 0.40	< 0.40	< 0.40	< 0.86	< 0.2	< 0.2	< 0.2	< 0.2	< 0.20	< 0.20	< 0.20	< 0.43
1,2,3-Trichlorobenzene	NE	NE		< 0.24	< 0.24	< 0.24	< 0.48	< 0.48	< 0.48	< 0.48	< 0.92	< 0.24	< 0.24	< 0.24	< 0.24	< 0.24	< 0.24	< 0.24	< 0.46
1,2,4-Trichlorobenzene	14	70		< 0.31	< 0.31	< 0.31	< 0.62	< 0.62	< 0.62	< 0.62	< 0.68	< 0.31	< 0.31	< 0.31	< 0.31	< 0.31	< 0.31	< 0.31	< 0.34
1,3,5-Trimethylbenzene	96	480		< 0.18	< 0.18	< 0.18	< 0.36	< 0.36	< 0.36	< 0.36	< 0.51	< 0.18	< 0.18	< 0.18	< 0.18	< 0.18	< 0.18	< 0.18	< 0.25
2-Butanone (MEK)	800	4000		NA	NA	NA	NA	NA	NA	NA	NA	NA	NA	NA	NA	NA	NA	NA	NA
2-Hexanone	NE	NE		NA	NA	NA	NA	NA	NA	NA	NA	NA	NA	NA	NA	NA	NA	NA	NA
Acetone	1800	9000		NA	NA	NA	NA	NA	NA	NA	NA	NA	NA	NA	NA	NA	NA	NA	NA
Benzene	0.5	5		< 0.074	< 0.074	< 0.074	< 0.15	< 0.15	0.37 J	< 0.15	< 0.29	< 0.074	< 0.074	< 0.074	< 0.074	< 0.074	0.23 J	< 0.074	< 0.15
Bromodichloromethane	0.06	0.6		< 0.17	< 0.17	< 0.17	< 0.34	< 0.34	< 0.34	< 0.34	< 0.74	< 0.17	< 0.17	< 0.17	< 0.17	< 0.17	< 0.17	< 0.17	< 0.37
Bromoform	0.44	4.4		< 0.28	< 0.28	< 0.28	< 0.56	< 0.56	< 0.56	< 0.56	< 0.97	< 0.28	< 0.28	< 0.28	< 0.28	< 0.28	< 0.28	< 0.28	< 0.48
Bromomethane	1	10		< 0.31	< 0.31	< 0.31	< 0.62	< 0.62	< 0.62	< 0.62	< 1.6	< 0.31	< 0.31	< 0.31	< 0.31	< 0.31	< 0.31	< 0.31	< 0.80
Carbon disulfide	200	1000		NA	NA	NA	NA	NA	NA	NA	NA	NA	NA	NA	NA	NA	NA	NA	NA
Carbon tetrachloride	0.5	5		< 0.26	< 0.26	< 0.26	< 0.52	< 0.52	< 0.52	< 0.52	< 0.77	< 0.26	< 0.26	< 0.26	< 0.26	< 0.26	< 0.26	< 0.26	< 0.38
Chloroform	0.6	6		< 0.2	< 0.2	< 0.2	< 0.4	< 0.40	< 0.40	< 0.40	< 0.74	< 0.2	< 0.2	< 0.2	< 0.2	< 0.20	< 0.20	< 0.20	< 0.37
Chloromethane	3	30		< 0.18	< 0.18	< 0.18	< 0.36	< 0.36	< 0.36	< 0.36	< 0.64	< 0.18	< 0.18	< 0.18	< 0.18	< 0.18	< 0.18	< 0.18	< 0.32
cis-1,2-Dichloroethene	7	70		9.7	75	110	140	140	150	140	190	9.5	6.7	6.0	16	17	31	33	5.2
Dichlorodifluoromethane	200	1000		< 0.2	< 0.2	< 0.2	< 0.4	< 0.40	< 0.40	< 0.40	< 1.1	< 0.2	< 0.2	< 0.2	< 0.2	< 0.20	< 0.20	< 0.20	< 0.54
Ethylbenzene	140	700		< 0.13	< 0.13	< 0.13	< 0.26	< 0.26	< 0.26	< 0.26	< 0.37	< 0.13	< 0.13	< 0.13	< 0.13	< 0.13	< 0.13	< 0.13	< 0.18
Isopropylbenzene	NE	NE		< 0.14	< 0.14	< 0.14	< 0.28	< 0.28	< 0.28	< 0.28	< 0.77	< 0.14	< 0.14	< 0.14	< 0.14	< 0.14	< 0.14	< 0.14	< 0.39
m,p-Xylene	400	2000		NA	NA	NA	NA	NA	NA	NA	NA	NA	NA	NA	NA	NA	NA	NA	NA
Methyl tert-butyl ether	12	60		2.0	< 0.24	< 0.24	< 0.48	< 0.48	< 0.48	< 0.48	< 0.79	2.5	1.6	0.86 J	0.90 J	< 0.24	< 0.24	< 0.24	< 0.39
Methylene chloride	0.5	5		< 0.68	< 0.68	< 0.68	< 1.4	< 1.4	< 1.4	< 1.4	< 3.3	< 0.68	< 0.68	< 0.68	< 0.68	< 0.68	< 0.68	< 0.68	< 1.6
Naphthalene	10	100		< 0.16	< 0.16	< 0.16	< 0.32	< 0.32	< 0.32	< 0.32	< 0.67	< 0.16	< 0.16	< 0.16	< 0.16	< 0.16	< 0.16	< 0.16	< 0.34
n-Butylbenzene	NE	NE		< 0.13	< 0.13	< 0.13	< 0.26	< 0.26	< 0.26	< 0.26	< 0.78	< 0.13	< 0.13	< 0.13	< 0.13	< 0.13	< 0.13	< 0.13	< 0.39
n-Propylbenzene	NE	NE		< 0.13	< 0.13	< 0.13	< 0.26	< 0.26	< 0.26	< 0.26	< 0.83	< 0.13	< 0.13	< 0.13	< 0.13	< 0.13	< 0.13	< 0.13	< 0.41
o-Xylene	400	2000		NA	NA	NA	NA	NA	NA	NA	NA	NA	NA	NA	NA	NA	NA	NA	NA
p-Isopropyltoluene	NE	NE		< 0.17	< 0.17	< 0.17	< 0.34	< 0.34	< 0.34	< 0.34	< 0.72	< 0.17	< 0.17	< 0.17	< 0.17	< 0.17	< 0.17	< 0.17	< 0.36
sec-Butylbenzene	NE	NE		< 0.15	< 0.15	< 0.15	< 0.3	< 0.30	< 0.30	< 0.30	< 0.80	< 0.15	< 0.15	< 0.15	< 0.15	< 0.15	< 0.15	< 0.15	< 0.40
Styrene	10	100		< 0.1	< 0.1	< 0.1	< 0.2	< 0.20	< 0.20	< 0.20	< 0.77	< 0.1	< 0.1	< 0.1	< 0.1	< 0.10	< 0.10	< 0.10	< 0.39
tert-Butylbenzene	NE	NE		< 0.14	< 0.14	< 0.14	< 0.28	< 0.28	< 0.28	< 0.28	< 0.80	< 0.14	< 0.14	< 0.14	< 0.14	< 0.14	< 0.14	< 0.14	< 0.40
Tetrachloroethene	0.5	5		170	580	640	840	970	1000	970	1100	240	140	110	100	73	86	130	38
Toluene	160	800		< 0.11	< 0.11	< 0.11	< 0.22	< 0.22	< 0.22	< 0.22	< 0.30	< 0.11	< 0.11	< 0.11	< 0.11	< 0.11	< 0.11	< 0.11	< 0.15
trans-1,2-Dichloroethene	20	100		< 0.25	0.86 J	0.97 J	1.4 J	1.5 J	1.3 J	< 0.50	1.4 J	< 0.25	< 0.25	< 0.25	< 0.25	< 0.25	< 0.25	< 0.25	< 0.35
Trichloroethene	0.5	5		14	78	100	130	130	140	130	170	17	12	7.7	12	12	21	26	5.8
Vinyl chloride	0.02	0.2		< 0.1	0.39 J	0.58	0.76 J	< 0.20	0.72 J	< 0.20	< 0.41	< 0.1	< 0.1	< 0.1	0.34 J	< 0.10	0.39 J	< 0.10	< 0.20
Xylenes, Total	400	2000		< 0.068	< 0.068	< 0.068	< 0.14	< 0.14	< 0.14	< 0.14	< 0.44	< 0.068	< 0.068	< 0.068	< 0.068	< 0.068	< 0.068	< 0.068	< 0.22
Total PCBs																			
Aroclor-1016	0.003	0.03		NA	NA	NA	NA	NA	NA	NA	NA	NA	NA	NA	NA	NA	NA	NA	NA
Aroclor-1232	0.003	0.03		NA	NA	NA	NA	NA	NA	NA	NA	NA	NA	NA	NA	NA	NA	NA	NA
Aroclor-1242	0.003	0.03		NA	NA	NA	NA	NA	NA	NA	NA	NA	NA	NA	NA	NA	NA	NA	NA
Total Detected PCBs	NE	NE		NA	NA	NA	NA	NA	NA	NA	NA	NA	NA	NA	NA	NA	NA	NA	NA
Dissolved PCBs																			
Aroclor-1016	0.003	0.03		NA	NA	NA	NA	NA	NA	NA	NA	NA	NA	NA	NA	NA	NA	NA	NA
Aroclor-1232	0.003	0.003		NA	NA	NA	NA	NA	NA	NA	NA	NA	NA	NA	NA	NA	NA	NA	NA
Aroclor-1242	0.003	0.003		NA	NA	NA	NA	NA	NA	NA	NA	NA	NA	NA	NA	NA	NA	NA	NA
Total Detected PCBs	NE	NE		NA	NA	NA	NA	NA	NA	NA	NA	NA	NA	NA	NA	NA	NA	NA	NA

Notes on Page 51.

Table 11
Groundwater Analytical Results Summary
Madison-Kipp Corporation
Madison, Wisconsin

Well ID	Preventive	Enforcement	MP-16	MP-16	MP-16	MP-16	MP-16	MP-16	MP-16	MP-16	MP-16	MP-16	MP-16	MP-16	MP-16	MP-16	
Screen Interval (feet bgs)	Action Limit	Standard	80 - 84 ft	80 - 84 ft	80 - 84 ft	80 - 84 ft	80 - 84 ft	80 - 84 ft	80 - 84 ft	106 - 116 ft	106 - 116 ft	106 - 116 ft	106 - 116 ft	106 - 116 ft	106 - 116 ft	106 - 116 ft	
Sample Date			01/22/2013	04/16/2013	07/23/2013	10/09/2013	04/15/2014	10/16/2014		01/22/2013	04/16/2013	07/23/2013	10/09/2013	04/15/2014	10/16/2014	04/13/2015	10/15/2015
VOCs																	
1,1,1,2-Tetrachloroethane	7	70	< 0.25	< 0.25	< 0.25	< 0.25	< 0.25	< 0.25	< 0.25	< 0.25	< 0.25	< 0.25	< 0.25	< 0.25	< 0.25	< 0.25	< 0.46
1,1,1-Trichloroethane	40	200	< 0.2	< 0.2	< 0.2	< 0.2	< 0.20	< 0.20	< 0.2	< 0.2	< 0.2	< 0.2	< 0.2	< 0.20	< 0.20	< 0.20	< 0.38
1,1,2-Trichloroethane	0.5	5	< 0.28	< 0.28	< 0.28	< 0.28	< 0.28	< 0.28	< 0.28	< 0.28	< 0.28	< 0.28	< 0.28	< 0.28	< 0.28	< 0.28	< 0.35
1,1-Dichloroethene	0.7	7	< 0.31	< 0.31	< 0.31	< 0.31	< 0.31	< 0.31	< 0.31	< 0.31	< 0.31	< 0.31	< 0.31	< 0.31	< 0.31	< 0.31	< 0.39
1,2,4-Trimethylbenzene	96	480	< 0.14	< 0.14	< 0.14	< 0.14	< 0.14	< 0.14	< 0.14	< 0.14	< 0.14	< 0.14	< 0.14	< 0.14	< 0.14	< 0.14	< 0.36
1,2-Dibromoethane	0.005	0.05	< 0.36	< 0.36	< 0.36	< 0.36	< 0.36	< 0.36	< 0.36	< 0.36	< 0.36	< 0.36	< 0.36	< 0.36	< 0.36	< 0.36	< 0.39
1,2-Dichlorobenzene	60	600	< 0.27	< 0.27	< 0.27	< 0.27	< 0.27	< 0.27	< 0.27	< 0.27	< 0.27	< 0.27	< 0.27	< 0.27	< 0.27	< 0.27	< 0.33
1,2-Dichloropropane	0.5	5	< 0.2	< 0.2	< 0.2	< 0.2	< 0.20	< 0.20	< 0.2	< 0.2	< 0.2	< 0.2	< 0.2	< 0.20	< 0.20	< 0.20	< 0.43
1,2,3-Trichlorobenzene	NE	NE	< 0.24	< 0.24	< 0.24	< 0.24	< 0.24	< 0.24	< 0.24	< 0.24	< 0.24	< 0.24	< 0.24	< 0.24	< 0.24	< 0.24	< 0.46
1,2,4-Trichlorobenzene	14	70	< 0.31	< 0.31	< 0.31	< 0.31	< 0.31	< 0.31	< 0.31	< 0.31	< 0.31	< 0.31	< 0.31	< 0.31	< 0.31	< 0.31	< 0.34
1,3,5-Trimethylbenzene	96	480	< 0.18	< 0.18	< 0.18	< 0.18	< 0.18	< 0.18	< 0.18	< 0.18	< 0.18	< 0.18	< 0.18	< 0.18	< 0.18	< 0.18	< 0.25
2-Butanone (MEK)	800	4000	NA	NA	NA	NA	NA	NA	NA	NA	NA	NA	NA	NA	NA	NA	NA
2-Hexanone	NE	NE	NA	NA	NA	NA	NA	NA	NA	NA	NA	NA	NA	NA	NA	NA	NA
Acetone	1800	9000	NA	NA	NA	NA	NA	NA	NA	NA	NA	NA	NA	NA	NA	NA	NA
Benzene	0.5	5	< 0.074	< 0.074	< 0.074	< 0.074	< 0.074	< 0.074	< 0.074	< 0.074	< 0.074	< 0.074	< 0.074	< 0.074	< 0.074	< 0.074	< 0.15
Bromodichloromethane	0.06	0.6	< 0.17	< 0.17	< 0.17	< 0.17	< 0.17	< 0.17	< 0.17	< 0.17	< 0.17	< 0.17	< 0.17	< 0.17	< 0.17	< 0.17	< 0.37
Bromoform	0.44	4.4	< 0.28	< 0.28	< 0.28	< 0.28	< 0.28	< 0.28	< 0.28	< 0.28	< 0.28	< 0.28	< 0.28	< 0.28	< 0.28	< 0.28	< 0.48
Bromomethane	1	10	< 0.31	< 0.31	< 0.31	< 0.31	< 0.31	< 0.31	< 0.31	< 0.31	< 0.31	< 0.31	< 0.31	< 0.31	< 0.31	< 0.31	< 0.80
Carbon disulfide	200	1000	NA	NA	NA	NA	NA	NA	NA	NA	NA	NA	NA	NA	NA	NA	NA
Carbon tetrachloride	0.5	5	< 0.26	< 0.26	< 0.26	< 0.26	< 0.26	< 0.26	< 0.26	< 0.26	< 0.26	< 0.26	< 0.26	< 0.26	< 0.26	< 0.26	< 0.38
Chloroform	0.6	6	< 0.2	< 0.2	< 0.2	< 0.2	< 0.20	< 0.20	< 0.2	< 0.2	< 0.2	< 0.2	< 0.2	< 0.20	< 0.20	< 0.20	< 0.37
Chloromethane	3	30	< 0.18	< 0.18	< 0.18	< 0.18	< 0.18	< 0.18	< 0.18	< 0.18	< 0.18	< 0.18	< 0.18	< 0.18	< 0.18	< 0.18	< 0.32
cis-1,2-Dichloroethene	7	70	< 0.12	< 0.12	< 0.12	< 0.12	< 0.12	< 0.12	2.6	5.8	9.5	10	5.4	10	6.4	7	
Dichlorodifluoromethane	200	1000	< 0.2	< 0.2	< 0.2 *	< 0.2	< 0.20	< 0.20	< 0.2	< 0.2	< 0.2 *	< 0.2	< 0.20	< 0.20	< 0.20	< 0.20	< 0.54
Ethylbenzene	140	700	< 0.13	< 0.13	< 0.13	< 0.13	< 0.13	< 0.13	< 0.13	< 0.13	< 0.13	< 0.13	< 0.13	< 0.13	< 0.13	< 0.13	< 0.18
Isopropylbenzene	NE	NE	< 0.14	< 0.14	< 0.14	< 0.14	< 0.14	< 0.14	< 0.14	< 0.14	< 0.14	< 0.14	< 0.14	< 0.14	< 0.14	< 0.14	< 0.39
m,p-Xylene	400	2000	NA	NA	NA	NA	NA	NA	NA	NA	NA	NA	NA	NA	NA	NA	NA
Methyl tert-butyl ether	12	60	< 0.24	< 0.24	< 0.24	< 0.24	< 0.24	< 0.24	< 0.24	< 0.24	< 0.24	< 0.24	< 0.24	< 0.24	< 0.24	< 0.24	< 0.39
Methylene chloride	0.5	5	< 0.68	< 0.68	< 0.68	< 0.68	< 0.68	< 0.68	< 0.68	< 0.68	< 0.68	< 0.68	< 0.68	< 0.68	< 0.68	< 0.68	< 1.6
Naphthalene	10	100	< 0.16	< 0.16	< 0.16	< 0.16	< 0.16	< 0.16	< 0.16	< 0.16	< 0.16	< 0.16	< 0.16	< 0.16	< 0.16	< 0.16	< 0.34
n-Butylbenzene	NE	NE	< 0.13	< 0.13	< 0.13	< 0.13	< 0.13	< 0.13	< 0.13	< 0.13	< 0.13	< 0.13	< 0.13	< 0.13	< 0.13	< 0.13	< 0.39
n-Propylbenzene	NE	NE	< 0.13	< 0.13	< 0.13	< 0.13	< 0.13	< 0.13	< 0.13	< 0.13	< 0.13	< 0.13	< 0.13	< 0.13	< 0.13	< 0.13	< 0.41
o-Xylene	400	2000	NA	NA	NA	NA	NA	NA	NA	NA	NA	NA	NA	NA	NA	NA	NA
p-Isopropyltoluene	NE	NE	< 0.17	< 0.17	< 0.17	< 0.17	< 0.17	< 0.17	< 0.17	< 0.17	< 0.17	< 0.17	< 0.17	< 0.17	< 0.17	< 0.17	< 0.36
sec-Butylbenzene	NE	NE	< 0.15	< 0.15	< 0.15	< 0.15	< 0.15	< 0.15	< 0.15	< 0.15	< 0.15	< 0.15	< 0.15	< 0.15	< 0.15	< 0.15	< 0.40
Styrene	10	100	< 0.1	< 0.1	< 0.1	< 0.1	< 0.10	< 0.10	< 0.1	< 0.1	< 0.1	< 0.1	< 0.10	< 0.10	< 0.10	< 0.10	< 0.39
tert-Butylbenzene	NE	NE	< 0.14	< 0.14	< 0.14	< 0.14	< 0.14	< 0.14	< 0.14	< 0.14	< 0.14	< 0.14	< 0.14	< 0.14	< 0.14	< 0.14	< 0.40
Tetrachloroethene	0.5	5	0.76 J	< 0.17	< 0.17	0.76 J	0.56 J	< 0.17	23	330	90	94	330	110	120	120	89
Toluene	160	800	< 0.11	< 0.11	< 0.11	< 0.11	< 0.11	< 0.11	< 0.11	< 0.11	< 0.11	< 0.11	< 0.11	< 0.11	< 0.11	< 0.11	< 0.15
trans-1,2-Dichloroethene	20	100	< 0.25	< 0.25	< 0.25	< 0.25	< 0.25	< 0.25	< 0.25	< 0.25	< 0.25	< 0.25	< 0.25	< 0.25	< 0.25	< 0.25	< 0.35
Trichloroethene	0.5	5	< 0.19	< 0.19	< 0.19	< 0.19	< 0.19	< 0.19	3.8	44	12	13	30	16	12	10	
Vinyl chloride	0.02	0.2	< 0.1	< 0.1	< 0.1	< 0.1	< 0.10	< 0.10	< 0.1	< 0.1	< 0.1	< 0.1	< 0.10	< 0.10	< 0.10	< 0.10	< 0.20
Xylenes, Total	400	2000	< 0.068	< 0.068	< 0.068	< 0.068	< 0.068	< 0.068	< 0.068	< 0.068	< 0.068	< 0.068	< 0.068	< 0.068	< 0.068	< 0.068	< 0.22
Total PCBs																	
Aroclor-1016	0.003	0.03	NA	NA	NA	NA	NA	NA	NA	NA	NA	NA	NA	NA	NA	NA	NA
Aroclor-1232	0.003	0.03	NA	NA	NA	NA	NA	NA	NA	NA	NA	NA	NA	NA	NA	NA	NA
Aroclor-1242	0.003	0.03	NA	NA	NA	NA	NA	NA	NA	NA	NA	NA	NA	NA	NA	NA	NA
Total Detected PCBs	NE	NE	NA	NA	NA	NA	NA	NA	NA	NA	NA	NA	NA	NA	NA	NA	NA
Dissolved PCBs																	
Aroclor-1016	0.003	0.03	NA	NA	NA	NA	NA	NA	NA	NA	NA	NA	NA	NA	NA	NA	NA
Aroclor-1232	0.003	0.003	NA	NA	NA	NA	NA	NA	NA	NA	NA	NA	NA	NA	NA	NA	NA
Aroclor-1242	0.003	0.003	NA	NA	NA	NA	NA	NA	NA	NA	NA	NA	NA	NA	NA	NA	NA
Total Detected PCBs	NE	NE	NA	NA	NA	NA	NA	NA	NA	NA	NA	NA	NA	NA	NA	NA	NA

Notes on Page 51.

Table 11
Groundwater Analytical Results Summary
Madison-Kipp Corporation
Madison, Wisconsin

Well ID	Screen Interval (feet bgs)	Preventive Action Limit	Enforcement Standard	MP-16	MP-16	MP-16	MP-16	MP-16	MP-16	MP-16	MP-16	MP-16	MP-16	MP-16	MP-16	MP-16	MP-16	MP-16	MP-16	MP-16	
				140 - 144 ft	140 - 144 ft	140 - 144 ft	140 - 144 ft	140 - 144 ft	140 - 144 ft	140 - 144 ft	140 - 144 ft	140 - 144 ft	140 - 144 ft	140 - 144 ft	140 - 144 ft	140 - 144 ft	175 - 179 ft	175 - 179 ft	175 - 179 ft	175 - 179 ft	175 - 179 ft
Sample Date				01/22/2013	04/16/2013	07/23/2013	10/09/2013	04/15/2014	10/16/2014	04/13/2015	10/15/2015	01/20/2016	04/19/2016	01/22/2013	04/16/2013	07/23/2013	10/09/2013	04/15/2014	10/16/2014	04/13/2015	10/15/2015
VOCs																					
1,1,1,2-Tetrachloroethane	7	70		< 0.25	< 0.25	< 0.25	< 0.25	< 0.25	< 0.25	< 0.25	< 0.46	< 0.11	< 0.22	< 0.25	< 0.25	< 0.25	< 0.25	< 0.25	< 0.25	< 0.25	< 0.46
1,1,1-Trichloroethane	40	200		< 0.2	< 0.2	< 0.2	< 0.2	< 0.20	< 0.20	< 0.20	< 0.38	< 0.10	< 0.20	< 0.2	< 0.2	< 0.2	< 0.2	< 0.20	< 0.20	< 0.20	< 0.38
1,1,2-Trichloroethane	0.5	5		< 0.28	< 0.28	< 0.28	< 0.28	< 0.28	< 0.28	< 0.28	< 0.35	< 0.10	< 0.20	< 0.28	< 0.28	< 0.28	< 0.28	< 0.28	< 0.28	< 0.28	< 0.35
1,1-Dichloroethene	0.7	7		< 0.31	< 0.31	< 0.31	< 0.31	< 0.31	< 0.31	< 0.31	< 0.39	< 0.14	< 0.28	< 0.31	< 0.31	< 0.31	< 0.31	< 0.31	< 0.31	< 0.31	< 0.39
1,2,4-Trimethylbenzene	96	480		< 0.14	< 0.14	< 0.14	< 0.14	< 0.14	< 0.14	< 0.14	< 0.36	< 0.060	< 0.12	< 0.14	< 0.14	< 0.14	< 0.14	< 0.14	< 0.14	< 0.14	< 0.36
1,2-Dibromoethane	0.005	0.05		< 0.36	< 0.36	< 0.36	< 0.36	< 0.36	< 0.36	< 0.36	< 0.39	< 0.13	< 0.26	< 0.36	< 0.36	< 0.36	< 0.36	< 0.36	< 0.36	< 0.36	< 0.39
1,2-Dichlorobenzene	60	600		< 0.27	< 0.27	< 0.27	< 0.27	< 0.27	< 0.27	< 0.27	< 0.33	< 0.076	< 0.15	< 0.27	< 0.27	< 0.27	< 0.27	< 0.27	< 0.27	< 0.27	< 0.33
1,2-Dichloropropane	0.5	5		< 0.2	< 0.2	< 0.2	< 0.2	< 0.20	< 0.20	< 0.20	< 0.43	< 0.10	< 0.20	< 0.2	< 0.2	< 0.2	< 0.2	< 0.20	< 0.20	< 0.20	< 0.43
1,2,3-Trichlorobenzene	NE	NE		< 0.24	< 0.24	< 0.24	< 0.24	< 0.24	< 0.24	< 0.24	< 0.46	< 0.045	< 0.090	< 0.24	< 0.24	< 0.24	< 0.24	< 0.24	< 0.24	< 0.24	< 0.46
1,2,4-Trichlorobenzene	14	70		< 0.31	< 0.31	< 0.31	< 0.31	< 0.31	< 0.31	< 0.31	< 0.34	< 0.077	< 0.15	< 0.31	< 0.31	< 0.31	< 0.31	< 0.31	< 0.31	< 0.31	< 0.34
1,3,5-Trimethylbenzene	96	480		< 0.18	< 0.18	< 0.18	< 0.18	< 0.18	< 0.18	< 0.18	< 0.25	< 0.075	< 0.15	< 0.18	< 0.18	< 0.18	< 0.18	< 0.18	< 0.18	< 0.18	< 0.25
2-Butanone (MEK)	800	4000		NA	NA	NA	NA	NA	NA	NA	NA	< 3.0	< 6.0	NA	NA	NA	NA	NA	NA	NA	NA
2-Hexanone	NE	NE		NA	NA	NA	NA	NA	NA	NA	NA	2.2 J	< 1.9	NA	NA	NA	NA	NA	NA	NA	NA
Acetone	1800	9000		NA	NA	NA	NA	NA	NA	NA	NA	< 3.4	< 6.8	NA	NA	NA	NA	NA	NA	NA	NA
Benzene	0.5	5		< 0.074	< 0.074	< 0.074	< 0.074	< 0.074	< 0.074	< 0.074	< 0.15	< 0.089	< 0.18	< 0.074	< 0.074	< 0.074	< 0.074	< 0.074	< 0.074	< 0.074	< 0.15
Bromodichloromethane	0.06	0.6		< 0.17	< 0.17	< 0.17	< 0.17	< 0.17	< 0.17	< 0.17	< 0.37	< 0.077	< 0.15	< 0.17	< 0.17	< 0.17	< 0.17	< 0.17	< 0.17	< 0.17	< 0.37
Bromoform	0.44	4.4		< 0.28	< 0.28	< 0.28	< 0.28	< 0.28	< 0.28	< 0.28	< 0.48	< 0.088	< 0.18	< 0.28	< 0.28	< 0.28	< 0.28	< 0.28	< 0.28	< 0.28	< 0.48
Bromomethane	1	10		< 0.31	< 0.31	< 0.31	< 0.31	< 0.31	< 0.31	< 0.31	< 0.80	< 0.59	< 1.2	< 0.31	< 0.31	< 0.31	< 0.31	< 0.31	< 0.31	< 0.31	< 0.80
Carbon disulfide	200	1000		NA	NA	NA	NA	NA	NA	NA	NA	< 0.053	< 0.11	NA	NA	NA	NA	NA	NA	NA	NA
Carbon tetrachloride	0.5	5		< 0.26	< 0.26	< 0.26	< 0.26	< 0.26	< 0.26	< 0.26	< 0.38	< 0.038	< 0.076	< 0.26	< 0.26	< 0.26	< 0.26	< 0.26	< 0.26	< 0.26	< 0.38
Chloroform	0.6	6		< 0.2	< 0.2	< 0.2	< 0.2	< 0.20	< 0.20	< 0.20	< 0.37	< 0.062	< 0.12	< 0.2	< 0.2	< 0.2	< 0.2	< 0.20	< 0.20	< 0.20	< 0.37
Chloromethane	3	30		< 0.18	< 0.18	< 0.18	< 0.18	< 0.18	< 0.18	< 0.18	< 0.32	< 0.16	< 0.32	< 0.18	< 0.18	< 0.18	< 0.18	< 0.18	< 0.18	< 0.18	< 0.32
cis-1,2-Dichloroethene	7	70		1.9	1.2	< 0.12	< 0.12	1.4	1.4	1.2	1.2	1.2	1.2	1.9	0.99 J	< 0.12	< 0.12	< 0.12	< 0.12	< 0.12	< 0.41
Dichlorodifluoromethane	200	1000		< 0.2	< 0.2	< 0.2 *	< 0.2	< 0.20	< 0.20	< 0.20	< 0.54	< 0.11	< 0.22	< 0.2	< 0.2	< 0.2 *	< 0.2	< 0.20	< 0.20	< 0.20	< 0.54
Ethylbenzene	140	700		< 0.13	< 0.13	< 0.13	< 0.13	< 0.13	< 0.13	< 0.13	< 0.18	< 0.054	< 0.11	< 0.13	< 0.13	< 0.13	< 0.13	< 0.13	< 0.13	< 0.13	< 0.18
Isopropylbenzene	NE	NE		< 0.14	< 0.14	< 0.14	< 0.14	< 0.14	< 0.14	< 0.14	< 0.39	< 0.081	< 0.16	< 0.14	< 0.14	< 0.14	< 0.14	< 0.14	< 0.14	< 0.14	< 0.39
m,p-Xylene	400	2000		NA	NA	NA	NA	NA	NA	NA	NA	< 0.057	< 0.11	NA	NA	NA	NA	NA	NA	NA	NA
Methyl tert-butyl ether	12	60		< 0.24	< 0.24	< 0.24	< 0.24	< 0.24	< 0.24	< 0.24	< 0.39	< 0.14	< 0.28	< 0.24	< 0.24	< 0.24	< 0.24	< 0.24	< 0.24	< 0.24	< 0.39
Methylene chloride	0.5	5		< 0.68	< 0.68	< 0.68	< 0.68	< 0.68	< 0.68	< 0.68	< 1.6	0.35 J	< 0.28	< 0.68	< 0.68	< 0.68	< 0.68	< 0.68	< 0.68	< 0.68	< 1.6
Naphthalene	10	100		< 0.16	< 0.16	< 0.16	< 0.16	< 0.16	< 0.16	< 0.16	< 0.34	< 0.088	< 0.18	< 0.16	< 0.16	< 0.16	< 0.16	< 0.16	< 0.16	< 0.16	< 0.34
n-Butylbenzene	NE	NE		< 0.13	< 0.13	< 0.13	< 0.13	< 0.13	< 0.13	< 0.13	< 0.39	< 0.14	< 0.28	< 0.13	< 0.13	< 0.13	< 0.13	< 0.13	< 0.13	< 0.13	< 0.39
n-Propylbenzene	NE	NE		< 0.13	< 0.13	< 0.13	< 0.13	< 0.13	< 0.13	< 0.13	< 0.41	< 0.10	< 0.20	< 0.13	< 0.13	< 0.13	< 0.13	< 0.13	< 0.13	< 0.13	< 0.41
o-Xylene	400	2000		NA	NA	NA	NA	NA	NA	NA	NA	< 0.058	< 0.12	NA	NA	NA	NA	NA	NA	NA	NA
p-Isopropyltoluene	NE	NE		< 0.17	< 0.17	< 0.17	< 0.17	< 0.17	< 0.17	< 0.17	< 0.36	< 0.085	< 0.17	< 0.17	< 0.17	< 0.17	< 0.17	< 0.17	< 0.17	< 0.17	< 0.36
sec-Butylbenzene	NE	NE		< 0.15	< 0.15	< 0.15	< 0.15	< 0.15	< 0.15	< 0.15	< 0.40	< 0.13	< 0.26	< 0.15	< 0.15	< 0.15	< 0.15	< 0.15	< 0.15	< 0.15	< 0.40
Styrene	10	100		< 0.1	< 0.1	< 0.1	< 0.1	< 0.10	< 0.10	< 0.10	< 0.39	< 0.065	< 0.13	< 0.1	< 0.1	< 0.1	< 0.1	< 0.10	< 0.10	< 0.10	< 0.39
tert-Butylbenzene	NE	NE		< 0.14	< 0.14	< 0.14	< 0.14	< 0.14	< 0.14	< 0.14	< 0.40	< 0.12	< 0.24	< 0.14	< 0.14	< 0.14	< 0.14	< 0.14	< 0.14	< 0.14	< 0.40
Tetrachloroethene	0.5	5		14	11	23	37	38	35	27	33	30	28	13	6.7	2.2	3.7	3.8	4.8	4.2	2.7
Toluene	160	800		< 0.11	< 0.11	< 0.11	< 0.11	< 0.11	< 0.11	< 0.11	< 0.15	< 0.053	< 0.11	< 0.11	< 0.11	< 0.11	< 0.11	< 0.11	< 0.11	< 0.11	< 0.15
trans-1,2-Dichloroethene	20	100		< 0.25	< 0.25	< 0.25	< 0.25	< 0.25	< 0.25	< 0.25	< 0.35	< 0.11	< 0.22	< 0.25	< 0.25	< 0.25	< 0.25	< 0.25	< 0.25	< 0.25	< 0.35
Trichloroethene	0.5	5		2.1	2	3	6.1	6.1	6.9	5.3	5.7	5.1	5	2.2	1.2	0.42 J	0.98	0.87	0.98	0.69	0.42 J
Vinyl chloride	0.02	0.2		< 0.1	< 0.1	< 0.1	< 0.1	< 0.10	< 0.10	< 0.10	< 0.20	< 0.16	< 0.32	< 0.1	< 0.1	< 0.1	< 0.1	< 0.10	< 0.10	< 0.10	< 0.20
Xylenes, Total	400	2000		< 0.068	< 0.068	< 0.068	< 0.068	< 0.068	< 0.068	< 0.068	< 0.22	NA	NA	< 0.068	< 0.068	< 0.068	< 0.068	< 0.068	< 0.068	< 0.068	< 0.22
Total PCBs																					
Aroclor-1016	0.003	0.03		NA	NA	NA	NA	NA	NA	NA	NA	NA	NA	NA	NA	NA	NA	NA	NA	NA	NA
Aroclor-1232	0.003	0.0																			

Table 11
Groundwater Analytical Results Summary
Madison-Kipp Corporation
Madison, Wisconsin

Well ID	Screen Interval (feet bgs)	Preventive Action Limit	Enforcement Standard	MW-17	MW-17	MW-17	MW-17	MW-17	MW-17	MW-17	MW-17	MW-17	MW-17	MW-17	MW-17	MW-18S	MW-18S	MW-18S	MW-18S	MW-18S	MW-18S	MW-18S	MW-18S	MW-18S
				160 - 170 ft	160 - 170 ft	160 - 170 ft	160 - 170 ft	160 - 170 ft	160 - 170 ft	160 - 170 ft	160 - 170 ft	160 - 170 ft	160 - 170 ft	160 - 170 ft	160 - 170 ft	160 - 170 ft	160 - 170 ft	20 - 30 ft	20 - 30 ft	20 - 30 ft	20 - 30 ft	20 - 30 ft	20 - 30 ft	20 - 30 ft
Sample Date				01/17/2013	04/20/2013	07/18/2013	10/08/2013	04/22/2014	10/22/2014	04/15/2015	10/22/2015	01/22/2016	04/20/2016		11/28/2012	01/15/2013	02/12/2013	03/12/2013	04/19/2013	07/17/2013	10/09/2013	04/22/2014	10/23/2014	
VOCs																								
1,1,1,2-Tetrachloroethane	7	70		< 0.5	< 0.5	< 0.25	< 0.5	< 0.50	< 0.50	< 1.3	< 0.92	< 5.5	< 11		< 1.3	< 0.25	< 0.5	< 1.3	< 1.3	< 1.3	< 1.3	< 1.3	< 0.25	< 0.25
1,1,1-Trichloroethane	40	200		< 0.4	< 0.4	< 0.2	< 0.4	< 0.40	< 0.40	< 1.0	< 0.76	< 5.0	< 10		< 1	< 0.2	< 0.4	< 1	< 1	< 1	< 1	< 1	< 0.20	< 0.20
1,1,2-Trichloroethane	0.5	5		< 0.56	11	< 0.28	< 0.56	< 0.56	< 0.56	< 1.4	< 0.70	< 5.0	< 10		< 1.4	< 0.28	< 0.56	< 1.4	< 1.4	< 1.4	< 1.4	< 0.28	< 0.28	
1,1-Dichloroethane	0.7	7		< 0.62	< 0.62	< 0.31	< 0.62	< 0.62	< 0.62	< 1.6	< 0.78	< 7.0	< 14		< 1.6	< 0.31	< 0.62	< 1.6	< 1.6	< 1.6	< 1.6	< 0.31	< 0.31	
1,2,4-Trimethylbenzene	96	480		< 0.28	< 0.28	< 0.14	< 0.28	< 0.28	< 0.28	< 0.70	< 0.72	< 3.0	< 6.0		< 0.7	< 0.14	< 0.28	< 0.7	< 0.7	< 0.7	< 0.7	< 0.14	< 0.14	
1,2-Dibromoethane	0.005	0.05		< 0.72	< 0.72	< 0.36	< 0.72	< 0.72	< 0.72	< 1.8	< 0.77	< 6.5	< 13		< 1.8	< 0.36	< 0.72	< 1.8	< 1.8	< 1.8	< 1.8	< 0.36	< 0.36	
1,2-Dichlorobenzene	60	600		< 0.54	< 0.54	< 0.27	< 0.54	< 0.54	< 0.54	< 1.4	< 0.67	< 3.8	< 7.6		< 1.4	< 0.27	< 0.54	< 1.4	< 1.4	< 1.4	< 1.4	< 0.27	< 0.27	
1,2-Dichloropropane	0.5	5		< 0.4	< 0.4	< 0.2	< 0.4	< 0.40	< 0.40	< 1.0	< 0.86	< 5.0	< 10		< 1	< 0.2	< 0.4	< 1	< 1	< 1	< 1	< 0.20	< 0.20	
1,2,3-Trichlorobenzene	NE	NE		< 0.48	< 0.48	< 0.24	< 0.48	< 0.48	< 0.48	< 1.2	< 0.92	< 2.3	< 4.5		< 1.2	< 0.24	< 0.48	< 1.2	< 1.2	< 1.2	< 1.2	< 0.24	< 0.24	
1,2,4-Trichlorobenzene	14	70		< 0.62	< 0.62	< 0.31	< 0.62	< 0.62	< 0.62	< 1.6	< 0.68	< 3.9	< 7.7		< 1.6	< 0.31	< 0.62	< 1.6	< 1.6	< 1.6	< 1.6	< 0.31	< 0.31	
1,3,5-Trimethylbenzene	96	480		< 0.36	< 0.36	< 0.18	< 0.36	< 0.36	< 0.36	< 0.90	< 0.51	< 3.8	< 7.5		< 0.9	< 0.18	< 0.36	< 0.9	< 0.9	< 0.9	< 0.9	< 0.18	< 0.18	
2-Butanone (MEK)	800	4000		NA	NA	NA	NA	NA	NA	NA	NA	< 150	< 300		NA	NA	NA	NA	NA	NA	NA	NA	NA	NA
2-Hexanone	NE	NE		NA	NA	NA	NA	NA	NA	NA	NA	< 48	< 95		NA	NA	NA	NA	NA	NA	NA	NA	NA	NA
Acetone	1800	9000		NA	NA	NA	NA	NA	NA	NA	NA	< 170	< 340		NA	NA	NA	NA	NA	NA	NA	NA	NA	NA
Benzene	0.5	5		20	1.2	< 0.074	< 0.15	< 0.15	< 0.15	< 0.37	< 0.29	< 4.5	< 8.9		3.2	0.46 J	1.4	1.9 J	2.2 J	< 0.37	1.3 J	0.38 J	0.46 J	
Bromodichloromethane	0.06	0.6		< 0.34	< 0.34	< 0.17	< 0.34	< 0.34	< 0.34	< 0.85	< 0.74	< 3.9	< 7.7		< 0.85	< 0.17	< 0.34	< 0.85	< 0.85	< 0.85	< 0.85	< 0.17	< 0.17	
Bromoform	0.44	4.4		< 0.56	< 0.56	< 0.28	< 0.56	< 0.56	< 0.56	< 1.4	< 0.97	< 4.4	< 8.8		< 1.4	< 0.28	< 0.56	< 1.4	< 1.4	< 1.4	< 1.4	< 0.28	< 0.28	
Bromomethane	1	10		< 0.62	< 0.62	< 0.31	< 0.62	< 0.62	< 0.62	< 1.6	< 1.6	< 30	< 59		< 1.6	< 0.31	< 0.62	< 1.6	< 1.6	< 1.6	< 1.6	< 0.31	< 0.31	
Carbon disulfide	200	1000		NA	NA	NA	NA	NA	NA	NA	NA	< 2.7	< 5.3		NA	NA	NA	NA	NA	NA	NA	NA	NA	NA
Carbon tetrachloride	0.5	5		1.2 J	< 0.52	< 0.26	< 0.52	< 0.52	< 0.52	< 1.3	< 0.77	< 1.9	< 3.8		< 1.3	< 0.26	< 0.52	< 1.3	< 1.3	< 1.3	< 1.3	< 0.26	< 0.26	
Chloroform	0.6	6		1.8 J	< 0.4	0.86 J	< 0.4	1.1 J	1.5 J	< 1.0	2.8	3.5 J	14 BJ		7.2	2.3	4.5	7.5	6.2	< 1	5.2	1.4	2	
Chloromethane	3	30		< 0.36	< 0.36	< 0.18	< 0.36	< 0.36	< 0.36	< 0.90	< 0.64	< 8.0	< 16		< 0.9	< 0.18	< 0.36	< 0.9	< 0.9	< 0.9	< 0.9	< 0.18	< 0.18	
cis-1,2-Dichloroethene	7	70		3.5	1.7 J	1.6	< 0.24	2.7	3.4	5.3	5.9	7.5 J	< 11		150	40	77	110	99	70	78	21	26	
Dichlorodifluoromethane	200	1000		< 0.4	< 0.4	< 0.2	< 0.4	< 0.40	< 0.40	< 1.0	< 1.1	< 5.5	< 11		< 1	< 0.2	< 0.4	< 1	< 1	< 1	< 1	< 0.20	< 0.20	
Ethylbenzene	140	700		< 0.26	< 0.26	< 0.13	< 0.26	< 0.26	< 0.26	< 0.65	< 0.37	< 2.7	< 5.4		< 0.65	< 0.13	< 0.26	< 0.65	< 0.65	< 0.65	< 0.65	< 0.13	< 0.13	
Isopropylbenzene	NE	NE		< 0.28	< 0.28	< 0.14	< 0.28	< 0.28	< 0.28	< 0.70	< 0.77	< 4.1	< 8.1		< 0.7	< 0.14	< 0.28	< 0.7	< 0.7	< 0.7	< 0.7	< 0.14	< 0.14	
m,p-Xylene	400	2000		NA	NA	NA	NA	NA	NA	NA	NA	< 2.9	< 5.7		NA	NA	NA	NA	NA	NA	NA	NA	NA	NA
Methyl tert-butyl ether	12	60		< 0.48	< 0.48	< 0.24	< 0.48	< 0.48	< 0.48	< 1.2	< 0.79	< 7.0	< 14		< 1.2	< 0.24	< 0.48	< 1.2	< 1.2	< 1.2	< 1.2	< 0.24	< 0.24	
Methylene chloride	0.5	5		< 1.4	< 1.4	< 0.68	< 1.4	< 1.4	< 1.4	< 3.4	< 3.3	< 7.0	< 14		< 3.4	< 0.68	< 1.4	< 3.4	< 3.4	< 3.4	< 3.4	< 0.68	< 0.68	
Naphthalene	10	100		< 0.32	< 0.32	< 0.16	< 0.32	< 0.32	< 0.32	< 0.80	< 0.67	< 4.4	< 8.8		< 0.8	< 0.16	< 0.32	< 0.8	< 0.8	< 0.8	< 0.8	< 0.16	< 0.16	
n-Butylbenzene	NE	NE		< 0.26	< 0.26	< 0.13	< 0.26	< 0.26	< 0.26	< 0.65	< 0.78	< 7.0	< 14		< 0.65	< 0.13	< 0.26	< 0.65	< 0.65	< 0.65	< 0.65	< 0.13	< 0.13	
n-Propylbenzene	NE	NE		< 0.26	< 0.26	< 0.13	< 0.26	< 0.26	< 0.26	< 0.65	< 0.83	< 5.0	< 10		< 0.65	< 0.13	< 0.26	< 0.65	< 0.65	< 0.65	< 0.65	< 0.13	< 0.13	
o-Xylene	400	2000		NA	NA	NA	NA	NA	NA	NA	NA	< 2.9	< 5.8		NA	NA	NA	NA	NA	NA	NA	NA	NA	NA
p-Isopropyltoluene	NE	NE		< 0.34	< 0.34	< 0.17	< 0.34	< 0.34	< 0.34	< 0.85	< 0.72	< 4.3	< 8.5		< 0.85	< 0.17	< 0.34	< 0.85	< 0.85	< 0.85	< 0.85	< 0.17	< 0.17	
sec-Butylbenzene	NE	NE		< 0.3	< 0.3	< 0.15	< 0.3	< 0.30	< 0.30	< 0.75	< 0.80	< 6.5	< 13		< 0.75	< 0.15	< 0.3	< 0.75	< 0.75	< 0.75	< 0.75	< 0.15	< 0.15	
Styrene	10	100		< 0.2	< 0.2	< 0.1	< 0.2	< 0.20	< 0.20	< 0.50	< 0.77	< 3.3	< 6.5		< 0.5	< 0.1	< 0.2	< 0.5	< 0.5	< 0.5	< 0.5	< 0.10	< 0.10	
tert-Butylbenzene	NE	NE		< 0.28	< 0.28	< 0.14	< 0.28	< 0.28	< 0.28	< 0.70	< 0.80	< 6.0	< 12		< 0.7	< 0.14	< 0.28	< 0.7	< 0.7	< 0.7	< 0.7	< 0.14	< 0.14	
Tetrachloroethene	0.5	5		1300	790	470	800	970	920	980	860	1200	1100		3300	690	1900	2600	2600	2900	1800	520	520	
Toluene	160	800		1.8	< 0.22	0.69	< 0.22	< 0.22	< 0.22	< 0.55	< 0.30	< 2.7	< 5.3		1.1 J	< 0.11	< 0.22	< 0.55	< 0.55	< 0.55	< 0.55	< 0.11	< 0.11	
trans-1,2-Dichloroethene	20	100		1.5 J	< 0.5	0.68 J	< 0.5	< 0.50	< 0.50	< 1.3	1.0 J	< 5.5	< 11		7.4	2.6	3.8	5.3	4.1 J	2.6 J	4.6 J	1.3	1.9	
Trichloroethene	0.5	5		86	46	33	49	51	55	67	63	80	69		230	59	130	160	170	140	150	43	65	
Vinyl chloride	0.02	0.2		< 0.2	< 0.2	< 0.1	< 0.2	< 0.20	< 0.20	< 0.50	< 0.41	< 8.0	< 16		< 0.5	< 0.1	< 0.2	< 0.5						

Table 11
Groundwater Analytical Results Summary
Madison-Kipp Corporation
Madison, Wisconsin

Well ID	Preventive	Enforcement	MW-19D	MW-19D	MW-19D ¹	MW-19D ¹	MW-19D	MW-19D	MW-19D	MW-19D ¹	MW-19D
Screen Interval (feet bgs)	Action Limit	Standard	60 - 90 ft	60 - 90 ft	60 - 90 ft	60 - 90 ft	60 - 90 ft	60 - 90 ft	60 - 90 ft	60 - 90 ft	60 - 90 ft
Sample Date			11/29/2012	01/16/2013	02/11/2013	03/11/2013	04/19/2013	07/17/2013	10/09/2013	04/17/2014	10/21/2014
VOCs											
1,1,1,2-Tetrachloroethane	7	70	< 1.3	< 1.3	< 1.3	< 1.3	< 1.3	< 1.3	< 1.3	< 1.3	< 0.50
1,1,1-Trichloroethane	40	200	< 1	< 1	< 1	< 1	< 1	< 1	< 1	< 1.0	< 0.40
1,1,2-Trichloroethane	0.5	5	< 1.4	< 1.4	< 1.4	< 1.4	< 1.4	< 1.4	< 1.4	< 1.4	< 0.56
1,1-Dichloroethene	0.7	7	< 1.6	< 1.6	< 1.6	< 1.6	< 1.6	< 1.6	< 1.6	< 1.6	< 0.62
1,2,4-Trimethylbenzene	96	480	< 0.7	< 0.7	< 0.7	< 0.7	< 0.7	< 0.7	< 0.7	< 0.70	< 0.28
1,2-Dibromoethane	0.005	0.05	< 1.8	< 1.8	< 1.8	< 1.8	< 1.8	< 1.8	< 1.8	< 1.8	< 0.72
1,2-Dichlorobenzene	60	600	< 1.4	< 1.4	< 1.4	< 1.4	< 1.4	< 1.4	< 1.4	< 1.4	< 0.54
1,2-Dichloropropane	0.5	5	< 1	< 1	< 1	< 1	< 1	< 1	< 1	< 1.0	< 0.40
1,2,3-Trichlorobenzene	NE	NE	< 1.2	< 1.2	< 1.2	< 1.2	< 1.2	< 1.2	< 1.2	< 1.2	< 0.48
1,2,4-Trichlorobenzene	14	70	< 1.6	< 1.6	< 1.6	< 1.6	< 1.6	< 1.6	< 1.6	< 1.6	< 0.62
1,3,5-Trimethylbenzene	96	480	< 0.9	< 0.9	< 0.9	< 0.9	< 0.9	< 0.9	< 0.9	< 0.90	< 0.36
2-Butanone (MEK)	800	4000	NA	NA	NA	NA	NA	NA	NA	NA	NA
2-Hexanone	NE	NE	NA	NA	NA	NA	NA	NA	NA	NA	NA
Acetone	1800	9000	NA	NA	NA	NA	NA	NA	NA	NA	NA
Benzene	0.5	5	< 0.37	< 0.37	< 0.37	< 0.37	< 0.37	< 0.37	< 0.37	< 0.37	< 0.15
Bromodichloromethane	0.06	0.6	< 0.85	< 0.85	< 0.85	< 0.85	< 0.85	< 0.85	< 0.85	< 0.85	< 0.34
Bromoform	0.44	4.4	< 1.4	< 1.4	< 1.4	< 1.4	< 1.4	< 1.4	< 1.4	< 1.4	< 0.56
Bromomethane	1	10	< 1.6	< 1.6	< 1.6 *	< 1.6	< 1.6	< 1.6	< 1.6	< 1.6	< 0.62
Carbon disulfide	200	1000	NA	NA	NA	NA	NA	NA	NA	NA	NA
Carbon tetrachloride	0.5	5	< 1.3	< 1.3	< 1.3	< 1.3	< 1.3	< 1.3	< 1.3	< 1.3	< 0.52
Chloroform	0.6	6	< 1	< 1	< 1	< 1	< 1	< 1	< 1	< 1.0	< 0.40
Chloromethane	3	30	< 0.9	< 0.9	< 0.9	< 0.9	< 0.9	< 0.9	< 0.9	< 0.90	< 0.36
cis-1,2-Dichloroethene	7	70	530	170	450	420	520	540	300	49	240
Dichlorodifluoromethane	200	1000	< 1	< 1	< 1	< 1	< 1	< 1	< 1	< 1.0	< 0.40
Ethylbenzene	140	700	< 0.65	< 0.65	< 0.65	< 0.65	< 0.65	< 0.65	< 0.65	< 0.65	< 0.26
Isopropylbenzene	NE	NE	< 0.7	< 0.7	< 0.7	< 0.7	< 0.7	< 0.7	< 0.7	< 0.70	< 0.28
m,p-Xylene	400	2000	NA	NA	NA	NA	NA	NA	NA	NA	NA
Methyl tert-butyl ether	12	60	< 1.2	< 1.2	< 1.2	< 1.2	< 1.2	< 1.2	< 1.2	< 1.2	< 0.48
Methylene chloride	0.5	5	< 3.4	< 3.4	< 3.4	< 3.4	< 3.4	< 3.4	< 3.4	< 3.4	< 1.4
Naphthalene	10	100	< 0.8	< 0.8	< 0.8	< 0.8	< 0.8	< 0.8	< 0.8	< 0.80	< 0.32
n-Butylbenzene	NE	NE	< 0.65	< 0.65	< 0.65	< 0.65	< 0.65	< 0.65	< 0.65	< 0.65	< 0.26
n-Propylbenzene	NE	NE	< 0.65	< 0.65	< 0.65	< 0.65	< 0.65	< 0.65	< 0.65	< 0.65	< 0.26
o-Xylene	400	2000	NA	NA	NA	NA	NA	NA	NA	NA	NA
p-Isopropyltoluene	NE	NE	< 0.85	< 0.85	< 0.85	< 0.85	< 0.85	< 0.85	< 0.85	< 0.85	< 0.34
sec-Butylbenzene	NE	NE	< 0.75	< 0.75	< 0.75	< 0.75	< 0.75	< 0.75	< 0.75	< 0.75	< 0.30
Styrene	10	100	< 0.5	< 0.5	< 0.5	< 0.5	< 0.5	< 0.5	< 0.5	< 0.50	< 0.20
tert-Butylbenzene	NE	NE	< 0.7	< 0.7	< 0.7	< 0.7	< 0.7	< 0.7	< 0.7	< 0.70	< 0.28
Tetrachloroethene	0.5	5	2400	1700	2700	2100	2200	2700	1500	1400	1500
Toluene	160	800	< 0.55	< 0.55	< 0.55	< 0.55	< 0.55	< 0.55	< 0.55	< 0.55	< 0.22
trans-1,2-Dichloroethene	20	100	7.2	< 1.3	4.4 J	5.1	6.3	8.1	4.1 J	< 1.3	3.1
Trichloroethene	0.5	5	230	69	180	180	200	240	150	68	140
Vinyl chloride	0.02	0.2	9.1	3.2	8	11	18	20	6.6	< 0.50	4.5
Xylenes, Total	400	2000	< 0.34	< 0.34	< 0.34	< 0.34	< 0.34	< 0.34	< 0.34	< 0.34	< 0.14
Total PCBs											
Aroclor-1016	0.003	0.03	NA	NA	NA	NA	NA	NA	NA	NA	NA
Aroclor-1232	0.003	0.03	NA	NA	NA	NA	NA	NA	NA	NA	NA
Aroclor-1242	0.003	0.03	NA	NA	NA	NA	NA	NA	NA	NA	NA
Total Detected PCBs	NE	NE	NA	NA	NA	NA	NA	NA	NA	NA	NA
Dissolved PCBs											
Aroclor-1016	0.003	0.03	NA	NA	NA	NA	NA	NA	NA	NA	NA
Aroclor-1232	0.003	0.003	NA	NA	NA	NA	NA	NA	NA	NA	NA
Aroclor-1242	0.003	0.003	NA	NA	NA	NA	NA	NA	NA	NA	NA
Total Detected PCBs	NE	NE	NA	NA	NA	NA	NA	NA	NA	NA	NA

Notes on Page 51.

Table 11
Groundwater Analytical Results Summary
Madison-Kipp Corporation
Madison, Wisconsin

Well ID	Preventive	Enforcement	MW-19D2	MW-19D2	MW-19D2	MW-19D2	MW-19D2	MW-19D2 ²	MW-19D2 ¹	MW-19D2	MW-19D2	MW-19D2 ¹
Screen Interval (feet bgs)	Action Limit	Standard	110 - 140 ft	110 - 140 ft	110 - 140 ft	110 - 140 ft	110 - 140 ft	110 - 140 ft	110 - 140 ft	110 - 140 ft	110 - 140 ft	110 - 140 ft
Sample Date			11/29/2012	01/17/2013	02/11/2013	03/12/2013	04/18/2013	07/17/2013	07/17/2013	10/09/2013	04/17/2014	10/15/2014
VOCs												
1,1,1,2-Tetrachloroethane	7	70	< 0.5	< 0.5	< 0.5	< 0.5	< 1.3	< 0.5	< 0.5	< 0.5	< 1.3	< 0.50
1,1,1-Trichloroethane	40	200	< 0.4	< 0.4	< 0.4	< 0.4	< 1	< 0.4	< 0.4	< 0.4	< 1.0	< 0.40
1,1,2-Trichloroethane	0.5	5	< 0.56	< 0.56	< 0.56	< 0.56	< 1.4	< 0.56	< 0.56	< 0.56	< 1.4	< 0.56
1,1-Dichloroethene	0.7	7	< 0.62	< 0.62	< 0.62	< 0.62	< 1.6	< 0.62	< 0.62	< 0.62	< 1.6	< 0.62
1,2,4-Trimethylbenzene	96	480	< 0.28	< 0.28	< 0.28	< 0.28	< 0.7	< 0.28	< 0.28	< 0.28	< 0.70	< 0.28
1,2-Dibromoethane	0.005	0.05	< 0.72	< 0.72	< 0.72	< 0.72	< 1.8	< 0.72	< 0.72	< 0.72	< 1.8	< 0.72
1,2-Dichlorobenzene	60	600	< 0.54	< 0.54	< 0.54	< 0.54	< 1.4	< 0.54	< 0.54	< 0.54	< 1.4	< 0.54
1,2-Dichloropropane	0.5	5	< 0.4	< 0.4	< 0.4	< 0.4	< 1	< 0.4	< 0.4	< 0.4	< 1.0	< 0.40
1,2,3-Trichlorobenzene	NE	NE	< 0.48	< 0.48	< 0.48	< 0.48	< 1.2	< 0.48	< 0.48	< 0.48	< 1.2	< 0.48
1,2,4-Trichlorobenzene	14	70	< 0.62	< 0.62	< 0.62	< 0.62	< 1.6	< 0.62	< 0.62	< 0.62	< 1.6	< 0.62
1,3,5-Trimethylbenzene	96	480	< 0.36	< 0.36	< 0.36	< 0.36	< 0.9	< 0.36	< 0.36	< 0.36	< 0.90	< 0.36
2-Butanone (MEK)	800	4000	NA	NA	NA	NA	NA	NA	NA	NA	NA	NA
2-Hexanone	NE	NE	NA	NA	NA	NA	NA	NA	NA	NA	NA	NA
Acetone	1800	9000	NA	NA	NA	NA	NA	NA	NA	NA	NA	NA
Benzene	0.5	5	< 0.15	< 0.15	< 0.15	< 0.15	< 0.37	< 0.15	< 0.15	< 0.15	< 0.37	< 0.15
Bromodichloromethane	0.06	0.6	< 0.34	< 0.34	< 0.34	< 0.34	< 0.85	< 0.34	< 0.34	< 0.34	< 0.85	< 0.34
Bromoform	0.44	4.4	< 0.56	< 0.56	< 0.56	< 0.56	< 1.4	< 0.56	< 0.56	< 0.56	< 1.4	< 0.56
Bromomethane	1	10	< 0.62	< 0.62	< 0.62 *	< 0.62	< 1.6	< 0.62	< 0.62	< 0.62	< 1.6	< 0.62 *
Carbon disulfide	200	1000	NA	NA	NA	NA	NA	NA	NA	NA	NA	NA
Carbon tetrachloride	0.5	5	< 0.52	< 0.52	< 0.52	< 0.52	< 1.3	< 0.52	< 0.52	< 0.52	< 1.3	< 0.52
Chloroform	0.6	6	< 0.4	< 0.4	< 0.4	< 0.4	< 1	< 0.4	< 0.4	< 0.4	< 1.0	< 0.40
Chloromethane	3	30	< 0.36	< 0.36	< 0.36	< 0.36	< 0.9	< 0.36	< 0.36	< 0.36	< 0.90	< 0.36
cis-1,2-Dichloroethene	7	70	250	320	270	260	200	< 0.24	98	120	330	6.8
Dichlorodifluoromethane	200	1000	< 0.4	< 0.4	< 0.4	< 0.4	< 1	< 0.4	< 0.4	< 0.4	< 1.0	< 0.40
Ethylbenzene	140	700	< 0.26	< 0.26	< 0.26	< 0.26	< 0.65	< 0.26	< 0.26	< 0.26	< 0.65	< 0.26
Isopropylbenzene	NE	NE	< 0.28	< 0.28	< 0.28	< 0.28	< 0.7	< 0.28	< 0.28	< 0.28	< 0.70	< 0.28
m,p-Xylene	400	2000	NA	NA	NA	NA	NA	NA	NA	NA	NA	NA
Methyl tert-butyl ether	12	60	< 0.48	< 0.48	< 0.48	< 0.48	< 1.2	< 0.48	< 0.48	< 0.48	< 1.2	< 0.48
Methylene chloride	0.5	5	< 1.4	< 1.4	< 1.4	< 1.4	< 3.4	< 1.4	< 1.4	< 1.4	< 3.4	< 1.4
Naphthalene	10	100	< 0.32	< 0.32	< 0.32	< 0.32	< 0.8	< 0.32	< 0.32	< 0.32	< 0.80	< 0.32
n-Butylbenzene	NE	NE	< 0.26	< 0.26	< 0.26	< 0.26	< 0.65	< 0.26	< 0.26	< 0.26	< 0.65	< 0.26
n-Propylbenzene	NE	NE	< 0.26	< 0.26	< 0.26	< 0.26	< 0.65	< 0.26	< 0.26	< 0.26	< 0.65	< 0.26
o-Xylene	400	2000	NA	NA	NA	NA	NA	NA	NA	NA	NA	NA
p-Isopropyltoluene	NE	NE	< 0.34	< 0.34	< 0.34	< 0.34	< 0.85	< 0.34	< 0.34	< 0.34	< 0.85	< 0.34
sec-Butylbenzene	NE	NE	< 0.3	< 0.3	< 0.3	< 0.3	< 0.75	< 0.3	< 0.3	< 0.3	< 0.75	< 0.30
Styrene	10	100	< 0.2	< 0.2	< 0.2	< 0.2	< 0.5	< 0.2	< 0.2	< 0.2	< 0.50	< 0.20
tert-Butylbenzene	NE	NE	< 0.28	< 0.28	< 0.28	< 0.28	< 0.7	< 0.28	< 0.28	< 0.28	< 0.70	< 0.28
Tetrachloroethene	0.5	5	680	1200	1300	1400	1000	820	1200	950	1900	620
Toluene	160	800	< 0.22	< 0.22	< 0.22	< 0.22	< 0.55	< 0.22	< 0.22	< 0.22	< 0.55	< 0.22
trans-1,2-Dichloroethene	20	100	3.4	4.9	4.2	4.2	2.6 J	< 0.5	< 0.5	< 0.5	5.0	< 0.50
Trichloroethene	0.5	5	110	160	150	150	130	< 0.38	110	120	170	11
Vinyl chloride	0.02	0.2	0.93 J	< 0.2	< 0.2	< 0.2	< 0.5	< 0.2	< 0.2	< 0.2	7.9	< 0.20
Xylenes, Total	400	2000	< 0.14	< 0.14	< 0.14	< 0.14	< 0.34	< 0.14	< 0.14	< 0.14	< 0.34	< 0.14
Total PCBs												
Aroclor-1016	0.003	0.03	NA	NA	NA	NA	NA	NA	NA	NA	NA	NA
Aroclor-1232	0.003	0.03	NA	NA	NA	NA	NA	NA	NA	NA	NA	NA
Aroclor-1242	0.003	0.03	NA	NA	NA	NA	NA	NA	NA	NA	NA	NA
Total Detected PCBs	NE	NE	NA	NA	NA	NA	NA	NA	NA	NA	NA	NA
Dissolved PCBs												
Aroclor-1016	0.003	0.03	NA	NA	NA	NA	NA	NA	NA	NA	NA	NA
Aroclor-1232	0.003	0.003	NA	NA	NA	NA	NA	NA	NA	NA	NA	NA
Aroclor-1242	0.003	0.003	NA	NA	NA	NA	NA	NA	NA	NA	NA	NA
Total Detected PCBs	NE	NE	NA	NA	NA	NA	NA	NA	NA	NA	NA	NA

Notes on Page 51.

Table 11
Groundwater Analytical Results Summary
Madison-Kipp Corporation
Madison, Wisconsin

Well ID	Preventive	Enforcement	MW-20D	MW-20D	MW-20D ¹	MW-20D ¹	MW-20D ¹	MW-20D	MW-20D	MW-20D	MW-20D
Screen Interval (feet bgs)	Action Limit	Standard	60 - 90 ft	60 - 90 ft	60 - 90 ft	60 - 90 ft	60 - 90 ft	60 - 90 ft	60 - 90 ft	60 - 90 ft	60 - 90 ft
Sample Date			11/29/2012	01/16/2013	02/12/2013	03/12/2013	04/18/2013	07/17/2013	10/09/2013	04/15/2014	10/22/2014
VOCs											
1,1,1,2-Tetrachloroethane	7	70	< 1.3	< 0.25	< 0.25	< 0.25	< 1.3	< 0.5	< 1.3	< 0.50	< 0.50
1,1,1-Trichloroethane	40	200	< 1	< 0.2	< 0.2	< 0.2	< 1	< 0.4	< 1	< 0.40	< 0.40
1,1,2-Trichloroethane	0.5	5	< 1.4	< 0.28	< 0.28	< 0.28	< 1.4	< 0.56	< 1.4	< 0.56	< 0.56
1,1-Dichloroethene	0.7	7	< 1.6	< 0.31	< 0.31	< 0.31	< 1.6	< 0.62	< 1.6	< 0.62	< 0.62
1,2,4-Trimethylbenzene	96	480	< 0.7	< 0.14	< 0.14	< 0.14	< 0.7	< 0.28	< 0.7	< 0.28	< 0.28
1,2-Dibromoethane	0.005	0.05	< 1.8	< 0.36	< 0.36	< 0.36	< 1.8	< 0.72	< 1.8	< 0.72	< 0.72
1,2-Dichlorobenzene	60	600	< 1.4	< 0.27	< 0.27	< 0.27	< 1.4	< 0.54	< 1.4	< 0.54	< 0.54
1,2-Dichloropropane	0.5	5	< 1	< 0.2	< 0.2	< 0.2	< 1	< 0.4	< 1	< 0.40	< 0.40
1,2,3-Trichlorobenzene	NE	NE	< 1.2	< 0.24	< 0.24	< 0.24	< 1.2	< 0.48	< 1.2	< 0.48	< 0.48
1,2,4-Trichlorobenzene	14	70	< 1.6	< 0.31	< 0.31	< 0.31	< 1.6	< 0.62	< 1.6	< 0.62	< 0.62
1,3,5-Trimethylbenzene	96	480	< 0.9	< 0.18	< 0.18	< 0.18	< 0.9	< 0.36	< 0.9	< 0.36	< 0.36
2-Butanone (MEK)	800	4000	NA	NA	NA	NA	NA	NA	NA	NA	NA
2-Hexanone	NE	NE	NA	NA	NA	NA	NA	NA	NA	NA	NA
Acetone	1800	9000	NA	NA	NA	NA	NA	NA	NA	NA	NA
Benzene	0.5	5	< 0.37	< 0.074	< 0.074	< 0.074	< 0.37	< 0.15	< 0.37	< 0.15	< 0.15
Bromodichloromethane	0.06	0.6	< 0.85	< 0.17	< 0.17	< 0.17	< 0.85	< 0.34	< 0.85	< 0.34	< 0.34
Bromoform	0.44	4.4	< 1.4	< 0.28	< 0.28	< 0.28	< 1.4	< 0.56	< 1.4	< 0.56	< 0.56
Bromomethane	1	10	< 1.6	< 0.31	< 0.31	< 0.31	< 1.6	< 0.62	< 1.6	< 0.62	< 0.62
Carbon disulfide	200	1000	NA	NA	NA	NA	NA	NA	NA	NA	NA
Carbon tetrachloride	0.5	5	< 1.3	< 0.26	< 0.26	< 0.26	< 1.3	< 0.52	< 1.3	< 0.52	< 0.52
Chloroform	0.6	6	< 1	< 0.2	< 0.2	< 0.2	< 1	< 0.4	< 1	< 0.40	< 0.40
Chloromethane	3	30	< 0.9	< 0.18	< 0.18	< 0.18	< 0.9	< 0.36	< 0.9	< 0.36	< 0.36
cis-1,2-Dichloroethene	7	70	370	0.69 J	20	39	220	180	170	140	200
Dichlorodifluoromethane	200	1000	< 1	< 0.2	< 0.2	< 0.2	< 1	< 0.4	< 1	< 0.40	< 0.40
Ethylbenzene	140	700	< 0.65	< 0.13	< 0.13	< 0.13	< 0.65	< 0.26	< 0.65	< 0.26	< 0.26
Isopropylbenzene	NE	NE	< 0.7	< 0.14	< 0.14	< 0.14	< 0.7	< 0.28	< 0.7	< 0.28	< 0.28
m,p-Xylene	400	2000	NA	NA	NA	NA	NA	NA	NA	NA	NA
Methyl tert-butyl ether	12	60	< 1.2	< 0.24	< 0.24	< 0.24	< 1.2	< 0.48	< 1.2	< 0.48	< 0.48
Methylene chloride	0.5	5	< 3.4	< 0.68	< 0.68	< 0.68	< 3.4	< 1.4	< 3.4	< 1.4	< 1.4
Naphthalene	10	100	< 0.8	< 0.16	< 0.16	< 0.16	< 0.8	< 0.32	< 0.8	< 0.32	< 0.32
n-Butylbenzene	NE	NE	< 0.65	< 0.13	< 0.13	< 0.13	< 0.65	< 0.26	< 0.65	< 0.26	< 0.26
n-Propylbenzene	NE	NE	< 0.65	< 0.13	< 0.13	< 0.13	< 0.65	< 0.26	< 0.65	< 0.26	< 0.26
o-Xylene	400	2000	NA	NA	NA	NA	NA	NA	NA	NA	NA
p-Isopropyltoluene	NE	NE	< 0.85	< 0.17	< 0.17	< 0.17	< 0.85	< 0.34	< 0.85	< 0.34	< 0.34
sec-Butylbenzene	NE	NE	< 0.75	< 0.15	< 0.15	< 0.15	< 0.75	< 0.3	< 0.75	< 0.30	< 0.30
Styrene	10	100	< 0.5	< 0.1	< 0.1	< 0.1	< 0.5	< 0.2	< 0.5	< 0.20	< 0.20
tert-Butylbenzene	NE	NE	< 0.7	< 0.14	< 0.14	< 0.14	< 0.7	< 0.28	< 0.7	< 0.28	< 0.28
Tetrachloroethene	0.5	5	1600	190	690	650	1100	1000	1200	780	1100
Toluene	160	800	< 0.55	0.45 J	< 0.11	< 0.11	< 0.55	< 0.22	< 0.55	< 0.22	< 0.22
trans-1,2-Dichloroethene	20	100	5.0	< 0.25	< 0.25	< 0.25	< 1.3	2.2	< 1.3	2.0	2.6
Trichloroethene	0.5	5	170	0.54	20	29	100	100	89	83	110
Vinyl chloride	0.02	0.2	3.2	< 0.1	< 0.1	< 0.1	1.0 J	< 0.2	< 0.5	0.76 J	2.7
Xylenes, Total	400	2000	< 0.34	< 0.068	< 0.068	< 0.068	< 0.34	< 0.14	< 0.34	< 0.14	< 0.14
Total PCBs											
Aroclor-1016	0.003	0.03	NA	NA	NA	NA	NA	NA	NA	NA	NA
Aroclor-1232	0.003	0.03	NA	NA	NA	NA	NA	NA	NA	NA	NA
Aroclor-1242	0.003	0.03	NA	NA	NA	NA	NA	NA	NA	NA	NA
Total Detected PCBs	NE	NE	NA	NA	NA	NA	NA	NA	NA	NA	NA
Dissolved PCBs											
Aroclor-1016	0.003	0.03	NA	NA	NA	NA	NA	NA	NA	NA	NA
Aroclor-1232	0.003	0.003	NA	NA	NA	NA	NA	NA	NA	NA	NA
Aroclor-1242	0.003	0.003	NA	NA	NA	NA	NA	NA	NA	NA	NA
Total Detected PCBs	NE	NE	NA	NA	NA	NA	NA	NA	NA	NA	NA

Notes on Page 51.

Table 11
Groundwater Analytical Results Summary
Madison-Kipp Corporation
Madison, Wisconsin

Well ID	Preventive	Enforcement	MW-20D2	MW-20D2	MW-20D2 ¹	MW-20D2 ^{1,3}	MW-20D2 ¹	MW-20D2 ¹	MW-20D2 ¹	MW-20D2 ¹	MW-20D2	MW-20D2 ¹
Screen Interval (feet bgs)	Action Limit	Standard	110 - 140 ft	110 - 140 ft	110 - 140 ft	110 - 140 ft	110 - 140 ft	110 - 140 ft	110 - 140 ft	110 - 140 ft	110 - 140 ft	110 - 140 ft
Sample Date			11/29/2012	01/16/2013	02/12/2013	02/12/2013	03/12/2013	04/18/2013	07/17/2013	10/15/2013	04/15/2014	10/22/2014
VOCs												
1,1,1,2-Tetrachloroethane	7	70	< 0.5	< 0.25	< 0.25	< 0.25	< 0.25	< 1.3	< 0.25	< 0.25	< 1.3	< 0.50
1,1,1-Trichloroethane	40	200	< 0.4	< 0.2	< 0.2	< 0.2	< 0.2	< 1	< 0.2	< 0.2	< 1.0	< 0.40
1,1,2-Trichloroethane	0.5	5	< 0.56	< 0.28	< 0.28	< 0.28	< 0.28	< 1.4	< 0.28	< 0.28	< 1.4	< 0.56
1,1-Dichloroethene	0.7	7	< 0.62	< 0.31	< 0.31	< 0.31	< 0.31	< 1.6	< 0.31	< 0.31	< 1.6	< 0.62
1,2,4-Trimethylbenzene	96	480	< 0.28	< 0.14	< 0.14	< 0.14	< 0.14	< 0.7	< 0.14	< 0.14	< 0.70	< 0.28
1,2-Dibromoethane	0.005	0.05	< 0.72	< 0.36	< 0.36	< 0.36	< 0.36	< 1.8	< 0.36	< 0.36	< 1.8	< 0.72
1,2-Dichlorobenzene	60	600	< 0.54	< 0.27	< 0.27	< 0.27	< 0.27	< 1.4	< 0.27	< 0.27	< 1.4	< 0.54
1,2-Dichloropropane	0.5	5	< 0.4	< 0.2	< 0.2	< 0.2	< 0.2	< 1	< 0.2	< 0.2	< 1.0	< 0.40
1,2,3-Trichlorobenzene	NE	NE	< 0.48	< 0.24	< 0.24	< 0.24	< 0.24	< 1.2	< 0.24	< 0.24	< 1.2	< 0.48
1,2,4-Trichlorobenzene	14	70	< 0.62	< 0.31	< 0.31	< 0.31	< 0.31	< 1.6	< 0.31	< 0.31	< 1.6	< 0.62
1,3,5-Trimethylbenzene	96	480	< 0.36	< 0.18	< 0.18	< 0.18	< 0.18	< 0.9	< 0.18	< 0.18	< 0.90	< 0.36
2-Butanone (MEK)	800	4000	NA	NA	NA	NA	NA	NA	NA	NA	NA	NA
2-Hexanone	NE	NE	NA	NA	NA	NA	NA	NA	NA	NA	NA	NA
Acetone	1800	9000	NA	NA	NA	NA	NA	NA	NA	NA	NA	NA
Benzene	0.5	5	< 0.15	< 0.074	0.19 J	< 0.074	< 0.074	< 0.37	< 0.074	< 0.074	< 0.37	< 0.15
Bromodichloromethane	0.06	0.6	< 0.34	< 0.17	< 0.17	< 0.17	< 0.17	< 0.85	< 0.17	< 0.17	< 0.85	< 0.34
Bromoform	0.44	4.4	< 0.56	< 0.28	< 0.28	< 0.28	< 0.28	< 1.4	< 0.28	< 0.28	< 1.4	< 0.56
Bromomethane	1	10	< 0.62	< 0.31	< 0.31	< 0.31	< 0.31	< 1.6	< 0.31	< 0.31	< 1.6	< 0.62
Carbon disulfide	200	1000	NA	NA	NA	NA	NA	NA	NA	NA	NA	NA
Carbon tetrachloride	0.5	5	< 0.52	< 0.26	< 0.26	< 0.26	< 0.26	< 1.3	< 0.26	< 0.26	< 1.3	< 0.52
Chloroform	0.6	6	< 0.4	0.47 J	< 0.2	< 0.2	< 0.2	< 1	< 0.2	< 0.2	< 1.0	< 0.40
Chloromethane	3	30	< 0.36	< 0.18	< 0.18	< 0.18	< 0.18	< 0.9	< 0.18	< 0.18	< 0.90	< 0.36
cis-1,2-Dichloroethene	7	70	330	< 0.12	2.8	< 0.12	2.8	30	< 0.12	1.4	< 0.60	12
Dichlorodifluoromethane	200	1000	< 0.4	< 0.2	< 0.2	< 0.2	< 0.2	< 1	< 0.2	< 0.2	< 1.0	< 0.40
Ethylbenzene	140	700	< 0.26	< 0.13	< 0.13	< 0.13	< 0.13	< 0.65	< 0.13	< 0.13	< 0.65	< 0.26
Isopropylbenzene	NE	NE	< 0.28	< 0.14	< 0.14	< 0.14	< 0.14	< 0.7	< 0.14	< 0.14	< 0.70	< 0.28
m,p-Xylene	400	2000	NA	NA	NA	NA	NA	NA	NA	NA	NA	NA
Methyl tert-butyl ether	12	60	< 0.48	< 0.24	< 0.24	< 0.24	< 0.24	< 1.2	< 0.24	< 0.24	< 1.2	< 0.48
Methylene chloride	0.5	5	< 1.4	< 0.68	< 0.68	< 0.68	< 0.68	< 3.4	< 0.68	< 0.68	< 3.4	< 1.4
Naphthalene	10	100	< 0.32	< 0.16	< 0.16	< 0.16	< 0.16	< 0.8	< 0.16	< 0.16	< 0.80	< 0.32
n-Butylbenzene	NE	NE	< 0.26	< 0.13	< 0.13	< 0.13	< 0.13	< 0.65	< 0.13	< 0.13	< 0.65	< 0.26
n-Propylbenzene	NE	NE	< 0.26	< 0.13	< 0.13	< 0.13	< 0.13	< 0.65	< 0.13	< 0.13	< 0.65	< 0.26
o-Xylene	400	2000	NA	NA	NA	NA	NA	NA	NA	NA	NA	NA
p-Isopropyltoluene	NE	NE	< 0.34	< 0.17	< 0.17	< 0.17	< 0.17	< 0.85	< 0.17	< 0.17	< 0.85	< 0.34
sec-Butylbenzene	NE	NE	< 0.3	< 0.15	< 0.15	< 0.15	< 0.15	< 0.75	< 0.15	< 0.15	< 0.75	< 0.30
Styrene	10	100	< 0.2	< 0.1	< 0.1	< 0.1	< 0.1	< 0.5	< 0.1	< 0.1	< 0.50	< 0.20
tert-Butylbenzene	NE	NE	< 0.28	< 0.14	< 0.14	< 0.14	< 0.14	< 0.7	< 0.14	< 0.14	< 0.70	< 0.28
Tetrachloroethene	0.5	5	1300	190	700	24	490	1100	53	380	1600	740
Toluene	160	800	< 0.22	0.34 J	< 0.11	< 0.11	< 0.11	< 0.55	< 0.11	< 0.11	< 0.55	< 0.22
trans-1,2-Dichloroethene	20	100	4.3	< 0.25	< 0.25	< 0.25	< 0.25	< 1.3	< 0.25	< 0.25	< 1.3	< 0.50
Trichloroethene	0.5	5	150	< 0.19	7.9	< 0.19	5.3	41	< 0.19	4.5	2.7	11
Vinyl chloride	0.02	0.2	1.7	< 0.1	< 0.1	< 0.1	< 0.1	< 0.5	< 0.1	< 0.1	< 0.50	< 0.20
Xylenes, Total	400	2000	< 0.14	< 0.068	< 0.068	< 0.068	< 0.068	< 0.34	< 0.068	< 0.068	< 0.34	< 0.14
Total PCBs												
Aroclor-1016	0.003	0.03	NA	NA	NA	NA	NA	NA	NA	NA	NA	NA
Aroclor-1232	0.003	0.03	NA	NA	NA	NA	NA	NA	NA	NA	NA	NA
Aroclor-1242	0.003	0.03	NA	NA	NA	NA	NA	NA	NA	NA	NA	NA
Total Detected PCBs	NE	NE	NA	NA	NA	NA	NA	NA	NA	NA	NA	NA
Dissolved PCBs												
Aroclor-1016	0.003	0.03	NA	NA	NA	NA	NA	NA	NA	NA	NA	NA
Aroclor-1232	0.003	0.003	NA	NA	NA	NA	NA	NA	NA	NA	NA	NA
Aroclor-1242	0.003	0.003	NA	NA	NA	NA	NA	NA	NA	NA	NA	NA
Total Detected PCBs	NE	NE	NA	NA	NA	NA	NA	NA	NA	NA	NA	NA

Notes on Page 51.

Table 11
Groundwater Analytical Results Summary
Madison-Kipp Corporation
Madison, Wisconsin

Well ID	Preventive	Enforcement	MW-22S	MW-22S	MW-22S	MW-22S	MW-22S	MW-22S	MW-22S	MW-22S	MW-22S
Screen Interval (feet bgs)	Action Limit	Standard	24 - 35 ft	24 - 35 ft	24 - 35 ft	24 - 35 ft	24 - 35 ft	24 - 35 ft	24 - 35 ft	24 - 35 ft	24 - 35 ft
Sample Date			01/15/2013	03/07/2013	04/19/2013	07/16/2013	10/10/2013	04/18/2014	10/20/2014	04/09/2015	10/20/2015
VOCs											
1,1,1,2-Tetrachloroethane	7	70	< 0.25	NA	< 0.25	< 0.25	< 0.25	< 0.25	< 0.25	< 0.25	< 0.46
1,1,1-Trichloroethane	40	200	< 0.2	NA	< 0.2	< 0.2	< 0.2	< 0.20	< 0.20	< 0.20	< 0.38
1,1,2-Trichloroethane	0.5	5	< 0.28	NA	< 0.28	< 0.28	< 0.28	< 0.28	< 0.28	< 0.28	< 0.35
1,1-Dichloroethene	0.7	7	< 0.31	NA	< 0.31	< 0.31	< 0.31	< 0.31	< 0.31	< 0.31	< 0.39
1,2,4-Trimethylbenzene	96	480	0.86 J	NA	< 0.14	< 0.14	< 0.14	< 0.14	< 0.14	< 0.14	< 0.36
1,2-Dibromoethane	0.005	0.05	< 0.36	NA	< 0.36	< 0.36	< 0.36	< 0.36	< 0.36	< 0.36	< 0.39
1,2-Dichlorobenzene	60	600	< 0.27	NA	< 0.27	< 0.27	< 0.27	< 0.27	< 0.27	< 0.27	< 0.33
1,2-Dichloropropane	0.5	5	< 0.2	NA	< 0.2	< 0.2	< 0.2	< 0.20	< 0.20	< 0.20	< 0.43
1,2,3-Trichlorobenzene	NE	NE	< 0.24	NA	< 0.24	< 0.24	< 0.24	< 0.24	< 0.24	< 0.24	< 0.46
1,2,4-Trichlorobenzene	14	70	< 0.31	NA	< 0.31	< 0.31	< 0.31	< 0.31	< 0.31	< 0.31	< 0.34
1,3,5-Trimethylbenzene	96	480	< 0.18	NA	< 0.18	< 0.18	< 0.18	< 0.18	< 0.18	< 0.18	< 0.25
2-Butanone (MEK)	800	4000	NA	NA	NA	NA	NA	NA	NA	NA	NA
2-Hexanone	NE	NE	NA	NA	NA	NA	NA	NA	NA	NA	NA
Acetone	1800	9000	NA	NA	NA	NA	NA	NA	NA	NA	NA
Benzene	0.5	5	1.1	NA	< 0.074	< 0.074	< 0.074	< 0.074	< 0.074	< 0.074	< 0.15
Bromodichloromethane	0.06	0.6	< 0.17	NA	< 0.17	< 0.17	< 0.17	< 0.17	< 0.17	< 0.17	< 0.37
Bromoform	0.44	4.4	< 0.28	NA	< 0.28	< 0.28	< 0.28	< 0.28	< 0.28	< 0.28	< 0.48
Bromomethane	1	10	< 0.31	NA	< 0.31	< 0.31	< 0.31	< 0.31	< 0.31 *	< 0.31	< 0.80
Carbon disulfide	200	1000	NA	NA	NA	NA	NA	NA	NA	NA	NA
Carbon tetrachloride	0.5	5	< 0.26	NA	< 0.26	< 0.26	< 0.26	< 0.26	< 0.26	< 0.26	< 0.38
Chloroform	0.6	6	1	NA	0.91 J	1.4	< 0.2	< 0.20	0.75 J	< 0.20	0.66 J
Chloromethane	3	30	< 0.18	NA	< 0.18	< 0.18	< 0.18	< 0.18	< 0.18	< 0.18	< 0.32
cis-1,2-Dichloroethene	7	70	1.8	NA	6.1	3.8	97	46	58	65	32
Dichlorodifluoromethane	200	1000	< 0.2	NA	< 0.2	< 0.2	< 0.2	< 0.20	< 0.20	< 0.20	< 0.54
Ethylbenzene	140	700	0.50	NA	< 0.13	< 0.13	< 0.13	< 0.13	< 0.13	< 0.13	< 0.18
Isopropylbenzene	NE	NE	< 0.14	NA	< 0.14	< 0.14	< 0.14	< 0.14	< 0.14	< 0.14	< 0.39
m,p-Xylene	400	2000	NA	NA	NA	NA	NA	NA	NA	NA	NA
Methyl tert-butyl ether	12	60	< 0.24	NA	< 0.24	< 0.24	< 0.24	< 0.24	< 0.24 *	< 0.24	< 0.39
Methylene chloride	0.5	5	< 0.68	NA	< 0.68	< 0.68	< 0.68	< 0.68	< 0.68	< 0.68	< 1.6
Naphthalene	10	100	< 0.16	NA	< 0.16	< 0.16	< 0.16	< 0.16	< 0.16	< 0.16	< 0.34
n-Butylbenzene	NE	NE	< 0.13	NA	< 0.13	< 0.13	< 0.13	< 0.13	< 0.13	< 0.13	< 0.39
n-Propylbenzene	NE	NE	< 0.13	NA	< 0.13	< 0.13	< 0.13	< 0.13	< 0.13	< 0.13	< 0.41
o-Xylene	400	2000	NA	NA	NA	NA	NA	NA	NA	NA	NA
p-Isopropyltoluene	NE	NE	< 0.17	NA	< 0.17	< 0.17	< 0.17	< 0.17	< 0.17	< 0.17	< 0.36
sec-Butylbenzene	NE	NE	< 0.15	NA	< 0.15	< 0.15	< 0.15	< 0.15	< 0.15	< 0.15	< 0.40
Styrene	10	100	< 0.1	NA	< 0.1	< 0.1	< 0.1	< 0.10	< 0.10	< 0.10	< 0.39
tert-Butylbenzene	NE	NE	< 0.14	NA	< 0.14	< 0.14	< 0.14	< 0.14	< 0.14	< 0.14	< 0.40
Tetrachloroethene	0.5	5	180	NA	160	210	13	23	61	17	30
Toluene	160	800	1.7	NA	< 0.11	< 0.11	< 0.11	< 0.11	< 0.11	< 0.11	< 0.15
trans-1,2-Dichloroethene	20	100	< 0.25	NA	< 0.25	< 0.25	< 0.25	< 0.25	< 0.25	< 0.25	< 0.35
Trichloroethene	0.5	5	4.8	NA	5.4	8.5	6.1	4.2	7.1	2.9	4.1
Vinyl chloride	0.02	0.2	< 0.1	NA	< 0.1	< 0.1	< 0.1	< 0.10	< 0.10	< 0.10	< 0.20
Xylenes, Total	400	2000	1.5	NA	< 0.068	< 0.068	< 0.068	< 0.068	< 0.068	< 0.068	< 0.22
Total PCBs											
Aroclor-1016	0.003	0.03	12	< 0.033	4	< 0.064	< 0.064	< 0.065	NA	NA	NA
Aroclor-1232	0.003	0.03	< 0.49	13	< 0.19	< 0.19	12	< 0.20	NA	NA	NA
Aroclor-1242	0.003	0.03	< 0.69	< 0.099	< 0.19	4.7	< 0.19	7.1	NA	NA	NA
Total Detected PCBs	NE	NE	12	13	4	4.7	12	7.1	NA	NA	NA
Dissolved PCBs											
Aroclor-1016	0.003	0.03	NA	< 0.037	< 0.068	< 0.065	< 0.063	< 0.067	0.89	< 0.063	< 0.064
Aroclor-1232	0.003	0.003	NA	< 0.11	< 0.2	< 0.19	< 0.19	< 0.20	< 0.19	< 0.19	< 0.19
Aroclor-1242	0.003	0.003	NA	< 0.11	< 0.2	< 0.19	< 0.19	0.28 J	< 0.19	1.9	< 0.19
Total Detected PCBs	NE	NE	NA	ND	ND	ND	ND	0.28 J	0.89	1.9	ND

Notes on Page 51.

Table 11
Groundwater Analytical Results Summary
Madison-Kipp Corporation
Madison, Wisconsin

Well ID	Screen Interval (feet bgs)	Preventive Action Limit	Enforcement Standard	MW-22D 45 - 50 ft 01/15/2013	MW-22D ³ 45 - 50 ft 01/15/2013	MW-22D 45 - 50 ft 03/08/2013	MW-22D 45 - 50 ft 04/19/2013	MW-22D ³ 45 - 50 ft 04/19/2013	MW-22D 45 - 50 ft 07/16/2013	MW-22D ³ 45 - 50 ft 07/16/2013	MW-22D 45 - 50 ft 10/10/2013	MW-22D ³ 45 - 50 ft 10/10/2013	MW-22D 45 - 50 ft 04/18/2014
VOCs													
1,1,1,2-Tetrachloroethane	7	70		< 0.25	< 0.25	NA	< 0.25	< 0.25	< 0.25	< 0.25	< 0.25	< 0.25	< 0.25
1,1,1-Trichloroethane	40	200		< 0.2	< 0.2	NA	< 0.2	< 0.2	< 0.2	< 0.2	< 0.2	< 0.2	< 0.20
1,1,2-Trichloroethane	0.5	5		< 0.28	< 0.28	NA	< 0.28	< 0.28	< 0.28	< 0.28	< 0.28	< 0.28	< 0.28
1,1-Dichloroethene	0.7	7		< 0.31	< 0.31	NA	< 0.31	< 0.31	< 0.31	< 0.31	< 0.31	< 0.31	< 0.31
1,2,4-Trimethylbenzene	96	480		< 0.14	< 0.14	NA	< 0.14	< 0.14	< 0.14	< 0.14	< 0.14	< 0.14	< 0.14
1,2-Dibromoethane	0.005	0.05		< 0.36	< 0.36	NA	< 0.36	< 0.36	< 0.36	< 0.36	< 0.36	< 0.36	< 0.36
1,2-Dichlorobenzene	60	600		< 0.27	< 0.27	NA	< 0.27	< 0.27	< 0.27	< 0.27	< 0.27	< 0.27	< 0.27
1,2-Dichloropropane	0.5	5		< 0.2	< 0.2	NA	< 0.2	< 0.2	< 0.2	< 0.2	< 0.2	< 0.2	< 0.20
1,2,3-Trichlorobenzene	NE	NE		< 0.24	< 0.24	NA	< 0.24	< 0.24	< 0.24	< 0.24	< 0.24	< 0.24	< 0.24
1,2,4-Trichlorobenzene	14	70		< 0.31	< 0.31	NA	< 0.31	< 0.31	< 0.31	< 0.31	< 0.31	< 0.31	< 0.31
1,3,5-Trimethylbenzene	96	480		< 0.18	< 0.18	NA	< 0.18	< 0.18	< 0.18	< 0.18	< 0.18	< 0.18	< 0.18
2-Butanone (MEK)	800	4000		NA	NA	NA	NA	NA	NA	NA	NA	NA	NA
2-Hexanone	NE	NE		NA	NA	NA	NA	NA	NA	NA	NA	NA	NA
Acetone	1800	9000		NA	NA	NA	NA	NA	NA	NA	NA	NA	NA
Benzene	0.5	5		< 0.074	< 0.074	NA	< 0.074	< 0.074	< 0.074	< 0.074	< 0.074	< 0.074	< 0.074
Bromodichloromethane	0.06	0.6		< 0.17	< 0.17	NA	< 0.17	< 0.17	< 0.17	< 0.17	< 0.17	< 0.17	< 0.17
Bromoform	0.44	4.4		< 0.28	< 0.28	NA	< 0.28	< 0.28	< 0.28	< 0.28	< 0.28	< 0.28	< 0.28
Bromomethane	1	10		< 0.31	< 0.31	NA	< 0.31	< 0.31	< 0.31	< 0.31	< 0.31	< 0.31	< 0.31
Carbon disulfide	200	1000		NA	NA	NA	NA	NA	NA	NA	NA	NA	NA
Carbon tetrachloride	0.5	5		< 0.26	< 0.26	NA	< 0.26	< 0.26	< 0.26	< 0.26	< 0.26	< 0.26	< 0.26
Chloroform	0.6	6		< 0.2	< 0.2	NA	< 0.2	< 0.2	< 0.2	< 0.2	< 0.2	< 0.2	< 0.20
Chloromethane	3	30		0.47 J	< 0.18	NA	< 0.18	< 0.18	< 0.18	< 0.18	< 0.18	< 0.18	< 0.18
cis-1,2-Dichloroethene	7	70		3.6	3.3	NA	4.9	4.9	3.7	3.7	< 0.12	4.0	2.6
Dichlorodifluoromethane	200	1000		< 0.2	< 0.2	NA	< 0.2	< 0.2	< 0.2	< 0.2	< 0.2	< 0.2	< 0.20
Ethylbenzene	140	700		< 0.13	< 0.13	NA	< 0.13	< 0.13	< 0.13	< 0.13	< 0.13	< 0.13	< 0.13
Isopropylbenzene	NE	NE		< 0.14	< 0.14	NA	< 0.14	< 0.14	< 0.14	< 0.14	< 0.14	< 0.14	< 0.14
m,p-Xylene	400	2000		NA	NA	NA	NA	NA	NA	NA	NA	NA	NA
Methyl tert-butyl ether	12	60		< 0.24	< 0.24	NA	< 0.24	< 0.24	< 0.24	< 0.24	< 0.24	< 0.24	< 0.24
Methylene chloride	0.5	5		< 0.68	< 0.68	NA	< 0.68	< 0.68	< 0.68	< 0.68	< 0.68	< 0.68	< 0.68
Naphthalene	10	100		< 0.16	< 0.16	NA	< 0.16	< 0.16	< 0.16	< 0.16	< 0.16	< 0.16	< 0.16
n-Butylbenzene	NE	NE		< 0.13	< 0.13	NA	< 0.13	< 0.13	< 0.13	< 0.13	< 0.13	< 0.13	< 0.13
n-Propylbenzene	NE	NE		< 0.13	< 0.13	NA	< 0.13	< 0.13	< 0.13	< 0.13	< 0.13	< 0.13	< 0.13
o-Xylene	400	2000		NA	NA	NA	NA	NA	NA	NA	NA	NA	NA
p-Isopropyltoluene	NE	NE		< 0.17	< 0.17	NA	< 0.17	< 0.17	< 0.17	< 0.17	< 0.17	< 0.17	< 0.17
sec-Butylbenzene	NE	NE		< 0.15	< 0.15	NA	< 0.15	< 0.15	< 0.15	< 0.15	< 0.15	< 0.15	< 0.15
Styrene	10	100		< 0.1	< 0.1	NA	< 0.1	< 0.1	< 0.1	< 0.1	< 0.1	< 0.1	< 0.10
tert-Butylbenzene	NE	NE		< 0.14	< 0.14	NA	< 0.14	< 0.14	< 0.14	< 0.14	< 0.14	< 0.14	< 0.14
Tetrachloroethene	0.5	5		520	470	NA	450	430	270	310	190	190	430
Toluene	160	800		< 0.11	< 0.11	NA	< 0.11	< 0.11	0.37 J	0.38 J	< 0.11	< 0.11	< 0.11
trans-1,2-Dichloroethene	20	100		< 0.25	< 0.25	NA	< 0.25	< 0.25	< 0.25	< 0.25	< 0.25	< 0.25	< 0.25
Trichloroethene	0.5	5		5.8	6	NA	5.8	5.7	5	5.3	4.9	5.3	6.8
Vinyl chloride	0.02	0.2		< 0.1	< 0.1	NA	< 0.1	< 0.1	< 0.1	< 0.1	< 0.1	0.92	< 0.10
Xylenes, Total	400	2000		< 0.068	< 0.068	NA	< 0.068	< 0.068	< 0.068	< 0.068	< 0.068	< 0.068	< 0.068
Total PCBs													
Aroclor-1016	0.003	0.03		2.4	NA	< 0.033	< 0.064	NA	< 0.063	NA	< 0.063	NA	< 0.065
Aroclor-1232	0.003	0.03		< 0.092	NA	2.6	< 0.19	NA	< 0.19	NA	3.3	NA	< 0.19
Aroclor-1242	0.003	0.03		< 0.13	NA	< 0.1	< 0.19	NA	0.97	NA	< 0.19	NA	< 0.19
Total Detected PCBs	NE	NE		2.4	NA	2.6	ND	NA	0.97	NA	3.3	NA	ND
Dissolved PCBs													
Aroclor-1016	0.003	0.03		NA	NA	< 0.033	< 0.064	NA	< 0.064	NA	< 0.065	NA	< 0.066
Aroclor-1232	0.003	0.003		NA	NA	< 0.1	< 0.19	NA	< 0.19	NA	< 0.19	NA	< 0.20
Aroclor-1242	0.003	0.003		NA	NA	< 0.1	< 0.19	NA	< 0.19	NA	< 0.19	NA	< 0.20
Total Detected PCBs	NE	NE		NA	NA	ND	ND	NA	ND	NA	ND	NA	ND

Notes on Page 51.

Table 11
Groundwater Analytical Results Summary
Madison-Kipp Corporation
Madison, Wisconsin

Well ID	Screen Interval (feet bgs)	Preventive Action Limit	Enforcement Standard	MW-22D ³ 45 - 50 ft 04/18/2014	MW-22D 45 - 50 ft 10/16/2014	MW-22D ³ 45 - 50 ft 10/16/2014	MW-22D 45 - 50 ft 04/09/2015	MW-22D ³ 45 - 50 ft 04/09/2015	MW-22D 45 - 50 ft 06/10/2015	MW-22D 45 - 50 ft 07/20/2015	MW-22D 45 - 50 ft 10/20/2015	MW-22D ³ 45 - 50 ft 10/20/2015	MW-22D 45 - 50 ft 01/22/2016	MW-22D 45 - 50 ft 04/21/2016
VOCs														
1,1,1,2-Tetrachloroethane	7	70		< 0.25	< 0.25	< 0.25	< 0.25	< 0.25	NA	NA	< 0.46	< 0.46	< 0.11	< 2.2
1,1,1-Trichloroethane	40	200		< 0.20	< 0.20	< 0.20	< 0.20	< 0.20	NA	NA	< 0.38	< 0.38	< 0.10	< 2.0
1,1,2-Trichloroethane	0.5	5		< 0.28	< 0.28	< 0.28	< 0.28	< 0.28	NA	NA	< 0.35	< 0.35	< 0.10	< 2.0
1,1-Dichloroethene	0.7	7		< 0.31	< 0.31	< 0.31	< 0.31	< 0.31	NA	NA	< 0.39	< 0.39	< 0.14	< 2.8
1,2,4-Trimethylbenzene	96	480		< 0.14	< 0.14	< 0.14	< 0.14	< 0.14	NA	NA	< 0.36	< 0.36	< 0.060	< 1.2
1,2-Dibromoethane	0.005	0.05		< 0.36	< 0.36	< 0.36	< 0.36	< 0.36	NA	NA	< 0.39	< 0.39	< 0.13	< 2.6
1,2-Dichlorobenzene	60	600		< 0.27	< 0.27	< 0.27	< 0.27	< 0.27	NA	NA	< 0.33	< 0.33	< 0.076	< 1.5
1,2-Dichloropropane	0.5	5		< 0.20	< 0.20	< 0.20	< 0.20	< 0.20	NA	NA	< 0.43	< 0.43	< 0.10	< 2.0
1,2,3-Trichlorobenzene	NE	NE		< 0.24	< 0.24	< 0.24	< 0.24	< 0.24	NA	NA	< 0.46	< 0.46	< 0.045	< 0.90
1,2,4-Trichlorobenzene	14	70		< 0.31	< 0.31	< 0.31	< 0.31	< 0.31	NA	NA	< 0.34	< 0.34	< 0.077	< 1.5
1,3,5-Trimethylbenzene	96	480		< 0.18	< 0.18	< 0.18	< 0.18	< 0.18	NA	NA	< 0.25	< 0.25	< 0.075	< 1.5
2-Butanone (MEK)	800	4000		NA	NA	NA	NA	NA	NA	NA	NA	NA	< 3.0	< 60
2-Hexanone	NE	NE		NA	NA	NA	NA	NA	NA	NA	NA	NA	< 0.95	< 19
Acetone	1800	9000		NA	NA	NA	NA	NA	NA	NA	NA	NA	< 3.4	< 68
Benzene	0.5	5		< 0.074	< 0.074	< 0.074	0.47 J	< 0.074	NA	NA	< 0.15	< 0.15	< 0.089	< 1.8
Bromodichloromethane	0.06	0.6		< 0.17	< 0.17	< 0.17	< 0.17	< 0.17	NA	NA	< 0.37	< 0.37	< 0.077	< 1.5
Bromoform	0.44	4.4		< 0.28	< 0.28	< 0.28	< 0.28	< 0.28	NA	NA	< 0.48	< 0.48	< 0.088	< 1.8
Bromomethane	1	10		< 0.31	< 0.31	< 0.31	< 0.31	< 0.31	NA	NA	< 0.80	< 0.80	< 0.59	< 12
Carbon disulfide	200	1000		NA	NA	NA	NA	NA	NA	NA	NA	NA	< 0.053	9.2 J
Carbon tetrachloride	0.5	5		< 0.26	< 0.26	< 0.26	< 0.26	< 0.26	NA	NA	< 0.38	< 0.38	< 0.038	< 0.76
Chloroform	0.6	6		< 0.20	< 0.20	< 0.20	< 0.20	< 0.20	NA	NA	< 0.37	< 0.37	0.36 J	2.4 BJ
Chloromethane	3	30		< 0.18	< 0.18	< 0.18	< 0.18	< 0.18	NA	NA	< 0.32	< 0.32	< 0.16	< 3.2
cis-1,2-Dichloroethene	7	70		2.5	4.2	4.9	4.2	4.4	NA	NA	4.0	3.9	3.9	3.6 J
Dichlorodifluoromethane	200	1000		< 0.20	< 0.20	< 0.20	< 0.20	< 0.20	NA	NA	< 0.54	< 0.54	< 0.11	< 2.2
Ethylbenzene	140	700		< 0.13	< 0.13	< 0.13	< 0.13	< 0.13	NA	NA	< 0.18	< 0.18	< 0.054	< 1.1
Isopropylbenzene	NE	NE		< 0.14	< 0.14	< 0.14	< 0.14	< 0.14	NA	NA	< 0.39	< 0.39	< 0.081	< 1.6
m,p-Xylene	400	2000		NA	NA	NA	NA	NA	NA	NA	NA	NA	< 0.057	< 1.1
Methyl tert-butyl ether	12	60		< 0.24	< 0.24	< 0.24	< 0.24	< 0.24	NA	NA	< 0.39	< 0.39	< 0.14	< 2.8
Methylene chloride	0.5	5		< 0.68	6.6	7.1	< 0.68	< 0.68	NA	NA	< 1.6	< 1.6	< 0.14	< 2.8
Naphthalene	10	100		< 0.16	< 0.16	< 0.16	< 0.16	< 0.16	NA	NA	< 0.34	< 0.34	< 0.088	< 1.8
n-Butylbenzene	NE	NE		< 0.13	< 0.13	< 0.13	< 0.13	< 0.13	NA	NA	< 0.39	< 0.39	< 0.14	< 2.8
n-Propylbenzene	NE	NE		< 0.13	< 0.13	< 0.13	< 0.13	< 0.13	NA	NA	< 0.41	< 0.41	< 0.10	< 2.0
o-Xylene	400	2000		NA	NA	NA	NA	NA	NA	NA	NA	NA	< 0.058	< 1.2
p-Isopropyltoluene	NE	NE		< 0.17	< 0.17	< 0.17	< 0.17	< 0.17	NA	NA	< 0.36	< 0.36	< 0.085	< 1.7
sec-Butylbenzene	NE	NE		< 0.15	< 0.15	< 0.15	< 0.15	< 0.15	NA	NA	< 0.40	< 0.40	< 0.13	< 2.6
Styrene	10	100		< 0.10	< 0.10	< 0.10	< 0.10	< 0.10	NA	NA	< 0.39	< 0.39	< 0.065	< 1.3
tert-Butylbenzene	NE	NE		< 0.14	< 0.14	< 0.14	< 0.14	< 0.14	NA	NA	< 0.40	< 0.40	< 0.12	< 2.4
Tetrachloroethene	0.5	5		450	250	270	170	190	NA	NA	140	160	220	140
Toluene	160	800		< 0.11	< 0.11	< 0.11	< 0.11	< 0.11	NA	NA	< 0.15	< 0.15	< 0.053	< 1.1
trans-1,2-Dichloroethene	20	100		< 0.25	< 0.25	< 0.25	< 0.25	< 0.25	NA	NA	< 0.35	< 0.35	0.23 J	< 2.2
Trichloroethene	0.5	5		6.7	5.7	6.9	5.6	5.7	NA	NA	5.4	5.7	6.1	5.6 J
Vinyl chloride	0.02	0.2		< 0.10	0.68	0.66	0.62	< 0.10	NA	NA	0.66	0.74	< 0.16	< 3.2
Xylenes, Total	400	2000		< 0.068	< 0.068	< 0.068	< 0.068	< 0.068	NA	NA	< 0.22	< 0.22	NA	NA
Total PCBs														
Aroclor-1016	0.003	0.03		NA	NA	NA	NA	NA	NA	NA	NA	NA	NA	NA
Aroclor-1232	0.003	0.03		NA	NA	NA	NA	NA	NA	NA	NA	NA	NA	NA
Aroclor-1242	0.003	0.03		NA	NA	NA	NA	NA	NA	NA	NA	NA	NA	NA
Total Detected PCBs	NE	NE		NA	NA	NA	NA	NA	NA	NA	NA	NA	NA	NA
Dissolved PCBs														
Aroclor-1016	0.003	0.03		NA	< 0.063	NA	< 0.063	NA	< 0.066	< 0.062	< 0.069	NA	NA	NA
Aroclor-1232	0.003	0.003		NA	< 0.19	NA	< 0.19	NA	< 0.20	< 0.19	< 0.21	NA	NA	NA
Aroclor-1242	0.003	0.003		NA	< 0.19	NA	4.3	NA	< 0.20	< 0.19	< 0.21	NA	NA	NA
Total Detected PCBs	NE	NE		NA	ND	NA	4.3	NA	ND	ND	ND	NA	NA	NA

Notes on Page 51.

Table 11
Groundwater Analytical Results Summary
Madison-Kipp Corporation
Madison, Wisconsin

Well ID	Preventive	Enforcement	MW-23S	MW-23S	MW-23S	MW-23S	MW-23S	MW-23S	MW-23S	MW-23S	MW-23S	MW-23S
Screen Interval (feet bgs)	Action Limit	Standard	24 - 35 ft	24 - 35 ft	24 - 35 ft	24 - 35 ft	24 - 35 ft	24 - 35 ft	24 - 35 ft	24 - 35 ft	24 - 35 ft	24 - 35 ft
Sample Date			01/15/2013	04/19/2013	07/16/2013	09/05/2013	09/05/2013	10/10/2013	04/18/2014	10/20/2014	04/09/2015	10/20/2015
VOCs												
1,1,1,2-Tetrachloroethane	7	70	< 0.25	< 0.25	< 0.25	< 0.25	NA	< 0.25	< 0.25	< 0.25	< 0.25	< 0.46
1,1,1-Trichloroethane	40	200	< 0.2	< 0.2	< 0.2	< 0.2	NA	< 0.2	< 0.20	< 0.20	< 0.20	< 0.38
1,1,2-Trichloroethane	0.5	5	< 0.28	< 0.28	< 0.28	< 0.28	NA	1.8	< 0.28	< 0.28	< 0.28	< 0.35
1,1-Dichloroethene	0.7	7	< 0.31	< 0.31	< 0.31	< 0.31	NA	< 0.31	< 0.31	< 0.31	< 0.31	< 0.39
1,2,4-Trimethylbenzene	96	480	< 0.14	< 0.14	< 0.14	< 0.14	NA	< 0.14	< 0.14	< 0.14	< 0.14	< 0.36
1,2-Dibromoethane	0.005	0.05	< 0.36	< 0.36	< 0.36	< 0.36	NA	< 0.36	< 0.36	< 0.36	< 0.36	< 0.39
1,2-Dichlorobenzene	60	600	< 0.27	< 0.27	< 0.27	< 0.27	NA	< 0.27	< 0.27	< 0.27	< 0.27	< 0.33
1,2-Dichloropropane	0.5	5	< 0.2	< 0.2	< 0.2	< 0.2	NA	< 0.2	< 0.20	< 0.20	< 0.20	< 0.43
1,2,3-Trichlorobenzene	NE	NE	< 0.24	< 0.24	< 0.24	< 0.24	NA	< 0.24	< 0.24	< 0.24	< 0.24	< 0.46
1,2,4-Trichlorobenzene	14	70	< 0.31	< 0.31	< 0.31	< 0.31	NA	< 0.31	< 0.31	< 0.31	< 0.31	< 0.34
1,3,5-Trimethylbenzene	96	480	< 0.18	< 0.18	< 0.18	< 0.18	NA	< 0.18	< 0.18	< 0.18	< 0.18	< 0.25
2-Butanone (MEK)	800	4000	NA	NA	NA	NA	NA	NA	NA	NA	NA	NA
2-Hexanone	NE	NE	NA	NA	NA	NA	NA	NA	NA	NA	NA	NA
Acetone	1800	9000	NA	NA	NA	NA	NA	NA	NA	NA	NA	NA
Benzene	0.5	5	0.73	< 0.074	< 0.074	< 0.074	NA	< 0.074	< 0.074	< 0.074	< 0.074	< 0.15
Bromodichloromethane	0.06	0.6	< 0.17	< 0.17	< 0.17	< 0.17	NA	< 0.17	< 0.17	< 0.17	< 0.17	< 0.37
Bromoform	0.44	4.4	< 0.28	< 0.28	< 0.28	< 0.28	NA	< 0.28	< 0.28	< 0.28	< 0.28	< 0.48
Bromomethane	1	10	< 0.31	< 0.31	< 0.31	< 0.31	NA	< 0.31	< 0.31	< 0.31 *	< 0.31	< 0.80
Carbon disulfide	200	1000	NA	NA	NA	NA	NA	NA	NA	NA	NA	NA
Carbon tetrachloride	0.5	5	< 0.26	< 0.26	< 0.26	< 0.26	NA	< 0.26	< 0.26	< 0.26	< 0.26	< 0.38
Chloroform	0.6	6	< 0.2	< 0.2	< 0.2	< 0.2	NA	< 0.2	< 0.20	< 0.20	< 0.20	< 0.37
Chloromethane	3	30	1.2	< 0.18	< 0.18	< 0.18	NA	< 0.18	< 0.18	< 0.18	< 0.18	< 0.32
cis-1,2-Dichloroethene	7	70	< 0.12	3.7	29	27	NA	16	16	19	20	9.6
Dichlorodifluoromethane	200	1000	< 0.2	< 0.2	< 0.2	< 0.2	NA	< 0.2	< 0.20	< 0.20	< 0.20	< 0.54
Ethylbenzene	140	700	0.43 J	< 0.13	< 0.13	< 0.13	NA	< 0.13	< 0.13	< 0.13	< 0.13	< 0.18
Isopropylbenzene	NE	NE	< 0.14	< 0.14	< 0.14	< 0.14	NA	< 0.14	< 0.14	< 0.14	< 0.14	< 0.39
m,p-Xylene	400	2000	NA	NA	NA	NA	NA	NA	NA	NA	NA	NA
Methyl tert-butyl ether	12	60	< 0.24	< 0.24	< 0.24	< 0.24	NA	< 0.24	< 0.24	< 0.24	< 0.24	< 0.39
Methylene chloride	0.5	5	< 0.68	< 0.68	< 0.68	< 0.68	NA	< 0.68	< 0.68	< 0.68	< 0.68	< 1.6
Naphthalene	10	100	< 0.16	< 0.16	< 0.16	< 0.16	NA	< 0.16	< 0.16	< 0.16	< 0.16	< 0.34
n-Butylbenzene	NE	NE	< 0.13	< 0.13	< 0.13	< 0.13	NA	< 0.13	< 0.13	< 0.13	< 0.13	< 0.39
n-Propylbenzene	NE	NE	< 0.13	< 0.13	< 0.13	< 0.13	NA	< 0.13	< 0.13	< 0.13	< 0.13	< 0.41
o-Xylene	400	2000	NA	NA	NA	NA	NA	NA	NA	NA	NA	NA
p-Isopropyltoluene	NE	NE	< 0.17	< 0.17	< 0.17	< 0.17	NA	< 0.17	< 0.17	< 0.17	< 0.17	< 0.36
sec-Butylbenzene	NE	NE	< 0.15	< 0.15	< 0.15	< 0.15	NA	< 0.15	< 0.15	< 0.15	< 0.15	< 0.40
Styrene	10	100	< 0.1	< 0.1	< 0.1	< 0.1	NA	< 0.1	< 0.10	< 0.10	< 0.10	< 0.39
tert-Butylbenzene	NE	NE	< 0.14	< 0.14	< 0.14	< 0.14	NA	< 0.14	< 0.14	< 0.14	< 0.14	< 0.40
Tetrachloroethene	0.5	5	290	580	420	240	NA	130	210	190	190	360
Toluene	160	800	1.3	< 0.11	< 0.11	< 0.11	NA	< 0.11	< 0.11	< 0.11	< 0.11	< 0.15
trans-1,2-Dichloroethene	20	100	< 0.25	< 0.25	< 0.25	< 0.25	NA	< 0.25	< 0.25	< 0.25	< 0.25	< 0.35
Trichloroethene	0.5	5	0.64	1.4	20	17	NA	15	11	11	10	5.9
Vinyl chloride	0.02	0.2	< 0.1	< 0.1	< 0.1	< 0.1	NA	< 0.1	< 0.10	< 0.10	< 0.10	< 0.20
Xylenes, Total	400	2000	0.95 J	< 0.068	< 0.068	< 0.068	NA	< 0.068	< 0.068	< 0.068	< 0.068	< 0.22
Total PCBs												
Aroclor-1016	0.003	0.03	< 0.19	NA	< 0.063	< 0.028	NA	< 0.066	NA	NA	NA	NA
Aroclor-1232	0.003	0.03	< 0.11	NA	< 0.19	< 0.083	NA	< 0.2	NA	NA	NA	NA
Aroclor-1242	0.003	0.03	< 0.15	NA	< 0.19	< 0.083	NA	< 0.2	NA	NA	NA	NA
Total Detected PCBs	NE	NE	ND	NA	ND	ND	NA	ND	NA	NA	NA	NA
Dissolved PCBs												
Aroclor-1016	0.003	0.03	NA	NA	< 0.063	NA	< 0.026	< 0.064	NA	< 0.063	< 0.063	< 0.063
Aroclor-1232	0.003	0.003	NA	NA	< 0.19	NA	< 0.078	< 0.19	NA	< 0.19	< 0.19	< 0.19
Aroclor-1242	0.003	0.003	NA	NA	< 0.19	NA	< 0.078	< 0.19	NA	< 0.19	< 0.19	< 0.19
Total Detected PCBs	NE	NE	NA	NA	ND	NA	ND	ND	NA	ND	ND	ND

Notes on Page 51.

Table 11
Groundwater Analytical Results Summary
Madison-Kipp Corporation
Madison, Wisconsin

Well ID	Preventive	Enforcement	MW-23D	MW-23D	MW-23D	MW-23D	MW-23D	MW-23D	MW-23D	MW-23D	MW-23D	MW-23D	MW-23D	MW-23D	MW-24	MW-24	MW-24	MW-24	MW-24	
Screen Interval (feet bgs)	Action Limit	Standard	45 - 50 ft	45 - 50 ft	45 - 50 ft	45 - 50 ft	45 - 50 ft	45 - 50 ft	45 - 50 ft	45 - 50 ft	45 - 50 ft	45 - 50 ft	45 - 50 ft	45 - 50 ft	30 - 40 ft	30 - 40 ft	30 - 40 ft	30 - 40 ft	30 - 40 ft	
Sample Date			01/14/2013	03/08/2013	04/19/2013	04/20/2013	07/17/2013	10/10/2013	04/18/2014	10/20/2014	04/09/2015	10/20/2015	01/22/2016	04/21/2016	04/29/2013	07/19/2013	10/08/2013	04/17/2014	10/14/2014	
VOCs																				
1,1,1,2-Tetrachloroethane	7	70	< 0.25	NA	< 0.25	NA	< 0.25	< 0.25	< 0.25	< 0.25	< 0.25	< 0.25	< 0.46	< 0.11	< 2.2	< 0.25	< 0.25	< 0.25	< 0.25	< 0.25
1,1,1-Trichloroethane	40	200	< 0.2	NA	< 0.2	NA	< 0.2	< 0.2	< 0.20	< 0.20	< 0.20	< 0.20	< 0.38	< 0.10	< 2.0	< 0.2	< 0.2	< 0.2	< 0.20	< 0.20
1,1,2-Trichloroethane	0.5	5	< 0.28	NA	< 0.28	NA	< 0.28	< 0.28	< 0.28	< 0.28	< 0.28	< 0.28	< 0.35	< 0.10	< 2.0	< 0.28	< 0.28	< 0.28	< 0.28	< 0.28
1,1-Dichloroethene	0.7	7	< 0.31	NA	< 0.31	NA	< 0.31	< 0.31	< 0.31	< 0.31	< 0.31	< 0.31	< 0.39	< 0.14	< 2.8	< 0.31	< 0.31	< 0.31	< 0.31	< 0.31
1,2,4-Trimethylbenzene	96	480	< 0.14	NA	< 0.14	NA	< 0.14	< 0.14	< 0.14	< 0.14	< 0.14	< 0.14	< 0.36	< 0.060	< 1.2	< 0.14	< 0.14	< 0.14	< 0.14	< 0.14
1,2-Dibromoethane	0.005	0.05	< 0.36	NA	< 0.36	NA	< 0.36	< 0.36	< 0.36	< 0.36	< 0.36	< 0.36	< 0.39	< 0.13	< 2.6	< 0.36	< 0.36	< 0.36	< 0.36	< 0.36
1,2-Dichlorobenzene	60	600	< 0.27	NA	< 0.27	NA	< 0.27	< 0.27	< 0.27	< 0.27	< 0.27	< 0.27	< 0.33	< 0.076	< 1.5	< 0.27	< 0.27	< 0.27	< 0.27	< 0.27
1,2-Dichloropropane	0.5	5	< 0.2	NA	< 0.2	NA	< 0.2	< 0.2	< 0.20	< 0.20	< 0.20	< 0.20	< 0.43	< 0.10	< 2.0	< 0.2	< 0.2	< 0.2	< 0.20	< 0.20
1,2,3-Trichlorobenzene	NE	NE	< 0.24	NA	< 0.24	NA	< 0.24	< 0.24	< 0.24	< 0.24	< 0.24	< 0.24	< 0.46	< 0.045	< 0.90	< 0.24	< 0.24	< 0.24	< 0.24	< 0.24
1,2,4-Trichlorobenzene	14	70	< 0.31	NA	< 0.31	NA	< 0.31	< 0.31	< 0.31	< 0.31	< 0.31	< 0.31	< 0.34	< 0.077	< 1.5	< 0.31	< 0.31	< 0.31	< 0.31	< 0.31
1,3,5-Trimethylbenzene	96	480	< 0.18	NA	< 0.18	NA	< 0.18	< 0.18	< 0.18	< 0.18	< 0.18	< 0.18	< 0.25	< 0.075	< 1.5	< 0.18	< 0.18	< 0.18	< 0.18	< 0.18
2-Butanone (MEK)	800	4000	NA	NA	NA	NA	NA	NA	NA	NA	NA	NA	NA	< 3.0	< 60	NA	NA	NA	NA	NA
2-Hexanone	NE	NE	NA	NA	NA	NA	NA	NA	NA	NA	NA	NA	NA	< 0.95	< 19	NA	NA	NA	NA	NA
Acetone	1800	9000	NA	NA	NA	NA	NA	NA	NA	NA	NA	NA	NA	< 3.4	< 68	NA	NA	NA	NA	NA
Benzene	0.5	5	0.32 J	NA	< 0.074	NA	< 0.074	< 0.074	< 0.074	< 0.074	< 0.074	< 0.074	< 0.15	< 0.089	< 1.8	< 0.074	< 0.074	< 0.074	< 0.074	< 0.074
Bromodichloromethane	0.06	0.6	< 0.17	NA	< 0.17	NA	< 0.17	< 0.17	< 0.17	< 0.17	< 0.17	< 0.17	< 0.37	< 0.077	< 1.5	< 0.17	< 0.17	< 0.17	< 0.17	< 0.17
Bromoform	0.44	4.4	< 0.28	NA	< 0.28	NA	< 0.28	< 0.28	< 0.28	< 0.28	< 0.28	< 0.28	< 0.48	< 0.088	< 1.8	< 0.28	< 0.28	< 0.28	< 0.28	< 0.28
Bromomethane	1	10	< 0.31	NA	< 0.31	NA	< 0.31	< 0.31	< 0.31	< 0.31	< 0.31	< 0.31	< 0.80	< 0.59	< 12	< 0.31	< 0.31	< 0.31	< 0.31	< 0.31 *
Carbon disulfide	200	1000	NA	NA	NA	NA	NA	NA	NA	NA	NA	NA	NA	< 0.053	< 1.1	NA	NA	NA	NA	NA
Carbon tetrachloride	0.5	5	< 0.26	NA	< 0.26	NA	< 0.26	< 0.26	< 0.26	< 0.26	< 0.26	< 0.26	< 0.38	< 0.038	< 0.76	< 0.26	< 0.26	< 0.26	< 0.26	< 0.26
Chloroform	0.6	6	< 0.2	NA	< 0.2	NA	< 0.2	< 0.2	< 0.20	< 0.20	< 0.20	< 0.20	< 0.37	< 0.062	2.2 BJ	< 0.2	< 0.2	< 0.2	< 0.20	< 0.20
Chloromethane	3	30	< 0.18	NA	< 0.18	NA	< 0.18	< 0.18	< 0.18	< 0.18	< 0.18	< 0.18	< 0.32	< 0.16	< 3.2	< 0.18	< 0.18	< 0.18	< 0.18	< 0.18
cis-1,2-Dichloroethene	7	70	< 0.12	NA	< 0.12	NA	< 0.12	< 0.12	< 0.12	< 0.12	< 0.12	< 0.12	< 0.41	< 0.11	< 2.2	< 0.12	< 0.12	< 0.12	< 0.12	< 0.12
Dichlorodifluoromethane	200	1000	< 0.2	NA	< 0.2	NA	< 0.2	< 0.2	< 0.20	< 0.20	< 0.20	< 0.20	< 0.54	0.27 J	< 2.2	< 0.2	< 0.2	< 0.2	< 0.20	< 0.20
Ethylbenzene	140	700	0.20 J	NA	< 0.13	NA	< 0.13	< 0.13	< 0.13	< 0.13	< 0.13	< 0.13	< 0.18	< 0.054	< 1.1	< 0.13	0.31 J	< 0.13	< 0.13	< 0.13
Isopropylbenzene	NE	NE	< 0.14	NA	< 0.14	NA	< 0.14	< 0.14	< 0.14	< 0.14	< 0.14	< 0.14	< 0.39	< 0.081	< 1.6	< 0.14	< 0.14	< 0.14	< 0.14	< 0.14
m,p-Xylene	400	2000	NA	NA	NA	NA	NA	NA	NA	NA	NA	NA	NA	< 0.057	< 1.1	NA	NA	NA	NA	NA
Methyl tert-butyl ether	12	60	< 0.24	NA	< 0.24	NA	< 0.24	< 0.24	< 0.24	< 0.24	< 0.24	< 0.24	< 0.39	< 0.14	< 2.8	< 0.24	< 0.24	< 0.24	< 0.24	< 0.24
Methylene chloride	0.5	5	< 0.68	NA	< 0.68	NA	< 0.68	< 0.68	< 0.68	< 0.68	< 0.68	< 0.68	< 1.6	0.57 J	< 2.8	< 0.68	< 0.68	< 0.68	< 0.68	< 0.68
Naphthalene	10	100	< 0.16	NA	< 0.16	NA	< 0.16	< 0.16	< 0.16	< 0.16	< 0.16	< 0.16	< 0.34	< 0.088	< 1.8	< 0.16	< 0.16	< 0.16	< 0.16	< 0.16
n-Butylbenzene	NE	NE	< 0.13	NA	< 0.13	NA	< 0.13	< 0.13	< 0.13	< 0.13	< 0.13	< 0.13	< 0.39	< 0.14	< 2.8	< 0.13	< 0.13	< 0.13	< 0.13	< 0.13
n-Propylbenzene	NE	NE	< 0.13	NA	< 0.13	NA	< 0.13	< 0.13	< 0.13	< 0.13	< 0.13	< 0.13	< 0.41	< 0.10	< 2.0	< 0.13	< 0.13	< 0.13	< 0.13	< 0.13
o-Xylene	400	2000	NA	NA	NA	NA	NA	NA	NA	NA	NA	NA	NA	< 0.058	< 1.2	NA	NA	NA	NA	NA
p-Isopropyltoluene	NE	NE	< 0.17	NA	< 0.17	NA	< 0.17	< 0.17	< 0.17	< 0.17	< 0.17	< 0.17	< 0.36	< 0.085	< 1.7	< 0.17	< 0.17	< 0.17	< 0.17	< 0.17
sec-Butylbenzene	NE	NE	< 0.15	NA	< 0.15	NA	< 0.15	< 0.15	< 0.15	< 0.15	< 0.15	< 0.15	< 0.40	< 0.13	< 2.6	< 0.15	< 0.15	< 0.15	< 0.15	< 0.15
Styrene	10	100	< 0.1	NA	< 0.1	NA	< 0.1	< 0.1	< 0.10	< 0.10	< 0.10	< 0.10	< 0.39	< 0.065	< 1.3	< 0.1	< 0.1	< 0.1	< 0.10	< 0.10
tert-Butylbenzene	NE	NE	< 0.14	NA	< 0.14	NA	< 0.14	< 0.14	< 0.14	< 0.14	< 0.14	< 0.14	< 0.40	< 0.12	< 2.4	< 0.14	< 0.14	< 0.14	< 0.14	< 0.14
Tetrachloroethene	0.5	5	100	NA	86	NA	170	160	190	190	220	84	170	130	3	3	3.3	2.8	0.83 J	
Toluene	160	800	0.60	NA	< 0.11	NA	< 0.11	< 0.11	< 0.11	< 0.11	< 0.11	< 0.11	< 0.15	< 0.053	< 1.1	< 0.11	< 0.11	< 0.11	< 0.11	< 0.11
trans-1,2-Dichloroethene	20	100	< 0.25	NA	< 0.25	NA	< 0.25	< 0.25	< 0.25	< 0.25	< 0.25	< 0.25	< 0.35	< 0.11	< 2.2	< 0.25	< 0.25	< 0.25	< 0.25	< 0.25
Trichloroethene	0.5	5	< 0.19	NA	0.53	NA	0.21 J	< 0.19	< 0.19	0.27 J	< 0.19	< 0.16	0.22 J	< 1.2	< 1.2	< 0.19	< 0.19	< 0.19	< 0.19	< 0.19
Vinyl chloride	0.02	0.2	< 0.1	NA	< 0.1	NA	< 0.1	< 0.1	< 0.10	< 0.10	< 0.10	< 0.10	< 0.20	< 0.16	< 3.2	< 0.1	< 0.1	< 0.1	< 0.10	< 0.10
Xylenes, Total	400	2000	0.68 J	NA	< 0.068	NA	< 0.068	< 0.068	< 0.068	< 0.068	< 0.068	< 0.068	< 0.22	NA	NA	< 0.068	0.37 J	< 0.068	< 0.068	< 0.068
Total PCBs																				
Aroclor-1016	0.003	0.03	< 0.16	< 0.034	NA	< 0.065	< 0.067	< 0.064	NA	NA	NA	NA	NA	NA	NA	NA	NA	NA	NA	NA
Aroclor-1232	0.003	0.03	< 0.089	< 0.1	NA	< 0.19	< 0.2	< 0.19	NA	NA	NA	NA	NA	NA	NA	NA	NA	NA	NA	NA
Aroclor-1242	0.003	0.03	0.24 J	< 0.1	NA	< 0.19	< 0.2	< 0.19	NA	NA	NA	NA	NA	NA	NA	NA	NA	NA	NA	NA
Total Detected PCBs	NE	NE	0.24 J	ND	NA	ND	ND	ND	NA	NA	NA	NA	NA	NA	NA	NA	NA	NA	NA	NA
Dissolved PCBs																				
Aroclor-1016	0.003	0.03	NA	< 0.034	NA	< 0.066	< 0.068	< 0.065	NA	< 0.063	< 0.063	< 0.065	NA	NA	NA					

Table 11
Groundwater Analytical Results Summary
Madison-Kipp Corporation
Madison, Wisconsin

Well ID	Preventive	Enforcement	MW-25D	MW-25D ³	MW-25D	MW-25D	MW-25D	MW-25D	MW-25D	MW-25D	MW-25D	MW-25D	MW-25D	MW-25D
Screen Interval (feet bgs)	Action Limit	Standard	120 - 130 ft	120 - 130 ft	120 - 130 ft	120 - 130 ft	120 - 130 ft	120 - 130 ft	120 - 130 ft	120 - 130 ft	120 - 130 ft	120 - 130 ft	120 - 130 ft	120 - 130 ft
Sample Date			05/06/2013	05/06/2013	07/19/2013	10/09/2013	04/21/2014	07/09/2014	08/26/2014	10/20/2014	01/28/2015	04/10/2015	07/21/2015	10/19/2015
VOCs														
1,1,1,2-Tetrachloroethane	7	70	< 0.25	< 0.25	< 0.25	< 0.25	< 0.25	< 0.25	< 0.25	< 0.25	< 0.25	< 0.25	< 0.25	< 0.46
1,1,1-Trichloroethane	40	200	< 0.2	< 0.2	< 0.2	< 0.2	< 0.20	< 0.20	< 0.20	< 0.20	< 0.20	< 0.20	< 0.20	< 0.38
1,1,2-Trichloroethane	0.5	5	< 0.28	< 0.28	< 0.28	< 0.28	< 0.28	< 0.28	< 0.28	< 0.28	< 0.28	< 0.28	< 0.28	< 0.35
1,1-Dichloroethene	0.7	7	< 0.31	< 0.31	< 0.31	< 0.31	< 0.31	< 0.31	< 0.31	< 0.31	< 0.31	< 0.31	< 0.31	< 0.39
1,2,4-Trimethylbenzene	96	480	< 0.14	< 0.14	< 0.14	< 0.14	< 0.14	< 0.14	< 0.14	< 0.14	< 0.14	< 0.14	< 0.14	< 0.36
1,2-Dibromoethane	0.005	0.05	< 0.36	< 0.36	< 0.36	< 0.36	< 0.36	< 0.36	< 0.36	< 0.36	< 0.36	< 0.36	< 0.36	< 0.39
1,2-Dichlorobenzene	60	600	< 0.27	< 0.27	< 0.27	< 0.27	< 0.27	< 0.27	< 0.27	< 0.27	< 0.27	< 0.27	< 0.27	< 0.33
1,2-Dichloropropane	0.5	5	< 0.2	< 0.2	< 0.2	< 0.2	< 0.20	< 0.20	< 0.20	< 0.20	< 0.20	< 0.20	< 0.20	< 0.43
1,2,3-Trichlorobenzene	NE	NE	< 0.24	< 0.24	< 0.24	< 0.24	< 0.24	< 0.24	< 0.24	< 0.24	< 0.24	< 0.24	< 0.24	< 0.46
1,2,4-Trichlorobenzene	14	70	< 0.31	< 0.31	< 0.31	< 0.31	< 0.31	< 0.31	< 0.31	< 0.31	< 0.31	< 0.31	< 0.31	< 0.34
1,3,5-Trimethylbenzene	96	480	< 0.18	< 0.18	< 0.18	< 0.18	< 0.18	< 0.18	< 0.18	< 0.18	< 0.18	< 0.18	< 0.18	< 0.25
2-Butanone (MEK)	800	4000	NA	NA	NA	NA	NA	NA	NA	NA	NA	NA	NA	NA
2-Hexanone	NE	NE	NA	NA	NA	NA	NA	NA	NA	NA	NA	NA	NA	NA
Acetone	1800	9000	NA	NA	NA	NA	NA	NA	NA	NA	NA	NA	NA	NA
Benzene	0.5	5	< 0.074	< 0.074	< 0.074	< 0.074	< 0.074	< 0.074	< 0.074	< 0.074	< 0.074	< 0.074	< 0.074	< 0.15
Bromodichloromethane	0.06	0.6	< 0.17	< 0.17	< 0.17	< 0.17	< 0.17	< 0.17	< 0.17	< 0.17	< 0.17	< 0.17	< 0.17	< 0.37
Bromoform	0.44	4.4	< 0.28	< 0.28	< 0.28	< 0.28	< 0.28	< 0.28	< 0.28	< 0.28	< 0.28	< 0.28	< 0.28	< 0.48
Bromomethane	1	10	< 0.31	< 0.31	< 0.31	< 0.31	< 0.31	< 0.31	< 0.31	< 0.31	< 0.31	< 0.31	< 0.31	< 0.80
Carbon disulfide	200	1000	NA	NA	NA	NA	NA	NA	NA	NA	NA	NA	NA	NA
Carbon tetrachloride	0.5	5	< 0.26	< 0.26	< 0.26	< 0.26	< 0.26	< 0.26	< 0.26	< 0.26	< 0.26	< 0.26	< 0.26	< 0.38
Chloroform	0.6	6	< 0.2	< 0.2	< 0.2	< 0.2	< 0.20	< 0.20	< 0.20	< 0.20	< 0.20	< 0.20	< 0.20	< 0.37
Chloromethane	3	30	< 0.18	< 0.18	< 0.18	< 0.18	< 0.18	< 0.18	< 0.18	< 0.18	< 0.18	< 0.18	< 0.18	< 0.32
cis-1,2-Dichloroethene	7	70	< 0.12	< 0.12	< 0.12	< 0.12	< 0.12	< 0.12	< 0.12	< 0.12	< 0.12	< 0.12	< 0.12	< 0.41
Dichlorodifluoromethane	200	1000	< 0.2	< 0.2	< 0.2	< 0.2	< 0.20	< 0.20	< 0.20	< 0.20	< 0.20	< 0.20	< 0.20	< 0.54
Ethylbenzene	140	700	< 0.13	< 0.13	< 0.13	< 0.13	< 0.13	0.35 J	< 0.13	< 0.13	< 0.13	< 0.13	< 0.13	< 0.18
Isopropylbenzene	NE	NE	< 0.14	< 0.14	< 0.14	< 0.14	< 0.14	< 0.14	< 0.14	< 0.14	< 0.14	< 0.14	< 0.14	< 0.39
m,p-Xylene	400	2000	NA	NA	NA	NA	NA	NA	NA	NA	NA	NA	NA	NA
Methyl tert-butyl ether	12	60	< 0.24	< 0.24	< 0.24	< 0.24	< 0.24	< 0.24	< 0.24	< 0.24	< 0.24	< 0.24	< 0.24	< 0.39
Methylene chloride	0.5	5	< 0.68	< 0.68	< 0.68	5.3	< 0.68	< 0.68	< 0.68	< 0.68	< 0.68	< 0.68	< 0.68	< 1.6
Naphthalene	10	100	< 0.16	< 0.16	< 0.16	< 0.16	< 0.16	< 0.16	< 0.16	< 0.16 *	< 0.16	< 0.16	< 0.16	< 0.34
n-Butylbenzene	NE	NE	< 0.13	< 0.13	< 0.13	< 0.13	< 0.13	< 0.13	< 0.13	< 0.13	< 0.13	< 0.13	< 0.13	< 0.39
n-Propylbenzene	NE	NE	< 0.13	< 0.13	< 0.13	< 0.13	< 0.13	< 0.13	< 0.13	< 0.13	< 0.13	< 0.13	< 0.13	< 0.41
o-Xylene	400	2000	NA	NA	NA	NA	NA	NA	NA	NA	NA	NA	NA	NA
p-Isopropyltoluene	NE	NE	< 0.17	< 0.17	< 0.17	< 0.17	< 0.17	< 0.17	< 0.17	< 0.17	< 0.17	< 0.17	< 0.17	< 0.36
sec-Butylbenzene	NE	NE	< 0.15	< 0.15	< 0.15	< 0.15	< 0.15	< 0.15	< 0.15	< 0.15	< 0.15	< 0.15	< 0.15	< 0.40
Styrene	10	100	< 0.1	< 0.1	< 0.1	< 0.1	< 0.10	< 0.10	< 0.10	< 0.10	< 0.10	< 0.10	< 0.10	< 0.39
tert-Butylbenzene	NE	NE	< 0.14	< 0.14	< 0.14	< 0.14	< 0.14	< 0.14	< 0.14	< 0.14	< 0.14	< 0.14	< 0.14	< 0.40
Tetrachloroethene	0.5	5	0.76 J	< 0.17	2.8	3.1	1.3	1.2	1.1	0.54 J	0.86 J	< 0.17	1.1	0.66 J
Toluene	160	800	< 0.11	< 0.11	< 0.11	< 0.11	< 0.11	0.49 J	0.73	< 0.11	< 0.11	< 0.11	< 0.11	0.55
trans-1,2-Dichloroethene	20	100	< 0.25	< 0.25	< 0.25	< 0.25	< 0.25	< 0.25	< 0.25	< 0.25	< 0.25	< 0.25	< 0.25	< 0.35
Trichloroethene	0.5	5	< 0.19	< 0.19	< 0.19	< 0.19	< 0.19	< 0.19	< 0.19	< 0.19	< 0.19	< 0.19	< 0.19	< 0.16
Vinyl chloride	0.02	0.2	< 0.1	< 0.1	< 0.1	< 0.1	< 0.10	< 0.10	< 0.10	< 0.10	< 0.10	< 0.10	< 0.10	< 0.20
Xylenes, Total	400	2000	< 0.068	< 0.068	0.36 J	< 0.068	< 0.068	1.6	< 0.068	< 0.068	< 0.068	< 0.068	< 0.068	1.9
Total PCBs														
Aroclor-1016	0.003	0.03	NA	NA	NA	NA	NA	NA	NA	NA	NA	NA	NA	NA
Aroclor-1232	0.003	0.03	NA	NA	NA	NA	NA	NA	NA	NA	NA	NA	NA	NA
Aroclor-1242	0.003	0.03	NA	NA	NA	NA	NA	NA	NA	NA	NA	NA	NA	NA
Total Detected PCBs	NE	NE	NA	NA	NA	NA	NA	NA	NA	NA	NA	NA	NA	NA
Dissolved PCBs														
Aroclor-1016	0.003	0.03	NA	NA	NA	NA	NA	NA	NA	NA	NA	NA	NA	NA
Aroclor-1232	0.003	0.003	NA	NA	NA	NA	NA	NA	NA	NA	NA	NA	NA	NA
Aroclor-1242	0.003	0.003	NA	NA	NA	NA	NA	NA	NA	NA	NA	NA	NA	NA
Total Detected PCBs	NE	NE	NA	NA	NA	NA	NA	NA	NA	NA	NA	NA	NA	NA

Notes on Page 51.

Table 11
Groundwater Analytical Results Summary
Madison-Kipp Corporation
Madison, Wisconsin

Well ID	Screen Interval (feet bgs)	Preventive Action Limit	Enforcement Standard	MW-25D2 160 - 170 ft 05/06/2013	MW-25D2 160 - 170 ft 07/19/2013	MW-25D2 160 - 170 ft 10/04/2013	MW-25D2 160 - 170 ft 04/21/2014	MW-25D2 160 - 170 ft 07/10/2014	MW-25D2 160 - 170 ft 08/26/2014	MW-25D2 160 - 170 ft 10/22/2014	MW-25D2 160 - 170 ft 01/28/2015	MW-25D2 160 - 170 ft 04/10/2015	MW-25D2 160 - 170 ft 07/21/2015	MW-25D2 160 - 170 ft 10/19/2015	MW-25D2 160 - 170 ft 01/21/2016	MW-25D2 160 - 170 ft 04/20/2016	
VOCs																	
1,1,1,2-Tetrachloroethane	7	70		< 0.25	< 0.25	< 0.25	< 0.25	< 0.25	< 0.25	< 0.25	< 0.25	< 0.25	< 0.25	< 0.25	< 0.46	< 0.11	< 0.11
1,1,1-Trichloroethane	40	200		< 0.2	< 0.2	< 0.2	< 0.20	< 0.20	< 0.20	< 0.20	< 0.20	< 0.20	< 0.20	< 0.20	< 0.38	< 0.10	< 0.10
1,1,2-Trichloroethane	0.5	5		< 0.28	< 0.28	< 0.28	< 0.28	< 0.28	< 0.28	< 0.28	< 0.28	< 0.28	< 0.28	< 0.28	< 0.35	< 0.10	< 0.10
1,1-Dichloroethene	0.7	7		< 0.31	< 0.31	< 0.31	< 0.31	< 0.31	< 0.31	< 0.31	< 0.31	< 0.31	< 0.31	< 0.31	< 0.39	< 0.14	< 0.14
1,2,4-Trimethylbenzene	96	480		< 0.14	< 0.14	< 0.14	< 0.14	< 0.14	< 0.14	< 0.14	< 0.14	< 0.14	< 0.14	< 0.14	< 0.36	< 0.060	< 0.060
1,2-Dibromoethane	0.005	0.05		< 0.36	< 0.36	< 0.36	< 0.36	< 0.36	< 0.36	< 0.36	< 0.36	< 0.36	< 0.36	< 0.36	< 0.39	< 0.13	< 0.13
1,2-Dichlorobenzene	60	600		< 0.27	< 0.27	< 0.27	< 0.27	< 0.27	< 0.27	< 0.27	< 0.27	< 0.27	< 0.27	< 0.27	< 0.33	< 0.076	< 0.076
1,2-Dichloropropane	0.5	5		< 0.2	< 0.2	< 0.2	< 0.20	< 0.20	< 0.20	< 0.20	< 0.20	< 0.20	< 0.20	< 0.20	< 0.43	< 0.10	< 0.10
1,2,3-Trichlorobenzene	NE	NE		< 0.24	< 0.24	< 0.24	< 0.24	< 0.24	< 0.24	< 0.24	< 0.24	< 0.24	< 0.24	< 0.24	< 0.46	< 0.045	< 0.045
1,2,4-Trichlorobenzene	14	70		< 0.31	< 0.31	< 0.31	< 0.31	< 0.31	< 0.31	< 0.31	< 0.31	< 0.31	< 0.31	< 0.31	< 0.34	< 0.077	< 0.077
1,3,5-Trimethylbenzene	96	480		< 0.18	< 0.18	< 0.18	< 0.18	< 0.18	< 0.18	< 0.18	< 0.18	< 0.18	< 0.18	< 0.18	< 0.25	< 0.075	< 0.075
2-Butanone (MEK)	800	4000		NA	NA	NA	NA	NA	NA	NA	NA	NA	NA	NA	NA	< 3.0	< 3.0
2-Hexanone	NE	NE		NA	NA	NA	NA	NA	NA	NA	NA	NA	NA	NA	NA	< 0.95	< 0.95
Acetone	1800	9000		NA	NA	NA	NA	NA	NA	NA	NA	NA	NA	NA	NA	< 3.4	< 3.4
Benzene	0.5	5		< 0.074	< 0.074	< 0.074	< 0.074	< 0.074	< 0.074	< 0.074	< 0.074	< 0.074	< 0.074	< 0.074	< 0.15	< 0.089	< 0.089
Bromodichloromethane	0.06	0.6		< 0.17	< 0.17	< 0.17	< 0.17	< 0.17	< 0.17	< 0.17	< 0.17	< 0.17	< 0.17	< 0.17	< 0.37	< 0.077	< 0.077
Bromoform	0.44	4.4		< 0.28	< 0.28	< 0.28	< 0.28	< 0.28	< 0.28	< 0.28	< 0.28	< 0.28	< 0.28	< 0.28	< 0.48	< 0.088	< 0.088
Bromomethane	1	10		< 0.31	< 0.31	< 0.31	< 0.31	< 0.31	< 0.31	< 0.31	< 0.31	< 0.31	< 0.31	< 0.31	< 0.80	< 0.59	< 0.59
Carbon disulfide	200	1000		NA	NA	NA	NA	NA	NA	NA	NA	NA	NA	NA	NA	< 0.053	< 0.053
Carbon tetrachloride	0.5	5		< 0.26	< 0.26	< 0.26	< 0.26	< 0.26	< 0.26	< 0.26	< 0.26	< 0.26	< 0.26	< 0.26	< 0.38	< 0.038	< 0.038
Chloroform	0.6	6		< 0.2	< 0.2	< 0.2	< 0.20	< 0.20	< 0.20	< 0.20	< 0.20	< 0.20	< 0.20	< 0.20	< 0.37	< 0.062	< 0.062
Chloromethane	3	30		< 0.18	< 0.18	< 0.18	< 0.18	< 0.18	< 0.18	< 0.18	< 0.18	< 0.18	< 0.18	< 0.18	< 0.32	< 0.16	< 0.16
cis-1,2-Dichloroethene	7	70		< 0.12	< 0.12	< 0.12	< 0.12	< 0.12	< 0.12	< 0.12	< 0.12	< 0.12	< 0.12	< 0.12	< 0.41	< 0.11	< 0.11
Dichlorodifluoromethane	200	1000		< 0.2	< 0.2	< 0.2	< 0.20	< 0.20	< 0.20	< 0.20	< 0.20	< 0.20	< 0.20	< 0.20	< 0.54	< 0.11	< 0.11
Ethylbenzene	140	700		< 0.13	< 0.13	< 0.13	< 0.13	0.47 J	< 0.13	< 0.13	< 0.13	< 0.13	< 0.13	< 0.13	< 0.18	< 0.054	< 0.054
Isopropylbenzene	NE	NE		< 0.14	< 0.14	< 0.14	< 0.14	< 0.14	< 0.14	< 0.14	< 0.14	< 0.14	< 0.14	< 0.14	< 0.39	< 0.081	< 0.081
m,p-Xylene	400	2000		NA	NA	NA	NA	NA	NA	NA	NA	NA	NA	NA	NA	< 0.057	< 0.057
Methyl tert-butyl ether	12	60		< 0.24	< 0.24	< 0.24	< 0.24	< 0.24	< 0.24	< 0.24	< 0.24	< 0.24	< 0.24	< 0.24	< 0.39	< 0.14	< 0.14
Methylene chloride	0.5	5		< 0.68	< 0.68	< 0.68	< 0.68	< 0.68	< 0.68	< 0.68	< 0.68	< 0.68	< 0.68	< 0.68	< 1.6	0.38 J	< 0.14
Naphthalene	10	100		< 0.16	< 0.16	< 0.16	< 0.16	< 0.16	< 0.16	< 0.16	< 0.16	< 0.16	< 0.16	< 0.16	< 0.34	< 0.088	< 0.088
n-Butylbenzene	NE	NE		< 0.13	< 0.13	< 0.13	< 0.13	< 0.13	< 0.13	< 0.13	< 0.13	< 0.13	< 0.13	< 0.13	< 0.39	< 0.14	< 0.14
n-Propylbenzene	NE	NE		< 0.13	< 0.13	< 0.13	< 0.13	< 0.13	< 0.13	< 0.13	< 0.13	< 0.13	< 0.13	< 0.13	< 0.41	< 0.10	< 0.10
o-Xylene	400	2000		NA	NA	NA	NA	NA	NA	NA	NA	NA	NA	NA	NA	< 0.058	< 0.058
p-Isopropyltoluene	NE	NE		< 0.17	< 0.17	< 0.17	< 0.17	< 0.17	< 0.17	< 0.17	< 0.17	< 0.17	< 0.17	< 0.17	< 0.36	< 0.085	< 0.085
sec-Butylbenzene	NE	NE		< 0.15	< 0.15	< 0.15	< 0.15	< 0.15	< 0.15	< 0.15	< 0.15	< 0.15	< 0.15	< 0.15	< 0.40	< 0.13	< 0.13
Styrene	10	100		< 0.1	< 0.1	< 0.1	< 0.10	< 0.10	< 0.10	< 0.10	< 0.10	< 0.10	< 0.10	< 0.10	< 0.39	< 0.065	< 0.065
tert-Butylbenzene	NE	NE		< 0.14	< 0.14	< 0.14	< 0.14	< 0.14	< 0.14	< 0.14	< 0.14	< 0.14	< 0.14	< 0.14	< 0.40	< 0.12	< 0.12
Tetrachloroethene	0.5	5		< 0.17	< 0.17	< 0.17	< 0.17	< 0.17	< 0.17	< 0.17	< 0.17	< 0.17	< 0.17	< 0.17	< 0.37	< 0.081	< 0.081
Toluene	160	800		< 0.11	< 0.11	< 0.11	< 0.11	0.63	1.2	< 0.11	< 0.11	< 0.11	< 0.11	< 0.11	< 0.15	< 0.053	< 0.053
trans-1,2-Dichloroethene	20	100		< 0.25	< 0.25	< 0.25	< 0.25	< 0.25	< 0.25	< 0.25	< 0.25	< 0.25	< 0.25	< 0.25	< 0.35	< 0.11	< 0.11
Trichloroethene	0.5	5		< 0.19	< 0.19	< 0.19	< 0.19	< 0.19	< 0.19	< 0.19	< 0.19	< 0.19	< 0.19	< 0.19	< 0.16	< 0.062	< 0.062
Vinyl chloride	0.02	0.2		< 0.1	< 0.1	< 0.1	< 0.10	< 0.10	< 0.10	< 0.10	< 0.10	< 0.10	< 0.10	< 0.10	< 0.20	< 0.16	< 0.16
Xylenes, Total	400	2000		< 0.068	< 0.068	< 0.068	< 0.068	2.5	< 0.068	< 0.068	< 0.068	< 0.068	< 0.068	< 0.068	< 0.22	NA	NA
Total PCBs																	
Aroclor-1016	0.003	0.03		NA	NA	NA	NA	NA	NA	NA	NA	NA	NA	NA	NA	NA	NA
Aroclor-1232	0.003	0.03		NA	NA	NA	NA	NA	NA	NA	NA	NA	NA	NA	NA	NA	NA
Aroclor-1242	0.003	0.03		NA	NA	NA	NA	NA	NA	NA	NA	NA	NA	NA	NA	NA	NA
Total Detected PCBs	NE	NE		NA	NA	NA	NA	NA	NA	NA	NA	NA	NA	NA	NA	NA	NA
Dissolved PCBs																	
Aroclor-1016	0.003	0.03		NA	NA	NA	NA	NA	NA	NA	NA	NA	NA	NA	NA	NA	NA
Aroclor-1232	0.003	0.003		NA	NA	NA	NA	NA	NA	NA	NA	NA	NA	NA	NA	NA	NA
Aroclor-1242	0.003	0.003		NA	NA	NA	NA	NA	NA	NA	NA	NA	NA	NA	NA	NA	NA
Total Detected PCBs	NE	NE		NA	NA	NA	NA	NA	NA	NA	NA	NA	NA	NA	NA	NA	NA

Notes on Page 51.

Table 11
Groundwater Analytical Results Summary
Madison-Kipp Corporation
Madison, Wisconsin

Well ID	Preventive	Enforcement	MW-27D2	MW-27D2	MW-27D2	MW-27D2 ³	MW-27D2	MW-27D2	MW-27D2 ³	MW-27D2	MW-27D2	MW-27D2 ³	MW-27D2	MW-28	MW-28	MW-28	
Screen Interval (feet bgs)	Action Limit	Standard	170 - 180 ft	170 - 180 ft	170 - 180 ft	170 - 180 ft	170 - 180 ft	170 - 180 ft	170 - 180 ft	170 - 180 ft	170 - 180 ft	170 - 180 ft	170 - 180 ft	27.7 - 37.7 ft	27.7 - 37.7 ft	27.7 - 37.7 ft	
Sample Date			12/26/2013	04/18/2014	07/09/2014	07/09/2014	10/21/2014	01/29/2015	01/29/2015	04/14/2015	07/21/2015	07/21/2015	10/20/2015	03/13/2015	04/09/2015	10/20/2015	
VOCs																	
1,1,1,2-Tetrachloroethane	7	70	< 0.25	< 0.25	< 0.25	< 0.25	< 0.25	< 0.25	< 0.25	< 0.25	< 0.25	< 0.25	< 0.25	< 0.46	NA	NA	NA
1,1,1-Trichloroethane	40	200	< 0.2	< 0.20	< 0.20	< 0.20	< 0.20	< 0.20	< 0.20	< 0.20	< 0.20	< 0.20	< 0.20	< 0.38	NA	NA	NA
1,1,2-Trichloroethane	0.5	5	< 0.28	< 0.28	< 0.28	< 0.28	< 0.28	< 0.28	< 0.28	< 0.28	< 0.28	< 0.28	< 0.28	< 0.35	NA	NA	NA
1,1-Dichloroethene	0.7	7	< 0.31	< 0.31	< 0.31	< 0.31	< 0.31	< 0.31	< 0.31	< 0.31	< 0.31	< 0.31	< 0.31	< 0.39	NA	NA	NA
1,2,4-Trimethylbenzene	96	480	< 0.14	< 0.14	< 0.14	< 0.14	< 0.14	< 0.14	< 0.14	< 0.14	< 0.14	< 0.14	< 0.14	< 0.36	NA	NA	NA
1,2-Dibromoethane	0.005	0.05	< 0.36	< 0.36	< 0.36	< 0.36	< 0.36	< 0.36	< 0.36	< 0.36	< 0.36	< 0.36	< 0.36	< 0.39	NA	NA	NA
1,2-Dichlorobenzene	60	600	< 0.27	< 0.27	< 0.27	< 0.27	< 0.27	< 0.27	< 0.27	< 0.27	< 0.27	< 0.27	< 0.27	< 0.33	NA	NA	NA
1,2-Dichloropropane	0.5	5	< 0.2	< 0.20	< 0.20	< 0.20	< 0.20	< 0.20	< 0.20	< 0.20	< 0.20	< 0.20	< 0.20	< 0.43	NA	NA	NA
1,2,3-Trichlorobenzene	NE	NE	< 0.24	< 0.24	< 0.24	< 0.24	< 0.24	< 0.24	< 0.24	< 0.24	< 0.24	< 0.24	< 0.24	< 0.46	NA	NA	NA
1,2,4-Trichlorobenzene	14	70	< 0.31	< 0.31	< 0.31	< 0.31	< 0.31	< 0.31	< 0.31	< 0.31	< 0.31	< 0.31	< 0.31	< 0.34	NA	NA	NA
1,3,5-Trimethylbenzene	96	480	< 0.18	< 0.18	< 0.18	< 0.18	< 0.18	< 0.18	< 0.18	< 0.18	< 0.18	< 0.18	< 0.18	< 0.25	NA	NA	NA
2-Butanone (MEK)	800	4000	NA	NA	NA	NA	NA	NA	NA	NA	NA	NA	NA	NA	NA	NA	NA
2-Hexanone	NE	NE	NA	NA	NA	NA	NA	NA	NA	NA	NA	NA	NA	NA	NA	NA	NA
Acetone	1800	9000	NA	NA	NA	NA	NA	NA	NA	NA	NA	NA	NA	NA	NA	NA	NA
Benzene	0.5	5	< 0.074	< 0.074	< 0.074	< 0.074	< 0.074	< 0.074	< 0.074	< 0.074	< 0.074	< 0.074	< 0.074	< 0.15	NA	NA	NA
Bromodichloromethane	0.06	0.6	< 0.17	< 0.17	< 0.17	< 0.17	< 0.17	< 0.17	< 0.17	< 0.17	< 0.17	< 0.17	< 0.17	< 0.37	NA	NA	NA
Bromoform	0.44	4.4	< 0.28	< 0.28	< 0.28	< 0.28	< 0.28	< 0.28	< 0.28	< 0.28	< 0.28	< 0.28	< 0.28	< 0.48	NA	NA	NA
Bromomethane	1	10	< 0.31	< 0.31	< 0.31	< 0.31	< 0.31	< 0.31	< 0.31	< 0.31	< 0.31	< 0.31	< 0.31	< 0.80	NA	NA	NA
Carbon disulfide	200	1000	NA	NA	NA	NA	NA	NA	NA	NA	NA	NA	NA	NA	NA	NA	NA
Carbon tetrachloride	0.5	5	< 0.26	< 0.26	< 0.26	< 0.26	< 0.26	< 0.26	< 0.26	< 0.26	< 0.26	< 0.26	< 0.26	< 0.38	NA	NA	NA
Chloroform	0.6	6	< 0.2	< 0.20	< 0.20	< 0.20	< 0.20	< 0.20	< 0.20	< 0.20	< 0.20	< 0.20	< 0.20	< 0.37	NA	NA	NA
Chloromethane	3	30	< 0.18	< 0.18	< 0.18	< 0.18	< 0.18	< 0.18	< 0.18	< 0.18	< 0.18	< 0.18	< 0.18	< 0.32	NA	NA	NA
cis-1,2-Dichloroethene	7	70	3.7	12	11	11	12	11	11	8.2	6.1	6.1	1.8	NA	NA	NA	NA
Dichlorodifluoromethane	200	1000	< 0.2	< 0.20	< 0.20	< 0.20	< 0.20	< 0.20	< 0.20	< 0.20	< 0.20	< 0.20	< 0.20	< 0.54	NA	NA	NA
Ethylbenzene	140	700	< 0.13	< 0.13	0.33 J	0.36 J	< 0.13	< 0.13	< 0.13	< 0.13	< 0.13	< 0.13	< 0.13	< 0.18	NA	NA	NA
Isopropylbenzene	NE	NE	< 0.14	< 0.14	< 0.14	< 0.14	< 0.14	< 0.14	< 0.14	< 0.14	< 0.14	< 0.14	< 0.14	< 0.39	NA	NA	NA
m,p-Xylene	400	2000	NA	NA	NA	NA	NA	NA	NA	NA	NA	NA	NA	NA	NA	NA	NA
Methyl tert-butyl ether	12	60	< 0.24	< 0.24	< 0.24	< 0.24	< 0.24	< 0.24	< 0.24	< 0.24	< 0.24	< 0.24	< 0.24	0.83 J	NA	NA	NA
Methylene chloride	0.5	5	< 0.68	< 0.68	< 0.68	< 0.68	< 0.68	< 0.68	< 0.68	< 0.68	< 0.68	< 0.68	< 0.68	< 1.6	NA	NA	NA
Naphthalene	10	100	< 0.16	< 0.16	< 0.16	< 0.16	< 0.16	< 0.16	< 0.16	< 0.16	< 0.16	< 0.16	< 0.16	< 0.34	NA	NA	NA
n-Butylbenzene	NE	NE	< 0.13	< 0.13	< 0.13	< 0.13	< 0.13	< 0.13	< 0.13	< 0.13	< 0.13	< 0.13	< 0.13	< 0.39	NA	NA	NA
n-Propylbenzene	NE	NE	< 0.13	< 0.13	< 0.13	< 0.13	< 0.13	< 0.13	< 0.13	< 0.13	< 0.13	< 0.13	< 0.13	< 0.41	NA	NA	NA
o-Xylene	400	2000	NA	NA	NA	NA	NA	NA	NA	NA	NA	NA	NA	NA	NA	NA	NA
p-Isopropyltoluene	NE	NE	< 0.17	< 0.17	< 0.17	< 0.17	< 0.17	< 0.17	< 0.17	< 0.17	< 0.17	< 0.17	< 0.17	< 0.36	NA	NA	NA
sec-Butylbenzene	NE	NE	< 0.15	< 0.15	< 0.15	< 0.15	< 0.15	< 0.15	< 0.15	< 0.15	< 0.15	< 0.15	< 0.15	< 0.40	NA	NA	NA
Styrene	10	100	< 0.1	< 0.10	< 0.10	< 0.10	< 0.10	< 0.10	< 0.10	< 0.10	< 0.10	< 0.10	< 0.10	< 0.39	NA	NA	NA
tert-Butylbenzene	NE	NE	< 0.14	< 0.14	< 0.14	< 0.14	< 0.14	< 0.14	< 0.14	< 0.14	< 0.14	< 0.14	< 0.14	< 0.40	NA	NA	NA
Tetrachloroethene	0.5	5	11	44	36	35	41	38	36	25	17	17	3.1	NA	NA	NA	NA
Toluene	160	800	0.20 J	< 0.11	0.43 J	0.41 J	< 0.11	< 0.11	< 0.11	< 0.11	< 0.11	< 0.11	< 0.11	< 0.15	NA	NA	NA
trans-1,2-Dichloroethene	20	100	< 0.25	< 0.25	< 0.25	< 0.25	< 0.25	< 0.25	< 0.25	< 0.25	< 0.25	< 0.25	< 0.25	< 0.35	NA	NA	NA
Trichloroethene	0.5	5	7.2	25	21	20	23	23	23	17	15	16	2.5	NA	NA	NA	NA
Vinyl chloride	0.02	0.2	< 0.1	< 0.10	< 0.10	< 0.10	< 0.10	< 0.10	< 0.10	< 0.10	< 0.10	< 0.10	< 0.10	< 0.20	NA	NA	NA
Xylenes, Total	400	2000	< 0.068	< 0.068	1.6	1.6	< 0.068	< 0.068	< 0.068	< 0.068	< 0.068	< 0.068	< 0.068	< 0.22	NA	NA	NA
Total PCBs																	
Aroclor-1016	0.003	0.03	NA	NA	NA	NA	NA	NA	NA	NA	NA	NA	NA	NA	NA	NA	NA
Aroclor-1232	0.003	0.03	NA	NA	NA	NA	NA	NA	NA	NA	NA	NA	NA	NA	NA	NA	NA
Aroclor-1242	0.003	0.03	NA	NA	NA	NA	NA	NA	NA	NA	NA	NA	NA	NA	NA	NA	NA
Total Detected PCBs	NE	NE	NA	NA	NA	NA	NA	NA	NA	NA	NA	NA	NA	NA	NA	NA	NA
Dissolved PCBs																	
Aroclor-1016	0.003	0.03	NA	NA	NA	NA	NA	NA	NA	NA	NA	NA	NA	< 0.068	< 0.064	< 0.062	
Aroclor-1232	0.003	0.003	NA	NA	NA	NA	NA	NA	NA	NA	NA	NA	NA	< 0.20	< 0.19	< 0.19	
Aroclor-1242	0.003	0.003	NA	NA	NA	NA	NA	NA	NA	NA	NA	NA	NA	< 0.20	< 0.19	< 0.19	
Total Detected PCBs	NE	NE	NA	NA	NA	NA	NA	NA	NA	NA	NA	NA	NA	ND	ND	ND	

Notes on Page 51.

*Table 11
Groundwater Analytical Results Summary
Madison-Kipp Corporation
Madison, Wisconsin*

Footnotes:

- 1 - Indicates that the sample was quenched prior to analysis.
- 2 - Indicates that the sample was not quenched prior to analysis.
- 3 - Indicates the result of a field duplicate.
- 4 - Indicates the NR 140 Wis. Adm. Code for Preventive Action Limit and for Enforcement Standard for total xylenes (meta-, ortho-, and para-xylenes combined).

General Notes:

All concentrations noted in this table are reported in micrograms per liter (µg/L) unless otherwise noted.
Analytes shown in the table are from VOC and PCB analyte lists. Only analytes that were detected in at least one sample are shown in the table. A complete list of constituents analyzed are included in the laboratory analytical reports.

100 = NR 140 Wis. Adm. Code Preventive Action Limit Exceedance

100 = NR 140 Wis. Adm. Code Enforcement Standard Exceedance

< = Constituent not detected above noted laboratory method detection limit.

* = Data is suspect and not used in evaluation. (Note from historical data through 2015, provided by Arcadis)

B = Compound was found in the blank and sample.

bgs = Below Ground Surface.

cn = Laboratory Contaminant.

E = Estimated concentration, exceeds instrumental calibration range.

ID = Identification.

J = Estimated concentration above the adjusted method detection limit and below the reporting limit.

NA = Not Analyzed.

ND = Not Detected.

NE = Not Established.

PCBs = Polychlorinated biphenyls.

VOCs = Volatile Organic Compounds.

Table 12
Summary of Groundwater Elevations - January 2016 - June 2016
Madison Kipp Corporation
201 Waubesa Street
Madison, Wisconsin

WELL/BORING	LITHOLOGY	SCREEN INTERVAL (feet bls)	GROUND ELEVATION (feet amsl)	TOP OF CASING ELEVATION (feet amsl)	DATE	DEPTH TO WATER (feet btoc)	GROUNDWATER ELEVATION (feet amsl)
MW-1	Unconsolidated	14-24	861.71	861.08	1/19/16	11.59	849.49
					4/19/16	11.63	849.45
MW-2D	Upper Lone Rock	39-44	866.50	868.74	1/19/16	20.14	848.60
					4/19/16	20.12	848.62
MW-2S	Unconsolidated	19-29	866.34	868.94	1/19/16	19.56	849.38
					4/19/16	19.69	849.25
MW-3D	Upper Lone Rock	48-53	867.68	867.25	1/19/16	20.03	847.22
					4/19/16	19.95	847.30
MW-3D2	Lower Lone Rock	76-81	867.58	867.39	1/19/16	21.32	846.07
					4/19/16	21.40	845.99
MW-3D3	Lower Wonewoc/Upper Eau Claire	214-224	867.61	867.35	1/19/16	22.68	844.67
					4/19/16	22.65	844.70
MW-3S	Unconsolidated	19-29	867.87	867.41	1/19/16	18.43	848.98
					4/19/16	18.89	848.52
MW-4D	Lower Lone Rock	65-70	881.18	880.38	1/19/16	31.96	848.42
					4/19/16	31.71	848.67
MW-4D2	Lower Lone Rock	91-96	880.36	880.20	1/19/16	32.16	848.04
					4/19/16	31.95	848.25
MW-4S	Unconsolidated/ Upper Lone Rock	35-50	880.81	880.31	1/19/16	30.19	850.12
					4/19/16	29.98	850.33
MW-5D	Lower Lone Rock	75-80	872.58	872.10	1/19/16	24.33	847.77
					4/19/16	24.40	847.70
MW-5D2	Lower Wonewoc	165.8-170.8	872.59	872.20	1/19/16	27.44	844.76
					4/19/16	27.40	844.80
MW-5D3	Lower Wonewoc/Upper Eau Claire	225-235	872.34	871.89	1/19/16	26.91	844.98
					4/19/16	26.94	844.95
MW-5S	Upper Lone Rock	34-44	872.56	872.14	1/19/16	23.37	848.77
					4/19/16	23.62	848.52
MW-6D	Lower Lone Rock	65.5-70.5	877.11	876.69	1/19/16	28.76	847.93
					4/19/16	28.71	847.98
MW-6S	Unconsolidated/ Upper Lone Rock	31.4-41.4	877.20	876.69	1/19/16	28.18	848.51
					4/19/16	28.24	848.45

Table 12
Summary of Groundwater Elevations - January 2016 - June 2016
Madison Kipp Corporation
201 Waubesa Street
Madison, Wisconsin

WELL/BORING	LITHOLOGY	SCREEN INTERVAL (feet bls)	GROUND ELEVATION (feet amsl)	TOP OF CASING ELEVATION (feet amsl)	DATE	DEPTH TO WATER (feet btoc)	GROUNDWATER ELEVATION (feet amsl)
MW-7	Unconsolidated	25-35	870.91	870.42	1/19/16	21.49	848.93
					4/19/16	21.75	848.67
MW-8	Unconsolidated	24-34	867.69	866.78	1/19/16	NM	NM
					4/19/16	17.91	848.87
MW-9D	Upper Lone Rock	44-49	855.80	855.47	1/19/16	8.40	847.07
					4/19/16	8.30	847.17
MW-9D2	Lower Lone Rock	64-69	855.89	855.48	1/19/16	8.24	847.24
					4/19/16	8.47	847.01
MW-10S	Unconsolidated	11-21	864.88	864.42	1/19/16	15.04	849.38
					4/20/16	15.10	849.32
MW-11S	Unconsolidated	24-34	874.10	873.47	1/19/16	24.96	848.51
					4/19/16	25.09	848.38
MW-12S	Unconsolidated	3-13	859.78	859.41	1/19/16	7.65	851.76
					4/19/16	7.43	851.98
MW-17	Upper Wonewoc	160-170	877.26	876.65	1/19/16	31.62	845.03
					4/19/16	31.70	844.95
MW-18S	Unconsolidated	20-30	867.89	867.24	1/19/16	17.96	849.28
					4/19/16	18.56	848.68
MW-19D	Lower Lone Rock	60-90	867.44	866.75	4/19/16	20.81	845.94
MW-19D2	Upper Wonewoc	110-140	867.44	866.71	4/19/16	22.59	844.12
MW-20D	Lower Lone Rock	60-90	867.36	866.96	4/19/16	20.67	846.29
MW-20D2	Lower Lone Rock	110-140	867.36	867.04	4/19/16	22.81	844.23
MW-21D	Lower Lone Rock	60-90	867.77	867.49	4/19/16	20.78	846.71
MW-21D2	Upper Wonewoc	110-170	867.77	867.46	1/19/16	23.11	844.35
					4/19/16	23.05	844.41
MW-22D	Upper Lone Rock	45-50	874.45	874.15	1/19/16	25.70	848.45
					4/19/16	25.81	848.34
MW-22S	Unconsolidated	25-35	874.45	874.12	1/19/16	25.48	848.64
					4/19/16	25.65	848.47
MW-23D	Upper Lone Rock	45-50	874.55	874.27	1/19/16	25.59	848.68
					4/19/16	25.60	848.67
MW-23S	Unconsolidated	25-35	874.55	874.20	1/19/16	25.11	849.09
					4/19/16	25.24	848.96

Table 12
 Summary of Groundwater Elevations - January 2016 - June 2016
 Madison Kipp Corporation
 201 Waubesa Street
 Madison, Wisconsin

WELL/BORING	LITHOLOGY	SCREEN INTERVAL (feet bls)	GROUND ELEVATION (feet amsl)	TOP OF CASING ELEVATION (feet amsl)	DATE	DEPTH TO WATER (feet btoc)	GROUNDWATER ELEVATION (feet amsl)
MW-24	Upper Lone Rock	30-40	876.66	876.41	1/19/16	27.76	848.65
					4/19/16	27.90	848.51
MW-25D	Upper Wonewoc	120-130	886.97	886.69	1/19/16	41.44	845.25
					4/19/16	41.91	844.78
MW-25D2	Upper Wonewoc	160-170	886.97	886.68	1/19/16	41.95	844.73
					4/19/16	42.11	844.57
MW-26S	Unconsolidated	6.85-16.85	857.51	856.61	1/19/16	NM	NM
					4/19/16	6.71	849.90
MW-27D	Lower Wonewoc	130-140	862.96	862.65	1/19/16	16.48	846.17
					4/19/16	16.35	846.30
MW-27D2	Lower Wonewoc	170-180	862.96	862.59	1/19/16	16.45	846.14
					4/19/16	16.34	846.25
MW-28	Lower Lone Rock	28-38	874.30	874.05	4/19/16	25.52	848.53
MP-13	Upper Lone Rock	44-48	864.49	863.99	1/19/16	16.29	847.70
					4/19/16	16.18	847.81
MP-13	Lower Lone Rock	67-71	864.49	863.99	1/19/16	17.87	846.12
					4/19/16	17.98	846.01
MP-13	Lower Lone Rock	81-85	864.49	863.99	1/19/16	18.39	845.60
					4/19/16	18.51	845.48
MP-13	Upper Wonewoc	102-106	864.49	863.99	1/19/16	19.35	844.64
					4/19/16	19.37	844.62
MP-13	Upper Wonewoc	121-125	864.49	863.99	1/19/16	19.36	844.63
					4/19/16	19.46	844.53
MP-13	Lower Wonewoc	135-139	864.49	863.99	1/19/16	19.38	844.61
					4/19/16	19.50	844.49
MP-13	Lower Wonewoc	163-167	864.49	863.99	1/19/16	19.10	844.89
					4/19/16	19.26	844.73
MP-14	Lower Lone Rock	70-75	866.88	867.28	1/19/16	17.76	849.52
					4/19/16	17.78	849.50
MP-14	Upper Wonewoc	100-105	866.88	867.28	1/19/16	20.47	846.81
					4/19/16	20.70	846.58
MP-14	Lower Wonewoc	135-140	866.88	867.28	1/19/16	20.86	846.42
					4/19/16	21.17	846.11

Table 12
 Summary of Groundwater Elevations - January 2016 - June 2016
 Madison Kipp Corporation
 201 Waubesa Street
 Madison, Wisconsin

WELL/BORING	LITHOLOGY	SCREEN INTERVAL (feet bls)	GROUND ELEVATION (feet amsl)	TOP OF CASING ELEVATION (feet amsl)	DATE	DEPTH TO WATER (feet btoc)	GROUNDWATER ELEVATION (feet amsl)
MP-14	Lower Wonewoc	170-178	866.88	867.28	1/19/16	21.14	846.14
					4/19/16	21.47	845.81
MP-15	Upper Wonewoc	88-92	855.98	855.50	1/19/16	9.15	846.35
					4/19/16	9.27	846.23
MP-15	Upper Wonewoc	100-105	855.98	855.50	1/19/16	9.07	846.43
					4/19/16	9.21	846.29
MP-15	Lower Wonewoc	120-125	855.98	855.50	1/19/16	9.09	846.41
					4/19/16	9.21	846.29
MP-15	Lower Wonewoc	142-146	855.98	855.50	1/19/16	9.24	846.26
					4/19/16	9.41	846.09
MP-15	Lower Wonewoc	177-187	855.98	855.50	1/19/16	9.28	846.22
					4/19/16	9.49	846.01
MP-16	Lower Lone Rock	80-84	870.68	870.17	1/19/16	22.28	847.89
					4/19/16	26.60	843.57
MP-16	Upper Wonewoc	106-116	870.68	870.17	1/19/16	24.36	845.81
					4/19/16	23.63	846.54
MP-16	Lower Wonewoc	140-144	870.68	870.17	1/19/16	24.54	845.63
					4/19/16	23.24	846.93
MP-16	Lower Wonewoc	175-179	870.68	870.17	1/19/16	25.31	844.86
					4/19/16	25.10	845.07

Notes:

Data included in this table was collected on January 19, 2016 and April 19, 2016. Historical groundwater elevations were provided in previous reports and are not included here.

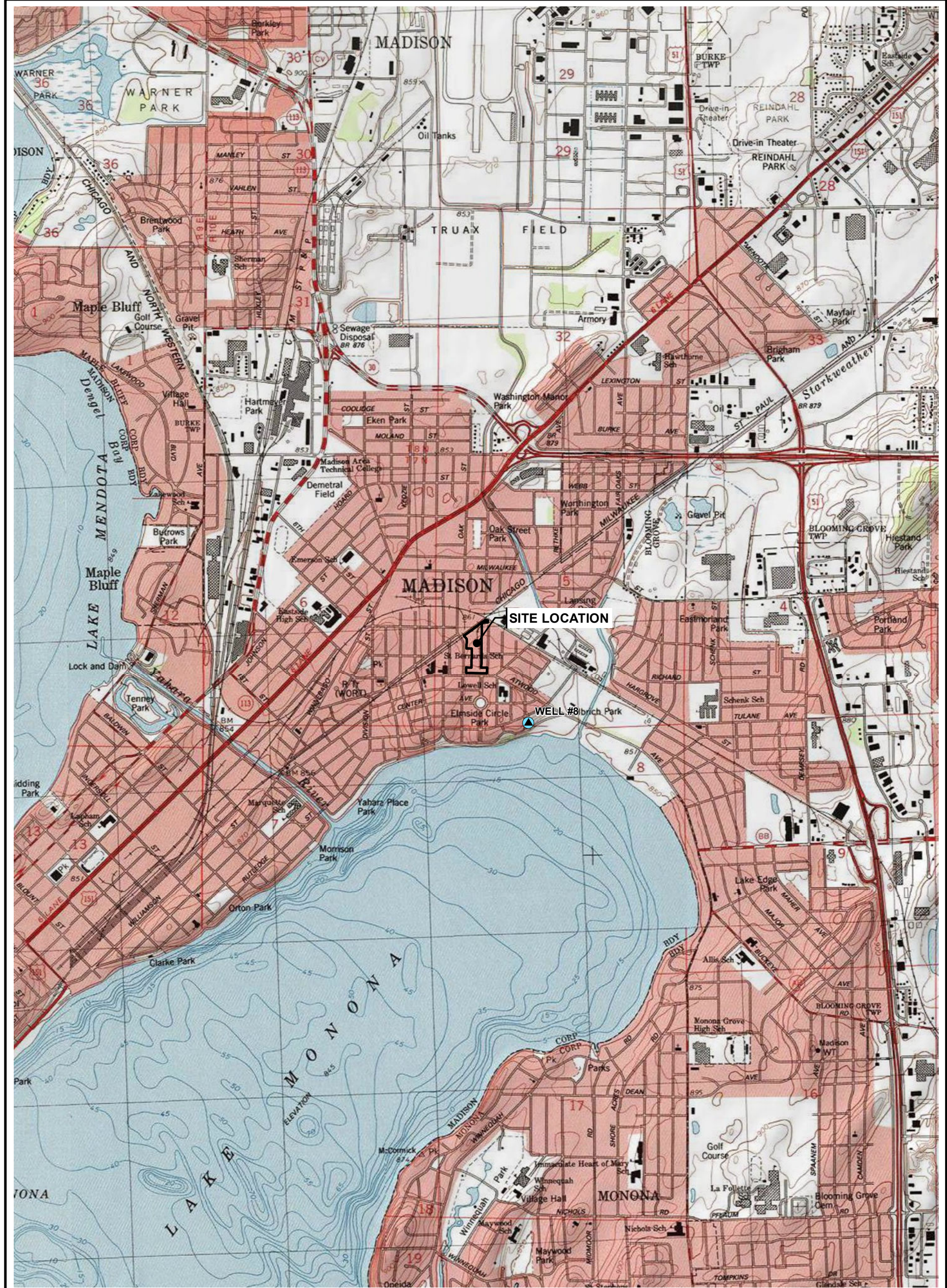
During the January 2016 monitoring event, select groundwater elevations could not be obtained due to weather conditions and inability to locate wells due to snow/ice.

amsl = above mean sea level

bls = below land surface



btoc = below top of casing

NM = Not Measured



BASE MAP FROM USGS 7.5 MINUTE TOPOGRAPHIC QUADRANGLE SERIES, "USA TOPO MAPS" WEB BASEMAP SERVICE LAYER.

LEGEND

-  SITE PROPERTY BOUNDARY
-  MUNICIPAL SUPPLY WELL



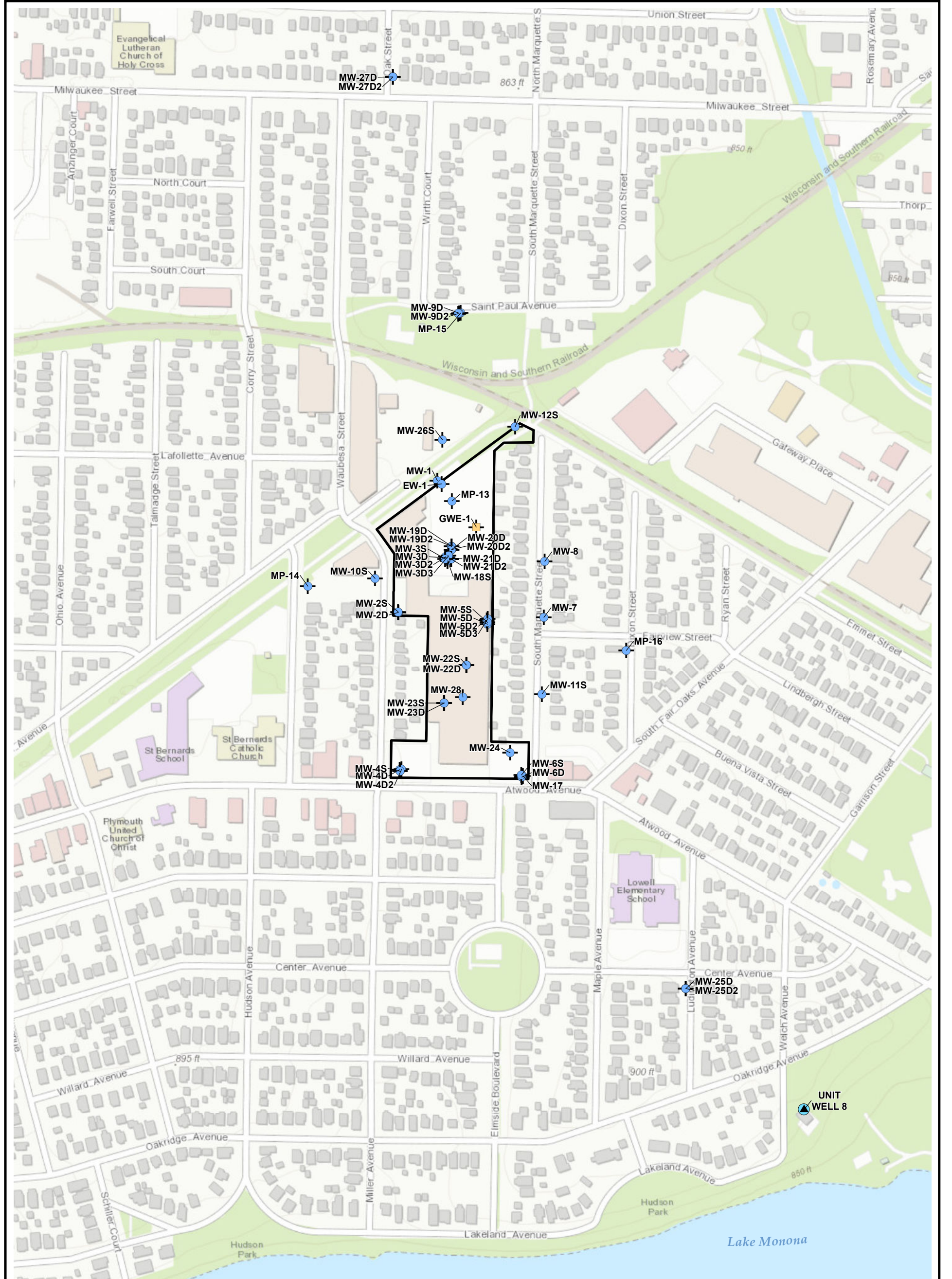
708 Heartland Trail
 Suite 3000
 Madison, WI 53717
 Phone: 608.826.3600

PROJECT: **MADISON-KIPP CORPORATION**
201 WAUBESA STREET
MADISON, WISCONSIN

TITLE: **SITE LOCATION MAP**





DRAWN BY: JPAPEZ
 CHECKED BY: A STEHN
 APPROVED BY: JRICE
 DATE: SEPTEMBER 2016
 PROJ. NO.: 243950
 FILE: 243950-001.mxd

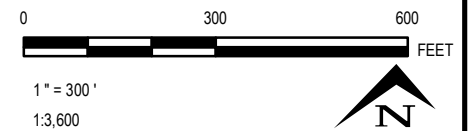
FIGURE 1



BASE MAP FROM ESRI, "WORLD TOPOGRAPHIC MAP" WEB BASEMAP SERVICE LAYER.

LEGEND

-  SITE PROPERTY BOUNDARY
-  GROUNDWATER EXTRACTION WELL
-  MONITORING WELL
-  MUNICIPAL SUPPLY WELL



708 Heartland Trail
 Suite 3000
 Madison, WI 53717
 Phone: 608.826.3600

PROJECT:

**MADISON-KIPP CORPORATION
 201 WAUBESA STREET
 MADISON, WISCONSIN**

TITLE:

WELL LOCATIONS MAP

DRAWN BY: JPAPEZ

CHECKED BY: A STEHN

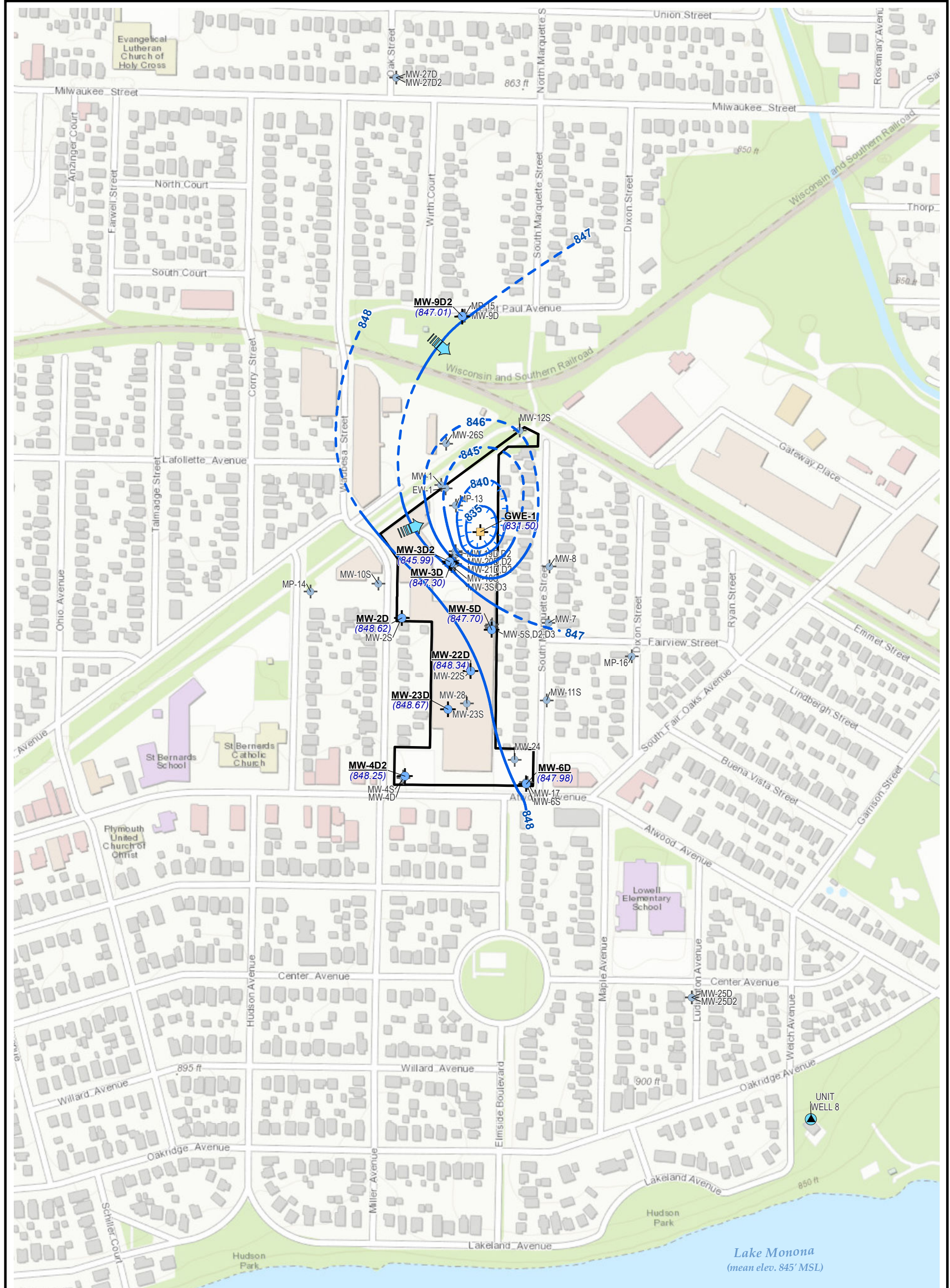
APPROVED BY: JRICE

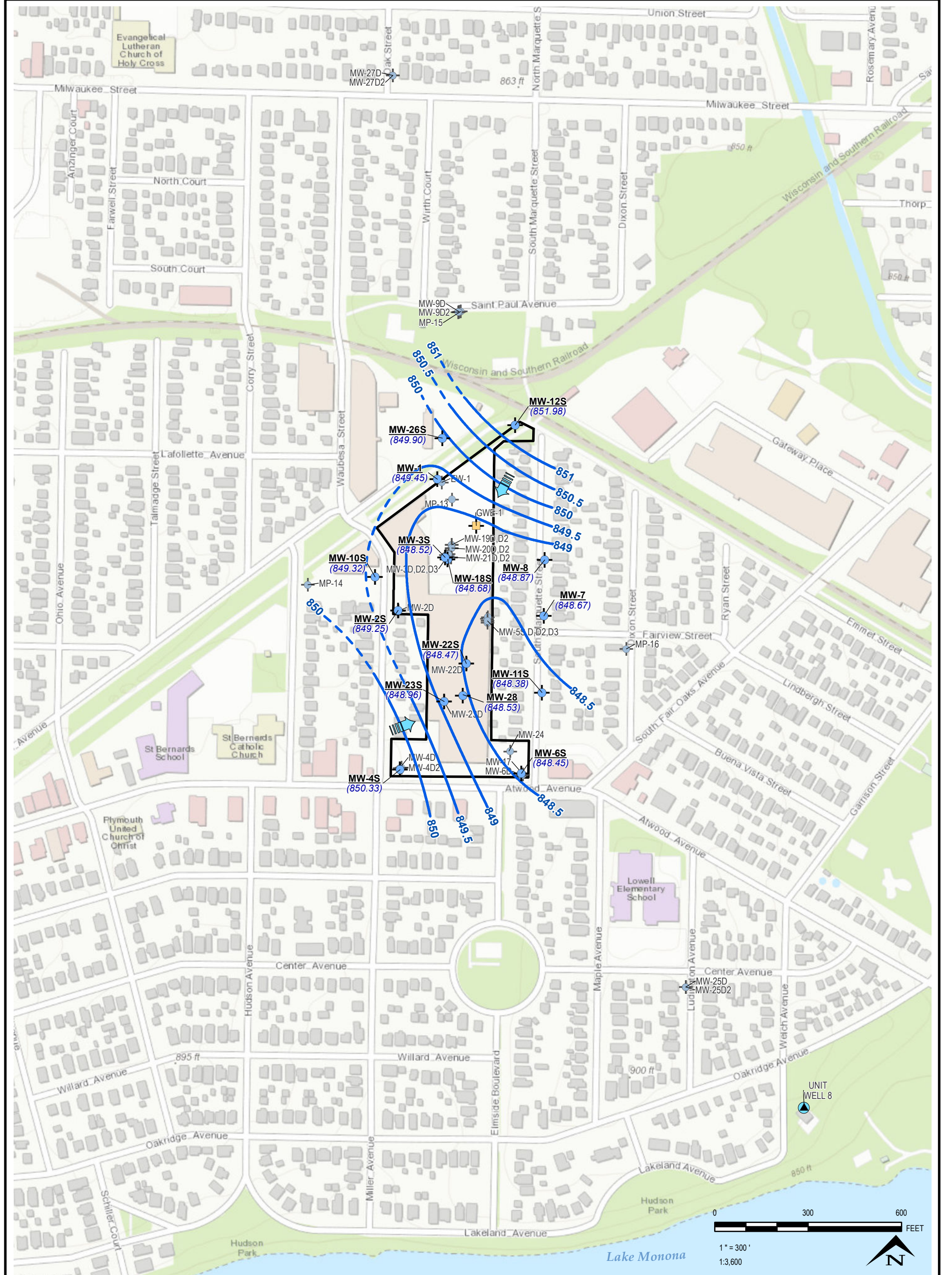
DATE: SEPTEMBER 2016

PROJ. NO.: 243950

FILE: 243950-002.mxd

FIGURE 2





LEGEND

- SITE PROPERTY BOUNDARY
- GROUNDWATER EXTRACTION WELL
- MONITORING WELL
- MUNICIPAL SUPPLY WELL
- GROUNDWATER ELEVATION CONTOUR (0.5' INTERVAL, DASHED WHERE INFERRED)
- GROUNDWATER FLOW DIRECTION

NOTES

1. BASE MAP FROM ESRI, "WORLD TOPOGRAPHIC MAP", WEB BASEMAP SERVICE LAYER.
2. GROUNDWATER ELEVATIONS MEASURED 1/19/2016. "NM" = NOT MEASURED. WELLS SHOWN IN GRAY ARE NOT PART OF THIS GROUNDWATER UNIT.
3. WATER TABLE ENCOUNTERED BETWEEN APPROXIMATELY 6 - 30 FT BELOW GROUND SURFACE, WITH SCREEN ELEVATIONS RANGING FROM 857 - 834 FT ABOVE MEAN SEA LEVEL.



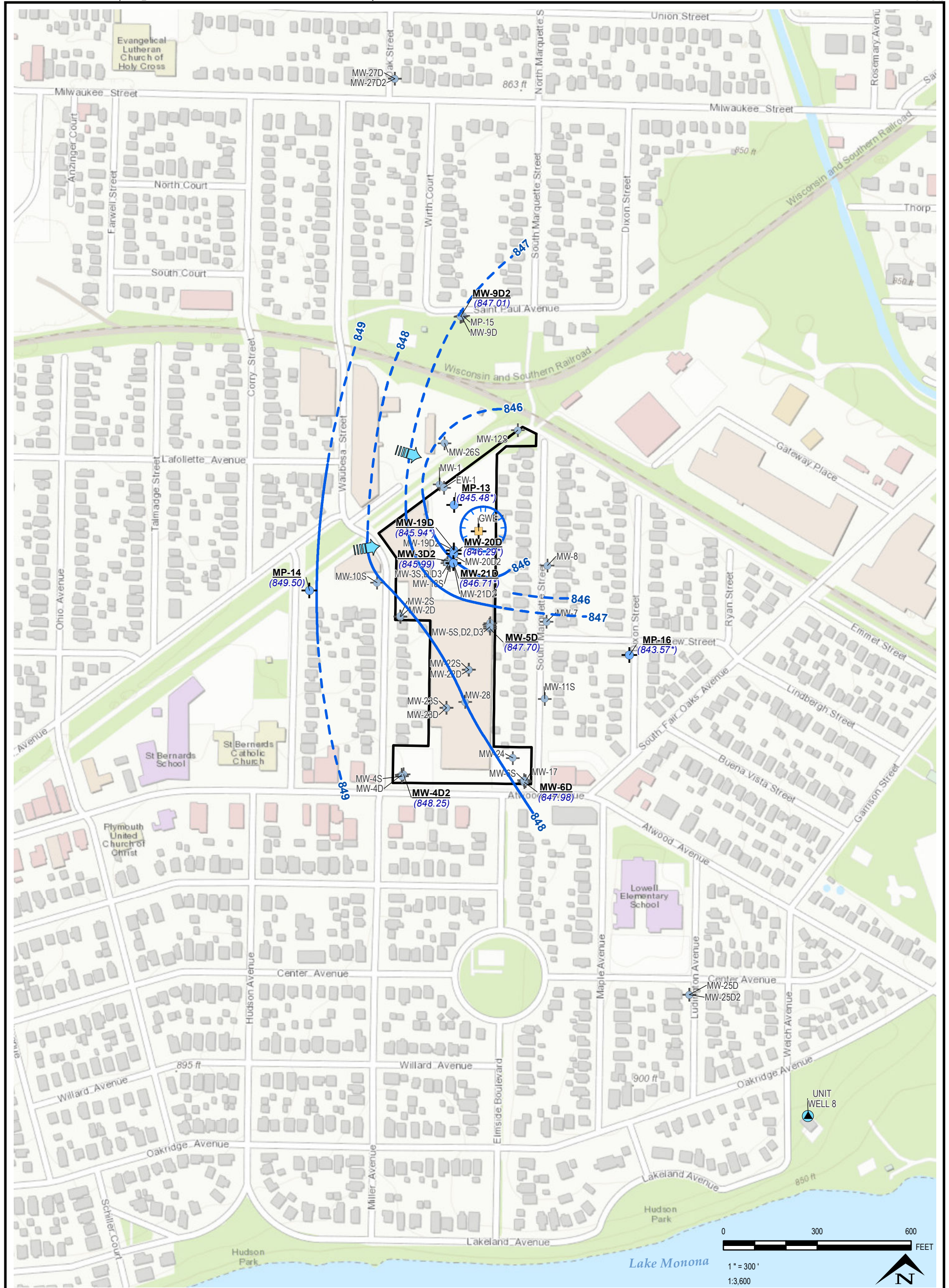
708 Heartland Trail
 Suite 3000
 Madison, WI 53717
 Phone: 608.826.3600

PROJECT: **MADISON-KIPP CORPORATION**
201 WAUBESA STREET
MADISON, WISCONSIN







TITLE: **WATER TABLE ELEVATIONS**
APRIL 2016

DRAWN BY:	JPAPEZ
CHECKED BY:	A STEHN
APPROVED BY:	JRICE
DATE:	SEPTEMBER 2016
PROJ. NO.:	243950
FILE:	243950-004.mxd

FIGURE 4



LEGEND

-  SITE PROPERTY BOUNDARY
-  GROUNDWATER EXTRACTION WELL
-  MONITORING WELL
-  MUNICIPAL SUPPLY WELL
-  GROUNDWATER ELEVATION CONTOUR (1' FT INTERVAL, DASHED WHERE INFERRED)
-  GROUNDWATER FLOW DIRECTION

NOTES

1. BASE MAP FROM ESRI, "WORLD TOPOGRAPHIC MAP", WEB BASEMAP SERVICE LAYER.
2. GROUNDWATER ELEVATIONS MEASURED 4/19/2016. "NM" = NOT MEASURED. WELLS SHOWN IN GRAY ARE NOT PART OF THIS GROUNDWATER UNIT.
3. * MP-13, MP-16, MW-19D, MW-20D, & MW-21D NOT USED FOR CONTOURING.
4. LOWER LONE ROCK WATER LEVELS ENCOUNTERED BETWEEN APPROXIMATELY 8 - 32 FT BELOW GROUND SURFACE, WITH SCREEN ELEVATIONS RANGING FROM 816 - 777 FT ABOVE MEAN SEA LEVEL.



708 Heartland Trail
 Suite 3000
 Madison, WI 53717
 Phone: 608.826.3600

PROJECT:

MADISON-KIPP CORPORATION
 201 WAUBESA STREET
 MADISON, WISCONSIN

TITLE:

**LOWER LONE ROCK FORMATION
 POTENTIOMETRIC SURFACE
 APRIL 2016**

DRAWN BY: JPAPEZ

CHECKED BY: A STEHN

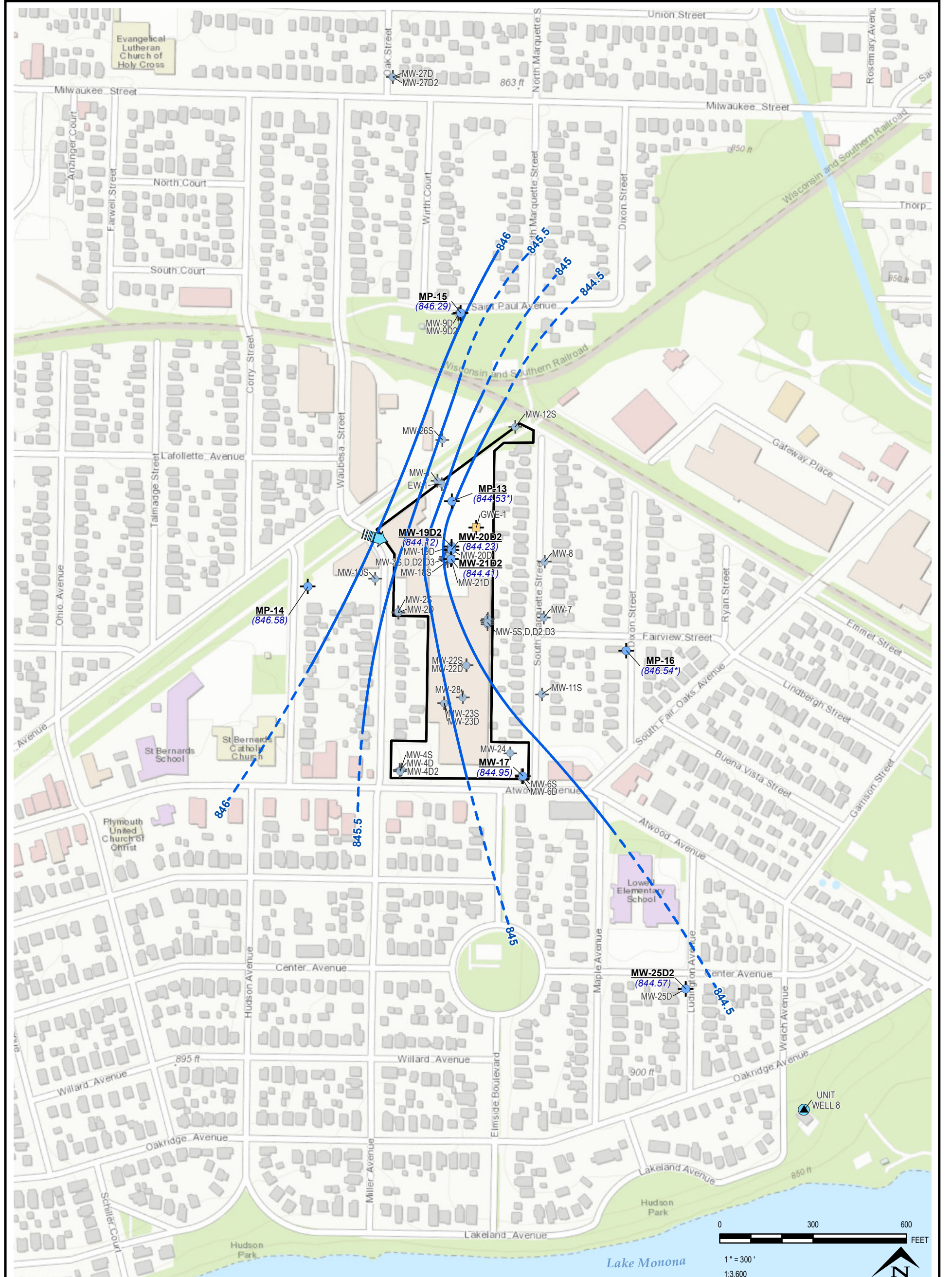
APPROVED BY: JRICE

DATE: SEPTEMBER 2016

PROJ. NO.: 243950

FILE: 243950-006.mxd

FIGURE 5



LEGEND

- SITE PROPERTY BOUNDARY
- GROUNDWATER EXTRACTION WELL
- MONITORING WELL
- MUNICIPAL SUPPLY WELL

- GROUNDWATER ELEVATION CONTOUR (0.5' FT INTERVAL, DASHED WHERE INFERRED)
- GROUNDWATER FLOW DIRECTION

NOTES

1. BASE MAP FROM ESRI, "WORLD TOPOGRAPHIC MAP", WEB BASEMAP SERVICE LAYER.
2. GROUNDWATER ELEVATIONS MEASURED 4/19/2016. "NM" = NOT MEASURED. WELLS SHOWN IN GRAY ARE NOT PART OF THIS GROUNDWATER UNIT.
3. *MP-13 AND MP-16 NOT USED FOR CONTOURING.
4. UPPER WONEWOC WATER LEVELS ENCOUNTERED BETWEEN APPROXIMATELY 9 - 42 FT BELOW GROUND SURFACE, WITH SCREEN ELEVATIONS RANGING FROM 768 - 698 FT ABOVE MEAN SEA LEVEL.



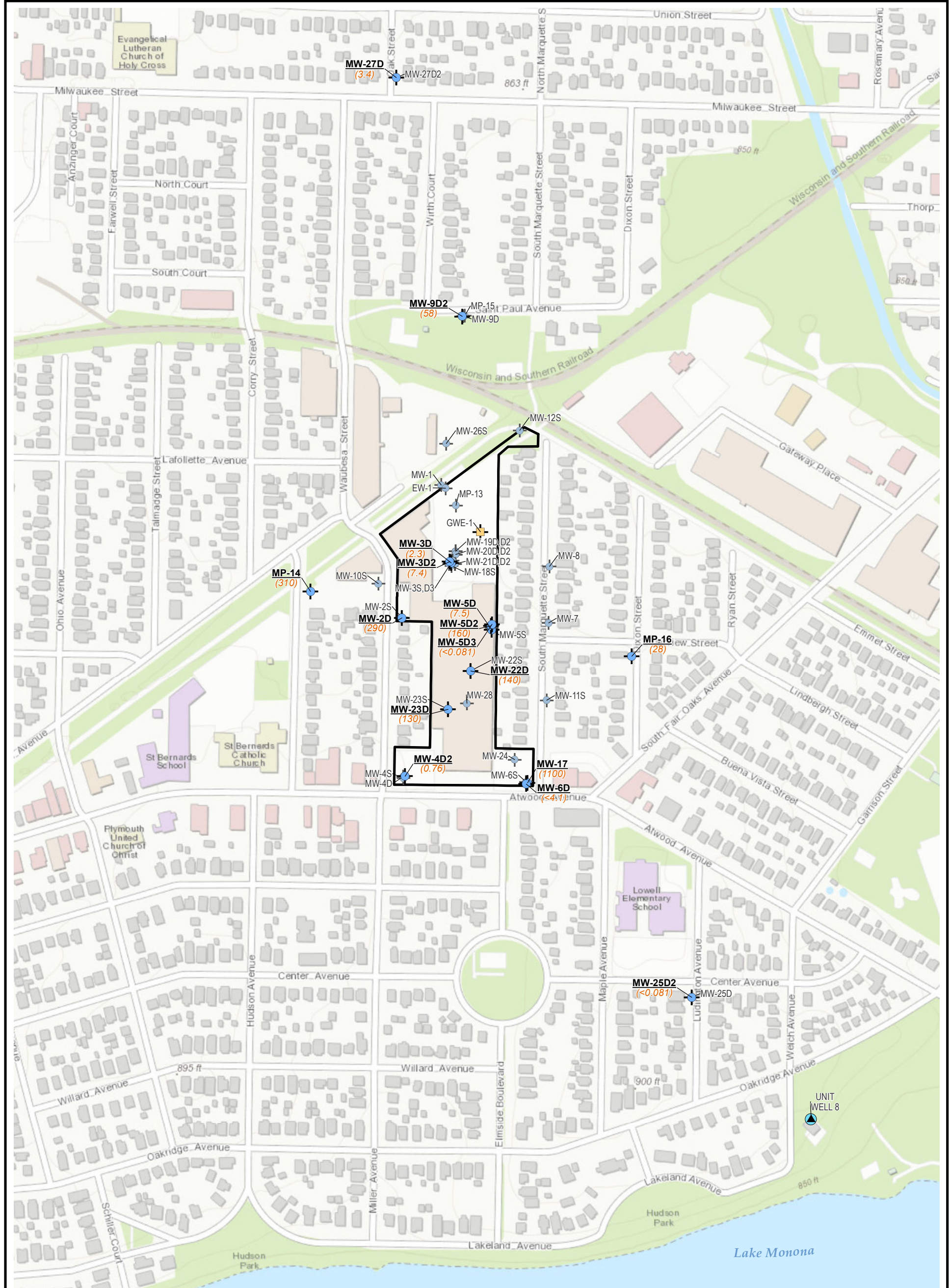
708 Heartland Trail
 Suite 3000
 Madison, WI 53717
 Phone: 608.826.3600

PROJECT: **MADISON-KIPP CORPORATION**
 201 WAUBESA STREET
 MADISON, WISCONSIN

TITLE: **UPPER WONEWOC FORMATION
 POTENTIOMETRIC SURFACE
 APRIL 2016**

DRAWN BY:	JPAPEZ
CHECKED BY:	A STEHN
APPROVED BY:	JRICE
DATE:	SEPTEMBER 2016
PROJ. NO.:	243950
FILE:	243950-008.mxd

FIGURE 8

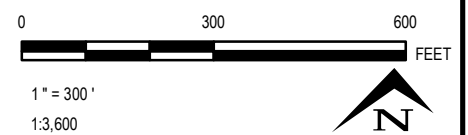


LEGEND

- SITE PROPERTY BOUNDARY
- GROUNDWATER EXTRACTION WELL
- MONITORING WELL
- MUNICIPAL SUPPLY WELL
- (7.5) PCE CONCENTRATION [$\mu\text{g/L}$]

NOTES

1. BASE MAP FROM ESRI, "WORLD TOPOGRAPHIC MAP", WEB BASEMAP SERVICE LAYER.
2. WELLS SAMPLED BETWEEN 4/19/2016 - 4/22/2016. WELLS SHOWN IN GRAY WERE NOT SAMPLED DURING THE APRIL 2016 MONITORING EVENT.



708 Heartland Trail
 Suite 3000
 Madison, WI 53717
 Phone: 608.826.3600

PROJECT:

MADISON-KIPP CORPORATION
 201 WAUBESA STREET
 MADISON, WISCONSIN

TITLE:

TETRACHLOROETHENE (PCE) CONCENTRATIONS
APRIL 2016

DRAWN BY: JPAPEZ

CHECKED BY: A STEHN

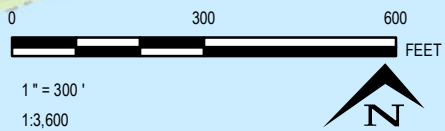
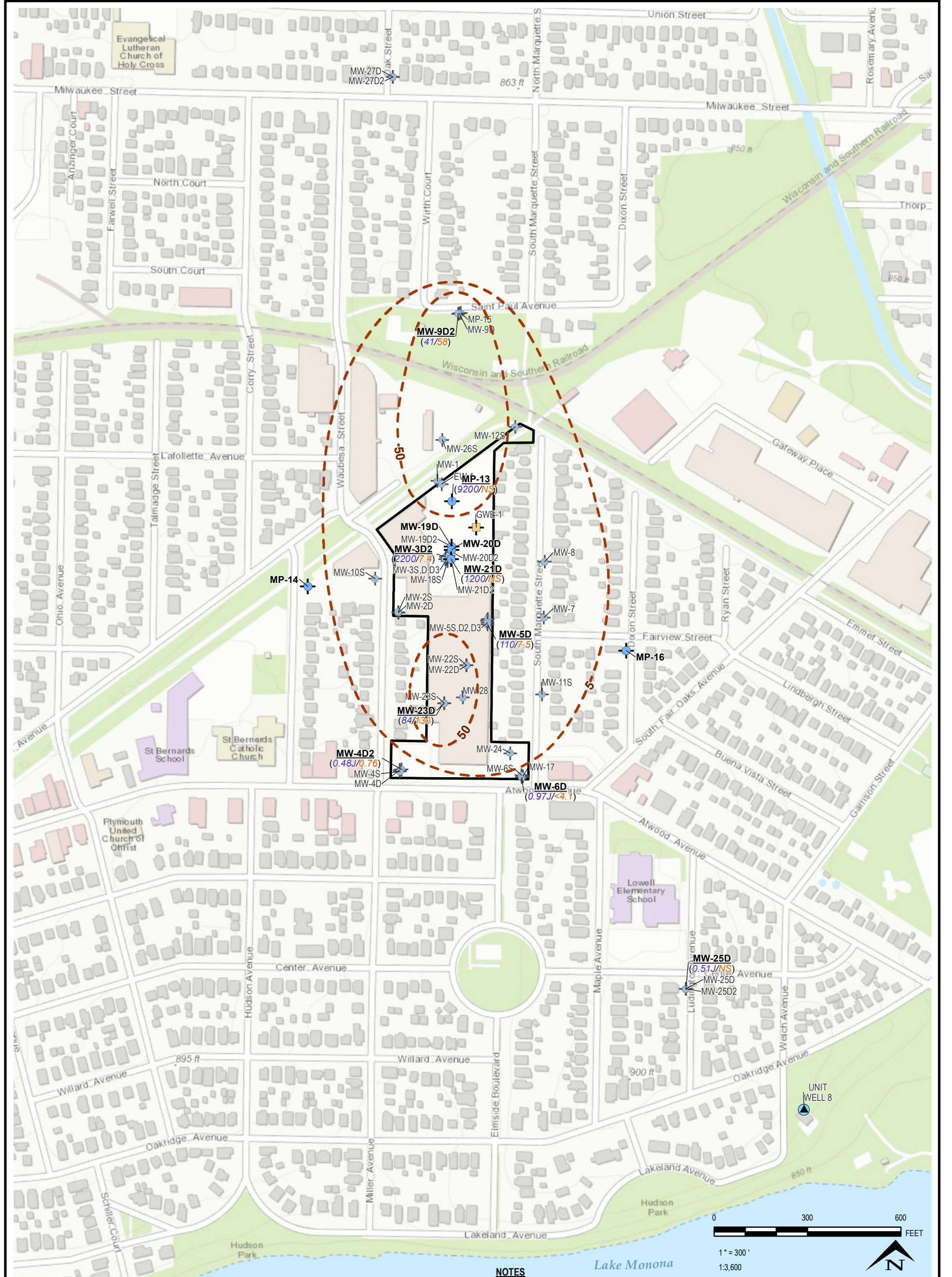
APPROVED BY: JRICE

DATE: SEPTEMBER 2016

PROJ. NO.: 243950

FILE: 243950-009.mxd

FIGURE 7



NOTES

1. BASE MAP FROM ESRI, "WORLD TOPOGRAPHIC MAP", WEB BASEMAP SERVICE LAYER.
2. WELLS SAMPLED BETWEEN 4/19/2016 - 4/22/2016. "NS" = NOT SAMPLED. WELLS SHOWN IN GRAY ARE NOT PART OF THIS GROUNDWATER UNIT.
3. THE SHOWN PCE CONTOURS WERE CREATED BASED ON THE APRIL 2016 DATA. DUE TO THE REDUCED MONITORING POINTS FOR THIS EVENT, SELECT OCTOBER 2015 DATA WAS USED TO ASSIST WITH THE INTERPRETATION FOR THE PCE PLUME.
4. THE LOWER LONE ROCK FORMATION IS INTERPRETED TO BE FROM APPROXIMATELY 65 - 100 FEET BELOW GROUND SURFACE (818 - 781 FEET ABOVE MEAN SEA LEVEL).
5. MP-14, MP-16, MW-19D, AND MW-20D ARE LOCATED IN THIS UNIT BUT WERE NOT SAMPLED IN OCT. 2015 OR APRIL 2016.

LEGEND

- SITE PROPERTY BOUNDARY
- GROUNDWATER EXTRACTION WELL
- MONITORING WELL
- MUNICIPAL SUPPLY WELL
- PCE ISOCONCENTRATION CONTOUR (µg/L - DASHED WHERE INFERRED)
- (0.97J) PCE CONCENTRATION - OCT. 2015 [µg/L]
- (7.5) PCE CONCENTRATION - APRIL 2016 [µg/L]



708 Heartland Trail
 Suite 3000
 Madison, WI 53717
 Phone: 608.826.3600

PROJECT:

MADISON-KIPP CORPORATION
 201 WAUBESA STREET
 MADISON, WISCONSIN

TITLE:

LOWER LONE ROCK FORMATION
TETRACHLOROETHENE (PCE) ISOCONCENTRATIONS
APRIL 2016

DRAWN BY:

J PAPEZ

CHECKED BY:

A STEHN

APPROVED BY:

J RICE

DATE:

SEPTEMBER 2016

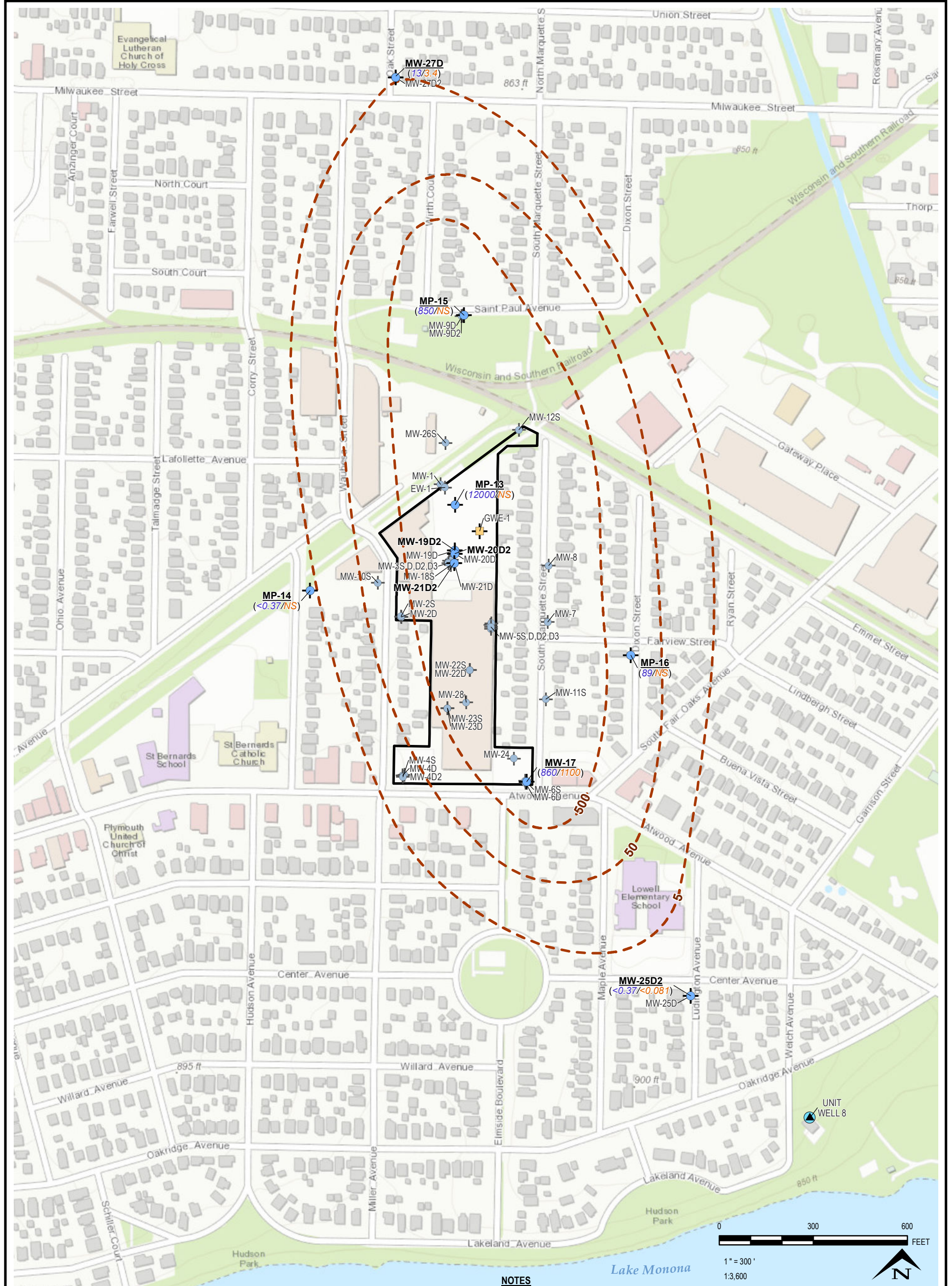
PROJ. NO.:

243950

FILE:

243950-010.mxd

FIGURE 8



NOTES

1. BASE MAP FROM ESRI, "WORLD TOPOGRAPHIC MAP", WEB BASEMAP SERVICE LAYER.
2. WELLS SAMPLED BETWEEN 4/19/2016 – 4/22/2016. "NS" = NOT SAMPLED. WELLS SHOWN IN GRAY ARE NOT PART OF THIS GROUNDWATER UNIT.
3. THE SHOWN PCE CONTOURS WERE CREATED BASED ON THE APRIL 2016 DATA. DUE TO THE REDUCED MONITORING POINTS FOR THIS EVENT, SELECT OCTOBER 2015 DATA WAS USED TO ASSIST WITH THE INTERPRETATION FOR THE PCE PLUME.
4. THE UPPER WONEWOC FORMATION IS INTERPRETED TO BE FROM APPROXIMATELY 87 – 139 FEET BELOW GROUND SURFACE (767 – 690 FEET ABOVE MEAN SEA LEVEL).
5. MW-19D2, MW-20D2, AND MW-21D2 ARE LOCATED IN THIS UNIT BUT WERE NOT SAMPLED IN OCT. 2015 OR APRIL 2016.

LEGEND

- SITE PROPERTY BOUNDARY
- GROUNDWATER EXTRACTION WELL
- MONITORING WELL
- MUNICIPAL SUPPLY WELL

- (0.97J) PCE CONCENTRATION - OCT. 2015 [µg/L]
- (7.5) PCE CONCENTRATION - APRIL 2016 [µg/L]
- PCE ISOCONCENTRATION CONTOUR (µg/L, DASHED WHERE INFERRED)



708 Heartland Trail
Suite 3000
Madison, WI 53717
Phone: 608.826.3600

PROJECT:

MADISON-KIPP CORPORATION
201 WAUBESA STREET
MADISON, WISCONSIN

TITLE:

UPPER WONEWOC FORMATION
TETRACHLOROETHENE (PCE) ISOCONCENTRATIONS
APRIL 2016

DRAWN BY: JPAPEZ

CHECKED BY: A STEHN

APPROVED BY: JRICE

DATE: SEPTEMBER 2016

PROJ. NO.: 243950





FILE: 243950-011.mxd

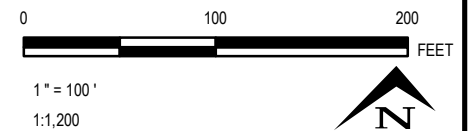
FIGURE 9



BASE MAP FROM ESRI, "WORLD IMAGERY" WEB BASEMAP SERVICE LAYER.
 PARCELS FROM WI SCO.

LEGEND

-  SITE PROPERTY BOUNDARY
-  SOIL EXTRACTION WELL
-  VAPOR MONITORING POINT
-  VAPOR MONITORING POINT (LOST)



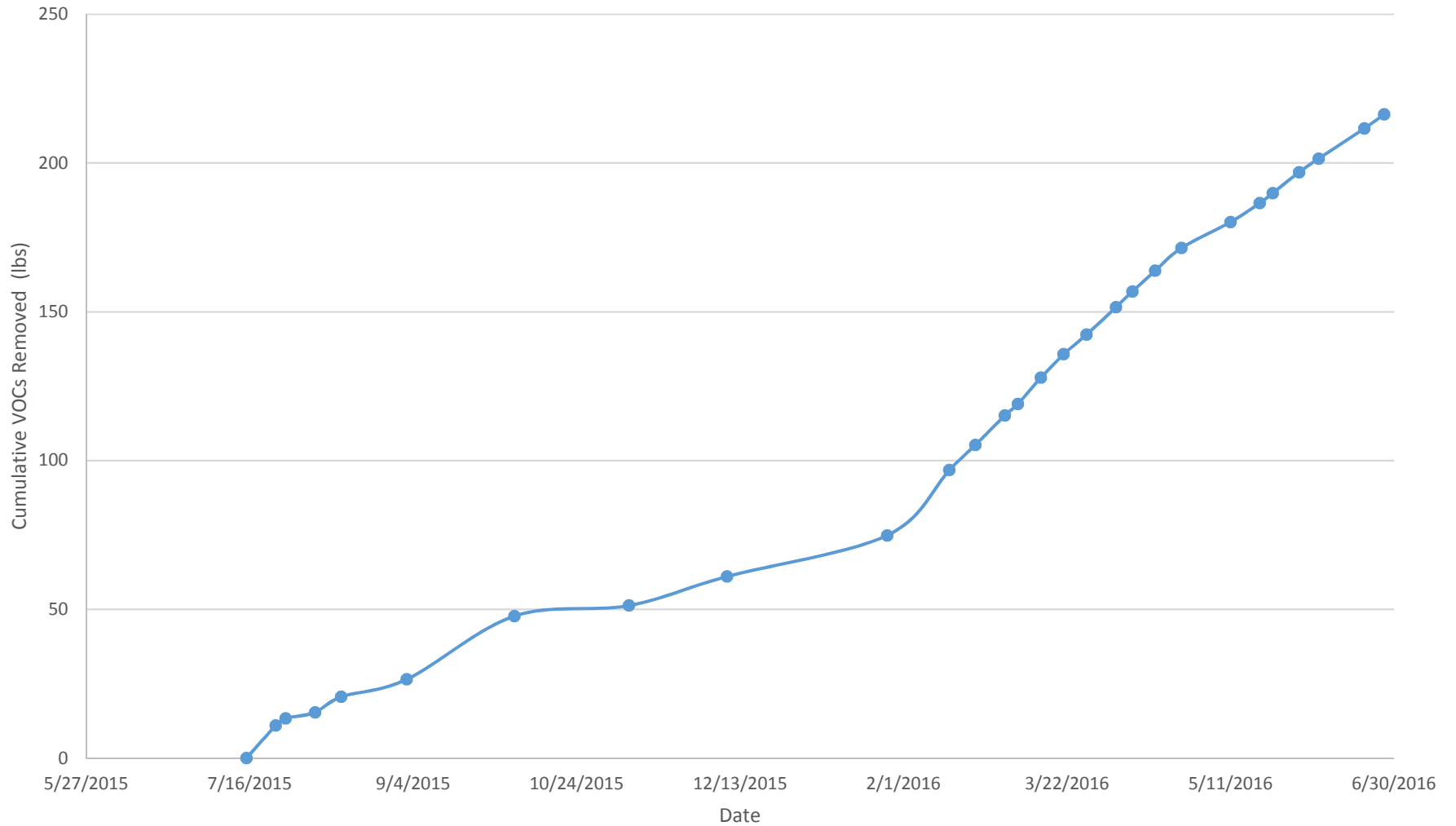

708 Heartland Trail
 Suite 3000
 Madison, WI 53717
 Phone: 608.826.3600

PROJECT:	MADISON-KIPP CORPORATION 201 WAUBESA STREET MADISON, WISCONSIN
TITLE:	SOIL VAPOR EXTRACTION WELL AND VAPOR MONITORING POINT LOCATION MAP

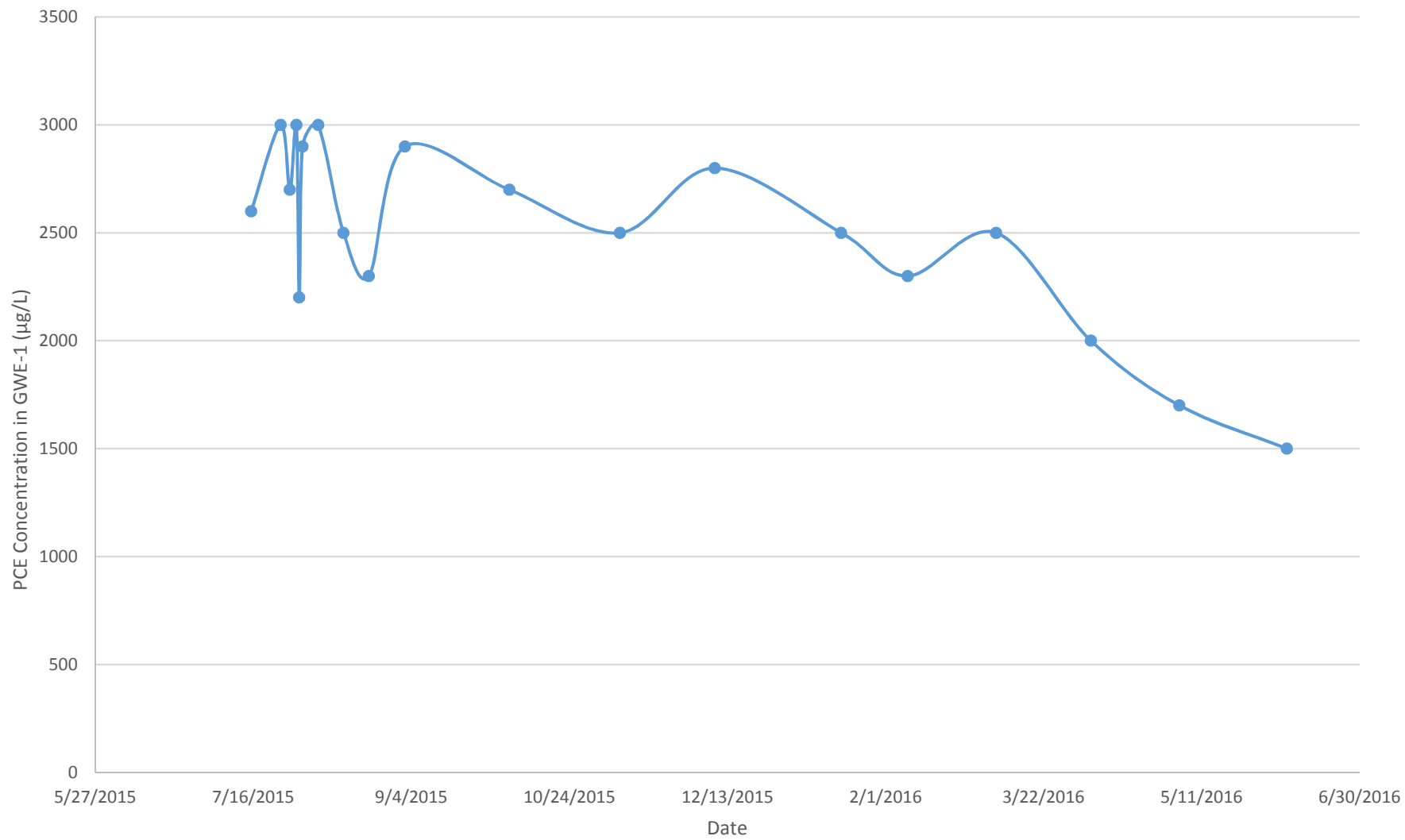
DRAWN BY:	JPAPEZ
CHECKED BY:	A STEHN
APPROVED BY:	KVATER
DATE:	SEPTEMBER 2016
PROJ. NO.:	243950
FILE:	243950-014.mxd
FIGURE 10	

Appendix A Trend Plots

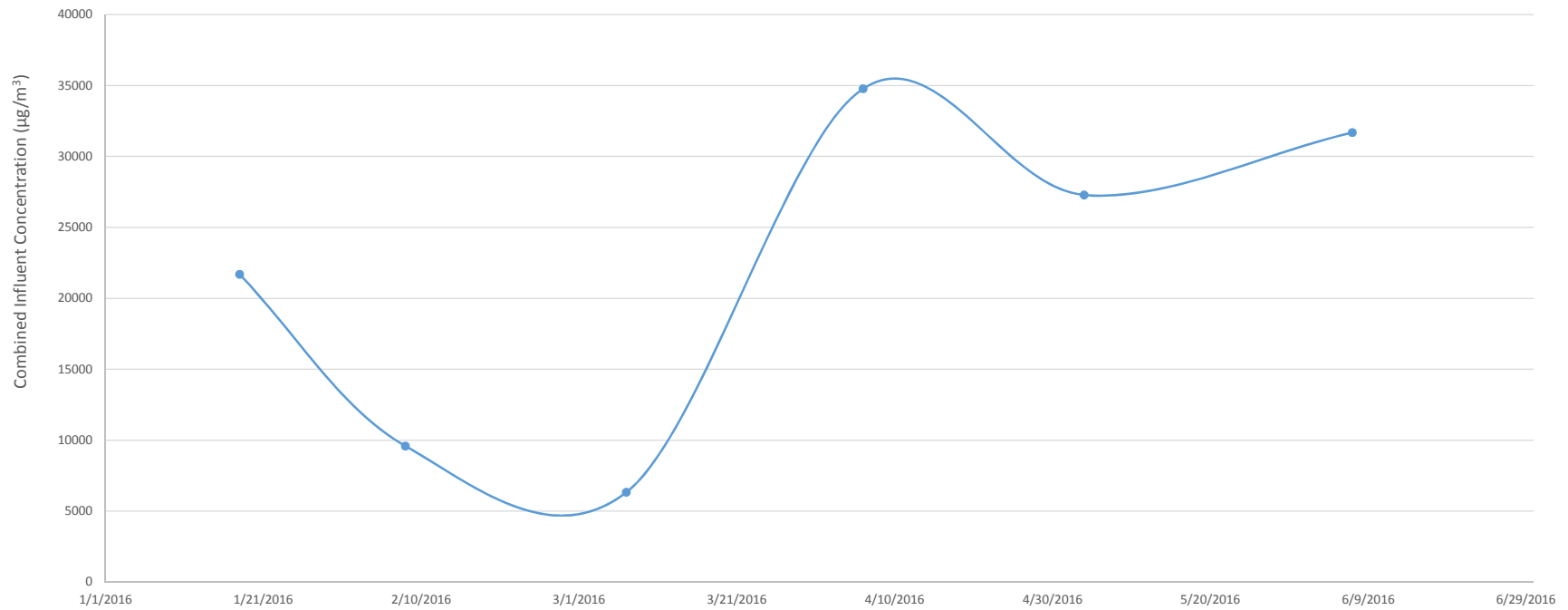
Trend Plot A.1
Groundwater Extraction System Operation
Cumulative Volatile Organic Compounds (VOCs) Removed
Madison Kipp Corporation
201 Waubesa Street
Madison, Wisconsin



Trend Plot A.2
PCE Concentration in GWE-1
Madison Kipp Corporation
201 Waubesa Street
Madison, Wisconsin



Trend Plot A.3
GETS and SVE Combined Gas Influent Sampling Results - Total VOCs
Madison Kipp Corporation
201 Waubesa Street
Madison, Wisconsin



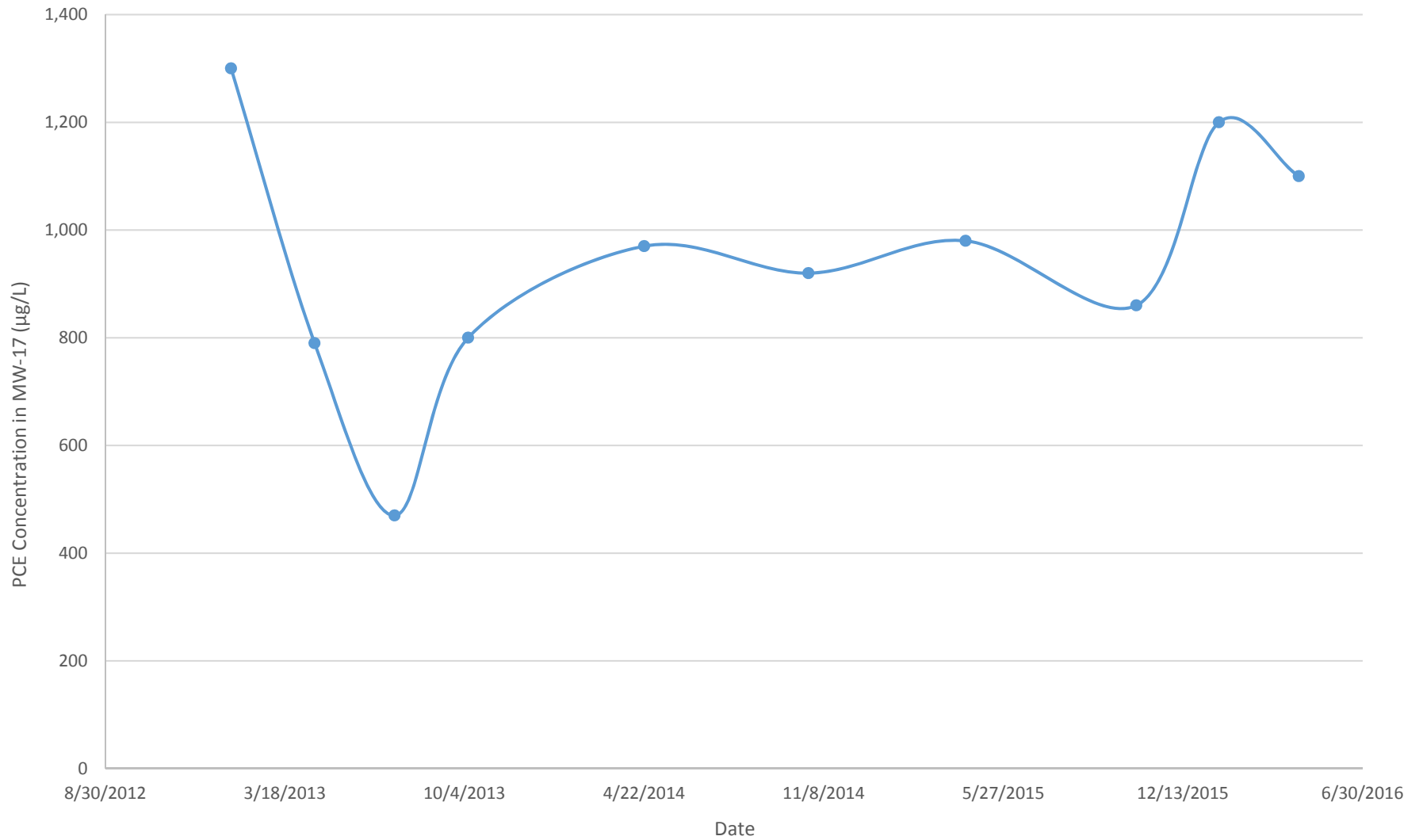
Notes:

SVE = Soil Vapor Extraction
GETS = Groundwater Extraction and Treatment System
µg/m³ = micrograms per cubic meter
VOCs = Volatile Organic Compounds

The graph represents the influent samples collected from the combined SVE and GETS between January 2016 and June 2016.

Total VOCs were calculated based on analytes reported above and below the method reporting limits. For detected analytes, the reported concentrations were used. For all other analytes detected below the method reporting limit, half of the reporting limit was used.

Trend Plot A.4
PCE Concentration in MW-17
Madison Kipp Corporation
201 Waubesa Street
Madison, Wisconsin



Appendix B
Remediation Site Operation,
Maintenance, Monitoring, and
Optimization Report Form 4400-194

GENERAL INSTRUCTIONS, PURPOSE AND APPLICABILITY OF THIS FORM: Completion of this form is required under s. NR 724.13(3), Wis. Adm. Code. A narrative report or letter containing the equivalent information required in this form may be submitted in lieu of the actual form. Failure to submit this form as required is a violation of s. NR 724.13(3), Wis. Adm. Code, and is subject to the penalties in s. 292.99, Wis. Stats. This form must be submitted every six months for soil or groundwater remediation projects that report operation and maintenance progress in accordance with s. NR 724.13(3), Wis. Adm. Code.

Note: Long-term monitoring results submitted in accordance with s. NR 724.17(3), Wis. Adm. Code are required to be submitted within 10 business days of receiving sampling results and are not required to be submitted using this form. However, portions of this form require monitoring data summary information that may be based on information previously submitted in accordance with s. NR 724.17(3), Wis. Adm. Code.

Note: Responsible parties should check with the State Project Manager assigned to the site to determine if this form is required to be submitted at sites responded to under the Federal Comprehensive Environmental Response and Compensation Act (commonly known as Superfund) or an equivalent State lead Superfund response.

Note: Responsible parties should check with the State Project Manager assigned to the site to determine if any of the information required in this form may be omitted or changed and obtain prior written approval for any omissions or changes.

Submittal of this form is not a substitute for reporting required by Department programs such as Waste Water or Air Management. Personally identifiable information on this form is not intended to be used for any other purpose than tracking progress of the remediation by the Bureau for Remediation and Redevelopment.

Personal information collected will be used for administrative purposes and may be provided to requesters to the extent required by Wisconsin's Open Records Law (ss. 19.31-19.39, Wis. Stats.). Unless otherwise noted, all citations refer to Wisconsin Administrative Code.

Note: There is a separate semi-annual report required under s. NR 700.11(1), Wis. Adm. Code. Reporting under that provision is through an internet-based form:

<http://dnr.wi.gov/topic/Brownfields/documents/regs/NR700progreport.pdf>

Section GI - General Site Information

A. General Information

1. Site name

Madison Kipp Corporation

2. Reporting period from: 01/01/2016 To: 06/30/2016 Days in period: 182

3. Regulatory agency (enter DNR, DATCP and/or other) 4. BRRTS ID No. (2 digit program-2 digit county-6 digit site specific)
 DNR 02-13-558625

5. Site location

Region	County	Address					
South Central Region	Dane	201 Waubesa Street					
Municipality name	<input type="radio"/> City <input type="radio"/> Town <input type="radio"/> Village		Township	Range	<input checked="" type="radio"/> E <input type="radio"/> W	Section	<input type="radio"/> ¼ <input type="radio"/> ¼
Madison			07 N	10		5	SW NW

6. Responsible party	7. Consultant		
Name	<input checked="" type="checkbox"/> Select if the following information has changed since the last submittal		
Alina Satkoski	Company name		
Mailing address	TRC Environmental Corporation		
201 Waubesa Street, Madison, WI 53704	Mailing address	Phone number	
Phone number	708 Heartland Trail, Suite 3000, Madison, WI 53717	(608) 826-3600	
(608) 242-5200			

8. Contaminants
 VOCs, Metals, PCBs

9. Soil types (USCS or USDA)
 CL, SP, GP

10. Hydraulic conductivity(cm/sec): 0.08 - 13.2 11. Average linear velocity of groundwater (ft/yr) 0.5 - 12.9

12. If soil is treated ex situ, is the treatment location off site? Yes No

If yes, give location: Region _____ County _____

Municipality name	<input type="radio"/> City <input type="radio"/> Town <input type="radio"/> Village		Township	Range	<input type="radio"/> E <input type="radio"/> W	Section	<input type="radio"/> ¼ <input type="radio"/> ¼
			N				

Site name: Madison Kipp Corporation

Reporting period from: 01/01/2016 To: 06/30/2016

Days in period: 182

Remediation Site Operation, Maintenance, Monitoring & Optimization Report

Form 4400-194 (R 11/14)

Page 2 of 28

B. Remediation Method

Only submit sections that apply to an individual site. Check all that apply:

- Groundwater extraction (submit a completed Section GW-1).
- Free product recovery (submit a completed Section GW-1).
- In situ air sparging (submit a completed Section GW-2).
- Groundwater natural attenuation (submit a completed Section GW-3).
- Other groundwater remediation method (submit a completed Section GW-4).
- Soil venting (including soil vapor extraction building venting and bioventing submit a completed Section IS-1).
- Soil natural attenuation (submit a completed Section IS-2).
- Other in situ soil remediation method (submit a completed Section IS-3).
- Biopiles (submit a completed Section ES-1).
- Landspreading/thinspreading of petroleum contaminated soil (submit a completed Section ES-2).
- Other ex situ remediation method (submit a completed Section ES-3).
- Site is a landfill (submit a completed Section LF-1).

C. General Effectiveness Evaluation for All Active Systems

If the remediation is active (not natural attenuation), complete this subsection.

1. Is the system operating at design rates and specifications? Yes No

If the answer is no, explain whether or not modifications are necessary to achieve the goal that was previously established in design.

2. Are modifications to the system warranted to improve effectiveness Yes No

If yes, explain:

3. Is natural attenuation an effective low cost option at this time? Yes No

4. Is closure sampling warranted at this time? Yes No

5. Are there any modifications that can be made to the remediation to improve cost effectiveness? Yes No

If yes, explain:

D. Economic and Cost Data to Date

1. Total investigation cost: _____

2. Implementation costs (design, capital and installation costs, excluding investigation costs): _____

3. Total costs during the previous reporting period: _____

4. Total costs during this reporting period: _____

5. Total anticipated costs for the next reporting period: _____

6. Are any unusual or one-time costs listed in the reporting periods covered by D.3., D.4. or D.5. above? Yes No

If yes, explain:

7. If closure is anticipated within 12 months, estimated costs for project closeout: _____

Site name: Madison Kipp Corporation
Reporting period from: 01/01/2016 To: 06/30/2016
Days in period: 182

Remediation Site Operation, Maintenance, Monitoring & Optimization Report

Form 4400-194 (R 11/14)

Page 3 of 28

E. Name(s), Signature(s) and Date of Person(s) Submitting Form

Legibly print name, date and sign. Only persons qualified to submit reports under ch. NR 712 Wis. Adm. Code are to sign this form for sites with any ongoing active remediation, monitoring or an investigation. Other persons may sign this form for sites with no response activities during the six month reporting period.

Registered Professional Engineers:

I hereby certify that I am a registered professional engineer in the State of Wisconsin, registered in accordance with the requirements of ch. A-E 4, Wis. Adm. Code; that this document has been prepared in accordance with the rules of Professional Conduct in ch. A-E 8, Wis. Adm. Code; and that, to the best of my knowledge, all information contained in this document is correct and the document was prepared in compliance with all applicable requirements in chs. NR 700 to 726, Wis. Adm. Code.

Print name Katherine Vater	Title Project Manger
Signature <i>Katherine Vater</i>	Date 9/8/16

Hydrogeologists:

I hereby certify that I am a hydrogeologist as that term is defined in s. NR 712.03(1), Wis. Adm. Code, and that, to the best of my knowledge, all information contained in this document is correct and the document was prepared in compliance with all applicable requirements in chs. NR 700 to 726, Wis. Adm. Code.

Print name	Title
Signature	Date

Scientists:



I hereby certify that I am a scientist as that term is defined in s. NR 712.03(3), Wis. Adm. Code, and that, to the best of my knowledge, all information contained in this document is correct and the document was prepared in compliance with all applicable requirements in chs. NR 700 to 726, Wis. Adm. Code.

Print name	Title
Signature	Date

Other Persons:

Print name Andrew Stehn	Title Project Engineer
Signature <i>Andrew Stehn</i>	Date 9/8/16

Professional Seal(s), if applicable



Site name: Madison Kipp Corporation

Reporting period from: 01/01/2016 To: 06/30/2016

Days in period: 182

Remediation Site Operation, Maintenance, Monitoring & Optimization Report

Form 4400-194 (R 11/14)

Page 4 of 28

Section GW-1, Groundwater Pump and Treat Systems and Free Product Recovery Systems

A. Groundwater Extraction System Operation:

1. Total number of groundwater extraction wells or trenches available: 1 and the number in use during period: 1

2. Number of days of operation (only list the number of days the system actually operated, if unknown explain:
System operated for 145 days.

3. System utilization in percent (days of operation divided by reporting time period multiplied by 100). If < 80%, explain:
80% - The system was shutdown between January 1 and January 14 for extraction pump repair. Throughout the remainder of the reporting period the system was shutdown for routine maintenance, to change out peroxide tanks, and to install a dedicated peroxide tank.

4. Quantity of groundwater extracted during this time period: 9,437,285 gallons

5. Average groundwater extraction rate: 45 gpm

6. Quantity of dissolved phase contaminants removed during this time period in pounds: 155.3 lbs

B. Free Product Recovery System Operation

1. Is free product (nonaqueous phase liquid) being recovered at this site? Yes No

If yes, explain:

2. Quantity of free product extracted during this time period (enter none if none): _____ gallons

3. Average free product extraction rate: _____ gpm

C. System Effectiveness Evaluation

1. Is a contaminated groundwater plume fully contained in the capture zone? Yes No

If no, explain:

The groundwater extraction and treatment system was designed to facilitate the removal of volatile organic compound (VOC) mass in addition to providing hydraulic containment of VOCs in groundwater in order to minimize off-site VOC migration.

2. If free product is present, is the free product fully contained in capture zone? Yes No

If no, explain:

3. If free product is present in any wells at the site, but free product was not recovered during reporting period, explain:

4. If free product is not present, determine the single contaminant that requires the greatest percent reduction to achieve ch. NR 140 ES and PAL. Perform this calculation for all contaminants that were present at the site that have ch. NR 140 standards. Use the highest contaminant concentration measured in any sampling points during reporting period. If free product is present, write "FREE PRODUCT" in C.4.a.

a. Contaminant: Tetrachloroethene

b. Percent reduction necessary to reach ch. NR 140 ES and PAL: 99 %

c. Maximum contaminant concentration level in any monitoring well of that contaminant: 1,200 µg/L

d. Maximum contaminant concentration level in any extraction well of that contaminant: 2,500 µg/L

Site name: Madison Kipp Corporation

Reporting period from: 01/01/2016 To: 06/30/2016

Days in period: 182

Remediation Site Operation, Maintenance, Monitoring & Optimization Report

Form 4400-194 (R 11/14)

Page 5 of 28

- e. If the maximum concentration in a monitoring well is more that one order of magnitude above the concentration measured in an extraction well, explain why the extracted groundwater contamination levels are significantly less than the levels at other locations within the aquifer.

Not Applicable

D. Additional Attachments

Attach the following to this form:

- Most recent report to the DNR Wastewater Program, if applicable. [Appendix C](#)
- Groundwater contour map with capture zone indicated. [Figures 3-6](#)
- Groundwater contaminant distribution map (may be combined with contour map). [Figures 7-9](#)
- Graph of cumulative contaminant removal, if both free product recovery and ground water extraction are used, provide separate graphs.
- Time versus groundwater contaminant concentration graphs for the contaminant listed in C.4.a. (above), as follows:
 - Graph of contaminant concentrations versus time for each extraction well in use during the period. [Appendix A; Graph A.2](#)
 - Graph of contaminant concentrations versus time for the monitoring well with the greatest level of contamination. [Appendix A; Graph A.4](#)
- Groundwater contaminant chemistry table. [Table 11](#)
- Groundwater elevations table. [Table 12](#)
- System operational data table. [Table 1](#)

Site name: Madison Kipp Corporation

Reporting period from: 01/01/2016 To: 06/30/2016

Days in period: 182

Remediation Site Operation, Maintenance, Monitoring & Optimization Report

Form 4400-194 (R 11/14)

Page 6 of 28

Section GW-2, In Situ Air Sparging Systems

A. In Situ Air Sparging System Operation

1. Number of air injection wells at the site and the number actually in use during the period: _____
2. Number of days of operation (only list the number of days the system actually operated, if unknown explain): _____
3. System utilization in percent (days of operation divided by reporting time period multiplied by 100). If < 80%, explain: _____

B. System Effectiveness Evaluation

1. If free product is not present, determine the single contaminant that requires the greatest percent reduction to achieve ch. NR 140 ES and PAL. Perform this calculation for all contaminants that were present at the site that have ch. NR 140 standards. Use the highest contaminant concentration measured in any sampling points during reporting period. If free product is present, write "FREE PRODUCT" in B.1.a.
 - a. Contaminant: _____
 - b. Percent reduction necessary to reach ch. NR 140 ES and PAL: _____ %
 - c. Maximum contaminant concentration level in any monitoring well: _____ µg/L
2. Is there any evidence that air is short circuiting through natural or man-made pathways? Yes No
If yes, explain: _____
3. Is the size of the plume: Increasing Stabalized Decreasing ?
If increasing, explain: _____

C. Additional Attachments

Attach the following to this form:

- Groundwater contour map.
- Groundwater contaminant distribution map (may be combined with contour map).
- When contaminants are aerobically biodegradable, attach a dissolved oxygen in groundwater map (dissolved oxygen may be combined with the contaminant data on a single map).
- Site map with all air injection wells and groundwater monitoring points.
- Graph of contaminant concentrations versus time for the contaminant listed in B.1.a. (above) for the monitoring point with the greatest level of contamination.
- Groundwater contaminant chemistry table.
- Groundwater elevations table.
- System operational data table.

Site name: Madison Kipp Corporation

Reporting period from: 01/01/2016 To: 06/30/2016

Days in period: 182

Remediation Site Operation, Maintenance, Monitoring & Optimization Report

Form 4400-194 (R 11/14)

Page 7 of 28

Section GW-3, Natural Attenuation (Passive Bioremediation) in Groundwater

A. Effectiveness Evaluation

1. If free product is not present, determine the single contaminant that requires the greatest percent reduction to achieve ch. NR 140 ES and PAL. Perform this calculation for all contaminants that were present at the site that have ch. NR 140 standards. Use the highest contaminant concentration measured in any sampling points during reporting period. If free product is present, write "FREE PRODUCT" in A.1.a

a. Contaminant: _____

b. Percent reduction necessary to reach ch. NR 140 ES and PAL: _____ %

c. Maximum contaminant concentration level in any monitoring well of that contaminant: _____ $\mu\text{g/L}$

2. Aquifer parameters:

a. Hydraulic conductivity: _____ cm/sec

b. Groundwater average linear velocity: _____ ft/yr

3. Is there a downgradient monitoring well that meets ch. NR 140 standards? Yes No

4. Based on water chemistry results, is the plume: Expanding Stabalized Contracting ?

5. If the answer in 4. (above) is "expanding," is natural attenuation still the best option? Yes No

If yes, explain:

6. Biodegradation parameters:

a. Upgradient (or other site specific background) DO level: _____ $\mu\text{g/L}$

b. DO levels in the part of the plume that is most heavily contaminated _____ $\mu\text{g/L}$

7. Is site closure a viable option within 12 months from the date of this form? Yes No

8. Are there any modifications that can improve cost effectiveness? Yes No

If yes, explain:

9. Have groundwater table fluctuations changed the contaminant level trends over time? Yes No

If yes, explain:

10. Has the direction of groundwater flow changed during the reporting period? Yes No

If yes, approximate change in degrees: _____

B. Additional Attachments

Attach the following:

- Groundwater contour map.
- Groundwater contaminant distribution map (may be combined with contour map).
- When contaminants are aerobically biodegradable, attach a dissolved oxygen in groundwater map (dissolved oxygen may be combined with the contaminant data on a single map).
- Graph of contaminant concentrations versus time for the contaminant listed in A.1.a. (above) for the monitoring point with the greatest level of contamination.

Note: This is the minimum required graph; however, it is recommended that multiple time versus contamination concentration graphs as described in the instructions on page 24 for Natural Attenuation of Groundwater be submitted.

- Graph of contaminant concentrations versus distance.
- Groundwater contaminant chemistry table.
- Groundwater biological parameters.
- Groundwater elevations table.

Site name: Madison Kipp Corporation

Reporting period from: 01/01/2016 To: 06/30/2016

Days in period: 182

Remediation Site Operation, Maintenance, Monitoring & Optimization Report

Form 4400-194 (R 11/14)

Page 8 of 28

Section GW-4, Other Groundwater Remediation Methods

A. Effectiveness Evaluation

1. If free product is not present, determine the single contaminant that requires the greatest percent reduction to achieve ch. NR 140 ES and PAL. Perform this calculation for all contaminants that were present at the site that have ch. NR 140 standards. Use the highest contaminant concentration measured in any sampling points during reporting period. If free product is present, write "FREE PRODUCT" in A.1.a.

a. Contaminant: _____

b. Percent reduction necessary: _____ %

c. Maximum contaminant concentration level in any monitoring well: _____ µg/L

2. Is the size of the plume: Increasing Stabalized Decreasing ?

3. Describe the method used to remediate groundwater at the site:

4. List any additional information required by the DNR for this method for this site:

B. Additional Attachments

Attach the following:

- Groundwater contour map.
- Groundwater contaminant distribution map (may be combined with contour map).
- When contaminants are aerobically biodegradable, attach a dissolved oxygen in groundwater map (dissolved oxygen may be combined with the contaminant data on a single map).
- Graph of contaminant concentrations versus time for the contaminant listed in A.1.a. (above) for the monitoring point with the greatest level of contamination.
- Groundwater contaminant chemistry table.
- Groundwater elevations table.
- Any other attachments required by the DNR for this remediation method.

Site name: Madison Kipp Corporation

Reporting period from: 01/01/2016 To: 06/30/2016

Days in period: 182

Remediation Site Operation, Maintenance, Monitoring & Optimization Report

Form 4400-194 (R 11/14)

Page 9 of 28

Section IS-1, Soil Venting (Including Soil Vapor Extraction, Building Venting and Bioventing)

A. Soil Venting Operation

Note: This form is not required for building vapor mitigation systems that are installed proactively to protect building occupants/users and are not considered part of ongoing active soil remediation.

1. Number of air extraction wells available and number of wells actually in use during the period: _____ 9

2. Number of days of operation (only list the number of days the system actually operated, if unknown explain):
151 Days

3. System utilization in percent (days of operation divided by reporting time period multiplied by 100). If < 80%, explain:
83%

4. Average depth to groundwater: _____ 20 _____ gpm

B. Building Basement/Subslab Venting System Operation

1. Number of venting points available and number of points actually in use during the period: _____

2. Number of days of operation (only list the number of days the system actually operated, if unknown explain): _____

3. System utilization in percent (days of operation divided by reporting time period multiplied by 100). If < 80%, explain: _____

C. Effectiveness Evaluation

1. Average contaminant removal rate for the entire system: _____ pounds per day

2. Average contaminant removal rate per well or venting point: _____ pounds per day

3. If the average contaminant removal rate is less than one pound per day for the entire system, or if the average rate per well is less than one tenth of a pound per day, evaluate the following:

Please note that removal rates could not be calculated for the SVE system alone based on combined GETS and SVE vapor samples being collected.

a. If contaminants are aerobically biodegradable and confirmation borings have not been drilled in the past year:

i. Oxygen levels in extracted air: _____ percent

ii. Methane levels in extracted air (ppmv) If over 10 ppmv, explain: _____

iii. If methane is not present above 10 ppmv and if oxygen is greater than 20 percent in extracted air, you should either:

- o Drill confirmation borings during the next reporting period, if the entire site should be considered for closure.
- o Or, perform an in situ respirometry test in a zone of high contamination. Do not perform the test in an air extraction well, use a gas probe or water table well. If a zero order rate of decay based on oxygen depletion is less than 2 mg/kg per day, then you should drill confirmation borings, if the entire site should be considered for closure. If the rate of decay is between 2 and 10 mg/kg, operate for one more reporting period before evaluating further. If the zero order rate of decay is greater than 10 mg/kg total hydrocarbons, continue operating the system in a manner than maximizes aerobic biodegradation.

b. If contaminants are not aerobically biodegradable and confirmation borings have not been recently drilled during the past year, you should drill confirmation borings during the next reporting period if the entire site should be considered for closure.

c. If soil borings were drilled during the past year and soil contamination remains above acceptable levels, explain if the system effectiveness can be increased and/or if other options need to be considered to achieve cleanup criteria.

D. Additional Attachments

Attach the following to this form:

- Well and soil sample location map indicating all air extraction wells. If forced air injection wells are also in use, identify those wells. **Figure 10**
- If water table monitoring wells are present at the site, a map of well locations. **Figure 2 and 4**
- Time versus vapor phase contaminant concentration graph. **Appendix A - Graph A.3 depicts concentration versus time for the combined GETS and SVE vapor.**
- Time versus cumulative contaminant removal graph. **Not Applicable. SVE and GETS vapor is combined and sampled.**
- Groundwater elevations table, if water table wells are present at the site; also list screen lengths and elevations. **Table 12**
- Table of soil contaminant chemistry data. **N/A**
- Soil gas data, if gas probes are used to monitor subsurface conditions in locations other than where air is extracted. **Soil gas sampling completed each July and will be included in the July to December 2016 Annual Report**
- System operational data table. **Table 9**

Site name: Madison Kipp Corporation

Reporting period from: 01/01/2016 To: 06/30/2016

Days in period: 182

Remediation Site Operation, Maintenance, Monitoring & Optimization Report

Form 4400-194 (R 11/14)

Page 10 of 28

Section IS-2, Natural Attenuation (Passive Bioremediation) in Soil

A. Effectiveness Evaluation

1. Soil gas information in the soil that is most contaminated from a permanently installed gas probe(s) or water table monitoring well(s).

a. Hydrocarbon levels: _____ ppm, with an FID

b. Oxygen levels: _____ percent

c. Carbon dioxide levels(specify ppm or percent): _____

d. Methane levels: _____ ppm

2. Soil gas information in background (uncontaminated soil) from permanently installed gas probe(s) or water table monitoring well(s):

a. Hydrocarbon levels: _____ ppm, with an FID

b. Oxygen levels: _____ percent

c. Carbon dioxide levels(specify ppm or percent): _____

d. Methane levels: _____ ppm

3. List the results of the single boring that had the highest levels of soil contamination during the last round of soil sampling, and the date those samples were collected. Since soil borings are only drilled periodically, list the most recent data even if the data is prior to this reporting period. Since this data is used to assess progress based on the most recent soil sampling event, do not list data from prior sampling events.

a. Total hydrocarbons (Specify if GRO and/or DRO): _____ µg/kg

b. Specific compounds (µg/kg):

i. Benzene: _____ µg/kg

ii. 1,2 Dichloroethane: _____ µg/kg

iii. Ethylbenzene: _____ µg/kg

iv. Toluene: _____ µg/kg

v. Total xylenes: _____ µg/kg

4. Is there any evidence that contaminants are leaching into groundwater? Yes No

If the answer is yes and if groundwater quality is not being monitored, explain:

5. Is site closure a viable option within 12 months from the date of this form? Yes No

6. Are there any modifications that can be made to the remediation to improve cost effectiveness? Yes No

If yes, explain:

B. Additional Attachments

Attach the following to this form:

- Well and soil sample location map.
- Cross sections showing the water table, soil sampling locations, screened intervals for gas probes or water table wells, geologic contacts, and any former excavation boundaries.
- Graphs of contaminant concentrations, oxygen, carbon dioxide and methane levels over time.
- Groundwater elevations table, if water table wells are present at the site.
- Table of soil contaminant chemistry.
- Table of soil gas readings.

Site name: Madison Kipp Corporation

Reporting period from: 01/01/2016 To: 06/30/2016

Days in period: 182

Remediation Site Operation, Maintenance, Monitoring & Optimization Report

Form 4400-194 (R 11/14)

Page 11 of 28

Section IS-3, Other In Situ Soil Remediation Methods

A. Effectiveness Evaluation

1. Describe the method used to remediate soil at the site:

2. List all information required by the DNR for this remediation method for this site:

B. Additional Attachments

Attach the following to this form:

- Any other attachments required by the DNR for this remediation method.

Site name: Madison Kipp Corporation

Reporting period from: 01/01/2016 To: 06/30/2016

Days in period: 182

Remediation Site Operation, Maintenance, Monitoring & Optimization Report

Form 4400-194 (R 11/14)

Page 12 of 28

Section ES-1, Ex Situ Soil Treatment Using Biopiles

A. Effectiveness Evaluation

1. Volume of soil in the biopile (if multiple biopiles, list number of piles and total volume):

2. Monitoring used to assess progress and verify optimal conditions for biodegradation.

a. Vapor phase measurements of gases (average of all readings from most recent sampling event):

i. VOCs by FID: _____ ppm

ii. Oxygen: _____ percent

iii. Carbon dioxide: _____ percent

iv. Methane: _____ ppm

b. Soil temperature: _____ °F

c. Soil moisture sensors, if used: _____ percent

3. Treatment amendments added to the soil during construction:

a. Artificial nutrients, excluding manure.

i. Types and total pounds added:

ii. Nitrogen and phosphorous content of the added amendment: _____ percent

b. Manure: _____ total pounds

c. Natural organic materials (straw, wood chips, etc.)(type and total pounds):

4. Forced air biopiles only answer the following:

a. Total air flow rate of the ventilation system: _____ scfm

b. Average contaminant removal rate: _____ pounds per day

c. Average biodegradation rate based on oxygen utilization: _____ pounds per day

5. If soil samples have been taken to monitor progress, list results. Only list the most recent results. If none collected enter NA.

a. Total hydrocarbons. Specify if GRO and/or DRO: _____ µg/kg

b. Specific compounds (µg/kg):

i. Benzene: _____ µg/kg

ii. 1,2 Dichloroethane: _____ µg/kg

iii. Ethylbenzene: _____ µg/kg

iv. Toluene: _____ µg/kg

v. Total xylenes: _____ µg/kg

B. Additional Attachments

Attach the following to this form:

- Figure showing the construction details of the biopile and any sampling locations within the biopile.
- Table of soil contaminant chemistry data.
- Table of operational data.

Site name: Madison Kipp Corporation

Reporting period from: 01/01/2016 To: 06/30/2016

Days in period: 182

Remediation Site Operation, Maintenance, Monitoring & Optimization Report

Form 4400-194 (R 11/14)

Page 13 of 28

Section ES-2, Ex Situ Soil Treatment Using Landspreading/Thinspreading

A. Effectiveness Evaluation

1. Method used: landspreading thinspreading

Note: For purposes of this form, "landspreading" is the placement of contaminated soil on native topsoil, incorporation of that soil into the native soil and planting crops or other plants on it. The term "thinspreading" refers to placing contaminated soil on an impervious base for aeration.

2. Was any progress monitoring using field screening on soil conducted during this reporting period? Yes No

3. If the answer to A.2. (above) is yes:

i. List monitoring method:

ii. List monitoring results:

4. Is there any evidence of soil erosion at the landspreading/thinspreading location? Yes No

5. Spreading thickness: _____ inches

6. Type of crop planted (if thinspreading with no crop planted, so state):

7. Confirmation sampling date: _____ Anticipated confirmation sampling date: _____

8. Most recent soil sample results, if soil samples for laboratory analysis have been collected to monitor progress. Only list the highest result of the most recent sampling round. If no samples have been collected, enter NA.

a. Total hydrocarbons. Specify if GRO and/or DRO: _____ $\mu\text{g}/\text{kg}$

b. Specific compounds ($\mu\text{g}/\text{kg}$):

i. Benzene: _____ $\mu\text{g}/\text{kg}$

ii. 1,2 Dichloroethane: _____ $\mu\text{g}/\text{kg}$

iii. Ethylbenzene: _____ $\mu\text{g}/\text{kg}$

iv. Toluene: _____ $\mu\text{g}/\text{kg}$

v. Total xylenes: _____ $\mu\text{g}/\text{kg}$

B. Additional Attachments

Attach the following to this form:

- Map of the landspreading/thinspreading area. If soil samples have been collected, specify locations of samples and dates of sampling.
- Table of soil contaminant chemistry data.
- Table of any field screening results with dates of sample collection.

Site name: Madison Kipp Corporation

Reporting period from: 01/01/2016 To: 06/30/2016

Days in period: 182

Remediation Site Operation, Maintenance, Monitoring & Optimization Report

Form 4400-194 (R 11/14)

Page 14 of 28

Section ES-3, Landfills

Note: Reporting forms or reporting requirements in a Department approved Operation and Maintenance Plan for a landfill may take the place of this form.

Specific Inspection Items	Potential Problem Areas	Status	Notes
Perimeter Security Fencing	Broken or missing wood slats, torn chain link fabric, barbed wire, other - list		
Entrance Gate and Locking Mechanism	Lock broken/missing, mechanism inoperative.		
Monitoring Wells and Wellhead Covers	Signs of tampering, casing damaged, lock missing.		
Final Cover Vegetation	Bare spots, stressed vegetation, deep rooted vegetation.		
Final Cover Slope (explain below)	Gullies, lack of vegetation, subsidence, ponding.		
Evidence of Burrowing Animals	Damage to final cover, evidence of waste.		
Stormwater Drainage Channels	Gullies, erosion, debris, culvert blocked.		
Passive Landfill Gas Venting System	Damaged or blocked vent risers, stressed vegetation.		
Active Landfill Gas Extraction System	Damaged or blocked piping, cleanouts, other blower flare, knockouts, etc.		
Leachate Collection System	Pumps, connection piping, collection system piping, extraction wells, collection tanks, tanker truck loading system or sanitary sewer discharge piping.		
Access Road Cover Mowing; Tall Vegetation Removal	Ponding, rutting, erosion, cracked or damaged pavement. Mowing and tall vegetation removal done to specified vegetation.		

Summary of Deficiencies and/or Corrective Actions:

Site name: Madison Kipp Corporation

Reporting period from: 01/01/2016 To: 06/30/2016

Days in period: 182

Remediation Site Operation, Maintenance, Monitoring & Optimization Report

Form 4400-194 (R 11/14)

Page 15 of 28

B. Additional Attachments

Attach the following to this form:

- Any photographs documenting problems and maintenance activities.
- Maps, drawings showing site features requiring maintenance.
- Records for leachate pumping/discharge/hauling.
- Records for active gas extraction volumes.

Section INS- 1, Section by Section Instructions and Information

Specific Section by Section Instructions for This Form. The site name and reporting period is listed on every page. Then if the pages are inadvertently separated, that information can be used to determine which pages form the report.

General Site Information

- A.1. List the name as it appears on the DNR tracking system. If the person filling out the form does not know what the name on the tracking system is, use the name that the DNR used in the most recent correspondence.
- A.2. The reporting period should be either from January 1 to June 30 or July 1 to December 31 for active systems. For passive systems, use a calendar year basis. If however the report covers a newly installed system, list the actual startup date instead of January 1 or July 1. For new passive systems, use the first date that monitoring data is available as the date of startup.
- A.3. Enter all regulatory agencies that regulate the site.
- A.4. This form is a DNR form. For that reason, list the DNR site number. If there are other agencies regulating the site, listing identification numbers for other agencies is also recommended, but not mandatory, unless specified by those other agencies.
- A.5. If the information listed for the site location is not sufficient information for a person to use to drive to a site (example: no street address in a rural area), also include a map that is sufficient for a person to use to drive to the site. A U.S. G.S. topographic map that shows the site location may be used.
- A.8. List the contaminants that have at one time exceeded the PALs or Table Values in ch. NR 720. If GRO and/or DRO exceed the ch. NR 720 standards, also list GRO and/or DRO. Do not list other contaminants that have never exceeded state standards at the site. If more room is necessary, write "SEE ATTACHED SHEETS" and list all contaminants on a separate sheet.
- A.9. List the predominant soil types that are contaminated. If there is both contaminated soil and groundwater at the site, list soil types both above and below the water table. If only some soil is contaminated, do not list the soil types that are uncontaminated. If the site soils meet soil cleanup criteria, but groundwater is contaminated, so state that. Specify if the USCS or USDA system is used for soil descriptions. This line specifies soil because the vast majority of contaminated sites do not have contaminated bedrock. If bedrock is contaminated, also list that bedrock type.
- A.10. If the groundwater meets ch. NR 140 standards, enter "NA - NO NR 140 EXCEEDANCES". Otherwise, list the estimated hydraulic conductivity and the method used to estimate it (bail-down tests, calculations based on grain size, pumping test, etc.) If the hydraulic conductivity has not been determined, state when the tests are to be conducted. When a number of test results are available, list the range of results and the geometric mean. If however some results have a low level of accuracy and some results have a high level of accuracy, you should only list the most accurate results. See the Section on aquifer testing in the *Guidance on Design, Installation and Operation of Ground Water Extraction and Product Recovery Systems* for more information.
- A.11. If the groundwater meets ch. NR 140 standards, enter "NA - NO NR 140 EXCEEDANCES". Otherwise, enter groundwater average linear velocity as a function of hydraulic conductivity, effective porosity and the groundwater gradient. You should use the geometric mean from A.11. (above) and the most representative value for the gradient at the site. Estimate the effective porosity based on soil types and geologic origin of the soil. If there are reasons to believe that the average liner velocity estimate is less than the actual rate at the site, so state that reason. Secondary porosity effects, flow through submerged utility trenches, widespread contaminant distribution in low permeability soils, etc., are reasons to assume that the actual migration rate is much greater than the predicted average linear velocity. In such cases, you should explain the reasoning for doubting the predicted average linear velocity.
- A.12. If the information listed for the soil treatment location is not sufficient information for a person to use to drive to a site, also include a map that is sufficient for a person to use to drive to the site. A U.S.G.S. topographic map or a plat map that shows the site location may be used.

- B. Check all methods used at a site. For example, if groundwater extraction, free product recovery and soil venting are used, check all three methods and submit the additional pages for those methods. If dual-phase or bioslurping are used, these methods extract both air and groundwater, check boxes for and attach additional pages for both soil venting and pump and treat.
- C. Remediation systems that use any form of enhancement are considered "active" and sites where there are no enhancements of any kind are considered "passive" forms of remediation. For purposes of these forms, natural attenuation (also called naturally occurring bioremediation) is "passive" and all other remediation methods are "active" methods.
- C.1. Design flow rates refers to flow rates such as gallons per minute extracted by a ground water extraction system, standard cubic feet per minute extracted by a soil venting system, standard cubic feet per minute injected by an in situ air sparging system, etc. If the actual flow rate is within 80 percent of the rate predicted in the design, consider that as meeting the design specification.
- D. The cost data in this section is used by DNR staff to evaluate whether or not the selected remedy is the most cost effective remedy and whether or not system modifications may be warranted to improve efficiency and/or cost effectiveness. Responsible parties and consultants are encouraged to submit cost information so that DNR staff may assist responsible parties and consultants accomplish environmental cleanups in the most cost effective manner.

Total costs for past costs are all costs to date. This information is for all costs that were incurred to investigate and/or remediate the site. These costs include but are not limited to: consulting labor and supplies, laboratory testing, transportation, equipment, etc. If the consultant does not pass all costs through the consulting firm, the consultant will need to contact their client for other non-consulting costs to determine total costs. Exceptions include costs for attorney fees, accounting, claim assistance in preparing claims to state reimbursement funds, or other indirect expenses that are not essential to remediating the site.

- D.2. The initial implementation costs are all costs that are incurred to start implementing a remedy at a site. Costs for the investigation however are excluded because those costs are incurred prior to remedy selection. Since costs for treatability and/or pilot testing are used to procure data for remedial design and are specific to different remediation methods, these costs should be included in implementation costs and not investigation costs. Startup or shakedown costs are also considered implementation costs and should not be considered operation and maintenance costs.
- D.3. Costs for implementation or investigation should not be repeated here or they will be double counted.
- D.4. Costs for implementation or investigation should not be repeated here or they will be double counted.
- D.5. Costs for implementation or investigation should not be repeated here or they will be double counted.
- D.6. Examples of one-time or unusual costs include the following:
 - o Replacing a burned out motor on a pump.
 - o Replacement of a well that was destroyed by a snowplow.
 - o Confirmation sampling to determine if the site meets closeout criteria. This type of cost is considered an unusual cost because this type of sampling is not conducted during most reporting periods.
- D.7. This estimate of costs is for all costs to close out a site minus the salvage value of any remediation equipment. Pertinent costs include items such as well abandonment, equipment removal from the site, consulting costs associated with these items, etc. Do not include any costs that will not be paid by a state reimbursement fund, such as repaving.

Section GW-1, Groundwater Extraction and Product Recovery

- A.1. List two numbers, the total number of extraction wells at the site and the number that were in actual use during the period. If all wells were in use, state that on the form.
- A.2. The number of days of operation are the number of days that the system was actually operated. If the system was shut down for reasons such as: repairs were necessary, piping froze, shut down to provide time for subsurface conditions to equilibrate before sampling, etc., do not list those days as being in operation.
- A.3. System utilization is a measure of the amount of time that the system operated relative to the amount of time that it could have operated.
- A.5. The average is for the entire site, not per well or trench. For purposes of determining the average ground water extraction rate, calculate the average based on the total volume of groundwater extracted divided by the time of the reporting period. For example, if the system operated at 10 gallons per minute for one month, the amount of water extracted would be approximately 432,000 gallons. If the reporting period was six months long, then the time period is approximately 260,000 minutes. Therefore, the average flow rate over six months is 432,000 divided by 260,000 minutes for an average flow rate of 1.67 gallons per minute (gpm).
- A.6. Calculate the total dissolved contaminants removed in pounds. If the estimate is a sum of BTEX and not based on a total hydrocarbon test (GRO and/or DRO), so state that on the form.
- B.3. The average should be based on the entire site over the entire reporting period. See instructions above for A.5. List the free product recovery rate as gallons per day (gpd), not gallons per minute (gpm).
- C.1. To answer this question, a thorough evaluation of water levels and chemical analyses in all monitoring points at the site is necessary.
- C.2. If the capture zone has not been determined mathematically, it will need to be determined to answer this question. See the *Guidance on Design, Installation and Operation of Ground Water Extraction and Product Recovery Systems* for and any recent update or errata sheets for more information on plume capture.
- C.4. When free product is present, line C.4.a. should state "FREE PRODUCT" and lines C.4.b. through C.4.d. are left blank. Otherwise, complete the following calculations.
There typically are several compounds at most contaminated sites that exceed the standards in ch. NR 140. The purpose of this question is to focus on the single contaminant that requires the most treatment to achieve groundwater quality standards on a percent reduction basis. For example, the most recent round of sampling at an example site demonstrated the highest levels of contaminants were 1,000 µg/L benzene and 1,000 µg/L toluene in the most heavily contaminated monitoring well. The ES and PAL for benzene is 5 µg/L and 0.5 µg/L (respectively) and for toluene the ES and PAL is 343 µg/L and 68.6 µg/L (ES and PAL data as of August 1995). Therefore the percent reduction to meet the ES and PAL for benzene is 99.5 and 99.95 percent and for toluene it is 65.7 and 93.14 percent. For that reason, the single contaminant that is most critical to reaching state groundwater standards is benzene. Therefore benzene is entered on line a. In this example, 99.5 and 99.95 percent is entered on line b. In this example, 1,000 µg/L is entered on line c. In this example, benzene is the driving factor, therefore enter the maximum benzene level in the single most heavily contaminated extraction well during the most recent sampling period on line d.
- D. See the generic discussion at the end of the instructions (below) for figures, graphs and tables, starting on page INS-2.

Section GW-2, In Situ Air Sparging

- B.1. See instructions for Section GW-1, Item C.4.
- C. See the generic discussion at the end of the instructions (below) for figures, graphs and tables, starting on page INS-2.

Section GW-3, Natural Attenuation in Groundwater

- A.1. See instructions for Section GW-1, Item C.4.
- A.2.a. List the estimated hydraulic conductivity that was listed on line A.11 in Section GI-1.
- A.2.b. List the groundwater average linear velocity that was listed on line A.12 in Section GI-1.
- A.3. Assess the monitoring well network to determine if there is a down gradient well that has not been impacted by the contaminants. Consider the possibility of a submerged (or diving) plume in that assessment. If all evidence indicates that the plume does not extend to the farthest "clean" downgradient well, indicate "YES" on the form. Otherwise indicate "NO" on the form. If there are not plans to install such a well, explain.
- A.4. Based on the contaminant distribution, evaluate whether or not the plume is expanding, stabilized, or contracting. When making this determination, consider the contaminant that requires the greatest percent reduction to achieve ch. NR 140 standards.
- A.5. If the plume is expanding and a justification is necessary, add additional sheets justifying why natural attenuation is still the appropriate remedy. If it is not, further describe in the explanation the plans to use a different remedy.
- A.6.a. Enter the upgradient dissolved oxygen (DO) level(s). If however there are contaminants measured in the upgradient well, it is not a true background measurement. In that case enter "UNKNOWN" on the form.
- A.6.b. Enter the range of DO values measured in wells within the plume.
- B. See the generic discussion at the end of the instructions (below) for figures, graphs and tables, starting on page INS-2.

Section GW-4, Other Groundwater Remediation Methods

- A.1. See instructions for Section GW-1, Item C.4.
- A.2. Self explanatory.
- A.3-4. Enter the information specified by the DNR for this method at this site.

Section IS-1, Soil Venting (Including both Soil Vapor Extraction and Bioventing)

- B.3. This subsection is used as a trigger for determining if the system requires an evaluation for future activities, such as improvements, converting the site to monitoring for natural attenuation, closure, etc. If an in situ respiration test must be performed, see Hinchee, R.E. and Ong, S.K. 1992. A Rapid In Situ Respiration Test for Measuring Aerobic Biodegradation Rates of Hydrocarbons in Soil. *Journal of the Air and Waste Management Association*. Volume 42, Number 10. Pages 1305 to 1312 for general procedures. For a discussion of methane monitoring, see the instructions for Section IS-2, item A.1.d., below. If the contaminant extraction rate in B.3. is greater than the trigger levels, leave lines B.3.a.i. and B.3.a.ii. blank.
- C. See the generic discussion at the end of the instructions (below) for figures, graphs and tables, starting on page INS-2.

Section IS-2, Natural Attenuation in Soil

- A.1. This data is used to assess subsurface conditions based on soil gas data. Whenever possible, a permanently installed gas probe should be used. If at all possible, the gas probe should be located in the part of the site that is most heavily contaminated, since that is the part of the site that is likely to take the longest amount of time to meet ch. NR 720 standards. Water table wells that have screen exposed above the water table are also good measuring points. When installing permanent gas probes, you should install the screen deep enough that a true measure of the most heavily contaminated soil is possible, but install the screen shallow enough to assure that it is not submerged by groundwater table fluctuations. In some situations where the depth of contamination is variable, consideration should be given to using nested gas probes instead of only using probes at a single depth. Measuring points that should not be used include temporary gas probes because these points are less repeatable from one monitoring event to the next. Also, if there has been an active soil venting system in use at the site, the air extraction wells should not be used because these wells are in locations that have had much more aggressive treatment than the rest of the site.
- A.1.a. A flame ionization detector (FID) is specified instead of a photo ionization detector (PID) because PIDs often read inaccurately in moist oxygen deficient/carbon dioxide rich atmospheres. Also, PIDs do not detect some petroleum compounds.
- A.1.d. Methane readings are used to measure for anaerobic conditions. When the original product that is lost is a refined petroleum product (not crude oil), there should not be any methane within the product. Methane however may be produced under very anaerobic conditions. Any method may be used for measuring methane provided that the detection limit is less than a few ppm_v. One convenient method is to use an FID that is equipped with a granular activated carbon filter to filter out non-methane components. Some instrument manufacturers make these filters available as options. In some cases an FID will flame out due to an oxygen deficiency. Some instrument manufacturers offer a dilution device as an accessory that is designed to prevent flameouts and also raises the upper limit of measurement to 10,000 ppm_v or higher. If the meter "pegs" at 10,000 ppm_v (or one percent), enter ">10,000 ppm_v."
- A.2. The background monitoring point is predominantly used to measure natural oxygen and carbon dioxide levels in soil over time. For this reason, the background monitoring point should be reasonably close to the site, but not so close that the conditions are no longer representative. Considerable variations over time can occur, this background point should be measured during every sample event. Considerations for determining if a background point is representative include:
 - o If an on-site background point has minor levels of VOCs in it due to gas phase diffusion, that is acceptable, but if the levels are high, it may not be representative of true background conditions.
 - o Background oxygen and carbon dioxide levels vary with soil type and natural organic carbon content. For this reason, if at all possible, the soil types should be identical within the screened interval of all gas probes.
 - o The same depths should be used for all gas probes to allow comparison from one location to the next. If the depth to water varies greatly across the site, a certain amount of confusion in the data is likely. In this case, use professional judgement to provide the best data possible at a reasonable cost.
- A.3. Enter this data for petroleum fuel sites. For other sites, provide the data that is most appropriate for the situation.
- B. Cross sections are self explanatory, see the generic discussion at the end of the instructions (below) for other attachments.

Section IS-3, Other In Situ Soil Treatment Methods

- A.2. Enter the information specified by the DNR for this method at this site.

Site name: Madison Kipp Corporation

Reporting period from: 01/01/2016 To: 06/30/2016

Days in period: 182

Remediation Site Operation, Maintenance, Monitoring & Optimization Report

Form 4400-194 (R 11/14)

Page 21 of 28

Section ES-1, Ex Situ Soil Treatment Using Biopiles

- A.3.a. The term "artificial nutrients" essentially means agricultural fertilizers or any other fertilizer products.
- A.3.a.i. The types of fertilizers that are added should be listed here by chemical names, not by vendor trade names.
- A.3.a.ii. List nitrogen content as N, list phosphorous content as phosphoric acid (P₂O₅). Note: Fertilizer ratings are based not on actual content of N, P and K, but on nitrogen (as N), phosphorous (as P₂O₅) and potassium (as K₂O).
- A.4.c. See example calculations at the end of this set of instructions.
- A.5. Enter this data for petroleum fuel sites. For other sites, provide the data that is most appropriate for the situation.
- B. The figure is self explanatory. See the generic discussion at the end of the instructions (below) for instructions for the tables.

Section ES-2, Ex Situ Soil Treatment Using Landspreading/Thinspreading

- B. A map to scale of the landspreading location including and landmarks or benchmarks. When samples have been collected, the distances to any landmarks or benchmarks should be indicated.

Section ES-3, Other Ex Situ Soil Treatment Methods

- A.2. Enter the information specified by the DNR for this method at this site.

Section INS- 2, Figures, Graphs and Tables

When figures and graphs are specified, they should at a minimum contain the following information, or an explanation as to why the information is not necessary.

Maps. All maps should include the applicable information specified in s. NR 724.11(6), Wis. Adm. Code. In most cases, all information can be combined into a single map. There are times that a single map will have so much data that it is essentially unreadable. The consultant should use professional judgement when determining if a single map or multiple maps best portray the information necessary.

- Groundwater Contour Map Guidelines.

- List groundwater elevations for each measuring point on the map.
- Use the most recent data available.
- For water table maps, do not use data from deeper piezometers. If piezometer data is shown, use a different symbol for the piezometers than used for water table wells.
- If any wells are dry, indicate that on the map.
- If free product is present at site, shade the area where free product is estimated to be present.
- If groundwater is extracted with a pump and treat system, also denote plume capture zone.
- If in situ air sparging or soil venting is in use, specify on the map if the system was operating or shut down during the water level measurements. See the Subsection on water table maps in the *Guidance on Design, Installation and Operation of Ground Water Extraction and Product Recovery Systems* for more information on this topic.

- Groundwater Contaminant Distribution Map Guidelines.

- Only contaminants that exceed the ch. NR 140 ES or PAL should be shown on the map. When contaminants are above the PAL or ES at some data points and below the PAL or ES at other data points, list the data for all locations to portray which areas of the site meet ch. NR 140 groundwater quality standards.
- If a well is not sampled due to the presence of free product indicate "FREE PRODUCT" at those data points.
- If more than five contaminants exceed ch. NR 140 ES, only the five contaminants that require the greatest percent reduction to achieve ch. NR 140 ES or PAL should be shown on the map.
- Drawing isoconcentration lines is optional, unless specified for the site on a site specific basis.
- If the contamination has crossed the property line, that property line should be clearly denoted on the map.
- If in situ air sparging is used, water samples from ch. NR 141 type monitoring wells may not represent aquifer water quality as a whole. For that reason, groundwater data should be obtained from driven probes with no filter pack. If there are no driven probes and conventional ch. NR 141 monitoring wells are used, shut down the air injection system at least two weeks prior to collecting groundwater samples. See the *Guidance on Design, Installation and Operation of In Situ Air Sparging Systems* and the August 1995 update sheets for more information on this topic.

- Dissolved Oxygen Map Guidelines.

- Dissolved oxygen data may be shown on the contaminant concentration graphs or on a separate graph.
- Dissolved oxygen maps are optional for ground water extraction and product recovery systems.
- When in situ air sparging is used, monitoring points may not represent aquifer water quality as a whole. For that reason, groundwater data should be obtained from driven probes with no filter pack. If there are no driven probes and conventional ch. NR 141 monitoring wells are used, shut down the air injection system at least two weeks prior to collecting groundwater samples for DO. See the *Guidance on Design, Installation and Operation of In Situ Air Sparging Systems* and the August 1995 update sheets for more information on this topic.

- Well and Soil Sample Location Map Guidelines. Well and sample location maps for all methods should clearly indicate the location(s) of the release or the area where soil contamination historically has been highest. Also, if part of the contamination has been excavated, the pit boundaries.

The recommended documentation for each remedial method is as follows:

- Groundwater Extraction and Product Recovery - separate well location maps should not be provided, instead the wells should be indicated on the groundwater contour and contaminant distribution maps.
- In Situ Air Sparging - the map should indicate all air injection wells, soil venting extraction wells, and all groundwater monitoring points.

Maps (Continued).

- Natural Attenuation in Groundwater - separate well location maps should not be provided, instead the wells should be indicated on the groundwater contour maps.
- Soil Venting - indicate all air extraction wells. If any gas probes are used to assess subsurface conditions in either contaminated zones or background locations, also indicate those data points with a different symbol. If soil samples have been collected recently to track progress, indicate those locations with the date of sampling noted on the map.
- Natural Attenuation in Soil - show all monitoring points. Indicate which data points are background measuring points. If soil samples have been collected recently to track progress, indicate those locations with the date of sampling noted on the map. If the site was previously treated by soil venting, the locations of former air extraction wells should also be shown since these are areas where aggressive treatment has been applied. Also show area(s) of paved and unpaved ground surface. If pavement is significantly broken to allow significant water infiltration and air diffusion, map that area as broken pavement.

Graphs. All graphs that show time versus contaminant concentration or cumulative contaminant removal should be based on total time, not only operation time. All graphs that denote cumulative removal should use pounds of contaminant removed. Graphs should accurately show the time period(s) when the system was not operating. Plot time on the X axis, concentration or cumulative removal data on the Y axis.

- Time Versus Cumulative Removal. The recommended documentation for each remedial method is as follows:
 - Groundwater Extraction and Product Recovery - separate graphs should be used for free product recovery and dissolved phase recovery. A single graph for each phase is adequate, per well graphs are only necessary when specified by the Department on a site specific basis.
 - In Situ Air Sparging - no graph is necessary (removal data is shown on the graphs for the soil venting system).
 - Natural Attenuation in Groundwater - no graph is necessary.
 - Soil Venting - provide a graph of cumulative removal for total VOCs for the total system.
 - Natural Attenuation in Soil - no graph is necessary.
 - Ex Situ Soil Treatment Using Biopiles - Provide two graphs, one showing cumulative removal of total VOCs and a second graph showing total contaminant biodegradation over time.
 - Ex Situ Soil Treatment Using Landspreading/Thinspreading - no graphs are needed.
- Time Versus Contamination Concentration Graphs. Create graphs with contamination level on the y axis (semilog scale) and time on the x axis (linear scale). If free product is present, time versus contamination concentration graphs are not necessary.

The recommended documentation for each remedial method is as follows:

- Groundwater Extraction and Product Recovery - graph the contaminant level over time for the groundwater that is extracted by the extraction system. List all compounds that exceed ch. NR 140 ES or PAL. If over five contaminants exceed ch. NR 140 ES or PAL, only list the five contaminants that exceed ch. NR 140 standards by the greatest percent.
- In Situ Air Sparging - provide a graph for the single monitoring well that is most heavily contaminated. If over five contaminants exceed ch. NR 140 ES or PAL, only list the five contaminants that exceed ch. NR 140 standards by the greatest percent.
- Natural Attenuation in Groundwater - provide a graph for all monitoring wells that contain any compounds that exceed ch. NR 140 standards. If over five contaminants exceed ch. NR 140 ES or PAL, only list the five contaminants that exceed ch. NR 140 standards by the greatest percent.
- Soil Venting - provide a graph of contaminant concentration over time for the entire system for total VOCs. If any gas probes are used to assess subsurface conditions in either contaminated zones, also provide a graph with the data from the most heavily contaminated gas probe.
- Natural Attenuation in Soil - provide a graph of contaminant concentration over time for total vapor phase VOCs as measured with an FID, oxygen, carbon dioxide and methane in an gas probe.
- Ex Situ Soil Treatment Using Biopiles - no graph is necessary.
- Ex Situ Soil Treatment Using Landspreading/Thinspreading - no graphs are needed.

Graphs (Continued).

- Graph of Contaminant Concentrations Versus Distance. If free product is present, a graph of contaminant concentrations versus distance is not necessary.

The recommended documentation for each remedial method is as follows:

- Groundwater Extraction and Product Recovery - no graph is necessary.
- In Situ Air Sparging and Natural Attenuation in Groundwater - plot a graph with distance (on the x axis, linear scale) and contaminant concentrations (y axis, log scale) from the upgradient measurement point to the farthest downgradient data point along the centerline of the plume. List the same contaminants as shown on the Time Versus Contaminant Concentration Graphs. Clearly show the source area on the graph. If free product has been present, label the data points that previously contained free product. For in situ air sparging, see comments above about samples collected from conventional monitoring wells with filter packs versus driven probes.

Tables. Whenever possible, data over the life of the project should be listed.

The recommended documentation for each type of table is as follows:

- Groundwater Contaminant Chemistry Data.

List:

- Contamination levels for all contaminants that exceed ch. NR 140 standards.
- Dissolved oxygen levels if applicable.
- Other biological parameters, if applicable (nitrogen, phosphorous, manganese, sulphate, iron, dissolved methane, redox potential, pH, microbial population size, etc.). See instructions for page GW-3 for more information on these parameters. Also, list the dates the samples were collected and the standard methods used to analyze the samples.

- Groundwater Biological Parameters.

For natural attenuation in groundwater only, these measurements should be listed (if known) to provide information on biodegradation. This table is not necessary for free product extraction, groundwater extraction or in situ air sparging.

Provide a table that includes any results of tests conducted for dissolved oxygen, nitrate, manganese, iron, sulphate, methane, redox potential, heterotrophic and/or hydrocarbon degrading microorganism populations. Identify on the table if the monitoring locations are upgradient, side gradient, downgradient, or within the plume, dates of sampling, and the analytical methods used for those parameters. Include all data for the life of the project. Since some of these tests are only conducted once, or periodically - enter "NS" in the table for not sampled for any parameters that were not sampled during a particular round of sampling.

When asked to list the standard methods, list the method if a standard method exists. There are however some tests (for example dissolved methane) where there are no official standard laboratory or field methods. In this case the laboratory will have to create their own standard procedures. In these cases list the name of the laboratory and that laboratory's name for that test.

Specific considerations for each parameter are as follows:

- Dissolved oxygen (mg/L). The most efficient mechanism for natural or enhanced biodegradation of petroleum compounds is aerobic biodegradation.
- Nitrate (mg/L as N). Nitrate (NO_3^{-1}) is a potential electron acceptor for denitrification and also serves as a nutrient for heterotrophic microbial populations to enhance aerobic biodegradation. Decreasing nitrate levels from background wells to wells within the plume are an indication of either aerobic or anaerobic biodegradation.
- Manganese as Mn^{+2} (mg/L). Manganese as Mn^{+4} is converted to soluble manganese as Mn^{+2} under anaerobic biodegradation. For this reason, total manganese analysis is not appropriate, only soluble manganese as Mn^{+2} . When the levels of soluble manganese are higher in wells within the plume than in background wells, that is an indication of anaerobic biodegradation.
- Iron as Fe^{+2} (mg/L). Iron as Fe^{+3} is converted to soluble iron as Fe^{+2} under anaerobic biodegradation. For this reason, total iron analysis is not appropriate, only soluble iron as Fe^{+2} . When the levels of soluble iron are higher in wells within the plume than in background wells, that is an indication of anaerobic biodegradation.

Tables (Continued).

- Dissolved sulphate (SO_4^{-2} , mg/L). Sulphate (SO_4^{-2}) is a potential electron acceptor. Decreasing sulphate levels from background wells to wells within the plume are an indication of anaerobic biodegradation.
- Dissolved methane (mg/L). Methane is produced under anaerobic conditions. Since background methane levels can usually be assumed to be zero, in most cases only measurements within the plume are used. Exceptions are when the natural soils have very high levels of TOC (for example peat), background methane levels are also warranted. When the contaminant is crude oil instead of a refined petroleum product, methane measurements may however cause erratic results. Significant amounts of methane may be created when other electron acceptors (NO_3^{-1} , Mn^{+4} , Fe^{+3} and SO_4^{-2}) are exhausted. For this reason, significant levels of methane are indicative of very very anaerobic conditions.
- Redox potential (millivolts, include + or - sign). Redox potential is another measure of the level of aerobic/anaerobic conditions, however it is a much more sensitive measurement than DO at very low levels of DO.
- Heterotrophic and hydrocarbon degrading microorganism populations (CFU/mL). Heterotrophic and specific hydrocarbon degrader population sizes should be listed for both background locations and locations within the plume, if there is information available. There is disagreement by many of the experts within the field as to the merits of sampling for this parameter. Refer to other DNR guidance documents on natural attenuation (or passive bioremediation) for more information on this topic.

- Soil Gas Data.

The recommended documentation for each remedial method is as follows:

- When natural attenuation in soil is used, provide a graph of all soil gas readings over time for every data point.
- When soil venting is used, if a gas probe is used to assess subsurface conditions over time in a location where air is not extracted, provide that data in a table.

- System Operational Data.

The recommended documentation for each remedial method is as follows:

- Groundwater Extraction and Product Recovery:
 - Well by well flow rates in gpm for each extraction well. If a well is off line, list flow rate as "ZERO." Clearly denote on the table periods of system shutdown.
- In Situ Air Sparging:
 - Air pressure and injection flow rates in scfm for each well. If a well is off line, list flow rate as "ZERO." Clearly denote on the table periods of system shutdown.
- Natural Attenuation in Groundwater - no table needed.
- Soil Venting:
 - Vacuum readings and extraction rates in scfm for each well. If a well is off line, list flow rate as "ZERO." Clearly denote on the table periods of system shutdown.
 - Air concentrations in ppm_v or in mg/L for total VOCs.
 - Total system contaminants removed in pounds and the pounds per day removal rate.
- Natural Attenuation in Soil - no table needed.

Site name: Madison Kipp Corporation

Reporting period from: 01/01/2016 To: 06/30/2016

Days in period: 182

Remediation Site Operation, Maintenance, Monitoring & Optimization Report

Form 4400-194 (R 11/14)

Page 26 of 28

Tables (Continued).

- Ex Situ Soil Treatment Using Biopiles:
 - o If forced air ventilation is used:
 - System extraction rates in scfm.
 - Air concentrations in ppm_v for total VOCs.
 - Total system contaminants removed in pounds and the pounds per day removal rate.
 - Temperature.
 - o If passive ventilation is used, a table of temperatures.
- Ex Situ Soil Treatment Using Landspreading/Thinspreading - no table is needed.

Acronyms and Abbreviations:

CFU/mL	colony forming units per milliliter
cm/sec	centimeters per second
DATCP	Department of Agriculture, Trade and Consumer Protection
DCOM	Department of Commerce
DNR	Department of Natural Resources
DO	Dissolved Oxygen
DRO	Diesel Range Organics
ES	Enforcement Standards in NR 140
FID	Flame Ionization Detector
ft/yr	feet per year
gpd	gallons per day
gpm	gallons per minute
GRO	Gasoline Range Organics
mg/kg	milligrams per kilogram
mg/L	milligrams per liter
NR	prefix for rules established by the DNR
P.E.	Registered Professional Engineer
P.G.	Registered Professional Geologist
PAL	Preventative Action Limit in NR 140
PECFA	the state sponsored cleanup fund for certain petroleum contaminated sites
ppmv	parts per million by volume (vapor phase only)
scfm	standard cubic feet per minute
TOC	Total Organic Carbon
USCS	Unified Soil Classification System
USDA	United States Department of Agriculture
µg/kg	micrograms per kilogram
µg/mL	micrograms per milliliter
VOC	Volatile Organic Compounds
Y/N	Yes or No

Section INS-3, Example Calculations for Determining the Biodegradation Rate on Forced Air Biopiles

Important Note: This page uses a nonproportional font and characters that are unique to WordPerfect. If the user received this document electronically, this page may need to be converted to a different font for the formulas to print correctly. The original font used for this page was prestige elite with 16.67 characters per inch.


Assumptions:

- The measurements at the stack are as follows:
 - Average flow rate is 20 scfm.
 - Average oxygen level extracted from biopile is 14.0 percent by volume.
 - Average carbon dioxide level extracted from biopile is 3.5 percent by volume or 35,000 ppmv.
- Atmospheric air contains 21 percent oxygen by volume and 400 ppmv (or 0.04 percent) carbon dioxide. (Note: On each site visit, the consultant should check atmospheric air to assure that the instrument is spanned correctly.)
- Atmospheric air weight 0.0763 pounds per cubic foot at standard temperature and pressure (Gibbs, 1971).
- Average molecular weight of air is 28.97 (Gibbs, 1971) which is rounded off to 29, molecular weight of O2 is 32, molecular weight of CO2 is 44.
- For every pound of contaminants biodegraded, 3.3 pounds of oxygen is utilized and up to 3.2 pounds of carbon dioxide is generated.
 - The stoichiometry of aerobic benzene biodegradation can be described as follows:



Based on this, benzene biodegradation requires that 3.07 pounds of oxygen are utilized to fully oxidize one pound of benzene, assuming no electron acceptors other than oxygen are used. Assuming no biomass is produced and no geochemical reactions consume carbon dioxide, 3.38 pounds of carbon dioxide is generated from one pound of benzene.

- The stoichiometry of aerobic hexane biodegradation can be described as follows:



Based on the above assumptions, hexane biodegradation requires 3.52 pounds of oxygen and generates up to 3.06 pounds of carbon dioxide.

Other hydrocarbons also require a similar ratio of oxygen for aerobic biodegradation. For purposes of this guidance it is assumed that a pound of petroleum contamination requires 3.3 pounds of oxygen and generates up to 3.2 pounds of carbon dioxide and 1.1 pounds of water in the biodegradation reaction.

Calculations:

Oxygen utilization rate:

$$\frac{(0.21 - 0.14) * \frac{32 \text{ pounds}}{29 \text{ ft}^3} * 0.0763 \frac{\text{ft}^3}{\text{min}} * 20 \frac{\text{min}}{\text{hour}} * 60}{1} = 7.07 \frac{\text{pounds}}{\text{hour}}$$

Carbon dioxide production rate:

$$\frac{(0.035 - 0.0004) * \frac{44 \text{ pounds}}{29 \text{ ft}^3} * 0.0763 \frac{\text{ft}^3}{\text{min}} * 20 \frac{\text{min}}{\text{hour}} * 60}{1} = 4.81 \frac{\text{pounds}}{\text{hour}}$$

Site name: Madison Kipp Corporation

Reporting period from: 01/01/2016

To: 06/30/2016

Days in period: 182

Remediation Site Operation, Maintenance, Monitoring & Optimization Report

Form 4400-194 (R 11/14)

Page 28 of 28

Calculations (Continued):

Biodegradation rate based on oxygen:

$$7.07 / 3.3 = 2.1 \text{ pounds per hour}$$

Biodegradation rate based on carbon dioxide:

$$4.81 / 3.2 = 1.5 \text{ pounds per hour}$$

Since the biodegradation rate is based on oxygen utilization and/or carbon dioxide generation, it is a measure of the overall biodegradation rate of all carbon sources, including natural organic carbon and any organic materials that were added. For this reason, the biodegradation rate is not specific to hydrocarbons and it is likely that the measured biodegradation rate will overestimate the rate of contaminant reduction.

Commonly the measured biodegradation rate based on carbon dioxide generation is less than the rate estimated with oxygen. Because of geochemical interferences and biomass formation, estimates based on carbon dioxide measurements are often low. If however the biodegradation rate estimate based on carbon dioxide is significantly greater than the estimate based on oxygen, it is likely that there is a measurement or calculation error. In this way, the carbon dioxide measurements can be used to double check the oxygen measurements and calculations.

Appendix C

June 2016 WPDES DMR Submittal



Post Office Box 8043
Madison, WI 53708-8043

**Madison-Kipp
Corporation**

201 Waubesa Street
Madison, WI 53704-5728

July 6, 2016

James Brodzeller
Wastewater Specialist
Wisconsin Department of Natural Resources
South Central Region
3911 Fish Hatchery Rd.
Fitchburg, WI 53711

Subject: Discharge Monitoring Report - Groundwater Extraction and Treatment System,
Madison Kipp Corporation, 201 Waubesa Street, Madison, Wisconsin

Dear Mr. Brodzeller,

The Groundwater Extraction and Treatment System (GETS) ran for the month of June, with the exception of routine maintenance activities. This letter summarizes the activities completed in June 2016 as part of the GETS at the Madison Kipp Corporation (MKC) site under the Wisconsin Pollution Discharge Elimination System (WPDES) Permit WI-0046566-6. Compliance samples were collected on June 7, 2016 per the WPDES permit, including visual monitoring for sodium permanganate neutralization. The compliance sample results were below the WPDES discharge limits. The Discharge Monitoring Report is included as Attachment A and laboratory reports are included as Attachment B.

During the month of June, the GETS shut down in order to change out the hydrogen peroxide tank and to install a new hydrogen peroxide tank allowing us to avoid shutting the system down for tank exchanges. If you have any questions or need additional information, please contact me at asatkoski@madison-kipp.com or (608) 242-5200.

Alina Satkoski

Madison Kipp Corporation

Attachment A Discharge Monitoring Report Form

Attachment B Laboratory Reports

Copies:

Andrew Stehn - TRC (electronic)

Mike Schmoller - WDNR (electronic)

Wendy Weihemuller - WDNR (electronic)

George Parrino - Madison Department of Health (electronic)

FOOTNOTES:

- (1) Total BETX is the sum of the benzene, ethylbenzene, toluene and xylene concentrations. If all compounds were below their corresponding laboratory detection limits, then the highest detection limit of the BTEX compounds was noted.
- (2) PAH group of 10 (Polynuclear Aromatic Hydrocarbons) include the sum of the following individual compounds: benzo(a)anthracene, benzo(b)fluoranthene, benzo(g,h,i)perylene, benzo(k)fluoranthene, chrysene, dibenzo(a,h)anthracene, fluoranthene, indeno(1,2,3-cd)pyrene, phenanthrene, and pyrene. If all compounds were below their corresponding laboratory detection limits, then the highest detection limit of the PAH group compounds was noted
- (3) Madison Kipp/Arcadis/TRC will conduct visual monitoring for this compound.
- (4) No effluent limit is established, refer to section 4 of the permit.
- (5) Compound was found in the blank and in the sample.
- (6) Estimated value. Analyte detected at a level less than the reporting limit and greater than or equal to the detection limit.
- (7) Matrix Spike and/or Matrix Spike Duplicate Recovery is outside acceptance limits.

DIRECTIONS:

- ☞ For "Outfall # and Description" enter the number of the outfall you are reporting (001 or 002, etc.)
- ☞ Monitoring for a given parameter depends on if the discharge is to surface water or groundwater.
- ☞ The value entered must be the highest value of all samples analyzed for that day.
- ☞ Print additional DMRs as necessary for monthly reporting.

RETURN REPORT BY: **February 15, of the year following completion of monitoring**

RETURN TO: **ATTN: Nicholas Bertolas**
Department of Natural Resources
3911 Fish Hatchery Rd.
Fitchburg, WI 53711

I certify under penalty of law that I have personally examined and am familiar with the information submitted in this document and all attachments and that, based on my inquiry of those individuals immediately responsible for obtaining the information, I believe that the information is true, accurate, and complete. I am aware that there are significant penalties for submitting false information, including the possibility of fines and imprisonment, (40 CFR 122.5). I also certify that the values being submitted are the actual values found in the samples; no values have been modified or changed in any manner. Wherever I believe a value being reported is inaccurate, I have added an explanation indicating the reasons why the value is inaccurate.

Alina Lattek:

7-6-2016

Signature of Person Completing Form

Date

Alina Lattek:

7-6-2016

Signature of Principal Exec. or Authorized Agent

Date

TestAmerica

THE LEADER IN ENVIRONMENTAL TESTING

ANALYTICAL REPORT

TestAmerica Laboratories, Inc.

TestAmerica Chicago

2417 Bond Street

University Park, IL 60484

Tel: (708)534-5200

TestAmerica Job ID: 500-112671-1

Client Project/Site: MadisonKipp - GETS/SVE

For:

Madison-Kipp Corporation

201 Waubesa Street

Madison, Wisconsin 53704

Attn: Alina Satkoski



Authorized for release by:

6/10/2016 4:43:53 PM

Shali Brown, Project Manager II

(615)301-5031

shali.brown@testamericainc.com

Designee for

Sandie Fredrick, Project Manager II

(920)261-1660

sandie.fredrick@testamericainc.com

LINKS

Review your project
results through

TotalAccess

Have a Question?



Visit us at:

www.testamericainc.com

The test results in this report meet all 2003 NELAC and 2009 TNI requirements for accredited parameters, exceptions are noted in this report. This report may not be reproduced except in full, and with written approval from the laboratory. For questions please contact the Project Manager at the e-mail address or telephone number listed on this page.

This report has been electronically signed and authorized by the signatory. Electronic signature is intended to be the legally binding equivalent of a traditionally handwritten signature.

Results relate only to the items tested and the sample(s) as received by the laboratory.

1

2

3

4

5

6

7

8

9

10

11

12

13

14

15



Table of Contents

Cover Page	1
Table of Contents	2
Case Narrative	3
Detection Summary	4
Method Summary	5
Sample Summary	6
Client Sample Results	7
Definitions	10
QC Association	11
Surrogate Summary	12
QC Sample Results	13
Chronicle	17
Certification Summary	18
Chain of Custody	19
Receipt Checklists	20

Case Narrative

Client: Madison-Kipp Corporation
Project/Site: MadisonKipp - GETS/SVE

TestAmerica Job ID: 500-112671-1

Job ID: 500-112671-1

Laboratory: TestAmerica Chicago

Narrative

**Job Narrative
500-112671-1**

Comments

No additional comments.

Receipt

The samples were received on 6/8/2016 10:15 AM; the samples arrived in good condition, properly preserved and, where required, on ice. The temperature of the cooler at receipt was 5.9° C.

GC/MS VOA

Method(s) 624: The following sample was diluted to bring the concentration of target analytes within the calibration range: Influent (500-112671-1). Elevated reporting limits (RLs) are provided.

No additional analytical or quality issues were noted, other than those described above or in the Definitions/Glossary page.

General Chemistry

No analytical or quality issues were noted, other than those described in the Definitions/Glossary page.



Detection Summary

Client: Madison-Kipp Corporation
Project/Site: MadisonKipp - GETS/SVE

TestAmerica Job ID: 500-112671-1

Client Sample ID: Influent

Lab Sample ID: 500-112671-1

Analyte	Result	Qualifier	RL	MDL	Unit	Dil Fac	D	Method	Prep Type
Tetrachloroethene - DL	1500		20	7.4	ug/L	20		624	Total/NA
Chloride	100		4.0	1.5	mg/L	20		300.0	Total/NA

Client Sample ID: Effluent

Lab Sample ID: 500-112671-2

Analyte	Result	Qualifier	RL	MDL	Unit	Dil Fac	D	Method	Prep Type
cis-1,2-Dichloroethene	16		1.0	0.41	ug/L	1		624	Total/NA
Tetrachloroethene	36		1.0	0.37	ug/L	1		624	Total/NA
Trichloroethene	5.4		0.50	0.16	ug/L	1		624	Total/NA
Chloride	98		4.0	1.5	mg/L	20		300.0	Total/NA
Total Suspended Solids	5.5		5.0	2.5	mg/L	1		SM 2540D	Total/NA

Client Sample ID: Trip Blank

Lab Sample ID: 500-112671-3

No Detections.

This Detection Summary does not include radiochemical test results.

TestAmerica Chicago

Method Summary

Client: Madison-Kipp Corporation
Project/Site: MadisonKipp - GETS/SVE

TestAmerica Job ID: 500-112671-1

Method	Method Description	Protocol	Laboratory
624	Volatile Organic Compounds (GC/MS)	40CFR136A	TAL CHI
1664B	HEM and SGT-HEM	1664B	TAL CHI
300.0	Anions, Ion Chromatography	MCAWW	TAL CHI
SM 2540D	Solids, Total Suspended (TSS)	SM	TAL CHI

Protocol References:

1664B = 1664B

40CFR136A = "Methods for Organic Chemical Analysis of Municipal Industrial Wastewater", 40CFR, Part 136, Appendix A, October 26, 1984 and subsequent revisions.

MCAWW = "Methods For Chemical Analysis Of Water And Wastes", EPA-600/4-79-020, March 1983 And Subsequent Revisions.

SM = "Standard Methods For The Examination Of Water And Wastewater",

Laboratory References:

TAL CHI = TestAmerica Chicago, 2417 Bond Street, University Park, IL 60484, TEL (708)534-5200

Sample Summary

Client: Madison-Kipp Corporation
Project/Site: MadisonKipp - GETS/SVE

TestAmerica Job ID: 500-112671-1

Lab Sample ID	Client Sample ID	Matrix	Collected	Received
500-112671-1	Influent	Water	06/07/16 07:20	06/08/16 10:15
500-112671-2	Effluent	Water	06/07/16 07:25	06/08/16 10:15
500-112671-3	Trip Blank	Water	06/07/16 00:00	06/08/16 10:15

1

2

3

4

5

6

7

8

9

10

11

12

13

14

15

Client Sample Results

Client: Madison-Kipp Corporation
 Project/Site: MadisonKipp - GETS/SVE

TestAmerica Job ID: 500-112671-1

Client Sample ID: Influent

Date Collected: 06/07/16 07:20

Date Received: 06/08/16 10:15

Lab Sample ID: 500-112671-1

Matrix: Water

Method: 624 - Volatile Organic Compounds (GC/MS)

Analyte	Result	Qualifier	RL	MDL	Unit	D	Prepared	Analyzed	Dil Fac
Benzene	<0.29		1.0	0.29	ug/L			06/09/16 11:05	2
Bromoform	<0.89		2.0	0.89	ug/L			06/09/16 11:05	2
Carbon tetrachloride	<0.77		2.0	0.77	ug/L			06/09/16 11:05	2
Chloroform	<0.74		2.0	0.74	ug/L			06/09/16 11:05	2
cis-1,2-Dichloroethene	<0.82		2.0	0.82	ug/L			06/09/16 11:05	2
Dichlorobromomethane	<0.74		2.0	0.74	ug/L			06/09/16 11:05	2
1,2-Dichloroethane	<0.78		2.0	0.78	ug/L			06/09/16 11:05	2
1,1-Dichloroethene	<0.78		2.0	0.78	ug/L			06/09/16 11:05	2
Ethylbenzene	<0.37		1.0	0.37	ug/L			06/09/16 11:05	2
Methyl bromide	<1.3		4.0	1.3	ug/L			06/09/16 11:05	2
Methyl chloride	<0.64		2.0	0.64	ug/L			06/09/16 11:05	2
Methyl tert-butyl ether	<0.79		2.0	0.79	ug/L			06/09/16 11:05	2
1,1,2,2-Tetrachloroethane	<0.80		2.0	0.80	ug/L			06/09/16 11:05	2
Toluene	<0.30		1.0	0.30	ug/L			06/09/16 11:05	2
trans-1,2-Dichloroethene	<0.70		2.0	0.70	ug/L			06/09/16 11:05	2
1,1,1-Trichloroethane	<0.76		2.0	0.76	ug/L			06/09/16 11:05	2
1,1,2-Trichloroethane	<0.70		2.0	0.70	ug/L			06/09/16 11:05	2
Trichloroethene	<0.33		1.0	0.33	ug/L			06/09/16 11:05	2
Vinyl chloride	<0.41		1.0	0.41	ug/L			06/09/16 11:05	2
Xylenes, Total	<0.80		2.0	0.80	ug/L			06/09/16 11:05	2

Surrogate	%Recovery	Qualifier	Limits	Prepared	Analyzed	Dil Fac
4-Bromofluorobenzene (Surr)	102		71 - 120		06/09/16 11:05	2
1,2-Dichloroethane-d4 (Surr)	83		71 - 127		06/09/16 11:05	2
Toluene-d8 (Surr)	101		75 - 120		06/09/16 11:05	2

Method: 624 - Volatile Organic Compounds (GC/MS) - DL

Analyte	Result	Qualifier	RL	MDL	Unit	D	Prepared	Analyzed	Dil Fac
Tetrachloroethene	1500		20	7.4	ug/L			06/09/16 10:39	20

Surrogate	%Recovery	Qualifier	Limits	Prepared	Analyzed	Dil Fac
4-Bromofluorobenzene (Surr)	97		71 - 120		06/09/16 10:39	20
1,2-Dichloroethane-d4 (Surr)	85		71 - 127		06/09/16 10:39	20
Toluene-d8 (Surr)	101		75 - 120		06/09/16 10:39	20

General Chemistry

Analyte	Result	Qualifier	RL	MDL	Unit	D	Prepared	Analyzed	Dil Fac
HEM (Oil & Grease)	<1.5		5.5	1.5	mg/L		06/08/16 17:26	06/08/16 21:18	1
Chloride	100		4.0	1.5	mg/L			06/09/16 10:28	20
Total Suspended Solids	<2.5		5.0	2.5	mg/L			06/09/16 10:27	1

Client Sample Results

Client: Madison-Kipp Corporation
 Project/Site: MadisonKipp - GETS/SVE

TestAmerica Job ID: 500-112671-1

Client Sample ID: Effluent

Date Collected: 06/07/16 07:25

Date Received: 06/08/16 10:15

Lab Sample ID: 500-112671-2

Matrix: Water

Method: 624 - Volatile Organic Compounds (GC/MS)

Analyte	Result	Qualifier	RL	MDL	Unit	D	Prepared	Analyzed	Dil Fac
Benzene	<0.15		0.50	0.15	ug/L			06/09/16 16:45	1
Bromoform	<0.45		1.0	0.45	ug/L			06/09/16 16:45	1
Carbon tetrachloride	<0.38		1.0	0.38	ug/L			06/09/16 16:45	1
Chloroform	<0.37		1.0	0.37	ug/L			06/09/16 16:45	1
cis-1,2-Dichloroethene	16		1.0	0.41	ug/L			06/09/16 16:45	1
Dichlorobromomethane	<0.37		1.0	0.37	ug/L			06/09/16 16:45	1
1,2-Dichloroethane	<0.39		1.0	0.39	ug/L			06/09/16 16:45	1
1,1-Dichloroethene	<0.39		1.0	0.39	ug/L			06/09/16 16:45	1
Ethylbenzene	<0.18		0.50	0.18	ug/L			06/09/16 16:45	1
Methyl bromide	<0.65		2.0	0.65	ug/L			06/09/16 16:45	1
Methyl chloride	<0.32		1.0	0.32	ug/L			06/09/16 16:45	1
Methyl tert-butyl ether	<0.39		1.0	0.39	ug/L			06/09/16 16:45	1
1,1,1,2-Tetrachloroethane	<0.40		1.0	0.40	ug/L			06/09/16 16:45	1
Tetrachloroethene	36		1.0	0.37	ug/L			06/09/16 16:45	1
Toluene	<0.15		0.50	0.15	ug/L			06/09/16 16:45	1
trans-1,2-Dichloroethene	<0.35		1.0	0.35	ug/L			06/09/16 16:45	1
1,1,1-Trichloroethane	<0.38		1.0	0.38	ug/L			06/09/16 16:45	1
1,1,2-Trichloroethane	<0.35		1.0	0.35	ug/L			06/09/16 16:45	1
Trichloroethene	5.4		0.50	0.16	ug/L			06/09/16 16:45	1
Vinyl chloride	<0.20		0.50	0.20	ug/L			06/09/16 16:45	1
Xylenes, Total	<0.40		1.0	0.40	ug/L			06/09/16 16:45	1

Surrogate	%Recovery	Qualifier	Limits	Prepared	Analyzed	Dil Fac
4-Bromofluorobenzene (Surr)	101		71 - 120		06/09/16 16:45	1
1,2-Dichloroethane-d4 (Surr)	85		71 - 127		06/09/16 16:45	1
Toluene-d8 (Surr)	101		75 - 120		06/09/16 16:45	1

General Chemistry

Analyte	Result	Qualifier	RL	MDL	Unit	D	Prepared	Analyzed	Dil Fac
HEM (Oil & Grease)	<1.4		5.4	1.4	mg/L		06/08/16 17:39	06/08/16 21:21	1
Chloride	98		4.0	1.5	mg/L			06/09/16 10:40	20
Total Suspended Solids	5.5		5.0	2.5	mg/L			06/09/16 10:29	1

Client Sample Results

Client: Madison-Kipp Corporation
 Project/Site: MadisonKipp - GETS/SVE

TestAmerica Job ID: 500-112671-1

Client Sample ID: Trip Blank

Lab Sample ID: 500-112671-3

Date Collected: 06/07/16 00:00

Matrix: Water

Date Received: 06/08/16 10:15

Method: 624 - Volatile Organic Compounds (GC/MS)

Analyte	Result	Qualifier	RL	MDL	Unit	D	Prepared	Analyzed	Dil Fac
Benzene	<0.15		0.50	0.15	ug/L			06/09/16 11:57	1
Bromoform	<0.45		1.0	0.45	ug/L			06/09/16 11:57	1
Carbon tetrachloride	<0.38		1.0	0.38	ug/L			06/09/16 11:57	1
Chloroform	<0.37		1.0	0.37	ug/L			06/09/16 11:57	1
cis-1,2-Dichloroethene	<0.41		1.0	0.41	ug/L			06/09/16 11:57	1
Dichlorobromomethane	<0.37		1.0	0.37	ug/L			06/09/16 11:57	1
1,2-Dichloroethane	<0.39		1.0	0.39	ug/L			06/09/16 11:57	1
1,1-Dichloroethene	<0.39		1.0	0.39	ug/L			06/09/16 11:57	1
Ethylbenzene	<0.18		0.50	0.18	ug/L			06/09/16 11:57	1
Methyl bromide	<0.65		2.0	0.65	ug/L			06/09/16 11:57	1
Methyl chloride	<0.32		1.0	0.32	ug/L			06/09/16 11:57	1
Methyl tert-butyl ether	<0.39		1.0	0.39	ug/L			06/09/16 11:57	1
1,1,2,2-Tetrachloroethane	<0.40		1.0	0.40	ug/L			06/09/16 11:57	1
Tetrachloroethene	<0.37		1.0	0.37	ug/L			06/09/16 11:57	1
Toluene	<0.15		0.50	0.15	ug/L			06/09/16 11:57	1
trans-1,2-Dichloroethene	<0.35		1.0	0.35	ug/L			06/09/16 11:57	1
1,1,1-Trichloroethane	<0.38		1.0	0.38	ug/L			06/09/16 11:57	1
1,1,2-Trichloroethane	<0.35		1.0	0.35	ug/L			06/09/16 11:57	1
Trichloroethene	<0.16		0.50	0.16	ug/L			06/09/16 11:57	1
Vinyl chloride	<0.20		0.50	0.20	ug/L			06/09/16 11:57	1
Xylenes, Total	<0.40		1.0	0.40	ug/L			06/09/16 11:57	1

Surrogate	%Recovery	Qualifier	Limits	Prepared	Analyzed	Dil Fac
4-Bromofluorobenzene (Surr)	98		71 - 120		06/09/16 11:57	1
1,2-Dichloroethane-d4 (Surr)	85		71 - 127		06/09/16 11:57	1
Toluene-d8 (Surr)	100		75 - 120		06/09/16 11:57	1

Definitions/Glossary

Client: Madison-Kipp Corporation
Project/Site: MadisonKipp - GETS/SVE

TestAmerica Job ID: 500-112671-1

Qualifiers

General Chemistry

Qualifier	Qualifier Description
J	Result is less than the RL but greater than or equal to the MDL and the concentration is an approximate value.

Glossary

Abbreviation	These commonly used abbreviations may or may not be present in this report.
□	Listed under the "D" column to designate that the result is reported on a dry weight basis
%R	Percent Recovery
CFL	Contains Free Liquid
CNF	Contains no Free Liquid
DER	Duplicate error ratio (normalized absolute difference)
Dil Fac	Dilution Factor
DL, RA, RE, IN	Indicates a Dilution, Re-analysis, Re-extraction, or additional Initial metals/anion analysis of the sample
DLC	Decision level concentration
MDA	Minimum detectable activity
EDL	Estimated Detection Limit
MDC	Minimum detectable concentration
MDL	Method Detection Limit
ML	Minimum Level (Dioxin)
NC	Not Calculated
ND	Not detected at the reporting limit (or MDL or EDL if shown)
PQL	Practical Quantitation Limit
QC	Quality Control
RER	Relative error ratio
RL	Reporting Limit or Requested Limit (Radiochemistry)
RPD	Relative Percent Difference, a measure of the relative difference between two points
TEF	Toxicity Equivalent Factor (Dioxin)
TEQ	Toxicity Equivalent Quotient (Dioxin)

QC Association Summary

Client: Madison-Kipp Corporation
 Project/Site: MadisonKipp - GETS/SVE

TestAmerica Job ID: 500-112671-1

GC/MS VOA

Analysis Batch: 339094

Lab Sample ID	Client Sample ID	Prep Type	Matrix	Method	Prep Batch
500-112671-1 - DL	Influent	Total/NA	Water	624	
500-112671-1	Influent	Total/NA	Water	624	
500-112671-2	Effluent	Total/NA	Water	624	
500-112671-2 MS	Effluent	Total/NA	Water	624	
500-112671-2 MSD	Effluent	Total/NA	Water	624	
500-112671-3	Trip Blank	Total/NA	Water	624	
LCS 500-339094/9	Lab Control Sample	Total/NA	Water	624	
MB 500-339094/8	Method Blank	Total/NA	Water	624	

General Chemistry

Prep Batch: 339014

Lab Sample ID	Client Sample ID	Prep Type	Matrix	Method	Prep Batch
500-112671-1	Influent	Total/NA	Water	1664B	
500-112671-2	Effluent	Total/NA	Water	1664B	
LCS 500-339014/2-A	Lab Control Sample	Total/NA	Water	1664B	
MB 500-339014/1-A	Method Blank	Total/NA	Water	1664B	

Analysis Batch: 339024

Lab Sample ID	Client Sample ID	Prep Type	Matrix	Method	Prep Batch
500-112671-1	Influent	Total/NA	Water	1664B	339014
500-112671-2	Effluent	Total/NA	Water	1664B	339014
LCS 500-339014/2-A	Lab Control Sample	Total/NA	Water	1664B	339014
MB 500-339014/1-A	Method Blank	Total/NA	Water	1664B	339014

Analysis Batch: 339158

Lab Sample ID	Client Sample ID	Prep Type	Matrix	Method	Prep Batch
500-112671-1	Influent	Total/NA	Water	SM 2540D	
500-112671-2	Effluent	Total/NA	Water	SM 2540D	
LCS 500-339158/2	Lab Control Sample	Total/NA	Water	SM 2540D	
MB 500-339158/1	Method Blank	Total/NA	Water	SM 2540D	

Analysis Batch: 339307

Lab Sample ID	Client Sample ID	Prep Type	Matrix	Method	Prep Batch
500-112671-1	Influent	Total/NA	Water	300.0	
500-112671-2	Effluent	Total/NA	Water	300.0	
LCS 500-339307/4	Lab Control Sample	Total/NA	Water	300.0	
MB 500-339307/3	Method Blank	Total/NA	Water	300.0	

Surrogate Summary

Client: Madison-Kipp Corporation
Project/Site: MadisonKipp - GETS/SVE

TestAmerica Job ID: 500-112671-1

Method: 624 - Volatile Organic Compounds (GC/MS)

Matrix: Water

Prep Type: Total/NA

Percent Surrogate Recovery (Acceptance Limits)

Lab Sample ID	Client Sample ID	BFB	12DCE	TOL
		(71-120)	(71-127)	(75-120)
500-112671-1 - DL	Influent	97	85	101
500-112671-1	Influent	102	83	101
500-112671-2	Effluent	101	85	101
500-112671-2 MS	Effluent	99	89	99
500-112671-2 MSD	Effluent	99	86	101
500-112671-3	Trip Blank	98	85	100
LCS 500-339094/9	Lab Control Sample	95	85	101
MB 500-339094/8	Method Blank	98	84	100

Surrogate Legend

BFB = 4-Bromofluorobenzene (Surr)

12DCE = 1,2-Dichloroethane-d4 (Surr)

TOL = Toluene-d8 (Surr)

QC Sample Results

Client: Madison-Kipp Corporation
 Project/Site: MadisonKipp - GETS/SVE

TestAmerica Job ID: 500-112671-1

Method: 624 - Volatile Organic Compounds (GC/MS)

Lab Sample ID: MB 500-339094/8

Matrix: Water

Analysis Batch: 339094

Client Sample ID: Method Blank

Prep Type: Total/NA

Analyte	MB Result	MB Qualifier	RL	MDL	Unit	D	Prepared	Analyzed	Dil Fac
Benzene	<0.15		0.50	0.15	ug/L			06/09/16 09:47	1
Bromoform	<0.45		1.0	0.45	ug/L			06/09/16 09:47	1
Carbon tetrachloride	<0.38		1.0	0.38	ug/L			06/09/16 09:47	1
Chloroform	<0.37		1.0	0.37	ug/L			06/09/16 09:47	1
cis-1,2-Dichloroethene	<0.41		1.0	0.41	ug/L			06/09/16 09:47	1
Dichlorobromomethane	<0.37		1.0	0.37	ug/L			06/09/16 09:47	1
1,2-Dichloroethane	<0.39		1.0	0.39	ug/L			06/09/16 09:47	1
1,1-Dichloroethene	<0.39		1.0	0.39	ug/L			06/09/16 09:47	1
Ethylbenzene	<0.18		0.50	0.18	ug/L			06/09/16 09:47	1
Methyl bromide	<0.65		2.0	0.65	ug/L			06/09/16 09:47	1
Methyl chloride	<0.32		1.0	0.32	ug/L			06/09/16 09:47	1
Methyl tert-butyl ether	<0.39		1.0	0.39	ug/L			06/09/16 09:47	1
1,1,2,2-Tetrachloroethane	<0.40		1.0	0.40	ug/L			06/09/16 09:47	1
Tetrachloroethene	<0.37		1.0	0.37	ug/L			06/09/16 09:47	1
Toluene	<0.15		0.50	0.15	ug/L			06/09/16 09:47	1
trans-1,2-Dichloroethene	<0.35		1.0	0.35	ug/L			06/09/16 09:47	1
1,1,1-Trichloroethane	<0.38		1.0	0.38	ug/L			06/09/16 09:47	1
1,1,2-Trichloroethane	<0.35		1.0	0.35	ug/L			06/09/16 09:47	1
Trichloroethene	<0.16		0.50	0.16	ug/L			06/09/16 09:47	1
Vinyl chloride	<0.20		0.50	0.20	ug/L			06/09/16 09:47	1
Xylenes, Total	<0.40		1.0	0.40	ug/L			06/09/16 09:47	1

Surrogate	MB %Recovery	MB Qualifier	Limits	Prepared	Analyzed	Dil Fac
4-Bromofluorobenzene (Surr)	98		71 - 120		06/09/16 09:47	1
1,2-Dichloroethane-d4 (Surr)	84		71 - 127		06/09/16 09:47	1
Toluene-d8 (Surr)	100		75 - 120		06/09/16 09:47	1

Lab Sample ID: LCS 500-339094/9

Matrix: Water

Analysis Batch: 339094

Client Sample ID: Lab Control Sample

Prep Type: Total/NA

Analyte	Spike Added	LCS Result	LCS Qualifier	Unit	D	%Rec	%Rec. Limits
Benzene	50.0	48.6		ug/L		97	37 - 151
Bromoform	50.0	44.0		ug/L		88	45 - 169
Carbon tetrachloride	50.0	45.4		ug/L		91	70 - 140
Chloroform	50.0	43.6		ug/L		87	51 - 138
cis-1,2-Dichloroethene	50.0	48.3		ug/L		97	70 - 130
Dichlorobromomethane	50.0	43.0		ug/L		86	35 - 155
1,2-Dichloroethane	50.0	43.2		ug/L		86	49 - 155
1,1-Dichloroethene	50.0	47.0		ug/L		94	10 - 234
Ethylbenzene	50.0	49.5		ug/L		99	37 - 162
Methyl bromide	50.0	36.0		ug/L		72	10 - 242
Methyl chloride	50.0	48.6		ug/L		97	10 - 273
m&p-Xylene	50.0	47.0		ug/L		94	
o-Xylene	50.0	48.3		ug/L		97	
1,1,2,2-Tetrachloroethane	50.0	43.0		ug/L		86	46 - 157
Tetrachloroethene	50.0	54.2		ug/L		108	64 - 148
Toluene	50.0	48.0		ug/L		96	47 - 150

TestAmerica Chicago

QC Sample Results

Client: Madison-Kipp Corporation
 Project/Site: MadisonKipp - GETS/SVE

TestAmerica Job ID: 500-112671-1

Method: 624 - Volatile Organic Compounds (GC/MS) (Continued)

Lab Sample ID: LCS 500-339094/9
Matrix: Water
Analysis Batch: 339094

Client Sample ID: Lab Control Sample
Prep Type: Total/NA

Analyte	Spike Added	LCS Result	LCS Qualifier	Unit	D	%Rec	%Rec. Limits
trans-1,2-Dichloroethene	50.0	47.4		ug/L		95	54 - 156
1,1,1-Trichloroethane	50.0	47.2		ug/L		94	52 - 162
1,1,2-Trichloroethane	50.0	45.2		ug/L		90	52 - 150
Trichloroethene	50.0	49.7		ug/L		99	71 - 157
Vinyl chloride	50.0	45.5		ug/L		91	10 - 251

Surrogate	LCS %Recovery	LCS Qualifier	Limits
4-Bromofluorobenzene (Surr)	95		71 - 120
1,2-Dichloroethane-d4 (Surr)	85		71 - 127
Toluene-d8 (Surr)	101		75 - 120

Lab Sample ID: 500-112671-2 MS
Matrix: Water
Analysis Batch: 339094

Client Sample ID: Effluent
Prep Type: Total/NA

Analyte	Sample Result	Sample Qualifier	Spike Added	MS Result	MS Qualifier	Unit	D	%Rec	%Rec. Limits
Benzene	<0.15		50.0	49.1		ug/L		98	37 - 151
Bromoform	<0.45		50.0	44.5		ug/L		89	45 - 169
Carbon tetrachloride	<0.38		50.0	45.6		ug/L		91	70 - 140
Chloroform	<0.37		50.0	45.4		ug/L		91	51 - 138
cis-1,2-Dichloroethene	16		50.0	65.9		ug/L		101	70 - 130
Dichlorobromomethane	<0.37		50.0	43.9		ug/L		88	35 - 155
1,2-Dichloroethane	<0.39		50.0	45.1		ug/L		90	49 - 155
1,1-Dichloroethene	<0.39		50.0	47.6		ug/L		95	10 - 234
Ethylbenzene	<0.18		50.0	48.9		ug/L		98	37 - 162
Methyl bromide	<0.65		50.0	36.2		ug/L		72	10 - 242
Methyl chloride	<0.32		50.0	47.6		ug/L		95	10 - 273
m&p-Xylene	<0.40		50.0	46.0		ug/L		92	
o-Xylene	<0.22		50.0	47.9		ug/L		96	
1,1,1,2-Tetrachloroethane	<0.40		50.0	47.4		ug/L		95	46 - 157
Tetrachloroethene	36		50.0	90.1		ug/L		108	64 - 148
Toluene	<0.15		50.0	48.7		ug/L		97	47 - 150
trans-1,2-Dichloroethene	<0.35		50.0	47.9		ug/L		96	54 - 156
1,1,1-Trichloroethane	<0.38		50.0	46.7		ug/L		93	52 - 162
1,1,2-Trichloroethane	<0.35		50.0	46.1		ug/L		92	52 - 150
Trichloroethene	5.4		50.0	55.6		ug/L		101	71 - 157
Vinyl chloride	<0.20		50.0	45.0		ug/L		90	10 - 251

Surrogate	MS %Recovery	MS Qualifier	Limits
4-Bromofluorobenzene (Surr)	99		71 - 120
1,2-Dichloroethane-d4 (Surr)	89		71 - 127
Toluene-d8 (Surr)	99		75 - 120

QC Sample Results

Client: Madison-Kipp Corporation
 Project/Site: MadisonKipp - GETS/SVE

TestAmerica Job ID: 500-112671-1

Method: 624 - Volatile Organic Compounds (GC/MS) (Continued)

Lab Sample ID: 500-112671-2 MSD
Matrix: Water
Analysis Batch: 339094

Client Sample ID: Effluent
Prep Type: Total/NA

Analyte	Sample Result	Sample Qualifier	Spike Added	MSD Result	MSD Qualifier	Unit	D	%Rec	%Rec. Limits	RPD	RPD Limit
Benzene	<0.15		50.0	45.7		ug/L		91	37 - 151	7	20
Bromoform	<0.45		50.0	41.1		ug/L		82	45 - 169	8	20
Carbon tetrachloride	<0.38		50.0	42.9		ug/L		86	70 - 140	6	20
Chloroform	<0.37		50.0	41.8		ug/L		84	51 - 138	8	20
cis-1,2-Dichloroethene	16		50.0	60.9		ug/L		91	70 - 130	8	20
Dichlorobromomethane	<0.37		50.0	40.8		ug/L		82	35 - 155	7	20
1,2-Dichloroethane	<0.39		50.0	40.3		ug/L		81	49 - 155	11	20
1,1-Dichloroethene	<0.39		50.0	43.5		ug/L		87	10 - 234	9	20
Ethylbenzene	<0.18		50.0	45.8		ug/L		92	37 - 162	7	20
Methyl bromide	<0.65		50.0	33.9		ug/L		68	10 - 242	7	20
Methyl chloride	<0.32		50.0	44.0		ug/L		88	10 - 273	8	20
m&p-Xylene	<0.40		50.0	43.9		ug/L		88		5	
o-Xylene	<0.22		50.0	45.5		ug/L		91		5	
1,1,2,2-Tetrachloroethane	<0.40		50.0	42.7		ug/L		85	46 - 157	10	20
Tetrachloroethene	36		50.0	86.6		ug/L		101	64 - 148	4	20
Toluene	<0.15		50.0	46.4		ug/L		93	47 - 150	5	20
trans-1,2-Dichloroethene	<0.35		50.0	44.0		ug/L		88	54 - 156	9	20
1,1,1-Trichloroethane	<0.38		50.0	44.0		ug/L		88	52 - 162	6	20
1,1,2-Trichloroethane	<0.35		50.0	41.5		ug/L		83	52 - 150	11	20
Trichloroethene	5.4		50.0	52.6		ug/L		94	71 - 157	6	20
Vinyl chloride	<0.20		50.0	42.0		ug/L		84	10 - 251	7	20

Surrogate	MSD %Recovery	MSD Qualifier	Limits
4-Bromofluorobenzene (Surr)	99		71 - 120
1,2-Dichloroethane-d4 (Surr)	86		71 - 127
Toluene-d8 (Surr)	101		75 - 120

Method: 1664B - HEM and SGT-HEM

Lab Sample ID: MB 500-339014/1-A
Matrix: Water
Analysis Batch: 339024

Client Sample ID: Method Blank
Prep Type: Total/NA
Prep Batch: 339014

Analyte	MB Result	MB Qualifier	RL	MDL	Unit	D	Prepared	Analyzed	Dil Fac
HEM (Oil & Grease)	2.70	J	5.0	1.3	mg/L		06/08/16 15:52	06/08/16 21:00	1

Lab Sample ID: LCS 500-339014/2-A
Matrix: Water
Analysis Batch: 339024

Client Sample ID: Lab Control Sample
Prep Type: Total/NA
Prep Batch: 339014

Analyte	Spike Added	LCS Result	LCS Qualifier	Unit	D	%Rec	%Rec. Limits
HEM (Oil & Grease)	40.0	38.2		mg/L		95	78 - 114

TestAmerica Chicago

QC Sample Results

Client: Madison-Kipp Corporation
 Project/Site: MadisonKipp - GETS/SVE

TestAmerica Job ID: 500-112671-1

Method: 300.0 - Anions, Ion Chromatography

Lab Sample ID: MB 500-339307/3
Matrix: Water
Analysis Batch: 339307

Client Sample ID: Method Blank
Prep Type: Total/NA

Analyte	MB Result	MB Qualifier	RL	MDL	Unit	D	Prepared	Analyzed	Dil Fac
Chloride	<0.076		0.20	0.076	mg/L			06/09/16 10:03	1

Lab Sample ID: LCS 500-339307/4
Matrix: Water
Analysis Batch: 339307

Client Sample ID: Lab Control Sample
Prep Type: Total/NA

Analyte	Spike Added	LCS Result	LCS Qualifier	Unit	D	%Rec	%Rec. Limits
Chloride	3.00	3.10		mg/L		103	90 - 110

Method: SM 2540D - Solids, Total Suspended (TSS)

Lab Sample ID: MB 500-339158/1
Matrix: Water
Analysis Batch: 339158

Client Sample ID: Method Blank
Prep Type: Total/NA

Analyte	MB Result	MB Qualifier	RL	MDL	Unit	D	Prepared	Analyzed	Dil Fac
Total Suspended Solids	<2.5		5.0	2.5	mg/L			06/09/16 10:25	1

Lab Sample ID: LCS 500-339158/2
Matrix: Water
Analysis Batch: 339158

Client Sample ID: Lab Control Sample
Prep Type: Total/NA

Analyte	Spike Added	LCS Result	LCS Qualifier	Unit	D	%Rec	%Rec. Limits
Total Suspended Solids	200	185		mg/L		92	80 - 120

Lab Chronicle

Client: Madison-Kipp Corporation
 Project/Site: MadisonKipp - GETS/SVE

TestAmerica Job ID: 500-112671-1

Client Sample ID: Influent

Date Collected: 06/07/16 07:20

Date Received: 06/08/16 10:15

Lab Sample ID: 500-112671-1

Matrix: Water

Prep Type	Batch Type	Batch Method	Run	Dilution Factor	Batch Number	Prepared or Analyzed	Analyst	Lab
Total/NA	Analysis	624	DL	20	339094	06/09/16 10:39	PMF	TAL CHI
Total/NA	Analysis	624		2	339094	06/09/16 11:05	PMF	TAL CHI
Total/NA	Prep	1664B			339014	06/08/16 17:26	ADK	TAL CHI
Total/NA	Analysis	1664B		1	339024	06/08/16 21:18	ADK	TAL CHI
Total/NA	Analysis	300.0		20	339307	06/09/16 10:28	CCK	TAL CHI
Total/NA	Analysis	SM 2540D		1	339158		SMO	TAL CHI
					(Start)	06/09/16 10:27		
					(End)	06/09/16 10:29		

Client Sample ID: Effluent

Date Collected: 06/07/16 07:25

Date Received: 06/08/16 10:15

Lab Sample ID: 500-112671-2

Matrix: Water

Prep Type	Batch Type	Batch Method	Run	Dilution Factor	Batch Number	Prepared or Analyzed	Analyst	Lab
Total/NA	Analysis	624		1	339094	06/09/16 16:45	PMF	TAL CHI
Total/NA	Prep	1664B			339014	06/08/16 17:39	ADK	TAL CHI
Total/NA	Analysis	1664B		1	339024	06/08/16 21:21	ADK	TAL CHI
Total/NA	Analysis	300.0		20	339307	06/09/16 10:40	CCK	TAL CHI
Total/NA	Analysis	SM 2540D		1	339158		SMO	TAL CHI
					(Start)	06/09/16 10:29		
					(End)	06/09/16 10:30		

Client Sample ID: Trip Blank

Date Collected: 06/07/16 00:00

Date Received: 06/08/16 10:15

Lab Sample ID: 500-112671-3

Matrix: Water

Prep Type	Batch Type	Batch Method	Run	Dilution Factor	Batch Number	Prepared or Analyzed	Analyst	Lab
Total/NA	Analysis	624		1	339094	06/09/16 11:57	PMF	TAL CHI

Laboratory References:

TAL CHI = TestAmerica Chicago, 2417 Bond Street, University Park, IL 60484, TEL (708)534-5200

Certification Summary

Client: Madison-Kipp Corporation
Project/Site: MadisonKipp - GETS/SVE

TestAmerica Job ID: 500-112671-1

Laboratory: TestAmerica Chicago

The certifications listed below are applicable to this report.

Authority	Program	EPA Region	Certification ID	Expiration Date
Wisconsin	State Program	5	999580010	08-31-16 *

* Certification renewal pending - certification considered valid.

TestAmerica Chicago

- 1
- 2
- 3
- 4
- 5
- 6
- 7
- 8
- 9
- 10
- 11
- 12
- 13
- 14
- 15

TestAmerica

THE LEADER IN ENVIRONMENTAL TESTING

2417 Bond Street, University Park, IL 60484
Phone: 708.534.5200 Fax: 708.534.5211

Report To (optional)
Contact: Alina Satkoski
Company: MKC
Address: 201 Waukesha St.
Address: Madison, WI 53704
Phone: 608 242 5200
Fax:
E-Mail: asatkoski@madison

Bill To (optional)
Contact: Accounts Payable
Company: MKC
Address: same
Address:
Phone:
Fax: 515.555.1063
PO#/Reference#: 106371

Chain of Custody Record

Lab Job #: 500-112671
Chain of Custody Number: _____
Page 1 of 1
Temperature °C of Cooler: 5.9



Client		Client Project #		Preservative		Parameter												Preservative Key	
Project Name		Lab Project #		Parameter		Parameter												1. HCL, Cool to 4°	
Project Location/State		Lab Project #		Parameter		Parameter												2. H2SO4, Cool to 4°	
Sampler		Lab PM		Parameter		Parameter												3. HNO3, Cool to 4°	
Lab ID	MS/MSD	Sample ID	Date	Time	# of Containers	Matrix	VOC	PAH	BOD/TS/Chloride	Oil + Grease								4. NaOH, Cool to 4°	
1		Influent	6/7/16	720	9	W	X	X	X	X								5. NaOH/Zn, Cool to 4°	
2		Effluent	6/7/16	725	9	W	X	X	X	X								6. NaHSO4	
3		Trip Blank	-	-	1	W	X											7. Cool to 4°	
																		8. None	
																		9. Other	
																		Comments	
																		For VOC + PAH see attached analytical list.	

Turnaround Time Required (Business Days) _____
 Requested Due Date: 1 Day 2 Days 5 Days 7 Days 10 Days 15 Days Other
 Sample Disposal: Return to Client Disposal by Lab Archive for _____ Months (A fee may be assessed if samples are retained longer than 1 month)

Relinquished By: <u>Alina Satkoski</u> Company: <u>MKC</u> Date: <u>6/7/16</u> Time: <u>10:00</u>	Received By: <u>[Signature]</u> Company: <u>TAL</u> Date: <u>06/08/16</u> Time: <u>1015</u>	Lab Courier: _____
Relinquished By: _____ Company: _____ Date: _____ Time: _____	Received By: _____ Company: _____ Date: _____ Time: _____	Shipped: <input checked="" type="checkbox"/>
Relinquished By: _____ Company: _____ Date: _____ Time: _____	Received By: _____ Company: _____ Date: _____ Time: _____	Hand Delivered: _____

- Matrix Key
- WW - Wastewater
 - W - Water
 - S - Soil
 - SL - Sludge
 - MS - Miscellaneous
 - OL - Oil
 - A - Air
 - SE - Sediment
 - SO - Soil
 - L - Leachate
 - WI - Wipe
 - DW - Drinking Water
 - O - Other

Client Comments:
Report to Alina Satkoski + Andy Stehm.

Lab Comments:

Login Sample Receipt Checklist

Client: Madison-Kipp Corporation

Job Number: 500-112671-1

Login Number: 112671

List Source: TestAmerica Chicago

List Number: 1

Creator: Kelsey, Shawn M

Question	Answer	Comment
Radioactivity wasn't checked or is \leq background as measured by a survey meter.	True	
The cooler's custody seal, if present, is intact.	True	
Sample custody seals, if present, are intact.	True	
The cooler or samples do not appear to have been compromised or tampered with.	True	
Samples were received on ice.	True	
Cooler Temperature is acceptable.	True	
Cooler Temperature is recorded.	True	5.9c
COC is present.	True	
COC is filled out in ink and legible.	True	
COC is filled out with all pertinent information.	True	
Is the Field Sampler's name present on COC?	True	
There are no discrepancies between the containers received and the COC.	True	
Samples are received within Holding Time (excluding tests with immediate HTs)	True	
Sample containers have legible labels.	True	
Containers are not broken or leaking.	True	
Sample collection date/times are provided.	True	
Appropriate sample containers are used.	True	
Sample bottles are completely filled.	True	
Sample Preservation Verified.	True	
There is sufficient vol. for all requested analyses, incl. any requested MS/MSDs	True	
Containers requiring zero headspace have no headspace or bubble is <math><6\text{mm}</math> (1/4").	True	
Multiphasic samples are not present.	True	
Samples do not require splitting or compositing.	True	
Residual Chlorine Checked.	True	



TestAmerica

THE LEADER IN ENVIRONMENTAL TESTING

ANALYTICAL REPORT

TestAmerica Laboratories, Inc.

TestAmerica Chicago

2417 Bond Street

University Park, IL 60484

Tel: (708)534-5200

TestAmerica Job ID: 500-112671-2

Client Project/Site: MadisonKipp - GETS/SVE

For:

Madison-Kipp Corporation

201 Waubesa Street

Madison, Wisconsin 53704

Attn: Alina Satkoski



Authorized for release by:

6/15/2016 4:31:40 PM

Sandie Fredrick, Project Manager II

(920)261-1660

sandie.fredrick@testamericainc.com

LINKS

Review your project
results through

TotalAccess

Have a Question?



Visit us at:

www.testamericainc.com

The test results in this report meet all 2003 NELAC and 2009 TNI requirements for accredited parameters, exceptions are noted in this report. This report may not be reproduced except in full, and with written approval from the laboratory. For questions please contact the Project Manager at the e-mail address or telephone number listed on this page.

This report has been electronically signed and authorized by the signatory. Electronic signature is intended to be the legally binding equivalent of a traditionally handwritten signature.

Results relate only to the items tested and the sample(s) as received by the laboratory.

1

2

3

4

5

6

7

8

9

10

11

12

13

14

15



Table of Contents

Cover Page	1
Table of Contents	2
Case Narrative	3
Detection Summary	4
Method Summary	5
Sample Summary	6
Client Sample Results	7
Definitions	9
QC Association	10
Surrogate Summary	11
QC Sample Results	12
Chronicle	14
Certification Summary	15
Chain of Custody	16
Receipt Checklists	18

Case Narrative

Client: Madison-Kipp Corporation
Project/Site: MadisonKipp - GETS/SVE

TestAmerica Job ID: 500-112671-2

Job ID: 500-112671-2

Laboratory: TestAmerica Chicago

Narrative

**Job Narrative
500-112671-2**

Comments

No additional comments.

Receipt

The samples were received on 6/8/2016 10:15 AM; the samples arrived in good condition, properly preserved and, where required, on ice. The temperature of the cooler at receipt was 5.9° C.

GC/MS Semi VOA

Method(s) 625 SIM: Insufficient sample volume was available to perform a matrix spike/matrix spike duplicate (MS/MSD) associated with preparation batch 490-346878 and analytical batch 490-347136.

Method(s) 625 SIM: Internal standard (ISTD) response for the following sample was outside control limits: Effluent (500-112671-2). The sample was re-analyzed with concurring results, and the original set of data has been reported.

No additional analytical or quality issues were noted, other than those described above or in the Definitions/Glossary page.

General Chemistry

No analytical or quality issues were noted, other than those described in the Definitions/Glossary page.

Organic Prep

No analytical or quality issues were noted, other than those described in the Definitions/Glossary page.

Detection Summary

Client: Madison-Kipp Corporation
Project/Site: MadisonKipp - GETS/SVE

TestAmerica Job ID: 500-112671-2

Client Sample ID: Influent

Lab Sample ID: 500-112671-1

No Detections.

Client Sample ID: Effluent

Lab Sample ID: 500-112671-2

No Detections.

1

2

3

4

5

6

7

8

9

10

11

12

13

14

15

This Detection Summary does not include radiochemical test results.

TestAmerica Chicago

Method Summary

Client: Madison-Kipp Corporation
Project/Site: MadisonKipp - GETS/SVE

TestAmerica Job ID: 500-112671-2

Method	Method Description	Protocol	Laboratory
625 SIM	Semivolatile Organic Compounds GC/MS (SIM)	40CFR136A	TAL NSH
SM 5210B	BOD, 5-Day	SM	TAL CHI

Protocol References:

40CFR136A = "Methods for Organic Chemical Analysis of Municipal Industrial Wastewater", 40CFR, Part 136, Appendix A, October 26, 1984 and subsequent revisions.

SM = "Standard Methods For The Examination Of Water And Wastewater",

Laboratory References:

TAL CHI = TestAmerica Chicago, 2417 Bond Street, University Park, IL 60484, TEL (708)534-5200

TAL NSH = TestAmerica Nashville, 2960 Foster Creighton Drive, Nashville, TN 37204, TEL (615)726-0177

Sample Summary

Client: Madison-Kipp Corporation
Project/Site: MadisonKipp - GETS/SVE

TestAmerica Job ID: 500-112671-2

Lab Sample ID	Client Sample ID	Matrix	Collected	Received
500-112671-1	Influent	Water	06/07/16 07:20	06/08/16 10:15
500-112671-2	Effluent	Water	06/07/16 07:25	06/08/16 10:15

1

2

3

4

5

6

7

8

9

10

11

12

13

14

15

Client Sample Results

Client: Madison-Kipp Corporation
 Project/Site: MadisonKipp - GETS/SVE

TestAmerica Job ID: 500-112671-2

Client Sample ID: Influent

Date Collected: 06/07/16 07:20

Date Received: 06/08/16 10:15

Lab Sample ID: 500-112671-1

Matrix: Water

Method: 625 SIM - Semivolatile Organic Compounds GC/MS (SIM)

Analyte	Result	Qualifier	RL	MDL	Unit	D	Prepared	Analyzed	Dil Fac
Benzo[a]anthracene	<0.027		0.054	0.027	ug/L		06/10/16 11:58	06/13/16 06:34	1
Benzo[a]pyrene	<0.027		0.054	0.027	ug/L		06/10/16 11:58	06/13/16 06:34	1
Benzo[b]fluoranthene	<0.027		0.054	0.027	ug/L		06/10/16 11:58	06/13/16 06:34	1
Benzo[g,h,i]perylene	<0.054		0.11	0.054	ug/L		06/10/16 11:58	06/13/16 06:34	1
Benzo[k]fluoranthene	<0.054		0.11	0.054	ug/L		06/10/16 11:58	06/13/16 06:34	1
Chrysene	<0.054		0.11	0.054	ug/L		06/10/16 11:58	06/13/16 06:34	1
Dibenz(a,h)anthracene	<0.027		0.054	0.027	ug/L		06/10/16 11:58	06/13/16 06:34	1
Fluoranthene	<0.054		0.11	0.054	ug/L		06/10/16 11:58	06/13/16 06:34	1
Indeno[1,2,3-cd]pyrene	<0.027		0.054	0.027	ug/L		06/10/16 11:58	06/13/16 06:34	1
Naphthalene	<0.054		0.11	0.054	ug/L		06/10/16 11:58	06/13/16 06:34	1
Phenanthrene	<0.054		0.11	0.054	ug/L		06/10/16 11:58	06/13/16 06:34	1
Pyrene	<0.054		0.11	0.054	ug/L		06/10/16 11:58	06/13/16 06:34	1

Surrogate	%Recovery	Qualifier	Limits	Prepared	Analyzed	Dil Fac
Nitrobenzene-d5	31		27 - 120	06/10/16 11:58	06/13/16 06:34	1
Terphenyl-d14	32		13 - 120	06/10/16 11:58	06/13/16 06:34	1
2-Fluorobiphenyl (Surr)	30		10 - 120	06/10/16 11:58	06/13/16 06:34	1

General Chemistry

Analyte	Result	Qualifier	RL	MDL	Unit	D	Prepared	Analyzed	Dil Fac
Biochemical Oxygen Demand	<2.0		2.0	2.0	mg/L			06/08/16 16:33	1

Client Sample Results

Client: Madison-Kipp Corporation
 Project/Site: MadisonKipp - GETS/SVE

TestAmerica Job ID: 500-112671-2

Client Sample ID: Effluent

Date Collected: 06/07/16 07:25

Date Received: 06/08/16 10:15

Lab Sample ID: 500-112671-2

Matrix: Water

Method: 625 SIM - Semivolatile Organic Compounds GC/MS (SIM)

Analyte	Result	Qualifier	RL	MDL	Unit	D	Prepared	Analyzed	Dil Fac
Benzo[a]anthracene	<0.026	*	0.052	0.026	ug/L		06/10/16 11:58	06/13/16 06:59	1
Benzo[a]pyrene	<0.026		0.052	0.026	ug/L		06/10/16 11:58	06/13/16 06:59	1
Benzo[b]fluoranthene	<0.026		0.052	0.026	ug/L		06/10/16 11:58	06/13/16 06:59	1
Benzo[g,h,i]perylene	<0.052		0.10	0.052	ug/L		06/10/16 11:58	06/13/16 06:59	1
Benzo[k]fluoranthene	<0.052		0.10	0.052	ug/L		06/10/16 11:58	06/13/16 06:59	1
Chrysene	<0.052	*	0.10	0.052	ug/L		06/10/16 11:58	06/13/16 06:59	1
Dibenz(a,h)anthracene	<0.026		0.052	0.026	ug/L		06/10/16 11:58	06/13/16 06:59	1
Fluoranthene	<0.052		0.10	0.052	ug/L		06/10/16 11:58	06/13/16 06:59	1
Indeno[1,2,3-cd]pyrene	<0.026		0.052	0.026	ug/L		06/10/16 11:58	06/13/16 06:59	1
Naphthalene	<0.052		0.10	0.052	ug/L		06/10/16 11:58	06/13/16 06:59	1
Phenanthrene	<0.052		0.10	0.052	ug/L		06/10/16 11:58	06/13/16 06:59	1
Pyrene	<0.052	*	0.10	0.052	ug/L		06/10/16 11:58	06/13/16 06:59	1

Surrogate	%Recovery	Qualifier	Limits	Prepared	Analyzed	Dil Fac
Nitrobenzene-d5	38		27 - 120	06/10/16 11:58	06/13/16 06:59	1
Terphenyl-d14	13	*	13 - 120	06/10/16 11:58	06/13/16 06:59	1
2-Fluorobiphenyl (Surr)	40		10 - 120	06/10/16 11:58	06/13/16 06:59	1

General Chemistry

Analyte	Result	Qualifier	RL	MDL	Unit	D	Prepared	Analyzed	Dil Fac
Biochemical Oxygen Demand	<2.0		2.0	2.0	mg/L			06/08/16 16:47	1

Definitions/Glossary

Client: Madison-Kipp Corporation
Project/Site: MadisonKipp - GETS/SVE

TestAmerica Job ID: 500-112671-2

Qualifiers

GC/MS Semi VOA

Qualifier	Qualifier Description
*	ISTD response or retention time outside acceptable limits

Glossary

Abbreviation	These commonly used abbreviations may or may not be present in this report.
□	Listed under the "D" column to designate that the result is reported on a dry weight basis
%R	Percent Recovery
CFL	Contains Free Liquid
CNF	Contains no Free Liquid
DER	Duplicate error ratio (normalized absolute difference)
Dil Fac	Dilution Factor
DL, RA, RE, IN	Indicates a Dilution, Re-analysis, Re-extraction, or additional Initial metals/anion analysis of the sample
DLC	Decision level concentration
MDA	Minimum detectable activity
EDL	Estimated Detection Limit
MDC	Minimum detectable concentration
MDL	Method Detection Limit
ML	Minimum Level (Dioxin)
NC	Not Calculated
ND	Not detected at the reporting limit (or MDL or EDL if shown)
PQL	Practical Quantitation Limit
QC	Quality Control
RER	Relative error ratio
RL	Reporting Limit or Requested Limit (Radiochemistry)
RPD	Relative Percent Difference, a measure of the relative difference between two points
TEF	Toxicity Equivalent Factor (Dioxin)
TEQ	Toxicity Equivalent Quotient (Dioxin)

QC Association Summary

Client: Madison-Kipp Corporation
Project/Site: MadisonKipp - GETS/SVE

TestAmerica Job ID: 500-112671-2

GC/MS Semi VOA

Prep Batch: 346878

Lab Sample ID	Client Sample ID	Prep Type	Matrix	Method	Prep Batch
500-112671-1	Influent	Total/NA	Water	625	
500-112671-2	Effluent	Total/NA	Water	625	
LCS 490-346878/2-A	Lab Control Sample	Total/NA	Water	625	
MB 490-346878/1-A	Method Blank	Total/NA	Water	625	

Analysis Batch: 347136

Lab Sample ID	Client Sample ID	Prep Type	Matrix	Method	Prep Batch
500-112671-1	Influent	Total/NA	Water	625 SIM	346878
500-112671-2	Effluent	Total/NA	Water	625 SIM	346878
LCS 490-346878/2-A	Lab Control Sample	Total/NA	Water	625 SIM	346878
MB 490-346878/1-A	Method Blank	Total/NA	Water	625 SIM	346878

General Chemistry

Analysis Batch: 338995

Lab Sample ID	Client Sample ID	Prep Type	Matrix	Method	Prep Batch
500-112671-1	Influent	Total/NA	Water	SM 5210B	
500-112671-2	Effluent	Total/NA	Water	SM 5210B	
LCS 500-338995/2	Lab Control Sample	Total/NA	Water	SM 5210B	
USB 500-338995/1	Method Blank	Total/NA	Water	SM 5210B	

Surrogate Summary

Client: Madison-Kipp Corporation
Project/Site: MadisonKipp - GETS/SVE

TestAmerica Job ID: 500-112671-2

Method: 625 SIM - Semivolatile Organic Compounds GC/MS (SIM)

Matrix: Water

Prep Type: Total/NA

Percent Surrogate Recovery (Acceptance Limits)

Lab Sample ID	Client Sample ID	NBZ	TPH	FBP
		(27-120)	(13-120)	(10-120)
500-112671-1	Influent	31	32	30
500-112671-2	Effluent	38	13 *	40
LCS 490-346878/2-A	Lab Control Sample	32	38	34
MB 490-346878/1-A	Method Blank	36	41	38

Surrogate Legend

NBZ = Nitrobenzene-d5

TPH = Terphenyl-d14

FBP = 2-Fluorobiphenyl (Surr)

QC Sample Results

Client: Madison-Kipp Corporation
 Project/Site: MadisonKipp - GETS/SVE

TestAmerica Job ID: 500-112671-2

Method: 625 SIM - Semivolatile Organic Compounds GC/MS (SIM)

Lab Sample ID: MB 490-346878/1-A
Matrix: Water
Analysis Batch: 347136

Client Sample ID: Method Blank
Prep Type: Total/NA
Prep Batch: 346878

Analyte	MB Result	MB Qualifier	RL	MDL	Unit	D	Prepared	Analyzed	Dil Fac
Benzo[a]anthracene	<0.025		0.050	0.025	ug/L		06/10/16 11:58	06/13/16 05:44	1
Benzo[a]pyrene	<0.025		0.050	0.025	ug/L		06/10/16 11:58	06/13/16 05:44	1
Benzo[b]fluoranthene	<0.025		0.050	0.025	ug/L		06/10/16 11:58	06/13/16 05:44	1
Benzo[g,h,i]perylene	<0.050		0.10	0.050	ug/L		06/10/16 11:58	06/13/16 05:44	1
Benzo[k]fluoranthene	<0.050		0.10	0.050	ug/L		06/10/16 11:58	06/13/16 05:44	1
Chrysene	<0.050		0.10	0.050	ug/L		06/10/16 11:58	06/13/16 05:44	1
Dibenz(a,h)anthracene	<0.025		0.050	0.025	ug/L		06/10/16 11:58	06/13/16 05:44	1
Fluoranthene	<0.050		0.10	0.050	ug/L		06/10/16 11:58	06/13/16 05:44	1
Indeno[1,2,3-cd]pyrene	<0.025		0.050	0.025	ug/L		06/10/16 11:58	06/13/16 05:44	1
Naphthalene	<0.050		0.10	0.050	ug/L		06/10/16 11:58	06/13/16 05:44	1
Phenanthrene	<0.050		0.10	0.050	ug/L		06/10/16 11:58	06/13/16 05:44	1
Pyrene	<0.050		0.10	0.050	ug/L		06/10/16 11:58	06/13/16 05:44	1

Surrogate	MB %Recovery	MB Qualifier	Limits	Prepared	Analyzed	Dil Fac
Nitrobenzene-d5	36		27 - 120	06/10/16 11:58	06/13/16 05:44	1
Terphenyl-d14	41		13 - 120	06/10/16 11:58	06/13/16 05:44	1
2-Fluorobiphenyl (Surr)	38		10 - 120	06/10/16 11:58	06/13/16 05:44	1

Lab Sample ID: LCS 490-346878/2-A
Matrix: Water
Analysis Batch: 347136

Client Sample ID: Lab Control Sample
Prep Type: Total/NA
Prep Batch: 346878

Analyte	Spike Added	LCS Result	LCS Qualifier	Unit	D	%Rec	Limits
Benzo[a]anthracene	0.800	0.614		ug/L		77	33 - 143
Benzo[a]pyrene	0.800	0.563		ug/L		70	17 - 163
Benzo[b]fluoranthene	0.800	0.618		ug/L		77	24 - 159
Benzo[g,h,i]perylene	0.800	0.633		ug/L		79	10 - 219
Benzo[k]fluoranthene	0.800	0.553		ug/L		69	11 - 162
Chrysene	0.800	0.619		ug/L		77	17 - 168
Dibenz(a,h)anthracene	0.800	0.604		ug/L		75	10 - 227
Fluoranthene	0.800	0.649		ug/L		81	26 - 137
Indeno[1,2,3-cd]pyrene	0.800	0.612		ug/L		76	10 - 171
Naphthalene	0.800	0.569		ug/L		71	21 - 133
Phenanthrene	0.800	0.596		ug/L		74	54 - 120
Pyrene	0.800	0.550		ug/L		69	52 - 115

Surrogate	LCS %Recovery	LCS Qualifier	Limits
Nitrobenzene-d5	32		27 - 120
Terphenyl-d14	38		13 - 120
2-Fluorobiphenyl (Surr)	34		10 - 120

QC Sample Results

Client: Madison-Kipp Corporation
 Project/Site: MadisonKipp - GETS/SVE

TestAmerica Job ID: 500-112671-2

Method: SM 5210B - BOD, 5-Day

Lab Sample ID: USB 500-338995/1
 Matrix: Water
 Analysis Batch: 338995

Client Sample ID: Method Blank
 Prep Type: Total/NA

Analyte	USB Result	USB Qualifier	RL	MDL	Unit	D	Prepared	Analyzed	Dil Fac
Biochemical Oxygen Demand	<2.0		2.0	2.0	mg/L			06/08/16 13:42	1

Lab Sample ID: LCS 500-338995/2
 Matrix: Water
 Analysis Batch: 338995

Client Sample ID: Lab Control Sample
 Prep Type: Total/NA

Analyte	Spike Added	LCS Result	LCS Qualifier	Unit	D	%Rec	%Rec. Limits
Biochemical Oxygen Demand	198	206		mg/L		104	85 - 115

Lab Chronicle

Client: Madison-Kipp Corporation
Project/Site: MadisonKipp - GETS/SVE

TestAmerica Job ID: 500-112671-2

Client Sample ID: Influent

Date Collected: 06/07/16 07:20

Date Received: 06/08/16 10:15

Lab Sample ID: 500-112671-1

Matrix: Water

Prep Type	Batch Type	Batch Method	Run	Dilution Factor	Batch Number	Prepared or Analyzed	Analyst	Lab
Total/NA	Prep	625			346878	06/10/16 11:58	DHC	TAL NSH
Total/NA	Analysis	625 SIM		1	347136	06/13/16 06:34	T1C	TAL NSH
Total/NA	Analysis	SM 5210B		1	338995		MAN	TAL CHI
					(Start)	06/08/16 16:33		
					(End)	06/08/16 16:47		

Client Sample ID: Effluent

Date Collected: 06/07/16 07:25

Date Received: 06/08/16 10:15

Lab Sample ID: 500-112671-2

Matrix: Water

Prep Type	Batch Type	Batch Method	Run	Dilution Factor	Batch Number	Prepared or Analyzed	Analyst	Lab
Total/NA	Prep	625			346878	06/10/16 11:58	DHC	TAL NSH
Total/NA	Analysis	625 SIM		1	347136	06/13/16 06:59	T1C	TAL NSH
Total/NA	Analysis	SM 5210B		1	338995		MAN	TAL CHI
					(Start)	06/08/16 16:47		
					(End)	06/08/16 17:01		

Laboratory References:

TAL CHI = TestAmerica Chicago, 2417 Bond Street, University Park, IL 60484, TEL (708)534-5200

TAL NSH = TestAmerica Nashville, 2960 Foster Creighton Drive, Nashville, TN 37204, TEL (615)726-0177

Certification Summary

Client: Madison-Kipp Corporation
Project/Site: MadisonKipp - GETS/SVE

TestAmerica Job ID: 500-112671-2

Laboratory: TestAmerica Chicago

The certifications listed below are applicable to this report.

Authority	Program	EPA Region	Certification ID	Expiration Date
Wisconsin	State Program	5	999580010	08-31-16 *

Laboratory: TestAmerica Nashville

The certifications listed below are applicable to this report.

Authority	Program	EPA Region	Certification ID	Expiration Date
Wisconsin	State Program	5	998020430	08-31-16

* Certification renewal pending - certification considered valid.



TestAmerica

THE LEADER IN ENVIRONMENTAL TESTING

2417 Bond Street, University Park, IL 60484
Phone: 708.534.5200 Fax: 708.534.5211

Report To (optional)
Contact: Alina Satkoski
Company: MKC
Address: 201 Waukesha St.
Address: Madison, WI 53704
Phone: 608 242 5200
Fax:
E-Mail: asatkoski@madison

Bill To (optional)
Contact: Accounts Payable
Company: MKC
Address: same
Address:
Phone:
Fax: 515.555.1063
PO#/Reference#: 106371

Chain of Custody Record

Lab Job #: 500-112671

Chain of Custody Number: _____

Page 1 of 1



500-112671 COC

Temperature °C of Cooler: 5.9

Client		Client Project #		Preservative		Parameter		Matrix		Preservative Key 1. HCL, Cool to 4° 2. H2SO4, Cool to 4° 3. HNO3, Cool to 4° 4. NaOH, Cool to 4° 5. NaOH/Zn, Cool to 4° 6. NaHSO4 7. Cool to 4° 8. None 9. Other	
Project Name		Lab Project #		Parameter		Matrix		Comments			
Project Location/State		Lab PM		Parameter		Matrix					
Lab ID	MS/MSD	Sample ID	Date	Time	# of Containers	Matrix	VOC	PAH	BOD/TS/Chloride	Oil + Grease	Comments
1		Influent	6/7/16	720	9	W	X	X	X	X	For VOC + PAH see attached analytical list.
2		Effluent	6/7/16	725	9	W	X	X	X	X	
3		Trip Blank	-	-	1	W	X				

Turnaround Time Required (Business Days)

___ 1 Day ___ 2 Days ___ 5 Days ___ 7 Days ___ 10 Days ___ 15 Days ___ Other

Requested Due Date _____

Sample Disposal

Return to Client

Disposal by Lab

Archive for _____ Months

(A fee may be assessed if samples are retained longer than 1 month)

Relinquished By <u>Alina Satkoski</u>	Company <u>MKC</u>	Date <u>6/7/16</u>	Time <u>10:00</u>	Received By <u>[Signature]</u>	Company <u>TAL</u>	Date <u>06/08/16</u>	Time <u>1015</u>
Relinquished By	Company	Date	Time	Received By	Company	Date	Time
Relinquished By	Company	Date	Time	Received By	Company	Date	Time

Lab Courier

Shipped

Hand Delivered

Matrix Key
 WW - Wastewater
 W - Water
 S - Soil
 SL - Sludge
 MS - Miscellaneous
 OL - Oil
 A - Air
 SE - Sediment
 SO - Soil
 L - Leachate
 WI - Wipe
 DW - Drinking Water
 O - Other

Client Comments
Report to Alina Satkoski + Andy Stehm.

Lab Comments:



500-112671 Waybill

00500 **FedEx** Express *Package US Airbill* FedEx Tracking Number **8103 0778 7338**

MUR3
Form ID No. **0215**

1 From
Date 6/7/16
Sender's Name Aura SARKESKI Phone 518 765 7183
Company MKC
Address 201 Waubesa St.
City Madison State WI ZIP 53704

2 Your Internal Billing Reference

3 To
Recipient's Name SAMPLE RECEIPT Phone 708 534-5200

Company TESTAMERICA CHICAGO LAB
Address 2417 BOND ST.
City UNIVERSITY PARK State IL ZIP 60484-3101



8103 0778 7338

4 Express Package Service *To most locations. Packages up to 150 lbs. For packages over 150 lbs., use the FedEx Express Freight US Airbill.

Next Business Day	2 or 3 Business Days
<input type="checkbox"/> FedEx First Overnight Earliest next business morning delivery to select locations. Friday shipments will be delivered on Monday unless Saturday Delivery is selected.	<input type="checkbox"/> FedEx 2Day A.M. Second business morning.* Saturday Delivery NOT available.
<input checked="" type="checkbox"/> FedEx Priority Overnight Next business morning.* Friday shipments will be delivered on Monday unless Saturday Delivery is selected.	<input type="checkbox"/> FedEx 2Day Second business afternoon.* Thursday shipments will be delivered on Monday unless Saturday Delivery is selected.
<input type="checkbox"/> FedEx Standard Overnight Next business afternoon.* Saturday Delivery NOT available.	<input type="checkbox"/> FedEx Express Saver Third business day.* Saturday Delivery NOT available.

5 Packaging *Declared value limit \$500.

FedEx Envelope* FedEx Pak* FedEx Box FedEx Tube

6 Special Handling and Delivery Signature Options Fees may apply. See the FedEx Serv

Saturday Delivery
NOT available for FedEx Standard Overnight, FedEx 2Day A.M. or FedEx Express Saver.

No Signature Required
Package may be left without obtaining a signature for delivery.

Direct Signature
Someone at recipient's address may sign for delivery.

Indirect Signature
If no one is available at recipient's address, someone at a neighbor's address may sign for delivery. For residential deliveries only.

Does this shipment contain dangerous goods?

One box must be checked.
 No Yes
As per attached Shipper's Declaration.

Yes
Shipper's Declaration not required.

Dry Ice
Dry Ice, 5, UN 1845 _____ x _____ kg

Cargo Aircraft Only

7 Payment Bill to:

Enter FedEx Acct. No. or Credit Card No. below. Obtain recip. Acct. No.

Sender Acct. No. in Section 1 will be billed. Recipient Third Party Credit Card Cash/Check

Total Packages 1 Total Weight 8.6 lbs. Credit Card Auth.

*Our liability is limited to US\$100 unless you declare a higher value. See the current FedEx Service Guide for details.

Rev. Date 5/15 • Part #163134 • ©1994-2015 FedEx • PRINTED IN U.S.A. SRM

Login Sample Receipt Checklist

Client: Madison-Kipp Corporation

Job Number: 500-112671-2

Login Number: 112671

List Source: TestAmerica Chicago

List Number: 1

Creator: Kelsey, Shawn M

Question	Answer	Comment
Radioactivity wasn't checked or is </= background as measured by a survey meter.	True	
The cooler's custody seal, if present, is intact.	True	
Sample custody seals, if present, are intact.	True	
The cooler or samples do not appear to have been compromised or tampered with.	True	
Samples were received on ice.	True	
Cooler Temperature is acceptable.	True	
Cooler Temperature is recorded.	True	5.9c
COC is present.	True	
COC is filled out in ink and legible.	True	
COC is filled out with all pertinent information.	True	
Is the Field Sampler's name present on COC?	True	
There are no discrepancies between the containers received and the COC.	True	
Samples are received within Holding Time (excluding tests with immediate HTs)	True	
Sample containers have legible labels.	True	
Containers are not broken or leaking.	True	
Sample collection date/times are provided.	True	
Appropriate sample containers are used.	True	
Sample bottles are completely filled.	True	
Sample Preservation Verified.	True	
There is sufficient vol. for all requested analyses, incl. any requested MS/MSDs	True	
Containers requiring zero headspace have no headspace or bubble is <6mm (1/4").	True	
Multiphasic samples are not present.	True	
Samples do not require splitting or compositing.	True	
Residual Chlorine Checked.	True	



Login Sample Receipt Checklist

Client: Madison-Kipp Corporation

Job Number: 500-112671-2

Login Number: 112671

List Number: 2

Creator: Dantzler, Tony T

List Source: TestAmerica Nashville

List Creation: 06/09/16 05:02 PM

Question	Answer	Comment
Radioactivity wasn't checked or is </= background as measured by a survey meter.	True	
The cooler's custody seal, if present, is intact.	True	
Sample custody seals, if present, are intact.	N/A	
The cooler or samples do not appear to have been compromised or tampered with.	True	
Samples were received on ice.	True	
Cooler Temperature is acceptable.	True	
Cooler Temperature is recorded.	True	
COC is present.	True	
COC is filled out in ink and legible.	True	
COC is filled out with all pertinent information.	True	
Is the Field Sampler's name present on COC?	True	
There are no discrepancies between the containers received and the COC.	True	
Samples are received within Holding Time (excluding tests with immediate HTs)	True	
Sample containers have legible labels.	True	
Containers are not broken or leaking.	True	
Sample collection date/times are provided.	True	
Appropriate sample containers are used.	True	
Sample bottles are completely filled.	True	
Sample Preservation Verified.	N/A	
There is sufficient vol. for all requested analyses, incl. any requested MS/MSDs	True	
Containers requiring zero headspace have no headspace or bubble is <6mm (1/4").	N/A	
Multiphasic samples are not present.	True	
Samples do not require splitting or compositing.	True	
Residual Chlorine Checked.	N/A	

Appendix D

Monthly SVE/GETS Influent and Effluent Vapor Laboratory Analytical Results

1/26/2016

Ms. Alina Satkoski
Madison-Kipp Corporation
201 Waubesa Street

Madison WI 53704

Project Name: GETS/SVE

Project #:

Workorder #: 1601278

Dear Ms. Alina Satkoski

The following report includes the data for the above referenced project for sample(s) received on 1/21/2016 at Air Toxics Ltd.

The data and associated QC analyzed by TO-15 are compliant with the project requirements or laboratory criteria with the exception of the deviations noted in the attached case narrative.

Thank you for choosing Eurofins Air Toxics Inc. for your air analysis needs. Eurofins Air Toxics Inc. is committed to providing accurate data of the highest quality. Please feel free the Project Manager: Ausha Scott at 916-985-1000 if you have any questions regarding the data in this report.

Regards,



Ausha Scott

Project Manager

WORK ORDER #: 1601278

Work Order Summary

CLIENT:	Ms. Alina Satkoski Madison-Kipp Corporation 201 Waubesa Street Madison, WI 53704	BILL TO:	Ms. Alina Satkoski Madison-Kipp Corporation 201 Waubesa Street Madison, WI 53704
PHONE:	608-244-3511	P.O. #	108371
FAX:		PROJECT #	GETS/SVE
DATE RECEIVED:	01/21/2016	CONTACT:	Ausha Scott
DATE COMPLETED:	01/26/2016		

<u>FRACTION #</u>	<u>NAME</u>	<u>TEST</u>	<u>RECEIPT VAC./PRES.</u>	<u>FINAL PRESSURE</u>
01A	Influent	TO-15	2 "Hg	14.8 psi
02A	Effluent	TO-15	11 "Hg	15.2 psi
03A	Lab Blank	TO-15	NA	NA
04A	CCV	TO-15	NA	NA
05A	LCS	TO-15	NA	NA
05AA	LCSD	TO-15	NA	NA

CERTIFIED BY: 

 Technical Director

DATE: 01/26/16

Certification numbers: AZ Licensure AZ0775, NJ NELAP - CA016, NY NELAP - 11291,
 TX NELAP - T104704343-14-7, UT NELAP CA009332014-5, VA NELAP - 460197, WA NELAP - C935
 Name of Accreditation Body: NELAP/ORELAP (Oregon Environmental Laboratory Accreditation Program)
 Accreditation number: CA300005, Effective date: 10/18/2014, Expiration date: 10/17/2015.

Eurofins Air Toxics Inc. certifies that the test results contained in this report meet all requirements of the NELAC standards

This report shall not be reproduced, except in full, without the written approval of Eurofins Air Toxics, Inc.

180 BLUE RAVINE ROAD, SUITE B FOLSOM, CA - 9563
 (916) 985-1000 . (800) 985-5955 . FAX (916) 985-1020

LABORATORY NARRATIVE
EPA Method TO-15
Madison-Kipp Corporation
Workorder# 1601278

Two 1 Liter Silco Canister samples were received on January 21, 2016. The laboratory performed analysis via EPA Method TO-15 using GC/MS in the full scan mode.

This workorder was independently validated prior to submittal using 'USEPA National Functional Guidelines' as generally applied to the analysis of volatile organic compounds in air. A rules-based, logic driven, independent validation engine was employed to assess completeness, evaluate pass/fail of relevant project quality control requirements and verification of all quantified amounts.

Receiving Notes

There were no receiving discrepancies.

Analytical Notes

All Quality Control Limit exceedances and affected sample results are noted by flags. Each flag is defined at the bottom of this Case Narrative and on each Sample Result Summary page. Target compound non-detects in the samples that are associated with high bias in QC analyses have not been flagged.

Dilution was performed on sample Influent due to the presence of high level target species.

Definition of Data Qualifying Flags

Eight qualifiers may have been used on the data analysis sheets and indicates as follows:

B - Compound present in laboratory blank greater than reporting limit (background subtraction not performed).

J - Estimated value.

E - Exceeds instrument calibration range.

S - Saturated peak.

Q - Exceeds quality control limits.

U - Compound analyzed for but not detected above the reporting limit, LOD, or MDL value. See data page for project specific U-flag definition.

UJ- Non-detected compound associated with low bias in the CCV

N - The identification is based on presumptive evidence.

File extensions may have been used on the data analysis sheets and indicates as follows:

a-File was requantified

b-File was quantified by a second column and detector

r1-File was requantified for the purpose of reissue

**Summary of Detected Compounds
EPA METHOD TO-15 GC/MS FULL SCAN**

Client Sample ID: Influent

Lab ID#: 1601278-01A

Compound	Rpt. Limit (ppbv)	Amount (ppbv)	Rpt. Limit (ug/m3)	Amount (ug/m3)
cis-1,2-Dichloroethene	7.2	640	28	2500
Trichloroethene	7.2	370	38	2000
Tetrachloroethene	7.2	2400	48	16000

Client Sample ID: Effluent

Lab ID#: 1601278-02A

Compound	Rpt. Limit (ppbv)	Amount (ppbv)	Rpt. Limit (ug/m3)	Amount (ug/m3)
Vinyl Chloride	1.6	1.9	4.1	5.0
cis-1,2-Dichloroethene	1.6	220	6.4	860
Benzene	1.6	1.8	5.1	5.6
Trichloroethene	1.6	20	8.6	110
Tetrachloroethene	1.6	340	11	2300



Air Toxics

Client Sample ID: Influent

Lab ID#: 1601278-01A

EPA METHOD TO-15 GC/MS FULL SCAN

File Name:	3012525	Date of Collection:	1/18/16 10:45:00 AM
Dil. Factor:	14.3	Date of Analysis:	1/26/16 02:34 AM

Compound	Rpt. Limit (ppbv)	Amount (ppbv)	Rpt. Limit (ug/m3)	Amount (ug/m3)
Freon 12	7.2	Not Detected	35	Not Detected
Freon 114	7.2	Not Detected	50	Not Detected
Chloromethane	72	Not Detected	150	Not Detected
Vinyl Chloride	7.2	Not Detected	18	Not Detected
Bromomethane	72	Not Detected	280	Not Detected
Chloroethane	29	Not Detected	75	Not Detected
Freon 11	7.2	Not Detected	40	Not Detected
Freon 113	7.2	Not Detected	55	Not Detected
1,1-Dichloroethene	7.2	Not Detected	28	Not Detected
Methylene Chloride	72	Not Detected	250	Not Detected
Methyl tert-butyl ether	7.2	Not Detected	26	Not Detected
1,1-Dichloroethane	7.2	Not Detected	29	Not Detected
cis-1,2-Dichloroethene	7.2	640	28	2500
Chloroform	7.2	Not Detected	35	Not Detected
1,1,1-Trichloroethane	7.2	Not Detected	39	Not Detected
Carbon Tetrachloride	7.2	Not Detected	45	Not Detected
Benzene	7.2	Not Detected	23	Not Detected
1,2-Dichloroethane	7.2	Not Detected	29	Not Detected
Trichloroethene	7.2	370	38	2000
1,2-Dichloropropane	7.2	Not Detected	33	Not Detected
cis-1,3-Dichloropropene	7.2	Not Detected	32	Not Detected
Toluene	7.2	Not Detected	27	Not Detected
trans-1,3-Dichloropropene	7.2	Not Detected	32	Not Detected
1,1,2-Trichloroethane	7.2	Not Detected	39	Not Detected
Tetrachloroethene	7.2	2400	48	16000
1,2-Dibromoethane (EDB)	7.2	Not Detected	55	Not Detected
Chlorobenzene	7.2	Not Detected	33	Not Detected
Ethyl Benzene	7.2	Not Detected	31	Not Detected
m,p-Xylene	7.2	Not Detected	31	Not Detected
o-Xylene	7.2	Not Detected	31	Not Detected
Styrene	7.2	Not Detected	30	Not Detected
1,1,2,2-Tetrachloroethane	7.2	Not Detected	49	Not Detected
1,3,5-Trimethylbenzene	7.2	Not Detected	35	Not Detected
1,2,4-Trimethylbenzene	7.2	Not Detected	35	Not Detected
1,3-Dichlorobenzene	7.2	Not Detected	43	Not Detected
1,4-Dichlorobenzene	7.2	Not Detected	43	Not Detected
alpha-Chlorotoluene	7.2	Not Detected	37	Not Detected
1,2-Dichlorobenzene	7.2	Not Detected	43	Not Detected
1,2,4-Trichlorobenzene	29	Not Detected	210	Not Detected
Hexachlorobutadiene	29	Not Detected	300	Not Detected

Container Type: 1 Liter Silco Canister



Air Toxics

Client Sample ID: Influent

Lab ID#: 1601278-01A

EPA METHOD TO-15 GC/MS FULL SCAN

File Name:	3012525	Date of Collection: 1/18/16 10:45:00 AM
Dil. Factor:	14.3	Date of Analysis: 1/26/16 02:34 AM

Surrogates	%Recovery	Method Limits
Toluene-d8	91	70-130
1,2-Dichloroethane-d4	93	70-130
4-Bromofluorobenzene	98	70-130



Air Toxics

Client Sample ID: Effluent

Lab ID#: 1601278-02A

EPA METHOD TO-15 GC/MS FULL SCAN

File Name:	3012524	Date of Collection:	1/18/16 10:40:00 AM
Dil. Factor:	3.21	Date of Analysis:	1/26/16 02:11 AM

Compound	Rpt. Limit (ppbv)	Amount (ppbv)	Rpt. Limit (ug/m3)	Amount (ug/m3)
Freon 12	1.6	Not Detected	7.9	Not Detected
Freon 114	1.6	Not Detected	11	Not Detected
Chloromethane	16	Not Detected	33	Not Detected
Vinyl Chloride	1.6	1.9	4.1	5.0
Bromomethane	16	Not Detected	62	Not Detected
Chloroethane	6.4	Not Detected	17	Not Detected
Freon 11	1.6	Not Detected	9.0	Not Detected
Freon 113	1.6	Not Detected	12	Not Detected
1,1-Dichloroethene	1.6	Not Detected	6.4	Not Detected
Methylene Chloride	16	Not Detected	56	Not Detected
Methyl tert-butyl ether	1.6	Not Detected	5.8	Not Detected
1,1-Dichloroethane	1.6	Not Detected	6.5	Not Detected
cis-1,2-Dichloroethene	1.6	220	6.4	860
Chloroform	1.6	Not Detected	7.8	Not Detected
1,1,1-Trichloroethane	1.6	Not Detected	8.8	Not Detected
Carbon Tetrachloride	1.6	Not Detected	10	Not Detected
Benzene	1.6	1.8	5.1	5.6
1,2-Dichloroethane	1.6	Not Detected	6.5	Not Detected
Trichloroethene	1.6	20	8.6	110
1,2-Dichloropropane	1.6	Not Detected	7.4	Not Detected
cis-1,3-Dichloropropene	1.6	Not Detected	7.3	Not Detected
Toluene	1.6	Not Detected	6.0	Not Detected
trans-1,3-Dichloropropene	1.6	Not Detected	7.3	Not Detected
1,1,2-Trichloroethane	1.6	Not Detected	8.8	Not Detected
Tetrachloroethene	1.6	340	11	2300
1,2-Dibromoethane (EDB)	1.6	Not Detected	12	Not Detected
Chlorobenzene	1.6	Not Detected	7.4	Not Detected
Ethyl Benzene	1.6	Not Detected	7.0	Not Detected
m,p-Xylene	1.6	Not Detected	7.0	Not Detected
o-Xylene	1.6	Not Detected	7.0	Not Detected
Styrene	1.6	Not Detected	6.8	Not Detected
1,1,2,2-Tetrachloroethane	1.6	Not Detected	11	Not Detected
1,3,5-Trimethylbenzene	1.6	Not Detected	7.9	Not Detected
1,2,4-Trimethylbenzene	1.6	Not Detected	7.9	Not Detected
1,3-Dichlorobenzene	1.6	Not Detected	9.6	Not Detected
1,4-Dichlorobenzene	1.6	Not Detected	9.6	Not Detected
alpha-Chlorotoluene	1.6	Not Detected	8.3	Not Detected
1,2-Dichlorobenzene	1.6	Not Detected	9.6	Not Detected
1,2,4-Trichlorobenzene	6.4	Not Detected	48	Not Detected
Hexachlorobutadiene	6.4	Not Detected	68	Not Detected

Container Type: 1 Liter Silco Canister



Air Toxics

Client Sample ID: Effluent

Lab ID#: 1601278-02A

EPA METHOD TO-15 GC/MS FULL SCAN

File Name:	3012524	Date of Collection: 1/18/16 10:40:00 AM
Dil. Factor:	3.21	Date of Analysis: 1/26/16 02:11 AM

Surrogates	%Recovery	Method Limits
Toluene-d8	94	70-130
1,2-Dichloroethane-d4	92	70-130
4-Bromofluorobenzene	98	70-130



Air Toxics

Client Sample ID: Lab Blank

Lab ID#: 1601278-03A

EPA METHOD TO-15 GC/MS FULL SCAN

File Name:	3012507	Date of Collection:	NA
Dil. Factor:	1.00	Date of Analysis:	1/25/16 03:51 PM

Compound	Rpt. Limit (ppbv)	Amount (ppbv)	Rpt. Limit (ug/m3)	Amount (ug/m3)
Freon 12	0.50	Not Detected	2.5	Not Detected
Freon 114	0.50	Not Detected	3.5	Not Detected
Chloromethane	5.0	Not Detected	10	Not Detected
Vinyl Chloride	0.50	Not Detected	1.3	Not Detected
Bromomethane	5.0	Not Detected	19	Not Detected
Chloroethane	2.0	Not Detected	5.3	Not Detected
Freon 11	0.50	Not Detected	2.8	Not Detected
Freon 113	0.50	Not Detected	3.8	Not Detected
1,1-Dichloroethene	0.50	Not Detected	2.0	Not Detected
Methylene Chloride	5.0	Not Detected	17	Not Detected
Methyl tert-butyl ether	0.50	Not Detected	1.8	Not Detected
1,1-Dichloroethane	0.50	Not Detected	2.0	Not Detected
cis-1,2-Dichloroethene	0.50	Not Detected	2.0	Not Detected
Chloroform	0.50	Not Detected	2.4	Not Detected
1,1,1-Trichloroethane	0.50	Not Detected	2.7	Not Detected
Carbon Tetrachloride	0.50	Not Detected	3.1	Not Detected
Benzene	0.50	Not Detected	1.6	Not Detected
1,2-Dichloroethane	0.50	Not Detected	2.0	Not Detected
Trichloroethene	0.50	Not Detected	2.7	Not Detected
1,2-Dichloropropane	0.50	Not Detected	2.3	Not Detected
cis-1,3-Dichloropropene	0.50	Not Detected	2.3	Not Detected
Toluene	0.50	Not Detected	1.9	Not Detected
trans-1,3-Dichloropropene	0.50	Not Detected	2.3	Not Detected
1,1,2-Trichloroethane	0.50	Not Detected	2.7	Not Detected
Tetrachloroethene	0.50	Not Detected	3.4	Not Detected
1,2-Dibromoethane (EDB)	0.50	Not Detected	3.8	Not Detected
Chlorobenzene	0.50	Not Detected	2.3	Not Detected
Ethyl Benzene	0.50	Not Detected	2.2	Not Detected
m,p-Xylene	0.50	Not Detected	2.2	Not Detected
o-Xylene	0.50	Not Detected	2.2	Not Detected
Styrene	0.50	Not Detected	2.1	Not Detected
1,1,2,2-Tetrachloroethane	0.50	Not Detected	3.4	Not Detected
1,3,5-Trimethylbenzene	0.50	Not Detected	2.4	Not Detected
1,2,4-Trimethylbenzene	0.50	Not Detected	2.4	Not Detected
1,3-Dichlorobenzene	0.50	Not Detected	3.0	Not Detected
1,4-Dichlorobenzene	0.50	Not Detected	3.0	Not Detected
alpha-Chlorotoluene	0.50	Not Detected	2.6	Not Detected
1,2-Dichlorobenzene	0.50	Not Detected	3.0	Not Detected
1,2,4-Trichlorobenzene	2.0	Not Detected	15	Not Detected
Hexachlorobutadiene	2.0	Not Detected	21	Not Detected

Container Type: NA - Not Applicable



Air Toxics

Client Sample ID: Lab Blank

Lab ID#: 1601278-03A

EPA METHOD TO-15 GC/MS FULL SCAN

File Name:	3012507	Date of Collection: NA
Dil. Factor:	1.00	Date of Analysis: 1/25/16 03:51 PM

Surrogates	%Recovery	Method Limits
Toluene-d8	94	70-130
1,2-Dichloroethane-d4	96	70-130
4-Bromofluorobenzene	98	70-130

Client Sample ID: CCV

Lab ID#: 1601278-04A

EPA METHOD TO-15 GC/MS FULL SCAN

File Name:	3012502	Date of Collection: NA
Dil. Factor:	1.00	Date of Analysis: 1/25/16 12:45 PM

Compound	%Recovery
Freon 12	129
Freon 114	130
Chloromethane	123
Vinyl Chloride	126
Bromomethane	133 Q
Chloroethane	119
Freon 11	127
Freon 113	127
1,1-Dichloroethene	123
Methylene Chloride	122
Methyl tert-butyl ether	116
1,1-Dichloroethane	121
cis-1,2-Dichloroethene	122
Chloroform	120
1,1,1-Trichloroethane	116
Carbon Tetrachloride	120
Benzene	126
1,2-Dichloroethane	129
Trichloroethene	128
1,2-Dichloropropane	120
cis-1,3-Dichloropropene	113
Toluene	116
trans-1,3-Dichloropropene	124
1,1,2-Trichloroethane	124
Tetrachloroethene	130
1,2-Dibromoethane (EDB)	128
Chlorobenzene	123
Ethyl Benzene	121
m,p-Xylene	121
o-Xylene	122
Styrene	118
1,1,1,2-Tetrachloroethane	107
1,3,5-Trimethylbenzene	120
1,2,4-Trimethylbenzene	116
1,3-Dichlorobenzene	121
1,4-Dichlorobenzene	121
alpha-Chlorotoluene	112
1,2-Dichlorobenzene	120
1,2,4-Trichlorobenzene	125
Hexachlorobutadiene	126



Air Toxics

Client Sample ID: CCV

Lab ID#: 1601278-04A

EPA METHOD TO-15 GC/MS FULL SCAN

File Name:	3012502	Date of Collection: NA
Dil. Factor:	1.00	Date of Analysis: 1/25/16 12:45 PM

Q = Exceeds Quality Control limits.

Container Type: NA - Not Applicable

Surrogates	%Recovery	Method Limits
Toluene-d8	94	70-130
1,2-Dichloroethane-d4	96	70-130
4-Bromofluorobenzene	99	70-130

Client Sample ID: LCS

Lab ID#: 1601278-05A

EPA METHOD TO-15 GC/MS FULL SCAN

File Name:	3012504	Date of Collection: NA
Dil. Factor:	1.00	Date of Analysis: 1/25/16 01:34 PM

Compound	%Recovery	Method Limits
Freon 12	133 Q	70-130
Freon 114	137 Q	70-130
Chloromethane	120	70-130
Vinyl Chloride	130	70-130
Bromomethane	132 Q	70-130
Chloroethane	121	70-130
Freon 11	130	70-130
Freon 113	124	70-130
1,1-Dichloroethene	123	70-130
Methylene Chloride	122	70-130
Methyl tert-butyl ether	115	70-130
1,1-Dichloroethane	122	70-130
cis-1,2-Dichloroethene	118	70-130
Chloroform	120	70-130
1,1,1-Trichloroethane	114	70-130
Carbon Tetrachloride	118	70-130
Benzene	128	70-130
1,2-Dichloroethane	131 Q	70-130
Trichloroethene	126	70-130
1,2-Dichloropropane	121	70-130
cis-1,3-Dichloropropene	108	70-130
Toluene	116	70-130
trans-1,3-Dichloropropene	122	70-130
1,1,2-Trichloroethane	126	70-130
Tetrachloroethene	130	70-130
1,2-Dibromoethane (EDB)	127	70-130
Chlorobenzene	123	70-130
Ethyl Benzene	121	70-130
m,p-Xylene	121	70-130
o-Xylene	123	70-130
Styrene	119	70-130
1,1,2,2-Tetrachloroethane	115	70-130
1,3,5-Trimethylbenzene	120	70-130
1,2,4-Trimethylbenzene	117	70-130
1,3-Dichlorobenzene	122	70-130
1,4-Dichlorobenzene	123	70-130
alpha-Chlorotoluene	96	70-130
1,2-Dichlorobenzene	121	70-130
1,2,4-Trichlorobenzene	128	70-130
Hexachlorobutadiene	134 Q	70-130



Air Toxics

Client Sample ID: LCS

Lab ID#: 1601278-05A

EPA METHOD TO-15 GC/MS FULL SCAN

File Name:	3012504	Date of Collection: NA
Dil. Factor:	1.00	Date of Analysis: 1/25/16 01:34 PM

Q = Exceeds Quality Control limits.

Container Type: NA - Not Applicable

Surrogates	%Recovery	Method Limits
Toluene-d8	95	70-130
1,2-Dichloroethane-d4	90	70-130
4-Bromofluorobenzene	100	70-130



Air Toxics

Client Sample ID: LCS D

Lab ID#: 1601278-05AA

EPA METHOD TO-15 GC/MS FULL SCAN

File Name:	3012506	Date of Collection: NA
Dil. Factor:	1.00	Date of Analysis: 1/25/16 02:41 PM

Compound	%Recovery	Method Limits
Freon 12	133 Q	70-130
Freon 114	137 Q	70-130
Chloromethane	125	70-130
Vinyl Chloride	129	70-130
Bromomethane	131 Q	70-130
Chloroethane	117	70-130
Freon 11	127	70-130
Freon 113	123	70-130
1,1-Dichloroethene	120	70-130
Methylene Chloride	120	70-130
Methyl tert-butyl ether	114	70-130
1,1-Dichloroethane	120	70-130
cis-1,2-Dichloroethene	116	70-130
Chloroform	117	70-130
1,1,1-Trichloroethane	112	70-130
Carbon Tetrachloride	117	70-130
Benzene	128	70-130
1,2-Dichloroethane	130	70-130
Trichloroethene	125	70-130
1,2-Dichloropropane	121	70-130
cis-1,3-Dichloropropene	110	70-130
Toluene	118	70-130
trans-1,3-Dichloropropene	125	70-130
1,1,2-Trichloroethane	125	70-130
Tetrachloroethene	132 Q	70-130
1,2-Dibromoethane (EDB)	128	70-130
Chlorobenzene	122	70-130
Ethyl Benzene	124	70-130
m,p-Xylene	122	70-130
o-Xylene	123	70-130
Styrene	121	70-130
1,1,2,2-Tetrachloroethane	116	70-130
1,3,5-Trimethylbenzene	121	70-130
1,2,4-Trimethylbenzene	117	70-130
1,3-Dichlorobenzene	123	70-130
1,4-Dichlorobenzene	125	70-130
alpha-Chlorotoluene	96	70-130
1,2-Dichlorobenzene	123	70-130
1,2,4-Trichlorobenzene	136 Q	70-130
Hexachlorobutadiene	140 Q	70-130



Air Toxics

Client Sample ID: LCSD

Lab ID#: 1601278-05AA

EPA METHOD TO-15 GC/MS FULL SCAN

File Name:	3012506	Date of Collection: NA
Dil. Factor:	1.00	Date of Analysis: 1/25/16 02:41 PM

Q = Exceeds Quality Control limits.

Container Type: NA - Not Applicable

Surrogates	%Recovery	Method Limits
Toluene-d8	94	70-130
1,2-Dichloroethane-d4	89	70-130
4-Bromofluorobenzene	99	70-130

Sample Transportation Notice

Relinquishing signature on this document indicates that sample is being shipped in compliance with all applicable local, State, Federal, national, and international laws, regulations and ordinances of any kind. Air Toxics Limited assumes no liability with respect to the collection, handling or shipping of these samples. Relinquishing signature also indicates agreement to hold harmless, defend, and indemnify Air Toxics Limited against any claim, demand, or action, of any kind, related to the collection, handling, or shipping of samples. D.O.T. Hotline (800) 467-4922

180 BLUE RAVINE ROAD, SUITE B
FOLSOM, CA 95630-4719
(916) 985-1000 FAX (916) 985-1020

Page 1 of 1

Project Manager Aline Satkaski
 Collected by: (Print and Sign) Aline Satkaski
 Company MKE Email asatkaski@madison.kier.com
 Address 201 Wandaesa St City Madison State WI Zip 53704
 Phone 608-248-5200 Fax _____

Project Info:
 P.O. # 108371
 Project # Q8F
 Project Name GETS/SVE

Turn Around Time:
 Normal
 Rush
specify
Lab Use Only
 Pressurized by:
 Date:
 Pressurization Gas:
 N₂ He

Lab I.D.	Field Sample I.D. (Location)	Can #	Date of Collection	Time of Collection	Analyses Requested	Canister Pressure/Vacuum			
						Initial	Final	Receipt	Final (psi)
01A	Influent	1L1739	1/18/16	1045	TO-15	-30	-7		
02A	Effluent	1L1802	1/18/16	1040	TO-15	-22	-6		

Relinquished by: (signature) <u>Aline Satkaski</u> Date/Time <u>1/18/16 1600</u>	Received by: (signature) <u>KEEATL</u> Date/Time <u>1-21-16 1055</u>	Notes:
Relinquished by: (signature) _____ Date/Time _____	Received by: (signature) _____ Date/Time _____	
Relinquished by: (signature) _____ Date/Time _____	Received by: (signature) _____ Date/Time _____	

Lab Use Only	Shipper Name	Air Bill #	Temp (°C)	Condition	Custody Seals Intact?	Work Order #
	<u>WPS</u>		<u>NA</u>	<u>Good</u>	Yes No <u>None</u>	<u>1601278</u>

2/24/2016

Ms. Alina Satkoski
Madison-Kipp Corporation
201 Waubesa Street

Madison WI 53704

Project Name: GETS/SVE

Project #:

Workorder #: 1602259

Dear Ms. Alina Satkoski

The following report includes the data for the above referenced project for sample(s) received on 2/12/2016 at Air Toxics Ltd.

The data and associated QC analyzed by TO-15 are compliant with the project requirements or laboratory criteria with the exception of the deviations noted in the attached case narrative.

Thank you for choosing Eurofins Air Toxics Inc. for your air analysis needs. Eurofins Air Toxics Inc. is committed to providing accurate data of the highest quality. Please feel free to the Project Manager: Ausha Scott at 916-985-1000 if you have any questions regarding the data in this report.

Regards,



Ausha Scott

Project Manager

WORK ORDER #: 1602259

Work Order Summary

CLIENT:	Ms. Alina Satkoski Madison-Kipp Corporation 201 Waubesa Street Madison, WI 53704	BILL TO:	Ms. Alina Satkoski Madison-Kipp Corporation 201 Waubesa Street Madison, WI 53704
PHONE:	608-244-3511	P.O. #	108371
FAX:		PROJECT #	GETS/SVE
DATE RECEIVED:	02/12/2016	CONTACT:	Ausha Scott
DATE COMPLETED:	02/23/2016		

<u>FRACTION #</u>	<u>NAME</u>	<u>TEST</u>	<u>RECEIPT VAC./PRES.</u>	<u>FINAL PRESSURE</u>
01A	INFLUENT	TO-15	2.8 "Hg	14.6 psi
02A	EFFLUENT	TO-15	16.5 "Hg	15.1 psi
03A	Lab Blank	TO-15	NA	NA
04A	CCV	TO-15	NA	NA
05A	LCS	TO-15	NA	NA
05AA	LCSD	TO-15	NA	NA

CERTIFIED BY: 
 Technical Director

DATE: 02/24/16

Certification numbers: AZ Licensure AZ0775, NJ NELAP - CA016, NY NELAP - 11291,
 TX NELAP - T104704343-14-7, UT NELAP CA009332014-5, VA NELAP - 460197, WA NELAP - C935
 Name of Accreditation Body: NELAP/ORELAP (Oregon Environmental Laboratory Accreditation Program)
 Accreditation number: CA300005, Effective date: 10/18/2014, Expiration date: 10/17/2015.
 Eurofins Air Toxics Inc.. certifies that the test results contained in this report meet all requirements of the NELAC standards

This report shall not be reproduced, except in full, without the written approval of Eurofins Air Toxics, Inc.
 180 BLUE RAVINE ROAD, SUITE B FOLSOM, CA - 9562
 (916) 985-1000 . (800) 985-5955 . FAX (916) 985-1020

LABORATORY NARRATIVE
EPA Method TO-15
Madison-Kipp Corporation
Workorder# 1602259

Two 1 Liter Silco Canister samples were received on February 12, 2016. The laboratory performed analysis via EPA Method TO-15 using GC/MS in the full scan mode.

This workorder was independently validated prior to submittal using 'USEPA National Functional Guidelines' as generally applied to the analysis of volatile organic compounds in air. A rules-based, logic driven, independent validation engine was employed to assess completeness, evaluate pass/fail of relevant project quality control requirements and verification of all quantified amounts.

Receiving Notes

Sample EFFLUENT was received with significant vacuum remaining in the canister. The residual canister vacuum resulted in elevated reporting limits.

Analytical Notes

Dilution was performed on sample INFLUENT due to the presence of high level target species.

Definition of Data Qualifying Flags

Eight qualifiers may have been used on the data analysis sheets and indicates as follows:

B - Compound present in laboratory blank greater than reporting limit (background subtraction not performed).

J - Estimated value.

E - Exceeds instrument calibration range.

S - Saturated peak.

Q - Exceeds quality control limits.

U - Compound analyzed for but not detected above the reporting limit, LOD, or MDL value. See data page for project specific U-flag definition.

UJ- Non-detected compound associated with low bias in the CCV

N - The identification is based on presumptive evidence.

File extensions may have been used on the data analysis sheets and indicates as follows:

a-File was requantified

b-File was quantified by a second column and detector

r1-File was requantified for the purpose of reissue

**Summary of Detected Compounds
EPA METHOD TO-15 GC/MS FULL SCAN**

Client Sample ID: INFLUENT

Lab ID#: 1602259-01A

Compound	Rpt. Limit (ppbv)	Amount (ppbv)	Rpt. Limit (ug/m3)	Amount (ug/m3)
cis-1,2-Dichloroethene	3.7	220	14	880
Trichloroethene	3.7	130	20	710
Toluene	3.7	25	14	94
Tetrachloroethene	3.7	1100	25	7300

Client Sample ID: EFFLUENT

Lab ID#: 1602259-02A

Compound	Rpt. Limit (ppbv)	Amount (ppbv)	Rpt. Limit (ug/m3)	Amount (ug/m3)
cis-1,2-Dichloroethene	2.2	130	8.9	530
Trichloroethene	2.2	23	12	120
Tetrachloroethene	2.2	340	15	2300



Air Toxics

Client Sample ID: INFLUENT

Lab ID#: 1602259-01A

EPA METHOD TO-15 GC/MS FULL SCAN

File Name:	a021723	Date of Collection:	2/8/16 8:35:00 AM
Dil. Factor:	7.33	Date of Analysis:	2/18/16 12:50 AM

Compound	Rpt. Limit (ppbv)	Amount (ppbv)	Rpt. Limit (ug/m3)	Amount (ug/m3)
Freon 12	3.7	Not Detected	18	Not Detected
Freon 114	3.7	Not Detected	26	Not Detected
Chloromethane	37	Not Detected	76	Not Detected
Vinyl Chloride	3.7	Not Detected	9.4	Not Detected
Bromomethane	37	Not Detected	140	Not Detected
Chloroethane	15	Not Detected	39	Not Detected
Freon 11	3.7	Not Detected	20	Not Detected
Freon 113	3.7	Not Detected	28	Not Detected
1,1-Dichloroethene	3.7	Not Detected	14	Not Detected
Methylene Chloride	37	Not Detected	130	Not Detected
Methyl tert-butyl ether	3.7	Not Detected	13	Not Detected
1,1-Dichloroethane	3.7	Not Detected	15	Not Detected
cis-1,2-Dichloroethene	3.7	220	14	880
Chloroform	3.7	Not Detected	18	Not Detected
1,1,1-Trichloroethane	3.7	Not Detected	20	Not Detected
Carbon Tetrachloride	3.7	Not Detected	23	Not Detected
Benzene	3.7	Not Detected	12	Not Detected
1,2-Dichloroethane	3.7	Not Detected	15	Not Detected
Trichloroethene	3.7	130	20	710
1,2-Dichloropropane	3.7	Not Detected	17	Not Detected
cis-1,3-Dichloropropene	3.7	Not Detected	17	Not Detected
Toluene	3.7	25	14	94
trans-1,3-Dichloropropene	3.7	Not Detected	17	Not Detected
1,1,2-Trichloroethane	3.7	Not Detected	20	Not Detected
Tetrachloroethene	3.7	1100	25	7300
1,2-Dibromoethane (EDB)	3.7	Not Detected	28	Not Detected
Chlorobenzene	3.7	Not Detected	17	Not Detected
Ethyl Benzene	3.7	Not Detected	16	Not Detected
m,p-Xylene	3.7	Not Detected	16	Not Detected
o-Xylene	3.7	Not Detected	16	Not Detected
Styrene	3.7	Not Detected	16	Not Detected
1,1,2,2-Tetrachloroethane	3.7	Not Detected	25	Not Detected
1,3,5-Trimethylbenzene	3.7	Not Detected	18	Not Detected
1,2,4-Trimethylbenzene	3.7	Not Detected	18	Not Detected
1,3-Dichlorobenzene	3.7	Not Detected	22	Not Detected
1,4-Dichlorobenzene	3.7	Not Detected	22	Not Detected
alpha-Chlorotoluene	3.7	Not Detected	19	Not Detected
1,2-Dichlorobenzene	3.7	Not Detected	22	Not Detected
1,2,4-Trichlorobenzene	15	Not Detected	110	Not Detected
Hexachlorobutadiene	15	Not Detected	160	Not Detected

Container Type: 1 Liter Silco Canister



Air Toxics

Client Sample ID: INFLUENT

Lab ID#: 1602259-01A

EPA METHOD TO-15 GC/MS FULL SCAN

File Name:	a021723	Date of Collection:	2/8/16 8:35:00 AM
Dil. Factor:	7.33	Date of Analysis:	2/18/16 12:50 AM

Surrogates	%Recovery	Method Limits
Toluene-d8	95	70-130
1,2-Dichloroethane-d4	95	70-130
4-Bromofluorobenzene	101	70-130



Air Toxics

Client Sample ID: EFFLUENT

Lab ID#: 1602259-02A

EPA METHOD TO-15 GC/MS FULL SCAN

File Name:	a021722	Date of Collection:	2/8/16 8:40:00 AM
Dil. Factor:	4.50	Date of Analysis:	2/18/16 12:14 AM

Compound	Rpt. Limit (ppbv)	Amount (ppbv)	Rpt. Limit (ug/m3)	Amount (ug/m3)
Freon 12	2.2	Not Detected	11	Not Detected
Freon 114	2.2	Not Detected	16	Not Detected
Chloromethane	22	Not Detected	46	Not Detected
Vinyl Chloride	2.2	Not Detected	5.8	Not Detected
Bromomethane	22	Not Detected	87	Not Detected
Chloroethane	9.0	Not Detected	24	Not Detected
Freon 11	2.2	Not Detected	13	Not Detected
Freon 113	2.2	Not Detected	17	Not Detected
1,1-Dichloroethene	2.2	Not Detected	8.9	Not Detected
Methylene Chloride	22	Not Detected	78	Not Detected
Methyl tert-butyl ether	2.2	Not Detected	8.1	Not Detected
1,1-Dichloroethane	2.2	Not Detected	9.1	Not Detected
cis-1,2-Dichloroethene	2.2	130	8.9	530
Chloroform	2.2	Not Detected	11	Not Detected
1,1,1-Trichloroethane	2.2	Not Detected	12	Not Detected
Carbon Tetrachloride	2.2	Not Detected	14	Not Detected
Benzene	2.2	Not Detected	7.2	Not Detected
1,2-Dichloroethane	2.2	Not Detected	9.1	Not Detected
Trichloroethene	2.2	23	12	120
1,2-Dichloropropane	2.2	Not Detected	10	Not Detected
cis-1,3-Dichloropropene	2.2	Not Detected	10	Not Detected
Toluene	2.2	Not Detected	8.5	Not Detected
trans-1,3-Dichloropropene	2.2	Not Detected	10	Not Detected
1,1,2-Trichloroethane	2.2	Not Detected	12	Not Detected
Tetrachloroethene	2.2	340	15	2300
1,2-Dibromoethane (EDB)	2.2	Not Detected	17	Not Detected
Chlorobenzene	2.2	Not Detected	10	Not Detected
Ethyl Benzene	2.2	Not Detected	9.8	Not Detected
m,p-Xylene	2.2	Not Detected	9.8	Not Detected
o-Xylene	2.2	Not Detected	9.8	Not Detected
Styrene	2.2	Not Detected	9.6	Not Detected
1,1,2,2-Tetrachloroethane	2.2	Not Detected	15	Not Detected
1,3,5-Trimethylbenzene	2.2	Not Detected	11	Not Detected
1,2,4-Trimethylbenzene	2.2	Not Detected	11	Not Detected
1,3-Dichlorobenzene	2.2	Not Detected	14	Not Detected
1,4-Dichlorobenzene	2.2	Not Detected	14	Not Detected
alpha-Chlorotoluene	2.2	Not Detected	12	Not Detected
1,2-Dichlorobenzene	2.2	Not Detected	14	Not Detected
1,2,4-Trichlorobenzene	9.0	Not Detected	67	Not Detected
Hexachlorobutadiene	9.0	Not Detected	96	Not Detected

Container Type: 1 Liter Silco Canister

Client Sample ID: EFFLUENT

Lab ID#: 1602259-02A

EPA METHOD TO-15 GC/MS FULL SCAN

File Name:	a021722	Date of Collection:	2/8/16 8:40:00 AM
Dil. Factor:	4.50	Date of Analysis:	2/18/16 12:14 AM

Surrogates	%Recovery	Method Limits
Toluene-d8	95	70-130
1,2-Dichloroethane-d4	97	70-130
4-Bromofluorobenzene	100	70-130



Air Toxics

Client Sample ID: Lab Blank

Lab ID#: 1602259-03A

EPA METHOD TO-15 GC/MS FULL SCAN

File Name:	a021708	Date of Collection:	NA
Dil. Factor:	1.00	Date of Analysis:	2/17/16 02:24 PM

Compound	Rpt. Limit (ppbv)	Amount (ppbv)	Rpt. Limit (ug/m3)	Amount (ug/m3)
Freon 12	0.50	Not Detected	2.5	Not Detected
Freon 114	0.50	Not Detected	3.5	Not Detected
Chloromethane	5.0	Not Detected	10	Not Detected
Vinyl Chloride	0.50	Not Detected	1.3	Not Detected
Bromomethane	5.0	Not Detected	19	Not Detected
Chloroethane	2.0	Not Detected	5.3	Not Detected
Freon 11	0.50	Not Detected	2.8	Not Detected
Freon 113	0.50	Not Detected	3.8	Not Detected
1,1-Dichloroethene	0.50	Not Detected	2.0	Not Detected
Methylene Chloride	5.0	Not Detected	17	Not Detected
Methyl tert-butyl ether	0.50	Not Detected	1.8	Not Detected
1,1-Dichloroethane	0.50	Not Detected	2.0	Not Detected
cis-1,2-Dichloroethene	0.50	Not Detected	2.0	Not Detected
Chloroform	0.50	Not Detected	2.4	Not Detected
1,1,1-Trichloroethane	0.50	Not Detected	2.7	Not Detected
Carbon Tetrachloride	0.50	Not Detected	3.1	Not Detected
Benzene	0.50	Not Detected	1.6	Not Detected
1,2-Dichloroethane	0.50	Not Detected	2.0	Not Detected
Trichloroethene	0.50	Not Detected	2.7	Not Detected
1,2-Dichloropropane	0.50	Not Detected	2.3	Not Detected
cis-1,3-Dichloropropene	0.50	Not Detected	2.3	Not Detected
Toluene	0.50	Not Detected	1.9	Not Detected
trans-1,3-Dichloropropene	0.50	Not Detected	2.3	Not Detected
1,1,2-Trichloroethane	0.50	Not Detected	2.7	Not Detected
Tetrachloroethene	0.50	Not Detected	3.4	Not Detected
1,2-Dibromoethane (EDB)	0.50	Not Detected	3.8	Not Detected
Chlorobenzene	0.50	Not Detected	2.3	Not Detected
Ethyl Benzene	0.50	Not Detected	2.2	Not Detected
m,p-Xylene	0.50	Not Detected	2.2	Not Detected
o-Xylene	0.50	Not Detected	2.2	Not Detected
Styrene	0.50	Not Detected	2.1	Not Detected
1,1,2,2-Tetrachloroethane	0.50	Not Detected	3.4	Not Detected
1,3,5-Trimethylbenzene	0.50	Not Detected	2.4	Not Detected
1,2,4-Trimethylbenzene	0.50	Not Detected	2.4	Not Detected
1,3-Dichlorobenzene	0.50	Not Detected	3.0	Not Detected
1,4-Dichlorobenzene	0.50	Not Detected	3.0	Not Detected
alpha-Chlorotoluene	0.50	Not Detected	2.6	Not Detected
1,2-Dichlorobenzene	0.50	Not Detected	3.0	Not Detected
1,2,4-Trichlorobenzene	2.0	Not Detected	15	Not Detected
Hexachlorobutadiene	2.0	Not Detected	21	Not Detected

Container Type: NA - Not Applicable



Air Toxics

Client Sample ID: Lab Blank

Lab ID#: 1602259-03A

EPA METHOD TO-15 GC/MS FULL SCAN

File Name:	a021708	Date of Collection: NA
Dil. Factor:	1.00	Date of Analysis: 2/17/16 02:24 PM

Surrogates	%Recovery	Method Limits
Toluene-d8	96	70-130
1,2-Dichloroethane-d4	97	70-130
4-Bromofluorobenzene	102	70-130



Air Toxics

Client Sample ID: CCV

Lab ID#: 1602259-04A

EPA METHOD TO-15 GC/MS FULL SCAN

File Name:	a021705	Date of Collection: NA
Dil. Factor:	1.00	Date of Analysis: 2/17/16 12:45 PM

Compound	%Recovery
Freon 12	82
Freon 114	87
Chloromethane	75
Vinyl Chloride	88
Bromomethane	89
Chloroethane	88
Freon 11	84
Freon 113	84
1,1-Dichloroethene	80
Methylene Chloride	83
Methyl tert-butyl ether	81
1,1-Dichloroethane	92
cis-1,2-Dichloroethene	89
Chloroform	87
1,1,1-Trichloroethane	79
Carbon Tetrachloride	83
Benzene	90
1,2-Dichloroethane	86
Trichloroethene	81
1,2-Dichloropropane	88
cis-1,3-Dichloropropene	82
Toluene	82
trans-1,3-Dichloropropene	83
1,1,2-Trichloroethane	87
Tetrachloroethene	84
1,2-Dibromoethane (EDB)	84
Chlorobenzene	83
Ethyl Benzene	82
m,p-Xylene	81
o-Xylene	81
Styrene	82
1,1,2,2-Tetrachloroethane	85
1,3,5-Trimethylbenzene	82
1,2,4-Trimethylbenzene	82
1,3-Dichlorobenzene	82
1,4-Dichlorobenzene	82
alpha-Chlorotoluene	78
1,2-Dichlorobenzene	82
1,2,4-Trichlorobenzene	76
Hexachlorobutadiene	71

Container Type: NA - Not Applicable



Air Toxics

Client Sample ID: CCV

Lab ID#: 1602259-04A

EPA METHOD TO-15 GC/MS FULL SCAN

File Name:	a021705	Date of Collection: NA
Dil. Factor:	1.00	Date of Analysis: 2/17/16 12:45 PM

Surrogates	%Recovery	Method Limits
Toluene-d8	97	70-130
1,2-Dichloroethane-d4	98	70-130
4-Bromofluorobenzene	103	70-130



Air Toxics

Client Sample ID: LCS

Lab ID#: 1602259-05A

EPA METHOD TO-15 GC/MS FULL SCAN

File Name:	a021703	Date of Collection: NA
Dil. Factor:	1.00	Date of Analysis: 2/17/16 11:37 AM

Compound	%Recovery	Method Limits
Freon 12	87	70-130
Freon 114	94	70-130
Chloromethane	78	70-130
Vinyl Chloride	93	70-130
Bromomethane	92	70-130
Chloroethane	99	70-130
Freon 11	90	70-130
Freon 113	88	70-130
1,1-Dichloroethene	82	70-130
Methylene Chloride	86	70-130
Methyl tert-butyl ether	83	70-130
1,1-Dichloroethane	96	70-130
cis-1,2-Dichloroethene	89	70-130
Chloroform	90	70-130
1,1,1-Trichloroethane	81	70-130
Carbon Tetrachloride	85	70-130
Benzene	92	70-130
1,2-Dichloroethane	89	70-130
Trichloroethene	91	70-130
1,2-Dichloropropane	90	70-130
cis-1,3-Dichloropropene	80	70-130
Toluene	84	70-130
trans-1,3-Dichloropropene	87	70-130
1,1,2-Trichloroethane	92	70-130
Tetrachloroethene	90	70-130
1,2-Dibromoethane (EDB)	89	70-130
Chlorobenzene	87	70-130
Ethyl Benzene	85	70-130
m,p-Xylene	86	70-130
o-Xylene	87	70-130
Styrene	83	70-130
1,1,2,2-Tetrachloroethane	81	70-130
1,3,5-Trimethylbenzene	88	70-130
1,2,4-Trimethylbenzene	85	70-130
1,3-Dichlorobenzene	88	70-130
1,4-Dichlorobenzene	85	70-130
alpha-Chlorotoluene	85	70-130
1,2-Dichlorobenzene	86	70-130
1,2,4-Trichlorobenzene	87	70-130
Hexachlorobutadiene	83	70-130

Container Type: NA - Not Applicable



Air Toxics

Client Sample ID: LCS

Lab ID#: 1602259-05A

EPA METHOD TO-15 GC/MS FULL SCAN

File Name:	a021703	Date of Collection: NA
Dil. Factor:	1.00	Date of Analysis: 2/17/16 11:37 AM

Surrogates	%Recovery	Method Limits
Toluene-d8	96	70-130
1,2-Dichloroethane-d4	96	70-130
4-Bromofluorobenzene	104	70-130



Air Toxics

Client Sample ID: LCSD

Lab ID#: 1602259-05AA

EPA METHOD TO-15 GC/MS FULL SCAN

File Name:	a021704	Date of Collection: NA
Dil. Factor:	1.00	Date of Analysis: 2/17/16 12:03 PM

Compound	%Recovery	Method Limits
Freon 12	87	70-130
Freon 114	92	70-130
Chloromethane	78	70-130
Vinyl Chloride	93	70-130
Bromomethane	89	70-130
Chloroethane	95	70-130
Freon 11	88	70-130
Freon 113	86	70-130
1,1-Dichloroethene	82	70-130
Methylene Chloride	87	70-130
Methyl tert-butyl ether	82	70-130
1,1-Dichloroethane	95	70-130
cis-1,2-Dichloroethene	91	70-130
Chloroform	89	70-130
1,1,1-Trichloroethane	79	70-130
Carbon Tetrachloride	86	70-130
Benzene	93	70-130
1,2-Dichloroethane	90	70-130
Trichloroethene	90	70-130
1,2-Dichloropropane	89	70-130
cis-1,3-Dichloropropene	80	70-130
Toluene	84	70-130
trans-1,3-Dichloropropene	87	70-130
1,1,2-Trichloroethane	91	70-130
Tetrachloroethene	89	70-130
1,2-Dibromoethane (EDB)	89	70-130
Chlorobenzene	87	70-130
Ethyl Benzene	86	70-130
m,p-Xylene	87	70-130
o-Xylene	88	70-130
Styrene	84	70-130
1,1,2,2-Tetrachloroethane	82	70-130
1,3,5-Trimethylbenzene	85	70-130
1,2,4-Trimethylbenzene	87	70-130
1,3-Dichlorobenzene	87	70-130
1,4-Dichlorobenzene	87	70-130
alpha-Chlorotoluene	85	70-130
1,2-Dichlorobenzene	87	70-130
1,2,4-Trichlorobenzene	92	70-130
Hexachlorobutadiene	88	70-130

Container Type: NA - Not Applicable



Air Toxics

Client Sample ID: LCSD

Lab ID#: 1602259-05AA

EPA METHOD TO-15 GC/MS FULL SCAN

File Name:	a021704	Date of Collection: NA
Dil. Factor:	1.00	Date of Analysis: 2/17/16 12:03 PM

Surrogates	%Recovery	Method Limits
Toluene-d8	96	70-130
1,2-Dichloroethane-d4	96	70-130
4-Bromofluorobenzene	105	70-130



Air Toxics

Sample Transportation Notice

Relinquishing signature on this document indicates that sample is being shipped in compliance with applicable local, State, Federal, national, and international laws, regulations and ordinances of any kind. Air Toxics Limited assumes no liability with respect to the collection, handling or shipping of these samples. Relinquishing signature also indicates agreement to hold harmless, defend, and indemnify Air Toxics Limited against any claim, demand, or action, of any kind, related to the collection, handling, or shipping of samples. D.O.T. Hotline (800) 457 4922

150 BLUE RAVINE ROAD, SUITE B
FOLSOM, CA 95630-4719
(916) 985-1000 FAX (916) 985-1020

Project Manager: Alina Jatkoski
Collected by: (Print and Sign) Alina Jatkoski: Alina Jatkoski
Company: PRKE
Address: 201 Waukessa City Madison State WI Zip 53709
Phone: 608 242 5200 Fax

Project Info:
P.O. # 108371
Project #
Project Name: GERS / SVE
Turn Around Time:
[X] Normal
[] Rush
Lab Use Only:
Pressurized by:
Date:
Pressurization Gas:
N He

Table with columns: Lab I.D., Field Sample I.D. (Location), Can #, Date of Collection, Time of Collection, Analyses Requested, Canister Pressure/Vacuum (Initial, Final, Receipt, Final (psi)).

Relinquished by: (signature) Date/Time
Received by: (signature) Date/Time
Notes:
Relinquished by: (signature) Date/Time
Received by: (signature) Date/Time

Lab Use Only:
Shipper Name: UPS
Air Bill #
Temp (C): 12
Condition: Good
Custody Seals Intact? Yes No None
Work Order #: 1602259

3/23/2016

Ms. Alina Satkoski
Madison-Kipp Corporation
201 Waubesa Street

Madison WI 53704

Project Name: GETS/SVE

Project #:

Workorder #: 1603243

Dear Ms. Alina Satkoski

The following report includes the data for the above referenced project for sample(s) received on 3/11/2016 at Air Toxics Ltd.

The data and associated QC analyzed by TO-15 are compliant with the project requirements or laboratory criteria with the exception of the deviations noted in the attached case narrative.

Thank you for choosing Eurofins Air Toxics Inc. for your air analysis needs. Eurofins Air Toxics Inc. is committed to providing accurate data of the highest quality. Please feel free to the Project Manager: Ausha Scott at 916-985-1000 if you have any questions regarding the data in this report.

Regards,



Ausha Scott
Project Manager

WORK ORDER #: 1603243

Work Order Summary

CLIENT:	Ms. Alina Satkoski Madison-Kipp Corporation 201 Waubesa Street Madison, WI 53704	BILL TO:	Ms. Alina Satkoski Madison-Kipp Corporation 201 Waubesa Street Madison, WI 53704
PHONE:	608-244-3511	P.O. #	107419
FAX:		PROJECT #	GETS/SVE
DATE RECEIVED:	03/11/2016	CONTACT:	Ausha Scott
DATE COMPLETED:	03/23/2016		

<u>FRACTION #</u>	<u>NAME</u>	<u>TEST</u>	<u>RECEIPT VAC./PRES.</u>	<u>FINAL PRESSURE</u>
01A	Influent	TO-15	5.1 "Hg	14.8 psi
02A	Effluent	TO-15	7.1 "Hg	14.6 psi
03A	Lab Blank	TO-15	NA	NA
04A	CCV	TO-15	NA	NA
05A	LCS	TO-15	NA	NA
05AA	LCSD	TO-15	NA	NA

CERTIFIED BY: 

 Technical Director

DATE: 03/23/16

Certification numbers: AZ Licensure AZ0775, NJ NELAP - CA016, NY NELAP - 11291,
 TX NELAP - T104704434-15-9, UT NELAP CA0093332015-6, VA NELAP - 8113, WA NELAP - C935
 Name of Accreditation Body: NELAP/ORELAP (Oregon Environmental Laboratory Accreditation Program)
 Accreditation number: CA300005, Effective date: 10/18/2015, Expiration date: 10/17/2016.

Eurofins Air Toxics Inc.. certifies that the test results contained in this report meet all requirements of the NELAC standards

This report shall not be reproduced, except in full, without the written approval of Eurofins Air Toxics, Inc.

180 BLUE RAVINE ROAD, SUITE B FOLSOM, CA - 95630
 (916) 985-1000 . (800) 985-5955 . FAX (916) 985-1020

LABORATORY NARRATIVE
EPA Method TO-15
Madison-Kipp Corporation
Workorder# 1603243

Two 1 Liter Silco Canister samples were received on March 11, 2016. The laboratory performed analysis via EPA Method TO-15 using GC/MS in the full scan mode.

This workorder was independently validated prior to submittal using 'USEPA National Functional Guidelines' as generally applied to the analysis of volatile organic compounds in air. A rules-based, logic driven, independent validation engine was employed to assess completeness, evaluate pass/fail of relevant project quality control requirements and verification of all quantified amounts.

Receiving Notes

The Chain of Custody (COC) information for sample Effluent did not match the information on the canister with regard to canister identification. The client was notified of the discrepancy and the information on the canister was used to process and report the sample.

Analytical Notes

Dilution was performed on sample Influent due to the presence of high level target species.

All Quality Control Limit exceedances and affected sample results are noted by flags. Each flag is defined at the bottom of this Case Narrative and on each Sample Result Summary page. Target compound non-detects in the samples that are associated with high bias in QC analyses have not been flagged.

Definition of Data Qualifying Flags

Eight qualifiers may have been used on the data analysis sheets and indicates as follows:

B - Compound present in laboratory blank greater than reporting limit (background subtraction not performed).

J - Estimated value.

E - Exceeds instrument calibration range.

S - Saturated peak.

Q - Exceeds quality control limits.

U - Compound analyzed for but not detected above the reporting limit, LOD, or MDL value. See data page for project specific U-flag definition.

UJ- Non-detected compound associated with low bias in the CCV

N - The identification is based on presumptive evidence.

File extensions may have been used on the data analysis sheets and indicates as follows:

a-File was requantified

b-File was quantified by a second column and detector

r1-File was requantified for the purpose of reissue

**Summary of Detected Compounds
EPA METHOD TO-15 GC/MS FULL SCAN**

Client Sample ID: Influent

Lab ID#: 1603243-01A

Compound	Rpt. Limit (ppbv)	Amount (ppbv)	Rpt. Limit (ug/m3)	Amount (ug/m3)
cis-1,2-Dichloroethene	2.2	150	8.7	610
Trichloroethene	2.2	78	12	420
Tetrachloroethene	2.2	690	15	4700
1,3,5-Trimethylbenzene	2.2	8.9	11	44
1,2,4-Trimethylbenzene	2.2	42	11	200

Client Sample ID: Effluent

Lab ID#: 1603243-02A

Compound	Rpt. Limit (ppbv)	Amount (ppbv)	Rpt. Limit (ug/m3)	Amount (ug/m3)
Vinyl Chloride	1.3	2.2	3.3	5.7
cis-1,2-Dichloroethene	1.3	460	5.2	1800
Trichloroethene	1.3	13	7.0	71
Tetrachloroethene	1.3	140	8.8	980
1,2,4-Trimethylbenzene	1.3	7.8	6.4	38



Air Toxics

Client Sample ID: Influent

Lab ID#: 1603243-01A

EPA METHOD TO-15 GC/MS FULL SCAN

File Name:	17032108	Date of Collection:	3/7/16 2:30:00 PM
Dil. Factor:	4.40	Date of Analysis:	3/21/16 03:03 PM

Compound	Rpt. Limit (ppbv)	Amount (ppbv)	Rpt. Limit (ug/m3)	Amount (ug/m3)
Freon 12	2.2	Not Detected	11	Not Detected
Freon 114	2.2	Not Detected	15	Not Detected
Chloromethane	22	Not Detected UJ	45	Not Detected UJ
Vinyl Chloride	2.2	Not Detected	5.6	Not Detected
Bromomethane	22	Not Detected	85	Not Detected
Chloroethane	8.8	Not Detected	23	Not Detected
Freon 11	2.2	Not Detected	12	Not Detected
Freon 113	2.2	Not Detected	17	Not Detected
1,1-Dichloroethene	2.2	Not Detected	8.7	Not Detected
Methylene Chloride	22	Not Detected	76	Not Detected
Methyl tert-butyl ether	2.2	Not Detected	7.9	Not Detected
1,1-Dichloroethane	2.2	Not Detected	8.9	Not Detected
cis-1,2-Dichloroethene	2.2	150	8.7	610
Chloroform	2.2	Not Detected	11	Not Detected
1,1,1-Trichloroethane	2.2	Not Detected	12	Not Detected
Carbon Tetrachloride	2.2	Not Detected	14	Not Detected
Benzene	2.2	Not Detected	7.0	Not Detected
1,2-Dichloroethane	2.2	Not Detected	8.9	Not Detected
Trichloroethene	2.2	78	12	420
1,2-Dichloropropane	2.2	Not Detected	10	Not Detected
cis-1,3-Dichloropropene	2.2	Not Detected	10	Not Detected
Toluene	2.2	Not Detected	8.3	Not Detected
trans-1,3-Dichloropropene	2.2	Not Detected	10	Not Detected
1,1,2-Trichloroethane	2.2	Not Detected	12	Not Detected
Tetrachloroethene	2.2	690	15	4700
1,2-Dibromoethane (EDB)	2.2	Not Detected	17	Not Detected
Chlorobenzene	2.2	Not Detected	10	Not Detected
Ethyl Benzene	2.2	Not Detected	9.6	Not Detected
m,p-Xylene	2.2	Not Detected	9.6	Not Detected
o-Xylene	2.2	Not Detected	9.6	Not Detected
Styrene	2.2	Not Detected	9.4	Not Detected
1,1,2,2-Tetrachloroethane	2.2	Not Detected	15	Not Detected
1,3,5-Trimethylbenzene	2.2	8.9	11	44
1,2,4-Trimethylbenzene	2.2	42	11	200
1,3-Dichlorobenzene	2.2	Not Detected	13	Not Detected
1,4-Dichlorobenzene	2.2	Not Detected	13	Not Detected
alpha-Chlorotoluene	2.2	Not Detected	11	Not Detected
1,2-Dichlorobenzene	2.2	Not Detected	13	Not Detected
1,2,4-Trichlorobenzene	8.8	Not Detected	65	Not Detected
Hexachlorobutadiene	8.8	Not Detected	94	Not Detected

Client Sample ID: Influent

Lab ID#: 1603243-01A

EPA METHOD TO-15 GC/MS FULL SCAN

File Name:	17032108	Date of Collection: 3/7/16 2:30:00 PM
Dil. Factor:	4.40	Date of Analysis: 3/21/16 03:03 PM

UJ = Analyte associated with low bias in the CCV and/or LCS.

Container Type: 1 Liter Silco Canister

Surrogates	%Recovery	Method Limits
Toluene-d8	101	70-130
1,2-Dichloroethane-d4	93	70-130
4-Bromofluorobenzene	110	70-130



Air Toxics

Client Sample ID: Effluent

Lab ID#: 1603243-02A

EPA METHOD TO-15 GC/MS FULL SCAN

File Name:	17032109	Date of Collection:	3/7/16 2:35:00 PM
Dil. Factor:	2.61	Date of Analysis:	3/21/16 03:30 PM

Compound	Rpt. Limit (ppbv)	Amount (ppbv)	Rpt. Limit (ug/m3)	Amount (ug/m3)
Freon 12	1.3	Not Detected	6.4	Not Detected
Freon 114	1.3	Not Detected	9.1	Not Detected
Chloromethane	13	Not Detected UJ	27	Not Detected UJ
Vinyl Chloride	1.3	2.2	3.3	5.7
Bromomethane	13	Not Detected	51	Not Detected
Chloroethane	5.2	Not Detected	14	Not Detected
Freon 11	1.3	Not Detected	7.3	Not Detected
Freon 113	1.3	Not Detected	10	Not Detected
1,1-Dichloroethene	1.3	Not Detected	5.2	Not Detected
Methylene Chloride	13	Not Detected	45	Not Detected
Methyl tert-butyl ether	1.3	Not Detected	4.7	Not Detected
1,1-Dichloroethane	1.3	Not Detected	5.3	Not Detected
cis-1,2-Dichloroethene	1.3	460	5.2	1800
Chloroform	1.3	Not Detected	6.4	Not Detected
1,1,1-Trichloroethane	1.3	Not Detected	7.1	Not Detected
Carbon Tetrachloride	1.3	Not Detected	8.2	Not Detected
Benzene	1.3	Not Detected	4.2	Not Detected
1,2-Dichloroethane	1.3	Not Detected	5.3	Not Detected
Trichloroethene	1.3	13	7.0	71
1,2-Dichloropropane	1.3	Not Detected	6.0	Not Detected
cis-1,3-Dichloropropene	1.3	Not Detected	5.9	Not Detected
Toluene	1.3	Not Detected	4.9	Not Detected
trans-1,3-Dichloropropene	1.3	Not Detected	5.9	Not Detected
1,1,2-Trichloroethane	1.3	Not Detected	7.1	Not Detected
Tetrachloroethene	1.3	140	8.8	980
1,2-Dibromoethane (EDB)	1.3	Not Detected	10	Not Detected
Chlorobenzene	1.3	Not Detected	6.0	Not Detected
Ethyl Benzene	1.3	Not Detected	5.7	Not Detected
m,p-Xylene	1.3	Not Detected	5.7	Not Detected
o-Xylene	1.3	Not Detected	5.7	Not Detected
Styrene	1.3	Not Detected	5.6	Not Detected
1,1,2,2-Tetrachloroethane	1.3	Not Detected	9.0	Not Detected
1,3,5-Trimethylbenzene	1.3	Not Detected	6.4	Not Detected
1,2,4-Trimethylbenzene	1.3	7.8	6.4	38
1,3-Dichlorobenzene	1.3	Not Detected	7.8	Not Detected
1,4-Dichlorobenzene	1.3	Not Detected	7.8	Not Detected
alpha-Chlorotoluene	1.3	Not Detected	6.8	Not Detected
1,2-Dichlorobenzene	1.3	Not Detected	7.8	Not Detected
1,2,4-Trichlorobenzene	5.2	Not Detected	39	Not Detected
Hexachlorobutadiene	5.2	Not Detected	56	Not Detected

Client Sample ID: Effluent

Lab ID#: 1603243-02A

EPA METHOD TO-15 GC/MS FULL SCAN

File Name:	17032109	Date of Collection: 3/7/16 2:35:00 PM
Dil. Factor:	2.61	Date of Analysis: 3/21/16 03:30 PM

UJ = Analyte associated with low bias in the CCV and/or LCS.

Container Type: 1 Liter Silco Canister

Surrogates	%Recovery	Method Limits
Toluene-d8	101	70-130
1,2-Dichloroethane-d4	91	70-130
4-Bromofluorobenzene	112	70-130



Air Toxics

Client Sample ID: Lab Blank

Lab ID#: 1603243-03A

EPA METHOD TO-15 GC/MS FULL SCAN

File Name:	17032106	Date of Collection:	NA
Dil. Factor:	1.00	Date of Analysis:	3/21/16 12:53 PM

Compound	Rpt. Limit (ppbv)	Amount (ppbv)	Rpt. Limit (ug/m3)	Amount (ug/m3)
Freon 12	0.50	Not Detected	2.5	Not Detected
Freon 114	0.50	Not Detected	3.5	Not Detected
Chloromethane	5.0	Not Detected UJ	10	Not Detected UJ
Vinyl Chloride	0.50	Not Detected	1.3	Not Detected
Bromomethane	5.0	Not Detected	19	Not Detected
Chloroethane	2.0	Not Detected	5.3	Not Detected
Freon 11	0.50	Not Detected	2.8	Not Detected
Freon 113	0.50	Not Detected	3.8	Not Detected
1,1-Dichloroethene	0.50	Not Detected	2.0	Not Detected
Methylene Chloride	5.0	Not Detected	17	Not Detected
Methyl tert-butyl ether	0.50	Not Detected	1.8	Not Detected
1,1-Dichloroethane	0.50	Not Detected	2.0	Not Detected
cis-1,2-Dichloroethene	0.50	Not Detected	2.0	Not Detected
Chloroform	0.50	Not Detected	2.4	Not Detected
1,1,1-Trichloroethane	0.50	Not Detected	2.7	Not Detected
Carbon Tetrachloride	0.50	Not Detected	3.1	Not Detected
Benzene	0.50	Not Detected	1.6	Not Detected
1,2-Dichloroethane	0.50	Not Detected	2.0	Not Detected
Trichloroethene	0.50	Not Detected	2.7	Not Detected
1,2-Dichloropropane	0.50	Not Detected	2.3	Not Detected
cis-1,3-Dichloropropene	0.50	Not Detected	2.3	Not Detected
Toluene	0.50	Not Detected	1.9	Not Detected
trans-1,3-Dichloropropene	0.50	Not Detected	2.3	Not Detected
1,1,2-Trichloroethane	0.50	Not Detected	2.7	Not Detected
Tetrachloroethene	0.50	Not Detected	3.4	Not Detected
1,2-Dibromoethane (EDB)	0.50	Not Detected	3.8	Not Detected
Chlorobenzene	0.50	Not Detected	2.3	Not Detected
Ethyl Benzene	0.50	Not Detected	2.2	Not Detected
m,p-Xylene	0.50	Not Detected	2.2	Not Detected
o-Xylene	0.50	Not Detected	2.2	Not Detected
Styrene	0.50	Not Detected	2.1	Not Detected
1,1,2,2-Tetrachloroethane	0.50	Not Detected	3.4	Not Detected
1,3,5-Trimethylbenzene	0.50	Not Detected	2.4	Not Detected
1,2,4-Trimethylbenzene	0.50	Not Detected	2.4	Not Detected
1,3-Dichlorobenzene	0.50	Not Detected	3.0	Not Detected
1,4-Dichlorobenzene	0.50	Not Detected	3.0	Not Detected
alpha-Chlorotoluene	0.50	Not Detected	2.6	Not Detected
1,2-Dichlorobenzene	0.50	Not Detected	3.0	Not Detected
1,2,4-Trichlorobenzene	2.0	Not Detected	15	Not Detected
Hexachlorobutadiene	2.0	Not Detected	21	Not Detected

Client Sample ID: Lab Blank

Lab ID#: 1603243-03A

EPA METHOD TO-15 GC/MS FULL SCAN

File Name:	17032106	Date of Collection: NA
Dil. Factor:	1.00	Date of Analysis: 3/21/16 12:53 PM

UJ = Analyte associated with low bias in the CCV and/or LCS.

Container Type: NA - Not Applicable

Surrogates	%Recovery	Method Limits
Toluene-d8	100	70-130
1,2-Dichloroethane-d4	94	70-130
4-Bromofluorobenzene	109	70-130



Air Toxics

Client Sample ID: CCV

Lab ID#: 1603243-04A

EPA METHOD TO-15 GC/MS FULL SCAN

File Name:	17032102	Date of Collection: NA
Dil. Factor:	1.00	Date of Analysis: 3/21/16 10:33 AM

Compound	%Recovery
Freon 12	96
Freon 114	109
Chloromethane	68 Q
Vinyl Chloride	93
Bromomethane	86
Chloroethane	95
Freon 11	104
Freon 113	105
1,1-Dichloroethene	93
Methylene Chloride	90
Methyl tert-butyl ether	94
1,1-Dichloroethane	90
cis-1,2-Dichloroethene	94
Chloroform	95
1,1,1-Trichloroethane	96
Carbon Tetrachloride	102
Benzene	93
1,2-Dichloroethane	96
Trichloroethene	95
1,2-Dichloropropane	89
cis-1,3-Dichloropropene	95
Toluene	96
trans-1,3-Dichloropropene	93
1,1,2-Trichloroethane	95
Tetrachloroethene	107
1,2-Dibromoethane (EDB)	98
Chlorobenzene	100
Ethyl Benzene	98
m,p-Xylene	99
o-Xylene	98
Styrene	88
1,1,2,2-Tetrachloroethane	93
1,3,5-Trimethylbenzene	102
1,2,4-Trimethylbenzene	94
1,3-Dichlorobenzene	105
1,4-Dichlorobenzene	105
alpha-Chlorotoluene	89
1,2-Dichlorobenzene	106
1,2,4-Trichlorobenzene	97
Hexachlorobutadiene	113

Client Sample ID: CCV

Lab ID#: 1603243-04A

EPA METHOD TO-15 GC/MS FULL SCAN

File Name:	17032102	Date of Collection: NA
Dil. Factor:	1.00	Date of Analysis: 3/21/16 10:33 AM

Q = Exceeds Quality Control limits.

Container Type: NA - Not Applicable

Surrogates	%Recovery	Method Limits
Toluene-d8	104	70-130
1,2-Dichloroethane-d4	96	70-130
4-Bromofluorobenzene	112	70-130



Air Toxics

Client Sample ID: LCS

Lab ID#: 1603243-05A

EPA METHOD TO-15 GC/MS FULL SCAN

File Name:	17032103	Date of Collection: NA
Dil. Factor:	1.00	Date of Analysis: 3/21/16 10:58 AM

Compound	%Recovery	Method Limits
Freon 12	100	70-130
Freon 114	114	70-130
Chloromethane	87	70-130
Vinyl Chloride	96	70-130
Bromomethane	101	70-130
Chloroethane	96	70-130
Freon 11	107	70-130
Freon 113	106	70-130
1,1-Dichloroethene	93	70-130
Methylene Chloride	88	70-130
Methyl tert-butyl ether	92	70-130
1,1-Dichloroethane	89	70-130
cis-1,2-Dichloroethene	92	70-130
Chloroform	93	70-130
1,1,1-Trichloroethane	96	70-130
Carbon Tetrachloride	101	70-130
Benzene	93	70-130
1,2-Dichloroethane	95	70-130
Trichloroethene	103	70-130
1,2-Dichloropropane	90	70-130
cis-1,3-Dichloropropene	91	70-130
Toluene	96	70-130
trans-1,3-Dichloropropene	93	70-130
1,1,2-Trichloroethane	94	70-130
Tetrachloroethene	106	70-130
1,2-Dibromoethane (EDB)	97	70-130
Chlorobenzene	100	70-130
Ethyl Benzene	98	70-130
m,p-Xylene	100	70-130
o-Xylene	100	70-130
Styrene	98	70-130
1,1,2,2-Tetrachloroethane	85	70-130
1,3,5-Trimethylbenzene	108	70-130
1,2,4-Trimethylbenzene	102	70-130
1,3-Dichlorobenzene	106	70-130
1,4-Dichlorobenzene	105	70-130
alpha-Chlorotoluene	99	70-130
1,2-Dichlorobenzene	106	70-130
1,2,4-Trichlorobenzene	111	70-130
Hexachlorobutadiene	117	70-130

Container Type: NA - Not Applicable



Air Toxics

Client Sample ID: LCS

Lab ID#: 1603243-05A

EPA METHOD TO-15 GC/MS FULL SCAN

File Name:	17032103	Date of Collection: NA
Dil. Factor:	1.00	Date of Analysis: 3/21/16 10:58 AM

Surrogates	%Recovery	Method Limits
Toluene-d8	103	70-130
1,2-Dichloroethane-d4	95	70-130
4-Bromofluorobenzene	111	70-130



Air Toxics

Client Sample ID: LCSD

Lab ID#: 1603243-05AA

EPA METHOD TO-15 GC/MS FULL SCAN

File Name:	17032104	Date of Collection: NA
Dil. Factor:	1.00	Date of Analysis: 3/21/16 11:23 AM

Compound	%Recovery	Method Limits
Freon 12	97	70-130
Freon 114	112	70-130
Chloromethane	85	70-130
Vinyl Chloride	92	70-130
Bromomethane	100	70-130
Chloroethane	93	70-130
Freon 11	103	70-130
Freon 113	103	70-130
1,1-Dichloroethene	91	70-130
Methylene Chloride	85	70-130
Methyl tert-butyl ether	90	70-130
1,1-Dichloroethane	87	70-130
cis-1,2-Dichloroethene	90	70-130
Chloroform	91	70-130
1,1,1-Trichloroethane	93	70-130
Carbon Tetrachloride	99	70-130
Benzene	92	70-130
1,2-Dichloroethane	94	70-130
Trichloroethene	102	70-130
1,2-Dichloropropane	88	70-130
cis-1,3-Dichloropropene	89	70-130
Toluene	96	70-130
trans-1,3-Dichloropropene	93	70-130
1,1,2-Trichloroethane	94	70-130
Tetrachloroethene	108	70-130
1,2-Dibromoethane (EDB)	98	70-130
Chlorobenzene	100	70-130
Ethyl Benzene	100	70-130
m,p-Xylene	100	70-130
o-Xylene	101	70-130
Styrene	97	70-130
1,1,2,2-Tetrachloroethane	84	70-130
1,3,5-Trimethylbenzene	108	70-130
1,2,4-Trimethylbenzene	108	70-130
1,3-Dichlorobenzene	107	70-130
1,4-Dichlorobenzene	106	70-130
alpha-Chlorotoluene	100	70-130
1,2-Dichlorobenzene	107	70-130
1,2,4-Trichlorobenzene	120	70-130
Hexachlorobutadiene	125	70-130

Container Type: NA - Not Applicable



Air Toxics

Client Sample ID: LCSD

Lab ID#: 1603243-05AA

EPA METHOD TO-15 GC/MS FULL SCAN

File Name:	17032104	Date of Collection: NA
Dil. Factor:	1.00	Date of Analysis: 3/21/16 11:23 AM

Surrogates	%Recovery	Method Limits
Toluene-d8	102	70-130
1,2-Dichloroethane-d4	93	70-130
4-Bromofluorobenzene	112	70-130



Sample Transportation Notice

Relinquishing signature on this document indicates that sample is being shipped in compliance with all applicable local, State, Federal, national, and international laws, regulations and ordinances of any kind. Air Toxics Limited assumes no liability with respect to the collection, handling or shipping of these samples. Relinquishing signature also indicates agreement to hold harmless, defend, and indemnify Air Toxics Limited against any claim, demand, or action, of any kind, related to the collection, handling, or shipping of samples. D.O.T. Hotline (800) 467-4922

180 BLUE RAVINE ROAD, SUITE B
FOLSOM, CA 95630-4719
(916) 985-1000 FAX (916) 985-1020

Project Manager Alina Satkoski
 Collected by: (Print and Sign) Alina Satkoski
 Company mke Email asatkoski@medison.kipp.com
 Address 201 Wambesast. City Medison State WI Zip 53704
 Phone 608 242 5200 Fax _____

Project Info:
 P.O. # 107419
 Project # _____
 Project Name GE10/SVE

Turn Around Time:
 Normal
 Rush
specify
 Lab Use Only
 Pressurized by: _____
 Date: _____
 Pressurization Gas: _____
 N₂ He

Lab I.D.	Field Sample I.D. (Location)	Can #	Date of Collection	Time of Collection	Analyses Requested	Canister Pressure/Vacuum			
						Initial	Final	Receipt	Final (psi)
<u>01A</u>	<u>Influent</u>	<u>3780</u>	<u>3/7/16</u>	<u>1430</u>	<u>TO-15</u>	<u>-30</u>	<u>-6</u>		
<u>01A</u>	<u>Effluent</u>	<u>36569</u>	<u>3/7/16</u>	<u>1435</u>	<u>TO-15</u>	<u>-27</u>	<u>-6</u>		

Relinquished by: (signature) <u>Alina Satkoski</u> Date/Time <u>3/7/16 1600</u>	Received by: (signature) <u>WHEATZ</u> Date/Time <u>3/11/16</u>	Notes: <u>1035</u>
Relinquished by: (signature) _____ Date/Time _____	Received by: (signature) _____ Date/Time _____	
Relinquished by: (signature) _____ Date/Time _____	Received by: (signature) _____ Date/Time _____	

Lab Use Only	Shipper Name	Air Bill #	Temp (°C)	Condition	Custody Seals Intact?	Work Order #
	<u>UPS</u>		<u>14</u>	<u>Good</u>	Yes No <u>None</u>	<u>1603243</u>

4/25/2016

Ms. Alina Satkoski
Madison-Kipp Corporation
201 Waubesa Street

Madison WI 53704

Project Name: GETS/SVE

Project #:

Workorder #: 1604258

Dear Ms. Alina Satkoski

The following report includes the data for the above referenced project for sample(s) received on 4/13/2016 at Air Toxics Ltd.

The data and associated QC analyzed by TO-15 are compliant with the project requirements or laboratory criteria with the exception of the deviations noted in the attached case narrative.

Thank you for choosing Eurofins Air Toxics Inc. for your air analysis needs. Eurofins Air Toxics Inc. is committed to providing accurate data of the highest quality. Please feel free the Project Manager: Ausha Scott at 916-985-1000 if you have any questions regarding the data in this report.

Regards,



Ausha Scott

Project Manager

WORK ORDER #: 1604258

Work Order Summary

CLIENT:	Ms. Alina Satkoski Madison-Kipp Corporation 201 Waubesa Street Madison, WI 53704	BILL TO:	Ms. Alina Satkoski Madison-Kipp Corporation 201 Waubesa Street Madison, WI 53704
PHONE:	608-244-3511	P.O. #	107419
FAX:		PROJECT #	GETS/SVE
DATE RECEIVED:	04/13/2016	CONTACT:	Ausha Scott
DATE COMPLETED:	04/25/2016		

<u>FRACTION #</u>	<u>NAME</u>	<u>TEST</u>	<u>RECEIPT VAC./PRES.</u>	<u>FINAL PRESSURE</u>
01A	Influent	TO-15	4.1 "Hg	14.9 psi
02A	Effluent	TO-15	5.9 "Hg	15.1 psi
03A	Lab Blank	TO-15	NA	NA
04A	CCV	TO-15	NA	NA
05A	LCS	TO-15	NA	NA
05AA	LCSD	TO-15	NA	NA

CERTIFIED BY: 

 Technical Director

DATE: 04/25/16

Certification numbers: AZ Licensure AZ0775, NJ NELAP - CA016, NY NELAP - 11291,
 TX NELAP - T104704434-15-9, UT NELAP CA0093332015-6, VA NELAP - 8113, WA NELAP - C935
 Name of Accreditation Body: NELAP/ORELAP (Oregon Environmental Laboratory Accreditation Program)
 Accreditation number: CA300005, Effective date: 10/18/2015, Expiration date: 10/17/2016.

Eurofins Air Toxics Inc. certifies that the test results contained in this report meet all requirements of the NELAC standards

This report shall not be reproduced, except in full, without the written approval of Eurofins Air Toxics, Inc.

180 BLUE RAVINE ROAD, SUITE B FOLSOM, CA - 95630
 (916) 985-1000 . (800) 985-5955 . FAX (916) 985-1020

LABORATORY NARRATIVE
EPA Method TO-15
Madison-Kipp Corporation
Workorder# 1604258

Two 1 Liter Silco Canister samples were received on April 13, 2016. The laboratory performed analysis via EPA Method TO-15 using GC/MS in the full scan mode.

This workorder was independently validated prior to submittal using 'USEPA National Functional Guidelines' as generally applied to the analysis of volatile organic compounds in air. A rules-based, logic driven, independent validation engine was employed to assess completeness, evaluate pass/fail of relevant project quality control requirements and verification of all quantified amounts.

Receiving Notes

There were no receiving discrepancies.

Analytical Notes

Dilution was performed on sample Influent due to the presence of high level target species.

Definition of Data Qualifying Flags

Eight qualifiers may have been used on the data analysis sheets and indicates as follows:

B - Compound present in laboratory blank greater than reporting limit (background subtraction not performed).

J - Estimated value.

E - Exceeds instrument calibration range.

S - Saturated peak.

Q - Exceeds quality control limits.

U - Compound analyzed for but not detected above the reporting limit, LOD, or MDL value. See data page for project specific U-flag definition.

UJ- Non-detected compound associated with low bias in the CCV

N - The identification is based on presumptive evidence.

File extensions may have been used on the data analysis sheets and indicates as follows:

a-File was requantified

b-File was quantified by a second column and detector

r1-File was requantified for the purpose of reissue

Summary of Detected Compounds EPA METHOD TO-15 GC/MS FULL SCAN

Client Sample ID: Influent

Lab ID#: 1604258-01A

Compound	Rpt. Limit (ppbv)	Amount (ppbv)	Rpt. Limit (ug/m3)	Amount (ug/m3)
cis-1,2-Dichloroethene	16	480	62	1900
Trichloroethene	16	400	84	2200
Tetrachloroethene	16	4100	100	28000
m,p-Xylene	16	28	68	120

Client Sample ID: Effluent

Lab ID#: 1604258-02A

Compound	Rpt. Limit (ppbv)	Amount (ppbv)	Rpt. Limit (ug/m3)	Amount (ug/m3)
Vinyl Chloride	1.3	3.4	3.2	8.8
1,1-Dichloroethene	1.3	1.8	5.0	7.0
cis-1,2-Dichloroethene	1.3	360	5.0	1400
Trichloroethene	1.3	15	6.8	81
Toluene	1.3	3.0	4.7	11
Tetrachloroethene	1.3	200	8.5	1400
Ethyl Benzene	1.3	15	5.5	66
m,p-Xylene	1.3	72	5.5	310
o-Xylene	1.3	32	5.5	140
1,3,5-Trimethylbenzene	1.3	3.8	6.2	19
1,2,4-Trimethylbenzene	1.3	9.1	6.2	45



Air Toxics

Client Sample ID: Influent

Lab ID#: 1604258-01A

EPA METHOD TO-15 GC/MS FULL SCAN

File Name:	3041827	Date of Collection:	4/6/16 10:00:00 AM
Dil. Factor:	31.1	Date of Analysis:	4/19/16 03:59 AM

Compound	Rpt. Limit (ppbv)	Amount (ppbv)	Rpt. Limit (ug/m3)	Amount (ug/m3)
Freon 12	16	Not Detected	77	Not Detected
Freon 114	16	Not Detected	110	Not Detected
Chloromethane	160	Not Detected	320	Not Detected
Vinyl Chloride	16	Not Detected	40	Not Detected
Bromomethane	160	Not Detected	600	Not Detected
Chloroethane	62	Not Detected	160	Not Detected
Freon 11	16	Not Detected	87	Not Detected
Freon 113	16	Not Detected	120	Not Detected
1,1-Dichloroethene	16	Not Detected	62	Not Detected
Methylene Chloride	160	Not Detected	540	Not Detected
Methyl tert-butyl ether	16	Not Detected	56	Not Detected
1,1-Dichloroethane	16	Not Detected	63	Not Detected
cis-1,2-Dichloroethene	16	480	62	1900
Chloroform	16	Not Detected	76	Not Detected
1,1,1-Trichloroethane	16	Not Detected	85	Not Detected
Carbon Tetrachloride	16	Not Detected	98	Not Detected
Benzene	16	Not Detected	50	Not Detected
1,2-Dichloroethane	16	Not Detected	63	Not Detected
Trichloroethene	16	400	84	2200
1,2-Dichloropropane	16	Not Detected	72	Not Detected
cis-1,3-Dichloropropene	16	Not Detected	70	Not Detected
Toluene	16	Not Detected	58	Not Detected
trans-1,3-Dichloropropene	16	Not Detected	70	Not Detected
1,1,2-Trichloroethane	16	Not Detected	85	Not Detected
Tetrachloroethene	16	4100	100	28000
1,2-Dibromoethane (EDB)	16	Not Detected	120	Not Detected
Chlorobenzene	16	Not Detected	72	Not Detected
Ethyl Benzene	16	Not Detected	68	Not Detected
m,p-Xylene	16	28	68	120
o-Xylene	16	Not Detected	68	Not Detected
Styrene	16	Not Detected	66	Not Detected
1,1,2,2-Tetrachloroethane	16	Not Detected	110	Not Detected
1,3,5-Trimethylbenzene	16	Not Detected	76	Not Detected
1,2,4-Trimethylbenzene	16	Not Detected	76	Not Detected
1,3-Dichlorobenzene	16	Not Detected	93	Not Detected
1,4-Dichlorobenzene	16	Not Detected	93	Not Detected
alpha-Chlorotoluene	16	Not Detected	80	Not Detected
1,2-Dichlorobenzene	16	Not Detected	93	Not Detected
1,2,4-Trichlorobenzene	62	Not Detected	460	Not Detected
Hexachlorobutadiene	62	Not Detected	660	Not Detected

Container Type: 1 Liter Silco Canister



Air Toxics

Client Sample ID: Influent

Lab ID#: 1604258-01A

EPA METHOD TO-15 GC/MS FULL SCAN

File Name:	3041827	Date of Collection:	4/6/16 10:00:00 AM
Dil. Factor:	31.1	Date of Analysis:	4/19/16 03:59 AM

Surrogates	%Recovery	Method Limits
Toluene-d8	96	70-130
1,2-Dichloroethane-d4	93	70-130
4-Bromofluorobenzene	105	70-130



Air Toxics

Client Sample ID: Effluent

Lab ID#: 1604258-02A

EPA METHOD TO-15 GC/MS FULL SCAN

File Name:	3041826	Date of Collection:	4/6/16 10:05:00 AM
Dil. Factor:	2.52	Date of Analysis:	4/19/16 03:36 AM

Compound	Rpt. Limit (ppbv)	Amount (ppbv)	Rpt. Limit (ug/m3)	Amount (ug/m3)
Freon 12	1.3	Not Detected	6.2	Not Detected
Freon 114	1.3	Not Detected	8.8	Not Detected
Chloromethane	13	Not Detected	26	Not Detected
Vinyl Chloride	1.3	3.4	3.2	8.8
Bromomethane	13	Not Detected	49	Not Detected
Chloroethane	5.0	Not Detected	13	Not Detected
Freon 11	1.3	Not Detected	7.1	Not Detected
Freon 113	1.3	Not Detected	9.6	Not Detected
1,1-Dichloroethene	1.3	1.8	5.0	7.0
Methylene Chloride	13	Not Detected	44	Not Detected
Methyl tert-butyl ether	1.3	Not Detected	4.5	Not Detected
1,1-Dichloroethane	1.3	Not Detected	5.1	Not Detected
cis-1,2-Dichloroethene	1.3	360	5.0	1400
Chloroform	1.3	Not Detected	6.2	Not Detected
1,1,1-Trichloroethane	1.3	Not Detected	6.9	Not Detected
Carbon Tetrachloride	1.3	Not Detected	7.9	Not Detected
Benzene	1.3	Not Detected	4.0	Not Detected
1,2-Dichloroethane	1.3	Not Detected	5.1	Not Detected
Trichloroethene	1.3	15	6.8	81
1,2-Dichloropropane	1.3	Not Detected	5.8	Not Detected
cis-1,3-Dichloropropene	1.3	Not Detected	5.7	Not Detected
Toluene	1.3	3.0	4.7	11
trans-1,3-Dichloropropene	1.3	Not Detected	5.7	Not Detected
1,1,2-Trichloroethane	1.3	Not Detected	6.9	Not Detected
Tetrachloroethene	1.3	200	8.5	1400
1,2-Dibromoethane (EDB)	1.3	Not Detected	9.7	Not Detected
Chlorobenzene	1.3	Not Detected	5.8	Not Detected
Ethyl Benzene	1.3	15	5.5	66
m,p-Xylene	1.3	72	5.5	310
o-Xylene	1.3	32	5.5	140
Styrene	1.3	Not Detected	5.4	Not Detected
1,1,2,2-Tetrachloroethane	1.3	Not Detected	8.6	Not Detected
1,3,5-Trimethylbenzene	1.3	3.8	6.2	19
1,2,4-Trimethylbenzene	1.3	9.1	6.2	45
1,3-Dichlorobenzene	1.3	Not Detected	7.6	Not Detected
1,4-Dichlorobenzene	1.3	Not Detected	7.6	Not Detected
alpha-Chlorotoluene	1.3	Not Detected	6.5	Not Detected
1,2-Dichlorobenzene	1.3	Not Detected	7.6	Not Detected
1,2,4-Trichlorobenzene	5.0	Not Detected	37	Not Detected
Hexachlorobutadiene	5.0	Not Detected	54	Not Detected

Container Type: 1 Liter Silco Canister



Air Toxics

Client Sample ID: Effluent

Lab ID#: 1604258-02A

EPA METHOD TO-15 GC/MS FULL SCAN

File Name:	3041826	Date of Collection: 4/6/16 10:05:00 AM
Dil. Factor:	2.52	Date of Analysis: 4/19/16 03:36 AM

Surrogates	%Recovery	Method Limits
Toluene-d8	97	70-130
1,2-Dichloroethane-d4	96	70-130
4-Bromofluorobenzene	101	70-130



Air Toxics

Client Sample ID: Lab Blank

Lab ID#: 1604258-03A

EPA METHOD TO-15 GC/MS FULL SCAN

File Name:	3041807	Date of Collection:	NA
Dil. Factor:	1.00	Date of Analysis:	4/18/16 12:49 PM

Compound	Rpt. Limit (ppbv)	Amount (ppbv)	Rpt. Limit (ug/m3)	Amount (ug/m3)
Freon 12	0.50	Not Detected	2.5	Not Detected
Freon 114	0.50	Not Detected	3.5	Not Detected
Chloromethane	5.0	Not Detected	10	Not Detected
Vinyl Chloride	0.50	Not Detected	1.3	Not Detected
Bromomethane	5.0	Not Detected	19	Not Detected
Chloroethane	2.0	Not Detected	5.3	Not Detected
Freon 11	0.50	Not Detected	2.8	Not Detected
Freon 113	0.50	Not Detected	3.8	Not Detected
1,1-Dichloroethene	0.50	Not Detected	2.0	Not Detected
Methylene Chloride	5.0	Not Detected	17	Not Detected
Methyl tert-butyl ether	0.50	Not Detected	1.8	Not Detected
1,1-Dichloroethane	0.50	Not Detected	2.0	Not Detected
cis-1,2-Dichloroethene	0.50	Not Detected	2.0	Not Detected
Chloroform	0.50	Not Detected	2.4	Not Detected
1,1,1-Trichloroethane	0.50	Not Detected	2.7	Not Detected
Carbon Tetrachloride	0.50	Not Detected	3.1	Not Detected
Benzene	0.50	Not Detected	1.6	Not Detected
1,2-Dichloroethane	0.50	Not Detected	2.0	Not Detected
Trichloroethene	0.50	Not Detected	2.7	Not Detected
1,2-Dichloropropane	0.50	Not Detected	2.3	Not Detected
cis-1,3-Dichloropropene	0.50	Not Detected	2.3	Not Detected
Toluene	0.50	Not Detected	1.9	Not Detected
trans-1,3-Dichloropropene	0.50	Not Detected	2.3	Not Detected
1,1,2-Trichloroethane	0.50	Not Detected	2.7	Not Detected
Tetrachloroethene	0.50	Not Detected	3.4	Not Detected
1,2-Dibromoethane (EDB)	0.50	Not Detected	3.8	Not Detected
Chlorobenzene	0.50	Not Detected	2.3	Not Detected
Ethyl Benzene	0.50	Not Detected	2.2	Not Detected
m,p-Xylene	0.50	Not Detected	2.2	Not Detected
o-Xylene	0.50	Not Detected	2.2	Not Detected
Styrene	0.50	Not Detected	2.1	Not Detected
1,1,2,2-Tetrachloroethane	0.50	Not Detected	3.4	Not Detected
1,3,5-Trimethylbenzene	0.50	Not Detected	2.4	Not Detected
1,2,4-Trimethylbenzene	0.50	Not Detected	2.4	Not Detected
1,3-Dichlorobenzene	0.50	Not Detected	3.0	Not Detected
1,4-Dichlorobenzene	0.50	Not Detected	3.0	Not Detected
alpha-Chlorotoluene	0.50	Not Detected	2.6	Not Detected
1,2-Dichlorobenzene	0.50	Not Detected	3.0	Not Detected
1,2,4-Trichlorobenzene	2.0	Not Detected	15	Not Detected
Hexachlorobutadiene	2.0	Not Detected	21	Not Detected

Container Type: NA - Not Applicable



Air Toxics

Client Sample ID: Lab Blank

Lab ID#: 1604258-03A

EPA METHOD TO-15 GC/MS FULL SCAN

File Name:	3041807	Date of Collection: NA
Dil. Factor:	1.00	Date of Analysis: 4/18/16 12:49 PM

Surrogates	%Recovery	Method Limits
Toluene-d8	99	70-130
1,2-Dichloroethane-d4	94	70-130
4-Bromofluorobenzene	100	70-130



Air Toxics

Client Sample ID: CCV

Lab ID#: 1604258-04A

EPA METHOD TO-15 GC/MS FULL SCAN

File Name:	3041802	Date of Collection: NA
Dil. Factor:	1.00	Date of Analysis: 4/18/16 09:40 AM

Compound	%Recovery
Freon 12	107
Freon 114	103
Chloromethane	109
Vinyl Chloride	106
Bromomethane	104
Chloroethane	106
Freon 11	105
Freon 113	100
1,1-Dichloroethene	97
Methylene Chloride	102
Methyl tert-butyl ether	96
1,1-Dichloroethane	99
cis-1,2-Dichloroethene	91
Chloroform	99
1,1,1-Trichloroethane	97
Carbon Tetrachloride	96
Benzene	100
1,2-Dichloroethane	100
Trichloroethene	108
1,2-Dichloropropane	93
cis-1,3-Dichloropropene	96
Toluene	97
trans-1,3-Dichloropropene	96
1,1,2-Trichloroethane	93
Tetrachloroethene	101
1,2-Dibromoethane (EDB)	99
Chlorobenzene	100
Ethyl Benzene	97
m,p-Xylene	95
o-Xylene	95
Styrene	94
1,1,1,2-Tetrachloroethane	83
1,3,5-Trimethylbenzene	97
1,2,4-Trimethylbenzene	94
1,3-Dichlorobenzene	99
1,4-Dichlorobenzene	100
alpha-Chlorotoluene	85
1,2-Dichlorobenzene	100
1,2,4-Trichlorobenzene	105
Hexachlorobutadiene	103

Container Type: NA - Not Applicable



Air Toxics

Client Sample ID: CCV

Lab ID#: 1604258-04A

EPA METHOD TO-15 GC/MS FULL SCAN

File Name:	3041802	Date of Collection: NA
Dil. Factor:	1.00	Date of Analysis: 4/18/16 09:40 AM

Surrogates	%Recovery	Method Limits
Toluene-d8	99	70-130
1,2-Dichloroethane-d4	93	70-130
4-Bromofluorobenzene	100	70-130



Air Toxics

Client Sample ID: LCS

Lab ID#: 1604258-05A

EPA METHOD TO-15 GC/MS FULL SCAN

File Name:	3041804	Date of Collection: NA
Dil. Factor:	1.00	Date of Analysis: 4/18/16 10:35 AM

Compound	%Recovery	Method Limits
Freon 12	95	70-130
Freon 114	94	70-130
Chloromethane	92	70-130
Vinyl Chloride	91	70-130
Bromomethane	93	70-130
Chloroethane	92	70-130
Freon 11	92	70-130
Freon 113	89	70-130
1,1-Dichloroethene	86	70-130
Methylene Chloride	89	70-130
Methyl tert-butyl ether	86	70-130
1,1-Dichloroethane	86	70-130
cis-1,2-Dichloroethene	76	70-130
Chloroform	86	70-130
1,1,1-Trichloroethane	87	70-130
Carbon Tetrachloride	88	70-130
Benzene	90	70-130
1,2-Dichloroethane	91	70-130
Trichloroethene	86	70-130
1,2-Dichloropropane	86	70-130
cis-1,3-Dichloropropene	82	70-130
Toluene	88	70-130
trans-1,3-Dichloropropene	87	70-130
1,1,2-Trichloroethane	87	70-130
Tetrachloroethene	93	70-130
1,2-Dibromoethane (EDB)	92	70-130
Chlorobenzene	91	70-130
Ethyl Benzene	90	70-130
m,p-Xylene	89	70-130
o-Xylene	91	70-130
Styrene	90	70-130
1,1,2,2-Tetrachloroethane	89	70-130
1,3,5-Trimethylbenzene	91	70-130
1,2,4-Trimethylbenzene	90	70-130
1,3-Dichlorobenzene	94	70-130
1,4-Dichlorobenzene	94	70-130
alpha-Chlorotoluene	92	70-130
1,2-Dichlorobenzene	94	70-130
1,2,4-Trichlorobenzene	89	70-130
Hexachlorobutadiene	86	70-130

Container Type: NA - Not Applicable



Air Toxics

Client Sample ID: LCS

Lab ID#: 1604258-05A

EPA METHOD TO-15 GC/MS FULL SCAN

File Name:	3041804	Date of Collection: NA
Dil. Factor:	1.00	Date of Analysis: 4/18/16 10:35 AM

Surrogates	%Recovery	Method Limits
Toluene-d8	96	70-130
1,2-Dichloroethane-d4	91	70-130
4-Bromofluorobenzene	101	70-130



Air Toxics

Client Sample ID: LCSD

Lab ID#: 1604258-05AA

EPA METHOD TO-15 GC/MS FULL SCAN

File Name:	3041805	Date of Collection: NA
Dil. Factor:	1.00	Date of Analysis: 4/18/16 11:58 AM

Compound	%Recovery	Method Limits
Freon 12	97	70-130
Freon 114	96	70-130
Chloromethane	95	70-130
Vinyl Chloride	95	70-130
Bromomethane	95	70-130
Chloroethane	93	70-130
Freon 11	96	70-130
Freon 113	91	70-130
1,1-Dichloroethene	88	70-130
Methylene Chloride	91	70-130
Methyl tert-butyl ether	87	70-130
1,1-Dichloroethane	88	70-130
cis-1,2-Dichloroethene	80	70-130
Chloroform	90	70-130
1,1,1-Trichloroethane	90	70-130
Carbon Tetrachloride	91	70-130
Benzene	92	70-130
1,2-Dichloroethane	92	70-130
Trichloroethene	88	70-130
1,2-Dichloropropane	86	70-130
cis-1,3-Dichloropropene	82	70-130
Toluene	90	70-130
trans-1,3-Dichloropropene	88	70-130
1,1,2-Trichloroethane	87	70-130
Tetrachloroethene	93	70-130
1,2-Dibromoethane (EDB)	92	70-130
Chlorobenzene	92	70-130
Ethyl Benzene	91	70-130
m,p-Xylene	90	70-130
o-Xylene	93	70-130
Styrene	91	70-130
1,1,2,2-Tetrachloroethane	91	70-130
1,3,5-Trimethylbenzene	93	70-130
1,2,4-Trimethylbenzene	92	70-130
1,3-Dichlorobenzene	95	70-130
1,4-Dichlorobenzene	96	70-130
alpha-Chlorotoluene	96	70-130
1,2-Dichlorobenzene	96	70-130
1,2,4-Trichlorobenzene	97	70-130
Hexachlorobutadiene	92	70-130

Container Type: NA - Not Applicable



Air Toxics

Client Sample ID: LCSD

Lab ID#: 1604258-05AA

EPA METHOD TO-15 GC/MS FULL SCAN

File Name:	3041805	Date of Collection: NA
Dil. Factor:	1.00	Date of Analysis: 4/18/16 11:58 AM

Surrogates	%Recovery	Method Limits
Toluene-d8	99	70-130
1,2-Dichloroethane-d4	96	70-130
4-Bromofluorobenzene	102	70-130



Air Toxics

Sample Transportation Notice

Relinquishing signature on this document indicates that sample is being shipped in compliance with all applicable local, State, Federal, national, and international laws, regulations and ordinances of any kind. Air Toxics Limited assumes no liability with respect to the collection, handling or shipping of these samples. Relinquishing signature also indicates agreement to hold harmless, defend, and indemnify Air Toxics Limited against any claim, demand, or action, of any kind, related to the collection, handling, or shipping of samples. D.O.T. Hotline (800) 467-4922

180 BLUE RAVINE ROAD, SUITE B
FOLSOM, CA 95630-4719
(916) 985-1000 FAX (916) 985-1020

Page 7 of 1

Project Manager Alina Satkosti
Collected by: (Print and Sign) Alina Satkosti
Company MKC
Address 201 Waubesa St. City madison State WI Zip 53704
Phone 608 242 5200 Fax

Project Info:
P.O. # 107419
Project #
Project Name GERS/SVE

Turn Around Time:
Normal
Rush
Lab Use Only
Pressurized by:
Date:
Pressurization Gas: N2 He

Table with columns: Lab I.D., Field Sample I.D. (Location), Can #, Date of Collection, Time of Collection, Analyses Requested, Canister Pressure/Vacuum (Initial, Final, Receipt, Final psi). Rows include 01A Influent and 02A Effluent.

Relinquished by: (signature) Date/Time
Received by: (signature) Date/Time
1110

Notes:
Report to Alina Satkosti and Andy Stehn
AStehn@trcsolutions.com

Lab Use Only
Shipper Name UPS
Air Bill #
Temp (°C) 12
Condition Good
Custody Seals Intact? Yes No None
Work Order # 1504258

5/23/2016

Ms. Alina Satkoski
Madison-Kipp Corporation
201 Waubesa Street

Madison WI 53704

Project Name: GETS/SVE

Project #:

Workorder #: 1605196

Dear Ms. Alina Satkoski

The following report includes the data for the above referenced project for sample(s) received on 5/10/2016 at Air Toxics Ltd.

The data and associated QC analyzed by TO-15 are compliant with the project requirements or laboratory criteria with the exception of the deviations noted in the attached case narrative.

Thank you for choosing Eurofins Air Toxics Inc. for your air analysis needs. Eurofins Air Toxics Inc. is committed to providing accurate data of the highest quality. Please feel free the Project Manager: Ausha Scott at 916-985-1000 if you have any questions regarding the data in this report.

Regards,



Ausha Scott

Project Manager

WORK ORDER #: 1605196

Work Order Summary

CLIENT:	Ms. Alina Satkoski Madison-Kipp Corporation 201 Waubesa Street Madison, WI 53704	BILL TO:	Ms. Alina Satkoski Madison-Kipp Corporation 201 Waubesa Street Madison, WI 53704
PHONE:	608-244-3511	P.O. #	107419
FAX:		PROJECT #	GETS/SVE
DATE RECEIVED:	05/10/2016	CONTACT:	Ausha Scott
DATE COMPLETED:	05/23/2016		

<u>FRACTION #</u>	<u>NAME</u>	<u>TEST</u>	<u>RECEIPT VAC./PRES.</u>	<u>FINAL PRESSURE</u>
01A	Influent	TO-15	1.6 "Hg	15.1 psi
02A	Effluent	TO-15	0.4 "Hg	14.8 psi
03A	Lab Blank	TO-15	NA	NA
03B	Lab Blank	TO-15	NA	NA
04A	CCV	TO-15	NA	NA
04B	CCV	TO-15	NA	NA
05A	LCS	TO-15	NA	NA
05AA	LCSD	TO-15	NA	NA
05B	LCS	TO-15	NA	NA
05BB	LCSD	TO-15	NA	NA

CERTIFIED BY: 

 Technical Director

DATE: 05/23/16

Certification numbers: AZ Licensure AZ0775, NJ NELAP - CA016, NY NELAP - 11291,
 TX NELAP - T104704434-15-9, UT NELAP CA0093332015-6, VA NELAP - 8113, WA NELAP - C935
 Name of Accreditation Body: NELAP/ORELAP (Oregon Environmental Laboratory Accreditation Program)
 Accreditation number: CA300005, Effective date: 10/18/2015, Expiration date: 10/17/2016.

Eurofins Air Toxics Inc. certifies that the test results contained in this report meet all requirements of the NELAC standards

This report shall not be reproduced, except in full, without the written approval of Eurofins Air Toxics, Inc.

180 BLUE RAVINE ROAD, SUITE B FOLSOM, CA - 95630
 (916) 985-1000 . (800) 985-5955 . FAX (916) 985-1020

LABORATORY NARRATIVE
EPA Method TO-15
Madison-Kipp Corporation
Workorder# 1605196

Two 1 Liter Silco Canister samples were received on May 10, 2016. The laboratory performed analysis via EPA Method TO-15 using GC/MS in the full scan mode.

This workorder was independently validated prior to submittal using 'USEPA National Functional Guidelines' as generally applied to the analysis of volatile organic compounds in air. A rules-based, logic driven, independent validation engine was employed to assess completeness, evaluate pass/fail of relevant project quality control requirements and verification of all quantified amounts.

Receiving Notes

There was a significant difference (greater than 5.0" Hg) between the measured canister receipt vacuum and that which was reported on the Chain of Custody (COC) for samples Influent and Effluent. A leak test indicated that the valve was functioning properly.

Analytical Notes

Dilution was performed on samples Influent and Effluent due to the presence of high level target species.

Definition of Data Qualifying Flags

Eight qualifiers may have been used on the data analysis sheets and indicates as follows:

B - Compound present in laboratory blank greater than reporting limit (background subtraction not performed).

J - Estimated value.

E - Exceeds instrument calibration range.

S - Saturated peak.

Q - Exceeds quality control limits.

U - Compound analyzed for but not detected above the reporting limit, LOD, or MDL value. See data page for project specific U-flag definition.

UJ- Non-detected compound associated with low bias in the CCV

N - The identification is based on presumptive evidence.

File extensions may have been used on the data analysis sheets and indicates as follows:

a-File was requantified

b-File was quantified by a second column and detector

r1-File was requantified for the purpose of reissue

**Summary of Detected Compounds
EPA METHOD TO-15 GC/MS FULL SCAN**

Client Sample ID: Influent

Lab ID#: 1605196-01A

Compound	Rpt. Limit (ppbv)	Amount (ppbv)	Rpt. Limit (ug/m3)	Amount (ug/m3)
cis-1,2-Dichloroethene	14	530	57	2100
Trichloroethene	14	340	77	1800
Tetrachloroethene	14	3100	97	21000

Client Sample ID: Effluent

Lab ID#: 1605196-02A

Compound	Rpt. Limit (ppbv)	Amount (ppbv)	Rpt. Limit (ug/m3)	Amount (ug/m3)
cis-1,2-Dichloroethene	2.0	430	8.1	1700
Trichloroethene	2.0	16	11	85
Tetrachloroethene	2.0	180	14	1200
m,p-Xylene	2.0	2.2	8.8	9.6



Air Toxics

Client Sample ID: Influent

Lab ID#: 1605196-01A

EPA METHOD TO-15 GC/MS FULL SCAN

File Name:	p051624	Date of Collection:	5/4/16 8:10:00 AM
Dil. Factor:	28.6	Date of Analysis:	5/17/16 12:55 AM

Compound	Rpt. Limit (ppbv)	Amount (ppbv)	Rpt. Limit (ug/m3)	Amount (ug/m3)
Freon 12	14	Not Detected	71	Not Detected
Freon 114	14	Not Detected	100	Not Detected
Chloromethane	140	Not Detected	300	Not Detected
Vinyl Chloride	14	Not Detected	36	Not Detected
Bromomethane	140	Not Detected	560	Not Detected
Chloroethane	57	Not Detected	150	Not Detected
Freon 11	14	Not Detected	80	Not Detected
Freon 113	14	Not Detected	110	Not Detected
1,1-Dichloroethene	14	Not Detected	57	Not Detected
Methylene Chloride	140	Not Detected	500	Not Detected
Methyl tert-butyl ether	14	Not Detected	52	Not Detected
1,1-Dichloroethane	14	Not Detected	58	Not Detected
cis-1,2-Dichloroethene	14	530	57	2100
Chloroform	14	Not Detected	70	Not Detected
1,1,1-Trichloroethane	14	Not Detected	78	Not Detected
Carbon Tetrachloride	14	Not Detected	90	Not Detected
Benzene	14	Not Detected	46	Not Detected
1,2-Dichloroethane	14	Not Detected	58	Not Detected
Trichloroethene	14	340	77	1800
1,2-Dichloropropane	14	Not Detected	66	Not Detected
cis-1,3-Dichloropropene	14	Not Detected	65	Not Detected
Toluene	14	Not Detected	54	Not Detected
trans-1,3-Dichloropropene	14	Not Detected	65	Not Detected
1,1,2-Trichloroethane	14	Not Detected	78	Not Detected
Tetrachloroethene	14	3100	97	21000
1,2-Dibromoethane (EDB)	14	Not Detected	110	Not Detected
Chlorobenzene	14	Not Detected	66	Not Detected
Ethyl Benzene	14	Not Detected	62	Not Detected
m,p-Xylene	14	Not Detected	62	Not Detected
o-Xylene	14	Not Detected	62	Not Detected
Styrene	14	Not Detected	61	Not Detected
1,1,2,2-Tetrachloroethane	14	Not Detected	98	Not Detected
1,3,5-Trimethylbenzene	14	Not Detected	70	Not Detected
1,2,4-Trimethylbenzene	14	Not Detected	70	Not Detected
1,3-Dichlorobenzene	14	Not Detected	86	Not Detected
1,4-Dichlorobenzene	14	Not Detected	86	Not Detected
alpha-Chlorotoluene	14	Not Detected	74	Not Detected
1,2-Dichlorobenzene	14	Not Detected	86	Not Detected
1,2,4-Trichlorobenzene	57	Not Detected	420	Not Detected
Hexachlorobutadiene	57	Not Detected	610	Not Detected

Container Type: 1 Liter Silco Canister

Client Sample ID: Influent

Lab ID#: 1605196-01A

EPA METHOD TO-15 GC/MS FULL SCAN

File Name:	p051624	Date of Collection: 5/4/16 8:10:00 AM
Dil. Factor:	28.6	Date of Analysis: 5/17/16 12:55 AM

Surrogates	%Recovery	Method Limits
Toluene-d8	100	70-130
1,2-Dichloroethane-d4	102	70-130
4-Bromofluorobenzene	99	70-130



Air Toxics

Client Sample ID: Effluent

Lab ID#: 1605196-02A

EPA METHOD TO-15 GC/MS FULL SCAN

File Name:	p051708	Date of Collection:	5/4/16 8:15:00 AM
Dil. Factor:	4.07	Date of Analysis:	5/17/16 05:49 PM

Compound	Rpt. Limit (ppbv)	Amount (ppbv)	Rpt. Limit (ug/m3)	Amount (ug/m3)
Freon 12	2.0	Not Detected	10	Not Detected
Freon 114	2.0	Not Detected	14	Not Detected
Chloromethane	20	Not Detected	42	Not Detected
Vinyl Chloride	2.0	Not Detected	5.2	Not Detected
Bromomethane	20	Not Detected	79	Not Detected
Chloroethane	8.1	Not Detected	21	Not Detected
Freon 11	2.0	Not Detected	11	Not Detected
Freon 113	2.0	Not Detected	16	Not Detected
1,1-Dichloroethene	2.0	Not Detected	8.1	Not Detected
Methylene Chloride	20	Not Detected	71	Not Detected
Methyl tert-butyl ether	2.0	Not Detected	7.3	Not Detected
1,1-Dichloroethane	2.0	Not Detected	8.2	Not Detected
cis-1,2-Dichloroethene	2.0	430	8.1	1700
Chloroform	2.0	Not Detected	9.9	Not Detected
1,1,1-Trichloroethane	2.0	Not Detected	11	Not Detected
Carbon Tetrachloride	2.0	Not Detected	13	Not Detected
Benzene	2.0	Not Detected	6.5	Not Detected
1,2-Dichloroethane	2.0	Not Detected	8.2	Not Detected
Trichloroethene	2.0	16	11	85
1,2-Dichloropropane	2.0	Not Detected	9.4	Not Detected
cis-1,3-Dichloropropene	2.0	Not Detected	9.2	Not Detected
Toluene	2.0	Not Detected	7.7	Not Detected
trans-1,3-Dichloropropene	2.0	Not Detected	9.2	Not Detected
1,1,2-Trichloroethane	2.0	Not Detected	11	Not Detected
Tetrachloroethene	2.0	180	14	1200
1,2-Dibromoethane (EDB)	2.0	Not Detected	16	Not Detected
Chlorobenzene	2.0	Not Detected	9.4	Not Detected
Ethyl Benzene	2.0	Not Detected	8.8	Not Detected
m,p-Xylene	2.0	2.2	8.8	9.6
o-Xylene	2.0	Not Detected	8.8	Not Detected
Styrene	2.0	Not Detected	8.7	Not Detected
1,1,2,2-Tetrachloroethane	2.0	Not Detected	14	Not Detected
1,3,5-Trimethylbenzene	2.0	Not Detected	10	Not Detected
1,2,4-Trimethylbenzene	2.0	Not Detected	10	Not Detected
1,3-Dichlorobenzene	2.0	Not Detected	12	Not Detected
1,4-Dichlorobenzene	2.0	Not Detected	12	Not Detected
alpha-Chlorotoluene	2.0	Not Detected	10	Not Detected
1,2-Dichlorobenzene	2.0	Not Detected	12	Not Detected
1,2,4-Trichlorobenzene	8.1	Not Detected	60	Not Detected
Hexachlorobutadiene	8.1	Not Detected	87	Not Detected

Container Type: 1 Liter Silco Canister



Air Toxics

Client Sample ID: Effluent

Lab ID#: 1605196-02A

EPA METHOD TO-15 GC/MS FULL SCAN

File Name:	p051708	Date of Collection:	5/4/16 8:15:00 AM
Dil. Factor:	4.07	Date of Analysis:	5/17/16 05:49 PM

Surrogates	%Recovery	Method Limits
Toluene-d8	103	70-130
1,2-Dichloroethane-d4	98	70-130
4-Bromofluorobenzene	97	70-130



Air Toxics

Client Sample ID: Lab Blank

Lab ID#: 1605196-03A

EPA METHOD TO-15 GC/MS FULL SCAN

File Name:	p051607	Date of Collection:	NA
Dil. Factor:	1.00	Date of Analysis:	5/16/16 03:27 PM

Compound	Rpt. Limit (ppbv)	Amount (ppbv)	Rpt. Limit (ug/m3)	Amount (ug/m3)
Freon 12	0.50	Not Detected	2.5	Not Detected
Freon 114	0.50	Not Detected	3.5	Not Detected
Chloromethane	5.0	Not Detected	10	Not Detected
Vinyl Chloride	0.50	Not Detected	1.3	Not Detected
Bromomethane	5.0	Not Detected	19	Not Detected
Chloroethane	2.0	Not Detected	5.3	Not Detected
Freon 11	0.50	Not Detected	2.8	Not Detected
Freon 113	0.50	Not Detected	3.8	Not Detected
1,1-Dichloroethene	0.50	Not Detected	2.0	Not Detected
Methylene Chloride	5.0	Not Detected	17	Not Detected
Methyl tert-butyl ether	0.50	Not Detected	1.8	Not Detected
1,1-Dichloroethane	0.50	Not Detected	2.0	Not Detected
cis-1,2-Dichloroethene	0.50	Not Detected	2.0	Not Detected
Chloroform	0.50	Not Detected	2.4	Not Detected
1,1,1-Trichloroethane	0.50	Not Detected	2.7	Not Detected
Carbon Tetrachloride	0.50	Not Detected	3.1	Not Detected
Benzene	0.50	Not Detected	1.6	Not Detected
1,2-Dichloroethane	0.50	Not Detected	2.0	Not Detected
Trichloroethene	0.50	Not Detected	2.7	Not Detected
1,2-Dichloropropane	0.50	Not Detected	2.3	Not Detected
cis-1,3-Dichloropropene	0.50	Not Detected	2.3	Not Detected
Toluene	0.50	Not Detected	1.9	Not Detected
trans-1,3-Dichloropropene	0.50	Not Detected	2.3	Not Detected
1,1,2-Trichloroethane	0.50	Not Detected	2.7	Not Detected
Tetrachloroethene	0.50	Not Detected	3.4	Not Detected
1,2-Dibromoethane (EDB)	0.50	Not Detected	3.8	Not Detected
Chlorobenzene	0.50	Not Detected	2.3	Not Detected
Ethyl Benzene	0.50	Not Detected	2.2	Not Detected
m,p-Xylene	0.50	Not Detected	2.2	Not Detected
o-Xylene	0.50	Not Detected	2.2	Not Detected
Styrene	0.50	Not Detected	2.1	Not Detected
1,1,2,2-Tetrachloroethane	0.50	Not Detected	3.4	Not Detected
1,3,5-Trimethylbenzene	0.50	Not Detected	2.4	Not Detected
1,2,4-Trimethylbenzene	0.50	Not Detected	2.4	Not Detected
1,3-Dichlorobenzene	0.50	Not Detected	3.0	Not Detected
1,4-Dichlorobenzene	0.50	Not Detected	3.0	Not Detected
alpha-Chlorotoluene	0.50	Not Detected	2.6	Not Detected
1,2-Dichlorobenzene	0.50	Not Detected	3.0	Not Detected
1,2,4-Trichlorobenzene	2.0	Not Detected	15	Not Detected
Hexachlorobutadiene	2.0	Not Detected	21	Not Detected

Container Type: NA - Not Applicable



Air Toxics

Client Sample ID: Lab Blank

Lab ID#: 1605196-03A

EPA METHOD TO-15 GC/MS FULL SCAN

File Name:	p051607	Date of Collection: NA
Dil. Factor:	1.00	Date of Analysis: 5/16/16 03:27 PM

Surrogates	%Recovery	Method Limits
Toluene-d8	102	70-130
1,2-Dichloroethane-d4	102	70-130
4-Bromofluorobenzene	98	70-130



Air Toxics

Client Sample ID: Lab Blank

Lab ID#: 1605196-03B

EPA METHOD TO-15 GC/MS FULL SCAN

File Name:	p051707	Date of Collection:	NA
Dil. Factor:	1.00	Date of Analysis:	5/17/16 01:48 PM

Compound	Rpt. Limit (ppbv)	Amount (ppbv)	Rpt. Limit (ug/m3)	Amount (ug/m3)
Freon 12	0.50	Not Detected	2.5	Not Detected
Freon 114	0.50	Not Detected	3.5	Not Detected
Chloromethane	5.0	Not Detected	10	Not Detected
Vinyl Chloride	0.50	Not Detected	1.3	Not Detected
Bromomethane	5.0	Not Detected	19	Not Detected
Chloroethane	2.0	Not Detected	5.3	Not Detected
Freon 11	0.50	Not Detected	2.8	Not Detected
Freon 113	0.50	Not Detected	3.8	Not Detected
1,1-Dichloroethene	0.50	Not Detected	2.0	Not Detected
Methylene Chloride	5.0	Not Detected	17	Not Detected
Methyl tert-butyl ether	0.50	Not Detected	1.8	Not Detected
1,1-Dichloroethane	0.50	Not Detected	2.0	Not Detected
cis-1,2-Dichloroethene	0.50	Not Detected	2.0	Not Detected
Chloroform	0.50	Not Detected	2.4	Not Detected
1,1,1-Trichloroethane	0.50	Not Detected	2.7	Not Detected
Carbon Tetrachloride	0.50	Not Detected	3.1	Not Detected
Benzene	0.50	Not Detected	1.6	Not Detected
1,2-Dichloroethane	0.50	Not Detected	2.0	Not Detected
Trichloroethene	0.50	Not Detected	2.7	Not Detected
1,2-Dichloropropane	0.50	Not Detected	2.3	Not Detected
cis-1,3-Dichloropropene	0.50	Not Detected	2.3	Not Detected
Toluene	0.50	Not Detected	1.9	Not Detected
trans-1,3-Dichloropropene	0.50	Not Detected	2.3	Not Detected
1,1,2-Trichloroethane	0.50	Not Detected	2.7	Not Detected
Tetrachloroethene	0.50	Not Detected	3.4	Not Detected
1,2-Dibromoethane (EDB)	0.50	Not Detected	3.8	Not Detected
Chlorobenzene	0.50	Not Detected	2.3	Not Detected
Ethyl Benzene	0.50	Not Detected	2.2	Not Detected
m,p-Xylene	0.50	Not Detected	2.2	Not Detected
o-Xylene	0.50	Not Detected	2.2	Not Detected
Styrene	0.50	Not Detected	2.1	Not Detected
1,1,2,2-Tetrachloroethane	0.50	Not Detected	3.4	Not Detected
1,3,5-Trimethylbenzene	0.50	Not Detected	2.4	Not Detected
1,2,4-Trimethylbenzene	0.50	Not Detected	2.4	Not Detected
1,3-Dichlorobenzene	0.50	Not Detected	3.0	Not Detected
1,4-Dichlorobenzene	0.50	Not Detected	3.0	Not Detected
alpha-Chlorotoluene	0.50	Not Detected	2.6	Not Detected
1,2-Dichlorobenzene	0.50	Not Detected	3.0	Not Detected
1,2,4-Trichlorobenzene	2.0	Not Detected	15	Not Detected
Hexachlorobutadiene	2.0	Not Detected	21	Not Detected

Container Type: NA - Not Applicable

Client Sample ID: Lab Blank

Lab ID#: 1605196-03B

EPA METHOD TO-15 GC/MS FULL SCAN

File Name:	p051707	Date of Collection: NA
Dil. Factor:	1.00	Date of Analysis: 5/17/16 01:48 PM

Surrogates	%Recovery	Method Limits
Toluene-d8	102	70-130
1,2-Dichloroethane-d4	97	70-130
4-Bromofluorobenzene	96	70-130



Air Toxics

Client Sample ID: CCV

Lab ID#: 1605196-04A

EPA METHOD TO-15 GC/MS FULL SCAN

File Name:	p051602	Date of Collection: NA
Dil. Factor:	1.00	Date of Analysis: 5/16/16 10:38 AM

Compound	%Recovery
Freon 12	98
Freon 114	96
Chloromethane	120
Vinyl Chloride	120
Bromomethane	97
Chloroethane	102
Freon 11	96
Freon 113	97
1,1-Dichloroethene	96
Methylene Chloride	100
Methyl tert-butyl ether	95
1,1-Dichloroethane	100
cis-1,2-Dichloroethene	106
Chloroform	102
1,1,1-Trichloroethane	96
Carbon Tetrachloride	92
Benzene	98
1,2-Dichloroethane	104
Trichloroethene	97
1,2-Dichloropropane	102
cis-1,3-Dichloropropene	99
Toluene	97
trans-1,3-Dichloropropene	101
1,1,2-Trichloroethane	101
Tetrachloroethene	102
1,2-Dibromoethane (EDB)	103
Chlorobenzene	100
Ethyl Benzene	98
m,p-Xylene	100
o-Xylene	102
Styrene	101
1,1,1,2-Tetrachloroethane	101
1,3,5-Trimethylbenzene	98
1,2,4-Trimethylbenzene	97
1,3-Dichlorobenzene	98
1,4-Dichlorobenzene	96
alpha-Chlorotoluene	97
1,2-Dichlorobenzene	98
1,2,4-Trichlorobenzene	90
Hexachlorobutadiene	88

Container Type: NA - Not Applicable



Air Toxics

Client Sample ID: CCV

Lab ID#: 1605196-04A

EPA METHOD TO-15 GC/MS FULL SCAN

File Name:	p051602	Date of Collection:	NA
Dil. Factor:	1.00	Date of Analysis:	5/16/16 10:38 AM

Surrogates	%Recovery	Method Limits
Toluene-d8	99	70-130
1,2-Dichloroethane-d4	99	70-130
4-Bromofluorobenzene	101	70-130

Client Sample ID: CCV

Lab ID#: 1605196-04B

EPA METHOD TO-15 GC/MS FULL SCAN

File Name:	p051702	Date of Collection: NA
Dil. Factor:	1.00	Date of Analysis: 5/17/16 11:16 AM

Compound	%Recovery
Freon 12	100
Freon 114	100
Chloromethane	126
Vinyl Chloride	113
Bromomethane	100
Chloroethane	109
Freon 11	101
Freon 113	100
1,1-Dichloroethene	99
Methylene Chloride	107
Methyl tert-butyl ether	100
1,1-Dichloroethane	103
cis-1,2-Dichloroethene	112
Chloroform	105
1,1,1-Trichloroethane	101
Carbon Tetrachloride	94
Benzene	101
1,2-Dichloroethane	107
Trichloroethene	100
1,2-Dichloropropane	103
cis-1,3-Dichloropropene	102
Toluene	100
trans-1,3-Dichloropropene	103
1,1,2-Trichloroethane	104
Tetrachloroethene	101
1,2-Dibromoethane (EDB)	106
Chlorobenzene	101
Ethyl Benzene	102
m,p-Xylene	100
o-Xylene	104
Styrene	102
1,1,2,2-Tetrachloroethane	103
1,3,5-Trimethylbenzene	98
1,2,4-Trimethylbenzene	98
1,3-Dichlorobenzene	99
1,4-Dichlorobenzene	98
alpha-Chlorotoluene	99
1,2-Dichlorobenzene	99
1,2,4-Trichlorobenzene	92
Hexachlorobutadiene	90

Container Type: NA - Not Applicable



Air Toxics

Client Sample ID: CCV

Lab ID#: 1605196-04B

EPA METHOD TO-15 GC/MS FULL SCAN

File Name:	p051702	Date of Collection: NA
Dil. Factor:	1.00	Date of Analysis: 5/17/16 11:16 AM

Surrogates	%Recovery	Method Limits
Toluene-d8	100	70-130
1,2-Dichloroethane-d4	104	70-130
4-Bromofluorobenzene	102	70-130



Air Toxics

Client Sample ID: LCS

Lab ID#: 1605196-05A

EPA METHOD TO-15 GC/MS FULL SCAN

File Name:	p051603	Date of Collection: NA
Dil. Factor:	1.00	Date of Analysis: 5/16/16 11:03 AM

Compound	%Recovery	Method Limits
Freon 12	98	70-130
Freon 114	98	70-130
Chloromethane	124	70-130
Vinyl Chloride	122	70-130
Bromomethane	96	70-130
Chloroethane	103	70-130
Freon 11	98	70-130
Freon 113	96	70-130
1,1-Dichloroethene	97	70-130
Methylene Chloride	98	70-130
Methyl tert-butyl ether	94	70-130
1,1-Dichloroethane	97	70-130
cis-1,2-Dichloroethene	100	70-130
Chloroform	98	70-130
1,1,1-Trichloroethane	94	70-130
Carbon Tetrachloride	92	70-130
Benzene	92	70-130
1,2-Dichloroethane	98	70-130
Trichloroethene	95	70-130
1,2-Dichloropropane	97	70-130
cis-1,3-Dichloropropene	92	70-130
Toluene	95	70-130
trans-1,3-Dichloropropene	96	70-130
1,1,2-Trichloroethane	97	70-130
Tetrachloroethene	95	70-130
1,2-Dibromoethane (EDB)	97	70-130
Chlorobenzene	96	70-130
Ethyl Benzene	94	70-130
m,p-Xylene	96	70-130
o-Xylene	100	70-130
Styrene	102	70-130
1,1,2,2-Tetrachloroethane	98	70-130
1,3,5-Trimethylbenzene	96	70-130
1,2,4-Trimethylbenzene	97	70-130
1,3-Dichlorobenzene	97	70-130
1,4-Dichlorobenzene	95	70-130
alpha-Chlorotoluene	97	70-130
1,2-Dichlorobenzene	96	70-130
1,2,4-Trichlorobenzene	93	70-130
Hexachlorobutadiene	90	70-130

Container Type: NA - Not Applicable



Air Toxics

Client Sample ID: LCS

Lab ID#: 1605196-05A

EPA METHOD TO-15 GC/MS FULL SCAN

File Name:	p051603	Date of Collection: NA
Dil. Factor:	1.00	Date of Analysis: 5/16/16 11:03 AM

Surrogates	%Recovery	Method Limits
Toluene-d8	99	70-130
1,2-Dichloroethane-d4	103	70-130
4-Bromofluorobenzene	99	70-130



Air Toxics

Client Sample ID: LCSD

Lab ID#: 1605196-05AA

EPA METHOD TO-15 GC/MS FULL SCAN

File Name:	p051604	Date of Collection: NA
Dil. Factor:	1.00	Date of Analysis: 5/16/16 11:28 AM

Compound	%Recovery	Method Limits
Freon 12	96	70-130
Freon 114	98	70-130
Chloromethane	123	70-130
Vinyl Chloride	111	70-130
Bromomethane	97	70-130
Chloroethane	100	70-130
Freon 11	98	70-130
Freon 113	96	70-130
1,1-Dichloroethene	96	70-130
Methylene Chloride	98	70-130
Methyl tert-butyl ether	94	70-130
1,1-Dichloroethane	98	70-130
cis-1,2-Dichloroethene	101	70-130
Chloroform	98	70-130
1,1,1-Trichloroethane	96	70-130
Carbon Tetrachloride	93	70-130
Benzene	91	70-130
1,2-Dichloroethane	98	70-130
Trichloroethene	92	70-130
1,2-Dichloropropane	96	70-130
cis-1,3-Dichloropropene	90	70-130
Toluene	94	70-130
trans-1,3-Dichloropropene	94	70-130
1,1,2-Trichloroethane	96	70-130
Tetrachloroethene	94	70-130
1,2-Dibromoethane (EDB)	98	70-130
Chlorobenzene	94	70-130
Ethyl Benzene	94	70-130
m,p-Xylene	94	70-130
o-Xylene	98	70-130
Styrene	100	70-130
1,1,2,2-Tetrachloroethane	97	70-130
1,3,5-Trimethylbenzene	97	70-130
1,2,4-Trimethylbenzene	95	70-130
1,3-Dichlorobenzene	94	70-130
1,4-Dichlorobenzene	92	70-130
alpha-Chlorotoluene	97	70-130
1,2-Dichlorobenzene	96	70-130
1,2,4-Trichlorobenzene	98	70-130
Hexachlorobutadiene	94	70-130

Container Type: NA - Not Applicable

Client Sample ID: LCSD

Lab ID#: 1605196-05AA

EPA METHOD TO-15 GC/MS FULL SCAN

File Name:	p051604	Date of Collection:	NA
Dil. Factor:	1.00	Date of Analysis:	5/16/16 11:28 AM

Surrogates	%Recovery	Method Limits
Toluene-d8	100	70-130
1,2-Dichloroethane-d4	103	70-130
4-Bromofluorobenzene	98	70-130



Air Toxics

Client Sample ID: LCS

Lab ID#: 1605196-05B

EPA METHOD TO-15 GC/MS FULL SCAN

File Name:	p051703	Date of Collection: NA
Dil. Factor:	1.00	Date of Analysis: 5/17/16 11:40 AM

Compound	%Recovery	Method Limits
Freon 12	99	70-130
Freon 114	100	70-130
Chloromethane	126	70-130
Vinyl Chloride	126	70-130
Bromomethane	100	70-130
Chloroethane	109	70-130
Freon 11	100	70-130
Freon 113	99	70-130
1,1-Dichloroethene	98	70-130
Methylene Chloride	103	70-130
Methyl tert-butyl ether	96	70-130
1,1-Dichloroethane	100	70-130
cis-1,2-Dichloroethene	103	70-130
Chloroform	102	70-130
1,1,1-Trichloroethane	98	70-130
Carbon Tetrachloride	94	70-130
Benzene	93	70-130
1,2-Dichloroethane	97	70-130
Trichloroethene	95	70-130
1,2-Dichloropropane	98	70-130
cis-1,3-Dichloropropene	90	70-130
Toluene	95	70-130
trans-1,3-Dichloropropene	97	70-130
1,1,2-Trichloroethane	97	70-130
Tetrachloroethene	98	70-130
1,2-Dibromoethane (EDB)	98	70-130
Chlorobenzene	95	70-130
Ethyl Benzene	96	70-130
m,p-Xylene	96	70-130
o-Xylene	101	70-130
Styrene	102	70-130
1,1,2,2-Tetrachloroethane	99	70-130
1,3,5-Trimethylbenzene	96	70-130
1,2,4-Trimethylbenzene	98	70-130
1,3-Dichlorobenzene	96	70-130
1,4-Dichlorobenzene	92	70-130
alpha-Chlorotoluene	98	70-130
1,2-Dichlorobenzene	96	70-130
1,2,4-Trichlorobenzene	92	70-130
Hexachlorobutadiene	90	70-130

Container Type: NA - Not Applicable



Air Toxics

Client Sample ID: LCS

Lab ID#: 1605196-05B

EPA METHOD TO-15 GC/MS FULL SCAN

File Name:	p051703	Date of Collection: NA
Dil. Factor:	1.00	Date of Analysis: 5/17/16 11:40 AM

Surrogates	%Recovery	Method Limits
Toluene-d8	100	70-130
1,2-Dichloroethane-d4	106	70-130
4-Bromofluorobenzene	101	70-130



Air Toxics

Client Sample ID: LCSD

Lab ID#: 1605196-05BB

EPA METHOD TO-15 GC/MS FULL SCAN

File Name:	p051704	Date of Collection: NA
Dil. Factor:	1.00	Date of Analysis: 5/17/16 12:05 PM

Compound	%Recovery	Method Limits
Freon 12	98	70-130
Freon 114	98	70-130
Chloromethane	124	70-130
Vinyl Chloride	120	70-130
Bromomethane	99	70-130
Chloroethane	105	70-130
Freon 11	98	70-130
Freon 113	96	70-130
1,1-Dichloroethene	97	70-130
Methylene Chloride	101	70-130
Methyl tert-butyl ether	94	70-130
1,1-Dichloroethane	99	70-130
cis-1,2-Dichloroethene	102	70-130
Chloroform	100	70-130
1,1,1-Trichloroethane	94	70-130
Carbon Tetrachloride	91	70-130
Benzene	93	70-130
1,2-Dichloroethane	99	70-130
Trichloroethene	92	70-130
1,2-Dichloropropane	98	70-130
cis-1,3-Dichloropropene	88	70-130
Toluene	95	70-130
trans-1,3-Dichloropropene	93	70-130
1,1,2-Trichloroethane	95	70-130
Tetrachloroethene	93	70-130
1,2-Dibromoethane (EDB)	94	70-130
Chlorobenzene	93	70-130
Ethyl Benzene	91	70-130
m,p-Xylene	92	70-130
o-Xylene	98	70-130
Styrene	98	70-130
1,1,2,2-Tetrachloroethane	96	70-130
1,3,5-Trimethylbenzene	96	70-130
1,2,4-Trimethylbenzene	95	70-130
1,3-Dichlorobenzene	94	70-130
1,4-Dichlorobenzene	92	70-130
alpha-Chlorotoluene	95	70-130
1,2-Dichlorobenzene	94	70-130
1,2,4-Trichlorobenzene	95	70-130
Hexachlorobutadiene	92	70-130

Container Type: NA - Not Applicable



Air Toxics

Client Sample ID: LCSD

Lab ID#: 1605196-05BB

EPA METHOD TO-15 GC/MS FULL SCAN

File Name:	p051704	Date of Collection: NA
Dil. Factor:	1.00	Date of Analysis: 5/17/16 12:05 PM

Surrogates	%Recovery	Method Limits
Toluene-d8	101	70-130
1,2-Dichloroethane-d4	104	70-130
4-Bromofluorobenzene	98	70-130



Sample Transportation Notice

Relinquishing signature on this document indicates that sample is being shipped in compliance with all applicable local, State, Federal, national, and international laws, regulations and ordinances of any kind. Air Toxics Limited assumes no liability with respect to the collection, handling or shipping of these samples. Relinquishing signature also indicates agreement to hold harmless, defend, and indemnify Air Toxics Limited against any claim, demand, or action, of any kind, related to the collection, handling, or shipping of samples. D.O.T. Hotline (800) 467-4922

180 BLUE RAVINE ROAD, SUITE B
FOLSOM, CA 95630-4719
(916) 985-1000 FAX (916) 985-1020

Page 1 of 1

Project Manager Alina Sotkowski
 Collected by: (Print and Sign) Alina Sotkowski alinas@wpa.com
 Company MPC Email _____
 Address 201 Waverly St City Madison State WI Zip 53704
 Phone 608 242 5200 Fax _____

Project Info: P.O. # <u>10749</u> Project # _____ Project Name <u>GETS/SVE</u>	Turn Around Time: <input checked="" type="checkbox"/> Normal <input type="checkbox"/> Rush	<i>Lab Use Only</i> Pressurized by: Date: Pressurization Gas: N ₂ He
	<i>specify</i>	

Lab I.D.	Field Sample I.D. (Location)	Can #	Date of Collection	Time of Collection	Analyses Requested	Canister Pressure/Vacuum			
						Initial	Final	Receipt	Final (psi)
01A	Influent	36416	5/4/16	8:10	TD-15	7-30	-7		
02A	Effluent	3551	5/4/16	8:15	TD-15	7-30	-10		

Relinquished by: (signature) Date/Time <u>Alina Sotkowski</u> 5/4/16 1400	Received by: (signature) Date/Time <u>Li Li</u> EATL 5/10/16 1056	Notes: Report to Alina Sotkowski and Andy Stehn astehn@trcsolutions.com
Relinquished by: (signature) Date/Time	Received by: (signature) Date/Time	
Relinquished by: (signature) Date/Time	Received by: (signature) Date/Time	

Lab Use Only	Shipper Name	Air Bill #	Temp (°C)	Condition	Custody Seals Intact?	Work Order #
	<u>WPS</u>		<u>N/A</u>	<u>Good</u>	Yes No <u>None</u>	<u>RA 5/11/16 1605</u> 1605196

6/22/2016

Ms. Alina Satkoski
Madison-Kipp Corporation
201 Waubesa Street

Madison WI 53704

Project Name: GETS/SVE

Project #:

Workorder #: 1606256

Dear Ms. Alina Satkoski

The following report includes the data for the above referenced project for sample(s) received on 6/13/2016 at Air Toxics Ltd.

The data and associated QC analyzed by TO-15 are compliant with the project requirements or laboratory criteria with the exception of the deviations noted in the attached case narrative.

Thank you for choosing Eurofins Air Toxics Inc. for your air analysis needs. Eurofins Air Toxics Inc. is committed to providing accurate data of the highest quality. Please feel free the Project Manager: Ausha Scott at 916-985-1000 if you have any questions regarding the data in this report.

Regards,



Ausha Scott

Project Manager

WORK ORDER #: 1606256

Work Order Summary

CLIENT:	Ms. Alina Satkoski Madison-Kipp Corporation 201 Waubesa Street Madison, WI 53704	BILL TO:	Ms. Alina Satkoski Madison-Kipp Corporation 201 Waubesa Street Madison, WI 53704
PHONE:	608-244-3511	P.O. #	107419
FAX:		PROJECT #	GETS/SVE
DATE RECEIVED:	06/13/2016	CONTACT:	Ausha Scott
DATE COMPLETED:	06/22/2016		

<u>FRACTION #</u>	<u>NAME</u>	<u>TEST</u>	<u>RECEIPT VAC./PRES.</u>	<u>FINAL PRESSURE</u>
01A	Influent	TO-15	5.0 "Hg	15psi
02A	Effluent	TO-15	3.0 "Hg	15psi
03A	Lab Blank	TO-15	NA	NA
04A	CCV	TO-15	NA	NA
05A	LCS	TO-15	NA	NA
05AA	LCSD	TO-15	NA	NA

CERTIFIED BY: 

 Technical Director

DATE: 06/22/16

Certification numbers: AZ Licensure AZ0775, NJ NELAP - CA016, NY NELAP - 11291,
 TX NELAP - T104704434-15-9, UT NELAP CA0093332015-6, VA NELAP - 8113, WA NELAP - C935
 Name of Accreditation Body: NELAP/ORELAP (Oregon Environmental Laboratory Accreditation Program)
 Accreditation number: CA300005, Effective date: 10/18/2015, Expiration date: 10/17/2016.

Eurofins Air Toxics Inc. certifies that the test results contained in this report meet all requirements of the NELAC standards

This report shall not be reproduced, except in full, without the written approval of Eurofins Air Toxics, Inc.

180 BLUE RAVINE ROAD, SUITE B FOLSOM, CA - 95630
 (916) 985-1000 . (800) 985-5955 . FAX (916) 985-1020

LABORATORY NARRATIVE
EPA Method TO-15
Madison-Kipp Corporation
Workorder# 1606256

Two 1 Liter Silco Canister samples were received on June 13, 2016. The laboratory performed analysis via EPA Method TO-15 using GC/MS in the full scan mode.

This workorder was independently validated prior to submittal using 'USEPA National Functional Guidelines' as generally applied to the analysis of volatile organic compounds in air. A rules-based, logic driven, independent validation engine was employed to assess completeness, evaluate pass/fail of relevant project quality control requirements and verification of all quantified amounts.

Receiving Notes

The Chain of Custody (COC) information for sample Influent did not match the information on the canister with regard to canister identification. The client was notified of the discrepancy and the information on the canister was used to process and report the sample.

Analytical Notes

Dilutions were performed on samples Influent and Effluent due to the presence of high level target species.

Definition of Data Qualifying Flags

Eight qualifiers may have been used on the data analysis sheets and indicates as follows:

B - Compound present in laboratory blank greater than reporting limit (background subtraction not performed).

J - Estimated value.

E - Exceeds instrument calibration range.

S - Saturated peak.

Q - Exceeds quality control limits.

U - Compound analyzed for but not detected above the reporting limit, LOD, or MDL value. See data page for project specific U-flag definition.

UJ- Non-detected compound associated with low bias in the CCV

N - The identification is based on presumptive evidence.

File extensions may have been used on the data analysis sheets and indicates as follows:

a-File was requantified

b-File was quantified by a second column and detector

r1-File was requantified for the purpose of reissue

**Summary of Detected Compounds
EPA METHOD TO-15 GC/MS FULL SCAN**

Client Sample ID: Influent

Lab ID#: 1606256-01A

Compound	Rpt. Limit (ppbv)	Amount (ppbv)	Rpt. Limit (ug/m3)	Amount (ug/m3)
cis-1,2-Dichloroethene	16	440	64	1800
Trichloroethene	16	400	87	2200
Tetrachloroethene	16	3700	110	25000

Client Sample ID: Effluent

Lab ID#: 1606256-02A

Compound	Rpt. Limit (ppbv)	Amount (ppbv)	Rpt. Limit (ug/m3)	Amount (ug/m3)
cis-1,2-Dichloroethene	2.2	450	8.9	1800
Trichloroethene	2.2	17	12	91
Toluene	2.2	18	8.4	70
Tetrachloroethene	2.2	180	15	1200
m,p-Xylene	2.2	2.4	9.7	11



Air Toxics

Client Sample ID: Influent

Lab ID#: 1606256-01A

EPA METHOD TO-15 GC/MS FULL SCAN

File Name:	3061511	Date of Collection:	6/7/16 8:10:00 AM
Dil. Factor:	32.3	Date of Analysis:	6/15/16 05:08 PM

Compound	Rpt. Limit (ppbv)	Amount (ppbv)	Rpt. Limit (ug/m3)	Amount (ug/m3)
Freon 12	16	Not Detected	80	Not Detected
Freon 114	16	Not Detected	110	Not Detected
Chloromethane	160	Not Detected	330	Not Detected
Vinyl Chloride	16	Not Detected	41	Not Detected
Bromomethane	160	Not Detected	630	Not Detected
Chloroethane	65	Not Detected	170	Not Detected
Freon 11	16	Not Detected	91	Not Detected
Freon 113	16	Not Detected	120	Not Detected
1,1-Dichloroethene	16	Not Detected	64	Not Detected
Methylene Chloride	160	Not Detected	560	Not Detected
Methyl tert-butyl ether	16	Not Detected	58	Not Detected
1,1-Dichloroethane	16	Not Detected	65	Not Detected
cis-1,2-Dichloroethene	16	440	64	1800
Chloroform	16	Not Detected	79	Not Detected
1,1,1-Trichloroethane	16	Not Detected	88	Not Detected
Carbon Tetrachloride	16	Not Detected	100	Not Detected
Benzene	16	Not Detected	52	Not Detected
1,2-Dichloroethane	16	Not Detected	65	Not Detected
Trichloroethene	16	400	87	2200
1,2-Dichloropropane	16	Not Detected	75	Not Detected
cis-1,3-Dichloropropene	16	Not Detected	73	Not Detected
Toluene	16	Not Detected	61	Not Detected
trans-1,3-Dichloropropene	16	Not Detected	73	Not Detected
1,1,2-Trichloroethane	16	Not Detected	88	Not Detected
Tetrachloroethene	16	3700	110	25000
1,2-Dibromoethane (EDB)	16	Not Detected	120	Not Detected
Chlorobenzene	16	Not Detected	74	Not Detected
Ethyl Benzene	16	Not Detected	70	Not Detected
m,p-Xylene	16	Not Detected	70	Not Detected
o-Xylene	16	Not Detected	70	Not Detected
Styrene	16	Not Detected	69	Not Detected
1,1,2,2-Tetrachloroethane	16	Not Detected	110	Not Detected
1,3,5-Trimethylbenzene	16	Not Detected	79	Not Detected
1,2,4-Trimethylbenzene	16	Not Detected	79	Not Detected
1,3-Dichlorobenzene	16	Not Detected	97	Not Detected
1,4-Dichlorobenzene	16	Not Detected	97	Not Detected
alpha-Chlorotoluene	16	Not Detected	84	Not Detected
1,2-Dichlorobenzene	16	Not Detected	97	Not Detected
1,2,4-Trichlorobenzene	65	Not Detected	480	Not Detected
Hexachlorobutadiene	65	Not Detected	690	Not Detected

Container Type: 1 Liter Silco Canister



Air Toxics

Client Sample ID: Influent

Lab ID#: 1606256-01A

EPA METHOD TO-15 GC/MS FULL SCAN

File Name:	3061511	Date of Collection: 6/7/16 8:10:00 AM
Dil. Factor:	32.3	Date of Analysis: 6/15/16 05:08 PM

Surrogates	%Recovery	Method Limits
Toluene-d8	99	70-130
1,2-Dichloroethane-d4	90	70-130
4-Bromofluorobenzene	96	70-130



Air Toxics

Client Sample ID: Effluent

Lab ID#: 1606256-02A

EPA METHOD TO-15 GC/MS FULL SCAN

File Name:	3061510	Date of Collection:	6/7/16 8:00:00 AM
Dil. Factor:	4.49	Date of Analysis:	6/15/16 04:46 PM

Compound	Rpt. Limit (ppbv)	Amount (ppbv)	Rpt. Limit (ug/m3)	Amount (ug/m3)
Freon 12	2.2	Not Detected	11	Not Detected
Freon 114	2.2	Not Detected	16	Not Detected
Chloromethane	22	Not Detected	46	Not Detected
Vinyl Chloride	2.2	Not Detected	5.7	Not Detected
Bromomethane	22	Not Detected	87	Not Detected
Chloroethane	9.0	Not Detected	24	Not Detected
Freon 11	2.2	Not Detected	13	Not Detected
Freon 113	2.2	Not Detected	17	Not Detected
1,1-Dichloroethene	2.2	Not Detected	8.9	Not Detected
Methylene Chloride	22	Not Detected	78	Not Detected
Methyl tert-butyl ether	2.2	Not Detected	8.1	Not Detected
1,1-Dichloroethane	2.2	Not Detected	9.1	Not Detected
cis-1,2-Dichloroethene	2.2	450	8.9	1800
Chloroform	2.2	Not Detected	11	Not Detected
1,1,1-Trichloroethane	2.2	Not Detected	12	Not Detected
Carbon Tetrachloride	2.2	Not Detected	14	Not Detected
Benzene	2.2	Not Detected	7.2	Not Detected
1,2-Dichloroethane	2.2	Not Detected	9.1	Not Detected
Trichloroethene	2.2	17	12	91
1,2-Dichloropropane	2.2	Not Detected	10	Not Detected
cis-1,3-Dichloropropene	2.2	Not Detected	10	Not Detected
Toluene	2.2	18	8.4	70
trans-1,3-Dichloropropene	2.2	Not Detected	10	Not Detected
1,1,2-Trichloroethane	2.2	Not Detected	12	Not Detected
Tetrachloroethene	2.2	180	15	1200
1,2-Dibromoethane (EDB)	2.2	Not Detected	17	Not Detected
Chlorobenzene	2.2	Not Detected	10	Not Detected
Ethyl Benzene	2.2	Not Detected	9.7	Not Detected
m,p-Xylene	2.2	2.4	9.7	11
o-Xylene	2.2	Not Detected	9.7	Not Detected
Styrene	2.2	Not Detected	9.6	Not Detected
1,1,2,2-Tetrachloroethane	2.2	Not Detected	15	Not Detected
1,3,5-Trimethylbenzene	2.2	Not Detected	11	Not Detected
1,2,4-Trimethylbenzene	2.2	Not Detected	11	Not Detected
1,3-Dichlorobenzene	2.2	Not Detected	13	Not Detected
1,4-Dichlorobenzene	2.2	Not Detected	13	Not Detected
alpha-Chlorotoluene	2.2	Not Detected	12	Not Detected
1,2-Dichlorobenzene	2.2	Not Detected	13	Not Detected
1,2,4-Trichlorobenzene	9.0	Not Detected	67	Not Detected
Hexachlorobutadiene	9.0	Not Detected	96	Not Detected

Container Type: 1 Liter Silco Canister



Air Toxics

Client Sample ID: Effluent

Lab ID#: 1606256-02A

EPA METHOD TO-15 GC/MS FULL SCAN

File Name:	3061510	Date of Collection:	6/7/16 8:00:00 AM
Dil. Factor:	4.49	Date of Analysis:	6/15/16 04:46 PM

Surrogates	%Recovery	Method Limits
Toluene-d8	100	70-130
1,2-Dichloroethane-d4	90	70-130
4-Bromofluorobenzene	96	70-130



Air Toxics

Client Sample ID: Lab Blank

Lab ID#: 1606256-03A

EPA METHOD TO-15 GC/MS FULL SCAN

File Name:	3061506	Date of Collection:	NA
Dil. Factor:	1.00	Date of Analysis:	6/15/16 01:58 PM

Compound	Rpt. Limit (ppbv)	Amount (ppbv)	Rpt. Limit (ug/m3)	Amount (ug/m3)
Freon 12	0.50	Not Detected	2.5	Not Detected
Freon 114	0.50	Not Detected	3.5	Not Detected
Chloromethane	5.0	Not Detected	10	Not Detected
Vinyl Chloride	0.50	Not Detected	1.3	Not Detected
Bromomethane	5.0	Not Detected	19	Not Detected
Chloroethane	2.0	Not Detected	5.3	Not Detected
Freon 11	0.50	Not Detected	2.8	Not Detected
Freon 113	0.50	Not Detected	3.8	Not Detected
1,1-Dichloroethene	0.50	Not Detected	2.0	Not Detected
Methylene Chloride	5.0	Not Detected	17	Not Detected
Methyl tert-butyl ether	0.50	Not Detected	1.8	Not Detected
1,1-Dichloroethane	0.50	Not Detected	2.0	Not Detected
cis-1,2-Dichloroethene	0.50	Not Detected	2.0	Not Detected
Chloroform	0.50	Not Detected	2.4	Not Detected
1,1,1-Trichloroethane	0.50	Not Detected	2.7	Not Detected
Carbon Tetrachloride	0.50	Not Detected	3.1	Not Detected
Benzene	0.50	Not Detected	1.6	Not Detected
1,2-Dichloroethane	0.50	Not Detected	2.0	Not Detected
Trichloroethene	0.50	Not Detected	2.7	Not Detected
1,2-Dichloropropane	0.50	Not Detected	2.3	Not Detected
cis-1,3-Dichloropropene	0.50	Not Detected	2.3	Not Detected
Toluene	0.50	Not Detected	1.9	Not Detected
trans-1,3-Dichloropropene	0.50	Not Detected	2.3	Not Detected
1,1,2-Trichloroethane	0.50	Not Detected	2.7	Not Detected
Tetrachloroethene	0.50	Not Detected	3.4	Not Detected
1,2-Dibromoethane (EDB)	0.50	Not Detected	3.8	Not Detected
Chlorobenzene	0.50	Not Detected	2.3	Not Detected
Ethyl Benzene	0.50	Not Detected	2.2	Not Detected
m,p-Xylene	0.50	Not Detected	2.2	Not Detected
o-Xylene	0.50	Not Detected	2.2	Not Detected
Styrene	0.50	Not Detected	2.1	Not Detected
1,1,2,2-Tetrachloroethane	0.50	Not Detected	3.4	Not Detected
1,3,5-Trimethylbenzene	0.50	Not Detected	2.4	Not Detected
1,2,4-Trimethylbenzene	0.50	Not Detected	2.4	Not Detected
1,3-Dichlorobenzene	0.50	Not Detected	3.0	Not Detected
1,4-Dichlorobenzene	0.50	Not Detected	3.0	Not Detected
alpha-Chlorotoluene	0.50	Not Detected	2.6	Not Detected
1,2-Dichlorobenzene	0.50	Not Detected	3.0	Not Detected
1,2,4-Trichlorobenzene	2.0	Not Detected	15	Not Detected
Hexachlorobutadiene	2.0	Not Detected	21	Not Detected

Container Type: NA - Not Applicable



Air Toxics

Client Sample ID: Lab Blank

Lab ID#: 1606256-03A

EPA METHOD TO-15 GC/MS FULL SCAN

File Name:	3061506	Date of Collection: NA
Dil. Factor:	1.00	Date of Analysis: 6/15/16 01:58 PM

Surrogates	%Recovery	Method Limits
Toluene-d8	104	70-130
1,2-Dichloroethane-d4	90	70-130
4-Bromofluorobenzene	93	70-130



Air Toxics

Client Sample ID: CCV

Lab ID#: 1606256-04A

EPA METHOD TO-15 GC/MS FULL SCAN

File Name:	3061502	Date of Collection: NA
Dil. Factor:	1.00	Date of Analysis: 6/15/16 11:01 AM

Compound	%Recovery
Freon 12	88
Freon 114	92
Chloromethane	84
Vinyl Chloride	89
Bromomethane	94
Chloroethane	87
Freon 11	87
Freon 113	89
1,1-Dichloroethene	82
Methylene Chloride	86
Methyl tert-butyl ether	78
1,1-Dichloroethane	90
cis-1,2-Dichloroethene	84
Chloroform	91
1,1,1-Trichloroethane	87
Carbon Tetrachloride	88
Benzene	95
1,2-Dichloroethane	88
Trichloroethene	92
1,2-Dichloropropane	93
cis-1,3-Dichloropropene	89
Toluene	94
trans-1,3-Dichloropropene	86
1,1,2-Trichloroethane	92
Tetrachloroethene	94
1,2-Dibromoethane (EDB)	95
Chlorobenzene	96
Ethyl Benzene	92
m,p-Xylene	90
o-Xylene	89
Styrene	89
1,1,2,2-Tetrachloroethane	92
1,3,5-Trimethylbenzene	93
1,2,4-Trimethylbenzene	88
1,3-Dichlorobenzene	94
1,4-Dichlorobenzene	94
alpha-Chlorotoluene	89
1,2-Dichlorobenzene	94
1,2,4-Trichlorobenzene	97
Hexachlorobutadiene	95

Container Type: NA - Not Applicable



Air Toxics

Client Sample ID: CCV

Lab ID#: 1606256-04A

EPA METHOD TO-15 GC/MS FULL SCAN

File Name:	3061502	Date of Collection:	NA
Dil. Factor:	1.00	Date of Analysis:	6/15/16 11:01 AM

Surrogates	%Recovery	Method Limits
Toluene-d8	104	70-130
1,2-Dichloroethane-d4	86	70-130
4-Bromofluorobenzene	98	70-130



Air Toxics

Client Sample ID: LCS

Lab ID#: 1606256-05A

EPA METHOD TO-15 GC/MS FULL SCAN

File Name:	3061503	Date of Collection: NA
Dil. Factor:	1.00	Date of Analysis: 6/15/16 11:28 AM

Compound	%Recovery	Method Limits
Freon 12	89	70-130
Freon 114	94	70-130
Chloromethane	79	70-130
Vinyl Chloride	91	70-130
Bromomethane	94	70-130
Chloroethane	90	70-130
Freon 11	90	70-130
Freon 113	88	70-130
1,1-Dichloroethene	81	70-130
Methylene Chloride	86	70-130
Methyl tert-butyl ether	76	70-130
1,1-Dichloroethane	88	70-130
cis-1,2-Dichloroethene	81	70-130
Chloroform	90	70-130
1,1,1-Trichloroethane	85	70-130
Carbon Tetrachloride	86	70-130
Benzene	95	70-130
1,2-Dichloroethane	88	70-130
Trichloroethene	92	70-130
1,2-Dichloropropane	94	70-130
cis-1,3-Dichloropropene	83	70-130
Toluene	95	70-130
trans-1,3-Dichloropropene	85	70-130
1,1,2-Trichloroethane	91	70-130
Tetrachloroethene	95	70-130
1,2-Dibromoethane (EDB)	94	70-130
Chlorobenzene	93	70-130
Ethyl Benzene	90	70-130
m,p-Xylene	88	70-130
o-Xylene	89	70-130
Styrene	81	70-130
1,1,2,2-Tetrachloroethane	89	70-130
1,3,5-Trimethylbenzene	90	70-130
1,2,4-Trimethylbenzene	84	70-130
1,3-Dichlorobenzene	91	70-130
1,4-Dichlorobenzene	91	70-130
alpha-Chlorotoluene	81	70-130
1,2-Dichlorobenzene	91	70-130
1,2,4-Trichlorobenzene	101	70-130
Hexachlorobutadiene	95	70-130

Container Type: NA - Not Applicable



Air Toxics

Client Sample ID: LCS

Lab ID#: 1606256-05A

EPA METHOD TO-15 GC/MS FULL SCAN

File Name:	3061503	Date of Collection: NA
Dil. Factor:	1.00	Date of Analysis: 6/15/16 11:28 AM

Surrogates	%Recovery	Method Limits
Toluene-d8	104	70-130
1,2-Dichloroethane-d4	86	70-130
4-Bromofluorobenzene	97	70-130



Air Toxics

Client Sample ID: LCSD

Lab ID#: 1606256-05AA

EPA METHOD TO-15 GC/MS FULL SCAN

File Name:	3061504	Date of Collection: NA
Dil. Factor:	1.00	Date of Analysis: 6/15/16 11:54 AM

Compound	%Recovery	Method Limits
Freon 12	87	70-130
Freon 114	93	70-130
Chloromethane	77	70-130
Vinyl Chloride	89	70-130
Bromomethane	92	70-130
Chloroethane	88	70-130
Freon 11	88	70-130
Freon 113	86	70-130
1,1-Dichloroethene	79	70-130
Methylene Chloride	85	70-130
Methyl tert-butyl ether	75	70-130
1,1-Dichloroethane	88	70-130
cis-1,2-Dichloroethene	80	70-130
Chloroform	88	70-130
1,1,1-Trichloroethane	84	70-130
Carbon Tetrachloride	86	70-130
Benzene	94	70-130
1,2-Dichloroethane	88	70-130
Trichloroethene	91	70-130
1,2-Dichloropropane	95	70-130
cis-1,3-Dichloropropene	83	70-130
Toluene	94	70-130
trans-1,3-Dichloropropene	84	70-130
1,1,2-Trichloroethane	90	70-130
Tetrachloroethene	94	70-130
1,2-Dibromoethane (EDB)	93	70-130
Chlorobenzene	94	70-130
Ethyl Benzene	89	70-130
m,p-Xylene	87	70-130
o-Xylene	89	70-130
Styrene	79	70-130
1,1,2,2-Tetrachloroethane	89	70-130
1,3,5-Trimethylbenzene	87	70-130
1,2,4-Trimethylbenzene	84	70-130
1,3-Dichlorobenzene	90	70-130
1,4-Dichlorobenzene	91	70-130
alpha-Chlorotoluene	80	70-130
1,2-Dichlorobenzene	90	70-130
1,2,4-Trichlorobenzene	103	70-130
Hexachlorobutadiene	96	70-130

Container Type: NA - Not Applicable



Air Toxics

Client Sample ID: LCSD

Lab ID#: 1606256-05AA

EPA METHOD TO-15 GC/MS FULL SCAN

File Name:	3061504	Date of Collection: NA
Dil. Factor:	1.00	Date of Analysis: 6/15/16 11:54 AM

Surrogates	%Recovery	Method Limits
Toluene-d8	103	70-130
1,2-Dichloroethane-d4	85	70-130
4-Bromofluorobenzene	96	70-130



Air Toxics

Sample Transportation Notice

Relinquishing signature on this document indicates that sample is being shipped in compliance with all applicable local, State, Federal, national, and international laws, regulations and ordinances of any kind. Air Toxics Limited assumes no liability with respect to the collection, handling or shipping of these samples. Relinquishing signature also indicates agreement to hold harmless, defend, and indemnify Air Toxics Limited against any claim, demand, or action, of any kind, related to the collection, handling, or shipping of samples. D.O.T. Hotline (800) 467-4922

180 BLUE RAVINE ROAD, SUITE B
FOLSOM, CA 95630-4719
(916) 985-1000 FAX (916) 985-1020

Page 1 of 1

Project Manager Alina Sattkoski
Collected by: (Print and Sign) Alina Sattkoski
Company mke
Address 201 Waubesa St. City Madison State WI Zip 53704
Phone 608 242 5200 Fax

Project Info: P.O. # 107419, Project # G85/SVE, Project Name G85/SVE
Turn Around Time: [X] Normal, [] Rush
Lab Use Only: Pressurized by, Date, Pressurization Gas: N2, He

Table with columns: Lab I.D., Field Sample I.D. (Location), Can #, Date of Collection, Time of Collection, Analyses Requested, Canister Pressure/Vacuum (Initial, Final, Receipt, Final (psi)).

Relinquished by: (signature) Date/Time
Received by: (signature) Date/Time
Notes: Report to Alina Sattkoski and Andy Stehn astehn@tracolutions.com

Table with columns: Lab Use Only, Shipper Name, Air Bill #, Temp (°C), Condition, Custody Seals Intact?, Work Order #

Appendix E

Quarterly Groundwater Monitoring Laboratory Analytical Reports



2525 Advance Road
Madison, WI 53718
608.221.8700 Phone
608.221.4889 Fax

February 29, 2016

Andrew Stehn
TRC Environmental Corporation, Inc.
708 Heartland Trail, Ste 3000
Madison, WI 53717
RE: Madison Kipp Corp. Quarterly Sampling

Enclosed are revised analytical results for the samples received by the laboratory on 01/25/2016.

The results in this report apply to the samples analyzed in accordance with the chain of custody document. These results are in compliance with the 2009 NELAC Standards and the appropriate agencies listed below, unless otherwise noted in the case narrative. This analytical report should be reproduced in its entirety.

If you have any questions concerning this report, please feel free to contact me.

Sincerely,

Jessica Esser
Project Manager

Certification List

Expires

Certification List	Expires
DODELAP DOD ELAP Accreditation (A2LA) 3269.01	03/31/2016
FDOH Florida Secondary NELAP Accreditation E871093	06/30/2016
ILEPA Illinois Secondary NELAP Accreditation 003174	04/30/2016
KDHE Kansas Secondary NELAP Accreditation E-10384	05/31/2016
LELAP Louisiana Primary NELAP Accreditation 04165	06/30/2016
NJDEP New Jersey Secondary NELAP Accreditation WI004	06/30/2016
ODEQ Oklahoma Department of Environmental Quality Ac 2014-153	08/31/2016
TCEQ Texas Secondary NELAP Accreditation T104704504-15-6	11/30/2016
WDNR Wisconsin Certification under NR 149 113289110	08/31/2016



2525 Advance Road
 Madison, WI 53718
 608.221.8700 Phone
 608.221.4889 Fax

Revised Report

TRC Environmental Corporation, Inc.
 708 Heartland Trail, Ste 3000
 Madison WI, 53717

Project: Madison Kipp Corp. Quarterly Sampling
 Project Number: 243950.000001
 Project Manager: Andrew Stehn

ANALYTICAL REPORT FOR SAMPLES

Sample ID	Laboratory ID	Matrix	Date Sampled	Date Received
MP-14 (135-140)	A160502-01	Water	01/20/2016	01/25/2016
MP-16 (142-146)	A160502-02	Water	01/20/2016	01/25/2016
MW-17	A160502-03	Water	01/22/2016	01/25/2016
MW-22D	A160502-04	Water	01/22/2016	01/25/2016
MW-23D	A160502-05	Water	01/22/2016	01/25/2016
MW-25D2	A160502-06	Water	01/21/2016	01/25/2016
MW-27D	A160502-07	Water	01/21/2016	01/25/2016
MW-2D	A160502-08	Water	01/25/2016	01/25/2016
MW-3D	A160502-09	Water	01/25/2016	01/25/2016
MW-3D2	A160502-10	Water	01/25/2016	01/25/2016
MW-4D2	A160502-11	Water	01/22/2016	01/25/2016
MW-5D	A160502-12	Water	01/21/2016	01/25/2016
MW-5D2	A160502-13	Water	01/21/2016	01/25/2016
MW-5D3	A160502-14	Water	01/21/2016	01/25/2016
MW-6D	A160502-15	Water	01/22/2016	01/25/2016
MW-9D2	A160502-16	Water	01/21/2016	01/25/2016
DUP-01	A160502-17	Water	01/21/2016	01/25/2016
DUP-02	A160502-18	Water	01/25/2016	01/25/2016
FB-01	A160502-19	Water	01/22/2016	01/25/2016
TRIP BLANK	A160502-20	Water	01/25/2016	01/25/2016

CASE NARRATIVE

Sample Receipt Information:

20 samples were received on 01/25/2016. Samples were received on ice. Samples were received in acceptable condition.

Please see the chain of custody (COC) document at the end of this report for additional information.

REASON FOR REVISED REPORT

This report was revised to remove all 1,1,2-trichloroethane detections. This report should replace "A160502 FINAL 02 03 2016 0828".



2525 Advance Road
Madison, WI 53718
608.221.8700 Phone
608.221.4889 Fax

Revised Report

TRC Environmental Corporation, Inc.
708 Heartland Trail, Ste 3000
Madison WI, 53717

Project: Madison Kipp Corp. Quarterly Sampling
Project Number: 243950.000001
Project Manager: Andrew Stehn

MP-14 (135-140)

A160502-01 (Water)

Date Sampled

01/20/2016 13:35

Analyte	Result	Limit of Detection	Limit of Quantitation	Units	Dilution	Prepared	Analyzed	Method	Qualifiers
---------	--------	--------------------	-----------------------	-------	----------	----------	----------	--------	------------

ECCS

Volatile Organic Compounds by Method 8260 - Purge and Trap

Preparation Batch: A601067

Analyte	Result	Limit of Detection	Limit of Quantitation	Units	Dilution	Prepared	Analyzed	Method	Qualifiers
Acetone	ND	34	200	ug/L	10	01/26/2016	01/26/2016 15:14	EPA 8260B	
Benzene	ND	0.89	5.0	ug/L	10	01/26/2016	01/26/2016 15:14	EPA 8260B	
Bromobenzene	ND	0.84	5.0	ug/L	10	01/26/2016	01/26/2016 15:14	EPA 8260B	
Bromochloromethane	ND	3.1	5.0	ug/L	10	01/26/2016	01/26/2016 15:14	EPA 8260B	
Bromodichloromethane	ND	0.77	5.0	ug/L	10	01/26/2016	01/26/2016 15:14	EPA 8260B	
Bromoform	ND	0.88	5.0	ug/L	10	01/26/2016	01/26/2016 15:14	EPA 8260B	
Bromomethane	ND	5.9	50	ug/L	10	01/26/2016	01/26/2016 15:14	EPA 8260B	
2-Butanone	ND	30	200	ug/L	10	01/26/2016	01/26/2016 15:14	EPA 8260B	
n-Butyl Benzene	ND	1.4	5.0	ug/L	10	01/26/2016	01/26/2016 15:14	EPA 8260B	
sec-Butyl Benzene	ND	1.3	5.0	ug/L	10	01/26/2016	01/26/2016 15:14	EPA 8260B	
tert-Butylbenzene	ND	1.2	5.0	ug/L	10	01/26/2016	01/26/2016 15:14	EPA 8260B	
Carbon disulfide	ND	0.53	5.0	ug/L	10	01/26/2016	01/26/2016 15:14	EPA 8260B	
Carbon tetrachloride	ND	0.38	5.0	ug/L	10	01/26/2016	01/26/2016 15:14	EPA 8260B	
Chlorobenzene	ND	0.73	5.0	ug/L	10	01/26/2016	01/26/2016 15:14	EPA 8260B	
Chloroethane	ND	2.5	50	ug/L	10	01/26/2016	01/26/2016 15:14	EPA 8260B	
Chloroform	ND	0.62	5.0	ug/L	10	01/26/2016	01/26/2016 15:14	EPA 8260B	
Chloromethane	ND	1.6	20	ug/L	10	01/26/2016	01/26/2016 15:14	EPA 8260B	
2-Chlorotoluene	ND	0.75	5.0	ug/L	10	01/26/2016	01/26/2016 15:14	EPA 8260B	
4-Chlorotoluene	ND	0.73	5.0	ug/L	10	01/26/2016	01/26/2016 15:14	EPA 8260B	
1,2-Dibromo-3-chloropropane	ND	2.5	5.0	ug/L	10	01/26/2016	01/26/2016 15:14	EPA 8260B	
Dibromochloromethane	ND	0.91	5.0	ug/L	10	01/26/2016	01/26/2016 15:14	EPA 8260B	
1,2-Dibromoethane (EDB)	ND	1.3	5.0	ug/L	10	01/26/2016	01/26/2016 15:14	EPA 8260B	
Dibromomethane	ND	1.4	5.0	ug/L	10	01/26/2016	01/26/2016 15:14	EPA 8260B	
1,2-Dichlorobenzene	ND	0.76	5.0	ug/L	10	01/26/2016	01/26/2016 15:14	EPA 8260B	
1,4-Dichlorobenzene	ND	0.70	5.0	ug/L	10	01/26/2016	01/26/2016 15:14	EPA 8260B	
1,3-Dichlorobenzene	ND	0.96	5.0	ug/L	10	01/26/2016	01/26/2016 15:14	EPA 8260B	
Dichlorodifluoromethane	ND	1.1	5.0	ug/L	10	01/26/2016	01/26/2016 15:14	EPA 8260B	
1,1-Dichloroethane	ND	1.2	5.0	ug/L	10	01/26/2016	01/26/2016 15:14	EPA 8260B	
1,2-Dichloroethane	ND	0.78	5.0	ug/L	10	01/26/2016	01/26/2016 15:14	EPA 8260B	
trans-1,2-Dichloroethene	ND	1.1	5.0	ug/L	10	01/26/2016	01/26/2016 15:14	EPA 8260B	
cis-1,2-Dichloroethene	12	1.1	5.0	ug/L	10	01/26/2016	01/26/2016 15:14	EPA 8260B	D
1,1-Dichloroethene	ND	1.4	5.0	ug/L	10	01/26/2016	01/26/2016 15:14	EPA 8260B	
2,2-Dichloropropane	ND	1.4	5.0	ug/L	10	01/26/2016	01/26/2016 15:14	EPA 8260B	
1,2-Dichloropropane	ND	1.0	5.0	ug/L	10	01/26/2016	01/26/2016 15:14	EPA 8260B	
1,3-Dichloropropane	ND	1.1	5.0	ug/L	10	01/26/2016	01/26/2016 15:14	EPA 8260B	
cis-1,3-Dichloropropene	ND	0.61	5.0	ug/L	10	01/26/2016	01/26/2016 15:14	EPA 8260B	
trans-1,3-Dichloropropene	ND	0.96	5.0	ug/L	10	01/26/2016	01/26/2016 15:14	EPA 8260B	
1,1-Dichloropropene	ND	1.1	5.0	ug/L	10	01/26/2016	01/26/2016 15:14	EPA 8260B	
Diisopropyl Ether	ND	1.5	5.0	ug/L	10	01/26/2016	01/26/2016 15:14	EPA 8260B	



Revised Report

TRC Environmental Corporation, Inc.
 708 Heartland Trail, Ste 3000
 Madison WI, 53717

Project: Madison Kipp Corp. Quarterly Sampling
 Project Number: 243950.000001
 Project Manager: Andrew Stehn

MP-14 (135-140)

A160502-01 (Water)

Date Sampled
 01/20/2016 13:35

Analyte	Result	Limit of Detection	Limit of Quantitation	Units	Dilution	Prepared	Analyzed	Method	Qualifiers
---------	--------	--------------------	-----------------------	-------	----------	----------	----------	--------	------------

ECCS

Volatile Organic Compounds by Method 8260 - Purge and Trap

Preparation Batch: A601067

Analyte	Result	Limit of Detection	Limit of Quantitation	Units	Dilution	Prepared	Analyzed	Method	Qualifiers
Ethylbenzene	ND	0.54	5.0	ug/L	10	01/26/2016	01/26/2016 15:14	EPA 8260B	
Hexachlorobutadiene	ND	1.3	20	ug/L	10	01/26/2016	01/26/2016 15:14	EPA 8260B	
n-Hexane	ND	2.1	5.0	ug/L	10	01/26/2016	01/26/2016 15:14	EPA 8260B	
2-Hexanone	ND	9.5	200	ug/L	10	01/26/2016	01/26/2016 15:14	EPA 8260B	
Isopropylbenzene	ND	0.81	5.0	ug/L	10	01/26/2016	01/26/2016 15:14	EPA 8260B	
p-Isopropyltoluene	ND	0.85	5.0	ug/L	10	01/26/2016	01/26/2016 15:14	EPA 8260B	
Methylene chloride	ND	1.4	20	ug/L	10	01/26/2016	01/26/2016 15:14	EPA 8260B	
4-Methyl-2-pentanone	ND	7.7	200	ug/L	10	01/26/2016	01/26/2016 15:14	EPA 8260B	
Methyl t-Butyl Ether	ND	1.4	5.0	ug/L	10	01/26/2016	01/26/2016 15:14	EPA 8260B	
Naphthalene	ND	0.88	50	ug/L	10	01/26/2016	01/26/2016 15:14	EPA 8260B	
n-Propyl Benzene	ND	1.0	5.0	ug/L	10	01/26/2016	01/26/2016 15:14	EPA 8260B	
Styrene	ND	0.65	5.0	ug/L	10	01/26/2016	01/26/2016 15:14	EPA 8260B	
1,1,1,2-Tetrachloroethane	ND	1.1	5.0	ug/L	10	01/26/2016	01/26/2016 15:14	EPA 8260B	
1,1,2,2-Tetrachloroethane	ND	0.99	5.0	ug/L	10	01/26/2016	01/26/2016 15:14	EPA 8260B	
Tetrachloroethene	290	0.81	5.0	ug/L	10	01/26/2016	01/26/2016 15:14	EPA 8260B	D
Tetrahydrofuran	ND	12	100	ug/L	10	01/26/2016	01/26/2016 15:14	EPA 8260B	
Toluene	ND	0.53	5.0	ug/L	10	01/26/2016	01/26/2016 15:14	EPA 8260B	
1,2,3-Trichlorobenzene	ND	0.45	20	ug/L	10	01/26/2016	01/26/2016 15:14	EPA 8260B	
1,2,4-Trichlorobenzene	ND	0.77	20	ug/L	10	01/26/2016	01/26/2016 15:14	EPA 8260B	
1,1,1-Trichloroethane	ND	1.0	5.0	ug/L	10	01/26/2016	01/26/2016 15:14	EPA 8260B	
1,1,2-Trichloroethane	ND	1.0	5.0	ug/L	10	01/26/2016	01/26/2016 15:14	EPA 8260B	
Trichloroethene	24	0.62	5.0	ug/L	10	01/26/2016	01/26/2016 15:14	EPA 8260B	D
Trichlorofluoromethane	ND	1.3	5.0	ug/L	10	01/26/2016	01/26/2016 15:14	EPA 8260B	
1,2,3-Trichloropropane	ND	1.5	10	ug/L	10	01/26/2016	01/26/2016 15:14	EPA 8260B	
1,1,2-Trichlorotrifluoroethane	ND	1.3	5.0	ug/L	10	01/26/2016	01/26/2016 15:14	EPA 8260B	
1,3,5-Trimethylbenzene	ND	0.75	5.0	ug/L	10	01/26/2016	01/26/2016 15:14	EPA 8260B	
1,2,4-Trimethylbenzene	ND	0.60	5.0	ug/L	10	01/26/2016	01/26/2016 15:14	EPA 8260B	
Vinyl chloride	ND	1.6	5.0	ug/L	10	01/26/2016	01/26/2016 15:14	EPA 8260B	
m,p-Xylene	ND	0.57	10	ug/L	10	01/26/2016	01/26/2016 15:14	EPA 8260B	
o-Xylene	ND	0.58	5.0	ug/L	10	01/26/2016	01/26/2016 15:14	EPA 8260B	
Surrogate: Dibromofluoromethane			102 %	60-140		01/26/2016	01/26/2016 15:14	EPA 8260B	
Surrogate: Toluene-d8			98.0 %	60-140		01/26/2016	01/26/2016 15:14	EPA 8260B	
Surrogate: 4-Bromofluorobenzene			96.9 %	60-140		01/26/2016	01/26/2016 15:14	EPA 8260B	

Revised Report

TRC Environmental Corporation, Inc.
708 Heartland Trail, Ste 3000
Madison WI, 53717

Project: Madison Kipp Corp. Quarterly Sampling
Project Number: 243950.000001
Project Manager: Andrew Stehn

MP-16 (142-146)

Date Sampled

A160502-02 (Water)

01/20/2016 11:35

Analyte	Result	Limit of Detection	Limit of Quantitation	Units	Dilution	Prepared	Analyzed	Method	Qualifiers
---------	--------	-----------------------	--------------------------	-------	----------	----------	----------	--------	------------

ECCS

Volatile Organic Compounds by Method 8260 - Purge and Trap

Preparation Batch: A601067

Analyte	Result	Limit of Detection	Limit of Quantitation	Units	Dilution	Prepared	Analyzed	Method	Qualifiers
Acetone	ND	3.4	20	ug/L	1	01/26/2016	01/26/2016 16:06	EPA 8260B	
Benzene	ND	0.089	0.50	ug/L	1	01/26/2016	01/26/2016 16:06	EPA 8260B	
Bromobenzene	ND	0.084	0.50	ug/L	1	01/26/2016	01/26/2016 16:06	EPA 8260B	
Bromochloromethane	ND	0.31	0.50	ug/L	1	01/26/2016	01/26/2016 16:06	EPA 8260B	
Bromodichloromethane	ND	0.077	0.50	ug/L	1	01/26/2016	01/26/2016 16:06	EPA 8260B	
Bromoform	ND	0.088	0.50	ug/L	1	01/26/2016	01/26/2016 16:06	EPA 8260B	
Bromomethane	ND	0.59	5.0	ug/L	1	01/26/2016	01/26/2016 16:06	EPA 8260B	
2-Butanone	ND	3.0	20	ug/L	1	01/26/2016	01/26/2016 16:06	EPA 8260B	
n-Butyl Benzene	ND	0.14	0.50	ug/L	1	01/26/2016	01/26/2016 16:06	EPA 8260B	
sec-Butyl Benzene	ND	0.13	0.50	ug/L	1	01/26/2016	01/26/2016 16:06	EPA 8260B	
tert-Butylbenzene	ND	0.12	0.50	ug/L	1	01/26/2016	01/26/2016 16:06	EPA 8260B	
Carbon disulfide	ND	0.053	0.50	ug/L	1	01/26/2016	01/26/2016 16:06	EPA 8260B	
Carbon tetrachloride	ND	0.038	0.50	ug/L	1	01/26/2016	01/26/2016 16:06	EPA 8260B	
Chlorobenzene	ND	0.073	0.50	ug/L	1	01/26/2016	01/26/2016 16:06	EPA 8260B	
Chloroethane	ND	0.25	5.0	ug/L	1	01/26/2016	01/26/2016 16:06	EPA 8260B	
Chloroform	ND	0.062	0.50	ug/L	1	01/26/2016	01/26/2016 16:06	EPA 8260B	
Chloromethane	ND	0.16	2.0	ug/L	1	01/26/2016	01/26/2016 16:06	EPA 8260B	
2-Chlorotoluene	ND	0.075	0.50	ug/L	1	01/26/2016	01/26/2016 16:06	EPA 8260B	
4-Chlorotoluene	ND	0.073	0.50	ug/L	1	01/26/2016	01/26/2016 16:06	EPA 8260B	
1,2-Dibromo-3-chloropropane	ND	0.25	0.50	ug/L	1	01/26/2016	01/26/2016 16:06	EPA 8260B	
Dibromochloromethane	ND	0.091	0.50	ug/L	1	01/26/2016	01/26/2016 16:06	EPA 8260B	
1,2-Dibromoethane (EDB)	ND	0.13	0.50	ug/L	1	01/26/2016	01/26/2016 16:06	EPA 8260B	
Dibromomethane	ND	0.14	0.50	ug/L	1	01/26/2016	01/26/2016 16:06	EPA 8260B	
1,2-Dichlorobenzene	ND	0.076	0.50	ug/L	1	01/26/2016	01/26/2016 16:06	EPA 8260B	
1,4-Dichlorobenzene	ND	0.070	0.50	ug/L	1	01/26/2016	01/26/2016 16:06	EPA 8260B	
1,3-Dichlorobenzene	ND	0.096	0.50	ug/L	1	01/26/2016	01/26/2016 16:06	EPA 8260B	
Dichlorodifluoromethane	ND	0.11	0.50	ug/L	1	01/26/2016	01/26/2016 16:06	EPA 8260B	
1,1-Dichloroethane	ND	0.12	0.50	ug/L	1	01/26/2016	01/26/2016 16:06	EPA 8260B	
1,2-Dichloroethane	ND	0.078	0.50	ug/L	1	01/26/2016	01/26/2016 16:06	EPA 8260B	
trans-1,2-Dichloroethene	ND	0.11	0.50	ug/L	1	01/26/2016	01/26/2016 16:06	EPA 8260B	
cis-1,2-Dichloroethene	1.2	0.11	0.50	ug/L	1	01/26/2016	01/26/2016 16:06	EPA 8260B	
1,1-Dichloroethene	ND	0.14	0.50	ug/L	1	01/26/2016	01/26/2016 16:06	EPA 8260B	
2,2-Dichloropropane	ND	0.14	0.50	ug/L	1	01/26/2016	01/26/2016 16:06	EPA 8260B	
1,2-Dichloropropane	ND	0.10	0.50	ug/L	1	01/26/2016	01/26/2016 16:06	EPA 8260B	
1,3-Dichloropropane	ND	0.11	0.50	ug/L	1	01/26/2016	01/26/2016 16:06	EPA 8260B	
cis-1,3-Dichloropropene	ND	0.061	0.50	ug/L	1	01/26/2016	01/26/2016 16:06	EPA 8260B	
trans-1,3-Dichloropropene	ND	0.096	0.50	ug/L	1	01/26/2016	01/26/2016 16:06	EPA 8260B	
1,1-Dichloropropene	ND	0.11	0.50	ug/L	1	01/26/2016	01/26/2016 16:06	EPA 8260B	
Diisopropyl Ether	ND	0.15	0.50	ug/L	1	01/26/2016	01/26/2016 16:06	EPA 8260B	



2525 Advance Road
 Madison, WI 53718
 608.221.8700 Phone
 608.221.4889 Fax

Revised Report

TRC Environmental Corporation, Inc.
 708 Heartland Trail, Ste 3000
 Madison WI, 53717

Project: Madison Kipp Corp. Quarterly Sampling
 Project Number: 243950.000001
 Project Manager: Andrew Stehn

MP-16 (142-146)
A160502-02 (Water)

Date Sampled
 01/20/2016 11:35

Analyte	Result	Limit of Detection	Limit of Quantitation	Units	Dilution	Prepared	Analyzed	Method	Qualifiers
---------	--------	--------------------	-----------------------	-------	----------	----------	----------	--------	------------

ECCS

Volatile Organic Compounds by Method 8260 - Purge and Trap

Preparation Batch: A601067

Ethylbenzene	ND	0.054	0.50	ug/L	1	01/26/2016	01/26/2016 16:06	EPA 8260B	
Hexachlorobutadiene	ND	0.13	2.0	ug/L	1	01/26/2016	01/26/2016 16:06	EPA 8260B	
n-Hexane	ND	0.21	0.50	ug/L	1	01/26/2016	01/26/2016 16:06	EPA 8260B	
2-Hexanone	2.2	0.95	20	ug/L	1	01/26/2016	01/26/2016 16:06	EPA 8260B	J
Isopropylbenzene	ND	0.081	0.50	ug/L	1	01/26/2016	01/26/2016 16:06	EPA 8260B	
p-Isopropyltoluene	ND	0.085	0.50	ug/L	1	01/26/2016	01/26/2016 16:06	EPA 8260B	
Methylene chloride	0.35	0.14	2.0	ug/L	1	01/26/2016	01/26/2016 16:06	EPA 8260B	J
4-Methyl-2-pentanone	ND	0.77	20	ug/L	1	01/26/2016	01/26/2016 16:06	EPA 8260B	
Methyl t-Butyl Ether	ND	0.14	0.50	ug/L	1	01/26/2016	01/26/2016 16:06	EPA 8260B	
Naphthalene	ND	0.088	5.0	ug/L	1	01/26/2016	01/26/2016 16:06	EPA 8260B	
n-Propyl Benzene	ND	0.10	0.50	ug/L	1	01/26/2016	01/26/2016 16:06	EPA 8260B	
Styrene	ND	0.065	0.50	ug/L	1	01/26/2016	01/26/2016 16:06	EPA 8260B	
1,1,1,2-Tetrachloroethane	ND	0.11	0.50	ug/L	1	01/26/2016	01/26/2016 16:06	EPA 8260B	
1,1,2,2-Tetrachloroethane	ND	0.099	0.50	ug/L	1	01/26/2016	01/26/2016 16:06	EPA 8260B	
Tetrachloroethene	30	0.081	0.50	ug/L	1	01/26/2016	01/26/2016 16:06	EPA 8260B	
Tetrahydrofuran	ND	1.2	10	ug/L	1	01/26/2016	01/26/2016 16:06	EPA 8260B	
Toluene	ND	0.053	0.50	ug/L	1	01/26/2016	01/26/2016 16:06	EPA 8260B	
1,2,3-Trichlorobenzene	ND	0.045	2.0	ug/L	1	01/26/2016	01/26/2016 16:06	EPA 8260B	
1,2,4-Trichlorobenzene	ND	0.077	2.0	ug/L	1	01/26/2016	01/26/2016 16:06	EPA 8260B	
1,1,1-Trichloroethane	ND	0.10	0.50	ug/L	1	01/26/2016	01/26/2016 16:06	EPA 8260B	
1,1,2-Trichloroethane	ND	0.10	0.50	ug/L	1	01/26/2016	01/26/2016 16:06	EPA 8260B	
Trichloroethene	5.1	0.062	0.50	ug/L	1	01/26/2016	01/26/2016 16:06	EPA 8260B	
Trichlorofluoromethane	ND	0.13	0.50	ug/L	1	01/26/2016	01/26/2016 16:06	EPA 8260B	
1,2,3-Trichloropropane	ND	0.15	1.0	ug/L	1	01/26/2016	01/26/2016 16:06	EPA 8260B	
1,1,2-Trichlorotrifluoroethane	ND	0.13	0.50	ug/L	1	01/26/2016	01/26/2016 16:06	EPA 8260B	
1,3,5-Trimethylbenzene	ND	0.075	0.50	ug/L	1	01/26/2016	01/26/2016 16:06	EPA 8260B	
1,2,4-Trimethylbenzene	ND	0.060	0.50	ug/L	1	01/26/2016	01/26/2016 16:06	EPA 8260B	
Vinyl chloride	ND	0.16	0.50	ug/L	1	01/26/2016	01/26/2016 16:06	EPA 8260B	
m,p-Xylene	ND	0.057	1.0	ug/L	1	01/26/2016	01/26/2016 16:06	EPA 8260B	
o-Xylene	ND	0.058	0.50	ug/L	1	01/26/2016	01/26/2016 16:06	EPA 8260B	
<i>Surrogate: Dibromofluoromethane</i>			<i>98.5 %</i>	<i>60-140</i>		<i>01/26/2016</i>	<i>01/26/2016 16:06</i>	<i>EPA 8260B</i>	
<i>Surrogate: Toluene-d8</i>			<i>94.9 %</i>	<i>60-140</i>		<i>01/26/2016</i>	<i>01/26/2016 16:06</i>	<i>EPA 8260B</i>	
<i>Surrogate: 4-Bromofluorobenzene</i>			<i>89.4 %</i>	<i>60-140</i>		<i>01/26/2016</i>	<i>01/26/2016 16:06</i>	<i>EPA 8260B</i>	



Revised Report

TRC Environmental Corporation, Inc.
708 Heartland Trail, Ste 3000
Madison WI, 53717

Project: Madison Kipp Corp. Quarterly Sampling
Project Number: 243950.000001
Project Manager: Andrew Stehn

MW-17

Date Sampled
01/22/2016 09:45

A160502-03 (Water)

Table with 10 columns: Analyte, Result, Limit of Detection, Limit of Quantitation, Units, Dilution, Prepared, Analyzed, Method, Qualifiers

ECCS

Volatile Organic Compounds by Method 8260 - Purge and Trap

Preparation Batch: A601067

Main data table with 10 columns: Analyte, Result, Limit of Detection, Limit of Quantitation, Units, Dilution, Prepared, Analyzed, Method, Qualifiers. Lists various organic compounds and their detection results.



2525 Advance Road
 Madison, WI 53718
 608.221.8700 Phone
 608.221.4889 Fax

Revised Report

TRC Environmental Corporation, Inc.
 708 Heartland Trail, Ste 3000
 Madison WI, 53717

Project: Madison Kipp Corp. Quarterly Sampling
 Project Number: 243950.000001
 Project Manager: Andrew Stehn

MW-17

Date Sampled
 01/22/2016 09:45

A160502-03 (Water)

Analyte	Result	Limit of Detection	Limit of Quantitation	Units	Dilution	Prepared	Analyzed	Method	Qualifiers
---------	--------	--------------------	-----------------------	-------	----------	----------	----------	--------	------------

ECCS

Volatile Organic Compounds by Method 8260 - Purge and Trap

Preparation Batch: A601067

Hexachlorobutadiene	ND	6.5	100	ug/L	50	01/26/2016	01/26/2016 16:49	EPA 8260B	
n-Hexane	ND	11	25	ug/L	50	01/26/2016	01/26/2016 16:49	EPA 8260B	
2-Hexanone	ND	48	1000	ug/L	50	01/26/2016	01/26/2016 16:49	EPA 8260B	
Isopropylbenzene	ND	4.1	25	ug/L	50	01/26/2016	01/26/2016 16:49	EPA 8260B	
p-Isopropyltoluene	ND	4.3	25	ug/L	50	01/26/2016	01/26/2016 16:49	EPA 8260B	
Methylene chloride	ND	7.0	100	ug/L	50	01/26/2016	01/26/2016 16:49	EPA 8260B	
4-Methyl-2-pentanone	ND	39	1000	ug/L	50	01/26/2016	01/26/2016 16:49	EPA 8260B	
Methyl t-Butyl Ether	ND	7.0	25	ug/L	50	01/26/2016	01/26/2016 16:49	EPA 8260B	
Naphthalene	ND	4.4	250	ug/L	50	01/26/2016	01/26/2016 16:49	EPA 8260B	
n-Propyl Benzene	ND	5.0	25	ug/L	50	01/26/2016	01/26/2016 16:49	EPA 8260B	
Styrene	ND	3.3	25	ug/L	50	01/26/2016	01/26/2016 16:49	EPA 8260B	
1,1,1,2-Tetrachloroethane	ND	5.5	25	ug/L	50	01/26/2016	01/26/2016 16:49	EPA 8260B	
1,1,2,2-Tetrachloroethane	ND	5.0	25	ug/L	50	01/26/2016	01/26/2016 16:49	EPA 8260B	
Tetrachloroethene	1200	4.1	25	ug/L	50	01/26/2016	01/26/2016 16:49	EPA 8260B	D
Tetrahydrofuran	ND	60	500	ug/L	50	01/26/2016	01/26/2016 16:49	EPA 8260B	
Toluene	ND	2.7	25	ug/L	50	01/26/2016	01/26/2016 16:49	EPA 8260B	
1,2,3-Trichlorobenzene	ND	2.3	100	ug/L	50	01/26/2016	01/26/2016 16:49	EPA 8260B	
1,2,4-Trichlorobenzene	ND	3.9	100	ug/L	50	01/26/2016	01/26/2016 16:49	EPA 8260B	
1,1,1-Trichloroethane	ND	5.0	25	ug/L	50	01/26/2016	01/26/2016 16:49	EPA 8260B	
1,1,2-Trichloroethane	ND	5.0	25	ug/L	50	01/26/2016	01/26/2016 16:49	EPA 8260B	
Trichloroethene	80	3.1	25	ug/L	50	01/26/2016	01/26/2016 16:49	EPA 8260B	D
Trichlorofluoromethane	ND	6.5	25	ug/L	50	01/26/2016	01/26/2016 16:49	EPA 8260B	
1,2,3-Trichloropropane	ND	7.5	50	ug/L	50	01/26/2016	01/26/2016 16:49	EPA 8260B	
1,1,2-Trichlorotrifluoroethane	ND	6.5	25	ug/L	50	01/26/2016	01/26/2016 16:49	EPA 8260B	
1,3,5-Trimethylbenzene	ND	3.8	25	ug/L	50	01/26/2016	01/26/2016 16:49	EPA 8260B	
1,2,4-Trimethylbenzene	ND	3.0	25	ug/L	50	01/26/2016	01/26/2016 16:49	EPA 8260B	
Vinyl chloride	ND	8.0	25	ug/L	50	01/26/2016	01/26/2016 16:49	EPA 8260B	
m,p-Xylene	ND	2.9	50	ug/L	50	01/26/2016	01/26/2016 16:49	EPA 8260B	
o-Xylene	ND	2.9	25	ug/L	50	01/26/2016	01/26/2016 16:49	EPA 8260B	
Surrogate: Dibromofluoromethane			98.7 %	60-140		01/26/2016	01/26/2016 16:49	EPA 8260B	
Surrogate: Toluene-d8			92.7 %	60-140		01/26/2016	01/26/2016 16:49	EPA 8260B	
Surrogate: 4-Bromofluorobenzene			91.2 %	60-140		01/26/2016	01/26/2016 16:49	EPA 8260B	



2525 Advance Road
 Madison, WI 53718
 608.221.8700 Phone
 608.221.4889 Fax

Revised Report

TRC Environmental Corporation, Inc.
 708 Heartland Trail, Ste 3000
 Madison WI, 53717

Project: Madison Kipp Corp. Quarterly Sampling
 Project Number: 243950.000001
 Project Manager: Andrew Stehn

MW-22D A160502-04 (Water)

Date Sampled
 01/22/2016 16:20

Analyte	Result	Limit of Detection	Limit of Quantitation	Units	Dilution	Prepared	Analyzed	Method	Qualifiers
---------	--------	--------------------	-----------------------	-------	----------	----------	----------	--------	------------

ECCS

Volatile Organic Compounds by Method 8260 - Purge and Trap

Preparation Batch: A601067

Acetone	ND	3.4	20	ug/L	1	01/26/2016	01/26/2016 19:40	EPA 8260B	
Benzene	ND	0.089	0.50	ug/L	1	01/26/2016	01/26/2016 19:40	EPA 8260B	
Bromobenzene	ND	0.084	0.50	ug/L	1	01/26/2016	01/26/2016 19:40	EPA 8260B	
Bromochloromethane	ND	0.31	0.50	ug/L	1	01/26/2016	01/26/2016 19:40	EPA 8260B	
Bromodichloromethane	ND	0.077	0.50	ug/L	1	01/26/2016	01/26/2016 19:40	EPA 8260B	
Bromoform	ND	0.088	0.50	ug/L	1	01/26/2016	01/26/2016 19:40	EPA 8260B	
Bromomethane	ND	0.59	5.0	ug/L	1	01/26/2016	01/26/2016 19:40	EPA 8260B	
2-Butanone	ND	3.0	20	ug/L	1	01/26/2016	01/26/2016 19:40	EPA 8260B	
n-Butyl Benzene	ND	0.14	0.50	ug/L	1	01/26/2016	01/26/2016 19:40	EPA 8260B	
sec-Butyl Benzene	ND	0.13	0.50	ug/L	1	01/26/2016	01/26/2016 19:40	EPA 8260B	
tert-Butylbenzene	ND	0.12	0.50	ug/L	1	01/26/2016	01/26/2016 19:40	EPA 8260B	
Carbon disulfide	ND	0.053	0.50	ug/L	1	01/26/2016	01/26/2016 19:40	EPA 8260B	
Carbon tetrachloride	ND	0.038	0.50	ug/L	1	01/26/2016	01/26/2016 19:40	EPA 8260B	
Chlorobenzene	ND	0.073	0.50	ug/L	1	01/26/2016	01/26/2016 19:40	EPA 8260B	
Chloroethane	ND	0.25	5.0	ug/L	1	01/26/2016	01/26/2016 19:40	EPA 8260B	
Chloroform	0.36	0.062	0.50	ug/L	1	01/26/2016	01/26/2016 19:40	EPA 8260B	J
Chloromethane	ND	0.16	2.0	ug/L	1	01/26/2016	01/26/2016 19:40	EPA 8260B	
2-Chlorotoluene	ND	0.075	0.50	ug/L	1	01/26/2016	01/26/2016 19:40	EPA 8260B	
4-Chlorotoluene	ND	0.073	0.50	ug/L	1	01/26/2016	01/26/2016 19:40	EPA 8260B	
1,2-Dibromo-3-chloropropane	ND	0.25	0.50	ug/L	1	01/26/2016	01/26/2016 19:40	EPA 8260B	
Dibromochloromethane	ND	0.091	0.50	ug/L	1	01/26/2016	01/26/2016 19:40	EPA 8260B	
1,2-Dibromoethane (EDB)	ND	0.13	0.50	ug/L	1	01/26/2016	01/26/2016 19:40	EPA 8260B	
Dibromomethane	ND	0.14	0.50	ug/L	1	01/26/2016	01/26/2016 19:40	EPA 8260B	
1,2-Dichlorobenzene	ND	0.076	0.50	ug/L	1	01/26/2016	01/26/2016 19:40	EPA 8260B	
1,4-Dichlorobenzene	ND	0.070	0.50	ug/L	1	01/26/2016	01/26/2016 19:40	EPA 8260B	
1,3-Dichlorobenzene	ND	0.096	0.50	ug/L	1	01/26/2016	01/26/2016 19:40	EPA 8260B	
Dichlorodifluoromethane	ND	0.11	0.50	ug/L	1	01/26/2016	01/26/2016 19:40	EPA 8260B	
1,1-Dichloroethane	ND	0.12	0.50	ug/L	1	01/26/2016	01/26/2016 19:40	EPA 8260B	
1,2-Dichloroethane	ND	0.078	0.50	ug/L	1	01/26/2016	01/26/2016 19:40	EPA 8260B	
trans-1,2-Dichloroethene	0.23	0.11	0.50	ug/L	1	01/26/2016	01/26/2016 19:40	EPA 8260B	J
cis-1,2-Dichloroethene	3.9	0.11	0.50	ug/L	1	01/26/2016	01/26/2016 19:40	EPA 8260B	
1,1-Dichloroethene	ND	0.14	0.50	ug/L	1	01/26/2016	01/26/2016 19:40	EPA 8260B	
2,2-Dichloropropane	ND	0.14	0.50	ug/L	1	01/26/2016	01/26/2016 19:40	EPA 8260B	
1,2-Dichloropropane	ND	0.10	0.50	ug/L	1	01/26/2016	01/26/2016 19:40	EPA 8260B	
1,3-Dichloropropane	ND	0.11	0.50	ug/L	1	01/26/2016	01/26/2016 19:40	EPA 8260B	
cis-1,3-Dichloropropene	ND	0.061	0.50	ug/L	1	01/26/2016	01/26/2016 19:40	EPA 8260B	
trans-1,3-Dichloropropene	ND	0.096	0.50	ug/L	1	01/26/2016	01/26/2016 19:40	EPA 8260B	
1,1-Dichloropropene	ND	0.11	0.50	ug/L	1	01/26/2016	01/26/2016 19:40	EPA 8260B	
Diisopropyl Ether	ND	0.15	0.50	ug/L	1	01/26/2016	01/26/2016 19:40	EPA 8260B	
Ethylbenzene	ND	0.054	0.50	ug/L	1	01/26/2016	01/26/2016 19:40	EPA 8260B	



Revised Report

TRC Environmental Corporation, Inc.
 708 Heartland Trail, Ste 3000
 Madison WI, 53717

Project: Madison Kipp Corp. Quarterly Sampling
 Project Number: 243950.000001
 Project Manager: Andrew Stehn

MW-22D
A160502-04 (Water)

Date Sampled
 01/22/2016 16:20

Analyte	Result	Limit of Detection	Limit of Quantitation	Units	Dilution	Prepared	Analyzed	Method	Qualifiers
---------	--------	--------------------	-----------------------	-------	----------	----------	----------	--------	------------

ECCS

Volatile Organic Compounds by Method 8260 - Purge and Trap

Preparation Batch: A601067

Hexachlorobutadiene	ND	0.13	2.0	ug/L	1	01/26/2016	01/26/2016 19:40	EPA 8260B	
n-Hexane	ND	0.21	0.50	ug/L	1	01/26/2016	01/26/2016 19:40	EPA 8260B	
2-Hexanone	ND	0.95	20	ug/L	1	01/26/2016	01/26/2016 19:40	EPA 8260B	
Isopropylbenzene	ND	0.081	0.50	ug/L	1	01/26/2016	01/26/2016 19:40	EPA 8260B	
p-Isopropyltoluene	ND	0.085	0.50	ug/L	1	01/26/2016	01/26/2016 19:40	EPA 8260B	
Methylene chloride	ND	0.14	2.0	ug/L	1	01/26/2016	01/26/2016 19:40	EPA 8260B	
4-Methyl-2-pentanone	ND	0.77	20	ug/L	1	01/26/2016	01/26/2016 19:40	EPA 8260B	
Methyl t-Butyl Ether	ND	0.14	0.50	ug/L	1	01/26/2016	01/26/2016 19:40	EPA 8260B	
Naphthalene	ND	0.088	5.0	ug/L	1	01/26/2016	01/26/2016 19:40	EPA 8260B	
n-Propyl Benzene	ND	0.10	0.50	ug/L	1	01/26/2016	01/26/2016 19:40	EPA 8260B	
Styrene	ND	0.065	0.50	ug/L	1	01/26/2016	01/26/2016 19:40	EPA 8260B	
1,1,1,2-Tetrachloroethane	ND	0.11	0.50	ug/L	1	01/26/2016	01/26/2016 19:40	EPA 8260B	
1,1,2,2-Tetrachloroethane	ND	0.099	0.50	ug/L	1	01/26/2016	01/26/2016 19:40	EPA 8260B	
Tetrachloroethene	220	0.81	5.0	ug/L	10	01/26/2016	01/27/2016 20:07	EPA 8260B	D
Tetrahydrofuran	ND	1.2	10	ug/L	1	01/26/2016	01/26/2016 19:40	EPA 8260B	
Toluene	ND	0.053	0.50	ug/L	1	01/26/2016	01/26/2016 19:40	EPA 8260B	
1,2,3-Trichlorobenzene	ND	0.045	2.0	ug/L	1	01/26/2016	01/26/2016 19:40	EPA 8260B	
1,2,4-Trichlorobenzene	ND	0.077	2.0	ug/L	1	01/26/2016	01/26/2016 19:40	EPA 8260B	
1,1,1-Trichloroethane	ND	0.10	0.50	ug/L	1	01/26/2016	01/26/2016 19:40	EPA 8260B	
1,1,2-Trichloroethane	ND	0.10	0.50	ug/L	1	01/26/2016	01/26/2016 19:40	EPA 8260B	
Trichloroethene	6.1	0.062	0.50	ug/L	1	01/26/2016	01/26/2016 19:40	EPA 8260B	
Trichlorofluoromethane	ND	0.13	0.50	ug/L	1	01/26/2016	01/26/2016 19:40	EPA 8260B	
1,2,3-Trichloropropane	ND	0.15	1.0	ug/L	1	01/26/2016	01/26/2016 19:40	EPA 8260B	
1,1,2-Trichlorotrifluoroethane	ND	0.13	0.50	ug/L	1	01/26/2016	01/26/2016 19:40	EPA 8260B	
1,3,5-Trimethylbenzene	ND	0.075	0.50	ug/L	1	01/26/2016	01/26/2016 19:40	EPA 8260B	
1,2,4-Trimethylbenzene	ND	0.060	0.50	ug/L	1	01/26/2016	01/26/2016 19:40	EPA 8260B	
Vinyl chloride	ND	0.16	0.50	ug/L	1	01/26/2016	01/26/2016 19:40	EPA 8260B	
m,p-Xylene	ND	0.057	1.0	ug/L	1	01/26/2016	01/26/2016 19:40	EPA 8260B	
o-Xylene	ND	0.058	0.50	ug/L	1	01/26/2016	01/26/2016 19:40	EPA 8260B	
Surrogate: Dibromofluoromethane			103 %	60-140		01/26/2016	01/26/2016 19:40	EPA 8260B	
Surrogate: Toluene-d8			97.5 %	60-140		01/26/2016	01/26/2016 19:40	EPA 8260B	
Surrogate: 4-Bromofluorobenzene			94.9 %	60-140		01/26/2016	01/26/2016 19:40	EPA 8260B	



2525 Advance Road
 Madison, WI 53718
 608.221.8700 Phone
 608.221.4889 Fax

Revised Report

TRC Environmental Corporation, Inc.
 708 Heartland Trail, Ste 3000
 Madison WI, 53717

Project: Madison Kipp Corp. Quarterly Sampling
 Project Number: 243950.000001
 Project Manager: Andrew Stehn

**MW-23D
 A160502-05 (Water)**

**Date Sampled
 01/22/2016 14:45**

Analyte	Result	Limit of Detection	Limit of Quantitation	Units	Dilution	Prepared	Analyzed	Method	Qualifiers
---------	--------	--------------------	-----------------------	-------	----------	----------	----------	--------	------------

ECCS

Volatile Organic Compounds by Method 8260 - Purge and Trap

Preparation Batch: A601067

Analyte	Result	Limit of Detection	Limit of Quantitation	Units	Dilution	Prepared	Analyzed	Method	Qualifiers
Acetone	ND	3.4	20	ug/L	1	01/26/2016	01/26/2016 19:14	EPA 8260B	
Benzene	ND	0.089	0.50	ug/L	1	01/26/2016	01/26/2016 19:14	EPA 8260B	
Bromobenzene	ND	0.084	0.50	ug/L	1	01/26/2016	01/26/2016 19:14	EPA 8260B	
Bromochloromethane	ND	0.31	0.50	ug/L	1	01/26/2016	01/26/2016 19:14	EPA 8260B	
Bromodichloromethane	ND	0.077	0.50	ug/L	1	01/26/2016	01/26/2016 19:14	EPA 8260B	
Bromoform	ND	0.088	0.50	ug/L	1	01/26/2016	01/26/2016 19:14	EPA 8260B	
Bromomethane	ND	0.59	5.0	ug/L	1	01/26/2016	01/26/2016 19:14	EPA 8260B	
2-Butanone	ND	3.0	20	ug/L	1	01/26/2016	01/26/2016 19:14	EPA 8260B	
n-Butyl Benzene	ND	0.14	0.50	ug/L	1	01/26/2016	01/26/2016 19:14	EPA 8260B	
sec-Butyl Benzene	ND	0.13	0.50	ug/L	1	01/26/2016	01/26/2016 19:14	EPA 8260B	
tert-Butylbenzene	ND	0.12	0.50	ug/L	1	01/26/2016	01/26/2016 19:14	EPA 8260B	
Carbon disulfide	ND	0.053	0.50	ug/L	1	01/26/2016	01/26/2016 19:14	EPA 8260B	
Carbon tetrachloride	ND	0.038	0.50	ug/L	1	01/26/2016	01/26/2016 19:14	EPA 8260B	
Chlorobenzene	ND	0.073	0.50	ug/L	1	01/26/2016	01/26/2016 19:14	EPA 8260B	
Chloroethane	ND	0.25	5.0	ug/L	1	01/26/2016	01/26/2016 19:14	EPA 8260B	
Chloroform	ND	0.062	0.50	ug/L	1	01/26/2016	01/26/2016 19:14	EPA 8260B	
Chloromethane	ND	0.16	2.0	ug/L	1	01/26/2016	01/26/2016 19:14	EPA 8260B	
2-Chlorotoluene	ND	0.075	0.50	ug/L	1	01/26/2016	01/26/2016 19:14	EPA 8260B	
4-Chlorotoluene	ND	0.073	0.50	ug/L	1	01/26/2016	01/26/2016 19:14	EPA 8260B	
1,2-Dibromo-3-chloropropane	ND	0.25	0.50	ug/L	1	01/26/2016	01/26/2016 19:14	EPA 8260B	
Dibromochloromethane	ND	0.091	0.50	ug/L	1	01/26/2016	01/26/2016 19:14	EPA 8260B	
1,2-Dibromoethane (EDB)	ND	0.13	0.50	ug/L	1	01/26/2016	01/26/2016 19:14	EPA 8260B	
Dibromomethane	ND	0.14	0.50	ug/L	1	01/26/2016	01/26/2016 19:14	EPA 8260B	
1,2-Dichlorobenzene	ND	0.076	0.50	ug/L	1	01/26/2016	01/26/2016 19:14	EPA 8260B	
1,4-Dichlorobenzene	ND	0.070	0.50	ug/L	1	01/26/2016	01/26/2016 19:14	EPA 8260B	
1,3-Dichlorobenzene	ND	0.096	0.50	ug/L	1	01/26/2016	01/26/2016 19:14	EPA 8260B	
Dichlorodifluoromethane	0.27	0.11	0.50	ug/L	1	01/26/2016	01/26/2016 19:14	EPA 8260B	J
1,1-Dichloroethane	ND	0.12	0.50	ug/L	1	01/26/2016	01/26/2016 19:14	EPA 8260B	
1,2-Dichloroethane	ND	0.078	0.50	ug/L	1	01/26/2016	01/26/2016 19:14	EPA 8260B	
trans-1,2-Dichloroethene	ND	0.11	0.50	ug/L	1	01/26/2016	01/26/2016 19:14	EPA 8260B	
cis-1,2-Dichloroethene	ND	0.11	0.50	ug/L	1	01/26/2016	01/26/2016 19:14	EPA 8260B	
1,1-Dichloroethene	ND	0.14	0.50	ug/L	1	01/26/2016	01/26/2016 19:14	EPA 8260B	
2,2-Dichloropropane	ND	0.14	0.50	ug/L	1	01/26/2016	01/26/2016 19:14	EPA 8260B	
1,2-Dichloropropane	ND	0.10	0.50	ug/L	1	01/26/2016	01/26/2016 19:14	EPA 8260B	
1,3-Dichloropropane	ND	0.11	0.50	ug/L	1	01/26/2016	01/26/2016 19:14	EPA 8260B	
cis-1,3-Dichloropropene	ND	0.061	0.50	ug/L	1	01/26/2016	01/26/2016 19:14	EPA 8260B	
trans-1,3-Dichloropropene	ND	0.096	0.50	ug/L	1	01/26/2016	01/26/2016 19:14	EPA 8260B	
1,1-Dichloropropene	ND	0.11	0.50	ug/L	1	01/26/2016	01/26/2016 19:14	EPA 8260B	
Diisopropyl Ether	ND	0.15	0.50	ug/L	1	01/26/2016	01/26/2016 19:14	EPA 8260B	



2525 Advance Road
 Madison, WI 53718
 608.221.8700 Phone
 608.221.4889 Fax

Revised Report

TRC Environmental Corporation, Inc. 708 Heartland Trail, Ste 3000 Madison WI, 53717	Project: Madison Kipp Corp. Quarterly Sampling Project Number: 243950.000001 Project Manager: Andrew Stehn
---	--

MW-23D

Date Sampled

A160502-05 (Water)

01/22/2016 14:45

Analyte	Result	Limit of Detection	Limit of Quantitation	Units	Dilution	Prepared	Analyzed	Method	Qualifiers
---------	--------	--------------------	-----------------------	-------	----------	----------	----------	--------	------------

ECCS

Volatile Organic Compounds by Method 8260 - Purge and Trap

Preparation Batch: A601067

Ethylbenzene	ND	0.054	0.50	ug/L	1	01/26/2016	01/26/2016 19:14	EPA 8260B	
Hexachlorobutadiene	ND	0.13	2.0	ug/L	1	01/26/2016	01/26/2016 19:14	EPA 8260B	
n-Hexane	ND	0.21	0.50	ug/L	1	01/26/2016	01/26/2016 19:14	EPA 8260B	
2-Hexanone	ND	0.95	20	ug/L	1	01/26/2016	01/26/2016 19:14	EPA 8260B	
Isopropylbenzene	ND	0.081	0.50	ug/L	1	01/26/2016	01/26/2016 19:14	EPA 8260B	
p-Isopropyltoluene	ND	0.085	0.50	ug/L	1	01/26/2016	01/26/2016 19:14	EPA 8260B	
Methylene chloride	0.57	0.14	2.0	ug/L	1	01/26/2016	01/26/2016 19:14	EPA 8260B	J
4-Methyl-2-pentanone	ND	0.77	20	ug/L	1	01/26/2016	01/26/2016 19:14	EPA 8260B	
Methyl t-Butyl Ether	ND	0.14	0.50	ug/L	1	01/26/2016	01/26/2016 19:14	EPA 8260B	
Naphthalene	ND	0.088	5.0	ug/L	1	01/26/2016	01/26/2016 19:14	EPA 8260B	
n-Propyl Benzene	ND	0.10	0.50	ug/L	1	01/26/2016	01/26/2016 19:14	EPA 8260B	
Styrene	ND	0.065	0.50	ug/L	1	01/26/2016	01/26/2016 19:14	EPA 8260B	
1,1,1,2-Tetrachloroethane	ND	0.11	0.50	ug/L	1	01/26/2016	01/26/2016 19:14	EPA 8260B	
1,1,2,2-Tetrachloroethane	ND	0.099	0.50	ug/L	1	01/26/2016	01/26/2016 19:14	EPA 8260B	
Tetrachloroethene	170	0.81	5.0	ug/L	10	01/26/2016	01/27/2016 20:34	EPA 8260B	D
Tetrahydrofuran	ND	1.2	10	ug/L	1	01/26/2016	01/26/2016 19:14	EPA 8260B	
Toluene	ND	0.053	0.50	ug/L	1	01/26/2016	01/26/2016 19:14	EPA 8260B	
1,2,3-Trichlorobenzene	ND	0.045	2.0	ug/L	1	01/26/2016	01/26/2016 19:14	EPA 8260B	
1,2,4-Trichlorobenzene	ND	0.077	2.0	ug/L	1	01/26/2016	01/26/2016 19:14	EPA 8260B	
1,1,1-Trichloroethane	ND	0.10	0.50	ug/L	1	01/26/2016	01/26/2016 19:14	EPA 8260B	
1,1,2-Trichloroethane	ND	0.10	0.50	ug/L	1	01/26/2016	01/26/2016 19:14	EPA 8260B	
Trichloroethene	0.22	0.062	0.50	ug/L	1	01/26/2016	01/26/2016 19:14	EPA 8260B	J
Trichlorofluoromethane	ND	0.13	0.50	ug/L	1	01/26/2016	01/26/2016 19:14	EPA 8260B	
1,2,3-Trichloropropane	ND	0.15	1.0	ug/L	1	01/26/2016	01/26/2016 19:14	EPA 8260B	
1,1,2-Trichlorotrifluoroethane	ND	0.13	0.50	ug/L	1	01/26/2016	01/26/2016 19:14	EPA 8260B	
1,3,5-Trimethylbenzene	ND	0.075	0.50	ug/L	1	01/26/2016	01/26/2016 19:14	EPA 8260B	
1,2,4-Trimethylbenzene	ND	0.060	0.50	ug/L	1	01/26/2016	01/26/2016 19:14	EPA 8260B	
Vinyl chloride	ND	0.16	0.50	ug/L	1	01/26/2016	01/26/2016 19:14	EPA 8260B	
m,p-Xylene	ND	0.057	1.0	ug/L	1	01/26/2016	01/26/2016 19:14	EPA 8260B	
o-Xylene	ND	0.058	0.50	ug/L	1	01/26/2016	01/26/2016 19:14	EPA 8260B	

<i>Surrogate: Dibromofluoromethane</i>		<i>101 %</i>	<i>60-140</i>		<i>01/26/2016</i>	<i>01/26/2016 19:14</i>	<i>EPA 8260B</i>
<i>Surrogate: Toluene-d8</i>		<i>95.3 %</i>	<i>60-140</i>		<i>01/26/2016</i>	<i>01/26/2016 19:14</i>	<i>EPA 8260B</i>
<i>Surrogate: 4-Bromofluorobenzene</i>		<i>97.3 %</i>	<i>60-140</i>		<i>01/26/2016</i>	<i>01/26/2016 19:14</i>	<i>EPA 8260B</i>



Revised Report

TRC Environmental Corporation, Inc.
708 Heartland Trail, Ste 3000
Madison WI, 53717

Project: Madison Kipp Corp. Quarterly Sampling
Project Number: 243950.000001
Project Manager: Andrew Stehn

MW-25D2
A160502-06 (Water)

Date Sampled
01/21/2016 13:40

Analyte	Result	Limit of Detection	Limit of Quantitation	Units	Dilution	Prepared	Analyzed	Method	Qualifiers
---------	--------	--------------------	-----------------------	-------	----------	----------	----------	--------	------------

ECCS

Volatile Organic Compounds by Method 8260 - Purge and Trap

Preparation Batch: A601067

Analyte	Result	Limit of Detection	Limit of Quantitation	Units	Dilution	Prepared	Analyzed	Method	Qualifiers
Acetone	ND	3.4	20	ug/L	1	01/26/2016	01/26/2016 18:47	EPA 8260B	
Benzene	ND	0.089	0.50	ug/L	1	01/26/2016	01/26/2016 18:47	EPA 8260B	
Bromobenzene	ND	0.084	0.50	ug/L	1	01/26/2016	01/26/2016 18:47	EPA 8260B	
Bromochloromethane	ND	0.31	0.50	ug/L	1	01/26/2016	01/26/2016 18:47	EPA 8260B	
Bromodichloromethane	ND	0.077	0.50	ug/L	1	01/26/2016	01/26/2016 18:47	EPA 8260B	
Bromoform	ND	0.088	0.50	ug/L	1	01/26/2016	01/26/2016 18:47	EPA 8260B	
Bromomethane	ND	0.59	5.0	ug/L	1	01/26/2016	01/26/2016 18:47	EPA 8260B	
2-Butanone	ND	3.0	20	ug/L	1	01/26/2016	01/26/2016 18:47	EPA 8260B	
n-Butyl Benzene	ND	0.14	0.50	ug/L	1	01/26/2016	01/26/2016 18:47	EPA 8260B	
sec-Butyl Benzene	ND	0.13	0.50	ug/L	1	01/26/2016	01/26/2016 18:47	EPA 8260B	
tert-Butylbenzene	ND	0.12	0.50	ug/L	1	01/26/2016	01/26/2016 18:47	EPA 8260B	
Carbon disulfide	ND	0.053	0.50	ug/L	1	01/26/2016	01/26/2016 18:47	EPA 8260B	
Carbon tetrachloride	ND	0.038	0.50	ug/L	1	01/26/2016	01/26/2016 18:47	EPA 8260B	
Chlorobenzene	ND	0.073	0.50	ug/L	1	01/26/2016	01/26/2016 18:47	EPA 8260B	
Chloroethane	ND	0.25	5.0	ug/L	1	01/26/2016	01/26/2016 18:47	EPA 8260B	
Chloroform	ND	0.062	0.50	ug/L	1	01/26/2016	01/26/2016 18:47	EPA 8260B	
Chloromethane	ND	0.16	2.0	ug/L	1	01/26/2016	01/26/2016 18:47	EPA 8260B	
2-Chlorotoluene	ND	0.075	0.50	ug/L	1	01/26/2016	01/26/2016 18:47	EPA 8260B	
4-Chlorotoluene	ND	0.073	0.50	ug/L	1	01/26/2016	01/26/2016 18:47	EPA 8260B	
1,2-Dibromo-3-chloropropane	ND	0.25	0.50	ug/L	1	01/26/2016	01/26/2016 18:47	EPA 8260B	
Dibromochloromethane	ND	0.091	0.50	ug/L	1	01/26/2016	01/26/2016 18:47	EPA 8260B	
1,2-Dibromoethane (EDB)	ND	0.13	0.50	ug/L	1	01/26/2016	01/26/2016 18:47	EPA 8260B	
Dibromomethane	ND	0.14	0.50	ug/L	1	01/26/2016	01/26/2016 18:47	EPA 8260B	
1,2-Dichlorobenzene	ND	0.076	0.50	ug/L	1	01/26/2016	01/26/2016 18:47	EPA 8260B	
1,4-Dichlorobenzene	ND	0.070	0.50	ug/L	1	01/26/2016	01/26/2016 18:47	EPA 8260B	
1,3-Dichlorobenzene	ND	0.096	0.50	ug/L	1	01/26/2016	01/26/2016 18:47	EPA 8260B	
Dichlorodifluoromethane	ND	0.11	0.50	ug/L	1	01/26/2016	01/26/2016 18:47	EPA 8260B	
1,1-Dichloroethane	ND	0.12	0.50	ug/L	1	01/26/2016	01/26/2016 18:47	EPA 8260B	
1,2-Dichloroethane	ND	0.078	0.50	ug/L	1	01/26/2016	01/26/2016 18:47	EPA 8260B	
trans-1,2-Dichloroethene	ND	0.11	0.50	ug/L	1	01/26/2016	01/26/2016 18:47	EPA 8260B	
cis-1,2-Dichloroethene	ND	0.11	0.50	ug/L	1	01/26/2016	01/26/2016 18:47	EPA 8260B	
1,1-Dichloroethene	ND	0.14	0.50	ug/L	1	01/26/2016	01/26/2016 18:47	EPA 8260B	
2,2-Dichloropropane	ND	0.14	0.50	ug/L	1	01/26/2016	01/26/2016 18:47	EPA 8260B	
1,2-Dichloropropane	ND	0.10	0.50	ug/L	1	01/26/2016	01/26/2016 18:47	EPA 8260B	
1,3-Dichloropropane	ND	0.11	0.50	ug/L	1	01/26/2016	01/26/2016 18:47	EPA 8260B	
cis-1,3-Dichloropropene	ND	0.061	0.50	ug/L	1	01/26/2016	01/26/2016 18:47	EPA 8260B	
trans-1,3-Dichloropropene	ND	0.096	0.50	ug/L	1	01/26/2016	01/26/2016 18:47	EPA 8260B	
1,1-Dichloropropene	ND	0.11	0.50	ug/L	1	01/26/2016	01/26/2016 18:47	EPA 8260B	
Diisopropyl Ether	ND	0.15	0.50	ug/L	1	01/26/2016	01/26/2016 18:47	EPA 8260B	



2525 Advance Road
Madison, WI 53718
608.221.8700 Phone
608.221.4889 Fax

Revised Report

TRC Environmental Corporation, Inc.
708 Heartland Trail, Ste 3000
Madison WI, 53717

Project: Madison Kipp Corp. Quarterly Sampling
Project Number: 243950.000001
Project Manager: Andrew Stehn

**MW-25D2
A160502-06 (Water)**

**Date Sampled
01/21/2016 13:40**

Analyte	Result	Limit of Detection	Limit of Quantitation	Units	Dilution	Prepared	Analyzed	Method	Qualifiers
---------	--------	--------------------	-----------------------	-------	----------	----------	----------	--------	------------

ECCS

Volatile Organic Compounds by Method 8260 - Purge and Trap

Preparation Batch: A601067

Ethylbenzene	ND	0.054	0.50	ug/L	1	01/26/2016	01/26/2016 18:47	EPA 8260B	
Hexachlorobutadiene	ND	0.13	2.0	ug/L	1	01/26/2016	01/26/2016 18:47	EPA 8260B	
n-Hexane	ND	0.21	0.50	ug/L	1	01/26/2016	01/26/2016 18:47	EPA 8260B	
2-Hexanone	ND	0.95	20	ug/L	1	01/26/2016	01/26/2016 18:47	EPA 8260B	
Isopropylbenzene	ND	0.081	0.50	ug/L	1	01/26/2016	01/26/2016 18:47	EPA 8260B	
p-Isopropyltoluene	ND	0.085	0.50	ug/L	1	01/26/2016	01/26/2016 18:47	EPA 8260B	
Methylene chloride	0.38	0.14	2.0	ug/L	1	01/26/2016	01/26/2016 18:47	EPA 8260B	J
4-Methyl-2-pentanone	ND	0.77	20	ug/L	1	01/26/2016	01/26/2016 18:47	EPA 8260B	
Methyl t-Butyl Ether	ND	0.14	0.50	ug/L	1	01/26/2016	01/26/2016 18:47	EPA 8260B	
Naphthalene	ND	0.088	5.0	ug/L	1	01/26/2016	01/26/2016 18:47	EPA 8260B	
n-Propyl Benzene	ND	0.10	0.50	ug/L	1	01/26/2016	01/26/2016 18:47	EPA 8260B	
Styrene	ND	0.065	0.50	ug/L	1	01/26/2016	01/26/2016 18:47	EPA 8260B	
1,1,1,2-Tetrachloroethane	ND	0.11	0.50	ug/L	1	01/26/2016	01/26/2016 18:47	EPA 8260B	
1,1,2,2-Tetrachloroethane	ND	0.099	0.50	ug/L	1	01/26/2016	01/26/2016 18:47	EPA 8260B	
Tetrachloroethene	ND	0.081	0.50	ug/L	1	01/26/2016	01/26/2016 18:47	EPA 8260B	
Tetrahydrofuran	ND	1.2	10	ug/L	1	01/26/2016	01/26/2016 18:47	EPA 8260B	
Toluene	ND	0.053	0.50	ug/L	1	01/26/2016	01/26/2016 18:47	EPA 8260B	
1,2,3-Trichlorobenzene	ND	0.045	2.0	ug/L	1	01/26/2016	01/26/2016 18:47	EPA 8260B	
1,2,4-Trichlorobenzene	ND	0.077	2.0	ug/L	1	01/26/2016	01/26/2016 18:47	EPA 8260B	
1,1,1-Trichloroethane	ND	0.10	0.50	ug/L	1	01/26/2016	01/26/2016 18:47	EPA 8260B	
1,1,2-Trichloroethane	ND	0.10	0.50	ug/L	1	01/26/2016	01/26/2016 18:47	EPA 8260B	
Trichloroethene	ND	0.062	0.50	ug/L	1	01/26/2016	01/26/2016 18:47	EPA 8260B	
Trichlorofluoromethane	ND	0.13	0.50	ug/L	1	01/26/2016	01/26/2016 18:47	EPA 8260B	
1,2,3-Trichloropropane	ND	0.15	1.0	ug/L	1	01/26/2016	01/26/2016 18:47	EPA 8260B	
1,1,2-Trichlorotrifluoroethane	ND	0.13	0.50	ug/L	1	01/26/2016	01/26/2016 18:47	EPA 8260B	
1,3,5-Trimethylbenzene	ND	0.075	0.50	ug/L	1	01/26/2016	01/26/2016 18:47	EPA 8260B	
1,2,4-Trimethylbenzene	ND	0.060	0.50	ug/L	1	01/26/2016	01/26/2016 18:47	EPA 8260B	
Vinyl chloride	ND	0.16	0.50	ug/L	1	01/26/2016	01/26/2016 18:47	EPA 8260B	
m,p-Xylene	ND	0.057	1.0	ug/L	1	01/26/2016	01/26/2016 18:47	EPA 8260B	
o-Xylene	ND	0.058	0.50	ug/L	1	01/26/2016	01/26/2016 18:47	EPA 8260B	
<i>Surrogate: Dibromofluoromethane</i>			<i>101 %</i>	<i>60-140</i>		<i>01/26/2016</i>	<i>01/26/2016 18:47</i>	<i>EPA 8260B</i>	
<i>Surrogate: Toluene-d8</i>			<i>95.1 %</i>	<i>60-140</i>		<i>01/26/2016</i>	<i>01/26/2016 18:47</i>	<i>EPA 8260B</i>	
<i>Surrogate: 4-Bromofluorobenzene</i>			<i>96.5 %</i>	<i>60-140</i>		<i>01/26/2016</i>	<i>01/26/2016 18:47</i>	<i>EPA 8260B</i>	



2525 Advance Road
 Madison, WI 53718
 608.221.8700 Phone
 608.221.4889 Fax

Revised Report

TRC Environmental Corporation, Inc. 708 Heartland Trail, Ste 3000 Madison WI, 53717	Project: Madison Kipp Corp. Quarterly Sampling Project Number: 243950.000001 Project Manager: Andrew Stehn
---	--

MW-27D
A160502-07 (Water)

Date Sampled
 01/21/2016 10:05

Analyte	Result	Limit of Detection	Limit of Quantitation	Units	Dilution	Prepared	Analyzed	Method	Qualifiers
---------	--------	--------------------	-----------------------	-------	----------	----------	----------	--------	------------

ECCS

Volatile Organic Compounds by Method 8260 - Purge and Trap

Preparation Batch: A601067

Acetone	7.1	3.4	20	ug/L	1	01/26/2016	01/27/2016 14:51	EPA 8260B	J
Benzene	ND	0.089	0.50	ug/L	1	01/26/2016	01/27/2016 14:51	EPA 8260B	
Bromobenzene	ND	0.084	0.50	ug/L	1	01/26/2016	01/27/2016 14:51	EPA 8260B	
Bromochloromethane	ND	0.31	0.50	ug/L	1	01/26/2016	01/27/2016 14:51	EPA 8260B	
Bromodichloromethane	ND	0.077	0.50	ug/L	1	01/26/2016	01/27/2016 14:51	EPA 8260B	
Bromoform	ND	0.088	0.50	ug/L	1	01/26/2016	01/27/2016 14:51	EPA 8260B	
Bromomethane	ND	0.59	5.0	ug/L	1	01/26/2016	01/27/2016 14:51	EPA 8260B	
2-Butanone	ND	3.0	20	ug/L	1	01/26/2016	01/27/2016 14:51	EPA 8260B	
n-Butyl Benzene	ND	0.14	0.50	ug/L	1	01/26/2016	01/27/2016 14:51	EPA 8260B	
sec-Butyl Benzene	ND	0.13	0.50	ug/L	1	01/26/2016	01/27/2016 14:51	EPA 8260B	
tert-Butylbenzene	ND	0.12	0.50	ug/L	1	01/26/2016	01/27/2016 14:51	EPA 8260B	
Carbon disulfide	ND	0.053	0.50	ug/L	1	01/26/2016	01/27/2016 14:51	EPA 8260B	
Carbon tetrachloride	ND	0.038	0.50	ug/L	1	01/26/2016	01/27/2016 14:51	EPA 8260B	
Chlorobenzene	ND	0.073	0.50	ug/L	1	01/26/2016	01/27/2016 14:51	EPA 8260B	
Chloroethane	ND	0.25	5.0	ug/L	1	01/26/2016	01/27/2016 14:51	EPA 8260B	
Chloroform	ND	0.062	0.50	ug/L	1	01/26/2016	01/27/2016 14:51	EPA 8260B	
Chloromethane	ND	0.16	2.0	ug/L	1	01/26/2016	01/27/2016 14:51	EPA 8260B	
2-Chlorotoluene	ND	0.075	0.50	ug/L	1	01/26/2016	01/27/2016 14:51	EPA 8260B	
4-Chlorotoluene	ND	0.073	0.50	ug/L	1	01/26/2016	01/27/2016 14:51	EPA 8260B	
1,2-Dibromo-3-chloropropane	ND	0.25	0.50	ug/L	1	01/26/2016	01/27/2016 14:51	EPA 8260B	
Dibromochloromethane	ND	0.091	0.50	ug/L	1	01/26/2016	01/27/2016 14:51	EPA 8260B	
1,2-Dibromoethane (EDB)	ND	0.13	0.50	ug/L	1	01/26/2016	01/27/2016 14:51	EPA 8260B	
Dibromomethane	ND	0.14	0.50	ug/L	1	01/26/2016	01/27/2016 14:51	EPA 8260B	
1,2-Dichlorobenzene	ND	0.076	0.50	ug/L	1	01/26/2016	01/27/2016 14:51	EPA 8260B	
1,4-Dichlorobenzene	ND	0.070	0.50	ug/L	1	01/26/2016	01/27/2016 14:51	EPA 8260B	
1,3-Dichlorobenzene	ND	0.096	0.50	ug/L	1	01/26/2016	01/27/2016 14:51	EPA 8260B	
Dichlorodifluoromethane	ND	0.11	0.50	ug/L	1	01/26/2016	01/27/2016 14:51	EPA 8260B	
1,1-Dichloroethane	ND	0.12	0.50	ug/L	1	01/26/2016	01/27/2016 14:51	EPA 8260B	
1,2-Dichloroethane	ND	0.078	0.50	ug/L	1	01/26/2016	01/27/2016 14:51	EPA 8260B	
trans-1,2-Dichloroethene	0.17	0.11	0.50	ug/L	1	01/26/2016	01/27/2016 14:51	EPA 8260B	J
cis-1,2-Dichloroethene	1.9	0.11	0.50	ug/L	1	01/26/2016	01/27/2016 14:51	EPA 8260B	
1,1-Dichloroethene	ND	0.14	0.50	ug/L	1	01/26/2016	01/27/2016 14:51	EPA 8260B	
2,2-Dichloropropane	ND	0.14	0.50	ug/L	1	01/26/2016	01/27/2016 14:51	EPA 8260B	
1,2-Dichloropropane	ND	0.10	0.50	ug/L	1	01/26/2016	01/27/2016 14:51	EPA 8260B	
1,3-Dichloropropane	ND	0.11	0.50	ug/L	1	01/26/2016	01/27/2016 14:51	EPA 8260B	
cis-1,3-Dichloropropene	ND	0.061	0.50	ug/L	1	01/26/2016	01/27/2016 14:51	EPA 8260B	
trans-1,3-Dichloropropene	ND	0.096	0.50	ug/L	1	01/26/2016	01/27/2016 14:51	EPA 8260B	
1,1-Dichloropropene	ND	0.11	0.50	ug/L	1	01/26/2016	01/27/2016 14:51	EPA 8260B	
Diisopropyl Ether	ND	0.15	0.50	ug/L	1	01/26/2016	01/27/2016 14:51	EPA 8260B	
Ethylbenzene	ND	0.054	0.50	ug/L	1	01/26/2016	01/27/2016 14:51	EPA 8260B	



2525 Advance Road
Madison, WI 53718
608.221.8700 Phone
608.221.4889 Fax

Revised Report

TRC Environmental Corporation, Inc.
708 Heartland Trail, Ste 3000
Madison WI, 53717

Project: Madison Kipp Corp. Quarterly Sampling
Project Number: 243950.000001
Project Manager: Andrew Stehn

MW-27D
A160502-07 (Water)

Date Sampled
01/21/2016 10:05

Analyte	Result	Limit of Detection	Limit of Quantitation	Units	Dilution	Prepared	Analyzed	Method	Qualifiers
---------	--------	--------------------	-----------------------	-------	----------	----------	----------	--------	------------

ECCS

Volatile Organic Compounds by Method 8260 - Purge and Trap

Preparation Batch: A601067

Hexachlorobutadiene	ND	0.13	2.0	ug/L	1	01/26/2016	01/27/2016 14:51	EPA 8260B	
n-Hexane	ND	0.21	0.50	ug/L	1	01/26/2016	01/27/2016 14:51	EPA 8260B	
2-Hexanone	ND	0.95	20	ug/L	1	01/26/2016	01/27/2016 14:51	EPA 8260B	
Isopropylbenzene	ND	0.081	0.50	ug/L	1	01/26/2016	01/27/2016 14:51	EPA 8260B	
p-Isopropyltoluene	ND	0.085	0.50	ug/L	1	01/26/2016	01/27/2016 14:51	EPA 8260B	
Methylene chloride	0.41	0.14	2.0	ug/L	1	01/26/2016	01/27/2016 14:51	EPA 8260B	J
4-Methyl-2-pentanone	ND	0.77	20	ug/L	1	01/26/2016	01/27/2016 14:51	EPA 8260B	
Methyl t-Butyl Ether	0.68	0.14	0.50	ug/L	1	01/26/2016	01/27/2016 14:51	EPA 8260B	
Naphthalene	ND	0.088	5.0	ug/L	1	01/26/2016	01/27/2016 14:51	EPA 8260B	
n-Propyl Benzene	ND	0.10	0.50	ug/L	1	01/26/2016	01/27/2016 14:51	EPA 8260B	
Styrene	ND	0.065	0.50	ug/L	1	01/26/2016	01/27/2016 14:51	EPA 8260B	
1,1,1,2-Tetrachloroethane	ND	0.11	0.50	ug/L	1	01/26/2016	01/27/2016 14:51	EPA 8260B	
1,1,2,2-Tetrachloroethane	ND	0.099	0.50	ug/L	1	01/26/2016	01/27/2016 14:51	EPA 8260B	
Tetrachloroethene	4.5	0.081	0.50	ug/L	1	01/26/2016	01/27/2016 14:51	EPA 8260B	
Tetrahydrofuran	ND	1.2	10	ug/L	1	01/26/2016	01/27/2016 14:51	EPA 8260B	
Toluene	ND	0.053	0.50	ug/L	1	01/26/2016	01/27/2016 14:51	EPA 8260B	
1,2,3-Trichlorobenzene	ND	0.045	2.0	ug/L	1	01/26/2016	01/27/2016 14:51	EPA 8260B	
1,2,4-Trichlorobenzene	ND	0.077	2.0	ug/L	1	01/26/2016	01/27/2016 14:51	EPA 8260B	
1,1,1-Trichloroethane	ND	0.10	0.50	ug/L	1	01/26/2016	01/27/2016 14:51	EPA 8260B	
1,1,2-Trichloroethane	ND	0.10	0.50	ug/L	1	01/26/2016	01/27/2016 14:51	EPA 8260B	
Trichloroethene	2.8	0.062	0.50	ug/L	1	01/26/2016	01/27/2016 14:51	EPA 8260B	
Trichlorofluoromethane	ND	0.13	0.50	ug/L	1	01/26/2016	01/27/2016 14:51	EPA 8260B	
1,2,3-Trichloropropane	ND	0.15	1.0	ug/L	1	01/26/2016	01/27/2016 14:51	EPA 8260B	
1,1,2-Trichlorotrifluoroethane	ND	0.13	0.50	ug/L	1	01/26/2016	01/27/2016 14:51	EPA 8260B	
1,3,5-Trimethylbenzene	ND	0.075	0.50	ug/L	1	01/26/2016	01/27/2016 14:51	EPA 8260B	
1,2,4-Trimethylbenzene	ND	0.060	0.50	ug/L	1	01/26/2016	01/27/2016 14:51	EPA 8260B	
Vinyl chloride	ND	0.16	0.50	ug/L	1	01/26/2016	01/27/2016 14:51	EPA 8260B	
m,p-Xylene	ND	0.057	1.0	ug/L	1	01/26/2016	01/27/2016 14:51	EPA 8260B	
o-Xylene	ND	0.058	0.50	ug/L	1	01/26/2016	01/27/2016 14:51	EPA 8260B	

Surrogate: Dibromofluoromethane

90.7 % 60-140

01/26/2016

01/27/2016 14:51

EPA 8260B

Surrogate: Toluene-d8

102 % 60-140

01/26/2016

01/27/2016 14:51

EPA 8260B

Surrogate: 4-Bromofluorobenzene

94.5 % 60-140

01/26/2016

01/27/2016 14:51

EPA 8260B



2525 Advance Road
 Madison, WI 53718
 608.221.8700 Phone
 608.221.4889 Fax

Revised Report

TRC Environmental Corporation, Inc.
 708 Heartland Trail, Ste 3000
 Madison WI, 53717

Project: Madison Kipp Corp. Quarterly Sampling
 Project Number: 243950.000001
 Project Manager: Andrew Stehn

MW-2D

A160502-08 (Water)

Date Sampled
 01/25/2016 12:45

Analyte	Result	Limit of Detection	Limit of Quantitation	Units	Dilution	Prepared	Analyzed	Method	Qualifiers
---------	--------	--------------------	-----------------------	-------	----------	----------	----------	--------	------------

ECCS

Volatile Organic Compounds by Method 8260 - Purge and Trap

Preparation Batch: A601067

Acetone	ND	17	100	ug/L	5	01/26/2016	01/27/2016 21:00	EPA 8260B	
Benzene	ND	0.45	2.5	ug/L	5	01/26/2016	01/27/2016 21:00	EPA 8260B	
Bromobenzene	ND	0.42	2.5	ug/L	5	01/26/2016	01/27/2016 21:00	EPA 8260B	
Bromochloromethane	ND	1.6	2.5	ug/L	5	01/26/2016	01/27/2016 21:00	EPA 8260B	
Bromodichloromethane	ND	0.39	2.5	ug/L	5	01/26/2016	01/27/2016 21:00	EPA 8260B	
Bromoform	ND	0.44	2.5	ug/L	5	01/26/2016	01/27/2016 21:00	EPA 8260B	
Bromomethane	ND	3.0	25	ug/L	5	01/26/2016	01/27/2016 21:00	EPA 8260B	
2-Butanone	ND	15	100	ug/L	5	01/26/2016	01/27/2016 21:00	EPA 8260B	
n-Butyl Benzene	ND	0.70	2.5	ug/L	5	01/26/2016	01/27/2016 21:00	EPA 8260B	
sec-Butyl Benzene	ND	0.65	2.5	ug/L	5	01/26/2016	01/27/2016 21:00	EPA 8260B	
tert-Butylbenzene	ND	0.60	2.5	ug/L	5	01/26/2016	01/27/2016 21:00	EPA 8260B	
Carbon disulfide	ND	0.27	2.5	ug/L	5	01/26/2016	01/27/2016 21:00	EPA 8260B	
Carbon tetrachloride	ND	0.19	2.5	ug/L	5	01/26/2016	01/27/2016 21:00	EPA 8260B	
Chlorobenzene	ND	0.37	2.5	ug/L	5	01/26/2016	01/27/2016 21:00	EPA 8260B	
Chloroethane	ND	1.3	25	ug/L	5	01/26/2016	01/27/2016 21:00	EPA 8260B	
Chloroform	ND	0.31	2.5	ug/L	5	01/26/2016	01/27/2016 21:00	EPA 8260B	
Chloromethane	ND	0.80	10	ug/L	5	01/26/2016	01/27/2016 21:00	EPA 8260B	
2-Chlorotoluene	ND	0.38	2.5	ug/L	5	01/26/2016	01/27/2016 21:00	EPA 8260B	
4-Chlorotoluene	ND	0.37	2.5	ug/L	5	01/26/2016	01/27/2016 21:00	EPA 8260B	
1,2-Dibromo-3-chloropropane	ND	1.3	2.5	ug/L	5	01/26/2016	01/27/2016 21:00	EPA 8260B	
Dibromochloromethane	ND	0.46	2.5	ug/L	5	01/26/2016	01/27/2016 21:00	EPA 8260B	
1,2-Dibromoethane (EDB)	ND	0.65	2.5	ug/L	5	01/26/2016	01/27/2016 21:00	EPA 8260B	
Dibromomethane	ND	0.70	2.5	ug/L	5	01/26/2016	01/27/2016 21:00	EPA 8260B	
1,2-Dichlorobenzene	0.45	0.38	2.5	ug/L	5	01/26/2016	01/27/2016 21:00	EPA 8260B	J, D
1,4-Dichlorobenzene	ND	0.35	2.5	ug/L	5	01/26/2016	01/27/2016 21:00	EPA 8260B	
1,3-Dichlorobenzene	ND	0.48	2.5	ug/L	5	01/26/2016	01/27/2016 21:00	EPA 8260B	
Dichlorodifluoromethane	ND	0.55	2.5	ug/L	5	01/26/2016	01/27/2016 21:00	EPA 8260B	
1,1-Dichloroethane	ND	0.60	2.5	ug/L	5	01/26/2016	01/27/2016 21:00	EPA 8260B	
1,2-Dichloroethane	ND	0.39	2.5	ug/L	5	01/26/2016	01/27/2016 21:00	EPA 8260B	
trans-1,2-Dichloroethene	ND	0.55	2.5	ug/L	5	01/26/2016	01/27/2016 21:00	EPA 8260B	
cis-1,2-Dichloroethene	ND	0.55	2.5	ug/L	5	01/26/2016	01/27/2016 21:00	EPA 8260B	
1,1-Dichloroethene	ND	0.70	2.5	ug/L	5	01/26/2016	01/27/2016 21:00	EPA 8260B	
2,2-Dichloropropane	ND	0.70	2.5	ug/L	5	01/26/2016	01/27/2016 21:00	EPA 8260B	
1,2-Dichloropropane	ND	0.50	2.5	ug/L	5	01/26/2016	01/27/2016 21:00	EPA 8260B	
1,3-Dichloropropane	ND	0.55	2.5	ug/L	5	01/26/2016	01/27/2016 21:00	EPA 8260B	
cis-1,3-Dichloropropene	ND	0.31	2.5	ug/L	5	01/26/2016	01/27/2016 21:00	EPA 8260B	
trans-1,3-Dichloropropene	ND	0.48	2.5	ug/L	5	01/26/2016	01/27/2016 21:00	EPA 8260B	
1,1-Dichloropropene	ND	0.55	2.5	ug/L	5	01/26/2016	01/27/2016 21:00	EPA 8260B	
Diisopropyl Ether	ND	0.75	2.5	ug/L	5	01/26/2016	01/27/2016 21:00	EPA 8260B	



2525 Advance Road
 Madison, WI 53718
 608.221.8700 Phone
 608.221.4889 Fax

Revised Report

TRC Environmental Corporation, Inc.
 708 Heartland Trail, Ste 3000
 Madison WI, 53717

Project: Madison Kipp Corp. Quarterly Sampling
 Project Number: 243950.000001
 Project Manager: Andrew Stehn

**MW-2D
 A160502-08 (Water)**

**Date Sampled
 01/25/2016 12:45**

Analyte	Result	Limit of Detection	Limit of Quantitation	Units	Dilution	Prepared	Analyzed	Method	Qualifiers
---------	--------	--------------------	-----------------------	-------	----------	----------	----------	--------	------------

ECCS

Volatile Organic Compounds by Method 8260 - Purge and Trap

Preparation Batch: A601067

Ethylbenzene	ND	0.27	2.5	ug/L	5	01/26/2016	01/27/2016 21:00	EPA 8260B	
Hexachlorobutadiene	ND	0.65	10	ug/L	5	01/26/2016	01/27/2016 21:00	EPA 8260B	
n-Hexane	ND	1.1	2.5	ug/L	5	01/26/2016	01/27/2016 21:00	EPA 8260B	
2-Hexanone	ND	4.8	100	ug/L	5	01/26/2016	01/27/2016 21:00	EPA 8260B	
Isopropylbenzene	ND	0.41	2.5	ug/L	5	01/26/2016	01/27/2016 21:00	EPA 8260B	
p-Isopropyltoluene	ND	0.43	2.5	ug/L	5	01/26/2016	01/27/2016 21:00	EPA 8260B	
Methylene chloride	ND	0.70	10	ug/L	5	01/26/2016	01/27/2016 21:00	EPA 8260B	
4-Methyl-2-pentanone	ND	3.9	100	ug/L	5	01/26/2016	01/27/2016 21:00	EPA 8260B	
Methyl t-Butyl Ether	ND	0.70	2.5	ug/L	5	01/26/2016	01/27/2016 21:00	EPA 8260B	
Naphthalene	ND	0.44	25	ug/L	5	01/26/2016	01/27/2016 21:00	EPA 8260B	
n-Propyl Benzene	ND	0.50	2.5	ug/L	5	01/26/2016	01/27/2016 21:00	EPA 8260B	
Styrene	ND	0.33	2.5	ug/L	5	01/26/2016	01/27/2016 21:00	EPA 8260B	
1,1,1,2-Tetrachloroethane	ND	0.55	2.5	ug/L	5	01/26/2016	01/27/2016 21:00	EPA 8260B	
1,1,2,2-Tetrachloroethane	ND	0.50	2.5	ug/L	5	01/26/2016	01/27/2016 21:00	EPA 8260B	
Tetrachloroethene	85	0.41	2.5	ug/L	5	01/26/2016	01/27/2016 21:00	EPA 8260B	D
Tetrahydrofuran	ND	6.0	50	ug/L	5	01/26/2016	01/27/2016 21:00	EPA 8260B	
Toluene	0.30	0.27	2.5	ug/L	5	01/26/2016	01/27/2016 21:00	EPA 8260B	J, D
1,2,3-Trichlorobenzene	ND	0.23	10	ug/L	5	01/26/2016	01/27/2016 21:00	EPA 8260B	
1,2,4-Trichlorobenzene	0.85	0.39	10	ug/L	5	01/26/2016	01/27/2016 21:00	EPA 8260B	J, D
1,1,1-Trichloroethane	ND	0.50	2.5	ug/L	5	01/26/2016	01/27/2016 21:00	EPA 8260B	
1,1,2-Trichloroethane	ND	0.50	2.5	ug/L	5	01/26/2016	01/27/2016 21:00	EPA 8260B	
Trichloroethene	0.60	0.31	2.5	ug/L	5	01/26/2016	01/27/2016 21:00	EPA 8260B	J, D
Trichlorofluoromethane	ND	0.65	2.5	ug/L	5	01/26/2016	01/27/2016 21:00	EPA 8260B	
1,2,3-Trichloropropane	ND	0.75	5.0	ug/L	5	01/26/2016	01/27/2016 21:00	EPA 8260B	
1,1,2-Trichlorotrifluoroethane	ND	0.65	2.5	ug/L	5	01/26/2016	01/27/2016 21:00	EPA 8260B	
1,3,5-Trimethylbenzene	ND	0.38	2.5	ug/L	5	01/26/2016	01/27/2016 21:00	EPA 8260B	
1,2,4-Trimethylbenzene	ND	0.30	2.5	ug/L	5	01/26/2016	01/27/2016 21:00	EPA 8260B	
Vinyl chloride	ND	0.80	2.5	ug/L	5	01/26/2016	01/27/2016 21:00	EPA 8260B	
m,p-Xylene	ND	0.29	5.0	ug/L	5	01/26/2016	01/27/2016 21:00	EPA 8260B	
o-Xylene	ND	0.29	2.5	ug/L	5	01/26/2016	01/27/2016 21:00	EPA 8260B	
Surrogate: Dibromofluoromethane			99.7 %	60-140		01/26/2016	01/27/2016 21:00	EPA 8260B	
Surrogate: Toluene-d8			99.1 %	60-140		01/26/2016	01/27/2016 21:00	EPA 8260B	
Surrogate: 4-Bromofluorobenzene			96.9 %	60-140		01/26/2016	01/27/2016 21:00	EPA 8260B	



Revised Report

TRC Environmental Corporation, Inc.
708 Heartland Trail, Ste 3000
Madison WI, 53717

Project: Madison Kipp Corp. Quarterly Sampling
Project Number: 243950.000001
Project Manager: Andrew Stehn

MW-3D

Date Sampled
01/25/2016 11:40

A160502-09 (Water)

Analyte	Result	Limit of Detection	Limit of Quantitation	Units	Dilution	Prepared	Analyzed	Method	Qualifiers
---------	--------	--------------------	-----------------------	-------	----------	----------	----------	--------	------------

ECCS

Volatile Organic Compounds by Method 8260 - Purge and Trap

Preparation Batch: A601067

Acetone	ND	3.4	20	ug/L	1	01/26/2016	01/27/2016 15:17	EPA 8260B	
Benzene	ND	0.089	0.50	ug/L	1	01/26/2016	01/27/2016 15:17	EPA 8260B	
Bromobenzene	ND	0.084	0.50	ug/L	1	01/26/2016	01/27/2016 15:17	EPA 8260B	
Bromochloromethane	ND	0.31	0.50	ug/L	1	01/26/2016	01/27/2016 15:17	EPA 8260B	
Bromodichloromethane	ND	0.077	0.50	ug/L	1	01/26/2016	01/27/2016 15:17	EPA 8260B	
Bromoform	ND	0.088	0.50	ug/L	1	01/26/2016	01/27/2016 15:17	EPA 8260B	
Bromomethane	ND	0.59	5.0	ug/L	1	01/26/2016	01/27/2016 15:17	EPA 8260B	
2-Butanone	ND	3.0	20	ug/L	1	01/26/2016	01/27/2016 15:17	EPA 8260B	
n-Butyl Benzene	ND	0.14	0.50	ug/L	1	01/26/2016	01/27/2016 15:17	EPA 8260B	
sec-Butyl Benzene	ND	0.13	0.50	ug/L	1	01/26/2016	01/27/2016 15:17	EPA 8260B	
tert-Butylbenzene	ND	0.12	0.50	ug/L	1	01/26/2016	01/27/2016 15:17	EPA 8260B	
Carbon disulfide	ND	0.053	0.50	ug/L	1	01/26/2016	01/27/2016 15:17	EPA 8260B	
Carbon tetrachloride	ND	0.038	0.50	ug/L	1	01/26/2016	01/27/2016 15:17	EPA 8260B	
Chlorobenzene	ND	0.073	0.50	ug/L	1	01/26/2016	01/27/2016 15:17	EPA 8260B	
Chloroethane	ND	0.25	5.0	ug/L	1	01/26/2016	01/27/2016 15:17	EPA 8260B	
Chloroform	ND	0.062	0.50	ug/L	1	01/26/2016	01/27/2016 15:17	EPA 8260B	
Chloromethane	ND	0.16	2.0	ug/L	1	01/26/2016	01/27/2016 15:17	EPA 8260B	
2-Chlorotoluene	ND	0.075	0.50	ug/L	1	01/26/2016	01/27/2016 15:17	EPA 8260B	
4-Chlorotoluene	ND	0.073	0.50	ug/L	1	01/26/2016	01/27/2016 15:17	EPA 8260B	
1,2-Dibromo-3-chloropropane	ND	0.25	0.50	ug/L	1	01/26/2016	01/27/2016 15:17	EPA 8260B	
Dibromochloromethane	ND	0.091	0.50	ug/L	1	01/26/2016	01/27/2016 15:17	EPA 8260B	
1,2-Dibromoethane (EDB)	ND	0.13	0.50	ug/L	1	01/26/2016	01/27/2016 15:17	EPA 8260B	
Dibromomethane	ND	0.14	0.50	ug/L	1	01/26/2016	01/27/2016 15:17	EPA 8260B	
1,2-Dichlorobenzene	ND	0.076	0.50	ug/L	1	01/26/2016	01/27/2016 15:17	EPA 8260B	
1,4-Dichlorobenzene	ND	0.070	0.50	ug/L	1	01/26/2016	01/27/2016 15:17	EPA 8260B	
1,3-Dichlorobenzene	ND	0.096	0.50	ug/L	1	01/26/2016	01/27/2016 15:17	EPA 8260B	
Dichlorodifluoromethane	ND	0.11	0.50	ug/L	1	01/26/2016	01/27/2016 15:17	EPA 8260B	
1,1-Dichloroethane	ND	0.12	0.50	ug/L	1	01/26/2016	01/27/2016 15:17	EPA 8260B	
1,2-Dichloroethane	ND	0.078	0.50	ug/L	1	01/26/2016	01/27/2016 15:17	EPA 8260B	
trans-1,2-Dichloroethene	ND	0.11	0.50	ug/L	1	01/26/2016	01/27/2016 15:17	EPA 8260B	
cis-1,2-Dichloroethene	0.87	0.11	0.50	ug/L	1	01/26/2016	01/27/2016 15:17	EPA 8260B	
1,1-Dichloroethene	ND	0.14	0.50	ug/L	1	01/26/2016	01/27/2016 15:17	EPA 8260B	
2,2-Dichloropropane	ND	0.14	0.50	ug/L	1	01/26/2016	01/27/2016 15:17	EPA 8260B	
1,2-Dichloropropane	ND	0.10	0.50	ug/L	1	01/26/2016	01/27/2016 15:17	EPA 8260B	
1,3-Dichloropropane	ND	0.11	0.50	ug/L	1	01/26/2016	01/27/2016 15:17	EPA 8260B	
cis-1,3-Dichloropropene	ND	0.061	0.50	ug/L	1	01/26/2016	01/27/2016 15:17	EPA 8260B	
trans-1,3-Dichloropropene	ND	0.096	0.50	ug/L	1	01/26/2016	01/27/2016 15:17	EPA 8260B	
1,1-Dichloropropene	ND	0.11	0.50	ug/L	1	01/26/2016	01/27/2016 15:17	EPA 8260B	
Diisopropyl Ether	ND	0.15	0.50	ug/L	1	01/26/2016	01/27/2016 15:17	EPA 8260B	



Revised Report

TRC Environmental Corporation, Inc.
 708 Heartland Trail, Ste 3000
 Madison WI, 53717

Project: Madison Kipp Corp. Quarterly Sampling
 Project Number: 243950.000001
 Project Manager: Andrew Stehn

**MW-3D
 A160502-09 (Water)**

**Date Sampled
 01/25/2016 11:40**

Analyte	Result	Limit of Detection	Limit of Quantitation	Units	Dilution	Prepared	Analyzed	Method	Qualifiers
---------	--------	--------------------	-----------------------	-------	----------	----------	----------	--------	------------

ECCS

Volatile Organic Compounds by Method 8260 - Purge and Trap

Preparation Batch: A601067

Ethylbenzene	ND	0.054	0.50	ug/L	1	01/26/2016	01/27/2016 15:17	EPA 8260B	
Hexachlorobutadiene	ND	0.13	2.0	ug/L	1	01/26/2016	01/27/2016 15:17	EPA 8260B	
n-Hexane	ND	0.21	0.50	ug/L	1	01/26/2016	01/27/2016 15:17	EPA 8260B	
2-Hexanone	ND	0.95	20	ug/L	1	01/26/2016	01/27/2016 15:17	EPA 8260B	
Isopropylbenzene	ND	0.081	0.50	ug/L	1	01/26/2016	01/27/2016 15:17	EPA 8260B	
p-Isopropyltoluene	ND	0.085	0.50	ug/L	1	01/26/2016	01/27/2016 15:17	EPA 8260B	
Methylene chloride	0.33	0.14	2.0	ug/L	1	01/26/2016	01/27/2016 15:17	EPA 8260B	J
4-Methyl-2-pentanone	ND	0.77	20	ug/L	1	01/26/2016	01/27/2016 15:17	EPA 8260B	
Methyl t-Butyl Ether	ND	0.14	0.50	ug/L	1	01/26/2016	01/27/2016 15:17	EPA 8260B	
Naphthalene	ND	0.088	5.0	ug/L	1	01/26/2016	01/27/2016 15:17	EPA 8260B	
n-Propyl Benzene	ND	0.10	0.50	ug/L	1	01/26/2016	01/27/2016 15:17	EPA 8260B	
Styrene	ND	0.065	0.50	ug/L	1	01/26/2016	01/27/2016 15:17	EPA 8260B	
1,1,1,2-Tetrachloroethane	ND	0.11	0.50	ug/L	1	01/26/2016	01/27/2016 15:17	EPA 8260B	
1,1,2,2-Tetrachloroethane	ND	0.099	0.50	ug/L	1	01/26/2016	01/27/2016 15:17	EPA 8260B	
Tetrachloroethene	3.5	0.081	0.50	ug/L	1	01/26/2016	01/27/2016 15:17	EPA 8260B	
Tetrahydrofuran	ND	1.2	10	ug/L	1	01/26/2016	01/27/2016 15:17	EPA 8260B	
Toluene	0.12	0.053	0.50	ug/L	1	01/26/2016	01/27/2016 15:17	EPA 8260B	J
1,2,3-Trichlorobenzene	ND	0.045	2.0	ug/L	1	01/26/2016	01/27/2016 15:17	EPA 8260B	
1,2,4-Trichlorobenzene	ND	0.077	2.0	ug/L	1	01/26/2016	01/27/2016 15:17	EPA 8260B	
1,1,1-Trichloroethane	ND	0.10	0.50	ug/L	1	01/26/2016	01/27/2016 15:17	EPA 8260B	
1,1,2-Trichloroethane	ND	0.10	0.50	ug/L	1	01/26/2016	01/27/2016 15:17	EPA 8260B	
Trichloroethene	0.86	0.062	0.50	ug/L	1	01/26/2016	01/27/2016 15:17	EPA 8260B	
Trichlorofluoromethane	ND	0.13	0.50	ug/L	1	01/26/2016	01/27/2016 15:17	EPA 8260B	
1,2,3-Trichloropropane	ND	0.15	1.0	ug/L	1	01/26/2016	01/27/2016 15:17	EPA 8260B	
1,1,2-Trichlorotrifluoroethane	ND	0.13	0.50	ug/L	1	01/26/2016	01/27/2016 15:17	EPA 8260B	
1,3,5-Trimethylbenzene	ND	0.075	0.50	ug/L	1	01/26/2016	01/27/2016 15:17	EPA 8260B	
1,2,4-Trimethylbenzene	ND	0.060	0.50	ug/L	1	01/26/2016	01/27/2016 15:17	EPA 8260B	
Vinyl chloride	ND	0.16	0.50	ug/L	1	01/26/2016	01/27/2016 15:17	EPA 8260B	
m,p-Xylene	ND	0.057	1.0	ug/L	1	01/26/2016	01/27/2016 15:17	EPA 8260B	
o-Xylene	ND	0.058	0.50	ug/L	1	01/26/2016	01/27/2016 15:17	EPA 8260B	
Surrogate: Dibromofluoromethane			95.4 %	60-140		01/26/2016	01/27/2016 15:17	EPA 8260B	
Surrogate: Toluene-d8			98.8 %	60-140		01/26/2016	01/27/2016 15:17	EPA 8260B	
Surrogate: 4-Bromofluorobenzene			95.1 %	60-140		01/26/2016	01/27/2016 15:17	EPA 8260B	



2525 Advance Road
 Madison, WI 53718
 608.221.8700 Phone
 608.221.4889 Fax

Revised Report

TRC Environmental Corporation, Inc.
 708 Heartland Trail, Ste 3000
 Madison WI, 53717

Project: Madison Kipp Corp. Quarterly Sampling
 Project Number: 243950.000001
 Project Manager: Andrew Stehn

MW-3D2
 A160502-10 (Water)

Date Sampled
 01/25/2016 10:35

Analyte	Result	Limit of Detection	Limit of Quantitation	Units	Dilution	Prepared	Analyzed	Method	Qualifiers
---------	--------	--------------------	-----------------------	-------	----------	----------	----------	--------	------------

ECCS

Volatile Organic Compounds by Method 8260 - Purge and Trap

Preparation Batch: A601067

Acetone	ND	3.4	20	ug/L	1	01/26/2016	01/27/2016 15:44	EPA 8260B	
Benzene	ND	0.089	0.50	ug/L	1	01/26/2016	01/27/2016 15:44	EPA 8260B	
Bromobenzene	ND	0.084	0.50	ug/L	1	01/26/2016	01/27/2016 15:44	EPA 8260B	
Bromochloromethane	ND	0.31	0.50	ug/L	1	01/26/2016	01/27/2016 15:44	EPA 8260B	
Bromodichloromethane	ND	0.077	0.50	ug/L	1	01/26/2016	01/27/2016 15:44	EPA 8260B	
Bromoform	ND	0.088	0.50	ug/L	1	01/26/2016	01/27/2016 15:44	EPA 8260B	
Bromomethane	ND	0.59	5.0	ug/L	1	01/26/2016	01/27/2016 15:44	EPA 8260B	
2-Butanone	ND	3.0	20	ug/L	1	01/26/2016	01/27/2016 15:44	EPA 8260B	
n-Butyl Benzene	ND	0.14	0.50	ug/L	1	01/26/2016	01/27/2016 15:44	EPA 8260B	
sec-Butyl Benzene	ND	0.13	0.50	ug/L	1	01/26/2016	01/27/2016 15:44	EPA 8260B	
tert-Butylbenzene	ND	0.12	0.50	ug/L	1	01/26/2016	01/27/2016 15:44	EPA 8260B	
Carbon disulfide	ND	0.053	0.50	ug/L	1	01/26/2016	01/27/2016 15:44	EPA 8260B	
Carbon tetrachloride	ND	0.038	0.50	ug/L	1	01/26/2016	01/27/2016 15:44	EPA 8260B	
Chlorobenzene	ND	0.073	0.50	ug/L	1	01/26/2016	01/27/2016 15:44	EPA 8260B	
Chloroethane	ND	0.25	5.0	ug/L	1	01/26/2016	01/27/2016 15:44	EPA 8260B	
Chloroform	ND	0.062	0.50	ug/L	1	01/26/2016	01/27/2016 15:44	EPA 8260B	
Chloromethane	ND	0.16	2.0	ug/L	1	01/26/2016	01/27/2016 15:44	EPA 8260B	
2-Chlorotoluene	ND	0.075	0.50	ug/L	1	01/26/2016	01/27/2016 15:44	EPA 8260B	
4-Chlorotoluene	ND	0.073	0.50	ug/L	1	01/26/2016	01/27/2016 15:44	EPA 8260B	
1,2-Dibromo-3-chloropropane	ND	0.25	0.50	ug/L	1	01/26/2016	01/27/2016 15:44	EPA 8260B	
Dibromochloromethane	ND	0.091	0.50	ug/L	1	01/26/2016	01/27/2016 15:44	EPA 8260B	
1,2-Dibromoethane (EDB)	ND	0.13	0.50	ug/L	1	01/26/2016	01/27/2016 15:44	EPA 8260B	
Dibromomethane	ND	0.14	0.50	ug/L	1	01/26/2016	01/27/2016 15:44	EPA 8260B	
1,2-Dichlorobenzene	ND	0.076	0.50	ug/L	1	01/26/2016	01/27/2016 15:44	EPA 8260B	
1,4-Dichlorobenzene	ND	0.070	0.50	ug/L	1	01/26/2016	01/27/2016 15:44	EPA 8260B	
1,3-Dichlorobenzene	ND	0.096	0.50	ug/L	1	01/26/2016	01/27/2016 15:44	EPA 8260B	
Dichlorodifluoromethane	ND	0.11	0.50	ug/L	1	01/26/2016	01/27/2016 15:44	EPA 8260B	
1,1-Dichloroethane	ND	0.12	0.50	ug/L	1	01/26/2016	01/27/2016 15:44	EPA 8260B	
1,2-Dichloroethane	ND	0.078	0.50	ug/L	1	01/26/2016	01/27/2016 15:44	EPA 8260B	
trans-1,2-Dichloroethene	ND	0.11	0.50	ug/L	1	01/26/2016	01/27/2016 15:44	EPA 8260B	
cis-1,2-Dichloroethene	2.5	0.11	0.50	ug/L	1	01/26/2016	01/27/2016 15:44	EPA 8260B	
1,1-Dichloroethene	ND	0.14	0.50	ug/L	1	01/26/2016	01/27/2016 15:44	EPA 8260B	
2,2-Dichloropropane	ND	0.14	0.50	ug/L	1	01/26/2016	01/27/2016 15:44	EPA 8260B	
1,2-Dichloropropane	ND	0.10	0.50	ug/L	1	01/26/2016	01/27/2016 15:44	EPA 8260B	
1,3-Dichloropropane	ND	0.11	0.50	ug/L	1	01/26/2016	01/27/2016 15:44	EPA 8260B	
cis-1,3-Dichloropropene	ND	0.061	0.50	ug/L	1	01/26/2016	01/27/2016 15:44	EPA 8260B	
trans-1,3-Dichloropropene	ND	0.096	0.50	ug/L	1	01/26/2016	01/27/2016 15:44	EPA 8260B	
1,1-Dichloropropene	ND	0.11	0.50	ug/L	1	01/26/2016	01/27/2016 15:44	EPA 8260B	
Diisopropyl Ether	ND	0.15	0.50	ug/L	1	01/26/2016	01/27/2016 15:44	EPA 8260B	



2525 Advance Road
 Madison, WI 53718
 608.221.8700 Phone
 608.221.4889 Fax

Revised Report

TRC Environmental Corporation, Inc.
 708 Heartland Trail, Ste 3000
 Madison WI, 53717

Project: Madison Kipp Corp. Quarterly Sampling
 Project Number: 243950.000001
 Project Manager: Andrew Stehn

MW-3D2
A160502-10 (Water)

Date Sampled
 01/25/2016 10:35

Analyte	Result	Limit of Detection	Limit of Quantitation	Units	Dilution	Prepared	Analyzed	Method	Qualifiers
---------	--------	--------------------	-----------------------	-------	----------	----------	----------	--------	------------

ECCS

Volatile Organic Compounds by Method 8260 - Purge and Trap

Preparation Batch: A601067

Ethylbenzene	ND	0.054	0.50	ug/L	1	01/26/2016	01/27/2016 15:44	EPA 8260B	
Hexachlorobutadiene	ND	0.13	2.0	ug/L	1	01/26/2016	01/27/2016 15:44	EPA 8260B	
n-Hexane	ND	0.21	0.50	ug/L	1	01/26/2016	01/27/2016 15:44	EPA 8260B	
2-Hexanone	ND	0.95	20	ug/L	1	01/26/2016	01/27/2016 15:44	EPA 8260B	
Isopropylbenzene	ND	0.081	0.50	ug/L	1	01/26/2016	01/27/2016 15:44	EPA 8260B	
p-Isopropyltoluene	ND	0.085	0.50	ug/L	1	01/26/2016	01/27/2016 15:44	EPA 8260B	
Methylene chloride	0.31	0.14	2.0	ug/L	1	01/26/2016	01/27/2016 15:44	EPA 8260B	J
4-Methyl-2-pentanone	ND	0.77	20	ug/L	1	01/26/2016	01/27/2016 15:44	EPA 8260B	
Methyl t-Butyl Ether	ND	0.14	0.50	ug/L	1	01/26/2016	01/27/2016 15:44	EPA 8260B	
Naphthalene	ND	0.088	5.0	ug/L	1	01/26/2016	01/27/2016 15:44	EPA 8260B	
n-Propyl Benzene	ND	0.10	0.50	ug/L	1	01/26/2016	01/27/2016 15:44	EPA 8260B	
Styrene	ND	0.065	0.50	ug/L	1	01/26/2016	01/27/2016 15:44	EPA 8260B	
1,1,1,2-Tetrachloroethane	ND	0.11	0.50	ug/L	1	01/26/2016	01/27/2016 15:44	EPA 8260B	
1,1,2,2-Tetrachloroethane	ND	0.099	0.50	ug/L	1	01/26/2016	01/27/2016 15:44	EPA 8260B	
Tetrachloroethene	12	0.081	0.50	ug/L	1	01/26/2016	01/27/2016 15:44	EPA 8260B	
Tetrahydrofuran	ND	1.2	10	ug/L	1	01/26/2016	01/27/2016 15:44	EPA 8260B	
Toluene	ND	0.053	0.50	ug/L	1	01/26/2016	01/27/2016 15:44	EPA 8260B	
1,2,3-Trichlorobenzene	ND	0.045	2.0	ug/L	1	01/26/2016	01/27/2016 15:44	EPA 8260B	
1,2,4-Trichlorobenzene	ND	0.077	2.0	ug/L	1	01/26/2016	01/27/2016 15:44	EPA 8260B	
1,1,1-Trichloroethane	ND	0.10	0.50	ug/L	1	01/26/2016	01/27/2016 15:44	EPA 8260B	
1,1,2-Trichloroethane	ND	0.10	0.50	ug/L	1	01/26/2016	01/27/2016 15:44	EPA 8260B	
Trichloroethene	2.4	0.062	0.50	ug/L	1	01/26/2016	01/27/2016 15:44	EPA 8260B	
Trichlorofluoromethane	ND	0.13	0.50	ug/L	1	01/26/2016	01/27/2016 15:44	EPA 8260B	
1,2,3-Trichloropropane	ND	0.15	1.0	ug/L	1	01/26/2016	01/27/2016 15:44	EPA 8260B	
1,1,2-Trichlorotrifluoroethane	ND	0.13	0.50	ug/L	1	01/26/2016	01/27/2016 15:44	EPA 8260B	
1,3,5-Trimethylbenzene	ND	0.075	0.50	ug/L	1	01/26/2016	01/27/2016 15:44	EPA 8260B	
1,2,4-Trimethylbenzene	ND	0.060	0.50	ug/L	1	01/26/2016	01/27/2016 15:44	EPA 8260B	
Vinyl chloride	ND	0.16	0.50	ug/L	1	01/26/2016	01/27/2016 15:44	EPA 8260B	
m,p-Xylene	ND	0.057	1.0	ug/L	1	01/26/2016	01/27/2016 15:44	EPA 8260B	
o-Xylene	ND	0.058	0.50	ug/L	1	01/26/2016	01/27/2016 15:44	EPA 8260B	
Surrogate: Dibromofluoromethane			102 %	60-140		01/26/2016	01/27/2016 15:44	EPA 8260B	
Surrogate: Toluene-d8			93.5 %	60-140		01/26/2016	01/27/2016 15:44	EPA 8260B	
Surrogate: 4-Bromofluorobenzene			94.0 %	60-140		01/26/2016	01/27/2016 15:44	EPA 8260B	



2525 Advance Road
Madison, WI 53718
608.221.8700 Phone
608.221.4889 Fax

Revised Report

TRC Environmental Corporation, Inc.
708 Heartland Trail, Ste 3000
Madison WI, 53717

Project: Madison Kipp Corp. Quarterly Sampling
Project Number: 243950.000001
Project Manager: Andrew Stehn

MW-4D2
A160502-11 (Water)

Date Sampled
01/22/2016 13:05

Analyte	Result	Limit of Detection	Limit of Quantitation	Units	Dilution	Prepared	Analyzed	Method	Qualifiers
---------	--------	--------------------	-----------------------	-------	----------	----------	----------	--------	------------

ECCS

Volatile Organic Compounds by Method 8260 - Purge and Trap

Preparation Batch: A601067

Acetone	ND	3.4	20	ug/L	1	01/26/2016	01/27/2016 18:49	EPA 8260B	
Benzene	ND	0.089	0.50	ug/L	1	01/26/2016	01/27/2016 18:49	EPA 8260B	
Bromobenzene	ND	0.084	0.50	ug/L	1	01/26/2016	01/27/2016 18:49	EPA 8260B	
Bromochloromethane	ND	0.31	0.50	ug/L	1	01/26/2016	01/27/2016 18:49	EPA 8260B	
Bromodichloromethane	ND	0.077	0.50	ug/L	1	01/26/2016	01/27/2016 18:49	EPA 8260B	
Bromoform	ND	0.088	0.50	ug/L	1	01/26/2016	01/27/2016 18:49	EPA 8260B	
Bromomethane	ND	0.59	5.0	ug/L	1	01/26/2016	01/27/2016 18:49	EPA 8260B	
2-Butanone	ND	3.0	20	ug/L	1	01/26/2016	01/27/2016 18:49	EPA 8260B	
n-Butyl Benzene	ND	0.14	0.50	ug/L	1	01/26/2016	01/27/2016 18:49	EPA 8260B	
sec-Butyl Benzene	ND	0.13	0.50	ug/L	1	01/26/2016	01/27/2016 18:49	EPA 8260B	
tert-Butylbenzene	ND	0.12	0.50	ug/L	1	01/26/2016	01/27/2016 18:49	EPA 8260B	
Carbon disulfide	ND	0.053	0.50	ug/L	1	01/26/2016	01/27/2016 18:49	EPA 8260B	
Carbon tetrachloride	ND	0.038	0.50	ug/L	1	01/26/2016	01/27/2016 18:49	EPA 8260B	
Chlorobenzene	ND	0.073	0.50	ug/L	1	01/26/2016	01/27/2016 18:49	EPA 8260B	
Chloroethane	ND	0.25	5.0	ug/L	1	01/26/2016	01/27/2016 18:49	EPA 8260B	
Chloroform	ND	0.062	0.50	ug/L	1	01/26/2016	01/27/2016 18:49	EPA 8260B	
Chloromethane	ND	0.16	2.0	ug/L	1	01/26/2016	01/27/2016 18:49	EPA 8260B	
2-Chlorotoluene	ND	0.075	0.50	ug/L	1	01/26/2016	01/27/2016 18:49	EPA 8260B	
4-Chlorotoluene	ND	0.073	0.50	ug/L	1	01/26/2016	01/27/2016 18:49	EPA 8260B	
1,2-Dibromo-3-chloropropane	ND	0.25	0.50	ug/L	1	01/26/2016	01/27/2016 18:49	EPA 8260B	
Dibromochloromethane	ND	0.091	0.50	ug/L	1	01/26/2016	01/27/2016 18:49	EPA 8260B	
1,2-Dibromoethane (EDB)	ND	0.13	0.50	ug/L	1	01/26/2016	01/27/2016 18:49	EPA 8260B	
Dibromomethane	ND	0.14	0.50	ug/L	1	01/26/2016	01/27/2016 18:49	EPA 8260B	
1,2-Dichlorobenzene	ND	0.076	0.50	ug/L	1	01/26/2016	01/27/2016 18:49	EPA 8260B	
1,4-Dichlorobenzene	ND	0.070	0.50	ug/L	1	01/26/2016	01/27/2016 18:49	EPA 8260B	
1,3-Dichlorobenzene	ND	0.096	0.50	ug/L	1	01/26/2016	01/27/2016 18:49	EPA 8260B	
Dichlorodifluoromethane	ND	0.11	0.50	ug/L	1	01/26/2016	01/27/2016 18:49	EPA 8260B	
1,1-Dichloroethane	ND	0.12	0.50	ug/L	1	01/26/2016	01/27/2016 18:49	EPA 8260B	
1,2-Dichloroethane	ND	0.078	0.50	ug/L	1	01/26/2016	01/27/2016 18:49	EPA 8260B	
trans-1,2-Dichloroethene	ND	0.11	0.50	ug/L	1	01/26/2016	01/27/2016 18:49	EPA 8260B	
cis-1,2-Dichloroethene	ND	0.11	0.50	ug/L	1	01/26/2016	01/27/2016 18:49	EPA 8260B	
1,1-Dichloroethene	ND	0.14	0.50	ug/L	1	01/26/2016	01/27/2016 18:49	EPA 8260B	
2,2-Dichloropropane	ND	0.14	0.50	ug/L	1	01/26/2016	01/27/2016 18:49	EPA 8260B	
1,2-Dichloropropane	ND	0.10	0.50	ug/L	1	01/26/2016	01/27/2016 18:49	EPA 8260B	
1,3-Dichloropropane	ND	0.11	0.50	ug/L	1	01/26/2016	01/27/2016 18:49	EPA 8260B	
cis-1,3-Dichloropropene	ND	0.061	0.50	ug/L	1	01/26/2016	01/27/2016 18:49	EPA 8260B	
trans-1,3-Dichloropropene	ND	0.096	0.50	ug/L	1	01/26/2016	01/27/2016 18:49	EPA 8260B	
1,1-Dichloropropene	ND	0.11	0.50	ug/L	1	01/26/2016	01/27/2016 18:49	EPA 8260B	
Diisopropyl Ether	ND	0.15	0.50	ug/L	1	01/26/2016	01/27/2016 18:49	EPA 8260B	



2525 Advance Road
Madison, WI 53718
608.221.8700 Phone
608.221.4889 Fax

Revised Report

TRC Environmental Corporation, Inc.
708 Heartland Trail, Ste 3000
Madison WI, 53717

Project: Madison Kipp Corp. Quarterly Sampling
Project Number: 243950.000001
Project Manager: Andrew Stehn

MW-4D2

A160502-11 (Water)

Date Sampled
01/22/2016 13:05

Analyte	Result	Limit of Detection	Limit of Quantitation	Units	Dilution	Prepared	Analyzed	Method	Qualifiers
---------	--------	--------------------	-----------------------	-------	----------	----------	----------	--------	------------

ECCS

Volatile Organic Compounds by Method 8260 - Purge and Trap

Preparation Batch: A601067

Ethylbenzene	ND	0.054	0.50	ug/L	1	01/26/2016	01/27/2016 18:49	EPA 8260B	
Hexachlorobutadiene	ND	0.13	2.0	ug/L	1	01/26/2016	01/27/2016 18:49	EPA 8260B	
n-Hexane	ND	0.21	0.50	ug/L	1	01/26/2016	01/27/2016 18:49	EPA 8260B	
2-Hexanone	ND	0.95	20	ug/L	1	01/26/2016	01/27/2016 18:49	EPA 8260B	
Isopropylbenzene	ND	0.081	0.50	ug/L	1	01/26/2016	01/27/2016 18:49	EPA 8260B	
p-Isopropyltoluene	ND	0.085	0.50	ug/L	1	01/26/2016	01/27/2016 18:49	EPA 8260B	
Methylene chloride	ND	0.14	2.0	ug/L	1	01/26/2016	01/27/2016 18:49	EPA 8260B	
4-Methyl-2-pentanone	ND	0.77	20	ug/L	1	01/26/2016	01/27/2016 18:49	EPA 8260B	
Methyl t-Butyl Ether	ND	0.14	0.50	ug/L	1	01/26/2016	01/27/2016 18:49	EPA 8260B	
Naphthalene	ND	0.088	5.0	ug/L	1	01/26/2016	01/27/2016 18:49	EPA 8260B	
n-Propyl Benzene	ND	0.10	0.50	ug/L	1	01/26/2016	01/27/2016 18:49	EPA 8260B	
Styrene	ND	0.065	0.50	ug/L	1	01/26/2016	01/27/2016 18:49	EPA 8260B	
1,1,1,2-Tetrachloroethane	ND	0.11	0.50	ug/L	1	01/26/2016	01/27/2016 18:49	EPA 8260B	
1,1,2,2-Tetrachloroethane	ND	0.099	0.50	ug/L	1	01/26/2016	01/27/2016 18:49	EPA 8260B	
Tetrachloroethene	0.80	0.081	0.50	ug/L	1	01/26/2016	01/27/2016 18:49	EPA 8260B	
Tetrahydrofuran	ND	1.2	10	ug/L	1	01/26/2016	01/27/2016 18:49	EPA 8260B	
Toluene	ND	0.053	0.50	ug/L	1	01/26/2016	01/27/2016 18:49	EPA 8260B	
1,2,3-Trichlorobenzene	ND	0.045	2.0	ug/L	1	01/26/2016	01/27/2016 18:49	EPA 8260B	
1,2,4-Trichlorobenzene	ND	0.077	2.0	ug/L	1	01/26/2016	01/27/2016 18:49	EPA 8260B	
1,1,1-Trichloroethane	ND	0.10	0.50	ug/L	1	01/26/2016	01/27/2016 18:49	EPA 8260B	
1,1,2-Trichloroethane	ND	0.10	0.50	ug/L	1	01/26/2016	01/27/2016 18:49	EPA 8260B	
Trichloroethene	ND	0.062	0.50	ug/L	1	01/26/2016	01/27/2016 18:49	EPA 8260B	
Trichlorofluoromethane	ND	0.13	0.50	ug/L	1	01/26/2016	01/27/2016 18:49	EPA 8260B	
1,2,3-Trichloropropane	ND	0.15	1.0	ug/L	1	01/26/2016	01/27/2016 18:49	EPA 8260B	
1,1,2-Trichlorotrifluoroethane	ND	0.13	0.50	ug/L	1	01/26/2016	01/27/2016 18:49	EPA 8260B	
1,3,5-Trimethylbenzene	ND	0.075	0.50	ug/L	1	01/26/2016	01/27/2016 18:49	EPA 8260B	
1,2,4-Trimethylbenzene	ND	0.060	0.50	ug/L	1	01/26/2016	01/27/2016 18:49	EPA 8260B	
Vinyl chloride	ND	0.16	0.50	ug/L	1	01/26/2016	01/27/2016 18:49	EPA 8260B	
m,p-Xylene	ND	0.057	1.0	ug/L	1	01/26/2016	01/27/2016 18:49	EPA 8260B	
o-Xylene	ND	0.058	0.50	ug/L	1	01/26/2016	01/27/2016 18:49	EPA 8260B	
Surrogate: Dibromofluoromethane			101 %	60-140		01/26/2016	01/27/2016 18:49	EPA 8260B	
Surrogate: Toluene-d8			96.2 %	60-140		01/26/2016	01/27/2016 18:49	EPA 8260B	
Surrogate: 4-Bromofluorobenzene			92.5 %	60-140		01/26/2016	01/27/2016 18:49	EPA 8260B	



2525 Advance Road
Madison, WI 53718
608.221.8700 Phone
608.221.4889 Fax

Revised Report

TRC Environmental Corporation, Inc.
708 Heartland Trail, Ste 3000
Madison WI, 53717

Project: Madison Kipp Corp. Quarterly Sampling
Project Number: 243950.000001
Project Manager: Andrew Stehn

MW-5D
A160502-12 (Water)

Date Sampled
01/21/2016 16:05

Analyte	Result	Limit of Detection	Limit of Quantitation	Units	Dilution	Prepared	Analyzed	Method	Qualifiers
---------	--------	--------------------	-----------------------	-------	----------	----------	----------	--------	------------

ECCS

Volatile Organic Compounds by Method 8260 - Purge and Trap

Preparation Batch: A601067

Analyte	Result	Limit of Detection	Limit of Quantitation	Units	Dilution	Prepared	Analyzed	Method	Qualifiers
Acetone	ND	3.4	20	ug/L	1	01/26/2016	01/27/2016 19:15	EPA 8260B	
Benzene	ND	0.089	0.50	ug/L	1	01/26/2016	01/27/2016 19:15	EPA 8260B	
Bromobenzene	ND	0.084	0.50	ug/L	1	01/26/2016	01/27/2016 19:15	EPA 8260B	
Bromochloromethane	ND	0.31	0.50	ug/L	1	01/26/2016	01/27/2016 19:15	EPA 8260B	
Bromodichloromethane	ND	0.077	0.50	ug/L	1	01/26/2016	01/27/2016 19:15	EPA 8260B	
Bromoform	ND	0.088	0.50	ug/L	1	01/26/2016	01/27/2016 19:15	EPA 8260B	
Bromomethane	ND	0.59	5.0	ug/L	1	01/26/2016	01/27/2016 19:15	EPA 8260B	
2-Butanone	ND	3.0	20	ug/L	1	01/26/2016	01/27/2016 19:15	EPA 8260B	
n-Butyl Benzene	ND	0.14	0.50	ug/L	1	01/26/2016	01/27/2016 19:15	EPA 8260B	
sec-Butyl Benzene	ND	0.13	0.50	ug/L	1	01/26/2016	01/27/2016 19:15	EPA 8260B	
tert-Butylbenzene	ND	0.12	0.50	ug/L	1	01/26/2016	01/27/2016 19:15	EPA 8260B	
Carbon disulfide	ND	0.053	0.50	ug/L	1	01/26/2016	01/27/2016 19:15	EPA 8260B	
Carbon tetrachloride	ND	0.038	0.50	ug/L	1	01/26/2016	01/27/2016 19:15	EPA 8260B	
Chlorobenzene	ND	0.073	0.50	ug/L	1	01/26/2016	01/27/2016 19:15	EPA 8260B	
Chloroethane	ND	0.25	5.0	ug/L	1	01/26/2016	01/27/2016 19:15	EPA 8260B	
Chloroform	ND	0.062	0.50	ug/L	1	01/26/2016	01/27/2016 19:15	EPA 8260B	
Chloromethane	ND	0.16	2.0	ug/L	1	01/26/2016	01/27/2016 19:15	EPA 8260B	
2-Chlorotoluene	ND	0.075	0.50	ug/L	1	01/26/2016	01/27/2016 19:15	EPA 8260B	
4-Chlorotoluene	ND	0.073	0.50	ug/L	1	01/26/2016	01/27/2016 19:15	EPA 8260B	
1,2-Dibromo-3-chloropropane	ND	0.25	0.50	ug/L	1	01/26/2016	01/27/2016 19:15	EPA 8260B	
Dibromochloromethane	ND	0.091	0.50	ug/L	1	01/26/2016	01/27/2016 19:15	EPA 8260B	
1,2-Dibromoethane (EDB)	ND	0.13	0.50	ug/L	1	01/26/2016	01/27/2016 19:15	EPA 8260B	
Dibromomethane	ND	0.14	0.50	ug/L	1	01/26/2016	01/27/2016 19:15	EPA 8260B	
1,2-Dichlorobenzene	ND	0.076	0.50	ug/L	1	01/26/2016	01/27/2016 19:15	EPA 8260B	
1,4-Dichlorobenzene	ND	0.070	0.50	ug/L	1	01/26/2016	01/27/2016 19:15	EPA 8260B	
1,3-Dichlorobenzene	ND	0.096	0.50	ug/L	1	01/26/2016	01/27/2016 19:15	EPA 8260B	
Dichlorodifluoromethane	ND	0.11	0.50	ug/L	1	01/26/2016	01/27/2016 19:15	EPA 8260B	
1,1-Dichloroethane	ND	0.12	0.50	ug/L	1	01/26/2016	01/27/2016 19:15	EPA 8260B	
1,2-Dichloroethane	ND	0.078	0.50	ug/L	1	01/26/2016	01/27/2016 19:15	EPA 8260B	
trans-1,2-Dichloroethene	ND	0.11	0.50	ug/L	1	01/26/2016	01/27/2016 19:15	EPA 8260B	
cis-1,2-Dichloroethene	0.94	0.11	0.50	ug/L	1	01/26/2016	01/27/2016 19:15	EPA 8260B	
1,1-Dichloroethene	ND	0.14	0.50	ug/L	1	01/26/2016	01/27/2016 19:15	EPA 8260B	
2,2-Dichloropropane	ND	0.14	0.50	ug/L	1	01/26/2016	01/27/2016 19:15	EPA 8260B	
1,2-Dichloropropane	ND	0.10	0.50	ug/L	1	01/26/2016	01/27/2016 19:15	EPA 8260B	
1,3-Dichloropropane	ND	0.11	0.50	ug/L	1	01/26/2016	01/27/2016 19:15	EPA 8260B	
cis-1,3-Dichloropropene	ND	0.061	0.50	ug/L	1	01/26/2016	01/27/2016 19:15	EPA 8260B	
trans-1,3-Dichloropropene	ND	0.096	0.50	ug/L	1	01/26/2016	01/27/2016 19:15	EPA 8260B	
1,1-Dichloropropene	ND	0.11	0.50	ug/L	1	01/26/2016	01/27/2016 19:15	EPA 8260B	
Diisopropyl Ether	ND	0.15	0.50	ug/L	1	01/26/2016	01/27/2016 19:15	EPA 8260B	



2525 Advance Road
Madison, WI 53718
608.221.8700 Phone
608.221.4889 Fax

Revised Report

TRC Environmental Corporation, Inc.
708 Heartland Trail, Ste 3000
Madison WI, 53717

Project: Madison Kipp Corp. Quarterly Sampling
Project Number: 243950.000001
Project Manager: Andrew Stehn

MW-5D
A160502-12 (Water)

Date Sampled
01/21/2016 16:05

Analyte	Result	Limit of Detection	Limit of Quantitation	Units	Dilution	Prepared	Analyzed	Method	Qualifiers
---------	--------	--------------------	-----------------------	-------	----------	----------	----------	--------	------------

ECCS

Volatile Organic Compounds by Method 8260 - Purge and Trap

Preparation Batch: A601067

Ethylbenzene	ND	0.054	0.50	ug/L	1	01/26/2016	01/27/2016 19:15	EPA 8260B	
Hexachlorobutadiene	ND	0.13	2.0	ug/L	1	01/26/2016	01/27/2016 19:15	EPA 8260B	
n-Hexane	ND	0.21	0.50	ug/L	1	01/26/2016	01/27/2016 19:15	EPA 8260B	
2-Hexanone	ND	0.95	20	ug/L	1	01/26/2016	01/27/2016 19:15	EPA 8260B	
Isopropylbenzene	ND	0.081	0.50	ug/L	1	01/26/2016	01/27/2016 19:15	EPA 8260B	
p-Isopropyltoluene	ND	0.085	0.50	ug/L	1	01/26/2016	01/27/2016 19:15	EPA 8260B	
Methylene chloride	0.18	0.14	2.0	ug/L	1	01/26/2016	01/27/2016 19:15	EPA 8260B	J
4-Methyl-2-pentanone	ND	0.77	20	ug/L	1	01/26/2016	01/27/2016 19:15	EPA 8260B	
Methyl t-Butyl Ether	ND	0.14	0.50	ug/L	1	01/26/2016	01/27/2016 19:15	EPA 8260B	
Naphthalene	ND	0.088	5.0	ug/L	1	01/26/2016	01/27/2016 19:15	EPA 8260B	
n-Propyl Benzene	ND	0.10	0.50	ug/L	1	01/26/2016	01/27/2016 19:15	EPA 8260B	
Styrene	ND	0.065	0.50	ug/L	1	01/26/2016	01/27/2016 19:15	EPA 8260B	
1,1,1,2-Tetrachloroethane	ND	0.11	0.50	ug/L	1	01/26/2016	01/27/2016 19:15	EPA 8260B	
1,1,2,2-Tetrachloroethane	ND	0.099	0.50	ug/L	1	01/26/2016	01/27/2016 19:15	EPA 8260B	
Tetrachloroethene	10	0.081	0.50	ug/L	1	01/26/2016	01/27/2016 19:15	EPA 8260B	
Tetrahydrofuran	ND	1.2	10	ug/L	1	01/26/2016	01/27/2016 19:15	EPA 8260B	
Toluene	ND	0.053	0.50	ug/L	1	01/26/2016	01/27/2016 19:15	EPA 8260B	
1,2,3-Trichlorobenzene	ND	0.045	2.0	ug/L	1	01/26/2016	01/27/2016 19:15	EPA 8260B	
1,2,4-Trichlorobenzene	ND	0.077	2.0	ug/L	1	01/26/2016	01/27/2016 19:15	EPA 8260B	
1,1,1-Trichloroethane	ND	0.10	0.50	ug/L	1	01/26/2016	01/27/2016 19:15	EPA 8260B	
1,1,2-Trichloroethane	ND	0.10	0.50	ug/L	1	01/26/2016	01/27/2016 19:15	EPA 8260B	
Trichloroethene	0.64	0.062	0.50	ug/L	1	01/26/2016	01/27/2016 19:15	EPA 8260B	
Trichlorofluoromethane	ND	0.13	0.50	ug/L	1	01/26/2016	01/27/2016 19:15	EPA 8260B	
1,2,3-Trichloropropane	ND	0.15	1.0	ug/L	1	01/26/2016	01/27/2016 19:15	EPA 8260B	
1,1,2-Trichlorotrifluoroethane	ND	0.13	0.50	ug/L	1	01/26/2016	01/27/2016 19:15	EPA 8260B	
1,3,5-Trimethylbenzene	ND	0.075	0.50	ug/L	1	01/26/2016	01/27/2016 19:15	EPA 8260B	
1,2,4-Trimethylbenzene	ND	0.060	0.50	ug/L	1	01/26/2016	01/27/2016 19:15	EPA 8260B	
Vinyl chloride	ND	0.16	0.50	ug/L	1	01/26/2016	01/27/2016 19:15	EPA 8260B	
m,p-Xylene	ND	0.057	1.0	ug/L	1	01/26/2016	01/27/2016 19:15	EPA 8260B	
o-Xylene	ND	0.058	0.50	ug/L	1	01/26/2016	01/27/2016 19:15	EPA 8260B	

Surrogate: Dibromofluoromethane
Surrogate: Toluene-d8
Surrogate: 4-Bromofluorobenzene

102 % 60-140 01/26/2016 01/27/2016 19:15 EPA 8260B
98.2 % 60-140 01/26/2016 01/27/2016 19:15 EPA 8260B
92.0 % 60-140 01/26/2016 01/27/2016 19:15 EPA 8260B



2525 Advance Road
 Madison, WI 53718
 608.221.8700 Phone
 608.221.4889 Fax

Revised Report

TRC Environmental Corporation, Inc.
 708 Heartland Trail, Ste 3000
 Madison WI, 53717

Project: Madison Kipp Corp. Quarterly Sampling
 Project Number: 243950.000001
 Project Manager: Andrew Stehn

**MW-5D2
 A160502-13 (Water)**

**Date Sampled
 01/21/2016 16:35**

Analyte	Result	Limit of Detection	Limit of Quantitation	Units	Dilution	Prepared	Analyzed	Method	Qualifiers
---------	--------	--------------------	-----------------------	-------	----------	----------	----------	--------	------------

ECCS

Volatile Organic Compounds by Method 8260 - Purge and Trap

Preparation Batch: A601067

Acetone	ND	34	200	ug/L	10	01/26/2016	01/26/2016 15:41	EPA 8260B	
Benzene	ND	0.89	5.0	ug/L	10	01/26/2016	01/26/2016 15:41	EPA 8260B	
Bromobenzene	ND	0.84	5.0	ug/L	10	01/26/2016	01/26/2016 15:41	EPA 8260B	
Bromochloromethane	ND	3.1	5.0	ug/L	10	01/26/2016	01/26/2016 15:41	EPA 8260B	
Bromodichloromethane	ND	0.77	5.0	ug/L	10	01/26/2016	01/26/2016 15:41	EPA 8260B	
Bromoform	ND	0.88	5.0	ug/L	10	01/26/2016	01/26/2016 15:41	EPA 8260B	
Bromomethane	ND	5.9	50	ug/L	10	01/26/2016	01/26/2016 15:41	EPA 8260B	
2-Butanone	ND	30	200	ug/L	10	01/26/2016	01/26/2016 15:41	EPA 8260B	
n-Butyl Benzene	ND	1.4	5.0	ug/L	10	01/26/2016	01/26/2016 15:41	EPA 8260B	
sec-Butyl Benzene	ND	1.3	5.0	ug/L	10	01/26/2016	01/26/2016 15:41	EPA 8260B	
tert-Butylbenzene	ND	1.2	5.0	ug/L	10	01/26/2016	01/26/2016 15:41	EPA 8260B	
Carbon disulfide	ND	0.53	5.0	ug/L	10	01/26/2016	01/26/2016 15:41	EPA 8260B	
Carbon tetrachloride	ND	0.38	5.0	ug/L	10	01/26/2016	01/26/2016 15:41	EPA 8260B	
Chlorobenzene	ND	0.73	5.0	ug/L	10	01/26/2016	01/26/2016 15:41	EPA 8260B	
Chloroethane	ND	2.5	50	ug/L	10	01/26/2016	01/26/2016 15:41	EPA 8260B	
Chloroform	ND	0.62	5.0	ug/L	10	01/26/2016	01/26/2016 15:41	EPA 8260B	
Chloromethane	ND	1.6	20	ug/L	10	01/26/2016	01/26/2016 15:41	EPA 8260B	
2-Chlorotoluene	ND	0.75	5.0	ug/L	10	01/26/2016	01/26/2016 15:41	EPA 8260B	
4-Chlorotoluene	ND	0.73	5.0	ug/L	10	01/26/2016	01/26/2016 15:41	EPA 8260B	
1,2-Dibromo-3-chloropropane	ND	2.5	5.0	ug/L	10	01/26/2016	01/26/2016 15:41	EPA 8260B	
Dibromochloromethane	ND	0.91	5.0	ug/L	10	01/26/2016	01/26/2016 15:41	EPA 8260B	
1,2-Dibromoethane (EDB)	ND	1.3	5.0	ug/L	10	01/26/2016	01/26/2016 15:41	EPA 8260B	
Dibromomethane	ND	1.4	5.0	ug/L	10	01/26/2016	01/26/2016 15:41	EPA 8260B	
1,2-Dichlorobenzene	ND	0.76	5.0	ug/L	10	01/26/2016	01/26/2016 15:41	EPA 8260B	
1,4-Dichlorobenzene	ND	0.70	5.0	ug/L	10	01/26/2016	01/26/2016 15:41	EPA 8260B	
1,3-Dichlorobenzene	ND	0.96	5.0	ug/L	10	01/26/2016	01/26/2016 15:41	EPA 8260B	
Dichlorodifluoromethane	ND	1.1	5.0	ug/L	10	01/26/2016	01/26/2016 15:41	EPA 8260B	
1,1-Dichloroethane	ND	1.2	5.0	ug/L	10	01/26/2016	01/26/2016 15:41	EPA 8260B	
1,2-Dichloroethane	ND	0.78	5.0	ug/L	10	01/26/2016	01/26/2016 15:41	EPA 8260B	
trans-1,2-Dichloroethene	ND	1.1	5.0	ug/L	10	01/26/2016	01/26/2016 15:41	EPA 8260B	
cis-1,2-Dichloroethene	1.4	1.1	5.0	ug/L	10	01/26/2016	01/26/2016 15:41	EPA 8260B	J, D
1,1-Dichloroethene	ND	1.4	5.0	ug/L	10	01/26/2016	01/26/2016 15:41	EPA 8260B	
2,2-Dichloropropane	ND	1.4	5.0	ug/L	10	01/26/2016	01/26/2016 15:41	EPA 8260B	
1,2-Dichloropropane	ND	1.0	5.0	ug/L	10	01/26/2016	01/26/2016 15:41	EPA 8260B	
1,3-Dichloropropane	ND	1.1	5.0	ug/L	10	01/26/2016	01/26/2016 15:41	EPA 8260B	
cis-1,3-Dichloropropene	ND	0.61	5.0	ug/L	10	01/26/2016	01/26/2016 15:41	EPA 8260B	
trans-1,3-Dichloropropene	ND	0.96	5.0	ug/L	10	01/26/2016	01/26/2016 15:41	EPA 8260B	
1,1-Dichloropropene	ND	1.1	5.0	ug/L	10	01/26/2016	01/26/2016 15:41	EPA 8260B	
Diisopropyl Ether	ND	1.5	5.0	ug/L	10	01/26/2016	01/26/2016 15:41	EPA 8260B	



2525 Advance Road
 Madison, WI 53718
 608.221.8700 Phone
 608.221.4889 Fax

Revised Report

TRC Environmental Corporation, Inc.
 708 Heartland Trail, Ste 3000
 Madison WI, 53717

Project: Madison Kipp Corp. Quarterly Sampling
 Project Number: 243950.000001
 Project Manager: Andrew Stehn

MW-5D2

Date Sampled

A160502-13 (Water)

01/21/2016 16:35

Analyte	Result	Limit of Detection	Limit of Quantitation	Units	Dilution	Prepared	Analyzed	Method	Qualifiers
---------	--------	--------------------	-----------------------	-------	----------	----------	----------	--------	------------

ECCS

Volatile Organic Compounds by Method 8260 - Purge and Trap

Preparation Batch: A601067

Ethylbenzene	ND	0.54	5.0	ug/L	10	01/26/2016	01/26/2016 15:41	EPA 8260B	
Hexachlorobutadiene	ND	1.3	20	ug/L	10	01/26/2016	01/26/2016 15:41	EPA 8260B	
n-Hexane	ND	2.1	5.0	ug/L	10	01/26/2016	01/26/2016 15:41	EPA 8260B	
2-Hexanone	ND	9.5	200	ug/L	10	01/26/2016	01/26/2016 15:41	EPA 8260B	
Isopropylbenzene	ND	0.81	5.0	ug/L	10	01/26/2016	01/26/2016 15:41	EPA 8260B	
p-Isopropyltoluene	ND	0.85	5.0	ug/L	10	01/26/2016	01/26/2016 15:41	EPA 8260B	
Methylene chloride	ND	1.4	20	ug/L	10	01/26/2016	01/26/2016 15:41	EPA 8260B	
4-Methyl-2-pentanone	ND	7.7	200	ug/L	10	01/26/2016	01/26/2016 15:41	EPA 8260B	
Methyl t-Butyl Ether	ND	1.4	5.0	ug/L	10	01/26/2016	01/26/2016 15:41	EPA 8260B	
Naphthalene	ND	0.88	50	ug/L	10	01/26/2016	01/26/2016 15:41	EPA 8260B	
n-Propyl Benzene	ND	1.0	5.0	ug/L	10	01/26/2016	01/26/2016 15:41	EPA 8260B	
Styrene	ND	0.65	5.0	ug/L	10	01/26/2016	01/26/2016 15:41	EPA 8260B	
1,1,1,2-Tetrachloroethane	ND	1.1	5.0	ug/L	10	01/26/2016	01/26/2016 15:41	EPA 8260B	
1,1,2,2-Tetrachloroethane	ND	0.99	5.0	ug/L	10	01/26/2016	01/26/2016 15:41	EPA 8260B	
Tetrachloroethene	380	0.81	5.0	ug/L	10	01/26/2016	01/26/2016 15:41	EPA 8260B	D
Tetrahydrofuran	ND	12	100	ug/L	10	01/26/2016	01/26/2016 15:41	EPA 8260B	
Toluene	ND	0.53	5.0	ug/L	10	01/26/2016	01/26/2016 15:41	EPA 8260B	
1,2,3-Trichlorobenzene	ND	0.45	20	ug/L	10	01/26/2016	01/26/2016 15:41	EPA 8260B	
1,2,4-Trichlorobenzene	ND	0.77	20	ug/L	10	01/26/2016	01/26/2016 15:41	EPA 8260B	
1,1,1-Trichloroethane	ND	1.0	5.0	ug/L	10	01/26/2016	01/26/2016 15:41	EPA 8260B	
1,1,2-Trichloroethane	ND	1.0	5.0	ug/L	10	01/26/2016	01/26/2016 15:41	EPA 8260B	
Trichloroethene	4.7	0.62	5.0	ug/L	10	01/26/2016	01/26/2016 15:41	EPA 8260B	J, D
Trichlorofluoromethane	ND	1.3	5.0	ug/L	10	01/26/2016	01/26/2016 15:41	EPA 8260B	
1,2,3-Trichloropropane	ND	1.5	10	ug/L	10	01/26/2016	01/26/2016 15:41	EPA 8260B	
1,1,2-Trichlorotrifluoroethane	ND	1.3	5.0	ug/L	10	01/26/2016	01/26/2016 15:41	EPA 8260B	
1,3,5-Trimethylbenzene	ND	0.75	5.0	ug/L	10	01/26/2016	01/26/2016 15:41	EPA 8260B	
1,2,4-Trimethylbenzene	ND	0.60	5.0	ug/L	10	01/26/2016	01/26/2016 15:41	EPA 8260B	
Vinyl chloride	ND	1.6	5.0	ug/L	10	01/26/2016	01/26/2016 15:41	EPA 8260B	
m,p-Xylene	ND	0.57	10	ug/L	10	01/26/2016	01/26/2016 15:41	EPA 8260B	
o-Xylene	ND	0.58	5.0	ug/L	10	01/26/2016	01/26/2016 15:41	EPA 8260B	

Surrogate: Dibromofluoromethane	98.5 %	60-140	01/26/2016	01/26/2016 15:41	EPA 8260B
Surrogate: Toluene-d8	96.2 %	60-140	01/26/2016	01/26/2016 15:41	EPA 8260B
Surrogate: 4-Bromofluorobenzene	96.4 %	60-140	01/26/2016	01/26/2016 15:41	EPA 8260B



2525 Advance Road
 Madison, WI 53718
 608.221.8700 Phone
 608.221.4889 Fax

Revised Report

TRC Environmental Corporation, Inc.
 708 Heartland Trail, Ste 3000
 Madison WI, 53717

Project: Madison Kipp Corp. Quarterly Sampling
 Project Number: 243950.000001
 Project Manager: Andrew Stehn

MW-5D3
 A160502-14 (Water)

Date Sampled
 01/21/2016 15:20

Analyte	Result	Limit of Detection	Limit of Quantitation	Units	Dilution	Prepared	Analyzed	Method	Qualifiers
---------	--------	--------------------	-----------------------	-------	----------	----------	----------	--------	------------

ECCS

Volatile Organic Compounds by Method 8260 - Purge and Trap

Preparation Batch: A601067

Acetone	ND	3.4	20	ug/L	1	01/26/2016	01/27/2016 19:41	EPA 8260B	
Benzene	ND	0.089	0.50	ug/L	1	01/26/2016	01/27/2016 19:41	EPA 8260B	
Bromobenzene	ND	0.084	0.50	ug/L	1	01/26/2016	01/27/2016 19:41	EPA 8260B	
Bromochloromethane	ND	0.31	0.50	ug/L	1	01/26/2016	01/27/2016 19:41	EPA 8260B	
Bromodichloromethane	ND	0.077	0.50	ug/L	1	01/26/2016	01/27/2016 19:41	EPA 8260B	
Bromoform	ND	0.088	0.50	ug/L	1	01/26/2016	01/27/2016 19:41	EPA 8260B	
Bromomethane	ND	0.59	5.0	ug/L	1	01/26/2016	01/27/2016 19:41	EPA 8260B	
2-Butanone	ND	3.0	20	ug/L	1	01/26/2016	01/27/2016 19:41	EPA 8260B	
n-Butyl Benzene	ND	0.14	0.50	ug/L	1	01/26/2016	01/27/2016 19:41	EPA 8260B	
sec-Butyl Benzene	ND	0.13	0.50	ug/L	1	01/26/2016	01/27/2016 19:41	EPA 8260B	
tert-Butylbenzene	ND	0.12	0.50	ug/L	1	01/26/2016	01/27/2016 19:41	EPA 8260B	
Carbon disulfide	ND	0.053	0.50	ug/L	1	01/26/2016	01/27/2016 19:41	EPA 8260B	
Carbon tetrachloride	ND	0.038	0.50	ug/L	1	01/26/2016	01/27/2016 19:41	EPA 8260B	
Chlorobenzene	ND	0.073	0.50	ug/L	1	01/26/2016	01/27/2016 19:41	EPA 8260B	
Chloroethane	ND	0.25	5.0	ug/L	1	01/26/2016	01/27/2016 19:41	EPA 8260B	
Chloroform	ND	0.062	0.50	ug/L	1	01/26/2016	01/27/2016 19:41	EPA 8260B	
Chloromethane	ND	0.16	2.0	ug/L	1	01/26/2016	01/27/2016 19:41	EPA 8260B	
2-Chlorotoluene	ND	0.075	0.50	ug/L	1	01/26/2016	01/27/2016 19:41	EPA 8260B	
4-Chlorotoluene	ND	0.073	0.50	ug/L	1	01/26/2016	01/27/2016 19:41	EPA 8260B	
1,2-Dibromo-3-chloropropane	ND	0.25	0.50	ug/L	1	01/26/2016	01/27/2016 19:41	EPA 8260B	
Dibromochloromethane	ND	0.091	0.50	ug/L	1	01/26/2016	01/27/2016 19:41	EPA 8260B	
1,2-Dibromoethane (EDB)	ND	0.13	0.50	ug/L	1	01/26/2016	01/27/2016 19:41	EPA 8260B	
Dibromomethane	ND	0.14	0.50	ug/L	1	01/26/2016	01/27/2016 19:41	EPA 8260B	
1,2-Dichlorobenzene	ND	0.076	0.50	ug/L	1	01/26/2016	01/27/2016 19:41	EPA 8260B	
1,4-Dichlorobenzene	ND	0.070	0.50	ug/L	1	01/26/2016	01/27/2016 19:41	EPA 8260B	
1,3-Dichlorobenzene	ND	0.096	0.50	ug/L	1	01/26/2016	01/27/2016 19:41	EPA 8260B	
Dichlorodifluoromethane	ND	0.11	0.50	ug/L	1	01/26/2016	01/27/2016 19:41	EPA 8260B	
1,1-Dichloroethane	ND	0.12	0.50	ug/L	1	01/26/2016	01/27/2016 19:41	EPA 8260B	
1,2-Dichloroethane	ND	0.078	0.50	ug/L	1	01/26/2016	01/27/2016 19:41	EPA 8260B	
trans-1,2-Dichloroethene	ND	0.11	0.50	ug/L	1	01/26/2016	01/27/2016 19:41	EPA 8260B	
cis-1,2-Dichloroethene	0.19	0.11	0.50	ug/L	1	01/26/2016	01/27/2016 19:41	EPA 8260B	J
1,1-Dichloroethene	ND	0.14	0.50	ug/L	1	01/26/2016	01/27/2016 19:41	EPA 8260B	
2,2-Dichloropropane	ND	0.14	0.50	ug/L	1	01/26/2016	01/27/2016 19:41	EPA 8260B	
1,2-Dichloropropane	ND	0.10	0.50	ug/L	1	01/26/2016	01/27/2016 19:41	EPA 8260B	
1,3-Dichloropropane	ND	0.11	0.50	ug/L	1	01/26/2016	01/27/2016 19:41	EPA 8260B	
cis-1,3-Dichloropropene	ND	0.061	0.50	ug/L	1	01/26/2016	01/27/2016 19:41	EPA 8260B	
trans-1,3-Dichloropropene	ND	0.096	0.50	ug/L	1	01/26/2016	01/27/2016 19:41	EPA 8260B	
1,1-Dichloropropene	ND	0.11	0.50	ug/L	1	01/26/2016	01/27/2016 19:41	EPA 8260B	
Diisopropyl Ether	ND	0.15	0.50	ug/L	1	01/26/2016	01/27/2016 19:41	EPA 8260B	



2525 Advance Road
Madison, WI 53718
608.221.8700 Phone
608.221.4889 Fax

Revised Report

TRC Environmental Corporation, Inc.
708 Heartland Trail, Ste 3000
Madison WI, 53717

Project: Madison Kipp Corp. Quarterly Sampling
Project Number: 243950.000001
Project Manager: Andrew Stehn

**MW-5D3
A160502-14 (Water)**

Date Sampled
01/21/2016 15:20

Analyte	Result	Limit of Detection	Limit of Quantitation	Units	Dilution	Prepared	Analyzed	Method	Qualifiers
---------	--------	--------------------	-----------------------	-------	----------	----------	----------	--------	------------

ECCS

Volatile Organic Compounds by Method 8260 - Purge and Trap

Preparation Batch: A601067

Ethylbenzene	ND	0.054	0.50	ug/L	1	01/26/2016	01/27/2016 19:41	EPA 8260B	
Hexachlorobutadiene	ND	0.13	2.0	ug/L	1	01/26/2016	01/27/2016 19:41	EPA 8260B	
n-Hexane	ND	0.21	0.50	ug/L	1	01/26/2016	01/27/2016 19:41	EPA 8260B	
2-Hexanone	ND	0.95	20	ug/L	1	01/26/2016	01/27/2016 19:41	EPA 8260B	
Isopropylbenzene	ND	0.081	0.50	ug/L	1	01/26/2016	01/27/2016 19:41	EPA 8260B	
p-Isopropyltoluene	ND	0.085	0.50	ug/L	1	01/26/2016	01/27/2016 19:41	EPA 8260B	
Methylene chloride	0.16	0.14	2.0	ug/L	1	01/26/2016	01/27/2016 19:41	EPA 8260B	J
4-Methyl-2-pentanone	ND	0.77	20	ug/L	1	01/26/2016	01/27/2016 19:41	EPA 8260B	
Methyl t-Butyl Ether	ND	0.14	0.50	ug/L	1	01/26/2016	01/27/2016 19:41	EPA 8260B	
Naphthalene	ND	0.088	5.0	ug/L	1	01/26/2016	01/27/2016 19:41	EPA 8260B	
n-Propyl Benzene	ND	0.10	0.50	ug/L	1	01/26/2016	01/27/2016 19:41	EPA 8260B	
Styrene	ND	0.065	0.50	ug/L	1	01/26/2016	01/27/2016 19:41	EPA 8260B	
1,1,1,2-Tetrachloroethane	ND	0.11	0.50	ug/L	1	01/26/2016	01/27/2016 19:41	EPA 8260B	
1,1,2,2-Tetrachloroethane	ND	0.099	0.50	ug/L	1	01/26/2016	01/27/2016 19:41	EPA 8260B	
Tetrachloroethene	0.14	0.081	0.50	ug/L	1	01/26/2016	01/27/2016 19:41	EPA 8260B	J
Tetrahydrofuran	ND	1.2	10	ug/L	1	01/26/2016	01/27/2016 19:41	EPA 8260B	
Toluene	0.080	0.053	0.50	ug/L	1	01/26/2016	01/27/2016 19:41	EPA 8260B	J
1,2,3-Trichlorobenzene	0.18	0.045	2.0	ug/L	1	01/26/2016	01/27/2016 19:41	EPA 8260B	J
1,2,4-Trichlorobenzene	0.13	0.077	2.0	ug/L	1	01/26/2016	01/27/2016 19:41	EPA 8260B	J
1,1,1-Trichloroethane	ND	0.10	0.50	ug/L	1	01/26/2016	01/27/2016 19:41	EPA 8260B	
1,1,2-Trichloroethane	ND	0.10	0.50	ug/L	1	01/26/2016	01/27/2016 19:41	EPA 8260B	
Trichloroethene	ND	0.062	0.50	ug/L	1	01/26/2016	01/27/2016 19:41	EPA 8260B	
Trichlorofluoromethane	ND	0.13	0.50	ug/L	1	01/26/2016	01/27/2016 19:41	EPA 8260B	
1,2,3-Trichloropropane	ND	0.15	1.0	ug/L	1	01/26/2016	01/27/2016 19:41	EPA 8260B	
1,1,2-Trichlorotrifluoroethane	ND	0.13	0.50	ug/L	1	01/26/2016	01/27/2016 19:41	EPA 8260B	
1,3,5-Trimethylbenzene	ND	0.075	0.50	ug/L	1	01/26/2016	01/27/2016 19:41	EPA 8260B	
1,2,4-Trimethylbenzene	ND	0.060	0.50	ug/L	1	01/26/2016	01/27/2016 19:41	EPA 8260B	
Vinyl chloride	ND	0.16	0.50	ug/L	1	01/26/2016	01/27/2016 19:41	EPA 8260B	
m,p-Xylene	ND	0.057	1.0	ug/L	1	01/26/2016	01/27/2016 19:41	EPA 8260B	
o-Xylene	ND	0.058	0.50	ug/L	1	01/26/2016	01/27/2016 19:41	EPA 8260B	

Surrogate: Dibromofluoromethane			101 %	60-140		01/26/2016	01/27/2016 19:41	EPA 8260B	
Surrogate: Toluene-d8			98.2 %	60-140		01/26/2016	01/27/2016 19:41	EPA 8260B	
Surrogate: 4-Bromofluorobenzene			97.0 %	60-140		01/26/2016	01/27/2016 19:41	EPA 8260B	



2525 Advance Road
 Madison, WI 53718
 608.221.8700 Phone
 608.221.4889 Fax

Revised Report

TRC Environmental Corporation, Inc.
 708 Heartland Trail, Ste 3000
 Madison WI, 53717

Project: Madison Kipp Corp. Quarterly Sampling
 Project Number: 243950.000001
 Project Manager: Andrew Stehn

MW-6D

Date Sampled

A160502-15 (Water)

01/22/2016 11:35

Analyte	Result	Limit of Detection	Limit of Quantitation	Units	Dilution	Prepared	Analyzed	Method	Qualifiers
---------	--------	--------------------	-----------------------	-------	----------	----------	----------	--------	------------

ECCS

Volatile Organic Compounds by Method 8260 - Purge and Trap

Preparation Batch: A601067

Acetone	ND	68	400	ug/L	20	01/26/2016	01/26/2016 17:32	EPA 8260B	
Benzene	610	1.8	10	ug/L	20	01/26/2016	01/26/2016 17:32	EPA 8260B	D
Bromobenzene	ND	1.7	10	ug/L	20	01/26/2016	01/26/2016 17:32	EPA 8260B	
Bromochloromethane	ND	6.2	10	ug/L	20	01/26/2016	01/26/2016 17:32	EPA 8260B	
Bromodichloromethane	ND	1.5	10	ug/L	20	01/26/2016	01/26/2016 17:32	EPA 8260B	
Bromoform	ND	1.8	10	ug/L	20	01/26/2016	01/26/2016 17:32	EPA 8260B	
Bromomethane	ND	12	100	ug/L	20	01/26/2016	01/26/2016 17:32	EPA 8260B	
2-Butanone	ND	60	400	ug/L	20	01/26/2016	01/26/2016 17:32	EPA 8260B	
n-Butyl Benzene	ND	2.8	10	ug/L	20	01/26/2016	01/26/2016 17:32	EPA 8260B	
sec-Butyl Benzene	ND	2.6	10	ug/L	20	01/26/2016	01/26/2016 17:32	EPA 8260B	
tert-Butylbenzene	ND	2.4	10	ug/L	20	01/26/2016	01/26/2016 17:32	EPA 8260B	
Carbon disulfide	ND	1.1	10	ug/L	20	01/26/2016	01/26/2016 17:32	EPA 8260B	
Carbon tetrachloride	ND	0.76	10	ug/L	20	01/26/2016	01/26/2016 17:32	EPA 8260B	
Chlorobenzene	ND	1.5	10	ug/L	20	01/26/2016	01/26/2016 17:32	EPA 8260B	
Chloroethane	ND	5.0	100	ug/L	20	01/26/2016	01/26/2016 17:32	EPA 8260B	
Chloroform	ND	1.2	10	ug/L	20	01/26/2016	01/26/2016 17:32	EPA 8260B	
Chloromethane	ND	3.2	40	ug/L	20	01/26/2016	01/26/2016 17:32	EPA 8260B	
2-Chlorotoluene	ND	1.5	10	ug/L	20	01/26/2016	01/26/2016 17:32	EPA 8260B	
4-Chlorotoluene	ND	1.5	10	ug/L	20	01/26/2016	01/26/2016 17:32	EPA 8260B	
1,2-Dibromo-3-chloropropane	ND	5.0	10	ug/L	20	01/26/2016	01/26/2016 17:32	EPA 8260B	
Dibromochloromethane	ND	1.8	10	ug/L	20	01/26/2016	01/26/2016 17:32	EPA 8260B	
1,2-Dibromoethane (EDB)	ND	2.6	10	ug/L	20	01/26/2016	01/26/2016 17:32	EPA 8260B	
Dibromomethane	ND	2.8	10	ug/L	20	01/26/2016	01/26/2016 17:32	EPA 8260B	
1,2-Dichlorobenzene	ND	1.5	10	ug/L	20	01/26/2016	01/26/2016 17:32	EPA 8260B	
1,4-Dichlorobenzene	ND	1.4	10	ug/L	20	01/26/2016	01/26/2016 17:32	EPA 8260B	
1,3-Dichlorobenzene	ND	1.9	10	ug/L	20	01/26/2016	01/26/2016 17:32	EPA 8260B	
Dichlorodifluoromethane	ND	2.2	10	ug/L	20	01/26/2016	01/26/2016 17:32	EPA 8260B	
1,1-Dichloroethane	ND	2.4	10	ug/L	20	01/26/2016	01/26/2016 17:32	EPA 8260B	
1,2-Dichloroethane	ND	1.6	10	ug/L	20	01/26/2016	01/26/2016 17:32	EPA 8260B	
trans-1,2-Dichloroethene	ND	2.2	10	ug/L	20	01/26/2016	01/26/2016 17:32	EPA 8260B	
cis-1,2-Dichloroethene	3.6	2.2	10	ug/L	20	01/26/2016	01/26/2016 17:32	EPA 8260B	J, D
1,1-Dichloroethene	ND	2.8	10	ug/L	20	01/26/2016	01/26/2016 17:32	EPA 8260B	
2,2-Dichloropropane	ND	2.8	10	ug/L	20	01/26/2016	01/26/2016 17:32	EPA 8260B	
1,2-Dichloropropane	ND	2.0	10	ug/L	20	01/26/2016	01/26/2016 17:32	EPA 8260B	
1,3-Dichloropropane	ND	2.2	10	ug/L	20	01/26/2016	01/26/2016 17:32	EPA 8260B	
cis-1,3-Dichloropropene	ND	1.2	10	ug/L	20	01/26/2016	01/26/2016 17:32	EPA 8260B	
trans-1,3-Dichloropropene	ND	1.9	10	ug/L	20	01/26/2016	01/26/2016 17:32	EPA 8260B	
1,1-Dichloropropene	ND	2.2	10	ug/L	20	01/26/2016	01/26/2016 17:32	EPA 8260B	
Diisopropyl Ether	ND	3.0	10	ug/L	20	01/26/2016	01/26/2016 17:32	EPA 8260B	
Ethylbenzene	4.0	1.1	10	ug/L	20	01/26/2016	01/26/2016 17:32	EPA 8260B	J, D



2525 Advance Road
Madison, WI 53718
608.221.8700 Phone
608.221.4889 Fax

Revised Report

TRC Environmental Corporation, Inc.
708 Heartland Trail, Ste 3000
Madison WI, 53717

Project: Madison Kipp Corp. Quarterly Sampling
Project Number: 243950.000001
Project Manager: Andrew Stehn

MW-6D

Date Sampled

A160502-15 (Water)

01/22/2016 11:35

Analyte	Result	Limit of Detection	Limit of Quantitation	Units	Dilution	Prepared	Analyzed	Method	Qualifiers
---------	--------	--------------------	-----------------------	-------	----------	----------	----------	--------	------------

ECCS

Volatile Organic Compounds by Method 8260 - Purge and Trap

Preparation Batch: A601067

Hexachlorobutadiene	ND	2.6	40	ug/L	20	01/26/2016	01/26/2016 17:32	EPA 8260B	
n-Hexane	ND	4.2	10	ug/L	20	01/26/2016	01/26/2016 17:32	EPA 8260B	
2-Hexanone	ND	19	400	ug/L	20	01/26/2016	01/26/2016 17:32	EPA 8260B	
Isopropylbenzene	5.8	1.6	10	ug/L	20	01/26/2016	01/26/2016 17:32	EPA 8260B	J, D
p-Isopropyltoluene	ND	1.7	10	ug/L	20	01/26/2016	01/26/2016 17:32	EPA 8260B	
Methylene chloride	ND	2.8	40	ug/L	20	01/26/2016	01/26/2016 17:32	EPA 8260B	
4-Methyl-2-pentanone	ND	15	400	ug/L	20	01/26/2016	01/26/2016 17:32	EPA 8260B	
Methyl t-Butyl Ether	ND	2.8	10	ug/L	20	01/26/2016	01/26/2016 17:32	EPA 8260B	
Naphthalene	ND	1.8	100	ug/L	20	01/26/2016	01/26/2016 17:32	EPA 8260B	
n-Propyl Benzene	2.6	2.0	10	ug/L	20	01/26/2016	01/26/2016 17:32	EPA 8260B	J, D
Styrene	ND	1.3	10	ug/L	20	01/26/2016	01/26/2016 17:32	EPA 8260B	
1,1,1,2-Tetrachloroethane	ND	2.2	10	ug/L	20	01/26/2016	01/26/2016 17:32	EPA 8260B	
1,1,2,2-Tetrachloroethane	ND	2.0	10	ug/L	20	01/26/2016	01/26/2016 17:32	EPA 8260B	
Tetrachloroethene	1.8	1.6	10	ug/L	20	01/26/2016	01/26/2016 17:32	EPA 8260B	J, D
Tetrahydrofuran	ND	24	200	ug/L	20	01/26/2016	01/26/2016 17:32	EPA 8260B	
Toluene	13	1.1	10	ug/L	20	01/26/2016	01/26/2016 17:32	EPA 8260B	D
1,2,3-Trichlorobenzene	ND	0.90	40	ug/L	20	01/26/2016	01/26/2016 17:32	EPA 8260B	
1,2,4-Trichlorobenzene	ND	1.5	40	ug/L	20	01/26/2016	01/26/2016 17:32	EPA 8260B	
1,1,1-Trichloroethane	ND	2.0	10	ug/L	20	01/26/2016	01/26/2016 17:32	EPA 8260B	
1,1,2-Trichloroethane	ND	2.0	10	ug/L	20	01/26/2016	01/26/2016 17:32	EPA 8260B	
Trichloroethene	8.4	1.2	10	ug/L	20	01/26/2016	01/26/2016 17:32	EPA 8260B	J, D
Trichlorofluoromethane	ND	2.6	10	ug/L	20	01/26/2016	01/26/2016 17:32	EPA 8260B	
1,2,3-Trichloropropane	ND	3.0	20	ug/L	20	01/26/2016	01/26/2016 17:32	EPA 8260B	
1,1,2-Trichlorotrifluoroethane	ND	2.6	10	ug/L	20	01/26/2016	01/26/2016 17:32	EPA 8260B	
1,3,5-Trimethylbenzene	ND	1.5	10	ug/L	20	01/26/2016	01/26/2016 17:32	EPA 8260B	
1,2,4-Trimethylbenzene	9.0	1.2	10	ug/L	20	01/26/2016	01/26/2016 17:32	EPA 8260B	J, D
Vinyl chloride	ND	3.2	10	ug/L	20	01/26/2016	01/26/2016 17:32	EPA 8260B	
m,p-Xylene	8.2	1.1	20	ug/L	20	01/26/2016	01/26/2016 17:32	EPA 8260B	J, D
o-Xylene	2.6	1.2	10	ug/L	20	01/26/2016	01/26/2016 17:32	EPA 8260B	J, D
Surrogate: Dibromofluoromethane			98.7 %	60-140		01/26/2016	01/26/2016 17:32	EPA 8260B	
Surrogate: Toluene-d8			93.4 %	60-140		01/26/2016	01/26/2016 17:32	EPA 8260B	
Surrogate: 4-Bromofluorobenzene			90.8 %	60-140		01/26/2016	01/26/2016 17:32	EPA 8260B	



2525 Advance Road
Madison, WI 53718
608.221.8700 Phone
608.221.4889 Fax

Revised Report

TRC Environmental Corporation, Inc.
708 Heartland Trail, Ste 3000
Madison WI, 53717

Project: Madison Kipp Corp. Quarterly Sampling
Project Number: 243950.000001
Project Manager: Andrew Stehn

MW-9D2 A160502-16 (Water)

Date Sampled
01/21/2016 12:05

Analyte	Result	Limit of Detection	Limit of Quantitation	Units	Dilution	Prepared	Analyzed	Method	Qualifiers
---------	--------	--------------------	-----------------------	-------	----------	----------	----------	--------	------------

ECCS

Volatile Organic Compounds by Method 8260 - Purge and Trap

Preparation Batch: A601067

Analyte	Result	Limit of Detection	Limit of Quantitation	Units	Dilution	Prepared	Analyzed	Method	Qualifiers
Acetone	ND	3.4	20	ug/L	1	01/26/2016	01/26/2016 18:16	EPA 8260B	
Benzene	0.11	0.089	0.50	ug/L	1	01/26/2016	01/26/2016 18:16	EPA 8260B	J
Bromobenzene	ND	0.084	0.50	ug/L	1	01/26/2016	01/26/2016 18:16	EPA 8260B	
Bromochloromethane	ND	0.31	0.50	ug/L	1	01/26/2016	01/26/2016 18:16	EPA 8260B	
Bromodichloromethane	ND	0.077	0.50	ug/L	1	01/26/2016	01/26/2016 18:16	EPA 8260B	
Bromoform	ND	0.088	0.50	ug/L	1	01/26/2016	01/26/2016 18:16	EPA 8260B	
Bromomethane	ND	0.59	5.0	ug/L	1	01/26/2016	01/26/2016 18:16	EPA 8260B	
2-Butanone	ND	3.0	20	ug/L	1	01/26/2016	01/26/2016 18:16	EPA 8260B	
n-Butyl Benzene	ND	0.14	0.50	ug/L	1	01/26/2016	01/26/2016 18:16	EPA 8260B	
sec-Butyl Benzene	ND	0.13	0.50	ug/L	1	01/26/2016	01/26/2016 18:16	EPA 8260B	
tert-Butylbenzene	ND	0.12	0.50	ug/L	1	01/26/2016	01/26/2016 18:16	EPA 8260B	
Carbon disulfide	ND	0.053	0.50	ug/L	1	01/26/2016	01/26/2016 18:16	EPA 8260B	
Carbon tetrachloride	ND	0.038	0.50	ug/L	1	01/26/2016	01/26/2016 18:16	EPA 8260B	
Chlorobenzene	ND	0.073	0.50	ug/L	1	01/26/2016	01/26/2016 18:16	EPA 8260B	
Chloroethane	ND	0.25	5.0	ug/L	1	01/26/2016	01/26/2016 18:16	EPA 8260B	
Chloroform	ND	0.062	0.50	ug/L	1	01/26/2016	01/26/2016 18:16	EPA 8260B	
Chloromethane	0.29	0.16	2.0	ug/L	1	01/26/2016	01/26/2016 18:16	EPA 8260B	J
2-Chlorotoluene	ND	0.075	0.50	ug/L	1	01/26/2016	01/26/2016 18:16	EPA 8260B	
4-Chlorotoluene	ND	0.073	0.50	ug/L	1	01/26/2016	01/26/2016 18:16	EPA 8260B	
1,2-Dibromo-3-chloropropane	ND	0.25	0.50	ug/L	1	01/26/2016	01/26/2016 18:16	EPA 8260B	
Dibromochloromethane	ND	0.091	0.50	ug/L	1	01/26/2016	01/26/2016 18:16	EPA 8260B	
1,2-Dibromoethane (EDB)	ND	0.13	0.50	ug/L	1	01/26/2016	01/26/2016 18:16	EPA 8260B	
Dibromomethane	ND	0.14	0.50	ug/L	1	01/26/2016	01/26/2016 18:16	EPA 8260B	
1,2-Dichlorobenzene	ND	0.076	0.50	ug/L	1	01/26/2016	01/26/2016 18:16	EPA 8260B	
1,4-Dichlorobenzene	ND	0.070	0.50	ug/L	1	01/26/2016	01/26/2016 18:16	EPA 8260B	
1,3-Dichlorobenzene	ND	0.096	0.50	ug/L	1	01/26/2016	01/26/2016 18:16	EPA 8260B	
Dichlorodifluoromethane	ND	0.11	0.50	ug/L	1	01/26/2016	01/26/2016 18:16	EPA 8260B	
1,1-Dichloroethane	ND	0.12	0.50	ug/L	1	01/26/2016	01/26/2016 18:16	EPA 8260B	
1,2-Dichloroethane	ND	0.078	0.50	ug/L	1	01/26/2016	01/26/2016 18:16	EPA 8260B	
trans-1,2-Dichloroethene	ND	0.11	0.50	ug/L	1	01/26/2016	01/26/2016 18:16	EPA 8260B	
cis-1,2-Dichloroethene	3.9	0.11	0.50	ug/L	1	01/26/2016	01/26/2016 18:16	EPA 8260B	
1,1-Dichloroethene	ND	0.14	0.50	ug/L	1	01/26/2016	01/26/2016 18:16	EPA 8260B	
2,2-Dichloropropane	ND	0.14	0.50	ug/L	1	01/26/2016	01/26/2016 18:16	EPA 8260B	
1,2-Dichloropropane	ND	0.10	0.50	ug/L	1	01/26/2016	01/26/2016 18:16	EPA 8260B	
1,3-Dichloropropane	ND	0.11	0.50	ug/L	1	01/26/2016	01/26/2016 18:16	EPA 8260B	
cis-1,3-Dichloropropene	ND	0.061	0.50	ug/L	1	01/26/2016	01/26/2016 18:16	EPA 8260B	
trans-1,3-Dichloropropene	ND	0.096	0.50	ug/L	1	01/26/2016	01/26/2016 18:16	EPA 8260B	
1,1-Dichloropropene	ND	0.11	0.50	ug/L	1	01/26/2016	01/26/2016 18:16	EPA 8260B	
Diisopropyl Ether	ND	0.15	0.50	ug/L	1	01/26/2016	01/26/2016 18:16	EPA 8260B	
Ethylbenzene	ND	0.054	0.50	ug/L	1	01/26/2016	01/26/2016 18:16	EPA 8260B	



2525 Advance Road
Madison, WI 53718
608.221.8700 Phone
608.221.4889 Fax

Revised Report

TRC Environmental Corporation, Inc.
708 Heartland Trail, Ste 3000
Madison WI, 53717

Project: Madison Kipp Corp. Quarterly Sampling
Project Number: 243950.000001
Project Manager: Andrew Stehn

MW-9D2
A160502-16 (Water)

Date Sampled
01/21/2016 12:05

Analyte	Result	Limit of Detection	Limit of Quantitation	Units	Dilution	Prepared	Analyzed	Method	Qualifiers
---------	--------	--------------------	-----------------------	-------	----------	----------	----------	--------	------------

ECCS

Volatile Organic Compounds by Method 8260 - Purge and Trap

Preparation Batch: A601067

Hexachlorobutadiene	ND	0.13	2.0	ug/L	1	01/26/2016	01/26/2016 18:16	EPA 8260B	
n-Hexane	ND	0.21	0.50	ug/L	1	01/26/2016	01/26/2016 18:16	EPA 8260B	
2-Hexanone	ND	0.95	20	ug/L	1	01/26/2016	01/26/2016 18:16	EPA 8260B	
Isopropylbenzene	ND	0.081	0.50	ug/L	1	01/26/2016	01/26/2016 18:16	EPA 8260B	
p-Isopropyltoluene	ND	0.085	0.50	ug/L	1	01/26/2016	01/26/2016 18:16	EPA 8260B	
Methylene chloride	0.17	0.14	2.0	ug/L	1	01/26/2016	01/26/2016 18:16	EPA 8260B	J
4-Methyl-2-pentanone	ND	0.77	20	ug/L	1	01/26/2016	01/26/2016 18:16	EPA 8260B	
Methyl t-Butyl Ether	18	0.14	0.50	ug/L	1	01/26/2016	01/26/2016 18:16	EPA 8260B	
Naphthalene	ND	0.088	5.0	ug/L	1	01/26/2016	01/26/2016 18:16	EPA 8260B	
n-Propyl Benzene	ND	0.10	0.50	ug/L	1	01/26/2016	01/26/2016 18:16	EPA 8260B	
Styrene	ND	0.065	0.50	ug/L	1	01/26/2016	01/26/2016 18:16	EPA 8260B	
1,1,1,2-Tetrachloroethane	ND	0.11	0.50	ug/L	1	01/26/2016	01/26/2016 18:16	EPA 8260B	
1,1,2,2-Tetrachloroethane	ND	0.099	0.50	ug/L	1	01/26/2016	01/26/2016 18:16	EPA 8260B	
Tetrachloroethene	11	0.081	0.50	ug/L	1	01/26/2016	01/26/2016 18:16	EPA 8260B	
Tetrahydrofuran	ND	1.2	10	ug/L	1	01/26/2016	01/26/2016 18:16	EPA 8260B	
Toluene	ND	0.053	0.50	ug/L	1	01/26/2016	01/26/2016 18:16	EPA 8260B	
1,2,3-Trichlorobenzene	ND	0.045	2.0	ug/L	1	01/26/2016	01/26/2016 18:16	EPA 8260B	
1,2,4-Trichlorobenzene	ND	0.077	2.0	ug/L	1	01/26/2016	01/26/2016 18:16	EPA 8260B	
1,1,1-Trichloroethane	ND	0.10	0.50	ug/L	1	01/26/2016	01/26/2016 18:16	EPA 8260B	
1,1,2-Trichloroethane	ND	0.10	0.50	ug/L	1	01/26/2016	01/26/2016 18:16	EPA 8260B	
Trichloroethene	2.8	0.062	0.50	ug/L	1	01/26/2016	01/26/2016 18:16	EPA 8260B	
Trichlorofluoromethane	ND	0.13	0.50	ug/L	1	01/26/2016	01/26/2016 18:16	EPA 8260B	
1,2,3-Trichloropropane	ND	0.15	1.0	ug/L	1	01/26/2016	01/26/2016 18:16	EPA 8260B	
1,1,2-Trichlorotrifluoroethane	ND	0.13	0.50	ug/L	1	01/26/2016	01/26/2016 18:16	EPA 8260B	
1,3,5-Trimethylbenzene	ND	0.075	0.50	ug/L	1	01/26/2016	01/26/2016 18:16	EPA 8260B	
1,2,4-Trimethylbenzene	ND	0.060	0.50	ug/L	1	01/26/2016	01/26/2016 18:16	EPA 8260B	
Vinyl chloride	ND	0.16	0.50	ug/L	1	01/26/2016	01/26/2016 18:16	EPA 8260B	
m,p-Xylene	ND	0.057	1.0	ug/L	1	01/26/2016	01/26/2016 18:16	EPA 8260B	
o-Xylene	ND	0.058	0.50	ug/L	1	01/26/2016	01/26/2016 18:16	EPA 8260B	
Surrogate: Dibromofluoromethane			98.9 %	60-140		01/26/2016	01/26/2016 18:16	EPA 8260B	
Surrogate: Toluene-d8			93.6 %	60-140		01/26/2016	01/26/2016 18:16	EPA 8260B	
Surrogate: 4-Bromofluorobenzene			91.0 %	60-140		01/26/2016	01/26/2016 18:16	EPA 8260B	



2525 Advance Road
 Madison, WI 53718
 608.221.8700 Phone
 608.221.4889 Fax

Revised Report

TRC Environmental Corporation, Inc.
 708 Heartland Trail, Ste 3000
 Madison WI, 53717

Project: Madison Kipp Corp. Quarterly Sampling
 Project Number: 243950.000001
 Project Manager: Andrew Stehn

DUP-01 A160502-17 (Water)

Date Sampled
 01/21/2016 00:00

Analyte	Result	Limit of Detection	Limit of Quantitation	Units	Dilution	Prepared	Analyzed	Method	Qualifiers
---------	--------	--------------------	-----------------------	-------	----------	----------	----------	--------	------------

ECCS

Volatile Organic Compounds by Method 8260 - Purge and Trap

Preparation Batch: A601067

Acetone	ND	34	200	ug/L	10	01/26/2016	01/26/2016 18:59	EPA 8260B	
Benzene	ND	0.89	5.0	ug/L	10	01/26/2016	01/26/2016 18:59	EPA 8260B	
Bromobenzene	ND	0.84	5.0	ug/L	10	01/26/2016	01/26/2016 18:59	EPA 8260B	
Bromochloromethane	ND	3.1	5.0	ug/L	10	01/26/2016	01/26/2016 18:59	EPA 8260B	
Bromodichloromethane	ND	0.77	5.0	ug/L	10	01/26/2016	01/26/2016 18:59	EPA 8260B	
Bromoform	ND	0.88	5.0	ug/L	10	01/26/2016	01/26/2016 18:59	EPA 8260B	
Bromomethane	ND	5.9	50	ug/L	10	01/26/2016	01/26/2016 18:59	EPA 8260B	
2-Butanone	ND	30	200	ug/L	10	01/26/2016	01/26/2016 18:59	EPA 8260B	
n-Butyl Benzene	ND	1.4	5.0	ug/L	10	01/26/2016	01/26/2016 18:59	EPA 8260B	
sec-Butyl Benzene	ND	1.3	5.0	ug/L	10	01/26/2016	01/26/2016 18:59	EPA 8260B	
tert-Butylbenzene	ND	1.2	5.0	ug/L	10	01/26/2016	01/26/2016 18:59	EPA 8260B	
Carbon disulfide	ND	0.53	5.0	ug/L	10	01/26/2016	01/26/2016 18:59	EPA 8260B	
Carbon tetrachloride	ND	0.38	5.0	ug/L	10	01/26/2016	01/26/2016 18:59	EPA 8260B	
Chlorobenzene	ND	0.73	5.0	ug/L	10	01/26/2016	01/26/2016 18:59	EPA 8260B	
Chloroethane	ND	2.5	50	ug/L	10	01/26/2016	01/26/2016 18:59	EPA 8260B	
Chloroform	ND	0.62	5.0	ug/L	10	01/26/2016	01/26/2016 18:59	EPA 8260B	
Chloromethane	ND	1.6	20	ug/L	10	01/26/2016	01/26/2016 18:59	EPA 8260B	
2-Chlorotoluene	ND	0.75	5.0	ug/L	10	01/26/2016	01/26/2016 18:59	EPA 8260B	
4-Chlorotoluene	ND	0.73	5.0	ug/L	10	01/26/2016	01/26/2016 18:59	EPA 8260B	
1,2-Dibromo-3-chloropropane	ND	2.5	5.0	ug/L	10	01/26/2016	01/26/2016 18:59	EPA 8260B	
Dibromochloromethane	ND	0.91	5.0	ug/L	10	01/26/2016	01/26/2016 18:59	EPA 8260B	
1,2-Dibromoethane (EDB)	ND	1.3	5.0	ug/L	10	01/26/2016	01/26/2016 18:59	EPA 8260B	
Dibromomethane	ND	1.4	5.0	ug/L	10	01/26/2016	01/26/2016 18:59	EPA 8260B	
1,2-Dichlorobenzene	ND	0.76	5.0	ug/L	10	01/26/2016	01/26/2016 18:59	EPA 8260B	
1,4-Dichlorobenzene	ND	0.70	5.0	ug/L	10	01/26/2016	01/26/2016 18:59	EPA 8260B	
1,3-Dichlorobenzene	ND	0.96	5.0	ug/L	10	01/26/2016	01/26/2016 18:59	EPA 8260B	
Dichlorodifluoromethane	ND	1.1	5.0	ug/L	10	01/26/2016	01/26/2016 18:59	EPA 8260B	
1,1-Dichloroethane	ND	1.2	5.0	ug/L	10	01/26/2016	01/26/2016 18:59	EPA 8260B	
1,2-Dichloroethane	ND	0.78	5.0	ug/L	10	01/26/2016	01/26/2016 18:59	EPA 8260B	
trans-1,2-Dichloroethene	ND	1.1	5.0	ug/L	10	01/26/2016	01/26/2016 18:59	EPA 8260B	
cis-1,2-Dichloroethene	1.6	1.1	5.0	ug/L	10	01/26/2016	01/26/2016 18:59	EPA 8260B	J, D
1,1-Dichloroethene	ND	1.4	5.0	ug/L	10	01/26/2016	01/26/2016 18:59	EPA 8260B	
2,2-Dichloropropane	ND	1.4	5.0	ug/L	10	01/26/2016	01/26/2016 18:59	EPA 8260B	
1,2-Dichloropropane	ND	1.0	5.0	ug/L	10	01/26/2016	01/26/2016 18:59	EPA 8260B	
1,3-Dichloropropane	ND	1.1	5.0	ug/L	10	01/26/2016	01/26/2016 18:59	EPA 8260B	
cis-1,3-Dichloropropene	ND	0.61	5.0	ug/L	10	01/26/2016	01/26/2016 18:59	EPA 8260B	
trans-1,3-Dichloropropene	ND	0.96	5.0	ug/L	10	01/26/2016	01/26/2016 18:59	EPA 8260B	
1,1-Dichloropropene	ND	1.1	5.0	ug/L	10	01/26/2016	01/26/2016 18:59	EPA 8260B	
Diisopropyl Ether	ND	1.5	5.0	ug/L	10	01/26/2016	01/26/2016 18:59	EPA 8260B	



2525 Advance Road
Madison, WI 53718
608.221.8700 Phone
608.221.4889 Fax

Revised Report

TRC Environmental Corporation, Inc.
708 Heartland Trail, Ste 3000
Madison WI, 53717

Project: Madison Kipp Corp. Quarterly Sampling
Project Number: 243950.000001
Project Manager: Andrew Stehn

DUP-01

Date Sampled

A160502-17 (Water)

01/21/2016 00:00

Analyte	Result	Limit of Detection	Limit of Quantitation	Units	Dilution	Prepared	Analyzed	Method	Qualifiers
---------	--------	--------------------	-----------------------	-------	----------	----------	----------	--------	------------

ECCS

Volatile Organic Compounds by Method 8260 - Purge and Trap

Preparation Batch: A601067

Ethylbenzene	ND	0.54	5.0	ug/L	10	01/26/2016	01/26/2016 18:59	EPA 8260B	
Hexachlorobutadiene	ND	1.3	20	ug/L	10	01/26/2016	01/26/2016 18:59	EPA 8260B	
n-Hexane	ND	2.1	5.0	ug/L	10	01/26/2016	01/26/2016 18:59	EPA 8260B	
2-Hexanone	ND	9.5	200	ug/L	10	01/26/2016	01/26/2016 18:59	EPA 8260B	
Isopropylbenzene	ND	0.81	5.0	ug/L	10	01/26/2016	01/26/2016 18:59	EPA 8260B	
p-Isopropyltoluene	ND	0.85	5.0	ug/L	10	01/26/2016	01/26/2016 18:59	EPA 8260B	
Methylene chloride	ND	1.4	20	ug/L	10	01/26/2016	01/26/2016 18:59	EPA 8260B	
4-Methyl-2-pentanone	ND	7.7	200	ug/L	10	01/26/2016	01/26/2016 18:59	EPA 8260B	
Methyl t-Butyl Ether	ND	1.4	5.0	ug/L	10	01/26/2016	01/26/2016 18:59	EPA 8260B	
Naphthalene	ND	0.88	50	ug/L	10	01/26/2016	01/26/2016 18:59	EPA 8260B	
n-Propyl Benzene	ND	1.0	5.0	ug/L	10	01/26/2016	01/26/2016 18:59	EPA 8260B	
Styrene	ND	0.65	5.0	ug/L	10	01/26/2016	01/26/2016 18:59	EPA 8260B	
1,1,1,2-Tetrachloroethane	ND	1.1	5.0	ug/L	10	01/26/2016	01/26/2016 18:59	EPA 8260B	
1,1,2,2-Tetrachloroethane	ND	0.99	5.0	ug/L	10	01/26/2016	01/26/2016 18:59	EPA 8260B	
Tetrachloroethene	380	0.81	5.0	ug/L	10	01/26/2016	01/26/2016 18:59	EPA 8260B	D
Tetrahydrofuran	ND	12	100	ug/L	10	01/26/2016	01/26/2016 18:59	EPA 8260B	
Toluene	ND	0.53	5.0	ug/L	10	01/26/2016	01/26/2016 18:59	EPA 8260B	
1,2,3-Trichlorobenzene	ND	0.45	20	ug/L	10	01/26/2016	01/26/2016 18:59	EPA 8260B	
1,2,4-Trichlorobenzene	ND	0.77	20	ug/L	10	01/26/2016	01/26/2016 18:59	EPA 8260B	
1,1,1-Trichloroethane	ND	1.0	5.0	ug/L	10	01/26/2016	01/26/2016 18:59	EPA 8260B	
1,1,2-Trichloroethane	ND	1.0	5.0	ug/L	10	01/26/2016	01/26/2016 18:59	EPA 8260B	
Trichloroethene	5.5	0.62	5.0	ug/L	10	01/26/2016	01/26/2016 18:59	EPA 8260B	D
Trichlorofluoromethane	ND	1.3	5.0	ug/L	10	01/26/2016	01/26/2016 18:59	EPA 8260B	
1,2,3-Trichloropropane	ND	1.5	10	ug/L	10	01/26/2016	01/26/2016 18:59	EPA 8260B	
1,1,2-Trichlorotrifluoroethane	ND	1.3	5.0	ug/L	10	01/26/2016	01/26/2016 18:59	EPA 8260B	
1,3,5-Trimethylbenzene	ND	0.75	5.0	ug/L	10	01/26/2016	01/26/2016 18:59	EPA 8260B	
1,2,4-Trimethylbenzene	ND	0.60	5.0	ug/L	10	01/26/2016	01/26/2016 18:59	EPA 8260B	
Vinyl chloride	ND	1.6	5.0	ug/L	10	01/26/2016	01/26/2016 18:59	EPA 8260B	
m,p-Xylene	ND	0.57	10	ug/L	10	01/26/2016	01/26/2016 18:59	EPA 8260B	
o-Xylene	ND	0.58	5.0	ug/L	10	01/26/2016	01/26/2016 18:59	EPA 8260B	
Surrogate: Dibromofluoromethane			101 %	60-140		01/26/2016	01/26/2016 18:59	EPA 8260B	
Surrogate: Toluene-d8			93.3 %	60-140		01/26/2016	01/26/2016 18:59	EPA 8260B	
Surrogate: 4-Bromofluorobenzene			87.7 %	60-140		01/26/2016	01/26/2016 18:59	EPA 8260B	



2525 Advance Road
Madison, WI 53718
608.221.8700 Phone
608.221.4889 Fax

Revised Report

TRC Environmental Corporation, Inc.
708 Heartland Trail, Ste 3000
Madison WI, 53717

Project: Madison Kipp Corp. Quarterly Sampling
Project Number: 243950.000001
Project Manager: Andrew Stehn

DUP-02

Date Sampled

A160502-18 (Water)

01/25/2016 00:00

Analyte	Result	Limit of Detection	Limit of Quantitation	Units	Dilution	Prepared	Analyzed	Method	Qualifiers
---------	--------	--------------------	-----------------------	-------	----------	----------	----------	--------	------------

ECCS

Volatile Organic Compounds by Method 8260 - Purge and Trap

Preparation Batch: A601067

Analyte	Result	Limit of Detection	Limit of Quantitation	Units	Dilution	Prepared	Analyzed	Method	Qualifiers
Acetone	ND	3.4	20	ug/L	1	01/26/2016	01/26/2016 17:53	EPA 8260B	
Benzene	ND	0.089	0.50	ug/L	1	01/26/2016	01/26/2016 17:53	EPA 8260B	
Bromobenzene	ND	0.084	0.50	ug/L	1	01/26/2016	01/26/2016 17:53	EPA 8260B	
Bromochloromethane	ND	0.31	0.50	ug/L	1	01/26/2016	01/26/2016 17:53	EPA 8260B	
Bromodichloromethane	ND	0.077	0.50	ug/L	1	01/26/2016	01/26/2016 17:53	EPA 8260B	
Bromoform	ND	0.088	0.50	ug/L	1	01/26/2016	01/26/2016 17:53	EPA 8260B	
Bromomethane	ND	0.59	5.0	ug/L	1	01/26/2016	01/26/2016 17:53	EPA 8260B	
2-Butanone	ND	3.0	20	ug/L	1	01/26/2016	01/26/2016 17:53	EPA 8260B	
n-Butyl Benzene	ND	0.14	0.50	ug/L	1	01/26/2016	01/26/2016 17:53	EPA 8260B	
sec-Butyl Benzene	ND	0.13	0.50	ug/L	1	01/26/2016	01/26/2016 17:53	EPA 8260B	
tert-Butylbenzene	ND	0.12	0.50	ug/L	1	01/26/2016	01/26/2016 17:53	EPA 8260B	
Carbon disulfide	ND	0.053	0.50	ug/L	1	01/26/2016	01/26/2016 17:53	EPA 8260B	
Carbon tetrachloride	ND	0.038	0.50	ug/L	1	01/26/2016	01/26/2016 17:53	EPA 8260B	
Chlorobenzene	ND	0.073	0.50	ug/L	1	01/26/2016	01/26/2016 17:53	EPA 8260B	
Chloroethane	ND	0.25	5.0	ug/L	1	01/26/2016	01/26/2016 17:53	EPA 8260B	
Chloroform	ND	0.062	0.50	ug/L	1	01/26/2016	01/26/2016 17:53	EPA 8260B	
Chloromethane	ND	0.16	2.0	ug/L	1	01/26/2016	01/26/2016 17:53	EPA 8260B	
2-Chlorotoluene	ND	0.075	0.50	ug/L	1	01/26/2016	01/26/2016 17:53	EPA 8260B	
4-Chlorotoluene	ND	0.073	0.50	ug/L	1	01/26/2016	01/26/2016 17:53	EPA 8260B	
1,2-Dibromo-3-chloropropane	ND	0.25	0.50	ug/L	1	01/26/2016	01/26/2016 17:53	EPA 8260B	
Dibromochloromethane	ND	0.091	0.50	ug/L	1	01/26/2016	01/26/2016 17:53	EPA 8260B	
1,2-Dibromoethane (EDB)	ND	0.13	0.50	ug/L	1	01/26/2016	01/26/2016 17:53	EPA 8260B	
Dibromomethane	ND	0.14	0.50	ug/L	1	01/26/2016	01/26/2016 17:53	EPA 8260B	
1,2-Dichlorobenzene	ND	0.076	0.50	ug/L	1	01/26/2016	01/26/2016 17:53	EPA 8260B	
1,4-Dichlorobenzene	ND	0.070	0.50	ug/L	1	01/26/2016	01/26/2016 17:53	EPA 8260B	
1,3-Dichlorobenzene	ND	0.096	0.50	ug/L	1	01/26/2016	01/26/2016 17:53	EPA 8260B	
Dichlorodifluoromethane	ND	0.11	0.50	ug/L	1	01/26/2016	01/26/2016 17:53	EPA 8260B	
1,1-Dichloroethane	ND	0.12	0.50	ug/L	1	01/26/2016	01/26/2016 17:53	EPA 8260B	
1,2-Dichloroethane	ND	0.078	0.50	ug/L	1	01/26/2016	01/26/2016 17:53	EPA 8260B	
trans-1,2-Dichloroethene	0.11	0.11	0.50	ug/L	1	01/26/2016	01/26/2016 17:53	EPA 8260B	J
cis-1,2-Dichloroethene	2.5	0.11	0.50	ug/L	1	01/26/2016	01/26/2016 17:53	EPA 8260B	
1,1-Dichloroethene	ND	0.14	0.50	ug/L	1	01/26/2016	01/26/2016 17:53	EPA 8260B	
2,2-Dichloropropane	ND	0.14	0.50	ug/L	1	01/26/2016	01/26/2016 17:53	EPA 8260B	
1,2-Dichloropropane	ND	0.10	0.50	ug/L	1	01/26/2016	01/26/2016 17:53	EPA 8260B	
1,3-Dichloropropane	ND	0.11	0.50	ug/L	1	01/26/2016	01/26/2016 17:53	EPA 8260B	
cis-1,3-Dichloropropene	ND	0.061	0.50	ug/L	1	01/26/2016	01/26/2016 17:53	EPA 8260B	
trans-1,3-Dichloropropene	ND	0.096	0.50	ug/L	1	01/26/2016	01/26/2016 17:53	EPA 8260B	
1,1-Dichloropropene	ND	0.11	0.50	ug/L	1	01/26/2016	01/26/2016 17:53	EPA 8260B	
Diisopropyl Ether	ND	0.15	0.50	ug/L	1	01/26/2016	01/26/2016 17:53	EPA 8260B	
Ethylbenzene	ND	0.054	0.50	ug/L	1	01/26/2016	01/26/2016 17:53	EPA 8260B	



2525 Advance Road
Madison, WI 53718
608.221.8700 Phone
608.221.4889 Fax

Revised Report

TRC Environmental Corporation, Inc.
708 Heartland Trail, Ste 3000
Madison WI, 53717

Project: Madison Kipp Corp. Quarterly Sampling
Project Number: 243950.000001
Project Manager: Andrew Stehn

DUP-02

Date Sampled

A160502-18 (Water)

01/25/2016 00:00

Analyte	Result	Limit of Detection	Limit of Quantitation	Units	Dilution	Prepared	Analyzed	Method	Qualifiers
---------	--------	--------------------	-----------------------	-------	----------	----------	----------	--------	------------

ECCS

Volatile Organic Compounds by Method 8260 - Purge and Trap

Preparation Batch: A601067

Analyte	Result	Limit of Detection	Limit of Quantitation	Units	Dilution	Prepared	Analyzed	Method	Qualifiers
Hexachlorobutadiene	ND	0.13	2.0	ug/L	1	01/26/2016	01/26/2016 17:53	EPA 8260B	
n-Hexane	ND	0.21	0.50	ug/L	1	01/26/2016	01/26/2016 17:53	EPA 8260B	
2-Hexanone	ND	0.95	20	ug/L	1	01/26/2016	01/26/2016 17:53	EPA 8260B	
Isopropylbenzene	ND	0.081	0.50	ug/L	1	01/26/2016	01/26/2016 17:53	EPA 8260B	
p-Isopropyltoluene	ND	0.085	0.50	ug/L	1	01/26/2016	01/26/2016 17:53	EPA 8260B	
Methylene chloride	0.19	0.14	2.0	ug/L	1	01/26/2016	01/26/2016 17:53	EPA 8260B	J
4-Methyl-2-pentanone	ND	0.77	20	ug/L	1	01/26/2016	01/26/2016 17:53	EPA 8260B	
Methyl t-Butyl Ether	ND	0.14	0.50	ug/L	1	01/26/2016	01/26/2016 17:53	EPA 8260B	
Naphthalene	ND	0.088	5.0	ug/L	1	01/26/2016	01/26/2016 17:53	EPA 8260B	
n-Propyl Benzene	ND	0.10	0.50	ug/L	1	01/26/2016	01/26/2016 17:53	EPA 8260B	
Styrene	ND	0.065	0.50	ug/L	1	01/26/2016	01/26/2016 17:53	EPA 8260B	
1,1,1,2-Tetrachloroethane	ND	0.11	0.50	ug/L	1	01/26/2016	01/26/2016 17:53	EPA 8260B	
1,1,2,2-Tetrachloroethane	ND	0.099	0.50	ug/L	1	01/26/2016	01/26/2016 17:53	EPA 8260B	
Tetrachloroethene	13	0.081	0.50	ug/L	1	01/26/2016	01/26/2016 17:53	EPA 8260B	
Tetrahydrofuran	ND	1.2	10	ug/L	1	01/26/2016	01/26/2016 17:53	EPA 8260B	
Toluene	ND	0.053	0.50	ug/L	1	01/26/2016	01/26/2016 17:53	EPA 8260B	
1,2,3-Trichlorobenzene	ND	0.045	2.0	ug/L	1	01/26/2016	01/26/2016 17:53	EPA 8260B	
1,2,4-Trichlorobenzene	ND	0.077	2.0	ug/L	1	01/26/2016	01/26/2016 17:53	EPA 8260B	
1,1,1-Trichloroethane	ND	0.10	0.50	ug/L	1	01/26/2016	01/26/2016 17:53	EPA 8260B	
1,1,2-Trichloroethane	ND	0.10	0.50	ug/L	1	01/26/2016	01/26/2016 17:53	EPA 8260B	
Trichloroethene	2.5	0.062	0.50	ug/L	1	01/26/2016	01/26/2016 17:53	EPA 8260B	
Trichlorofluoromethane	ND	0.13	0.50	ug/L	1	01/26/2016	01/26/2016 17:53	EPA 8260B	
1,2,3-Trichloropropane	ND	0.15	1.0	ug/L	1	01/26/2016	01/26/2016 17:53	EPA 8260B	
1,1,2-Trichlorotrifluoroethane	ND	0.13	0.50	ug/L	1	01/26/2016	01/26/2016 17:53	EPA 8260B	
1,3,5-Trimethylbenzene	ND	0.075	0.50	ug/L	1	01/26/2016	01/26/2016 17:53	EPA 8260B	
1,2,4-Trimethylbenzene	ND	0.060	0.50	ug/L	1	01/26/2016	01/26/2016 17:53	EPA 8260B	
Vinyl chloride	ND	0.16	0.50	ug/L	1	01/26/2016	01/26/2016 17:53	EPA 8260B	
m,p-Xylene	ND	0.057	1.0	ug/L	1	01/26/2016	01/26/2016 17:53	EPA 8260B	
o-Xylene	ND	0.058	0.50	ug/L	1	01/26/2016	01/26/2016 17:53	EPA 8260B	
Surrogate: Dibromofluoromethane			94.8 %	60-140		01/26/2016	01/26/2016 17:53	EPA 8260B	
Surrogate: Toluene-d8			95.6 %	60-140		01/26/2016	01/26/2016 17:53	EPA 8260B	
Surrogate: 4-Bromofluorobenzene			94.5 %	60-140		01/26/2016	01/26/2016 17:53	EPA 8260B	



2525 Advance Road
Madison, WI 53718
608.221.8700 Phone
608.221.4889 Fax

Revised Report

TRC Environmental Corporation, Inc. 708 Heartland Trail, Ste 3000 Madison WI, 53717	Project: Madison Kipp Corp. Quarterly Sampling Project Number: 243950.000001 Project Manager: Andrew Stehn
---	--

FB-01
A160502-19 (Water)

Date Sampled
01/22/2016 16:55

Analyte	Result	Limit of Detection	Limit of Quantitation	Units	Dilution	Prepared	Analyzed	Method	Qualifiers
---------	--------	--------------------	-----------------------	-------	----------	----------	----------	--------	------------

ECCS

Volatile Organic Compounds by Method 8260 - Purge and Trap

Preparation Batch: A601067

Analyte	Result	Limit of Detection	Limit of Quantitation	Units	Dilution	Prepared	Analyzed	Method	Qualifiers
Acetone	ND	3.4	20	ug/L	1	01/26/2016	01/26/2016 18:20	EPA 8260B	
Benzene	ND	0.089	0.50	ug/L	1	01/26/2016	01/26/2016 18:20	EPA 8260B	
Bromobenzene	ND	0.084	0.50	ug/L	1	01/26/2016	01/26/2016 18:20	EPA 8260B	
Bromochloromethane	ND	0.31	0.50	ug/L	1	01/26/2016	01/26/2016 18:20	EPA 8260B	
Bromodichloromethane	ND	0.077	0.50	ug/L	1	01/26/2016	01/26/2016 18:20	EPA 8260B	
Bromoform	ND	0.088	0.50	ug/L	1	01/26/2016	01/26/2016 18:20	EPA 8260B	
Bromomethane	ND	0.59	5.0	ug/L	1	01/26/2016	01/26/2016 18:20	EPA 8260B	
2-Butanone	ND	3.0	20	ug/L	1	01/26/2016	01/26/2016 18:20	EPA 8260B	
n-Butyl Benzene	ND	0.14	0.50	ug/L	1	01/26/2016	01/26/2016 18:20	EPA 8260B	
sec-Butyl Benzene	ND	0.13	0.50	ug/L	1	01/26/2016	01/26/2016 18:20	EPA 8260B	
tert-Butylbenzene	ND	0.12	0.50	ug/L	1	01/26/2016	01/26/2016 18:20	EPA 8260B	
Carbon disulfide	ND	0.053	0.50	ug/L	1	01/26/2016	01/26/2016 18:20	EPA 8260B	
Carbon tetrachloride	ND	0.038	0.50	ug/L	1	01/26/2016	01/26/2016 18:20	EPA 8260B	
Chlorobenzene	ND	0.073	0.50	ug/L	1	01/26/2016	01/26/2016 18:20	EPA 8260B	
Chloroethane	ND	0.25	5.0	ug/L	1	01/26/2016	01/26/2016 18:20	EPA 8260B	
Chloroform	ND	0.062	0.50	ug/L	1	01/26/2016	01/26/2016 18:20	EPA 8260B	
Chloromethane	ND	0.16	2.0	ug/L	1	01/26/2016	01/26/2016 18:20	EPA 8260B	
2-Chlorotoluene	ND	0.075	0.50	ug/L	1	01/26/2016	01/26/2016 18:20	EPA 8260B	
4-Chlorotoluene	ND	0.073	0.50	ug/L	1	01/26/2016	01/26/2016 18:20	EPA 8260B	
1,2-Dibromo-3-chloropropane	ND	0.25	0.50	ug/L	1	01/26/2016	01/26/2016 18:20	EPA 8260B	
Dibromochloromethane	ND	0.091	0.50	ug/L	1	01/26/2016	01/26/2016 18:20	EPA 8260B	
1,2-Dibromoethane (EDB)	ND	0.13	0.50	ug/L	1	01/26/2016	01/26/2016 18:20	EPA 8260B	
Dibromomethane	ND	0.14	0.50	ug/L	1	01/26/2016	01/26/2016 18:20	EPA 8260B	
1,2-Dichlorobenzene	ND	0.076	0.50	ug/L	1	01/26/2016	01/26/2016 18:20	EPA 8260B	
1,4-Dichlorobenzene	ND	0.070	0.50	ug/L	1	01/26/2016	01/26/2016 18:20	EPA 8260B	
1,3-Dichlorobenzene	ND	0.096	0.50	ug/L	1	01/26/2016	01/26/2016 18:20	EPA 8260B	
Dichlorodifluoromethane	0.16	0.11	0.50	ug/L	1	01/26/2016	01/26/2016 18:20	EPA 8260B	J
1,1-Dichloroethane	ND	0.12	0.50	ug/L	1	01/26/2016	01/26/2016 18:20	EPA 8260B	
1,2-Dichloroethane	ND	0.078	0.50	ug/L	1	01/26/2016	01/26/2016 18:20	EPA 8260B	
trans-1,2-Dichloroethene	ND	0.11	0.50	ug/L	1	01/26/2016	01/26/2016 18:20	EPA 8260B	
cis-1,2-Dichloroethene	ND	0.11	0.50	ug/L	1	01/26/2016	01/26/2016 18:20	EPA 8260B	
1,1-Dichloroethene	ND	0.14	0.50	ug/L	1	01/26/2016	01/26/2016 18:20	EPA 8260B	
2,2-Dichloropropane	ND	0.14	0.50	ug/L	1	01/26/2016	01/26/2016 18:20	EPA 8260B	
1,2-Dichloropropane	ND	0.10	0.50	ug/L	1	01/26/2016	01/26/2016 18:20	EPA 8260B	
1,3-Dichloropropane	ND	0.11	0.50	ug/L	1	01/26/2016	01/26/2016 18:20	EPA 8260B	
cis-1,3-Dichloropropene	ND	0.061	0.50	ug/L	1	01/26/2016	01/26/2016 18:20	EPA 8260B	
trans-1,3-Dichloropropene	ND	0.096	0.50	ug/L	1	01/26/2016	01/26/2016 18:20	EPA 8260B	
1,1-Dichloropropene	ND	0.11	0.50	ug/L	1	01/26/2016	01/26/2016 18:20	EPA 8260B	
Diisopropyl Ether	ND	0.15	0.50	ug/L	1	01/26/2016	01/26/2016 18:20	EPA 8260B	



2525 Advance Road
 Madison, WI 53718
 608.221.8700 Phone
 608.221.4889 Fax

Revised Report

TRC Environmental Corporation, Inc.
 708 Heartland Trail, Ste 3000
 Madison WI, 53717

Project: Madison Kipp Corp. Quarterly Sampling
 Project Number: 243950.000001
 Project Manager: Andrew Stehn

FB-01

A160502-19 (Water)

Date Sampled
 01/22/2016 16:55

Analyte	Result	Limit of Detection	Limit of Quantitation	Units	Dilution	Prepared	Analyzed	Method	Qualifiers
---------	--------	--------------------	-----------------------	-------	----------	----------	----------	--------	------------

ECCS

Volatile Organic Compounds by Method 8260 - Purge and Trap

Preparation Batch: A601067

Ethylbenzene	ND	0.054	0.50	ug/L	1	01/26/2016	01/26/2016 18:20	EPA 8260B	
Hexachlorobutadiene	ND	0.13	2.0	ug/L	1	01/26/2016	01/26/2016 18:20	EPA 8260B	
n-Hexane	ND	0.21	0.50	ug/L	1	01/26/2016	01/26/2016 18:20	EPA 8260B	
2-Hexanone	ND	0.95	20	ug/L	1	01/26/2016	01/26/2016 18:20	EPA 8260B	
Isopropylbenzene	ND	0.081	0.50	ug/L	1	01/26/2016	01/26/2016 18:20	EPA 8260B	
p-Isopropyltoluene	ND	0.085	0.50	ug/L	1	01/26/2016	01/26/2016 18:20	EPA 8260B	
Methylene chloride	ND	0.14	2.0	ug/L	1	01/26/2016	01/26/2016 18:20	EPA 8260B	
4-Methyl-2-pentanone	ND	0.77	20	ug/L	1	01/26/2016	01/26/2016 18:20	EPA 8260B	
Methyl t-Butyl Ether	ND	0.14	0.50	ug/L	1	01/26/2016	01/26/2016 18:20	EPA 8260B	
Naphthalene	ND	0.088	5.0	ug/L	1	01/26/2016	01/26/2016 18:20	EPA 8260B	
n-Propyl Benzene	ND	0.10	0.50	ug/L	1	01/26/2016	01/26/2016 18:20	EPA 8260B	
Styrene	ND	0.065	0.50	ug/L	1	01/26/2016	01/26/2016 18:20	EPA 8260B	
1,1,1,2-Tetrachloroethane	ND	0.11	0.50	ug/L	1	01/26/2016	01/26/2016 18:20	EPA 8260B	
1,1,2,2-Tetrachloroethane	ND	0.099	0.50	ug/L	1	01/26/2016	01/26/2016 18:20	EPA 8260B	
Tetrachloroethene	0.17	0.081	0.50	ug/L	1	01/26/2016	01/26/2016 18:20	EPA 8260B	J
Tetrahydrofuran	ND	1.2	10	ug/L	1	01/26/2016	01/26/2016 18:20	EPA 8260B	
Toluene	0.14	0.053	0.50	ug/L	1	01/26/2016	01/26/2016 18:20	EPA 8260B	J
1,2,3-Trichlorobenzene	ND	0.045	2.0	ug/L	1	01/26/2016	01/26/2016 18:20	EPA 8260B	
1,2,4-Trichlorobenzene	ND	0.077	2.0	ug/L	1	01/26/2016	01/26/2016 18:20	EPA 8260B	
1,1,1-Trichloroethane	ND	0.10	0.50	ug/L	1	01/26/2016	01/26/2016 18:20	EPA 8260B	
1,1,2-Trichloroethane	ND	0.10	0.50	ug/L	1	01/26/2016	01/26/2016 18:20	EPA 8260B	
Trichloroethene	ND	0.062	0.50	ug/L	1	01/26/2016	01/26/2016 18:20	EPA 8260B	
Trichlorofluoromethane	ND	0.13	0.50	ug/L	1	01/26/2016	01/26/2016 18:20	EPA 8260B	
1,2,3-Trichloropropane	ND	0.15	1.0	ug/L	1	01/26/2016	01/26/2016 18:20	EPA 8260B	
1,1,2-Trichlorotrifluoroethane	ND	0.13	0.50	ug/L	1	01/26/2016	01/26/2016 18:20	EPA 8260B	
1,3,5-Trimethylbenzene	ND	0.075	0.50	ug/L	1	01/26/2016	01/26/2016 18:20	EPA 8260B	
1,2,4-Trimethylbenzene	ND	0.060	0.50	ug/L	1	01/26/2016	01/26/2016 18:20	EPA 8260B	
Vinyl chloride	ND	0.16	0.50	ug/L	1	01/26/2016	01/26/2016 18:20	EPA 8260B	
m,p-Xylene	ND	0.057	1.0	ug/L	1	01/26/2016	01/26/2016 18:20	EPA 8260B	
o-Xylene	ND	0.058	0.50	ug/L	1	01/26/2016	01/26/2016 18:20	EPA 8260B	
Surrogate: Dibromofluoromethane			100 %	60-140		01/26/2016	01/26/2016 18:20	EPA 8260B	
Surrogate: Toluene-d8			95.2 %	60-140		01/26/2016	01/26/2016 18:20	EPA 8260B	
Surrogate: 4-Bromofluorobenzene			94.0 %	60-140		01/26/2016	01/26/2016 18:20	EPA 8260B	



2525 Advance Road
Madison, WI 53718
608.221.8700 Phone
608.221.4889 Fax

Revised Report

TRC Environmental Corporation, Inc.
708 Heartland Trail, Ste 3000
Madison WI, 53717

Project: Madison Kipp Corp. Quarterly Sampling
Project Number: 243950.000001
Project Manager: Andrew Stehn

TRIP BLANK

A160502-20 (Water)

Date Sampled
01/25/2016 00:00

Analyte	Result	Limit of Detection	Limit of Quantitation	Units	Dilution	Prepared	Analyzed	Method	Qualifiers
---------	--------	--------------------	-----------------------	-------	----------	----------	----------	--------	------------

ECCS

Volatile Organic Compounds by Method 8260 - Purge and Trap

Preparation Batch: A601067

Acetone	ND	3.4	20	ug/L	1	01/26/2016	01/26/2016 14:39	EPA 8260B	
Benzene	ND	0.089	0.50	ug/L	1	01/26/2016	01/26/2016 14:39	EPA 8260B	
Bromobenzene	ND	0.084	0.50	ug/L	1	01/26/2016	01/26/2016 14:39	EPA 8260B	
Bromochloromethane	ND	0.31	0.50	ug/L	1	01/26/2016	01/26/2016 14:39	EPA 8260B	
Bromodichloromethane	ND	0.077	0.50	ug/L	1	01/26/2016	01/26/2016 14:39	EPA 8260B	
Bromoform	ND	0.088	0.50	ug/L	1	01/26/2016	01/26/2016 14:39	EPA 8260B	
Bromomethane	ND	0.59	5.0	ug/L	1	01/26/2016	01/26/2016 14:39	EPA 8260B	
2-Butanone	ND	3.0	20	ug/L	1	01/26/2016	01/26/2016 14:39	EPA 8260B	
n-Butyl Benzene	ND	0.14	0.50	ug/L	1	01/26/2016	01/26/2016 14:39	EPA 8260B	
sec-Butyl Benzene	ND	0.13	0.50	ug/L	1	01/26/2016	01/26/2016 14:39	EPA 8260B	
tert-Butylbenzene	ND	0.12	0.50	ug/L	1	01/26/2016	01/26/2016 14:39	EPA 8260B	
Carbon disulfide	0.060	0.053	0.50	ug/L	1	01/26/2016	01/26/2016 14:39	EPA 8260B	J
Carbon tetrachloride	ND	0.038	0.50	ug/L	1	01/26/2016	01/26/2016 14:39	EPA 8260B	
Chlorobenzene	ND	0.073	0.50	ug/L	1	01/26/2016	01/26/2016 14:39	EPA 8260B	
Chloroethane	ND	0.25	5.0	ug/L	1	01/26/2016	01/26/2016 14:39	EPA 8260B	
Chloroform	ND	0.062	0.50	ug/L	1	01/26/2016	01/26/2016 14:39	EPA 8260B	
Chloromethane	ND	0.16	2.0	ug/L	1	01/26/2016	01/26/2016 14:39	EPA 8260B	
2-Chlorotoluene	ND	0.075	0.50	ug/L	1	01/26/2016	01/26/2016 14:39	EPA 8260B	
4-Chlorotoluene	ND	0.073	0.50	ug/L	1	01/26/2016	01/26/2016 14:39	EPA 8260B	
1,2-Dibromo-3-chloropropane	ND	0.25	0.50	ug/L	1	01/26/2016	01/26/2016 14:39	EPA 8260B	
Dibromochloromethane	ND	0.091	0.50	ug/L	1	01/26/2016	01/26/2016 14:39	EPA 8260B	
1,2-Dibromoethane (EDB)	ND	0.13	0.50	ug/L	1	01/26/2016	01/26/2016 14:39	EPA 8260B	
Dibromomethane	ND	0.14	0.50	ug/L	1	01/26/2016	01/26/2016 14:39	EPA 8260B	
1,2-Dichlorobenzene	ND	0.076	0.50	ug/L	1	01/26/2016	01/26/2016 14:39	EPA 8260B	
1,4-Dichlorobenzene	ND	0.070	0.50	ug/L	1	01/26/2016	01/26/2016 14:39	EPA 8260B	
1,3-Dichlorobenzene	ND	0.096	0.50	ug/L	1	01/26/2016	01/26/2016 14:39	EPA 8260B	
Dichlorodifluoromethane	ND	0.11	0.50	ug/L	1	01/26/2016	01/26/2016 14:39	EPA 8260B	
1,1-Dichloroethane	ND	0.12	0.50	ug/L	1	01/26/2016	01/26/2016 14:39	EPA 8260B	
1,2-Dichloroethane	ND	0.078	0.50	ug/L	1	01/26/2016	01/26/2016 14:39	EPA 8260B	
trans-1,2-Dichloroethene	ND	0.11	0.50	ug/L	1	01/26/2016	01/26/2016 14:39	EPA 8260B	
cis-1,2-Dichloroethene	ND	0.11	0.50	ug/L	1	01/26/2016	01/26/2016 14:39	EPA 8260B	
1,1-Dichloroethene	ND	0.14	0.50	ug/L	1	01/26/2016	01/26/2016 14:39	EPA 8260B	
2,2-Dichloropropane	ND	0.14	0.50	ug/L	1	01/26/2016	01/26/2016 14:39	EPA 8260B	
1,2-Dichloropropane	ND	0.10	0.50	ug/L	1	01/26/2016	01/26/2016 14:39	EPA 8260B	
1,3-Dichloropropane	ND	0.11	0.50	ug/L	1	01/26/2016	01/26/2016 14:39	EPA 8260B	
cis-1,3-Dichloropropene	ND	0.061	0.50	ug/L	1	01/26/2016	01/26/2016 14:39	EPA 8260B	
trans-1,3-Dichloropropene	ND	0.096	0.50	ug/L	1	01/26/2016	01/26/2016 14:39	EPA 8260B	
1,1-Dichloropropene	ND	0.11	0.50	ug/L	1	01/26/2016	01/26/2016 14:39	EPA 8260B	
Diisopropyl Ether	ND	0.15	0.50	ug/L	1	01/26/2016	01/26/2016 14:39	EPA 8260B	

Revised Report

TRC Environmental Corporation, Inc.
708 Heartland Trail, Ste 3000
Madison WI, 53717

Project: Madison Kipp Corp. Quarterly Sampling
Project Number: 243950.000001
Project Manager: Andrew Stehn

TRIP BLANK
A160502-20 (Water)

Date Sampled
01/25/2016 00:00

Analyte	Result	Limit of Detection	Limit of Quantitation	Units	Dilution	Prepared	Analyzed	Method	Qualifiers
---------	--------	--------------------	-----------------------	-------	----------	----------	----------	--------	------------

ECCS

Volatile Organic Compounds by Method 8260 - Purge and Trap

Preparation Batch: A601067

Analyte	Result	Limit of Detection	Limit of Quantitation	Units	Dilution	Prepared	Analyzed	Method	Qualifiers
Ethylbenzene	ND	0.054	0.50	ug/L	1	01/26/2016	01/26/2016 14:39	EPA 8260B	
Hexachlorobutadiene	ND	0.13	2.0	ug/L	1	01/26/2016	01/26/2016 14:39	EPA 8260B	
n-Hexane	ND	0.21	0.50	ug/L	1	01/26/2016	01/26/2016 14:39	EPA 8260B	
2-Hexanone	ND	0.95	20	ug/L	1	01/26/2016	01/26/2016 14:39	EPA 8260B	
Isopropylbenzene	ND	0.081	0.50	ug/L	1	01/26/2016	01/26/2016 14:39	EPA 8260B	
p-Isopropyltoluene	ND	0.085	0.50	ug/L	1	01/26/2016	01/26/2016 14:39	EPA 8260B	
Methylene chloride	0.29	0.14	2.0	ug/L	1	01/26/2016	01/26/2016 14:39	EPA 8260B	J
4-Methyl-2-pentanone	ND	0.77	20	ug/L	1	01/26/2016	01/26/2016 14:39	EPA 8260B	
Methyl t-Butyl Ether	ND	0.14	0.50	ug/L	1	01/26/2016	01/26/2016 14:39	EPA 8260B	
Naphthalene	ND	0.088	5.0	ug/L	1	01/26/2016	01/26/2016 14:39	EPA 8260B	
n-Propyl Benzene	ND	0.10	0.50	ug/L	1	01/26/2016	01/26/2016 14:39	EPA 8260B	
Styrene	ND	0.065	0.50	ug/L	1	01/26/2016	01/26/2016 14:39	EPA 8260B	
1,1,1,2-Tetrachloroethane	ND	0.11	0.50	ug/L	1	01/26/2016	01/26/2016 14:39	EPA 8260B	
1,1,2,2-Tetrachloroethane	ND	0.099	0.50	ug/L	1	01/26/2016	01/26/2016 14:39	EPA 8260B	
Tetrachloroethene	ND	0.081	0.50	ug/L	1	01/26/2016	01/26/2016 14:39	EPA 8260B	
Tetrahydrofuran	ND	1.2	10	ug/L	1	01/26/2016	01/26/2016 14:39	EPA 8260B	
Toluene	ND	0.053	0.50	ug/L	1	01/26/2016	01/26/2016 14:39	EPA 8260B	
1,2,3-Trichlorobenzene	0.050	0.045	2.0	ug/L	1	01/26/2016	01/26/2016 14:39	EPA 8260B	J
1,2,4-Trichlorobenzene	ND	0.077	2.0	ug/L	1	01/26/2016	01/26/2016 14:39	EPA 8260B	
1,1,1-Trichloroethane	ND	0.10	0.50	ug/L	1	01/26/2016	01/26/2016 14:39	EPA 8260B	
1,1,2-Trichloroethane	ND	0.10	0.50	ug/L	1	01/26/2016	01/26/2016 14:39	EPA 8260B	
Trichloroethene	ND	0.062	0.50	ug/L	1	01/26/2016	01/26/2016 14:39	EPA 8260B	
Trichlorofluoromethane	ND	0.13	0.50	ug/L	1	01/26/2016	01/26/2016 14:39	EPA 8260B	
1,2,3-Trichloropropane	ND	0.15	1.0	ug/L	1	01/26/2016	01/26/2016 14:39	EPA 8260B	
1,1,2-Trichlorotrifluoroethane	ND	0.13	0.50	ug/L	1	01/26/2016	01/26/2016 14:39	EPA 8260B	
1,3,5-Trimethylbenzene	ND	0.075	0.50	ug/L	1	01/26/2016	01/26/2016 14:39	EPA 8260B	
1,2,4-Trimethylbenzene	ND	0.060	0.50	ug/L	1	01/26/2016	01/26/2016 14:39	EPA 8260B	
Vinyl chloride	ND	0.16	0.50	ug/L	1	01/26/2016	01/26/2016 14:39	EPA 8260B	
m,p-Xylene	ND	0.057	1.0	ug/L	1	01/26/2016	01/26/2016 14:39	EPA 8260B	
o-Xylene	ND	0.058	0.50	ug/L	1	01/26/2016	01/26/2016 14:39	EPA 8260B	

Surrogate: Dibromofluoromethane	99.3 %	60-140	01/26/2016	01/26/2016 14:39	EPA 8260B
Surrogate: Toluene-d8	94.0 %	60-140	01/26/2016	01/26/2016 14:39	EPA 8260B
Surrogate: 4-Bromofluorobenzene	88.5 %	60-140	01/26/2016	01/26/2016 14:39	EPA 8260B



2525 Advance Road
 Madison, WI 53718
 608.221.8700 Phone
 608.221.4889 Fax

Revised Report

TRC Environmental Corporation, Inc.
 708 Heartland Trail, Ste 3000
 Madison WI, 53717

Project: Madison Kipp Corp. Quarterly Sampling
 Project Number: 243950.000001
 Project Manager: Andrew Stehn

Volatile Organic Compounds by Method 8260 - Purge and Trap - Quality Control

ECCS

Analyte	Result	Limit of Quantitation	Units	Spike Level	Source Result	%REC	%REC Limits	RPD	RPD Limit	Notes
---------	--------	-----------------------	-------	-------------	---------------	------	-------------	-----	-----------	-------

Batch A601067 - EPA 5030B

Blank (A601067-BLK1)

Prepared: 01/26/2016 Analyzed: 01/26/2016 13:55

Acetone	ND	20	ug/L							
Benzene	ND	0.50	ug/L							
Bromobenzene	ND	0.50	ug/L							
Bromochloromethane	ND	0.50	ug/L							
Bromodichloromethane	ND	0.50	ug/L							
Bromoform	ND	0.50	ug/L							
Bromomethane	ND	5.0	ug/L							
2-Butanone	ND	20	ug/L							
n-Butyl Benzene	ND	0.50	ug/L							
sec-Butyl Benzene	ND	0.50	ug/L							
tert-Butylbenzene	ND	0.50	ug/L							
Carbon disulfide	ND	0.50	ug/L							
Carbon tetrachloride	ND	0.50	ug/L							
Chlorobenzene	ND	0.50	ug/L							
Chloroethane	ND	5.0	ug/L							
Chloroform	ND	0.50	ug/L							
Chloromethane	ND	2.0	ug/L							
2-Chlorotoluene	ND	0.50	ug/L							
4-Chlorotoluene	ND	0.50	ug/L							
1,2-Dibromo-3-chloropropane	ND	0.50	ug/L							
Dibromochloromethane	ND	0.50	ug/L							
1,2-Dibromoethane (EDB)	ND	0.50	ug/L							
Dibromomethane	ND	0.50	ug/L							
1,2-Dichlorobenzene	ND	0.50	ug/L							
1,4-Dichlorobenzene	ND	0.50	ug/L							
1,3-Dichlorobenzene	ND	0.50	ug/L							
Dichlorodifluoromethane	ND	0.50	ug/L							
1,1-Dichloroethane	ND	0.50	ug/L							
1,2-Dichloroethane	ND	0.50	ug/L							
trans-1,2-Dichloroethene	ND	0.50	ug/L							
cis-1,2-Dichloroethene	ND	0.50	ug/L							
1,1-Dichloroethene	ND	0.50	ug/L							
2,2-Dichloropropane	ND	0.50	ug/L							
1,2-Dichloropropane	ND	0.50	ug/L							
1,3-Dichloropropane	ND	0.50	ug/L							
cis-1,3-Dichloropropene	ND	0.50	ug/L							
trans-1,3-Dichloropropene	ND	0.50	ug/L							
1,1-Dichloropropene	ND	0.50	ug/L							
Diisopropyl Ether	ND	0.50	ug/L							
Ethylbenzene	ND	0.50	ug/L							
Hexachlorobutadiene	ND	2.0	ug/L							
n-Hexane	ND	0.50	ug/L							
2-Hexanone	ND	20	ug/L							
Isopropylbenzene	ND	0.50	ug/L							



2525 Advance Road
 Madison, WI 53718
 608.221.8700 Phone
 608.221.4889 Fax

Revised Report

TRC Environmental Corporation, Inc.
 708 Heartland Trail, Ste 3000
 Madison WI, 53717

Project: Madison Kipp Corp. Quarterly Sampling
 Project Number: 243950.000001
 Project Manager: Andrew Stehn

Volatile Organic Compounds by Method 8260 - Purge and Trap - Quality Control

ECCS

Analyte	Result	Limit of Quantitation	Units	Spike Level	Source Result	%REC	%REC Limits	RPD	RPD Limit	Notes
---------	--------	-----------------------	-------	-------------	---------------	------	-------------	-----	-----------	-------

Batch A601067 - EPA 5030B

Blank (A601067-BLK1)

Prepared: 01/26/2016 Analyzed: 01/26/2016 13:55

p-Isopropyltoluene	ND	0.50	ug/L							
Methylene chloride	ND	2.0	ug/L							
4-Methyl-2-pentanone	ND	20	ug/L							
Methyl t-Butyl Ether	ND	0.50	ug/L							
Naphthalene	ND	5.0	ug/L							
n-Propyl Benzene	ND	0.50	ug/L							
Styrene	ND	0.50	ug/L							
1,1,1,2-Tetrachloroethane	ND	0.50	ug/L							
1,1,2,2-Tetrachloroethane	ND	0.50	ug/L							
Tetrachloroethene	ND	0.50	ug/L							
Tetrahydrofuran	ND	10	ug/L							
Toluene	ND	0.50	ug/L							
1,2,3-Trichlorobenzene	ND	2.0	ug/L							
1,2,4-Trichlorobenzene	ND	2.0	ug/L							
1,1,1-Trichloroethane	ND	0.50	ug/L							
1,1,2-Trichloroethane	ND	0.50	ug/L							
Trichloroethene	ND	0.50	ug/L							
Trichlorofluoromethane	ND	0.50	ug/L							
1,2,3-Trichloropropane	ND	1.0	ug/L							
1,1,2-Trichlorotrifluoroethane	ND	0.50	ug/L							
1,3,5-Trimethylbenzene	ND	0.50	ug/L							
1,2,4-Trimethylbenzene	ND	0.50	ug/L							
Vinyl chloride	ND	0.50	ug/L							
m,p-Xylene	ND	1.0	ug/L							
o-Xylene	ND	0.50	ug/L							
<i>Surrogate: Dibromofluoromethane</i>	<i>9.98</i>		<i>ug/L</i>	<i>10.00</i>		<i>99.8</i>	<i>60-140</i>			
<i>Surrogate: Toluene-d8</i>	<i>9.25</i>		<i>ug/L</i>	<i>10.00</i>		<i>92.5</i>	<i>60-140</i>			
<i>Surrogate: 4-Bromofluorobenzene</i>	<i>9.05</i>		<i>ug/L</i>	<i>10.00</i>		<i>90.5</i>	<i>60-140</i>			

LCS (A601067-BS1)

Prepared: 01/26/2016 Analyzed: 01/26/2016 12:29

Acetone	54.1		ug/L	50.00		108	37.9-167			
Benzene	5.13		ug/L	5.000		103	78.5-123			
Bromobenzene	5.19		ug/L	5.000		104	84.4-116			
Bromochloromethane	5.11		ug/L	5.000		102	81-126			
Bromodichloromethane	4.96		ug/L	5.000		99.2	73.7-134			
Bromoform	5.08		ug/L	5.000		102	60.5-138			
Bromomethane	4.93		ug/L	5.000		98.6	30.9-196			
2-Butanone	56.8		ug/L	50.00		114	59.2-137			
n-Butyl Benzene	5.33		ug/L	5.000		107	79.2-126			
sec-Butyl Benzene	5.34		ug/L	5.000		107	83.1-121			
tert-Butylbenzene	5.28		ug/L	5.000		106	80.4-122			
Carbon disulfide	5.15		ug/L	5.000		103	55.2-145			
Carbon tetrachloride	4.76		ug/L	5.000		95.2	55.9-147			
Chlorobenzene	4.94		ug/L	5.000		98.8	90.4-114			



2525 Advance Road
Madison, WI 53718
608.221.8700 Phone
608.221.4889 Fax

Revised Report

TRC Environmental Corporation, Inc.
708 Heartland Trail, Ste 3000
Madison WI, 53717

Project: Madison Kipp Corp. Quarterly Sampling
Project Number: 243950.000001
Project Manager: Andrew Stehn

Volatile Organic Compounds by Method 8260 - Purge and Trap - Quality Control
ECCS

Analyte	Result	Limit of Quantitation	Units	Spike Level	Source Result	%REC	%REC Limits	RPD	RPD Limit	Notes
---------	--------	-----------------------	-------	-------------	---------------	------	-------------	-----	-----------	-------

Batch A601067 - EPA 5030B

LCS (A601067-BS1)

Prepared: 01/26/2016 Analyzed: 01/26/2016 12:29

Chloroethane	5.12		ug/L	5.000		102	35.4-176			
Chloroform	5.06		ug/L	5.000		101	73.5-136			
Chloromethane	4.99		ug/L	5.000		99.8	40.6-154			
2-Chlorotoluene	5.30		ug/L	5.000		106	82.4-123			
4-Chlorotoluene	5.35		ug/L	5.000		107	83.8-121			
1,2-Dibromo-3-chloropropane	5.30		ug/L	5.000		106	58.1-129			
Dibromochloromethane	5.19		ug/L	5.000		104	72-132			
1,2-Dibromoethane (EDB)	5.08		ug/L	5.000		102	75.6-126			
Dibromomethane	5.03		ug/L	5.000		101	75.5-131			
1,2-Dichlorobenzene	5.09		ug/L	5.000		102	88.5-116			
1,4-Dichlorobenzene	5.13		ug/L	5.000		103	86.7-116			
1,3-Dichlorobenzene	5.11		ug/L	5.000		102	89-116			
Dichlorodifluoromethane	5.19		ug/L	5.000		104	28.4-185			
1,1-Dichloroethane	5.16		ug/L	5.000		103	74-137			
1,2-Dichloroethane	5.13		ug/L	5.000		103	66.7-147			
trans-1,2-Dichloroethene	5.02		ug/L	5.000		100	81.4-124			
cis-1,2-Dichloroethene	5.21		ug/L	5.000		104	84.6-122			
1,1-Dichloroethene	5.18		ug/L	5.000		104	53.4-153			
2,2-Dichloropropane	5.52		ug/L	5.000		110	67.9-135			
1,2-Dichloropropane	5.05		ug/L	5.000		101	83.7-117			
1,3-Dichloropropane	5.07		ug/L	5.000		101	80.4-121			
cis-1,3-Dichloropropene	5.13		ug/L	5.000		103	78.3-119			
trans-1,3-Dichloropropene	5.25		ug/L	5.000		105	74.5-123			
1,1-Dichloropropene	5.28		ug/L	5.000		106	75.9-130			
Diisopropyl Ether	5.17		ug/L	5.000		103	73-126			
Ethylbenzene	5.05		ug/L	5.000		101	86.8-118			
Hexachlorobutadiene	5.06		ug/L	5.000		101	82.5-127			
n-Hexane	5.12		ug/L	5.000		102	53.6-148			
2-Hexanone	55.0		ug/L	50.00		110	59.4-135			
Isopropylbenzene	5.12		ug/L	5.000		102	86.1-120			
p-Isopropyltoluene	5.26		ug/L	5.000		105	81.9-122			
Methylene chloride	5.16		ug/L	5.000		103	73.2-131			
4-Methyl-2-pentanone	53.3		ug/L	50.00		107	58.7-142			
Methyl t-Butyl Ether	5.53		ug/L	5.000		111	66.1-131			
Naphthalene	5.39		ug/L	5.000		108	57.7-131			
n-Propyl Benzene	5.33		ug/L	5.000		107	82.9-122			
Styrene	5.15		ug/L	5.000		103	86.3-119			
1,1,1,2-Tetrachloroethane	5.03		ug/L	5.000		101	76.4-131			
1,1,2,2-Tetrachloroethane	5.39		ug/L	5.000		108	74.9-124			
Tetrachloroethene	5.10		ug/L	5.000		102	87.2-121			
Tetrahydrofuran	27.3		ug/L	25.00		109	57.7-138			
Toluene	5.08		ug/L	5.000		102	82.2-121			
1,2,3-Trichlorobenzene	5.13		ug/L	5.000		103	79.3-122			
1,2,4-Trichlorobenzene	5.14		ug/L	5.000		103	76.4-124			



Revised Report

TRC Environmental Corporation, Inc.
708 Heartland Trail, Ste 3000
Madison WI, 53717

Project: Madison Kipp Corp. Quarterly Sampling
Project Number: 243950.000001
Project Manager: Andrew Stehn

Volatile Organic Compounds by Method 8260 - Purge and Trap - Quality Control
ECCS

Analyte	Result	Limit of Quantitation	Units	Spike Level	Source Result	%REC	%REC Limits	RPD	RPD Limit	Notes
---------	--------	-----------------------	-------	-------------	---------------	------	-------------	-----	-----------	-------

Batch A601067 - EPA 5030B

LCS (A601067-BS1)		Prepared: 01/26/2016 Analyzed: 01/26/2016 12:29								
1,1,1-Trichloroethane	5.17		ug/L	5.000		103	72.9-141			
1,1,2-Trichloroethane	5.09		ug/L	5.000		102	80.9-126			
Trichloroethene	5.02		ug/L	5.000		100	85.7-121			
Trichlorofluoromethane	5.01		ug/L	5.000		100	45.7-170			
1,2,3-Trichloropropane	5.16		ug/L	5.000		103	66.7-127			
1,1,2-Trichlorotrifluoroethane	5.22		ug/L	5.000		104	58-155			
1,3,5-Trimethylbenzene	5.25		ug/L	5.000		105	83.5-120			
1,2,4-Trimethylbenzene	5.31		ug/L	5.000		106	81.4-122			
Vinyl chloride	5.07		ug/L	5.000		101	40.2-170			
m,p-Xylene	10.2		ug/L	10.00		102	86.9-120			
o-Xylene	4.93		ug/L	5.000		98.6	82.8-119			
<i>Surrogate: Dibromofluoromethane</i>	5.24		ug/L	5.000		105	60-140			
<i>Surrogate: Toluene-d8</i>	4.93		ug/L	5.000		98.6	60-140			
<i>Surrogate: 4-Bromofluorobenzene</i>	4.89		ug/L	5.000		97.8	60-140			

Matrix Spike (A601067-MS1)		Source: A160502-13 Prepared: 01/26/2016 Analyzed: 01/26/2016 16:07								
Acetone	53.6		ug/L	50.00	ND	107	11.1-197			D
Benzene	5.05		ug/L	5.000	ND	101	77.2-124			D
Bromobenzene	5.14		ug/L	5.000	ND	103	83.2-117			D
Bromochloromethane	5.20		ug/L	5.000	ND	104	85.8-124			D
Bromodichloromethane	5.11		ug/L	5.000	ND	102	79.5-128			D
Bromoform	4.62		ug/L	5.000	ND	92.4	61.6-139			D
Bromomethane	5.47		ug/L	5.000	ND	109	24.3-199			D
2-Butanone	51.2		ug/L	50.00	ND	102	54.8-140			D
n-Butyl Benzene	5.43		ug/L	5.000	ND	109	77.5-126			D
sec-Butyl Benzene	5.58		ug/L	5.000	ND	112	80.3-123			D
tert-Butylbenzene	5.47		ug/L	5.000	ND	109	78.4-122			D
Carbon disulfide	5.14		ug/L	5.000	ND	103	44.7-158			D
Carbon tetrachloride	5.26		ug/L	5.000	ND	105	62.3-145			D
Chlorobenzene	5.25		ug/L	5.000	ND	105	88.5-117			D
Chloroethane	5.29		ug/L	5.000	ND	106	26.4-185			D
Chloroform	5.24		ug/L	5.000	ND	105	75.4-135			D
Chloromethane	4.77		ug/L	5.000	ND	95.4	26.7-168			D
2-Chlorotoluene	5.32		ug/L	5.000	ND	106	81-123			D
4-Chlorotoluene	5.46		ug/L	5.000	ND	109	82.2-123			D
1,2-Dibromo-3-chloropropane	4.37		ug/L	5.000	ND	87.4	52.4-136			D
Dibromochloromethane	5.07		ug/L	5.000	ND	101	77.8-127			D
1,2-Dibromoethane (EDB)	5.17		ug/L	5.000	ND	103	73.4-131			D
Dibromomethane	5.25		ug/L	5.000	ND	105	79.7-128			D
1,2-Dichlorobenzene	5.05		ug/L	5.000	ND	101	87.2-117			D
1,4-Dichlorobenzene	5.13		ug/L	5.000	ND	103	86.3-117			D
1,3-Dichlorobenzene	5.18		ug/L	5.000	ND	104	88.7-117			D
Dichlorodifluoromethane	5.44		ug/L	5.000	ND	109	15.1-198			D
1,1-Dichloroethane	5.25		ug/L	5.000	ND	105	79.1-133			D



2525 Advance Road
Madison, WI 53718
608.221.8700 Phone
608.221.4889 Fax

Revised Report

TRC Environmental Corporation, Inc.
708 Heartland Trail, Ste 3000
Madison WI, 53717

Project: Madison Kipp Corp. Quarterly Sampling
Project Number: 243950.000001
Project Manager: Andrew Stehn

Volatile Organic Compounds by Method 8260 - Purge and Trap - Quality Control ECCS

Analyte	Result	Limit of Quantitation	Units	Spike Level	Source Result	%REC	%REC Limits	RPD	RPD Limit	Notes
---------	--------	-----------------------	-------	-------------	---------------	------	-------------	-----	-----------	-------

Batch A601067 - EPA 5030B

Matrix Spike (A601067-MS1)	Source: A160502-13	Prepared: 01/26/2016	Analized: 01/26/2016 16:07							
1,2-Dichloroethane	5.24	ug/L	5.000	ND	105	69.3-145				D
trans-1,2-Dichloroethene	5.12	ug/L	5.000	ND	102	81.4-124				D
cis-1,2-Dichloroethene	5.42	ug/L	5.000	ND	106	80.2-125				D
1,1-Dichloroethene	5.14	ug/L	5.000	ND	103	54.9-154				D
2,2-Dichloropropane	5.35	ug/L	5.000	ND	107	70.5-133				D
1,2-Dichloropropane	5.19	ug/L	5.000	ND	104	80.7-121				D
1,3-Dichloropropane	5.17	ug/L	5.000	ND	103	84.9-119				D
cis-1,3-Dichloropropene	5.33	ug/L	5.000	ND	107	76.1-121				D
trans-1,3-Dichloropropene	5.12	ug/L	5.000	ND	102	75.2-123				D
1,1-Dichloropropene	5.45	ug/L	5.000	ND	109	76.1-128				D
Diisopropyl Ether	5.51	ug/L	5.000	ND	110	73.7-125				D
Ethylbenzene	5.21	ug/L	5.000	ND	104	85.8-120				D
Hexachlorobutadiene	5.14	ug/L	5.000	ND	103	80.4-128				D
n-Hexane	5.47	ug/L	5.000	ND	109	48.8-150				D
2-Hexanone	52.1	ug/L	50.00	ND	104	47.7-148				D
Isopropylbenzene	5.31	ug/L	5.000	ND	106	84.1-123				D
p-Isopropyltoluene	5.62	ug/L	5.000	ND	112	78-124				D
Methylene chloride	4.91	ug/L	5.000	ND	98.2	75.9-129				D
4-Methyl-2-pentanone	55.1	ug/L	50.00	ND	110	52.2-148				D
Methyl t-Butyl Ether	5.12	ug/L	5.000	ND	102	63.2-134				D
Naphthalene	4.49	ug/L	5.000	ND	89.8	47.9-135				D
n-Propyl Benzene	5.55	ug/L	5.000	ND	111	81.7-122				D
Styrene	5.19	ug/L	5.000	ND	104	78.2-124				D
1,1,1,2-Tetrachloroethane	5.30	ug/L	5.000	ND	106	79-130				D
1,1,1,2,2-Tetrachloroethane	5.48	ug/L	5.000	ND	110	71.2-130				D
Tetrachloroethene	43.2	ug/L	5.000	37.9	108	81.1-126				D
Tetrahydrofuran	26.8	ug/L	25.00	ND	107	45.4-144				D
Toluene	5.28	ug/L	5.000	ND	106	77.9-123				D
1,2,3-Trichlorobenzene	4.70	ug/L	5.000	ND	94.0	73.3-124				D
1,2,4-Trichlorobenzene	4.95	ug/L	5.000	ND	99.0	71.4-125				D
1,1,1-Trichloroethane	5.28	ug/L	5.000	ND	106	72.9-143				D
1,1,2-Trichloroethane	6.96	ug/L	5.000	ND	139	79.4-132				M, D
Trichloroethene	5.73	ug/L	5.000	ND	105	77.5-125				D
Trichlorofluoromethane	4.88	ug/L	5.000	ND	97.6	37.7-187				D
1,2,3-Trichloropropane	5.31	ug/L	5.000	ND	106	66.4-129				D
1,1,2-Trichlorotrifluoroethane	5.33	ug/L	5.000	ND	107	48.9-171				D
1,3,5-Trimethylbenzene	5.63	ug/L	5.000	ND	113	74.3-126				D
1,2,4-Trimethylbenzene	5.65	ug/L	5.000	ND	113	71.7-128				D
Vinyl chloride	5.03	ug/L	5.000	ND	101	40.1-168				D
m,p-Xylene	10.5	ug/L	10.00	ND	105	81.3-124				D
o-Xylene	5.23	ug/L	5.000	ND	105	81.6-119				D
Surrogate: Dibromofluoromethane	5.60	ug/L	5.000		112	60-140				
Surrogate: Toluene-d8	5.39	ug/L	5.000		108	60-140				
Surrogate: 4-Bromofluorobenzene	5.22	ug/L	5.000		104	60-140				



2525 Advance Road
Madison, WI 53718
608.221.8700 Phone
608.221.4889 Fax

Revised Report

TRC Environmental Corporation, Inc.
708 Heartland Trail, Ste 3000
Madison WI, 53717

Project: Madison Kipp Corp. Quarterly Sampling
Project Number: 243950.000001
Project Manager: Andrew Stehn

Volatile Organic Compounds by Method 8260 - Purge and Trap - Quality Control

ECCS

Analyte	Result	Limit of Quantitation	Units	Spike Level	Source Result	%REC	%REC Limits	RPD	RPD Limit	Notes
---------	--------	-----------------------	-------	-------------	---------------	------	-------------	-----	-----------	-------

Batch A601067 - EPA 5030B

Matrix Spike Dup (A601067-MSD1)	Source: A160502-13	Prepared: 01/26/2016	Analyzed: 01/26/2016 16:34	Result	Limit of Quantitation	Units	Spike Level	Source Result	%REC	%REC Limits	RPD	RPD Limit	Notes
Acetone	50.9	ug/L	50.00	ND	102	11.1-197	5.07	20	D				
Benzene	5.13	ug/L	5.000	ND	103	77.2-124	1.57	20	D				
Bromobenzene	4.87	ug/L	5.000	ND	97.4	83.2-117	5.39	20	D				
Bromochloromethane	5.19	ug/L	5.000	ND	104	85.8-124	0.192	20	D				
Bromodichloromethane	4.99	ug/L	5.000	ND	99.8	79.5-128	2.38	20	D				
Bromoform	4.64	ug/L	5.000	ND	92.8	61.6-139	0.432	20	D				
Bromomethane	4.95	ug/L	5.000	ND	99.0	24.3-199	9.98	20	D				
2-Butanone	53.1	ug/L	50.00	ND	106	54.8-140	3.66	20	D				
n-Butyl Benzene	5.25	ug/L	5.000	ND	105	77.5-126	3.37	20	D				
sec-Butyl Benzene	5.29	ug/L	5.000	ND	106	80.3-123	5.34	20	D				
tert-Butylbenzene	5.09	ug/L	5.000	ND	102	78.4-122	7.20	20	D				
Carbon disulfide	5.06	ug/L	5.000	ND	101	44.7-158	1.57	20	D				
Carbon tetrachloride	5.12	ug/L	5.000	ND	102	62.3-145	2.70	20	D				
Chlorobenzene	5.13	ug/L	5.000	ND	103	88.5-117	2.31	20	D				
Chloroethane	5.06	ug/L	5.000	ND	101	26.4-185	4.44	20	D				
Chloroform	5.24	ug/L	5.000	ND	105	75.4-135	0.00	20	D				
Chloromethane	4.75	ug/L	5.000	ND	95.0	26.7-168	0.420	20	D				
2-Chlorotoluene	5.15	ug/L	5.000	ND	103	81-123	3.25	20	D				
4-Chlorotoluene	5.27	ug/L	5.000	ND	105	82.2-123	3.54	20	D				
1,2-Dibromo-3-chloropropane	4.86	ug/L	5.000	ND	97.2	52.4-136	10.6	20	D				
Dibromochloromethane	5.02	ug/L	5.000	ND	100	77.8-127	0.991	20	D				
1,2-Dibromoethane (EDB)	5.02	ug/L	5.000	ND	100	73.4-131	2.94	20	D				
Dibromomethane	5.11	ug/L	5.000	ND	102	79.7-128	2.70	20	D				
1,2-Dichlorobenzene	4.97	ug/L	5.000	ND	99.4	87.2-117	1.60	20	D				
1,4-Dichlorobenzene	4.88	ug/L	5.000	ND	97.6	86.3-117	5.00	20	D				
1,3-Dichlorobenzene	5.17	ug/L	5.000	ND	103	88.7-117	0.193	20	D				
Dichlorodifluoromethane	5.08	ug/L	5.000	ND	102	15.1-198	6.84	20	D				
1,1-Dichloroethane	5.19	ug/L	5.000	ND	104	79.1-133	1.15	20	D				
1,2-Dichloroethane	5.36	ug/L	5.000	ND	107	69.3-145	2.26	20	D				
trans-1,2-Dichloroethene	5.13	ug/L	5.000	ND	103	81.4-124	0.195	20	D				
cis-1,2-Dichloroethene	5.46	ug/L	5.000	ND	106	80.2-125	0.755	20	D				
1,1-Dichloroethene	5.03	ug/L	5.000	ND	101	54.9-154	2.16	20	D				
2,2-Dichloropropane	5.33	ug/L	5.000	ND	107	70.5-133	0.375	20	D				
1,2-Dichloropropane	5.05	ug/L	5.000	ND	101	80.7-121	2.73	20	D				
1,3-Dichloropropane	5.23	ug/L	5.000	ND	105	84.9-119	1.15	20	D				
cis-1,3-Dichloropropene	5.13	ug/L	5.000	ND	103	76.1-121	3.82	20	D				
trans-1,3-Dichloropropene	5.14	ug/L	5.000	ND	103	75.2-123	0.390	20	D				
1,1-Dichloropropene	5.38	ug/L	5.000	ND	108	76.1-128	1.29	20	D				
Diisopropyl Ether	5.32	ug/L	5.000	ND	106	73.7-125	3.51	20	D				
Ethylbenzene	5.07	ug/L	5.000	ND	101	85.8-120	2.72	20	D				
Hexachlorobutadiene	5.07	ug/L	5.000	ND	101	80.4-128	1.37	20	D				
n-Hexane	5.40	ug/L	5.000	ND	108	48.8-150	1.29	20	D				
2-Hexanone	52.0	ug/L	50.00	ND	104	47.7-148	0.173	20	D				
Isopropylbenzene	5.05	ug/L	5.000	ND	101	84.1-123	5.02	20	D				



2525 Advance Road
 Madison, WI 53718
 608.221.8700 Phone
 608.221.4889 Fax

Revised Report

TRC Environmental Corporation, Inc.
 708 Heartland Trail, Ste 3000
 Madison WI, 53717

Project: Madison Kipp Corp. Quarterly Sampling
 Project Number: 243950.000001
 Project Manager: Andrew Stehn

Volatile Organic Compounds by Method 8260 - Purge and Trap - Quality Control

ECCS

Analyte	Result	Limit of Quantitation	Units	Spike Level	Source Result	%REC	%REC Limits	RPD	RPD Limit	Notes
---------	--------	-----------------------	-------	-------------	---------------	------	-------------	-----	-----------	-------

Batch A601067 - EPA 5030B

Matrix Spike Dup (A601067-MSD1)

Source: A160502-13

Prepared: 01/26/2016 Analyzed: 01/26/2016 16:34

p-Isopropyltoluene	5.37		ug/L	5.000	ND	107	78-124	4.55	20	D
Methylene chloride	5.12		ug/L	5.000	ND	102	75.9-129	4.19	20	D
4-Methyl-2-pentanone	51.3		ug/L	50.00	ND	103	52.2-148	7.27	20	D
Methyl t-Butyl Ether	5.04		ug/L	5.000	ND	101	63.2-134	1.57	20	D
Naphthalene	4.80		ug/L	5.000	ND	96.0	47.9-135	6.67	20	D
n-Propyl Benzene	5.17		ug/L	5.000	ND	103	81.7-122	7.09	20	D
Styrene	5.13		ug/L	5.000	ND	103	78.2-124	1.16	20	D
1,1,1,2-Tetrachloroethane	5.27		ug/L	5.000	ND	105	79-130	0.568	20	D
1,1,1,2,2-Tetrachloroethane	5.29		ug/L	5.000	ND	106	71.2-130	3.53	20	D
Tetrachloroethene	42.9		ug/L	5.000	37.9	101	81.1-126	6.33	20	D
Tetrahydrofuran	29.0		ug/L	25.00	ND	116	45.4-144	7.56	20	D
Toluene	4.99		ug/L	5.000	ND	99.8	77.9-123	5.65	20	D
1,2,3-Trichlorobenzene	5.26		ug/L	5.000	ND	105	73.3-124	11.2	20	D
1,2,4-Trichlorobenzene	5.10		ug/L	5.000	ND	102	71.4-125	2.99	20	D
1,1,1-Trichloroethane	5.20		ug/L	5.000	ND	104	72.9-143	1.53	20	D
1,1,2-Trichloroethane	6.64		ug/L	5.000	ND	133	79.4-132	4.71	20	M, D
Trichloroethene	5.60		ug/L	5.000	ND	103	77.5-125	2.50	20	D
Trichlorofluoromethane	4.85		ug/L	5.000	ND	97.0	37.7-187	0.617	20	D
1,2,3-Trichloropropane	5.13		ug/L	5.000	ND	103	66.4-129	3.45	20	D
1,1,2-Trichlorotrifluoroethane	5.26		ug/L	5.000	ND	105	48.9-171	1.32	20	D
1,3,5-Trimethylbenzene	5.33		ug/L	5.000	ND	107	74.3-126	5.47	20	D
1,2,4-Trimethylbenzene	5.39		ug/L	5.000	ND	108	71.7-128	4.71	20	D
Vinyl chloride	4.90		ug/L	5.000	ND	98.0	40.1-168	2.62	20	D
m,p-Xylene	10.3		ug/L	10.00	ND	103	81.3-124	1.93	20	D
o-Xylene	5.16		ug/L	5.000	ND	103	81.6-119	1.35	20	D
Surrogate: Dibromofluoromethane	5.38		ug/L	5.000		108	60-140			
Surrogate: Toluene-d8	5.03		ug/L	5.000		101	60-140			
Surrogate: 4-Bromofluorobenzene	4.98		ug/L	5.000		99.6	60-140			



2525 Advance Road
Madison, WI 53718
608.221.8700 Phone
608.221.4889 Fax


Revised Report

TRC Environmental Corporation, Inc.
708 Heartland Trail, Ste 3000
Madison WI, 53717

Project: Madison Kipp Corp. Quarterly Sampling
Project Number: 243950.000001
Project Manager: Andrew Stehn

Notes and Definitions


- M The matrix spike and/or matrix spike duplicate recovery was outside of the laboratory control limits.
- J Analyte was detected but is below the reporting limit. The concentration is estimated.
- D Data reported from a dilution
- ND Analyte NOT DETECTED at or above the reporting limit
- NR Not Reported
- dry Sample results reported on a dry weight basis. If the word 'dry' does not appear after the units, results are reported on an as-is basis.
- RPD Relative Percent Difference



**Environmental Chemistry
Consulting Services, Inc.**
2525 Advance Road
Madison, WI 53718
608-221-8700 (phone)
608-221-4889 (fax)

CHAIN OF CUSTODY

Project Number: <u>243950.000001</u>				Lab Work Order #: <u>A160502</u>				Mail Report To:							
Project Name: <u>Madison Kipp Corp. Quarterly Sampling</u>				Analyses Requested				Company: <u>TRC Env.</u>							
Project Location: <u>Madison, WI</u>				Preservation Codes				Address: <u>708 Heartland Tr. Ste 3000</u>							
Turn Around (circle one): <u>Normal</u> Rush				Matrix Total # of Containers <u>3</u> <u>JOC</u>				E-mail Address: <u>wbraga@trcsolutions.com</u>							
If Rush, Report Due Date:								Invoice To: <u>Andy Stehn</u>							
Sampled By (Print): <u>Wesley Braga</u>								Company: <u>TRC Env.</u>							
				Address:											
Sample Description	Collection		Matrix	Total # of Containers							Comments	Lab ID	Lab Receipt Time		
	Date	Time													
MP-14 (135-140)	11/20/16	1335	GW	3	X							01			
MP-16 (142-146)	11/20/16	1135	GW	3	X							02			
MW-17	11/22/16	0945	GW	3	X							03			
MW-22D	11/22/16	1620	GW	3	X							04			
MW-23D	11/22/16	1445	GW	3	X							05			
MW-25D2	11/21/16	1340	GW	3	X							06			
MW-27D	11/21/16	1005	GW	3	X							07			
MW-2D	11/25/16	1245	GW	3	X							08			
MW-3D	11/25/16	1140	GW	3	X							09			
MW-3D2	11/25/16	1035	GW	3	X							10			
Preservation Codes A=None B=HCL C=H ₂ SO ₄ D=HNO ₃ E=EnCore F=Methanol G=NaOH O=Other (Indicate)				Relinquished By: <u>Wesley Braga</u> Relinquished By:				Date: <u>11/25/15</u> Time: <u>1500</u>		Received By: <u>[Signature]</u> Received By:		Date: <u>01/25/16</u> Time: <u>1500</u>			
Matrix Codes A=Air S=Soil W=Water O=Other				Custody Seal: Present <u>(Absent)</u> Intact/Not Intact Seal #'s				Receipt Temp: <u>On ice</u> Temp Blank Y N							
Shipped Via: <u>Wills-TM</u>															



Environmental Chemistry Consulting Services, Inc.
 2525 Advance Road
 Madison, WI 53718
 608-221-8700 (phone)
 608-221-4889 (fax)

CHAIN OF CUSTODY

Project Number: <u>243950.000001</u>				Lab Work Order #: <u>A160502</u>				Mail Report To:			
Project Name: <u>Madison Kipp Corp Quarterly Sampling</u>				Analyses Requested				Company:			
Project Location: <u>Madison, WI</u>				Preservation Codes				Address:			
Turn Around (circle one): <u>Normal</u> Rush				Matrix	Total # of Containers	<u>B</u>	<u>VOC</u>	E-mail Address:			
If Rush, Report Due Date:								Invoice To:			
Sampled By (Print): <u>Wesley Braga</u>								Company:			
								Address:			
Sample Description	Collection		Matrix	Total # of Containers					Comments	Lab ID	Lab Receipt Time
	Date	Time									
MW-4D2	11/22/16	1305	GW	3	X					11	
MW-5D	11/21/16	1605	GW	3	X					12	
MW-5D2	11/21/16	1635	GW	9	X				MS/NBD	13	
MW-5D3	11/21/16	1520	GW	3	X					14	
MW-6D	11/22/16	1135	GW	3	X					15	
MW-9D2	11/21/16	1205	GW	3	X					16	
DUP-01	11/21/16	-	GW	3	X					17	
DUP-02	11/25/16	-	GW	3	X					18	
FB-01	11/22/16	1655	W	3	X					19	
Trip Blank	-	-	W	1	X					20	
Preservation Codes A=None B=HCL C=H ₂ SO ₄ D=HNO ₃ E=EnCore F=Methanol G=NaOH O=Other (Indicate)			Relinquished By:			Date:	Time:	Received By: <u>[Signature]</u>		Date: <u>01/25/18</u>	Time: <u>1500</u>
			Relinquished By:			Date:	Time:	Received By:		Date:	Time:
Matrix Codes A=Air S=Soil W=Water O=Other			Custody Seal: Present <u>Absent</u> Intact/Not Intact Seal #'s			Receipt Temp: <u>On-ice</u>		Temp Blank Y N			
			Shipped Via: <u>Walk in</u>								



2525 Advance Road
Madison, WI 53718
608.221.8700 Phone
608.221.4889 Fax

May 10, 2016

Andrew Stehn
TRC Environmental Corporation, Inc.
708 Heartland Trail, Ste 3000
Madison, WI 53717
RE: Madison Kipp Corp. Quarterly Sampling

Enclosed are revised analytical results for the samples received by the laboratory on 04/22/2016.

The results in this report apply to the samples analyzed in accordance with the chain of custody document. These results are in compliance with the 2009 NELAP Standards and the appropriate agencies listed below, unless otherwise noted in the case narrative. This analytical report should be reproduced in its entirety.

If you have any questions concerning this report, please feel free to contact me.

Sincerely,

Jessica Esser
Project Manager

Certification List			Expires
DODELAP	DOD ELAP Accreditation (A2LA)	3269.01	03/31/2018
FDOH	Florida Secondary NELAP Accreditation	E871093	06/30/2016
ILEPA	Illinois Secondary NELAP Accreditation	003174	04/30/2017
KDHE	Kansas Secondary NELAP Accreditation	E-10384	07/31/2016
LELAP	Louisiana Primary NELAP Accreditation	04165	06/30/2016
NJDEP	New Jersey Secondary NELAP Accreditation	WI004	06/30/2016
ODEQ	Oklahoma Department of Environmental Quality Ac	2014-153	08/31/2016
TCEQ	Texas Secondary NELAP Accreditation	T104704504-15-6	11/30/2016
WDNR	Wisconsin Certification under NR 149	113289110	08/31/2016



2525 Advance Road
 Madison, WI 53718
 608.221.8700 Phone
 608.221.4889 Fax

Revised Report

TRC Environmental Corporation, Inc.
 708 Heartland Trail, Ste 3000
 Madison WI, 53717

Project: Madison Kipp Corp. Quarterly Sampling
 Project Number: 243950.000001
 Project Manager: Andrew Stehn

ANALYTICAL REPORT FOR SAMPLES

Sample ID	Laboratory ID	Matrix	Date Sampled	Date Received
MP-14 (Port 2-139)	A161711-01	Water	04/19/2016	04/22/2016
MP-16 (Port 2-143)	A161711-02	Water	04/19/2016	04/22/2016
MW-25D2	A161711-03	Water	04/20/2016	04/22/2016
MW-27D	A161711-04	Water	04/20/2016	04/22/2016
MW-9D2	A161711-05	Water	04/20/2016	04/22/2016
MW-6D	A161711-06	Water	04/20/2016	04/22/2016
MW-17	A161711-07	Water	04/20/2016	04/22/2016
MW-4D2	A161711-08	Water	04/20/2016	04/22/2016
MW-5D3	A161711-09	Water	04/21/2016	04/22/2016
MW-5D	A161711-10	Water	04/21/2016	04/22/2016
MW-5D2	A161711-11	Water	04/21/2016	04/22/2016
MW-23D	A161711-12	Water	04/21/2016	04/22/2016
MW-22D	A161711-13	Water	04/21/2016	04/22/2016
MW-2D	A161711-14	Water	04/21/2016	04/22/2016
MW-3D	A161711-15	Water	04/22/2016	04/22/2016
MW-3D2	A161711-16	Water	04/22/2016	04/22/2016
FB-01	A161711-17	Water	04/21/2016	04/22/2016
DUP-01	A161711-18	Water	04/21/2016	04/22/2016
DUP-02	A161711-19	Water	04/22/2016	04/22/2016
TRIP BLANK	A161711-20	Water	04/22/2016	04/22/2016



2525 Advance Road
Madison, WI 53718
608.221.8700 Phone
608.221.4889 Fax

Revised Report

TRC Environmental Corporation, Inc.
708 Heartland Trail, Ste 3000
Madison WI, 53717

Project: Madison Kipp Corp. Quarterly Sampling
Project Number: 243950.000001
Project Manager: Andrew Stehn

CASE NARRATIVE

Sample Receipt Information:

20 samples were received on 04/22/2016. Samples were received at 4.5 degrees Celsius.

One VOA vial for sample A161711-01 was not labeled with the sample description.

One VOA vial for sample A161711-11 had a discrepancy between the collection time on the chain of custody (COC) and the collection time on the sample container. Per the client, the COC collection time is correct.

Sample A161711-16 had a discrepancy between the sample description on the COC and the sample description on the containers. Per the client, the container sample description is correct.

Please see the COC document at the end of this report for additional information.

Laboratory Control Samples (LCS):

The LCS recovery indicates a potential high bias for tert-butylbenzene for samples A161711-01 through A161711-20. Samples were less than the reporting limit for this analyte so no further action is required.

Continuing Calibration Verification (CCV):

The LC footnote on samples A161711-01 through A161711-20 states that there were low CCV recoveries for chloroethane and trichlorofluoromethane. The lower control limit is 70% and the lowest recoveries were 37.8% and 29.8%, respectively.

CCV also indicates a potential high bias for chloromethane and vinyl chloride for samples A161711-01 through A161711-10 and A161711-12 through A161711-20. Samples were less than the reporting limit for these analytes so no further action is required.

REASON FOR REVISED REPORT

A routine quality control audit was performed for this work order. During the audit it was discovered that a detection for carbon tetrachloride for sample A161711-13 was reported in error. This revised report removes that detection and should replace "A161711 FINAL 05 06 2016 1143".



2525 Advance Road
Madison, WI 53718
608.221.8700 Phone
608.221.4889 Fax

Revised Report

TRC Environmental Corporation, Inc.
708 Heartland Trail, Ste 3000
Madison WI, 53717

Project: Madison Kipp Corp. Quarterly Sampling
Project Number: 243950.000001
Project Manager: Andrew Stehn

MP-14 (Port 2-139)

Date Sampled

A161711-01 (Water)

04/19/2016 15:00

Analyte	Result	Limit of Detection	Limit of Quantitation	Units	Dilution	Prepared	Analyzed	Method	Qualifiers
---------	--------	--------------------	-----------------------	-------	----------	----------	----------	--------	------------

ECCS

Volatile Organic Compounds by Method 8260 - Purge and Trap

Preparation Batch: A605008

Analyte	Result	Limit of Detection	Limit of Quantitation	Units	Dilution	Prepared	Analyzed	Method	Qualifiers
Acetone	ND	68	400	ug/L	20	05/02/2016	05/03/2016 14:33	EPA 8260B	
Benzene	ND	1.8	10	ug/L	20	05/02/2016	05/03/2016 14:33	EPA 8260B	
Bromobenzene	ND	1.7	10	ug/L	20	05/02/2016	05/03/2016 14:33	EPA 8260B	
Bromochloromethane	ND	6.2	10	ug/L	20	05/02/2016	05/03/2016 14:33	EPA 8260B	
Bromodichloromethane	ND	1.5	10	ug/L	20	05/02/2016	05/03/2016 14:33	EPA 8260B	
Bromoform	ND	1.8	10	ug/L	20	05/02/2016	05/03/2016 14:33	EPA 8260B	
Bromomethane	ND	12	100	ug/L	20	05/02/2016	05/03/2016 14:33	EPA 8260B	
2-Butanone	ND	60	400	ug/L	20	05/02/2016	05/03/2016 14:33	EPA 8260B	
n-Butyl Benzene	ND	2.8	10	ug/L	20	05/02/2016	05/03/2016 14:33	EPA 8260B	
sec-Butyl Benzene	ND	2.6	10	ug/L	20	05/02/2016	05/03/2016 14:33	EPA 8260B	
tert-Butylbenzene	ND	2.4	10	ug/L	20	05/02/2016	05/03/2016 14:33	EPA 8260B	
Carbon disulfide	ND	1.1	10	ug/L	20	05/02/2016	05/03/2016 14:33	EPA 8260B	
Carbon tetrachloride	ND	0.76	10	ug/L	20	05/02/2016	05/03/2016 14:33	EPA 8260B	
Chlorobenzene	ND	1.5	10	ug/L	20	05/02/2016	05/03/2016 14:33	EPA 8260B	
Chloroethane	ND	5.0	100	ug/L	20	05/02/2016	05/03/2016 14:33	EPA 8260B	LC
Chloroform	ND	1.2	10	ug/L	20	05/02/2016	05/03/2016 14:33	EPA 8260B	
Chloromethane	ND	3.2	40	ug/L	20	05/02/2016	05/03/2016 14:33	EPA 8260B	
2-Chlorotoluene	ND	1.5	10	ug/L	20	05/02/2016	05/03/2016 14:33	EPA 8260B	
4-Chlorotoluene	ND	1.5	10	ug/L	20	05/02/2016	05/03/2016 14:33	EPA 8260B	
1,2-Dibromo-3-chloropropane	ND	5.0	10	ug/L	20	05/02/2016	05/03/2016 14:33	EPA 8260B	
Dibromochloromethane	ND	1.8	10	ug/L	20	05/02/2016	05/03/2016 14:33	EPA 8260B	
1,2-Dibromoethane (EDB)	ND	2.6	10	ug/L	20	05/02/2016	05/03/2016 14:33	EPA 8260B	
Dibromomethane	ND	2.8	10	ug/L	20	05/02/2016	05/03/2016 14:33	EPA 8260B	
1,2-Dichlorobenzene	ND	1.5	10	ug/L	20	05/02/2016	05/03/2016 14:33	EPA 8260B	
1,4-Dichlorobenzene	ND	1.4	10	ug/L	20	05/02/2016	05/03/2016 14:33	EPA 8260B	
1,3-Dichlorobenzene	ND	1.9	10	ug/L	20	05/02/2016	05/03/2016 14:33	EPA 8260B	
Dichlorodifluoromethane	ND	2.2	10	ug/L	20	05/02/2016	05/03/2016 14:33	EPA 8260B	
1,1-Dichloroethane	ND	2.4	10	ug/L	20	05/02/2016	05/03/2016 14:33	EPA 8260B	
1,2-Dichloroethane	ND	1.6	10	ug/L	20	05/02/2016	05/03/2016 14:33	EPA 8260B	
trans-1,2-Dichloroethene	ND	2.2	10	ug/L	20	05/02/2016	05/03/2016 14:33	EPA 8260B	
cis-1,2-Dichloroethene	16	2.2	10	ug/L	20	05/02/2016	05/03/2016 14:33	EPA 8260B	D
1,1-Dichloroethene	ND	2.8	10	ug/L	20	05/02/2016	05/03/2016 14:33	EPA 8260B	
2,2-Dichloropropane	ND	2.8	10	ug/L	20	05/02/2016	05/03/2016 14:33	EPA 8260B	
1,2-Dichloropropane	ND	2.0	10	ug/L	20	05/02/2016	05/03/2016 14:33	EPA 8260B	
1,3-Dichloropropane	ND	2.2	10	ug/L	20	05/02/2016	05/03/2016 14:33	EPA 8260B	
cis-1,3-Dichloropropene	ND	1.2	10	ug/L	20	05/02/2016	05/03/2016 14:33	EPA 8260B	
trans-1,3-Dichloropropene	ND	1.9	10	ug/L	20	05/02/2016	05/03/2016 14:33	EPA 8260B	
1,1-Dichloropropene	ND	2.2	10	ug/L	20	05/02/2016	05/03/2016 14:33	EPA 8260B	
Diisopropyl Ether	ND	3.0	10	ug/L	20	05/02/2016	05/03/2016 14:33	EPA 8260B	



2525 Advance Road
 Madison, WI 53718
 608.221.8700 Phone
 608.221.4889 Fax

Revised Report

TRC Environmental Corporation, Inc.
 708 Heartland Trail, Ste 3000
 Madison WI, 53717

Project: Madison Kipp Corp. Quarterly Sampling
 Project Number: 243950.000001
 Project Manager: Andrew Stehn

MP-14 (Port 2-139)

A161711-01 (Water)

Date Sampled
 04/19/2016 15:00

Analyte	Result	Limit of Detection	Limit of Quantitation	Units	Dilution	Prepared	Analyzed	Method	Qualifiers
---------	--------	--------------------	-----------------------	-------	----------	----------	----------	--------	------------

ECCS

Volatile Organic Compounds by Method 8260 - Purge and Trap

Preparation Batch: A605008

Ethylbenzene	ND	1.1	10	ug/L	20	05/02/2016	05/03/2016 14:33	EPA 8260B	
Hexachlorobutadiene	ND	2.6	40	ug/L	20	05/02/2016	05/03/2016 14:33	EPA 8260B	
n-Hexane	ND	4.2	10	ug/L	20	05/02/2016	05/03/2016 14:33	EPA 8260B	
2-Hexanone	ND	19	400	ug/L	20	05/02/2016	05/03/2016 14:33	EPA 8260B	
Isopropylbenzene	ND	1.6	10	ug/L	20	05/02/2016	05/03/2016 14:33	EPA 8260B	
p-Isopropyltoluene	ND	1.7	10	ug/L	20	05/02/2016	05/03/2016 14:33	EPA 8260B	
Methylene chloride	ND	2.8	40	ug/L	20	05/02/2016	05/03/2016 14:33	EPA 8260B	
4-Methyl-2-pentanone	ND	15	400	ug/L	20	05/02/2016	05/03/2016 14:33	EPA 8260B	
Methyl t-Butyl Ether	ND	2.8	10	ug/L	20	05/02/2016	05/03/2016 14:33	EPA 8260B	
Naphthalene	6.8	1.8	100	ug/L	20	05/02/2016	05/03/2016 14:33	EPA 8260B	B, J, D
n-Propyl Benzene	ND	2.0	10	ug/L	20	05/02/2016	05/03/2016 14:33	EPA 8260B	
Styrene	ND	1.3	10	ug/L	20	05/02/2016	05/03/2016 14:33	EPA 8260B	
1,1,1,2-Tetrachloroethane	ND	2.2	10	ug/L	20	05/02/2016	05/03/2016 14:33	EPA 8260B	
1,1,2,2-Tetrachloroethane	ND	2.0	10	ug/L	20	05/02/2016	05/03/2016 14:33	EPA 8260B	
Tetrachloroethene	310	1.6	10	ug/L	20	05/02/2016	05/03/2016 14:33	EPA 8260B	D
Tetrahydrofuran	ND	24	200	ug/L	20	05/02/2016	05/03/2016 14:33	EPA 8260B	
Toluene	ND	1.1	10	ug/L	20	05/02/2016	05/03/2016 14:33	EPA 8260B	
1,2,3-Trichlorobenzene	3.4	0.90	40	ug/L	20	05/02/2016	05/03/2016 14:33	EPA 8260B	B, J, D
1,2,4-Trichlorobenzene	2.4	1.5	40	ug/L	20	05/02/2016	05/03/2016 14:33	EPA 8260B	J, D
1,1,1-Trichloroethane	ND	2.0	10	ug/L	20	05/02/2016	05/03/2016 14:33	EPA 8260B	
1,1,2-Trichloroethane	ND	2.0	10	ug/L	20	05/02/2016	05/03/2016 14:33	EPA 8260B	
Trichloroethene	28	1.2	10	ug/L	20	05/02/2016	05/03/2016 14:33	EPA 8260B	D
Trichlorofluoromethane	ND	2.6	10	ug/L	20	05/02/2016	05/03/2016 14:33	EPA 8260B	LC
1,2,3-Trichloropropane	ND	3.0	20	ug/L	20	05/02/2016	05/03/2016 14:33	EPA 8260B	
1,1,2-Trichlorotrifluoroethane	ND	2.6	10	ug/L	20	05/02/2016	05/03/2016 14:33	EPA 8260B	
1,3,5-Trimethylbenzene	ND	1.5	10	ug/L	20	05/02/2016	05/03/2016 14:33	EPA 8260B	
1,2,4-Trimethylbenzene	ND	1.2	10	ug/L	20	05/02/2016	05/03/2016 14:33	EPA 8260B	
Vinyl chloride	ND	3.2	10	ug/L	20	05/02/2016	05/03/2016 14:33	EPA 8260B	
m,p-Xylene	ND	1.1	20	ug/L	20	05/02/2016	05/03/2016 14:33	EPA 8260B	
o-Xylene	ND	1.2	10	ug/L	20	05/02/2016	05/03/2016 14:33	EPA 8260B	
<i>Surrogate: Dibromofluoromethane</i>			108 %	60-140		05/02/2016	05/03/2016 14:33	EPA 8260B	
<i>Surrogate: Toluene-d8</i>			94.5 %	60-140		05/02/2016	05/03/2016 14:33	EPA 8260B	
<i>Surrogate: 4-Bromofluorobenzene</i>			93.2 %	60-140		05/02/2016	05/03/2016 14:33	EPA 8260B	



2525 Advance Road
 Madison, WI 53718
 608.221.8700 Phone
 608.221.4889 Fax

Revised Report

TRC Environmental Corporation, Inc.
 708 Heartland Trail, Ste 3000
 Madison WI, 53717

Project: Madison Kipp Corp. Quarterly Sampling
 Project Number: 243950.000001
 Project Manager: Andrew Stehn

MP-16 (Port 2-143)

Date Sampled
 04/19/2016 13:55

A161711-02 (Water)

Analyte	Result	Limit of Detection	Limit of Quantitation	Units	Dilution	Prepared	Analyzed	Method	Qualifiers
---------	--------	--------------------	-----------------------	-------	----------	----------	----------	--------	------------

ECCS

Volatile Organic Compounds by Method 8260 - Purge and Trap

Preparation Batch: A605008

Acetone	ND	6.8	40	ug/L	2	05/02/2016	05/03/2016 15:03	EPA 8260B	
Benzene	ND	0.18	1.0	ug/L	2	05/02/2016	05/03/2016 15:03	EPA 8260B	
Bromobenzene	ND	0.17	1.0	ug/L	2	05/02/2016	05/03/2016 15:03	EPA 8260B	
Bromochloromethane	ND	0.62	1.0	ug/L	2	05/02/2016	05/03/2016 15:03	EPA 8260B	
Bromodichloromethane	ND	0.15	1.0	ug/L	2	05/02/2016	05/03/2016 15:03	EPA 8260B	
Bromoform	ND	0.18	1.0	ug/L	2	05/02/2016	05/03/2016 15:03	EPA 8260B	
Bromomethane	ND	1.2	10	ug/L	2	05/02/2016	05/03/2016 15:03	EPA 8260B	
2-Butanone	ND	6.0	40	ug/L	2	05/02/2016	05/03/2016 15:03	EPA 8260B	
n-Butyl Benzene	ND	0.28	1.0	ug/L	2	05/02/2016	05/03/2016 15:03	EPA 8260B	
sec-Butyl Benzene	ND	0.26	1.0	ug/L	2	05/02/2016	05/03/2016 15:03	EPA 8260B	
tert-Butylbenzene	ND	0.24	1.0	ug/L	2	05/02/2016	05/03/2016 15:03	EPA 8260B	
Carbon disulfide	ND	0.11	1.0	ug/L	2	05/02/2016	05/03/2016 15:03	EPA 8260B	
Carbon tetrachloride	ND	0.076	1.0	ug/L	2	05/02/2016	05/03/2016 15:03	EPA 8260B	
Chlorobenzene	ND	0.15	1.0	ug/L	2	05/02/2016	05/03/2016 15:03	EPA 8260B	
Chloroethane	ND	0.50	10	ug/L	2	05/02/2016	05/03/2016 15:03	EPA 8260B	LC
Chloroform	ND	0.12	1.0	ug/L	2	05/02/2016	05/03/2016 15:03	EPA 8260B	
Chloromethane	ND	0.32	4.0	ug/L	2	05/02/2016	05/03/2016 15:03	EPA 8260B	
2-Chlorotoluene	ND	0.15	1.0	ug/L	2	05/02/2016	05/03/2016 15:03	EPA 8260B	
4-Chlorotoluene	ND	0.15	1.0	ug/L	2	05/02/2016	05/03/2016 15:03	EPA 8260B	
1,2-Dibromo-3-chloropropane	ND	0.50	1.0	ug/L	2	05/02/2016	05/03/2016 15:03	EPA 8260B	
Dibromochloromethane	ND	0.18	1.0	ug/L	2	05/02/2016	05/03/2016 15:03	EPA 8260B	
1,2-Dibromoethane (EDB)	ND	0.26	1.0	ug/L	2	05/02/2016	05/03/2016 15:03	EPA 8260B	
Dibromomethane	ND	0.28	1.0	ug/L	2	05/02/2016	05/03/2016 15:03	EPA 8260B	
1,2-Dichlorobenzene	ND	0.15	1.0	ug/L	2	05/02/2016	05/03/2016 15:03	EPA 8260B	
1,4-Dichlorobenzene	ND	0.14	1.0	ug/L	2	05/02/2016	05/03/2016 15:03	EPA 8260B	
1,3-Dichlorobenzene	ND	0.19	1.0	ug/L	2	05/02/2016	05/03/2016 15:03	EPA 8260B	
Dichlorodifluoromethane	ND	0.22	1.0	ug/L	2	05/02/2016	05/03/2016 15:03	EPA 8260B	
1,1-Dichloroethane	ND	0.24	1.0	ug/L	2	05/02/2016	05/03/2016 15:03	EPA 8260B	
1,2-Dichloroethane	ND	0.16	1.0	ug/L	2	05/02/2016	05/03/2016 15:03	EPA 8260B	
trans-1,2-Dichloroethene	ND	0.22	1.0	ug/L	2	05/02/2016	05/03/2016 15:03	EPA 8260B	
cis-1,2-Dichloroethene	1.4	0.22	1.0	ug/L	2	05/02/2016	05/03/2016 15:03	EPA 8260B	D
1,1-Dichloroethene	ND	0.28	1.0	ug/L	2	05/02/2016	05/03/2016 15:03	EPA 8260B	
2,2-Dichloropropane	ND	0.28	1.0	ug/L	2	05/02/2016	05/03/2016 15:03	EPA 8260B	
1,2-Dichloropropane	ND	0.20	1.0	ug/L	2	05/02/2016	05/03/2016 15:03	EPA 8260B	
1,3-Dichloropropane	ND	0.22	1.0	ug/L	2	05/02/2016	05/03/2016 15:03	EPA 8260B	
cis-1,3-Dichloropropene	ND	0.12	1.0	ug/L	2	05/02/2016	05/03/2016 15:03	EPA 8260B	
trans-1,3-Dichloropropene	ND	0.19	1.0	ug/L	2	05/02/2016	05/03/2016 15:03	EPA 8260B	
1,1-Dichloropropene	ND	0.22	1.0	ug/L	2	05/02/2016	05/03/2016 15:03	EPA 8260B	
Diisopropyl Ether	ND	0.30	1.0	ug/L	2	05/02/2016	05/03/2016 15:03	EPA 8260B	



2525 Advance Road
Madison, WI 53718
608.221.8700 Phone
608.221.4889 Fax

Revised Report

TRC Environmental Corporation, Inc.
708 Heartland Trail, Ste 3000
Madison WI, 53717

Project: Madison Kipp Corp. Quarterly Sampling
Project Number: 243950.000001
Project Manager: Andrew Stehn

MP-16 (Port 2-143)

Date Sampled

A161711-02 (Water)

04/19/2016 13:55

Analyte	Result	Limit of Detection	Limit of Quantitation	Units	Dilution	Prepared	Analyzed	Method	Qualifiers
---------	--------	--------------------	-----------------------	-------	----------	----------	----------	--------	------------

ECCS

Volatile Organic Compounds by Method 8260 - Purge and Trap

Preparation Batch: A605008

Ethylbenzene	ND	0.11	1.0	ug/L	2	05/02/2016	05/03/2016 15:03	EPA 8260B	
Hexachlorobutadiene	ND	0.26	4.0	ug/L	2	05/02/2016	05/03/2016 15:03	EPA 8260B	
n-Hexane	ND	0.42	1.0	ug/L	2	05/02/2016	05/03/2016 15:03	EPA 8260B	
2-Hexanone	ND	1.9	40	ug/L	2	05/02/2016	05/03/2016 15:03	EPA 8260B	
Isopropylbenzene	ND	0.16	1.0	ug/L	2	05/02/2016	05/03/2016 15:03	EPA 8260B	
p-Isopropyltoluene	ND	0.17	1.0	ug/L	2	05/02/2016	05/03/2016 15:03	EPA 8260B	
Methylene chloride	ND	0.28	4.0	ug/L	2	05/02/2016	05/03/2016 15:03	EPA 8260B	
4-Methyl-2-pentanone	ND	1.5	40	ug/L	2	05/02/2016	05/03/2016 15:03	EPA 8260B	
Methyl t-Butyl Ether	ND	0.28	1.0	ug/L	2	05/02/2016	05/03/2016 15:03	EPA 8260B	
Naphthalene	ND	0.18	10	ug/L	2	05/02/2016	05/03/2016 15:03	EPA 8260B	
n-Propyl Benzene	ND	0.20	1.0	ug/L	2	05/02/2016	05/03/2016 15:03	EPA 8260B	
Styrene	ND	0.13	1.0	ug/L	2	05/02/2016	05/03/2016 15:03	EPA 8260B	
1,1,1,2-Tetrachloroethane	ND	0.22	1.0	ug/L	2	05/02/2016	05/03/2016 15:03	EPA 8260B	
1,1,2,2-Tetrachloroethane	ND	0.20	1.0	ug/L	2	05/02/2016	05/03/2016 15:03	EPA 8260B	
Tetrachloroethene	28	0.16	1.0	ug/L	2	05/02/2016	05/03/2016 15:03	EPA 8260B	D
Tetrahydrofuran	ND	2.4	20	ug/L	2	05/02/2016	05/03/2016 15:03	EPA 8260B	
Toluene	ND	0.11	1.0	ug/L	2	05/02/2016	05/03/2016 15:03	EPA 8260B	
1,2,3-Trichlorobenzene	ND	0.090	4.0	ug/L	2	05/02/2016	05/03/2016 15:03	EPA 8260B	
1,2,4-Trichlorobenzene	ND	0.15	4.0	ug/L	2	05/02/2016	05/03/2016 15:03	EPA 8260B	
1,1,1-Trichloroethane	ND	0.20	1.0	ug/L	2	05/02/2016	05/03/2016 15:03	EPA 8260B	
1,1,2-Trichloroethane	ND	0.20	1.0	ug/L	2	05/02/2016	05/03/2016 15:03	EPA 8260B	
Trichloroethene	5.0	0.12	1.0	ug/L	2	05/02/2016	05/03/2016 15:03	EPA 8260B	D
Trichlorofluoromethane	ND	0.26	1.0	ug/L	2	05/02/2016	05/03/2016 15:03	EPA 8260B	LC
1,2,3-Trichloropropane	ND	0.30	2.0	ug/L	2	05/02/2016	05/03/2016 15:03	EPA 8260B	
1,1,2-Trichlorotrifluoroethane	ND	0.26	1.0	ug/L	2	05/02/2016	05/03/2016 15:03	EPA 8260B	
1,3,5-Trimethylbenzene	ND	0.15	1.0	ug/L	2	05/02/2016	05/03/2016 15:03	EPA 8260B	
1,2,4-Trimethylbenzene	ND	0.12	1.0	ug/L	2	05/02/2016	05/03/2016 15:03	EPA 8260B	
Vinyl chloride	ND	0.32	1.0	ug/L	2	05/02/2016	05/03/2016 15:03	EPA 8260B	
m,p-Xylene	ND	0.11	2.0	ug/L	2	05/02/2016	05/03/2016 15:03	EPA 8260B	
o-Xylene	ND	0.12	1.0	ug/L	2	05/02/2016	05/03/2016 15:03	EPA 8260B	

Surrogate: Dibromofluoromethane

101 % 60-140

05/02/2016 05/03/2016 15:03

EPA 8260B

Surrogate: Toluene-d8

95.3 % 60-140

05/02/2016 05/03/2016 15:03

EPA 8260B

Surrogate: 4-Bromofluorobenzene

91.3 % 60-140

05/02/2016 05/03/2016 15:03

EPA 8260B



2525 Advance Road
Madison, WI 53718
608.221.8700 Phone
608.221.4889 Fax

Revised Report

TRC Environmental Corporation, Inc.
708 Heartland Trail, Ste 3000
Madison WI, 53717

Project: Madison Kipp Corp. Quarterly Sampling
Project Number: 243950.000001
Project Manager: Andrew Stehn

MW-25D2

Date Sampled
04/20/2016 09:44

A161711-03 (Water)

Analyte	Result	Limit of Detection	Limit of Quantitation	Units	Dilution	Prepared	Analyzed	Method	Qualifiers
---------	--------	--------------------	-----------------------	-------	----------	----------	----------	--------	------------

ECCS

Volatile Organic Compounds by Method 8260 - Purge and Trap

Preparation Batch: A605008

Analyte	Result	Limit of Detection	Limit of Quantitation	Units	Dilution	Prepared	Analyzed	Method	Qualifiers
Acetone	ND	3.4	20	ug/L	1	05/02/2016	05/02/2016 18:36	EPA 8260B	
Benzene	ND	0.089	0.50	ug/L	1	05/02/2016	05/02/2016 18:36	EPA 8260B	
Bromobenzene	ND	0.084	0.50	ug/L	1	05/02/2016	05/02/2016 18:36	EPA 8260B	
Bromochloromethane	ND	0.31	0.50	ug/L	1	05/02/2016	05/02/2016 18:36	EPA 8260B	
Bromodichloromethane	ND	0.077	0.50	ug/L	1	05/02/2016	05/02/2016 18:36	EPA 8260B	
Bromoform	ND	0.088	0.50	ug/L	1	05/02/2016	05/02/2016 18:36	EPA 8260B	
Bromomethane	ND	0.59	5.0	ug/L	1	05/02/2016	05/02/2016 18:36	EPA 8260B	
2-Butanone	ND	3.0	20	ug/L	1	05/02/2016	05/02/2016 18:36	EPA 8260B	
n-Butyl Benzene	ND	0.14	0.50	ug/L	1	05/02/2016	05/02/2016 18:36	EPA 8260B	
sec-Butyl Benzene	ND	0.13	0.50	ug/L	1	05/02/2016	05/02/2016 18:36	EPA 8260B	
tert-Butylbenzene	ND	0.12	0.50	ug/L	1	05/02/2016	05/02/2016 18:36	EPA 8260B	
Carbon disulfide	ND	0.053	0.50	ug/L	1	05/02/2016	05/02/2016 18:36	EPA 8260B	
Carbon tetrachloride	ND	0.038	0.50	ug/L	1	05/02/2016	05/02/2016 18:36	EPA 8260B	
Chlorobenzene	ND	0.073	0.50	ug/L	1	05/02/2016	05/02/2016 18:36	EPA 8260B	
Chloroethane	ND	0.25	5.0	ug/L	1	05/02/2016	05/02/2016 18:36	EPA 8260B	LC
Chloroform	ND	0.062	0.50	ug/L	1	05/02/2016	05/02/2016 18:36	EPA 8260B	
Chloromethane	ND	0.16	2.0	ug/L	1	05/02/2016	05/02/2016 18:36	EPA 8260B	
2-Chlorotoluene	ND	0.075	0.50	ug/L	1	05/02/2016	05/02/2016 18:36	EPA 8260B	
4-Chlorotoluene	ND	0.073	0.50	ug/L	1	05/02/2016	05/02/2016 18:36	EPA 8260B	
1,2-Dibromo-3-chloropropane	ND	0.25	0.50	ug/L	1	05/02/2016	05/02/2016 18:36	EPA 8260B	
Dibromochloromethane	ND	0.091	0.50	ug/L	1	05/02/2016	05/02/2016 18:36	EPA 8260B	
1,2-Dibromoethane (EDB)	ND	0.13	0.50	ug/L	1	05/02/2016	05/02/2016 18:36	EPA 8260B	
Dibromomethane	ND	0.14	0.50	ug/L	1	05/02/2016	05/02/2016 18:36	EPA 8260B	
1,2-Dichlorobenzene	ND	0.076	0.50	ug/L	1	05/02/2016	05/02/2016 18:36	EPA 8260B	
1,4-Dichlorobenzene	ND	0.070	0.50	ug/L	1	05/02/2016	05/02/2016 18:36	EPA 8260B	
1,3-Dichlorobenzene	ND	0.096	0.50	ug/L	1	05/02/2016	05/02/2016 18:36	EPA 8260B	
Dichlorodifluoromethane	ND	0.11	0.50	ug/L	1	05/02/2016	05/02/2016 18:36	EPA 8260B	
1,1-Dichloroethane	ND	0.12	0.50	ug/L	1	05/02/2016	05/02/2016 18:36	EPA 8260B	
1,2-Dichloroethane	ND	0.078	0.50	ug/L	1	05/02/2016	05/02/2016 18:36	EPA 8260B	
trans-1,2-Dichloroethene	ND	0.11	0.50	ug/L	1	05/02/2016	05/02/2016 18:36	EPA 8260B	
cis-1,2-Dichloroethene	ND	0.11	0.50	ug/L	1	05/02/2016	05/02/2016 18:36	EPA 8260B	
1,1-Dichloroethene	ND	0.14	0.50	ug/L	1	05/02/2016	05/02/2016 18:36	EPA 8260B	
2,2-Dichloropropane	ND	0.14	0.50	ug/L	1	05/02/2016	05/02/2016 18:36	EPA 8260B	
1,2-Dichloropropane	ND	0.10	0.50	ug/L	1	05/02/2016	05/02/2016 18:36	EPA 8260B	
1,3-Dichloropropane	ND	0.11	0.50	ug/L	1	05/02/2016	05/02/2016 18:36	EPA 8260B	
cis-1,3-Dichloropropene	ND	0.061	0.50	ug/L	1	05/02/2016	05/02/2016 18:36	EPA 8260B	
trans-1,3-Dichloropropene	ND	0.096	0.50	ug/L	1	05/02/2016	05/02/2016 18:36	EPA 8260B	
1,1-Dichloropropene	ND	0.11	0.50	ug/L	1	05/02/2016	05/02/2016 18:36	EPA 8260B	
Diisopropyl Ether	ND	0.15	0.50	ug/L	1	05/02/2016	05/02/2016 18:36	EPA 8260B	



2525 Advance Road
Madison, WI 53718
608.221.8700 Phone
608.221.4889 Fax

Revised Report

TRC Environmental Corporation, Inc.
708 Heartland Trail, Ste 3000
Madison WI, 53717

Project: Madison Kipp Corp. Quarterly Sampling
Project Number: 243950.000001
Project Manager: Andrew Stehn

MW-25D2

A161711-03 (Water)

Date Sampled
04/20/2016 09:44

Analyte	Result	Limit of Detection	Limit of Quantitation	Units	Dilution	Prepared	Analyzed	Method	Qualifiers
---------	--------	--------------------	-----------------------	-------	----------	----------	----------	--------	------------

ECCS

Volatile Organic Compounds by Method 8260 - Purge and Trap

Preparation Batch: A605008

Ethylbenzene	ND	0.054	0.50	ug/L	1	05/02/2016	05/02/2016 18:36	EPA 8260B	
Hexachlorobutadiene	ND	0.13	2.0	ug/L	1	05/02/2016	05/02/2016 18:36	EPA 8260B	
n-Hexane	ND	0.21	0.50	ug/L	1	05/02/2016	05/02/2016 18:36	EPA 8260B	
2-Hexanone	ND	0.95	20	ug/L	1	05/02/2016	05/02/2016 18:36	EPA 8260B	
Isopropylbenzene	ND	0.081	0.50	ug/L	1	05/02/2016	05/02/2016 18:36	EPA 8260B	
p-Isopropyltoluene	ND	0.085	0.50	ug/L	1	05/02/2016	05/02/2016 18:36	EPA 8260B	
Methylene chloride	ND	0.14	2.0	ug/L	1	05/02/2016	05/02/2016 18:36	EPA 8260B	
4-Methyl-2-pentanone	ND	0.77	20	ug/L	1	05/02/2016	05/02/2016 18:36	EPA 8260B	
Methyl t-Butyl Ether	ND	0.14	0.50	ug/L	1	05/02/2016	05/02/2016 18:36	EPA 8260B	
Naphthalene	ND	0.088	5.0	ug/L	1	05/02/2016	05/02/2016 18:36	EPA 8260B	
n-Propyl Benzene	ND	0.10	0.50	ug/L	1	05/02/2016	05/02/2016 18:36	EPA 8260B	
Styrene	ND	0.065	0.50	ug/L	1	05/02/2016	05/02/2016 18:36	EPA 8260B	
1,1,1,2-Tetrachloroethane	ND	0.11	0.50	ug/L	1	05/02/2016	05/02/2016 18:36	EPA 8260B	
1,1,2,2-Tetrachloroethane	ND	0.099	0.50	ug/L	1	05/02/2016	05/02/2016 18:36	EPA 8260B	
Tetrachloroethene	ND	0.081	0.50	ug/L	1	05/02/2016	05/02/2016 18:36	EPA 8260B	
Tetrahydrofuran	ND	1.2	10	ug/L	1	05/02/2016	05/02/2016 18:36	EPA 8260B	
Toluene	ND	0.053	0.50	ug/L	1	05/02/2016	05/02/2016 18:36	EPA 8260B	
1,2,3-Trichlorobenzene	ND	0.045	2.0	ug/L	1	05/02/2016	05/02/2016 18:36	EPA 8260B	
1,2,4-Trichlorobenzene	ND	0.077	2.0	ug/L	1	05/02/2016	05/02/2016 18:36	EPA 8260B	
1,1,1-Trichloroethane	ND	0.10	0.50	ug/L	1	05/02/2016	05/02/2016 18:36	EPA 8260B	
1,1,2-Trichloroethane	ND	0.10	0.50	ug/L	1	05/02/2016	05/02/2016 18:36	EPA 8260B	
Trichloroethene	ND	0.062	0.50	ug/L	1	05/02/2016	05/02/2016 18:36	EPA 8260B	
Trichlorofluoromethane	ND	0.13	0.50	ug/L	1	05/02/2016	05/02/2016 18:36	EPA 8260B	LC
1,2,3-Trichloropropane	ND	0.15	1.0	ug/L	1	05/02/2016	05/02/2016 18:36	EPA 8260B	
1,1,2-Trichlorotrifluoroethane	ND	0.13	0.50	ug/L	1	05/02/2016	05/02/2016 18:36	EPA 8260B	
1,3,5-Trimethylbenzene	ND	0.075	0.50	ug/L	1	05/02/2016	05/02/2016 18:36	EPA 8260B	
1,2,4-Trimethylbenzene	ND	0.060	0.50	ug/L	1	05/02/2016	05/02/2016 18:36	EPA 8260B	
Vinyl chloride	ND	0.16	0.50	ug/L	1	05/02/2016	05/02/2016 18:36	EPA 8260B	
m,p-Xylene	ND	0.057	1.0	ug/L	1	05/02/2016	05/02/2016 18:36	EPA 8260B	
o-Xylene	ND	0.058	0.50	ug/L	1	05/02/2016	05/02/2016 18:36	EPA 8260B	

Surrogate: Dibromofluoromethane	97.9 %	60-140	05/02/2016	05/02/2016 18:36	EPA 8260B
Surrogate: Toluene-d8	94.6 %	60-140	05/02/2016	05/02/2016 18:36	EPA 8260B
Surrogate: 4-Bromofluorobenzene	91.3 %	60-140	05/02/2016	05/02/2016 18:36	EPA 8260B



2525 Advance Road
 Madison, WI 53718
 608.221.8700 Phone
 608.221.4889 Fax

Revised Report

TRC Environmental Corporation, Inc.
 708 Heartland Trail, Ste 3000
 Madison WI, 53717

Project: Madison Kipp Corp. Quarterly Sampling
 Project Number: 243950.000001
 Project Manager: Andrew Stehn

MW-27D
A161711-04 (Water)

Date Sampled
04/20/2016 11:12

Analyte	Result	Limit of Detection	Limit of Quantitation	Units	Dilution	Prepared	Analyzed	Method	Qualifiers
---------	--------	--------------------	-----------------------	-------	----------	----------	----------	--------	------------

ECCS

Volatile Organic Compounds by Method 8260 - Purge and Trap

Preparation Batch: A605008

Acetone	ND	3.4	20	ug/L	1	05/02/2016	05/02/2016 19:05	EPA 8260B	
Benzene	ND	0.089	0.50	ug/L	1	05/02/2016	05/02/2016 19:05	EPA 8260B	
Bromobenzene	ND	0.084	0.50	ug/L	1	05/02/2016	05/02/2016 19:05	EPA 8260B	
Bromochloromethane	ND	0.31	0.50	ug/L	1	05/02/2016	05/02/2016 19:05	EPA 8260B	
Bromodichloromethane	ND	0.077	0.50	ug/L	1	05/02/2016	05/02/2016 19:05	EPA 8260B	
Bromoform	ND	0.088	0.50	ug/L	1	05/02/2016	05/02/2016 19:05	EPA 8260B	
Bromomethane	ND	0.59	5.0	ug/L	1	05/02/2016	05/02/2016 19:05	EPA 8260B	
2-Butanone	ND	3.0	20	ug/L	1	05/02/2016	05/02/2016 19:05	EPA 8260B	
n-Butyl Benzene	ND	0.14	0.50	ug/L	1	05/02/2016	05/02/2016 19:05	EPA 8260B	
sec-Butyl Benzene	ND	0.13	0.50	ug/L	1	05/02/2016	05/02/2016 19:05	EPA 8260B	
tert-Butylbenzene	ND	0.12	0.50	ug/L	1	05/02/2016	05/02/2016 19:05	EPA 8260B	
Carbon disulfide	ND	0.053	0.50	ug/L	1	05/02/2016	05/02/2016 19:05	EPA 8260B	
Carbon tetrachloride	ND	0.038	0.50	ug/L	1	05/02/2016	05/02/2016 19:05	EPA 8260B	
Chlorobenzene	ND	0.073	0.50	ug/L	1	05/02/2016	05/02/2016 19:05	EPA 8260B	
Chloroethane	ND	0.25	5.0	ug/L	1	05/02/2016	05/02/2016 19:05	EPA 8260B	LC
Chloroform	ND	0.062	0.50	ug/L	1	05/02/2016	05/02/2016 19:05	EPA 8260B	
Chloromethane	ND	0.16	2.0	ug/L	1	05/02/2016	05/02/2016 19:05	EPA 8260B	
2-Chlorotoluene	ND	0.075	0.50	ug/L	1	05/02/2016	05/02/2016 19:05	EPA 8260B	
4-Chlorotoluene	ND	0.073	0.50	ug/L	1	05/02/2016	05/02/2016 19:05	EPA 8260B	
1,2-Dibromo-3-chloropropane	ND	0.25	0.50	ug/L	1	05/02/2016	05/02/2016 19:05	EPA 8260B	
Dibromochloromethane	ND	0.091	0.50	ug/L	1	05/02/2016	05/02/2016 19:05	EPA 8260B	
1,2-Dibromoethane (EDB)	ND	0.13	0.50	ug/L	1	05/02/2016	05/02/2016 19:05	EPA 8260B	
Dibromomethane	ND	0.14	0.50	ug/L	1	05/02/2016	05/02/2016 19:05	EPA 8260B	
1,2-Dichlorobenzene	ND	0.076	0.50	ug/L	1	05/02/2016	05/02/2016 19:05	EPA 8260B	
1,4-Dichlorobenzene	ND	0.070	0.50	ug/L	1	05/02/2016	05/02/2016 19:05	EPA 8260B	
1,3-Dichlorobenzene	ND	0.096	0.50	ug/L	1	05/02/2016	05/02/2016 19:05	EPA 8260B	
Dichlorodifluoromethane	ND	0.11	0.50	ug/L	1	05/02/2016	05/02/2016 19:05	EPA 8260B	
1,1-Dichloroethane	ND	0.12	0.50	ug/L	1	05/02/2016	05/02/2016 19:05	EPA 8260B	
1,2-Dichloroethane	ND	0.078	0.50	ug/L	1	05/02/2016	05/02/2016 19:05	EPA 8260B	
trans-1,2-Dichloroethene	0.16	0.11	0.50	ug/L	1	05/02/2016	05/02/2016 19:05	EPA 8260B	J
cis-1,2-Dichloroethene	1.7	0.11	0.50	ug/L	1	05/02/2016	05/02/2016 19:05	EPA 8260B	
1,1-Dichloroethene	ND	0.14	0.50	ug/L	1	05/02/2016	05/02/2016 19:05	EPA 8260B	
2,2-Dichloropropane	ND	0.14	0.50	ug/L	1	05/02/2016	05/02/2016 19:05	EPA 8260B	
1,2-Dichloropropane	ND	0.10	0.50	ug/L	1	05/02/2016	05/02/2016 19:05	EPA 8260B	
1,3-Dichloropropane	ND	0.11	0.50	ug/L	1	05/02/2016	05/02/2016 19:05	EPA 8260B	
cis-1,3-Dichloropropene	ND	0.061	0.50	ug/L	1	05/02/2016	05/02/2016 19:05	EPA 8260B	
trans-1,3-Dichloropropene	ND	0.096	0.50	ug/L	1	05/02/2016	05/02/2016 19:05	EPA 8260B	
1,1-Dichloropropene	ND	0.11	0.50	ug/L	1	05/02/2016	05/02/2016 19:05	EPA 8260B	
Diisopropyl Ether	ND	0.15	0.50	ug/L	1	05/02/2016	05/02/2016 19:05	EPA 8260B	
Ethylbenzene	ND	0.054	0.50	ug/L	1	05/02/2016	05/02/2016 19:05	EPA 8260B	



2525 Advance Road
Madison, WI 53718
608.221.8700 Phone
608.221.4889 Fax

Revised Report

TRC Environmental Corporation, Inc.
708 Heartland Trail, Ste 3000
Madison WI, 53717

Project: Madison Kipp Corp. Quarterly Sampling
Project Number: 243950.000001
Project Manager: Andrew Stehn

MW-27D
A161711-04 (Water)

Date Sampled
04/20/2016 11:12

Analyte	Result	Limit of Detection	Limit of Quantitation	Units	Dilution	Prepared	Analyzed	Method	Qualifiers
---------	--------	--------------------	-----------------------	-------	----------	----------	----------	--------	------------

ECCS

Volatile Organic Compounds by Method 8260 - Purge and Trap

Preparation Batch: A605008

Hexachlorobutadiene	ND	0.13	2.0	ug/L	1	05/02/2016	05/02/2016 19:05	EPA 8260B	
n-Hexane	ND	0.21	0.50	ug/L	1	05/02/2016	05/02/2016 19:05	EPA 8260B	
2-Hexanone	ND	0.95	20	ug/L	1	05/02/2016	05/02/2016 19:05	EPA 8260B	
Isopropylbenzene	ND	0.081	0.50	ug/L	1	05/02/2016	05/02/2016 19:05	EPA 8260B	
p-Isopropyltoluene	ND	0.085	0.50	ug/L	1	05/02/2016	05/02/2016 19:05	EPA 8260B	
Methylene chloride	ND	0.14	2.0	ug/L	1	05/02/2016	05/02/2016 19:05	EPA 8260B	
4-Methyl-2-pentanone	ND	0.77	20	ug/L	1	05/02/2016	05/02/2016 19:05	EPA 8260B	
Methyl t-Butyl Ether	0.68	0.14	0.50	ug/L	1	05/02/2016	05/02/2016 19:05	EPA 8260B	
Naphthalene	ND	0.088	5.0	ug/L	1	05/02/2016	05/02/2016 19:05	EPA 8260B	
n-Propyl Benzene	ND	0.10	0.50	ug/L	1	05/02/2016	05/02/2016 19:05	EPA 8260B	
Styrene	ND	0.065	0.50	ug/L	1	05/02/2016	05/02/2016 19:05	EPA 8260B	
1,1,1,2-Tetrachloroethane	ND	0.11	0.50	ug/L	1	05/02/2016	05/02/2016 19:05	EPA 8260B	
1,1,2,2-Tetrachloroethane	ND	0.099	0.50	ug/L	1	05/02/2016	05/02/2016 19:05	EPA 8260B	
Tetrachloroethene	3.4	0.081	0.50	ug/L	1	05/02/2016	05/02/2016 19:05	EPA 8260B	
Tetrahydrofuran	ND	1.2	10	ug/L	1	05/02/2016	05/02/2016 19:05	EPA 8260B	
Toluene	ND	0.053	0.50	ug/L	1	05/02/2016	05/02/2016 19:05	EPA 8260B	
1,2,3-Trichlorobenzene	ND	0.045	2.0	ug/L	1	05/02/2016	05/02/2016 19:05	EPA 8260B	
1,2,4-Trichlorobenzene	ND	0.077	2.0	ug/L	1	05/02/2016	05/02/2016 19:05	EPA 8260B	
1,1,1-Trichloroethane	ND	0.10	0.50	ug/L	1	05/02/2016	05/02/2016 19:05	EPA 8260B	
1,1,2-Trichloroethane	ND	0.10	0.50	ug/L	1	05/02/2016	05/02/2016 19:05	EPA 8260B	
Trichloroethene	2.6	0.062	0.50	ug/L	1	05/02/2016	05/02/2016 19:05	EPA 8260B	
Trichlorofluoromethane	ND	0.13	0.50	ug/L	1	05/02/2016	05/02/2016 19:05	EPA 8260B	LC
1,2,3-Trichloropropane	ND	0.15	1.0	ug/L	1	05/02/2016	05/02/2016 19:05	EPA 8260B	
1,1,2-Trichlorotrifluoroethane	ND	0.13	0.50	ug/L	1	05/02/2016	05/02/2016 19:05	EPA 8260B	
1,3,5-Trimethylbenzene	ND	0.075	0.50	ug/L	1	05/02/2016	05/02/2016 19:05	EPA 8260B	
1,2,4-Trimethylbenzene	ND	0.060	0.50	ug/L	1	05/02/2016	05/02/2016 19:05	EPA 8260B	
Vinyl chloride	ND	0.16	0.50	ug/L	1	05/02/2016	05/02/2016 19:05	EPA 8260B	
m,p-Xylene	ND	0.057	1.0	ug/L	1	05/02/2016	05/02/2016 19:05	EPA 8260B	
o-Xylene	ND	0.058	0.50	ug/L	1	05/02/2016	05/02/2016 19:05	EPA 8260B	
Surrogate: Dibromofluoromethane			101 %	60-140		05/02/2016	05/02/2016 19:05	EPA 8260B	
Surrogate: Toluene-d8			93.3 %	60-140		05/02/2016	05/02/2016 19:05	EPA 8260B	
Surrogate: 4-Bromofluorobenzene			91.9 %	60-140		05/02/2016	05/02/2016 19:05	EPA 8260B	

Revised Report

TRC Environmental Corporation, Inc.
708 Heartland Trail, Ste 3000
Madison WI, 53717

Project: Madison Kipp Corp. Quarterly Sampling
Project Number: 243950.000001
Project Manager: Andrew Stehn

MW-9D2
A161711-05 (Water)

Date Sampled
04/20/2016 12:36

Analyte	Result	Limit of Detection	Limit of Quantitation	Units	Dilution	Prepared	Analyzed	Method	Qualifiers
---------	--------	--------------------	-----------------------	-------	----------	----------	----------	--------	------------

ECCS

Volatile Organic Compounds by Method 8260 - Purge and Trap

Preparation Batch: A605008

Analyte	Result	Limit of Detection	Limit of Quantitation	Units	Dilution	Prepared	Analyzed	Method	Qualifiers
Acetone	ND	3.4	20	ug/L	1	05/02/2016	05/02/2016 19:35	EPA 8260B	
Benzene	ND	0.089	0.50	ug/L	1	05/02/2016	05/02/2016 19:35	EPA 8260B	
Bromobenzene	ND	0.084	0.50	ug/L	1	05/02/2016	05/02/2016 19:35	EPA 8260B	
Bromochloromethane	ND	0.31	0.50	ug/L	1	05/02/2016	05/02/2016 19:35	EPA 8260B	
Bromodichloromethane	ND	0.077	0.50	ug/L	1	05/02/2016	05/02/2016 19:35	EPA 8260B	
Bromoform	ND	0.088	0.50	ug/L	1	05/02/2016	05/02/2016 19:35	EPA 8260B	
Bromomethane	ND	0.59	5.0	ug/L	1	05/02/2016	05/02/2016 19:35	EPA 8260B	
2-Butanone	ND	3.0	20	ug/L	1	05/02/2016	05/02/2016 19:35	EPA 8260B	
n-Butyl Benzene	ND	0.14	0.50	ug/L	1	05/02/2016	05/02/2016 19:35	EPA 8260B	
sec-Butyl Benzene	ND	0.13	0.50	ug/L	1	05/02/2016	05/02/2016 19:35	EPA 8260B	
tert-Butylbenzene	ND	0.12	0.50	ug/L	1	05/02/2016	05/02/2016 19:35	EPA 8260B	
Carbon disulfide	ND	0.053	0.50	ug/L	1	05/02/2016	05/02/2016 19:35	EPA 8260B	
Carbon tetrachloride	ND	0.038	0.50	ug/L	1	05/02/2016	05/02/2016 19:35	EPA 8260B	
Chlorobenzene	ND	0.073	0.50	ug/L	1	05/02/2016	05/02/2016 19:35	EPA 8260B	
Chloroethane	ND	0.25	5.0	ug/L	1	05/02/2016	05/02/2016 19:35	EPA 8260B	LC
Chloroform	ND	0.062	0.50	ug/L	1	05/02/2016	05/02/2016 19:35	EPA 8260B	
Chloromethane	ND	0.16	2.0	ug/L	1	05/02/2016	05/02/2016 19:35	EPA 8260B	
2-Chlorotoluene	ND	0.075	0.50	ug/L	1	05/02/2016	05/02/2016 19:35	EPA 8260B	
4-Chlorotoluene	ND	0.073	0.50	ug/L	1	05/02/2016	05/02/2016 19:35	EPA 8260B	
1,2-Dibromo-3-chloropropane	ND	0.25	0.50	ug/L	1	05/02/2016	05/02/2016 19:35	EPA 8260B	
Dibromochloromethane	ND	0.091	0.50	ug/L	1	05/02/2016	05/02/2016 19:35	EPA 8260B	
1,2-Dibromoethane (EDB)	ND	0.13	0.50	ug/L	1	05/02/2016	05/02/2016 19:35	EPA 8260B	
Dibromomethane	ND	0.14	0.50	ug/L	1	05/02/2016	05/02/2016 19:35	EPA 8260B	
1,2-Dichlorobenzene	ND	0.076	0.50	ug/L	1	05/02/2016	05/02/2016 19:35	EPA 8260B	
1,4-Dichlorobenzene	ND	0.070	0.50	ug/L	1	05/02/2016	05/02/2016 19:35	EPA 8260B	
1,3-Dichlorobenzene	ND	0.096	0.50	ug/L	1	05/02/2016	05/02/2016 19:35	EPA 8260B	
Dichlorodifluoromethane	0.36	0.11	0.50	ug/L	1	05/02/2016	05/02/2016 19:35	EPA 8260B	J
1,1-Dichloroethane	ND	0.12	0.50	ug/L	1	05/02/2016	05/02/2016 19:35	EPA 8260B	
1,2-Dichloroethane	ND	0.078	0.50	ug/L	1	05/02/2016	05/02/2016 19:35	EPA 8260B	
trans-1,2-Dichloroethene	0.61	0.11	0.50	ug/L	1	05/02/2016	05/02/2016 19:35	EPA 8260B	
cis-1,2-Dichloroethene	34	0.11	0.50	ug/L	1	05/02/2016	05/02/2016 19:35	EPA 8260B	
1,1-Dichloroethene	ND	0.14	0.50	ug/L	1	05/02/2016	05/02/2016 19:35	EPA 8260B	
2,2-Dichloropropane	ND	0.14	0.50	ug/L	1	05/02/2016	05/02/2016 19:35	EPA 8260B	
1,2-Dichloropropane	ND	0.10	0.50	ug/L	1	05/02/2016	05/02/2016 19:35	EPA 8260B	
1,3-Dichloropropane	ND	0.11	0.50	ug/L	1	05/02/2016	05/02/2016 19:35	EPA 8260B	
cis-1,3-Dichloropropene	ND	0.061	0.50	ug/L	1	05/02/2016	05/02/2016 19:35	EPA 8260B	
trans-1,3-Dichloropropene	ND	0.096	0.50	ug/L	1	05/02/2016	05/02/2016 19:35	EPA 8260B	
1,1-Dichloropropene	ND	0.11	0.50	ug/L	1	05/02/2016	05/02/2016 19:35	EPA 8260B	
Diisopropyl Ether	ND	0.15	0.50	ug/L	1	05/02/2016	05/02/2016 19:35	EPA 8260B	
Ethylbenzene	ND	0.054	0.50	ug/L	1	05/02/2016	05/02/2016 19:35	EPA 8260B	



2525 Advance Road
Madison, WI 53718
608.221.8700 Phone
608.221.4889 Fax

Revised Report

TRC Environmental Corporation, Inc.
708 Heartland Trail, Ste 3000
Madison WI, 53717

Project: Madison Kipp Corp. Quarterly Sampling
Project Number: 243950.000001
Project Manager: Andrew Stehn

MW-9D2
A161711-05 (Water)

Date Sampled
04/20/2016 12:36

Analyte	Result	Limit of Detection	Limit of Quantitation	Units	Dilution	Prepared	Analyzed	Method	Qualifiers
---------	--------	--------------------	-----------------------	-------	----------	----------	----------	--------	------------

ECCS

Volatile Organic Compounds by Method 8260 - Purge and Trap

Preparation Batch: A605008

Hexachlorobutadiene	ND	0.13	2.0	ug/L	1	05/02/2016	05/02/2016 19:35	EPA 8260B	
n-Hexane	ND	0.21	0.50	ug/L	1	05/02/2016	05/02/2016 19:35	EPA 8260B	
2-Hexanone	ND	0.95	20	ug/L	1	05/02/2016	05/02/2016 19:35	EPA 8260B	
Isopropylbenzene	ND	0.081	0.50	ug/L	1	05/02/2016	05/02/2016 19:35	EPA 8260B	
p-Isopropyltoluene	ND	0.085	0.50	ug/L	1	05/02/2016	05/02/2016 19:35	EPA 8260B	
Methylene chloride	ND	0.14	2.0	ug/L	1	05/02/2016	05/02/2016 19:35	EPA 8260B	
4-Methyl-2-pentanone	ND	0.77	20	ug/L	1	05/02/2016	05/02/2016 19:35	EPA 8260B	
Methyl t-Butyl Ether	21	0.14	0.50	ug/L	1	05/02/2016	05/02/2016 19:35	EPA 8260B	
Naphthalene	ND	0.088	5.0	ug/L	1	05/02/2016	05/02/2016 19:35	EPA 8260B	
n-Propyl Benzene	ND	0.10	0.50	ug/L	1	05/02/2016	05/02/2016 19:35	EPA 8260B	
Styrene	ND	0.065	0.50	ug/L	1	05/02/2016	05/02/2016 19:35	EPA 8260B	
1,1,1,2-Tetrachloroethane	ND	0.11	0.50	ug/L	1	05/02/2016	05/02/2016 19:35	EPA 8260B	
1,1,2,2-Tetrachloroethane	ND	0.099	0.50	ug/L	1	05/02/2016	05/02/2016 19:35	EPA 8260B	
Tetrachloroethene	58	0.32	2.0	ug/L	4	05/02/2016	05/03/2016 21:25	EPA 8260B	D
Tetrahydrofuran	ND	1.2	10	ug/L	1	05/02/2016	05/02/2016 19:35	EPA 8260B	
Toluene	ND	0.053	0.50	ug/L	1	05/02/2016	05/02/2016 19:35	EPA 8260B	
1,2,3-Trichlorobenzene	ND	0.045	2.0	ug/L	1	05/02/2016	05/02/2016 19:35	EPA 8260B	
1,2,4-Trichlorobenzene	ND	0.077	2.0	ug/L	1	05/02/2016	05/02/2016 19:35	EPA 8260B	
1,1,1-Trichloroethane	ND	0.10	0.50	ug/L	1	05/02/2016	05/02/2016 19:35	EPA 8260B	
1,1,2-Trichloroethane	ND	0.10	0.50	ug/L	1	05/02/2016	05/02/2016 19:35	EPA 8260B	
Trichloroethene	13	0.062	0.50	ug/L	1	05/02/2016	05/02/2016 19:35	EPA 8260B	
Trichlorofluoromethane	ND	0.13	0.50	ug/L	1	05/02/2016	05/02/2016 19:35	EPA 8260B	LC
1,2,3-Trichloropropane	ND	0.15	1.0	ug/L	1	05/02/2016	05/02/2016 19:35	EPA 8260B	
1,1,2-Trichlorotrifluoroethane	ND	0.13	0.50	ug/L	1	05/02/2016	05/02/2016 19:35	EPA 8260B	
1,3,5-Trimethylbenzene	ND	0.075	0.50	ug/L	1	05/02/2016	05/02/2016 19:35	EPA 8260B	
1,2,4-Trimethylbenzene	ND	0.060	0.50	ug/L	1	05/02/2016	05/02/2016 19:35	EPA 8260B	
Vinyl chloride	ND	0.16	0.50	ug/L	1	05/02/2016	05/02/2016 19:35	EPA 8260B	
m,p-Xylene	ND	0.057	1.0	ug/L	1	05/02/2016	05/02/2016 19:35	EPA 8260B	
o-Xylene	ND	0.058	0.50	ug/L	1	05/02/2016	05/02/2016 19:35	EPA 8260B	
<i>Surrogate: Dibromofluoromethane</i>			104 %	60-140		05/02/2016	05/02/2016 19:35	EPA 8260B	
<i>Surrogate: Toluene-d8</i>			94.8 %	60-140		05/02/2016	05/02/2016 19:35	EPA 8260B	
<i>Surrogate: 4-Bromofluorobenzene</i>			92.8 %	60-140		05/02/2016	05/02/2016 19:35	EPA 8260B	



2525 Advance Road
Madison, WI 53718
608.221.8700 Phone
608.221.4889 Fax

Revised Report

TRC Environmental Corporation, Inc.
708 Heartland Trail, Ste 3000
Madison WI, 53717

Project: Madison Kipp Corp. Quarterly Sampling
Project Number: 243950.000001
Project Manager: Andrew Stehn

MW-6D

Date Sampled

A161711-06 (Water)

04/20/2016 14:07

Analyte	Result	Limit of Detection	Limit of Quantitation	Units	Dilution	Prepared	Analyzed	Method	Qualifiers
---------	--------	--------------------	-----------------------	-------	----------	----------	----------	--------	------------

ECCS

Volatile Organic Compounds by Method 8260 - Purge and Trap

Preparation Batch: A605008

Analyte	Result	Limit of Detection	Limit of Quantitation	Units	Dilution	Prepared	Analyzed	Method	Qualifiers
Acetone	ND	170	1000	ug/L	50	05/02/2016	05/03/2016 15:58	EPA 8260B	
Benzene	810	4.5	25	ug/L	50	05/02/2016	05/03/2016 15:58	EPA 8260B	D
Bromobenzene	ND	4.2	25	ug/L	50	05/02/2016	05/03/2016 15:58	EPA 8260B	
Bromochloromethane	ND	16	25	ug/L	50	05/02/2016	05/03/2016 15:58	EPA 8260B	
Bromodichloromethane	ND	3.9	25	ug/L	50	05/02/2016	05/03/2016 15:58	EPA 8260B	
Bromoform	ND	4.4	25	ug/L	50	05/02/2016	05/03/2016 15:58	EPA 8260B	
Bromomethane	ND	30	250	ug/L	50	05/02/2016	05/03/2016 15:58	EPA 8260B	
2-Butanone	ND	150	1000	ug/L	50	05/02/2016	05/03/2016 15:58	EPA 8260B	
n-Butyl Benzene	ND	7.0	25	ug/L	50	05/02/2016	05/03/2016 15:58	EPA 8260B	
sec-Butyl Benzene	ND	6.5	25	ug/L	50	05/02/2016	05/03/2016 15:58	EPA 8260B	
tert-Butylbenzene	ND	6.0	25	ug/L	50	05/02/2016	05/03/2016 15:58	EPA 8260B	
Carbon disulfide	ND	2.7	25	ug/L	50	05/02/2016	05/03/2016 15:58	EPA 8260B	
Carbon tetrachloride	ND	1.9	25	ug/L	50	05/02/2016	05/03/2016 15:58	EPA 8260B	
Chlorobenzene	ND	3.7	25	ug/L	50	05/02/2016	05/03/2016 15:58	EPA 8260B	
Chloroethane	ND	13	250	ug/L	50	05/02/2016	05/03/2016 15:58	EPA 8260B	LC
Chloroform	5.5	3.1	25	ug/L	50	05/02/2016	05/03/2016 15:58	EPA 8260B	B, J, D
Chloromethane	ND	8.0	100	ug/L	50	05/02/2016	05/03/2016 15:58	EPA 8260B	
2-Chlorotoluene	ND	3.8	25	ug/L	50	05/02/2016	05/03/2016 15:58	EPA 8260B	
4-Chlorotoluene	ND	3.7	25	ug/L	50	05/02/2016	05/03/2016 15:58	EPA 8260B	
1,2-Dibromo-3-chloropropane	ND	13	25	ug/L	50	05/02/2016	05/03/2016 15:58	EPA 8260B	
Dibromochloromethane	ND	4.6	25	ug/L	50	05/02/2016	05/03/2016 15:58	EPA 8260B	
1,2-Dibromoethane (EDB)	ND	6.5	25	ug/L	50	05/02/2016	05/03/2016 15:58	EPA 8260B	
Dibromomethane	ND	7.0	25	ug/L	50	05/02/2016	05/03/2016 15:58	EPA 8260B	
1,2-Dichlorobenzene	ND	3.8	25	ug/L	50	05/02/2016	05/03/2016 15:58	EPA 8260B	
1,4-Dichlorobenzene	ND	3.5	25	ug/L	50	05/02/2016	05/03/2016 15:58	EPA 8260B	
1,3-Dichlorobenzene	ND	4.8	25	ug/L	50	05/02/2016	05/03/2016 15:58	EPA 8260B	
Dichlorodifluoromethane	ND	5.5	25	ug/L	50	05/02/2016	05/03/2016 15:58	EPA 8260B	
1,1-Dichloroethane	ND	6.0	25	ug/L	50	05/02/2016	05/03/2016 15:58	EPA 8260B	
1,2-Dichloroethane	ND	3.9	25	ug/L	50	05/02/2016	05/03/2016 15:58	EPA 8260B	
trans-1,2-Dichloroethene	ND	5.5	25	ug/L	50	05/02/2016	05/03/2016 15:58	EPA 8260B	
cis-1,2-Dichloroethene	ND	5.5	25	ug/L	50	05/02/2016	05/03/2016 15:58	EPA 8260B	
1,1-Dichloroethene	ND	7.0	25	ug/L	50	05/02/2016	05/03/2016 15:58	EPA 8260B	
2,2-Dichloropropane	ND	7.0	25	ug/L	50	05/02/2016	05/03/2016 15:58	EPA 8260B	
1,2-Dichloropropane	ND	5.0	25	ug/L	50	05/02/2016	05/03/2016 15:58	EPA 8260B	
1,3-Dichloropropane	ND	5.5	25	ug/L	50	05/02/2016	05/03/2016 15:58	EPA 8260B	
cis-1,3-Dichloropropene	ND	3.1	25	ug/L	50	05/02/2016	05/03/2016 15:58	EPA 8260B	
trans-1,3-Dichloropropene	ND	4.8	25	ug/L	50	05/02/2016	05/03/2016 15:58	EPA 8260B	
1,1-Dichloropropene	ND	5.5	25	ug/L	50	05/02/2016	05/03/2016 15:58	EPA 8260B	
Diisopropyl Ether	ND	7.5	25	ug/L	50	05/02/2016	05/03/2016 15:58	EPA 8260B	
Ethylbenzene	6.0	2.7	25	ug/L	50	05/02/2016	05/03/2016 15:58	EPA 8260B	J, D



2525 Advance Road
 Madison, WI 53718
 608.221.8700 Phone
 608.221.4889 Fax

Revised Report

TRC Environmental Corporation, Inc.
 708 Heartland Trail, Ste 3000
 Madison WI, 53717

Project: Madison Kipp Corp. Quarterly Sampling
 Project Number: 243950.000001
 Project Manager: Andrew Stehn

MW-6D

Date Sampled

A161711-06 (Water)

04/20/2016 14:07

Analyte	Result	Limit of Detection	Limit of Quantitation	Units	Dilution	Prepared	Analyzed	Method	Qualifiers
---------	--------	--------------------	-----------------------	-------	----------	----------	----------	--------	------------

ECCS

Volatile Organic Compounds by Method 8260 - Purge and Trap

Preparation Batch: A605008

Hexachlorobutadiene	ND	6.5	100	ug/L	50	05/02/2016	05/03/2016 15:58	EPA 8260B	
n-Hexane	ND	11	25	ug/L	50	05/02/2016	05/03/2016 15:58	EPA 8260B	
2-Hexanone	ND	48	1000	ug/L	50	05/02/2016	05/03/2016 15:58	EPA 8260B	
Isopropylbenzene	22	4.1	25	ug/L	50	05/02/2016	05/03/2016 15:58	EPA 8260B	J, D
p-Isopropyltoluene	ND	4.3	25	ug/L	50	05/02/2016	05/03/2016 15:58	EPA 8260B	
Methylene chloride	ND	7.0	100	ug/L	50	05/02/2016	05/03/2016 15:58	EPA 8260B	
4-Methyl-2-pentanone	ND	39	1000	ug/L	50	05/02/2016	05/03/2016 15:58	EPA 8260B	
Methyl t-Butyl Ether	ND	7.0	25	ug/L	50	05/02/2016	05/03/2016 15:58	EPA 8260B	
Naphthalene	7.0	4.4	250	ug/L	50	05/02/2016	05/03/2016 15:58	EPA 8260B	B, J, D
n-Propyl Benzene	10	5.0	25	ug/L	50	05/02/2016	05/03/2016 15:58	EPA 8260B	J, D
Styrene	ND	3.3	25	ug/L	50	05/02/2016	05/03/2016 15:58	EPA 8260B	
1,1,1,2-Tetrachloroethane	ND	5.5	25	ug/L	50	05/02/2016	05/03/2016 15:58	EPA 8260B	
1,1,2,2-Tetrachloroethane	ND	5.0	25	ug/L	50	05/02/2016	05/03/2016 15:58	EPA 8260B	
Tetrachloroethene	ND	4.1	25	ug/L	50	05/02/2016	05/03/2016 15:58	EPA 8260B	
Tetrahydrofuran	ND	60	500	ug/L	50	05/02/2016	05/03/2016 15:58	EPA 8260B	
Toluene	23	2.7	25	ug/L	50	05/02/2016	05/03/2016 15:58	EPA 8260B	J, D
1,2,3-Trichlorobenzene	ND	2.3	100	ug/L	50	05/02/2016	05/03/2016 15:58	EPA 8260B	
1,2,4-Trichlorobenzene	ND	3.9	100	ug/L	50	05/02/2016	05/03/2016 15:58	EPA 8260B	
1,1,1-Trichloroethane	ND	5.0	25	ug/L	50	05/02/2016	05/03/2016 15:58	EPA 8260B	
1,1,2-Trichloroethane	ND	5.0	25	ug/L	50	05/02/2016	05/03/2016 15:58	EPA 8260B	
Trichloroethene	24	3.1	25	ug/L	50	05/02/2016	05/03/2016 15:58	EPA 8260B	J, D
Trichlorofluoromethane	ND	6.5	25	ug/L	50	05/02/2016	05/03/2016 15:58	EPA 8260B	LC
1,2,3-Trichloropropane	ND	7.5	50	ug/L	50	05/02/2016	05/03/2016 15:58	EPA 8260B	
1,1,2-Trichlorotrifluoroethane	ND	6.5	25	ug/L	50	05/02/2016	05/03/2016 15:58	EPA 8260B	
1,3,5-Trimethylbenzene	ND	3.8	25	ug/L	50	05/02/2016	05/03/2016 15:58	EPA 8260B	
1,2,4-Trimethylbenzene	15	3.0	25	ug/L	50	05/02/2016	05/03/2016 15:58	EPA 8260B	J, D
Vinyl chloride	ND	8.0	25	ug/L	50	05/02/2016	05/03/2016 15:58	EPA 8260B	
m,p-Xylene	22	2.9	50	ug/L	50	05/02/2016	05/03/2016 15:58	EPA 8260B	J, D
o-Xylene	ND	2.9	25	ug/L	50	05/02/2016	05/03/2016 15:58	EPA 8260B	

Surrogate: Dibromofluoromethane		104 %	60-140		05/02/2016	05/03/2016 15:58	EPA 8260B
Surrogate: Toluene-d8		96.3 %	60-140		05/02/2016	05/03/2016 15:58	EPA 8260B
Surrogate: 4-Bromofluorobenzene		91.7 %	60-140		05/02/2016	05/03/2016 15:58	EPA 8260B



2525 Advance Road
Madison, WI 53718
608.221.8700 Phone
608.221.4889 Fax

Revised Report

TRC Environmental Corporation, Inc.
708 Heartland Trail, Ste 3000
Madison WI, 53717

Project: Madison Kipp Corp. Quarterly Sampling
Project Number: 243950.000001
Project Manager: Andrew Stehn

MW-17

A161711-07 (Water)

Date Sampled
04/20/2016 15:12

Table with 10 columns: Analyte, Result, Limit of Detection, Limit of Quantitation, Units, Dilution, Prepared, Analyzed, Method, Qualifiers

ECCS

Volatile Organic Compounds by Method 8260 - Purge and Trap

Preparation Batch: A605008

Main data table with 10 columns: Analyte, Result, Limit of Detection, Limit of Quantitation, Units, Dilution, Prepared, Analyzed, Method, Qualifiers. Lists various organic compounds and their detection results.



2525 Advance Road
 Madison, WI 53718
 608.221.8700 Phone
 608.221.4889 Fax

Revised Report

TRC Environmental Corporation, Inc.
 708 Heartland Trail, Ste 3000
 Madison WI, 53717

Project: Madison Kipp Corp. Quarterly Sampling
 Project Number: 243950.000001
 Project Manager: Andrew Stehn

MW-17
 A161711-07 (Water)

Date Sampled
 04/20/2016 15:12

Analyte	Result	Limit of Detection	Limit of Quantitation	Units	Dilution	Prepared	Analyzed	Method	Qualifiers
---------	--------	--------------------	-----------------------	-------	----------	----------	----------	--------	------------

ECCS

Volatile Organic Compounds by Method 8260 - Purge and Trap

Preparation Batch: A605008

Ethylbenzene	ND	5.4	50	ug/L	100	05/02/2016	05/03/2016 16:25	EPA 8260B	
Hexachlorobutadiene	ND	13	200	ug/L	100	05/02/2016	05/03/2016 16:25	EPA 8260B	
n-Hexane	ND	21	50	ug/L	100	05/02/2016	05/03/2016 16:25	EPA 8260B	
2-Hexanone	ND	95	2000	ug/L	100	05/02/2016	05/03/2016 16:25	EPA 8260B	
Isopropylbenzene	ND	8.1	50	ug/L	100	05/02/2016	05/03/2016 16:25	EPA 8260B	
p-Isopropyltoluene	ND	8.5	50	ug/L	100	05/02/2016	05/03/2016 16:25	EPA 8260B	
Methylene chloride	ND	14	200	ug/L	100	05/02/2016	05/03/2016 16:25	EPA 8260B	
4-Methyl-2-pentanone	ND	77	2000	ug/L	100	05/02/2016	05/03/2016 16:25	EPA 8260B	
Methyl t-Butyl Ether	ND	14	50	ug/L	100	05/02/2016	05/03/2016 16:25	EPA 8260B	
Naphthalene	ND	8.8	500	ug/L	100	05/02/2016	05/03/2016 16:25	EPA 8260B	
n-Propyl Benzene	ND	10	50	ug/L	100	05/02/2016	05/03/2016 16:25	EPA 8260B	
Styrene	ND	6.5	50	ug/L	100	05/02/2016	05/03/2016 16:25	EPA 8260B	
1,1,1,2-Tetrachloroethane	ND	11	50	ug/L	100	05/02/2016	05/03/2016 16:25	EPA 8260B	
1,1,2,2-Tetrachloroethane	ND	9.9	50	ug/L	100	05/02/2016	05/03/2016 16:25	EPA 8260B	
Tetrachloroethene	1100	8.1	50	ug/L	100	05/02/2016	05/03/2016 16:25	EPA 8260B	D
Tetrahydrofuran	ND	120	1000	ug/L	100	05/02/2016	05/03/2016 16:25	EPA 8260B	
Toluene	ND	5.3	50	ug/L	100	05/02/2016	05/03/2016 16:25	EPA 8260B	
1,2,3-Trichlorobenzene	ND	4.5	200	ug/L	100	05/02/2016	05/03/2016 16:25	EPA 8260B	
1,2,4-Trichlorobenzene	ND	7.7	200	ug/L	100	05/02/2016	05/03/2016 16:25	EPA 8260B	
1,1,1-Trichloroethane	ND	10	50	ug/L	100	05/02/2016	05/03/2016 16:25	EPA 8260B	
1,1,2-Trichloroethane	ND	10	50	ug/L	100	05/02/2016	05/03/2016 16:25	EPA 8260B	
Trichloroethene	69	6.2	50	ug/L	100	05/02/2016	05/03/2016 16:25	EPA 8260B	D
Trichlorofluoromethane	ND	13	50	ug/L	100	05/02/2016	05/03/2016 16:25	EPA 8260B	LC
1,2,3-Trichloropropane	ND	15	100	ug/L	100	05/02/2016	05/03/2016 16:25	EPA 8260B	
1,1,2-Trichlorotrifluoroethane	ND	13	50	ug/L	100	05/02/2016	05/03/2016 16:25	EPA 8260B	
1,3,5-Trimethylbenzene	ND	7.5	50	ug/L	100	05/02/2016	05/03/2016 16:25	EPA 8260B	
1,2,4-Trimethylbenzene	ND	6.0	50	ug/L	100	05/02/2016	05/03/2016 16:25	EPA 8260B	
Vinyl chloride	ND	16	50	ug/L	100	05/02/2016	05/03/2016 16:25	EPA 8260B	
m,p-Xylene	ND	5.7	100	ug/L	100	05/02/2016	05/03/2016 16:25	EPA 8260B	
o-Xylene	ND	5.8	50	ug/L	100	05/02/2016	05/03/2016 16:25	EPA 8260B	

Surrogate: Dibromofluoromethane

108 % 60-140

05/02/2016

05/03/2016 16:25

EPA 8260B

Surrogate: Toluene-d8

95.0 % 60-140

05/02/2016

05/03/2016 16:25

EPA 8260B

Surrogate: 4-Bromofluorobenzene

94.4 % 60-140

05/02/2016

05/03/2016 16:25

EPA 8260B



2525 Advance Road
 Madison, WI 53718
 608.221.8700 Phone
 608.221.4889 Fax

Revised Report

TRC Environmental Corporation, Inc.
 708 Heartland Trail, Ste 3000
 Madison WI, 53717

Project: Madison Kipp Corp. Quarterly Sampling
 Project Number: 243950.000001
 Project Manager: Andrew Stehn

MW-4D2

A161711-08 (Water)

Date Sampled
 04/20/2016 16:33

Analyte	Result	Limit of Detection	Limit of Quantitation	Units	Dilution	Prepared	Analyzed	Method	Qualifiers
---------	--------	--------------------	-----------------------	-------	----------	----------	----------	--------	------------

ECCS

Volatile Organic Compounds by Method 8260 - Purge and Trap

Preparation Batch: A605008

Analyte	Result	Limit of Detection	Limit of Quantitation	Units	Dilution	Prepared	Analyzed	Method	Qualifiers
Acetone	ND	3.4	20	ug/L	1	05/02/2016	05/02/2016 20:04	EPA 8260B	
Benzene	ND	0.089	0.50	ug/L	1	05/02/2016	05/02/2016 20:04	EPA 8260B	
Bromobenzene	ND	0.084	0.50	ug/L	1	05/02/2016	05/02/2016 20:04	EPA 8260B	
Bromochloromethane	ND	0.31	0.50	ug/L	1	05/02/2016	05/02/2016 20:04	EPA 8260B	
Bromodichloromethane	ND	0.077	0.50	ug/L	1	05/02/2016	05/02/2016 20:04	EPA 8260B	
Bromoform	ND	0.088	0.50	ug/L	1	05/02/2016	05/02/2016 20:04	EPA 8260B	
Bromomethane	ND	0.59	5.0	ug/L	1	05/02/2016	05/02/2016 20:04	EPA 8260B	
2-Butanone	ND	3.0	20	ug/L	1	05/02/2016	05/02/2016 20:04	EPA 8260B	
n-Butyl Benzene	ND	0.14	0.50	ug/L	1	05/02/2016	05/02/2016 20:04	EPA 8260B	
sec-Butyl Benzene	ND	0.13	0.50	ug/L	1	05/02/2016	05/02/2016 20:04	EPA 8260B	
tert-Butylbenzene	ND	0.12	0.50	ug/L	1	05/02/2016	05/02/2016 20:04	EPA 8260B	
Carbon disulfide	ND	0.053	0.50	ug/L	1	05/02/2016	05/02/2016 20:04	EPA 8260B	
Carbon tetrachloride	ND	0.038	0.50	ug/L	1	05/02/2016	05/02/2016 20:04	EPA 8260B	
Chlorobenzene	ND	0.073	0.50	ug/L	1	05/02/2016	05/02/2016 20:04	EPA 8260B	
Chloroethane	ND	0.25	5.0	ug/L	1	05/02/2016	05/02/2016 20:04	EPA 8260B	LC
Chloroform	ND	0.062	0.50	ug/L	1	05/02/2016	05/02/2016 20:04	EPA 8260B	
Chloromethane	ND	0.16	2.0	ug/L	1	05/02/2016	05/02/2016 20:04	EPA 8260B	
2-Chlorotoluene	ND	0.075	0.50	ug/L	1	05/02/2016	05/02/2016 20:04	EPA 8260B	
4-Chlorotoluene	ND	0.073	0.50	ug/L	1	05/02/2016	05/02/2016 20:04	EPA 8260B	
1,2-Dibromo-3-chloropropane	ND	0.25	0.50	ug/L	1	05/02/2016	05/02/2016 20:04	EPA 8260B	
Dibromochloromethane	ND	0.091	0.50	ug/L	1	05/02/2016	05/02/2016 20:04	EPA 8260B	
1,2-Dibromoethane (EDB)	ND	0.13	0.50	ug/L	1	05/02/2016	05/02/2016 20:04	EPA 8260B	
Dibromomethane	ND	0.14	0.50	ug/L	1	05/02/2016	05/02/2016 20:04	EPA 8260B	
1,2-Dichlorobenzene	ND	0.076	0.50	ug/L	1	05/02/2016	05/02/2016 20:04	EPA 8260B	
1,4-Dichlorobenzene	ND	0.070	0.50	ug/L	1	05/02/2016	05/02/2016 20:04	EPA 8260B	
1,3-Dichlorobenzene	ND	0.096	0.50	ug/L	1	05/02/2016	05/02/2016 20:04	EPA 8260B	
Dichlorodifluoromethane	ND	0.11	0.50	ug/L	1	05/02/2016	05/02/2016 20:04	EPA 8260B	
1,1-Dichloroethane	ND	0.12	0.50	ug/L	1	05/02/2016	05/02/2016 20:04	EPA 8260B	
1,2-Dichloroethane	ND	0.078	0.50	ug/L	1	05/02/2016	05/02/2016 20:04	EPA 8260B	
trans-1,2-Dichloroethene	ND	0.11	0.50	ug/L	1	05/02/2016	05/02/2016 20:04	EPA 8260B	
cis-1,2-Dichloroethene	ND	0.11	0.50	ug/L	1	05/02/2016	05/02/2016 20:04	EPA 8260B	
1,1-Dichloroethene	ND	0.14	0.50	ug/L	1	05/02/2016	05/02/2016 20:04	EPA 8260B	
2,2-Dichloropropane	ND	0.14	0.50	ug/L	1	05/02/2016	05/02/2016 20:04	EPA 8260B	
1,2-Dichloropropane	ND	0.10	0.50	ug/L	1	05/02/2016	05/02/2016 20:04	EPA 8260B	
1,3-Dichloropropane	ND	0.11	0.50	ug/L	1	05/02/2016	05/02/2016 20:04	EPA 8260B	
cis-1,3-Dichloropropene	ND	0.061	0.50	ug/L	1	05/02/2016	05/02/2016 20:04	EPA 8260B	
trans-1,3-Dichloropropene	ND	0.096	0.50	ug/L	1	05/02/2016	05/02/2016 20:04	EPA 8260B	
1,1-Dichloropropene	ND	0.11	0.50	ug/L	1	05/02/2016	05/02/2016 20:04	EPA 8260B	
Diisopropyl Ether	ND	0.15	0.50	ug/L	1	05/02/2016	05/02/2016 20:04	EPA 8260B	



2525 Advance Road
Madison, WI 53718
608.221.8700 Phone
608.221.4889 Fax

Revised Report

TRC Environmental Corporation, Inc.
708 Heartland Trail, Ste 3000
Madison WI, 53717

Project: Madison Kipp Corp. Quarterly Sampling
Project Number: 243950.000001
Project Manager: Andrew Stehn

MW-4D2
A161711-08 (Water)

Date Sampled
04/20/2016 16:33

Analyte	Result	Limit of Detection	Limit of Quantitation	Units	Dilution	Prepared	Analyzed	Method	Qualifiers
---------	--------	--------------------	-----------------------	-------	----------	----------	----------	--------	------------

ECCS

Volatile Organic Compounds by Method 8260 - Purge and Trap

Preparation Batch: A605008

Ethylbenzene	ND	0.054	0.50	ug/L	1	05/02/2016	05/02/2016 20:04	EPA 8260B	
Hexachlorobutadiene	ND	0.13	2.0	ug/L	1	05/02/2016	05/02/2016 20:04	EPA 8260B	
n-Hexane	ND	0.21	0.50	ug/L	1	05/02/2016	05/02/2016 20:04	EPA 8260B	
2-Hexanone	ND	0.95	20	ug/L	1	05/02/2016	05/02/2016 20:04	EPA 8260B	
Isopropylbenzene	ND	0.081	0.50	ug/L	1	05/02/2016	05/02/2016 20:04	EPA 8260B	
p-Isopropyltoluene	ND	0.085	0.50	ug/L	1	05/02/2016	05/02/2016 20:04	EPA 8260B	
Methylene chloride	ND	0.14	2.0	ug/L	1	05/02/2016	05/02/2016 20:04	EPA 8260B	
4-Methyl-2-pentanone	ND	0.77	20	ug/L	1	05/02/2016	05/02/2016 20:04	EPA 8260B	
Methyl t-Butyl Ether	ND	0.14	0.50	ug/L	1	05/02/2016	05/02/2016 20:04	EPA 8260B	
Naphthalene	ND	0.088	5.0	ug/L	1	05/02/2016	05/02/2016 20:04	EPA 8260B	
n-Propyl Benzene	ND	0.10	0.50	ug/L	1	05/02/2016	05/02/2016 20:04	EPA 8260B	
Styrene	ND	0.065	0.50	ug/L	1	05/02/2016	05/02/2016 20:04	EPA 8260B	
1,1,1,2-Tetrachloroethane	ND	0.11	0.50	ug/L	1	05/02/2016	05/02/2016 20:04	EPA 8260B	
1,1,2,2-Tetrachloroethane	ND	0.099	0.50	ug/L	1	05/02/2016	05/02/2016 20:04	EPA 8260B	
Tetrachloroethene	0.76	0.081	0.50	ug/L	1	05/02/2016	05/02/2016 20:04	EPA 8260B	
Tetrahydrofuran	ND	1.2	10	ug/L	1	05/02/2016	05/02/2016 20:04	EPA 8260B	
Toluene	ND	0.053	0.50	ug/L	1	05/02/2016	05/02/2016 20:04	EPA 8260B	
1,2,3-Trichlorobenzene	ND	0.045	2.0	ug/L	1	05/02/2016	05/02/2016 20:04	EPA 8260B	
1,2,4-Trichlorobenzene	ND	0.077	2.0	ug/L	1	05/02/2016	05/02/2016 20:04	EPA 8260B	
1,1,1-Trichloroethane	0.13	0.10	0.50	ug/L	1	05/02/2016	05/02/2016 20:04	EPA 8260B	J
1,1,2-Trichloroethane	ND	0.10	0.50	ug/L	1	05/02/2016	05/02/2016 20:04	EPA 8260B	
Trichloroethene	ND	0.062	0.50	ug/L	1	05/02/2016	05/02/2016 20:04	EPA 8260B	
Trichlorofluoromethane	ND	0.13	0.50	ug/L	1	05/02/2016	05/02/2016 20:04	EPA 8260B	LC
1,2,3-Trichloropropane	ND	0.15	1.0	ug/L	1	05/02/2016	05/02/2016 20:04	EPA 8260B	
1,1,2-Trichlorotrifluoroethane	ND	0.13	0.50	ug/L	1	05/02/2016	05/02/2016 20:04	EPA 8260B	
1,3,5-Trimethylbenzene	ND	0.075	0.50	ug/L	1	05/02/2016	05/02/2016 20:04	EPA 8260B	
1,2,4-Trimethylbenzene	ND	0.060	0.50	ug/L	1	05/02/2016	05/02/2016 20:04	EPA 8260B	
Vinyl chloride	ND	0.16	0.50	ug/L	1	05/02/2016	05/02/2016 20:04	EPA 8260B	
m,p-Xylene	ND	0.057	1.0	ug/L	1	05/02/2016	05/02/2016 20:04	EPA 8260B	
o-Xylene	ND	0.058	0.50	ug/L	1	05/02/2016	05/02/2016 20:04	EPA 8260B	

Surrogate: Dibromofluoromethane		104 %	60-140			05/02/2016	05/02/2016 20:04	EPA 8260B	
Surrogate: Toluene-d8		93.4 %	60-140			05/02/2016	05/02/2016 20:04	EPA 8260B	
Surrogate: 4-Bromofluorobenzene		91.7 %	60-140			05/02/2016	05/02/2016 20:04	EPA 8260B	



2525 Advance Road
 Madison, WI 53718
 608.221.8700 Phone
 608.221.4889 Fax

Revised Report

TRC Environmental Corporation, Inc.
 708 Heartland Trail, Ste 3000
 Madison WI, 53717

Project: Madison Kipp Corp. Quarterly Sampling
 Project Number: 243950.000001
 Project Manager: Andrew Stehn

MW-5D3
A161711-09 (Water)

Date Sampled
04/21/2016 09:42

Analyte	Result	Limit of Detection	Limit of Quantitation	Units	Dilution	Prepared	Analyzed	Method	Qualifiers
---------	--------	--------------------	-----------------------	-------	----------	----------	----------	--------	------------

ECCS

Volatile Organic Compounds by Method 8260 - Purge and Trap

Preparation Batch: A605008

Analyte	Result	Limit of Detection	Limit of Quantitation	Units	Dilution	Prepared	Analyzed	Method	Qualifiers
Acetone	ND	3.4	20	ug/L	1	05/02/2016	05/02/2016 20:33	EPA 8260B	
Benzene	ND	0.089	0.50	ug/L	1	05/02/2016	05/02/2016 20:33	EPA 8260B	
Bromobenzene	ND	0.084	0.50	ug/L	1	05/02/2016	05/02/2016 20:33	EPA 8260B	
Bromochloromethane	ND	0.31	0.50	ug/L	1	05/02/2016	05/02/2016 20:33	EPA 8260B	
Bromodichloromethane	ND	0.077	0.50	ug/L	1	05/02/2016	05/02/2016 20:33	EPA 8260B	
Bromoform	ND	0.088	0.50	ug/L	1	05/02/2016	05/02/2016 20:33	EPA 8260B	
Bromomethane	ND	0.59	5.0	ug/L	1	05/02/2016	05/02/2016 20:33	EPA 8260B	
2-Butanone	ND	3.0	20	ug/L	1	05/02/2016	05/02/2016 20:33	EPA 8260B	
n-Butyl Benzene	ND	0.14	0.50	ug/L	1	05/02/2016	05/02/2016 20:33	EPA 8260B	
sec-Butyl Benzene	ND	0.13	0.50	ug/L	1	05/02/2016	05/02/2016 20:33	EPA 8260B	
tert-Butylbenzene	ND	0.12	0.50	ug/L	1	05/02/2016	05/02/2016 20:33	EPA 8260B	
Carbon disulfide	ND	0.053	0.50	ug/L	1	05/02/2016	05/02/2016 20:33	EPA 8260B	
Carbon tetrachloride	ND	0.038	0.50	ug/L	1	05/02/2016	05/02/2016 20:33	EPA 8260B	
Chlorobenzene	ND	0.073	0.50	ug/L	1	05/02/2016	05/02/2016 20:33	EPA 8260B	
Chloroethane	ND	0.25	5.0	ug/L	1	05/02/2016	05/02/2016 20:33	EPA 8260B	LC
Chloroform	ND	0.062	0.50	ug/L	1	05/02/2016	05/02/2016 20:33	EPA 8260B	
Chloromethane	ND	0.16	2.0	ug/L	1	05/02/2016	05/02/2016 20:33	EPA 8260B	
2-Chlorotoluene	ND	0.075	0.50	ug/L	1	05/02/2016	05/02/2016 20:33	EPA 8260B	
4-Chlorotoluene	ND	0.073	0.50	ug/L	1	05/02/2016	05/02/2016 20:33	EPA 8260B	
1,2-Dibromo-3-chloropropane	ND	0.25	0.50	ug/L	1	05/02/2016	05/02/2016 20:33	EPA 8260B	
Dibromochloromethane	ND	0.091	0.50	ug/L	1	05/02/2016	05/02/2016 20:33	EPA 8260B	
1,2-Dibromoethane (EDB)	ND	0.13	0.50	ug/L	1	05/02/2016	05/02/2016 20:33	EPA 8260B	
Dibromomethane	ND	0.14	0.50	ug/L	1	05/02/2016	05/02/2016 20:33	EPA 8260B	
1,2-Dichlorobenzene	ND	0.076	0.50	ug/L	1	05/02/2016	05/02/2016 20:33	EPA 8260B	
1,4-Dichlorobenzene	ND	0.070	0.50	ug/L	1	05/02/2016	05/02/2016 20:33	EPA 8260B	
1,3-Dichlorobenzene	ND	0.096	0.50	ug/L	1	05/02/2016	05/02/2016 20:33	EPA 8260B	
Dichlorodifluoromethane	ND	0.11	0.50	ug/L	1	05/02/2016	05/02/2016 20:33	EPA 8260B	
1,1-Dichloroethane	ND	0.12	0.50	ug/L	1	05/02/2016	05/02/2016 20:33	EPA 8260B	
1,2-Dichloroethane	ND	0.078	0.50	ug/L	1	05/02/2016	05/02/2016 20:33	EPA 8260B	
trans-1,2-Dichloroethene	ND	0.11	0.50	ug/L	1	05/02/2016	05/02/2016 20:33	EPA 8260B	
cis-1,2-Dichloroethene	ND	0.11	0.50	ug/L	1	05/02/2016	05/02/2016 20:33	EPA 8260B	
1,1-Dichloroethene	ND	0.14	0.50	ug/L	1	05/02/2016	05/02/2016 20:33	EPA 8260B	
2,2-Dichloropropane	ND	0.14	0.50	ug/L	1	05/02/2016	05/02/2016 20:33	EPA 8260B	
1,2-Dichloropropane	ND	0.10	0.50	ug/L	1	05/02/2016	05/02/2016 20:33	EPA 8260B	
1,3-Dichloropropane	ND	0.11	0.50	ug/L	1	05/02/2016	05/02/2016 20:33	EPA 8260B	
cis-1,3-Dichloropropene	ND	0.061	0.50	ug/L	1	05/02/2016	05/02/2016 20:33	EPA 8260B	
trans-1,3-Dichloropropene	ND	0.096	0.50	ug/L	1	05/02/2016	05/02/2016 20:33	EPA 8260B	
1,1-Dichloropropene	ND	0.11	0.50	ug/L	1	05/02/2016	05/02/2016 20:33	EPA 8260B	
Diisopropyl Ether	ND	0.15	0.50	ug/L	1	05/02/2016	05/02/2016 20:33	EPA 8260B	



2525 Advance Road
 Madison, WI 53718
 608.221.8700 Phone
 608.221.4889 Fax

Revised Report

TRC Environmental Corporation, Inc.
 708 Heartland Trail, Ste 3000
 Madison WI, 53717

Project: Madison Kipp Corp. Quarterly Sampling
 Project Number: 243950.000001
 Project Manager: Andrew Stehn

MW-5D3
A161711-09 (Water)

Date Sampled
 04/21/2016 09:42

Analyte	Result	Limit of Detection	Limit of Quantitation	Units	Dilution	Prepared	Analyzed	Method	Qualifiers
---------	--------	--------------------	-----------------------	-------	----------	----------	----------	--------	------------

ECCS

Volatile Organic Compounds by Method 8260 - Purge and Trap

Preparation Batch: A605008

Ethylbenzene	ND	0.054	0.50	ug/L	1	05/02/2016	05/02/2016 20:33	EPA 8260B	
Hexachlorobutadiene	ND	0.13	2.0	ug/L	1	05/02/2016	05/02/2016 20:33	EPA 8260B	
n-Hexane	ND	0.21	0.50	ug/L	1	05/02/2016	05/02/2016 20:33	EPA 8260B	
2-Hexanone	ND	0.95	20	ug/L	1	05/02/2016	05/02/2016 20:33	EPA 8260B	
Isopropylbenzene	ND	0.081	0.50	ug/L	1	05/02/2016	05/02/2016 20:33	EPA 8260B	
p-Isopropyltoluene	ND	0.085	0.50	ug/L	1	05/02/2016	05/02/2016 20:33	EPA 8260B	
Methylene chloride	ND	0.14	2.0	ug/L	1	05/02/2016	05/02/2016 20:33	EPA 8260B	
4-Methyl-2-pentanone	ND	0.77	20	ug/L	1	05/02/2016	05/02/2016 20:33	EPA 8260B	
Methyl t-Butyl Ether	ND	0.14	0.50	ug/L	1	05/02/2016	05/02/2016 20:33	EPA 8260B	
Naphthalene	ND	0.088	5.0	ug/L	1	05/02/2016	05/02/2016 20:33	EPA 8260B	
n-Propyl Benzene	ND	0.10	0.50	ug/L	1	05/02/2016	05/02/2016 20:33	EPA 8260B	
Styrene	ND	0.065	0.50	ug/L	1	05/02/2016	05/02/2016 20:33	EPA 8260B	
1,1,1,2-Tetrachloroethane	ND	0.11	0.50	ug/L	1	05/02/2016	05/02/2016 20:33	EPA 8260B	
1,1,2,2-Tetrachloroethane	ND	0.099	0.50	ug/L	1	05/02/2016	05/02/2016 20:33	EPA 8260B	
Tetrachloroethene	ND	0.081	0.50	ug/L	1	05/02/2016	05/02/2016 20:33	EPA 8260B	
Tetrahydrofuran	ND	1.2	10	ug/L	1	05/02/2016	05/02/2016 20:33	EPA 8260B	
Toluene	ND	0.053	0.50	ug/L	1	05/02/2016	05/02/2016 20:33	EPA 8260B	
1,2,3-Trichlorobenzene	ND	0.045	2.0	ug/L	1	05/02/2016	05/02/2016 20:33	EPA 8260B	
1,2,4-Trichlorobenzene	ND	0.077	2.0	ug/L	1	05/02/2016	05/02/2016 20:33	EPA 8260B	
1,1,1-Trichloroethane	ND	0.10	0.50	ug/L	1	05/02/2016	05/02/2016 20:33	EPA 8260B	
1,1,2-Trichloroethane	ND	0.10	0.50	ug/L	1	05/02/2016	05/02/2016 20:33	EPA 8260B	
Trichloroethene	ND	0.062	0.50	ug/L	1	05/02/2016	05/02/2016 20:33	EPA 8260B	
Trichlorofluoromethane	ND	0.13	0.50	ug/L	1	05/02/2016	05/02/2016 20:33	EPA 8260B	LC
1,2,3-Trichloropropane	ND	0.15	1.0	ug/L	1	05/02/2016	05/02/2016 20:33	EPA 8260B	
1,1,2-Trichlorotrifluoroethane	ND	0.13	0.50	ug/L	1	05/02/2016	05/02/2016 20:33	EPA 8260B	
1,3,5-Trimethylbenzene	ND	0.075	0.50	ug/L	1	05/02/2016	05/02/2016 20:33	EPA 8260B	
1,2,4-Trimethylbenzene	ND	0.060	0.50	ug/L	1	05/02/2016	05/02/2016 20:33	EPA 8260B	
Vinyl chloride	ND	0.16	0.50	ug/L	1	05/02/2016	05/02/2016 20:33	EPA 8260B	
m,p-Xylene	ND	0.057	1.0	ug/L	1	05/02/2016	05/02/2016 20:33	EPA 8260B	
o-Xylene	ND	0.058	0.50	ug/L	1	05/02/2016	05/02/2016 20:33	EPA 8260B	
Surrogate: Dibromofluoromethane			106 %	60-140		05/02/2016	05/02/2016 20:33	EPA 8260B	
Surrogate: Toluene-d8			95.0 %	60-140		05/02/2016	05/02/2016 20:33	EPA 8260B	
Surrogate: 4-Bromofluorobenzene			90.7 %	60-140		05/02/2016	05/02/2016 20:33	EPA 8260B	



2525 Advance Road
 Madison, WI 53718
 608.221.8700 Phone
 608.221.4889 Fax

Revised Report

TRC Environmental Corporation, Inc.
 708 Heartland Trail, Ste 3000
 Madison WI, 53717

Project: Madison Kipp Corp. Quarterly Sampling
 Project Number: 243950.000001
 Project Manager: Andrew Stehn

MW-5D

Date Sampled

A161711-10 (Water)

04/21/2016 10:14

Analyte	Result	Limit of Detection	Limit of Quantitation	Units	Dilution	Prepared	Analyzed	Method	Qualifiers
---------	--------	--------------------	-----------------------	-------	----------	----------	----------	--------	------------

ECCS

Volatile Organic Compounds by Method 8260 - Purge and Trap

Preparation Batch: A605008

Acetone	ND	3.4	20	ug/L	1	05/02/2016	05/02/2016 21:02	EPA 8260B	
Benzene	ND	0.089	0.50	ug/L	1	05/02/2016	05/02/2016 21:02	EPA 8260B	
Bromobenzene	ND	0.084	0.50	ug/L	1	05/02/2016	05/02/2016 21:02	EPA 8260B	
Bromochloromethane	ND	0.31	0.50	ug/L	1	05/02/2016	05/02/2016 21:02	EPA 8260B	
Bromodichloromethane	ND	0.077	0.50	ug/L	1	05/02/2016	05/02/2016 21:02	EPA 8260B	
Bromoform	ND	0.088	0.50	ug/L	1	05/02/2016	05/02/2016 21:02	EPA 8260B	
Bromomethane	ND	0.59	5.0	ug/L	1	05/02/2016	05/02/2016 21:02	EPA 8260B	
2-Butanone	ND	3.0	20	ug/L	1	05/02/2016	05/02/2016 21:02	EPA 8260B	
n-Butyl Benzene	ND	0.14	0.50	ug/L	1	05/02/2016	05/02/2016 21:02	EPA 8260B	
sec-Butyl Benzene	ND	0.13	0.50	ug/L	1	05/02/2016	05/02/2016 21:02	EPA 8260B	
tert-Butylbenzene	ND	0.12	0.50	ug/L	1	05/02/2016	05/02/2016 21:02	EPA 8260B	
Carbon disulfide	ND	0.053	0.50	ug/L	1	05/02/2016	05/02/2016 21:02	EPA 8260B	
Carbon tetrachloride	ND	0.038	0.50	ug/L	1	05/02/2016	05/02/2016 21:02	EPA 8260B	
Chlorobenzene	ND	0.073	0.50	ug/L	1	05/02/2016	05/02/2016 21:02	EPA 8260B	
Chloroethane	ND	0.25	5.0	ug/L	1	05/02/2016	05/02/2016 21:02	EPA 8260B	LC
Chloroform	ND	0.062	0.50	ug/L	1	05/02/2016	05/02/2016 21:02	EPA 8260B	
Chloromethane	ND	0.16	2.0	ug/L	1	05/02/2016	05/02/2016 21:02	EPA 8260B	
2-Chlorotoluene	ND	0.075	0.50	ug/L	1	05/02/2016	05/02/2016 21:02	EPA 8260B	
4-Chlorotoluene	ND	0.073	0.50	ug/L	1	05/02/2016	05/02/2016 21:02	EPA 8260B	
1,2-Dibromo-3-chloropropane	ND	0.25	0.50	ug/L	1	05/02/2016	05/02/2016 21:02	EPA 8260B	
Dibromochloromethane	ND	0.091	0.50	ug/L	1	05/02/2016	05/02/2016 21:02	EPA 8260B	
1,2-Dibromoethane (EDB)	ND	0.13	0.50	ug/L	1	05/02/2016	05/02/2016 21:02	EPA 8260B	
Dibromomethane	ND	0.14	0.50	ug/L	1	05/02/2016	05/02/2016 21:02	EPA 8260B	
1,2-Dichlorobenzene	ND	0.076	0.50	ug/L	1	05/02/2016	05/02/2016 21:02	EPA 8260B	
1,4-Dichlorobenzene	ND	0.070	0.50	ug/L	1	05/02/2016	05/02/2016 21:02	EPA 8260B	
1,3-Dichlorobenzene	ND	0.096	0.50	ug/L	1	05/02/2016	05/02/2016 21:02	EPA 8260B	
Dichlorodifluoromethane	ND	0.11	0.50	ug/L	1	05/02/2016	05/02/2016 21:02	EPA 8260B	
1,1-Dichloroethane	ND	0.12	0.50	ug/L	1	05/02/2016	05/02/2016 21:02	EPA 8260B	
1,2-Dichloroethane	ND	0.078	0.50	ug/L	1	05/02/2016	05/02/2016 21:02	EPA 8260B	
trans-1,2-Dichloroethene	ND	0.11	0.50	ug/L	1	05/02/2016	05/02/2016 21:02	EPA 8260B	
cis-1,2-Dichloroethene	11	0.11	0.50	ug/L	1	05/02/2016	05/02/2016 21:02	EPA 8260B	
1,1-Dichloroethene	ND	0.14	0.50	ug/L	1	05/02/2016	05/02/2016 21:02	EPA 8260B	
2,2-Dichloropropane	ND	0.14	0.50	ug/L	1	05/02/2016	05/02/2016 21:02	EPA 8260B	
1,2-Dichloropropane	ND	0.10	0.50	ug/L	1	05/02/2016	05/02/2016 21:02	EPA 8260B	
1,3-Dichloropropane	ND	0.11	0.50	ug/L	1	05/02/2016	05/02/2016 21:02	EPA 8260B	
cis-1,3-Dichloropropene	ND	0.061	0.50	ug/L	1	05/02/2016	05/02/2016 21:02	EPA 8260B	
trans-1,3-Dichloropropene	ND	0.096	0.50	ug/L	1	05/02/2016	05/02/2016 21:02	EPA 8260B	
1,1-Dichloropropene	ND	0.11	0.50	ug/L	1	05/02/2016	05/02/2016 21:02	EPA 8260B	
Diisopropyl Ether	ND	0.15	0.50	ug/L	1	05/02/2016	05/02/2016 21:02	EPA 8260B	



2525 Advance Road
Madison, WI 53718
608.221.8700 Phone
608.221.4889 Fax

Revised Report

TRC Environmental Corporation, Inc.
708 Heartland Trail, Ste 3000
Madison WI, 53717

Project: Madison Kipp Corp. Quarterly Sampling
Project Number: 243950.000001
Project Manager: Andrew Stehn

MW-5D

Date Sampled
04/21/2016 10:14

A161711-10 (Water)

Analyte	Result	Limit of Detection	Limit of Quantitation	Units	Dilution	Prepared	Analyzed	Method	Qualifiers
---------	--------	--------------------	-----------------------	-------	----------	----------	----------	--------	------------

ECCS

Volatile Organic Compounds by Method 8260 - Purge and Trap

Preparation Batch: A605008

Ethylbenzene	ND	0.054	0.50	ug/L	1	05/02/2016	05/02/2016 21:02	EPA 8260B	
Hexachlorobutadiene	ND	0.13	2.0	ug/L	1	05/02/2016	05/02/2016 21:02	EPA 8260B	
n-Hexane	ND	0.21	0.50	ug/L	1	05/02/2016	05/02/2016 21:02	EPA 8260B	
2-Hexanone	ND	0.95	20	ug/L	1	05/02/2016	05/02/2016 21:02	EPA 8260B	
Isopropylbenzene	ND	0.081	0.50	ug/L	1	05/02/2016	05/02/2016 21:02	EPA 8260B	
p-Isopropyltoluene	ND	0.085	0.50	ug/L	1	05/02/2016	05/02/2016 21:02	EPA 8260B	
Methylene chloride	ND	0.14	2.0	ug/L	1	05/02/2016	05/02/2016 21:02	EPA 8260B	
4-Methyl-2-pentanone	ND	0.77	20	ug/L	1	05/02/2016	05/02/2016 21:02	EPA 8260B	
Methyl t-Butyl Ether	ND	0.14	0.50	ug/L	1	05/02/2016	05/02/2016 21:02	EPA 8260B	
Naphthalene	ND	0.088	5.0	ug/L	1	05/02/2016	05/02/2016 21:02	EPA 8260B	
n-Propyl Benzene	ND	0.10	0.50	ug/L	1	05/02/2016	05/02/2016 21:02	EPA 8260B	
Styrene	ND	0.065	0.50	ug/L	1	05/02/2016	05/02/2016 21:02	EPA 8260B	
1,1,1,2-Tetrachloroethane	ND	0.11	0.50	ug/L	1	05/02/2016	05/02/2016 21:02	EPA 8260B	
1,1,2,2-Tetrachloroethane	ND	0.099	0.50	ug/L	1	05/02/2016	05/02/2016 21:02	EPA 8260B	
Tetrachloroethene	7.5	0.081	0.50	ug/L	1	05/02/2016	05/02/2016 21:02	EPA 8260B	
Tetrahydrofuran	ND	1.2	10	ug/L	1	05/02/2016	05/02/2016 21:02	EPA 8260B	
Toluene	ND	0.053	0.50	ug/L	1	05/02/2016	05/02/2016 21:02	EPA 8260B	
1,2,3-Trichlorobenzene	ND	0.045	2.0	ug/L	1	05/02/2016	05/02/2016 21:02	EPA 8260B	
1,2,4-Trichlorobenzene	ND	0.077	2.0	ug/L	1	05/02/2016	05/02/2016 21:02	EPA 8260B	
1,1,1-Trichloroethane	ND	0.10	0.50	ug/L	1	05/02/2016	05/02/2016 21:02	EPA 8260B	
1,1,2-Trichloroethane	ND	0.10	0.50	ug/L	1	05/02/2016	05/02/2016 21:02	EPA 8260B	
Trichloroethene	3.0	0.062	0.50	ug/L	1	05/02/2016	05/02/2016 21:02	EPA 8260B	
Trichlorofluoromethane	ND	0.13	0.50	ug/L	1	05/02/2016	05/02/2016 21:02	EPA 8260B	LC
1,2,3-Trichloropropane	ND	0.15	1.0	ug/L	1	05/02/2016	05/02/2016 21:02	EPA 8260B	
1,1,2-Trichlorotrifluoroethane	ND	0.13	0.50	ug/L	1	05/02/2016	05/02/2016 21:02	EPA 8260B	
1,3,5-Trimethylbenzene	ND	0.075	0.50	ug/L	1	05/02/2016	05/02/2016 21:02	EPA 8260B	
1,2,4-Trimethylbenzene	ND	0.060	0.50	ug/L	1	05/02/2016	05/02/2016 21:02	EPA 8260B	
Vinyl chloride	ND	0.16	0.50	ug/L	1	05/02/2016	05/02/2016 21:02	EPA 8260B	
m,p-Xylene	ND	0.057	1.0	ug/L	1	05/02/2016	05/02/2016 21:02	EPA 8260B	
o-Xylene	ND	0.058	0.50	ug/L	1	05/02/2016	05/02/2016 21:02	EPA 8260B	
Surrogate: Dibromofluoromethane			105 %	60-140		05/02/2016	05/02/2016 21:02	EPA 8260B	
Surrogate: Toluene-d8			93.6 %	60-140		05/02/2016	05/02/2016 21:02	EPA 8260B	
Surrogate: 4-Bromofluorobenzene			93.1 %	60-140		05/02/2016	05/02/2016 21:02	EPA 8260B	



2525 Advance Road
Madison, WI 53718
608.221.8700 Phone
608.221.4889 Fax

Revised Report

TRC Environmental Corporation, Inc.
708 Heartland Trail, Ste 3000
Madison WI, 53717

Project: Madison Kipp Corp. Quarterly Sampling
Project Number: 243950.000001
Project Manager: Andrew Stehn

**MW-5D2
A161711-11 (Water)**

**Date Sampled
04/21/2016 11:39**

Analyte	Result	Limit of Detection	Limit of Quantitation	Units	Dilution	Prepared	Analyzed	Method	Qualifiers
---------	--------	--------------------	-----------------------	-------	----------	----------	----------	--------	------------

ECCS

Volatile Organic Compounds by Method 8260 - Purge and Trap

Preparation Batch: A605008

Analyte	Result	Limit of Detection	Limit of Quantitation	Units	Dilution	Prepared	Analyzed	Method	Qualifiers
Acetone	ND	140	800	ug/L	40	05/02/2016	05/04/2016 10:07	EPA 8260B	
Benzene	ND	3.6	20	ug/L	40	05/02/2016	05/04/2016 10:07	EPA 8260B	
Bromobenzene	ND	3.4	20	ug/L	40	05/02/2016	05/04/2016 10:07	EPA 8260B	
Bromochloromethane	ND	12	20	ug/L	40	05/02/2016	05/04/2016 10:07	EPA 8260B	
Bromodichloromethane	ND	3.1	20	ug/L	40	05/02/2016	05/04/2016 10:07	EPA 8260B	
Bromoform	ND	3.5	20	ug/L	40	05/02/2016	05/04/2016 10:07	EPA 8260B	
Bromomethane	ND	24	200	ug/L	40	05/02/2016	05/04/2016 10:07	EPA 8260B	
2-Butanone	ND	120	800	ug/L	40	05/02/2016	05/04/2016 10:07	EPA 8260B	
n-Butyl Benzene	ND	5.6	20	ug/L	40	05/02/2016	05/04/2016 10:07	EPA 8260B	
sec-Butyl Benzene	ND	5.2	20	ug/L	40	05/02/2016	05/04/2016 10:07	EPA 8260B	
tert-Butylbenzene	ND	4.8	20	ug/L	40	05/02/2016	05/04/2016 10:07	EPA 8260B	
Carbon disulfide	ND	2.1	20	ug/L	40	05/02/2016	05/04/2016 10:07	EPA 8260B	
Carbon tetrachloride	ND	1.5	20	ug/L	40	05/02/2016	05/04/2016 10:07	EPA 8260B	
Chlorobenzene	ND	2.9	20	ug/L	40	05/02/2016	05/04/2016 10:07	EPA 8260B	
Chloroethane	ND	10	200	ug/L	40	05/02/2016	05/04/2016 10:07	EPA 8260B	LC
Chloroform	ND	2.5	20	ug/L	40	05/02/2016	05/04/2016 10:07	EPA 8260B	
Chloromethane	ND	6.4	80	ug/L	40	05/02/2016	05/04/2016 10:07	EPA 8260B	
2-Chlorotoluene	ND	3.0	20	ug/L	40	05/02/2016	05/04/2016 10:07	EPA 8260B	
4-Chlorotoluene	ND	2.9	20	ug/L	40	05/02/2016	05/04/2016 10:07	EPA 8260B	
1,2-Dibromo-3-chloropropane	ND	10	20	ug/L	40	05/02/2016	05/04/2016 10:07	EPA 8260B	
Dibromochloromethane	ND	3.6	20	ug/L	40	05/02/2016	05/04/2016 10:07	EPA 8260B	
1,2-Dibromoethane (EDB)	ND	5.2	20	ug/L	40	05/02/2016	05/04/2016 10:07	EPA 8260B	
Dibromomethane	ND	5.6	20	ug/L	40	05/02/2016	05/04/2016 10:07	EPA 8260B	
1,2-Dichlorobenzene	ND	3.0	20	ug/L	40	05/02/2016	05/04/2016 10:07	EPA 8260B	
1,4-Dichlorobenzene	ND	2.8	20	ug/L	40	05/02/2016	05/04/2016 10:07	EPA 8260B	
1,3-Dichlorobenzene	ND	3.8	20	ug/L	40	05/02/2016	05/04/2016 10:07	EPA 8260B	
Dichlorodifluoromethane	ND	4.4	20	ug/L	40	05/02/2016	05/04/2016 10:07	EPA 8260B	
1,1-Dichloroethane	ND	4.8	20	ug/L	40	05/02/2016	05/04/2016 10:07	EPA 8260B	
1,2-Dichloroethane	ND	3.1	20	ug/L	40	05/02/2016	05/04/2016 10:07	EPA 8260B	
trans-1,2-Dichloroethene	ND	4.4	20	ug/L	40	05/02/2016	05/04/2016 10:07	EPA 8260B	
cis-1,2-Dichloroethene	ND	4.4	20	ug/L	40	05/02/2016	05/04/2016 10:07	EPA 8260B	
1,1-Dichloroethene	ND	5.6	20	ug/L	40	05/02/2016	05/04/2016 10:07	EPA 8260B	
2,2-Dichloropropane	ND	5.6	20	ug/L	40	05/02/2016	05/04/2016 10:07	EPA 8260B	
1,2-Dichloropropane	ND	4.0	20	ug/L	40	05/02/2016	05/04/2016 10:07	EPA 8260B	
1,3-Dichloropropane	ND	4.4	20	ug/L	40	05/02/2016	05/04/2016 10:07	EPA 8260B	
cis-1,3-Dichloropropene	ND	2.4	20	ug/L	40	05/02/2016	05/04/2016 10:07	EPA 8260B	
trans-1,3-Dichloropropene	ND	3.8	20	ug/L	40	05/02/2016	05/04/2016 10:07	EPA 8260B	
1,1-Dichloropropene	ND	4.4	20	ug/L	40	05/02/2016	05/04/2016 10:07	EPA 8260B	
Diisopropyl Ether	ND	6.0	20	ug/L	40	05/02/2016	05/04/2016 10:07	EPA 8260B	



2525 Advance Road
 Madison, WI 53718
 608.221.8700 Phone
 608.221.4889 Fax

Revised Report

TRC Environmental Corporation, Inc.
 708 Heartland Trail, Ste 3000
 Madison WI, 53717

Project: Madison Kipp Corp. Quarterly Sampling
 Project Number: 243950.000001
 Project Manager: Andrew Stehn

MW-5D2
A161711-11 (Water)

Date Sampled
04/21/2016 11:39

Analyte	Result	Limit of Detection	Limit of Quantitation	Units	Dilution	Prepared	Analyzed	Method	Qualifiers
---------	--------	--------------------	-----------------------	-------	----------	----------	----------	--------	------------

ECCS

Volatile Organic Compounds by Method 8260 - Purge and Trap

Preparation Batch: A605008

Ethylbenzene	ND	2.2	20	ug/L	40	05/02/2016	05/04/2016 10:07	EPA 8260B	
Hexachlorobutadiene	ND	5.2	80	ug/L	40	05/02/2016	05/04/2016 10:07	EPA 8260B	
n-Hexane	ND	8.4	20	ug/L	40	05/02/2016	05/04/2016 10:07	EPA 8260B	
2-Hexanone	ND	38	800	ug/L	40	05/02/2016	05/04/2016 10:07	EPA 8260B	
Isopropylbenzene	ND	3.2	20	ug/L	40	05/02/2016	05/04/2016 10:07	EPA 8260B	
p-Isopropyltoluene	ND	3.4	20	ug/L	40	05/02/2016	05/04/2016 10:07	EPA 8260B	
Methylene chloride	ND	5.6	80	ug/L	40	05/02/2016	05/04/2016 10:07	EPA 8260B	
4-Methyl-2-pentanone	ND	31	800	ug/L	40	05/02/2016	05/04/2016 10:07	EPA 8260B	
Methyl t-Butyl Ether	ND	5.6	20	ug/L	40	05/02/2016	05/04/2016 10:07	EPA 8260B	
Naphthalene	12	3.5	200	ug/L	40	05/02/2016	05/04/2016 10:07	EPA 8260B	B, J, D
n-Propyl Benzene	ND	4.0	20	ug/L	40	05/02/2016	05/04/2016 10:07	EPA 8260B	
Styrene	ND	2.6	20	ug/L	40	05/02/2016	05/04/2016 10:07	EPA 8260B	
1,1,1,2-Tetrachloroethane	ND	4.4	20	ug/L	40	05/02/2016	05/04/2016 10:07	EPA 8260B	
1,1,2,2-Tetrachloroethane	ND	4.0	20	ug/L	40	05/02/2016	05/04/2016 10:07	EPA 8260B	
Tetrachloroethene	160	3.2	20	ug/L	40	05/02/2016	05/04/2016 10:07	EPA 8260B	D
Tetrahydrofuran	ND	48	400	ug/L	40	05/02/2016	05/04/2016 10:07	EPA 8260B	
Toluene	ND	2.1	20	ug/L	40	05/02/2016	05/04/2016 10:07	EPA 8260B	
1,2,3-Trichlorobenzene	7.2	1.8	80	ug/L	40	05/02/2016	05/04/2016 10:07	EPA 8260B	B, J, D
1,2,4-Trichlorobenzene	5.2	3.1	80	ug/L	40	05/02/2016	05/04/2016 10:07	EPA 8260B	J, D
1,1,1-Trichloroethane	ND	4.0	20	ug/L	40	05/02/2016	05/04/2016 10:07	EPA 8260B	
1,1,2-Trichloroethane	ND	4.0	20	ug/L	40	05/02/2016	05/04/2016 10:07	EPA 8260B	
Trichloroethene	ND	2.5	20	ug/L	40	05/02/2016	05/04/2016 10:07	EPA 8260B	
Trichlorofluoromethane	ND	5.2	20	ug/L	40	05/02/2016	05/04/2016 10:07	EPA 8260B	LC
1,2,3-Trichloropropane	ND	6.0	40	ug/L	40	05/02/2016	05/04/2016 10:07	EPA 8260B	
1,1,2-Trichlorotrifluoroethane	ND	5.2	20	ug/L	40	05/02/2016	05/04/2016 10:07	EPA 8260B	
1,3,5-Trimethylbenzene	ND	3.0	20	ug/L	40	05/02/2016	05/04/2016 10:07	EPA 8260B	
1,2,4-Trimethylbenzene	ND	2.4	20	ug/L	40	05/02/2016	05/04/2016 10:07	EPA 8260B	
Vinyl chloride	ND	6.4	20	ug/L	40	05/02/2016	05/04/2016 10:07	EPA 8260B	
m,p-Xylene	ND	2.3	40	ug/L	40	05/02/2016	05/04/2016 10:07	EPA 8260B	
o-Xylene	ND	2.3	20	ug/L	40	05/02/2016	05/04/2016 10:07	EPA 8260B	
Surrogate: Dibromofluoromethane			96.9 %	60-140		05/02/2016	05/04/2016 10:07	EPA 8260B	
Surrogate: Toluene-d8			90.0 %	60-140		05/02/2016	05/04/2016 10:07	EPA 8260B	
Surrogate: 4-Bromofluorobenzene			83.7 %	60-140		05/02/2016	05/04/2016 10:07	EPA 8260B	



2525 Advance Road
Madison, WI 53718
608.221.8700 Phone
608.221.4889 Fax

Revised Report

TRC Environmental Corporation, Inc.
708 Heartland Trail, Ste 3000
Madison WI, 53717

Project: Madison Kipp Corp. Quarterly Sampling
Project Number: 243950.000001
Project Manager: Andrew Stehn

MW-23D
A161711-12 (Water)

Date Sampled
04/21/2016 13:37

Analyte	Result	Limit of Detection	Limit of Quantitation	Units	Dilution	Prepared	Analyzed	Method	Qualifiers
---------	--------	--------------------	-----------------------	-------	----------	----------	----------	--------	------------

ECCS

Volatile Organic Compounds by Method 8260 - Purge and Trap

Preparation Batch: A605008

Analyte	Result	Limit of Detection	Limit of Quantitation	Units	Dilution	Prepared	Analyzed	Method	Qualifiers
Acetone	ND	68	400	ug/L	20	05/02/2016	05/03/2016 17:19	EPA 8260B	
Benzene	ND	1.8	10	ug/L	20	05/02/2016	05/03/2016 17:19	EPA 8260B	
Bromobenzene	ND	1.7	10	ug/L	20	05/02/2016	05/03/2016 17:19	EPA 8260B	
Bromochloromethane	ND	6.2	10	ug/L	20	05/02/2016	05/03/2016 17:19	EPA 8260B	
Bromodichloromethane	ND	1.5	10	ug/L	20	05/02/2016	05/03/2016 17:19	EPA 8260B	
Bromoform	ND	1.8	10	ug/L	20	05/02/2016	05/03/2016 17:19	EPA 8260B	
Bromomethane	ND	12	100	ug/L	20	05/02/2016	05/03/2016 17:19	EPA 8260B	
2-Butanone	ND	60	400	ug/L	20	05/02/2016	05/03/2016 17:19	EPA 8260B	
n-Butyl Benzene	ND	2.8	10	ug/L	20	05/02/2016	05/03/2016 17:19	EPA 8260B	
sec-Butyl Benzene	ND	2.6	10	ug/L	20	05/02/2016	05/03/2016 17:19	EPA 8260B	
tert-Butylbenzene	ND	2.4	10	ug/L	20	05/02/2016	05/03/2016 17:19	EPA 8260B	
Carbon disulfide	ND	1.1	10	ug/L	20	05/02/2016	05/03/2016 17:19	EPA 8260B	
Carbon tetrachloride	ND	0.76	10	ug/L	20	05/02/2016	05/03/2016 17:19	EPA 8260B	
Chlorobenzene	ND	1.5	10	ug/L	20	05/02/2016	05/03/2016 17:19	EPA 8260B	
Chloroethane	ND	5.0	100	ug/L	20	05/02/2016	05/03/2016 17:19	EPA 8260B	LC
Chloroform	2.2	1.2	10	ug/L	20	05/02/2016	05/03/2016 17:19	EPA 8260B	B, J, D
Chloromethane	ND	3.2	40	ug/L	20	05/02/2016	05/03/2016 17:19	EPA 8260B	
2-Chlorotoluene	ND	1.5	10	ug/L	20	05/02/2016	05/03/2016 17:19	EPA 8260B	
4-Chlorotoluene	ND	1.5	10	ug/L	20	05/02/2016	05/03/2016 17:19	EPA 8260B	
1,2-Dibromo-3-chloropropane	ND	5.0	10	ug/L	20	05/02/2016	05/03/2016 17:19	EPA 8260B	
Dibromochloromethane	ND	1.8	10	ug/L	20	05/02/2016	05/03/2016 17:19	EPA 8260B	
1,2-Dibromoethane (EDB)	ND	2.6	10	ug/L	20	05/02/2016	05/03/2016 17:19	EPA 8260B	
Dibromomethane	ND	2.8	10	ug/L	20	05/02/2016	05/03/2016 17:19	EPA 8260B	
1,2-Dichlorobenzene	ND	1.5	10	ug/L	20	05/02/2016	05/03/2016 17:19	EPA 8260B	
1,4-Dichlorobenzene	ND	1.4	10	ug/L	20	05/02/2016	05/03/2016 17:19	EPA 8260B	
1,3-Dichlorobenzene	ND	1.9	10	ug/L	20	05/02/2016	05/03/2016 17:19	EPA 8260B	
Dichlorodifluoromethane	ND	2.2	10	ug/L	20	05/02/2016	05/03/2016 17:19	EPA 8260B	
1,1-Dichloroethane	ND	2.4	10	ug/L	20	05/02/2016	05/03/2016 17:19	EPA 8260B	
1,2-Dichloroethane	ND	1.6	10	ug/L	20	05/02/2016	05/03/2016 17:19	EPA 8260B	
trans-1,2-Dichloroethene	ND	2.2	10	ug/L	20	05/02/2016	05/03/2016 17:19	EPA 8260B	
cis-1,2-Dichloroethene	ND	2.2	10	ug/L	20	05/02/2016	05/03/2016 17:19	EPA 8260B	
1,1-Dichloroethene	ND	2.8	10	ug/L	20	05/02/2016	05/03/2016 17:19	EPA 8260B	
2,2-Dichloropropane	ND	2.8	10	ug/L	20	05/02/2016	05/03/2016 17:19	EPA 8260B	
1,2-Dichloropropane	ND	2.0	10	ug/L	20	05/02/2016	05/03/2016 17:19	EPA 8260B	
1,3-Dichloropropane	ND	2.2	10	ug/L	20	05/02/2016	05/03/2016 17:19	EPA 8260B	
cis-1,3-Dichloropropene	ND	1.2	10	ug/L	20	05/02/2016	05/03/2016 17:19	EPA 8260B	
trans-1,3-Dichloropropene	ND	1.9	10	ug/L	20	05/02/2016	05/03/2016 17:19	EPA 8260B	
1,1-Dichloropropene	ND	2.2	10	ug/L	20	05/02/2016	05/03/2016 17:19	EPA 8260B	
Diisopropyl Ether	ND	3.0	10	ug/L	20	05/02/2016	05/03/2016 17:19	EPA 8260B	



Revised Report

TRC Environmental Corporation, Inc.
 708 Heartland Trail, Ste 3000
 Madison WI, 53717

Project: Madison Kipp Corp. Quarterly Sampling
 Project Number: 243950.000001
 Project Manager: Andrew Stehn

MW-23D
 A161711-12 (Water)

Date Sampled
 04/21/2016 13:37

Analyte	Result	Limit of Detection	Limit of Quantitation	Units	Dilution	Prepared	Analyzed	Method	Qualifiers
---------	--------	--------------------	-----------------------	-------	----------	----------	----------	--------	------------

ECCS

Volatile Organic Compounds by Method 8260 - Purge and Trap

Preparation Batch: A605008

Ethylbenzene	ND	1.1	10	ug/L	20	05/02/2016	05/03/2016 17:19	EPA 8260B	
Hexachlorobutadiene	ND	2.6	40	ug/L	20	05/02/2016	05/03/2016 17:19	EPA 8260B	
n-Hexane	ND	4.2	10	ug/L	20	05/02/2016	05/03/2016 17:19	EPA 8260B	
2-Hexanone	ND	19	400	ug/L	20	05/02/2016	05/03/2016 17:19	EPA 8260B	
Isopropylbenzene	ND	1.6	10	ug/L	20	05/02/2016	05/03/2016 17:19	EPA 8260B	
p-Isopropyltoluene	ND	1.7	10	ug/L	20	05/02/2016	05/03/2016 17:19	EPA 8260B	
Methylene chloride	ND	2.8	40	ug/L	20	05/02/2016	05/03/2016 17:19	EPA 8260B	
4-Methyl-2-pentanone	ND	15	400	ug/L	20	05/02/2016	05/03/2016 17:19	EPA 8260B	
Methyl t-Butyl Ether	ND	2.8	10	ug/L	20	05/02/2016	05/03/2016 17:19	EPA 8260B	
Naphthalene	ND	1.8	100	ug/L	20	05/02/2016	05/03/2016 17:19	EPA 8260B	
n-Propyl Benzene	ND	2.0	10	ug/L	20	05/02/2016	05/03/2016 17:19	EPA 8260B	
Styrene	ND	1.3	10	ug/L	20	05/02/2016	05/03/2016 17:19	EPA 8260B	
1,1,1,2-Tetrachloroethane	ND	2.2	10	ug/L	20	05/02/2016	05/03/2016 17:19	EPA 8260B	
1,1,2,2-Tetrachloroethane	ND	2.0	10	ug/L	20	05/02/2016	05/03/2016 17:19	EPA 8260B	
Tetrachloroethene	130	1.6	10	ug/L	20	05/02/2016	05/03/2016 17:19	EPA 8260B	D
Tetrahydrofuran	ND	24	200	ug/L	20	05/02/2016	05/03/2016 17:19	EPA 8260B	
Toluene	ND	1.1	10	ug/L	20	05/02/2016	05/03/2016 17:19	EPA 8260B	
1,2,3-Trichlorobenzene	ND	0.90	40	ug/L	20	05/02/2016	05/03/2016 17:19	EPA 8260B	
1,2,4-Trichlorobenzene	ND	1.5	40	ug/L	20	05/02/2016	05/03/2016 17:19	EPA 8260B	
1,1,1-Trichloroethane	ND	2.0	10	ug/L	20	05/02/2016	05/03/2016 17:19	EPA 8260B	
1,1,2-Trichloroethane	ND	2.0	10	ug/L	20	05/02/2016	05/03/2016 17:19	EPA 8260B	
Trichloroethene	ND	1.2	10	ug/L	20	05/02/2016	05/03/2016 17:19	EPA 8260B	
Trichlorofluoromethane	ND	2.6	10	ug/L	20	05/02/2016	05/03/2016 17:19	EPA 8260B	LC
1,2,3-Trichloropropane	ND	3.0	20	ug/L	20	05/02/2016	05/03/2016 17:19	EPA 8260B	
1,1,2-Trichlorotrifluoroethane	ND	2.6	10	ug/L	20	05/02/2016	05/03/2016 17:19	EPA 8260B	
1,3,5-Trimethylbenzene	ND	1.5	10	ug/L	20	05/02/2016	05/03/2016 17:19	EPA 8260B	
1,2,4-Trimethylbenzene	ND	1.2	10	ug/L	20	05/02/2016	05/03/2016 17:19	EPA 8260B	
Vinyl chloride	ND	3.2	10	ug/L	20	05/02/2016	05/03/2016 17:19	EPA 8260B	
m,p-Xylene	ND	1.1	20	ug/L	20	05/02/2016	05/03/2016 17:19	EPA 8260B	
o-Xylene	ND	1.2	10	ug/L	20	05/02/2016	05/03/2016 17:19	EPA 8260B	
Surrogate: Dibromofluoromethane		110 %	60-140			05/02/2016	05/03/2016 17:19	EPA 8260B	
Surrogate: Toluene-d8		98.6 %	60-140			05/02/2016	05/03/2016 17:19	EPA 8260B	
Surrogate: 4-Bromofluorobenzene		94.8 %	60-140			05/02/2016	05/03/2016 17:19	EPA 8260B	



Revised Report

TRC Environmental Corporation, Inc.
708 Heartland Trail, Ste 3000
Madison WI, 53717

Project: Madison Kipp Corp. Quarterly Sampling
Project Number: 243950.000001
Project Manager: Andrew Stehn

MW-22D

Date Sampled
04/21/2016 14:43

A161711-13 (Water)

Analyte	Result	Limit of Detection	Limit of Quantitation	Units	Dilution	Prepared	Analyzed	Method	Qualifiers
---------	--------	--------------------	-----------------------	-------	----------	----------	----------	--------	------------

ECCS

Volatile Organic Compounds by Method 8260 - Purge and Trap

Preparation Batch: A605008

Acetone	ND	68	400	ug/L	20	05/02/2016	05/03/2016 17:47	EPA 8260B	
Benzene	ND	1.8	10	ug/L	20	05/02/2016	05/03/2016 17:47	EPA 8260B	
Bromobenzene	ND	1.7	10	ug/L	20	05/02/2016	05/03/2016 17:47	EPA 8260B	
Bromochloromethane	ND	6.2	10	ug/L	20	05/02/2016	05/03/2016 17:47	EPA 8260B	
Bromodichloromethane	ND	1.5	10	ug/L	20	05/02/2016	05/03/2016 17:47	EPA 8260B	
Bromoform	ND	1.8	10	ug/L	20	05/02/2016	05/03/2016 17:47	EPA 8260B	
Bromomethane	ND	12	100	ug/L	20	05/02/2016	05/03/2016 17:47	EPA 8260B	
2-Butanone	ND	60	400	ug/L	20	05/02/2016	05/03/2016 17:47	EPA 8260B	
n-Butyl Benzene	ND	2.8	10	ug/L	20	05/02/2016	05/03/2016 17:47	EPA 8260B	
sec-Butyl Benzene	ND	2.6	10	ug/L	20	05/02/2016	05/03/2016 17:47	EPA 8260B	
tert-Butylbenzene	ND	2.4	10	ug/L	20	05/02/2016	05/03/2016 17:47	EPA 8260B	
Carbon disulfide	9.2	1.1	10	ug/L	20	05/02/2016	05/03/2016 17:47	EPA 8260B	J, D
Carbon tetrachloride	ND	0.76	10	ug/L	20	05/02/2016	05/03/2016 17:47	EPA 8260B	
Chlorobenzene	ND	1.5	10	ug/L	20	05/02/2016	05/03/2016 17:47	EPA 8260B	
Chloroethane	ND	5.0	100	ug/L	20	05/02/2016	05/03/2016 17:47	EPA 8260B	LC
Chloroform	2.4	1.2	10	ug/L	20	05/02/2016	05/03/2016 17:47	EPA 8260B	B, J, D
Chloromethane	ND	3.2	40	ug/L	20	05/02/2016	05/03/2016 17:47	EPA 8260B	
2-Chlorotoluene	ND	1.5	10	ug/L	20	05/02/2016	05/03/2016 17:47	EPA 8260B	
4-Chlorotoluene	ND	1.5	10	ug/L	20	05/02/2016	05/03/2016 17:47	EPA 8260B	
1,2-Dibromo-3-chloropropane	ND	5.0	10	ug/L	20	05/02/2016	05/03/2016 17:47	EPA 8260B	
Dibromochloromethane	ND	1.8	10	ug/L	20	05/02/2016	05/03/2016 17:47	EPA 8260B	
1,2-Dibromoethane (EDB)	ND	2.6	10	ug/L	20	05/02/2016	05/03/2016 17:47	EPA 8260B	
Dibromomethane	ND	2.8	10	ug/L	20	05/02/2016	05/03/2016 17:47	EPA 8260B	
1,2-Dichlorobenzene	ND	1.5	10	ug/L	20	05/02/2016	05/03/2016 17:47	EPA 8260B	
1,4-Dichlorobenzene	ND	1.4	10	ug/L	20	05/02/2016	05/03/2016 17:47	EPA 8260B	
1,3-Dichlorobenzene	ND	1.9	10	ug/L	20	05/02/2016	05/03/2016 17:47	EPA 8260B	
Dichlorodifluoromethane	ND	2.2	10	ug/L	20	05/02/2016	05/03/2016 17:47	EPA 8260B	
1,1-Dichloroethane	ND	2.4	10	ug/L	20	05/02/2016	05/03/2016 17:47	EPA 8260B	
1,2-Dichloroethane	ND	1.6	10	ug/L	20	05/02/2016	05/03/2016 17:47	EPA 8260B	
trans-1,2-Dichloroethene	ND	2.2	10	ug/L	20	05/02/2016	05/03/2016 17:47	EPA 8260B	
cis-1,2-Dichloroethene	3.6	2.2	10	ug/L	20	05/02/2016	05/03/2016 17:47	EPA 8260B	J, D
1,1-Dichloroethene	ND	2.8	10	ug/L	20	05/02/2016	05/03/2016 17:47	EPA 8260B	
2,2-Dichloropropane	ND	2.8	10	ug/L	20	05/02/2016	05/03/2016 17:47	EPA 8260B	
1,2-Dichloropropane	ND	2.0	10	ug/L	20	05/02/2016	05/03/2016 17:47	EPA 8260B	
1,3-Dichloropropane	ND	2.2	10	ug/L	20	05/02/2016	05/03/2016 17:47	EPA 8260B	
cis-1,3-Dichloropropene	ND	1.2	10	ug/L	20	05/02/2016	05/03/2016 17:47	EPA 8260B	
trans-1,3-Dichloropropene	ND	1.9	10	ug/L	20	05/02/2016	05/03/2016 17:47	EPA 8260B	
1,1-Dichloropropene	ND	2.2	10	ug/L	20	05/02/2016	05/03/2016 17:47	EPA 8260B	
Diisopropyl Ether	ND	3.0	10	ug/L	20	05/02/2016	05/03/2016 17:47	EPA 8260B	
Ethylbenzene	ND	1.1	10	ug/L	20	05/02/2016	05/03/2016 17:47	EPA 8260B	



2525 Advance Road
 Madison, WI 53718
 608.221.8700 Phone
 608.221.4889 Fax

Revised Report

TRC Environmental Corporation, Inc.
 708 Heartland Trail, Ste 3000
 Madison WI, 53717

Project: Madison Kipp Corp. Quarterly Sampling
 Project Number: 243950.000001
 Project Manager: Andrew Stehn

MW-22D
A161711-13 (Water)

Date Sampled
 04/21/2016 14:43

Analyte	Result	Limit of Detection	Limit of Quantitation	Units	Dilution	Prepared	Analyzed	Method	Qualifiers
---------	--------	--------------------	-----------------------	-------	----------	----------	----------	--------	------------

ECCS

Volatile Organic Compounds by Method 8260 - Purge and Trap

Preparation Batch: A605008

Hexachlorobutadiene	ND	2.6	40	ug/L	20	05/02/2016	05/03/2016 17:47	EPA 8260B	
n-Hexane	ND	4.2	10	ug/L	20	05/02/2016	05/03/2016 17:47	EPA 8260B	
2-Hexanone	ND	19	400	ug/L	20	05/02/2016	05/03/2016 17:47	EPA 8260B	
Isopropylbenzene	ND	1.6	10	ug/L	20	05/02/2016	05/03/2016 17:47	EPA 8260B	
p-Isopropyltoluene	ND	1.7	10	ug/L	20	05/02/2016	05/03/2016 17:47	EPA 8260B	
Methylene chloride	ND	2.8	40	ug/L	20	05/02/2016	05/03/2016 17:47	EPA 8260B	
4-Methyl-2-pentanone	ND	15	400	ug/L	20	05/02/2016	05/03/2016 17:47	EPA 8260B	
Methyl t-Butyl Ether	ND	2.8	10	ug/L	20	05/02/2016	05/03/2016 17:47	EPA 8260B	
Naphthalene	ND	1.8	100	ug/L	20	05/02/2016	05/03/2016 17:47	EPA 8260B	
n-Propyl Benzene	ND	2.0	10	ug/L	20	05/02/2016	05/03/2016 17:47	EPA 8260B	
Styrene	ND	1.3	10	ug/L	20	05/02/2016	05/03/2016 17:47	EPA 8260B	
1,1,1,2-Tetrachloroethane	ND	2.2	10	ug/L	20	05/02/2016	05/03/2016 17:47	EPA 8260B	
1,1,2,2-Tetrachloroethane	ND	2.0	10	ug/L	20	05/02/2016	05/03/2016 17:47	EPA 8260B	
Tetrachloroethene	140	1.6	10	ug/L	20	05/02/2016	05/03/2016 17:47	EPA 8260B	D
Tetrahydrofuran	ND	24	200	ug/L	20	05/02/2016	05/03/2016 17:47	EPA 8260B	
Toluene	ND	1.1	10	ug/L	20	05/02/2016	05/03/2016 17:47	EPA 8260B	
1,2,3-Trichlorobenzene	ND	0.90	40	ug/L	20	05/02/2016	05/03/2016 17:47	EPA 8260B	
1,2,4-Trichlorobenzene	ND	1.5	40	ug/L	20	05/02/2016	05/03/2016 17:47	EPA 8260B	
1,1,1-Trichloroethane	ND	2.0	10	ug/L	20	05/02/2016	05/03/2016 17:47	EPA 8260B	
1,1,2-Trichloroethane	ND	2.0	10	ug/L	20	05/02/2016	05/03/2016 17:47	EPA 8260B	
Trichloroethene	5.6	1.2	10	ug/L	20	05/02/2016	05/03/2016 17:47	EPA 8260B	J, D
Trichlorofluoromethane	ND	2.6	10	ug/L	20	05/02/2016	05/03/2016 17:47	EPA 8260B	LC
1,2,3-Trichloropropane	ND	3.0	20	ug/L	20	05/02/2016	05/03/2016 17:47	EPA 8260B	
1,1,2-Trichlorotrifluoroethane	ND	2.6	10	ug/L	20	05/02/2016	05/03/2016 17:47	EPA 8260B	
1,3,5-Trimethylbenzene	ND	1.5	10	ug/L	20	05/02/2016	05/03/2016 17:47	EPA 8260B	
1,2,4-Trimethylbenzene	ND	1.2	10	ug/L	20	05/02/2016	05/03/2016 17:47	EPA 8260B	
Vinyl chloride	ND	3.2	10	ug/L	20	05/02/2016	05/03/2016 17:47	EPA 8260B	
m,p-Xylene	ND	1.1	20	ug/L	20	05/02/2016	05/03/2016 17:47	EPA 8260B	
o-Xylene	ND	1.2	10	ug/L	20	05/02/2016	05/03/2016 17:47	EPA 8260B	
Surrogate: Dibromofluoromethane			99.0 %	60-140		05/02/2016	05/03/2016 17:47	EPA 8260B	
Surrogate: Toluene-d8			88.9 %	60-140		05/02/2016	05/03/2016 17:47	EPA 8260B	
Surrogate: 4-Bromofluorobenzene			88.9 %	60-140		05/02/2016	05/03/2016 17:47	EPA 8260B	

Revised Report

 TRC Environmental Corporation, Inc.
 708 Heartland Trail, Ste 3000
 Madison WI, 53717

 Project: Madison Kipp Corp. Quarterly Sampling
 Project Number: 243950.000001
 Project Manager: Andrew Stehn

MW-2D
A161711-14 (Water)
Date Sampled
04/21/2016 16:27

Analyte	Result	Limit of Detection	Limit of Quantitation	Units	Dilution	Prepared	Analyzed	Method	Qualifiers
---------	--------	-----------------------	--------------------------	-------	----------	----------	----------	--------	------------

ECCS
Volatile Organic Compounds by Method 8260 - Purge and Trap
Preparation Batch: A605008

Analyte	Result	Limit of Detection	Limit of Quantitation	Units	Dilution	Prepared	Analyzed	Method	Qualifiers
Acetone	ND	34	200	ug/L	10	05/02/2016	05/03/2016 18:14	EPA 8260B	
Benzene	ND	0.89	5.0	ug/L	10	05/02/2016	05/03/2016 18:14	EPA 8260B	
Bromobenzene	ND	0.84	5.0	ug/L	10	05/02/2016	05/03/2016 18:14	EPA 8260B	
Bromochloromethane	ND	3.1	5.0	ug/L	10	05/02/2016	05/03/2016 18:14	EPA 8260B	
Bromodichloromethane	ND	0.77	5.0	ug/L	10	05/02/2016	05/03/2016 18:14	EPA 8260B	
Bromoform	ND	0.88	5.0	ug/L	10	05/02/2016	05/03/2016 18:14	EPA 8260B	
Bromomethane	ND	5.9	50	ug/L	10	05/02/2016	05/03/2016 18:14	EPA 8260B	
2-Butanone	ND	30	200	ug/L	10	05/02/2016	05/03/2016 18:14	EPA 8260B	
n-Butyl Benzene	ND	1.4	5.0	ug/L	10	05/02/2016	05/03/2016 18:14	EPA 8260B	
sec-Butyl Benzene	ND	1.3	5.0	ug/L	10	05/02/2016	05/03/2016 18:14	EPA 8260B	
tert-Butylbenzene	ND	1.2	5.0	ug/L	10	05/02/2016	05/03/2016 18:14	EPA 8260B	
Carbon disulfide	ND	0.53	5.0	ug/L	10	05/02/2016	05/03/2016 18:14	EPA 8260B	
Carbon tetrachloride	ND	0.38	5.0	ug/L	10	05/02/2016	05/03/2016 18:14	EPA 8260B	
Chlorobenzene	ND	0.73	5.0	ug/L	10	05/02/2016	05/03/2016 18:14	EPA 8260B	
Chloroethane	ND	2.5	50	ug/L	10	05/02/2016	05/03/2016 18:14	EPA 8260B	LC
Chloroform	ND	0.62	5.0	ug/L	10	05/02/2016	05/03/2016 18:14	EPA 8260B	
Chloromethane	ND	1.6	20	ug/L	10	05/02/2016	05/03/2016 18:14	EPA 8260B	
2-Chlorotoluene	ND	0.75	5.0	ug/L	10	05/02/2016	05/03/2016 18:14	EPA 8260B	
4-Chlorotoluene	ND	0.73	5.0	ug/L	10	05/02/2016	05/03/2016 18:14	EPA 8260B	
1,2-Dibromo-3-chloropropane	ND	2.5	5.0	ug/L	10	05/02/2016	05/03/2016 18:14	EPA 8260B	
Dibromochloromethane	ND	0.91	5.0	ug/L	10	05/02/2016	05/03/2016 18:14	EPA 8260B	
1,2-Dibromoethane (EDB)	ND	1.3	5.0	ug/L	10	05/02/2016	05/03/2016 18:14	EPA 8260B	
Dibromomethane	ND	1.4	5.0	ug/L	10	05/02/2016	05/03/2016 18:14	EPA 8260B	
1,2-Dichlorobenzene	ND	0.76	5.0	ug/L	10	05/02/2016	05/03/2016 18:14	EPA 8260B	
1,4-Dichlorobenzene	ND	0.70	5.0	ug/L	10	05/02/2016	05/03/2016 18:14	EPA 8260B	
1,3-Dichlorobenzene	ND	0.96	5.0	ug/L	10	05/02/2016	05/03/2016 18:14	EPA 8260B	
Dichlorodifluoromethane	ND	1.1	5.0	ug/L	10	05/02/2016	05/03/2016 18:14	EPA 8260B	
1,1-Dichloroethane	ND	1.2	5.0	ug/L	10	05/02/2016	05/03/2016 18:14	EPA 8260B	
1,2-Dichloroethane	ND	0.78	5.0	ug/L	10	05/02/2016	05/03/2016 18:14	EPA 8260B	
trans-1,2-Dichloroethene	ND	1.1	5.0	ug/L	10	05/02/2016	05/03/2016 18:14	EPA 8260B	
cis-1,2-Dichloroethene	ND	1.1	5.0	ug/L	10	05/02/2016	05/03/2016 18:14	EPA 8260B	
1,1-Dichloroethene	ND	1.4	5.0	ug/L	10	05/02/2016	05/03/2016 18:14	EPA 8260B	
2,2-Dichloropropane	ND	1.4	5.0	ug/L	10	05/02/2016	05/03/2016 18:14	EPA 8260B	
1,2-Dichloropropane	ND	1.0	5.0	ug/L	10	05/02/2016	05/03/2016 18:14	EPA 8260B	
1,3-Dichloropropane	ND	1.1	5.0	ug/L	10	05/02/2016	05/03/2016 18:14	EPA 8260B	
cis-1,3-Dichloropropene	ND	0.61	5.0	ug/L	10	05/02/2016	05/03/2016 18:14	EPA 8260B	
trans-1,3-Dichloropropene	ND	0.96	5.0	ug/L	10	05/02/2016	05/03/2016 18:14	EPA 8260B	
1,1-Dichloropropene	ND	1.1	5.0	ug/L	10	05/02/2016	05/03/2016 18:14	EPA 8260B	
Diisopropyl Ether	ND	1.5	5.0	ug/L	10	05/02/2016	05/03/2016 18:14	EPA 8260B	



2525 Advance Road
Madison, WI 53718
608.221.8700 Phone
608.221.4889 Fax

Revised Report

TRC Environmental Corporation, Inc.
708 Heartland Trail, Ste 3000
Madison WI, 53717

Project: Madison Kipp Corp. Quarterly Sampling
Project Number: 243950.000001
Project Manager: Andrew Stehn

MW-2D

Date Sampled
04/21/2016 16:27

A161711-14 (Water)

Analyte	Result	Limit of Detection	Limit of Quantitation	Units	Dilution	Prepared	Analyzed	Method	Qualifiers
---------	--------	--------------------	-----------------------	-------	----------	----------	----------	--------	------------

ECCS

Volatile Organic Compounds by Method 8260 - Purge and Trap

Preparation Batch: A605008

Ethylbenzene	ND	0.54	5.0	ug/L	10	05/02/2016	05/03/2016 18:14	EPA 8260B	
Hexachlorobutadiene	ND	1.3	20	ug/L	10	05/02/2016	05/03/2016 18:14	EPA 8260B	
n-Hexane	ND	2.1	5.0	ug/L	10	05/02/2016	05/03/2016 18:14	EPA 8260B	
2-Hexanone	ND	9.5	200	ug/L	10	05/02/2016	05/03/2016 18:14	EPA 8260B	
Isopropylbenzene	ND	0.81	5.0	ug/L	10	05/02/2016	05/03/2016 18:14	EPA 8260B	
p-Isopropyltoluene	ND	0.85	5.0	ug/L	10	05/02/2016	05/03/2016 18:14	EPA 8260B	
Methylene chloride	ND	1.4	20	ug/L	10	05/02/2016	05/03/2016 18:14	EPA 8260B	
4-Methyl-2-pentanone	ND	7.7	200	ug/L	10	05/02/2016	05/03/2016 18:14	EPA 8260B	
Methyl t-Butyl Ether	ND	1.4	5.0	ug/L	10	05/02/2016	05/03/2016 18:14	EPA 8260B	
Naphthalene	ND	0.88	50	ug/L	10	05/02/2016	05/03/2016 18:14	EPA 8260B	
n-Propyl Benzene	ND	1.0	5.0	ug/L	10	05/02/2016	05/03/2016 18:14	EPA 8260B	
Styrene	ND	0.65	5.0	ug/L	10	05/02/2016	05/03/2016 18:14	EPA 8260B	
1,1,1,2-Tetrachloroethane	ND	1.1	5.0	ug/L	10	05/02/2016	05/03/2016 18:14	EPA 8260B	
1,1,2,2-Tetrachloroethane	ND	0.99	5.0	ug/L	10	05/02/2016	05/03/2016 18:14	EPA 8260B	
Tetrachloroethene	290	0.81	5.0	ug/L	10	05/02/2016	05/03/2016 18:14	EPA 8260B	D
Tetrahydrofuran	ND	12	100	ug/L	10	05/02/2016	05/03/2016 18:14	EPA 8260B	
Toluene	ND	0.53	5.0	ug/L	10	05/02/2016	05/03/2016 18:14	EPA 8260B	
1,2,3-Trichlorobenzene	ND	0.45	20	ug/L	10	05/02/2016	05/03/2016 18:14	EPA 8260B	
1,2,4-Trichlorobenzene	ND	0.77	20	ug/L	10	05/02/2016	05/03/2016 18:14	EPA 8260B	
1,1,1-Trichloroethane	ND	1.0	5.0	ug/L	10	05/02/2016	05/03/2016 18:14	EPA 8260B	
1,1,2-Trichloroethane	ND	1.0	5.0	ug/L	10	05/02/2016	05/03/2016 18:14	EPA 8260B	
Trichloroethene	ND	0.62	5.0	ug/L	10	05/02/2016	05/03/2016 18:14	EPA 8260B	
Trichlorofluoromethane	ND	1.3	5.0	ug/L	10	05/02/2016	05/03/2016 18:14	EPA 8260B	LC
1,2,3-Trichloropropane	ND	1.5	10	ug/L	10	05/02/2016	05/03/2016 18:14	EPA 8260B	
1,1,2-Trichlorotrifluoroethane	ND	1.3	5.0	ug/L	10	05/02/2016	05/03/2016 18:14	EPA 8260B	
1,3,5-Trimethylbenzene	ND	0.75	5.0	ug/L	10	05/02/2016	05/03/2016 18:14	EPA 8260B	
1,2,4-Trimethylbenzene	ND	0.60	5.0	ug/L	10	05/02/2016	05/03/2016 18:14	EPA 8260B	
Vinyl chloride	ND	1.6	5.0	ug/L	10	05/02/2016	05/03/2016 18:14	EPA 8260B	
m,p-Xylene	ND	0.57	10	ug/L	10	05/02/2016	05/03/2016 18:14	EPA 8260B	
o-Xylene	ND	0.58	5.0	ug/L	10	05/02/2016	05/03/2016 18:14	EPA 8260B	

Surrogate: Dibromofluoromethane	102 %	60-140	05/02/2016	05/03/2016 18:14	EPA 8260B
Surrogate: Toluene-d8	92.4 %	60-140	05/02/2016	05/03/2016 18:14	EPA 8260B
Surrogate: 4-Bromofluorobenzene	88.1 %	60-140	05/02/2016	05/03/2016 18:14	EPA 8260B



2525 Advance Road
Madison, WI 53718
608.221.8700 Phone
608.221.4889 Fax

Revised Report

TRC Environmental Corporation, Inc.
708 Heartland Trail, Ste 3000
Madison WI, 53717

Project: Madison Kipp Corp. Quarterly Sampling
Project Number: 243950.000001
Project Manager: Andrew Stehn

MW-3D

A161711-15 (Water)

Date Sampled

04/22/2016 10:33

Analyte	Result	Limit of Detection	Limit of Quantitation	Units	Dilution	Prepared	Analyzed	Method	Qualifiers
---------	--------	--------------------	-----------------------	-------	----------	----------	----------	--------	------------

ECCS

Volatile Organic Compounds by Method 8260 - Purge and Trap

Preparation Batch: A605008

Analyte	Result	Limit of Detection	Limit of Quantitation	Units	Dilution	Prepared	Analyzed	Method	Qualifiers
Acetone	14	3.4	20	ug/L	1	05/02/2016	05/02/2016 21:31	EPA 8260B	J
Benzene	ND	0.089	0.50	ug/L	1	05/02/2016	05/02/2016 21:31	EPA 8260B	
Bromobenzene	ND	0.084	0.50	ug/L	1	05/02/2016	05/02/2016 21:31	EPA 8260B	
Bromochloromethane	ND	0.31	0.50	ug/L	1	05/02/2016	05/02/2016 21:31	EPA 8260B	
Bromodichloromethane	ND	0.077	0.50	ug/L	1	05/02/2016	05/02/2016 21:31	EPA 8260B	
Bromoform	ND	0.088	0.50	ug/L	1	05/02/2016	05/02/2016 21:31	EPA 8260B	
Bromomethane	ND	0.59	5.0	ug/L	1	05/02/2016	05/02/2016 21:31	EPA 8260B	
2-Butanone	4.0	3.0	20	ug/L	1	05/02/2016	05/02/2016 21:31	EPA 8260B	J
n-Butyl Benzene	ND	0.14	0.50	ug/L	1	05/02/2016	05/02/2016 21:31	EPA 8260B	
sec-Butyl Benzene	ND	0.13	0.50	ug/L	1	05/02/2016	05/02/2016 21:31	EPA 8260B	
tert-Butylbenzene	ND	0.12	0.50	ug/L	1	05/02/2016	05/02/2016 21:31	EPA 8260B	
Carbon disulfide	ND	0.053	0.50	ug/L	1	05/02/2016	05/02/2016 21:31	EPA 8260B	
Carbon tetrachloride	ND	0.038	0.50	ug/L	1	05/02/2016	05/02/2016 21:31	EPA 8260B	
Chlorobenzene	ND	0.073	0.50	ug/L	1	05/02/2016	05/02/2016 21:31	EPA 8260B	
Chloroethane	ND	0.25	5.0	ug/L	1	05/02/2016	05/02/2016 21:31	EPA 8260B	LC
Chloroform	ND	0.062	0.50	ug/L	1	05/02/2016	05/02/2016 21:31	EPA 8260B	
Chloromethane	ND	0.16	2.0	ug/L	1	05/02/2016	05/02/2016 21:31	EPA 8260B	
2-Chlorotoluene	ND	0.075	0.50	ug/L	1	05/02/2016	05/02/2016 21:31	EPA 8260B	
4-Chlorotoluene	ND	0.073	0.50	ug/L	1	05/02/2016	05/02/2016 21:31	EPA 8260B	
1,2-Dibromo-3-chloropropane	ND	0.25	0.50	ug/L	1	05/02/2016	05/02/2016 21:31	EPA 8260B	
Dibromochloromethane	ND	0.091	0.50	ug/L	1	05/02/2016	05/02/2016 21:31	EPA 8260B	
1,2-Dibromoethane (EDB)	ND	0.13	0.50	ug/L	1	05/02/2016	05/02/2016 21:31	EPA 8260B	
Dibromomethane	ND	0.14	0.50	ug/L	1	05/02/2016	05/02/2016 21:31	EPA 8260B	
1,2-Dichlorobenzene	ND	0.076	0.50	ug/L	1	05/02/2016	05/02/2016 21:31	EPA 8260B	
1,4-Dichlorobenzene	ND	0.070	0.50	ug/L	1	05/02/2016	05/02/2016 21:31	EPA 8260B	
1,3-Dichlorobenzene	ND	0.096	0.50	ug/L	1	05/02/2016	05/02/2016 21:31	EPA 8260B	
Dichlorodifluoromethane	ND	0.11	0.50	ug/L	1	05/02/2016	05/02/2016 21:31	EPA 8260B	
1,1-Dichloroethane	ND	0.12	0.50	ug/L	1	05/02/2016	05/02/2016 21:31	EPA 8260B	
1,2-Dichloroethane	ND	0.078	0.50	ug/L	1	05/02/2016	05/02/2016 21:31	EPA 8260B	
trans-1,2-Dichloroethene	ND	0.11	0.50	ug/L	1	05/02/2016	05/02/2016 21:31	EPA 8260B	
cis-1,2-Dichloroethene	0.77	0.11	0.50	ug/L	1	05/02/2016	05/02/2016 21:31	EPA 8260B	
1,1-Dichloroethene	ND	0.14	0.50	ug/L	1	05/02/2016	05/02/2016 21:31	EPA 8260B	
2,2-Dichloropropane	ND	0.14	0.50	ug/L	1	05/02/2016	05/02/2016 21:31	EPA 8260B	
1,2-Dichloropropane	ND	0.10	0.50	ug/L	1	05/02/2016	05/02/2016 21:31	EPA 8260B	
1,3-Dichloropropane	ND	0.11	0.50	ug/L	1	05/02/2016	05/02/2016 21:31	EPA 8260B	
cis-1,3-Dichloropropene	ND	0.061	0.50	ug/L	1	05/02/2016	05/02/2016 21:31	EPA 8260B	
trans-1,3-Dichloropropene	ND	0.096	0.50	ug/L	1	05/02/2016	05/02/2016 21:31	EPA 8260B	
1,1-Dichloropropene	ND	0.11	0.50	ug/L	1	05/02/2016	05/02/2016 21:31	EPA 8260B	
Diisopropyl Ether	ND	0.15	0.50	ug/L	1	05/02/2016	05/02/2016 21:31	EPA 8260B	
Ethylbenzene	ND	0.054	0.50	ug/L	1	05/02/2016	05/02/2016 21:31	EPA 8260B	



2525 Advance Road
Madison, WI 53718
608.221.8700 Phone
608.221.4889 Fax

Revised Report

TRC Environmental Corporation, Inc.
708 Heartland Trail, Ste 3000
Madison WI, 53717

Project: Madison Kipp Corp. Quarterly Sampling
Project Number: 243950.000001
Project Manager: Andrew Stehn

MW-3D

A161711-15 (Water)

Date Sampled
04/22/2016 10:33

Analyte	Result	Limit of Detection	Limit of Quantitation	Units	Dilution	Prepared	Analyzed	Method	Qualifiers
---------	--------	--------------------	-----------------------	-------	----------	----------	----------	--------	------------

ECCS

Volatile Organic Compounds by Method 8260 - Purge and Trap

Preparation Batch: A605008

Hexachlorobutadiene	ND	0.13	2.0	ug/L	1	05/02/2016	05/02/2016 21:31	EPA 8260B	
n-Hexane	ND	0.21	0.50	ug/L	1	05/02/2016	05/02/2016 21:31	EPA 8260B	
2-Hexanone	ND	0.95	20	ug/L	1	05/02/2016	05/02/2016 21:31	EPA 8260B	
Isopropylbenzene	ND	0.081	0.50	ug/L	1	05/02/2016	05/02/2016 21:31	EPA 8260B	
p-Isopropyltoluene	ND	0.085	0.50	ug/L	1	05/02/2016	05/02/2016 21:31	EPA 8260B	
Methylene chloride	ND	0.14	2.0	ug/L	1	05/02/2016	05/02/2016 21:31	EPA 8260B	
4-Methyl-2-pentanone	ND	0.77	20	ug/L	1	05/02/2016	05/02/2016 21:31	EPA 8260B	
Methyl t-Butyl Ether	ND	0.14	0.50	ug/L	1	05/02/2016	05/02/2016 21:31	EPA 8260B	
Naphthalene	ND	0.088	5.0	ug/L	1	05/02/2016	05/02/2016 21:31	EPA 8260B	
n-Propyl Benzene	ND	0.10	0.50	ug/L	1	05/02/2016	05/02/2016 21:31	EPA 8260B	
Styrene	ND	0.065	0.50	ug/L	1	05/02/2016	05/02/2016 21:31	EPA 8260B	
1,1,1,2-Tetrachloroethane	ND	0.11	0.50	ug/L	1	05/02/2016	05/02/2016 21:31	EPA 8260B	
1,1,2,2-Tetrachloroethane	ND	0.099	0.50	ug/L	1	05/02/2016	05/02/2016 21:31	EPA 8260B	
Tetrachloroethene	2.3	0.081	0.50	ug/L	1	05/02/2016	05/02/2016 21:31	EPA 8260B	
Tetrahydrofuran	ND	1.2	10	ug/L	1	05/02/2016	05/02/2016 21:31	EPA 8260B	
Toluene	ND	0.053	0.50	ug/L	1	05/02/2016	05/02/2016 21:31	EPA 8260B	
1,2,3-Trichlorobenzene	ND	0.045	2.0	ug/L	1	05/02/2016	05/02/2016 21:31	EPA 8260B	
1,2,4-Trichlorobenzene	ND	0.077	2.0	ug/L	1	05/02/2016	05/02/2016 21:31	EPA 8260B	
1,1,1-Trichloroethane	ND	0.10	0.50	ug/L	1	05/02/2016	05/02/2016 21:31	EPA 8260B	
1,1,2-Trichloroethane	ND	0.10	0.50	ug/L	1	05/02/2016	05/02/2016 21:31	EPA 8260B	
Trichloroethene	0.63	0.062	0.50	ug/L	1	05/02/2016	05/02/2016 21:31	EPA 8260B	
Trichlorofluoromethane	ND	0.13	0.50	ug/L	1	05/02/2016	05/02/2016 21:31	EPA 8260B	LC
1,2,3-Trichloropropane	ND	0.15	1.0	ug/L	1	05/02/2016	05/02/2016 21:31	EPA 8260B	
1,1,2-Trichlorotrifluoroethane	ND	0.13	0.50	ug/L	1	05/02/2016	05/02/2016 21:31	EPA 8260B	
1,3,5-Trimethylbenzene	ND	0.075	0.50	ug/L	1	05/02/2016	05/02/2016 21:31	EPA 8260B	
1,2,4-Trimethylbenzene	ND	0.060	0.50	ug/L	1	05/02/2016	05/02/2016 21:31	EPA 8260B	
Vinyl chloride	ND	0.16	0.50	ug/L	1	05/02/2016	05/02/2016 21:31	EPA 8260B	
m,p-Xylene	ND	0.057	1.0	ug/L	1	05/02/2016	05/02/2016 21:31	EPA 8260B	
o-Xylene	ND	0.058	0.50	ug/L	1	05/02/2016	05/02/2016 21:31	EPA 8260B	
Surrogate: Dibromofluoromethane			102 %	60-140		05/02/2016	05/02/2016 21:31	EPA 8260B	
Surrogate: Toluene-d8			93.1 %	60-140		05/02/2016	05/02/2016 21:31	EPA 8260B	
Surrogate: 4-Bromofluorobenzene			89.4 %	60-140		05/02/2016	05/02/2016 21:31	EPA 8260B	



2525 Advance Road
 Madison, WI 53718
 608.221.8700 Phone
 608.221.4889 Fax

Revised Report

TRC Environmental Corporation, Inc.
 708 Heartland Trail, Ste 3000
 Madison WI, 53717

Project: Madison Kipp Corp. Quarterly Sampling
 Project Number: 243950.000001
 Project Manager: Andrew Stehn

MW-3D2
 A161711-16 (Water)

Date Sampled
 04/22/2016 11:25

Analyte	Result	Limit of Detection	Limit of Quantitation	Units	Dilution	Prepared	Analyzed	Method	Qualifiers
---------	--------	--------------------	-----------------------	-------	----------	----------	----------	--------	------------

ECCS

Volatile Organic Compounds by Method 8260 - Purge and Trap

Preparation Batch: A605008

Acetone	ND	3.4	20	ug/L	1	05/02/2016	05/02/2016 22:00	EPA 8260B	
Benzene	ND	0.089	0.50	ug/L	1	05/02/2016	05/02/2016 22:00	EPA 8260B	
Bromobenzene	ND	0.084	0.50	ug/L	1	05/02/2016	05/02/2016 22:00	EPA 8260B	
Bromochloromethane	ND	0.31	0.50	ug/L	1	05/02/2016	05/02/2016 22:00	EPA 8260B	
Bromodichloromethane	ND	0.077	0.50	ug/L	1	05/02/2016	05/02/2016 22:00	EPA 8260B	
Bromoform	ND	0.088	0.50	ug/L	1	05/02/2016	05/02/2016 22:00	EPA 8260B	
Bromomethane	ND	0.59	5.0	ug/L	1	05/02/2016	05/02/2016 22:00	EPA 8260B	
2-Butanone	ND	3.0	20	ug/L	1	05/02/2016	05/02/2016 22:00	EPA 8260B	
n-Butyl Benzene	ND	0.14	0.50	ug/L	1	05/02/2016	05/02/2016 22:00	EPA 8260B	
sec-Butyl Benzene	ND	0.13	0.50	ug/L	1	05/02/2016	05/02/2016 22:00	EPA 8260B	
tert-Butylbenzene	ND	0.12	0.50	ug/L	1	05/02/2016	05/02/2016 22:00	EPA 8260B	
Carbon disulfide	ND	0.053	0.50	ug/L	1	05/02/2016	05/02/2016 22:00	EPA 8260B	
Carbon tetrachloride	ND	0.038	0.50	ug/L	1	05/02/2016	05/02/2016 22:00	EPA 8260B	
Chlorobenzene	ND	0.073	0.50	ug/L	1	05/02/2016	05/02/2016 22:00	EPA 8260B	
Chloroethane	ND	0.25	5.0	ug/L	1	05/02/2016	05/02/2016 22:00	EPA 8260B	LC
Chloroform	ND	0.062	0.50	ug/L	1	05/02/2016	05/02/2016 22:00	EPA 8260B	
Chloromethane	ND	0.16	2.0	ug/L	1	05/02/2016	05/02/2016 22:00	EPA 8260B	
2-Chlorotoluene	ND	0.075	0.50	ug/L	1	05/02/2016	05/02/2016 22:00	EPA 8260B	
4-Chlorotoluene	ND	0.073	0.50	ug/L	1	05/02/2016	05/02/2016 22:00	EPA 8260B	
1,2-Dibromo-3-chloropropane	ND	0.25	0.50	ug/L	1	05/02/2016	05/02/2016 22:00	EPA 8260B	
Dibromochloromethane	ND	0.091	0.50	ug/L	1	05/02/2016	05/02/2016 22:00	EPA 8260B	
1,2-Dibromoethane (EDB)	ND	0.13	0.50	ug/L	1	05/02/2016	05/02/2016 22:00	EPA 8260B	
Dibromomethane	ND	0.14	0.50	ug/L	1	05/02/2016	05/02/2016 22:00	EPA 8260B	
1,2-Dichlorobenzene	ND	0.076	0.50	ug/L	1	05/02/2016	05/02/2016 22:00	EPA 8260B	
1,4-Dichlorobenzene	ND	0.070	0.50	ug/L	1	05/02/2016	05/02/2016 22:00	EPA 8260B	
1,3-Dichlorobenzene	ND	0.096	0.50	ug/L	1	05/02/2016	05/02/2016 22:00	EPA 8260B	
Dichlorodifluoromethane	ND	0.11	0.50	ug/L	1	05/02/2016	05/02/2016 22:00	EPA 8260B	
1,1-Dichloroethane	ND	0.12	0.50	ug/L	1	05/02/2016	05/02/2016 22:00	EPA 8260B	
1,2-Dichloroethane	ND	0.078	0.50	ug/L	1	05/02/2016	05/02/2016 22:00	EPA 8260B	
trans-1,2-Dichloroethene	ND	0.11	0.50	ug/L	1	05/02/2016	05/02/2016 22:00	EPA 8260B	
cis-1,2-Dichloroethene	0.84	0.11	0.50	ug/L	1	05/02/2016	05/02/2016 22:00	EPA 8260B	
1,1-Dichloroethene	ND	0.14	0.50	ug/L	1	05/02/2016	05/02/2016 22:00	EPA 8260B	
2,2-Dichloropropane	ND	0.14	0.50	ug/L	1	05/02/2016	05/02/2016 22:00	EPA 8260B	
1,2-Dichloropropane	ND	0.10	0.50	ug/L	1	05/02/2016	05/02/2016 22:00	EPA 8260B	
1,3-Dichloropropane	ND	0.11	0.50	ug/L	1	05/02/2016	05/02/2016 22:00	EPA 8260B	
cis-1,3-Dichloropropene	ND	0.061	0.50	ug/L	1	05/02/2016	05/02/2016 22:00	EPA 8260B	
trans-1,3-Dichloropropene	ND	0.096	0.50	ug/L	1	05/02/2016	05/02/2016 22:00	EPA 8260B	
1,1-Dichloropropene	ND	0.11	0.50	ug/L	1	05/02/2016	05/02/2016 22:00	EPA 8260B	
Diisopropyl Ether	ND	0.15	0.50	ug/L	1	05/02/2016	05/02/2016 22:00	EPA 8260B	



2525 Advance Road
 Madison, WI 53718
 608.221.8700 Phone
 608.221.4889 Fax

Revised Report

TRC Environmental Corporation, Inc.
 708 Heartland Trail, Ste 3000
 Madison WI, 53717

Project: Madison Kipp Corp. Quarterly Sampling
 Project Number: 243950.000001
 Project Manager: Andrew Stehn

MW-3D2
A161711-16 (Water)

Date Sampled
04/22/2016 11:25

Analyte	Result	Limit of Detection	Limit of Quantitation	Units	Dilution	Prepared	Analyzed	Method	Qualifiers
---------	--------	--------------------	-----------------------	-------	----------	----------	----------	--------	------------

ECCS

Volatile Organic Compounds by Method 8260 - Purge and Trap

Preparation Batch: A605008

Ethylbenzene	ND	0.054	0.50	ug/L	1	05/02/2016	05/02/2016 22:00	EPA 8260B	
Hexachlorobutadiene	ND	0.13	2.0	ug/L	1	05/02/2016	05/02/2016 22:00	EPA 8260B	
n-Hexane	ND	0.21	0.50	ug/L	1	05/02/2016	05/02/2016 22:00	EPA 8260B	
2-Hexanone	ND	0.95	20	ug/L	1	05/02/2016	05/02/2016 22:00	EPA 8260B	
Isopropylbenzene	ND	0.081	0.50	ug/L	1	05/02/2016	05/02/2016 22:00	EPA 8260B	
p-Isopropyltoluene	ND	0.085	0.50	ug/L	1	05/02/2016	05/02/2016 22:00	EPA 8260B	
Methylene chloride	ND	0.14	2.0	ug/L	1	05/02/2016	05/02/2016 22:00	EPA 8260B	
4-Methyl-2-pentanone	ND	0.77	20	ug/L	1	05/02/2016	05/02/2016 22:00	EPA 8260B	
Methyl t-Butyl Ether	ND	0.14	0.50	ug/L	1	05/02/2016	05/02/2016 22:00	EPA 8260B	
Naphthalene	ND	0.088	5.0	ug/L	1	05/02/2016	05/02/2016 22:00	EPA 8260B	
n-Propyl Benzene	ND	0.10	0.50	ug/L	1	05/02/2016	05/02/2016 22:00	EPA 8260B	
Styrene	ND	0.065	0.50	ug/L	1	05/02/2016	05/02/2016 22:00	EPA 8260B	
1,1,1,2-Tetrachloroethane	ND	0.11	0.50	ug/L	1	05/02/2016	05/02/2016 22:00	EPA 8260B	
1,1,2,2-Tetrachloroethane	ND	0.099	0.50	ug/L	1	05/02/2016	05/02/2016 22:00	EPA 8260B	
Tetrachloroethene	7.4	0.081	0.50	ug/L	1	05/02/2016	05/02/2016 22:00	EPA 8260B	
Tetrahydrofuran	ND	1.2	10	ug/L	1	05/02/2016	05/02/2016 22:00	EPA 8260B	
Toluene	ND	0.053	0.50	ug/L	1	05/02/2016	05/02/2016 22:00	EPA 8260B	
1,2,3-Trichlorobenzene	ND	0.045	2.0	ug/L	1	05/02/2016	05/02/2016 22:00	EPA 8260B	
1,2,4-Trichlorobenzene	ND	0.077	2.0	ug/L	1	05/02/2016	05/02/2016 22:00	EPA 8260B	
1,1,1-Trichloroethane	ND	0.10	0.50	ug/L	1	05/02/2016	05/02/2016 22:00	EPA 8260B	
1,1,2-Trichloroethane	ND	0.10	0.50	ug/L	1	05/02/2016	05/02/2016 22:00	EPA 8260B	
Trichloroethene	0.84	0.062	0.50	ug/L	1	05/02/2016	05/02/2016 22:00	EPA 8260B	
Trichlorofluoromethane	ND	0.13	0.50	ug/L	1	05/02/2016	05/02/2016 22:00	EPA 8260B	LC
1,2,3-Trichloropropane	ND	0.15	1.0	ug/L	1	05/02/2016	05/02/2016 22:00	EPA 8260B	
1,1,2-Trichlorotrifluoroethane	ND	0.13	0.50	ug/L	1	05/02/2016	05/02/2016 22:00	EPA 8260B	
1,3,5-Trimethylbenzene	ND	0.075	0.50	ug/L	1	05/02/2016	05/02/2016 22:00	EPA 8260B	
1,2,4-Trimethylbenzene	ND	0.060	0.50	ug/L	1	05/02/2016	05/02/2016 22:00	EPA 8260B	
Vinyl chloride	ND	0.16	0.50	ug/L	1	05/02/2016	05/02/2016 22:00	EPA 8260B	
m,p-Xylene	ND	0.057	1.0	ug/L	1	05/02/2016	05/02/2016 22:00	EPA 8260B	
o-Xylene	ND	0.058	0.50	ug/L	1	05/02/2016	05/02/2016 22:00	EPA 8260B	
<i>Surrogate: Dibromofluoromethane</i>			99.0 %	60-140		05/02/2016	05/02/2016 22:00	EPA 8260B	
<i>Surrogate: Toluene-d8</i>			94.8 %	60-140		05/02/2016	05/02/2016 22:00	EPA 8260B	
<i>Surrogate: 4-Bromofluorobenzene</i>			89.6 %	60-140		05/02/2016	05/02/2016 22:00	EPA 8260B	



Revised Report

TRC Environmental Corporation, Inc.
 708 Heartland Trail, Ste 3000
 Madison WI, 53717

Project: Madison Kipp Corp. Quarterly Sampling
 Project Number: 243950.000001
 Project Manager: Andrew Stehn

FB-01
A161711-17 (Water)

Date Sampled
04/21/2016 16:50

Analyte	Result	Limit of Detection	Limit of Quantitation	Units	Dilution	Prepared	Analyzed	Method	Qualifiers
---------	--------	--------------------	-----------------------	-------	----------	----------	----------	--------	------------

ECCS

Volatile Organic Compounds by Method 8260 - Purge and Trap

Preparation Batch: A605008

Analyte	Result	Limit of Detection	Limit of Quantitation	Units	Dilution	Prepared	Analyzed	Method	Qualifiers
Acetone	ND	3.4	20	ug/L	1	05/02/2016	05/03/2016 15:30	EPA 8260B	
Benzene	ND	0.089	0.50	ug/L	1	05/02/2016	05/03/2016 15:30	EPA 8260B	
Bromobenzene	ND	0.084	0.50	ug/L	1	05/02/2016	05/03/2016 15:30	EPA 8260B	
Bromochloromethane	ND	0.31	0.50	ug/L	1	05/02/2016	05/03/2016 15:30	EPA 8260B	
Bromodichloromethane	ND	0.077	0.50	ug/L	1	05/02/2016	05/03/2016 15:30	EPA 8260B	
Bromoform	ND	0.088	0.50	ug/L	1	05/02/2016	05/03/2016 15:30	EPA 8260B	
Bromomethane	ND	0.59	5.0	ug/L	1	05/02/2016	05/03/2016 15:30	EPA 8260B	
2-Butanone	ND	3.0	20	ug/L	1	05/02/2016	05/03/2016 15:30	EPA 8260B	
n-Butyl Benzene	ND	0.14	0.50	ug/L	1	05/02/2016	05/03/2016 15:30	EPA 8260B	
sec-Butyl Benzene	ND	0.13	0.50	ug/L	1	05/02/2016	05/03/2016 15:30	EPA 8260B	
tert-Butylbenzene	ND	0.12	0.50	ug/L	1	05/02/2016	05/03/2016 15:30	EPA 8260B	
Carbon disulfide	1.6	0.053	0.50	ug/L	1	05/02/2016	05/03/2016 15:30	EPA 8260B	
Carbon tetrachloride	ND	0.038	0.50	ug/L	1	05/02/2016	05/03/2016 15:30	EPA 8260B	
Chlorobenzene	ND	0.073	0.50	ug/L	1	05/02/2016	05/03/2016 15:30	EPA 8260B	
Chloroethane	ND	0.25	5.0	ug/L	1	05/02/2016	05/03/2016 15:30	EPA 8260B	LC
Chloroform	0.13	0.062	0.50	ug/L	1	05/02/2016	05/03/2016 15:30	EPA 8260B	B, J
Chloromethane	ND	0.16	2.0	ug/L	1	05/02/2016	05/03/2016 15:30	EPA 8260B	
2-Chlorotoluene	ND	0.075	0.50	ug/L	1	05/02/2016	05/03/2016 15:30	EPA 8260B	
4-Chlorotoluene	ND	0.073	0.50	ug/L	1	05/02/2016	05/03/2016 15:30	EPA 8260B	
1,2-Dibromo-3-chloropropane	ND	0.25	0.50	ug/L	1	05/02/2016	05/03/2016 15:30	EPA 8260B	
Dibromochloromethane	ND	0.091	0.50	ug/L	1	05/02/2016	05/03/2016 15:30	EPA 8260B	
1,2-Dibromoethane (EDB)	ND	0.13	0.50	ug/L	1	05/02/2016	05/03/2016 15:30	EPA 8260B	
Dibromomethane	ND	0.14	0.50	ug/L	1	05/02/2016	05/03/2016 15:30	EPA 8260B	
1,2-Dichlorobenzene	ND	0.076	0.50	ug/L	1	05/02/2016	05/03/2016 15:30	EPA 8260B	
1,4-Dichlorobenzene	ND	0.070	0.50	ug/L	1	05/02/2016	05/03/2016 15:30	EPA 8260B	
1,3-Dichlorobenzene	ND	0.096	0.50	ug/L	1	05/02/2016	05/03/2016 15:30	EPA 8260B	
Dichlorodifluoromethane	ND	0.11	0.50	ug/L	1	05/02/2016	05/03/2016 15:30	EPA 8260B	
1,1-Dichloroethane	ND	0.12	0.50	ug/L	1	05/02/2016	05/03/2016 15:30	EPA 8260B	
1,2-Dichloroethane	ND	0.078	0.50	ug/L	1	05/02/2016	05/03/2016 15:30	EPA 8260B	
trans-1,2-Dichloroethene	ND	0.11	0.50	ug/L	1	05/02/2016	05/03/2016 15:30	EPA 8260B	
cis-1,2-Dichloroethene	0.18	0.11	0.50	ug/L	1	05/02/2016	05/03/2016 15:30	EPA 8260B	J
1,1-Dichloroethene	ND	0.14	0.50	ug/L	1	05/02/2016	05/03/2016 15:30	EPA 8260B	
2,2-Dichloropropane	ND	0.14	0.50	ug/L	1	05/02/2016	05/03/2016 15:30	EPA 8260B	
1,2-Dichloropropane	ND	0.10	0.50	ug/L	1	05/02/2016	05/03/2016 15:30	EPA 8260B	
1,3-Dichloropropane	ND	0.11	0.50	ug/L	1	05/02/2016	05/03/2016 15:30	EPA 8260B	
cis-1,3-Dichloropropene	ND	0.061	0.50	ug/L	1	05/02/2016	05/03/2016 15:30	EPA 8260B	
trans-1,3-Dichloropropene	ND	0.096	0.50	ug/L	1	05/02/2016	05/03/2016 15:30	EPA 8260B	
1,1-Dichloropropene	ND	0.11	0.50	ug/L	1	05/02/2016	05/03/2016 15:30	EPA 8260B	
Diisopropyl Ether	ND	0.15	0.50	ug/L	1	05/02/2016	05/03/2016 15:30	EPA 8260B	
Ethylbenzene	ND	0.054	0.50	ug/L	1	05/02/2016	05/03/2016 15:30	EPA 8260B	



2525 Advance Road
 Madison, WI 53718
 608.221.8700 Phone
 608.221.4889 Fax

Revised Report

TRC Environmental Corporation, Inc.
 708 Heartland Trail, Ste 3000
 Madison WI, 53717

Project: Madison Kipp Corp. Quarterly Sampling
 Project Number: 243950.000001
 Project Manager: Andrew Stehn

FB-01

Date Sampled
 04/21/2016 16:50

A161711-17 (Water)

Analyte	Result	Limit of Detection	Limit of Quantitation	Units	Dilution	Prepared	Analyzed	Method	Qualifiers
---------	--------	--------------------	-----------------------	-------	----------	----------	----------	--------	------------

ECCS

Volatile Organic Compounds by Method 8260 - Purge and Trap

Preparation Batch: A605008

Hexachlorobutadiene	ND	0.13	2.0	ug/L	1	05/02/2016	05/03/2016 15:30	EPA 8260B	
n-Hexane	ND	0.21	0.50	ug/L	1	05/02/2016	05/03/2016 15:30	EPA 8260B	
2-Hexanone	ND	0.95	20	ug/L	1	05/02/2016	05/03/2016 15:30	EPA 8260B	
Isopropylbenzene	ND	0.081	0.50	ug/L	1	05/02/2016	05/03/2016 15:30	EPA 8260B	
p-Isopropyltoluene	ND	0.085	0.50	ug/L	1	05/02/2016	05/03/2016 15:30	EPA 8260B	
Methylene chloride	ND	0.14	2.0	ug/L	1	05/02/2016	05/03/2016 15:30	EPA 8260B	
4-Methyl-2-pentanone	ND	0.77	20	ug/L	1	05/02/2016	05/03/2016 15:30	EPA 8260B	
Methyl t-Butyl Ether	ND	0.14	0.50	ug/L	1	05/02/2016	05/03/2016 15:30	EPA 8260B	
Naphthalene	ND	0.088	5.0	ug/L	1	05/02/2016	05/03/2016 15:30	EPA 8260B	
n-Propyl Benzene	ND	0.10	0.50	ug/L	1	05/02/2016	05/03/2016 15:30	EPA 8260B	
Styrene	ND	0.065	0.50	ug/L	1	05/02/2016	05/03/2016 15:30	EPA 8260B	
1,1,1,2-Tetrachloroethane	ND	0.11	0.50	ug/L	1	05/02/2016	05/03/2016 15:30	EPA 8260B	
1,1,2,2-Tetrachloroethane	ND	0.099	0.50	ug/L	1	05/02/2016	05/03/2016 15:30	EPA 8260B	
Tetrachloroethene	0.51	0.081	0.50	ug/L	1	05/02/2016	05/03/2016 15:30	EPA 8260B	
Tetrahydrofuran	ND	1.2	10	ug/L	1	05/02/2016	05/03/2016 15:30	EPA 8260B	
Toluene	ND	0.053	0.50	ug/L	1	05/02/2016	05/03/2016 15:30	EPA 8260B	
1,2,3-Trichlorobenzene	ND	0.045	2.0	ug/L	1	05/02/2016	05/03/2016 15:30	EPA 8260B	
1,2,4-Trichlorobenzene	ND	0.077	2.0	ug/L	1	05/02/2016	05/03/2016 15:30	EPA 8260B	
1,1,1-Trichloroethane	ND	0.10	0.50	ug/L	1	05/02/2016	05/03/2016 15:30	EPA 8260B	
1,1,2-Trichloroethane	ND	0.10	0.50	ug/L	1	05/02/2016	05/03/2016 15:30	EPA 8260B	
Trichloroethene	ND	0.062	0.50	ug/L	1	05/02/2016	05/03/2016 15:30	EPA 8260B	
Trichlorofluoromethane	ND	0.13	0.50	ug/L	1	05/02/2016	05/03/2016 15:30	EPA 8260B	LC
1,2,3-Trichloropropane	ND	0.15	1.0	ug/L	1	05/02/2016	05/03/2016 15:30	EPA 8260B	
1,1,2-Trichlorotrifluoroethane	ND	0.13	0.50	ug/L	1	05/02/2016	05/03/2016 15:30	EPA 8260B	
1,3,5-Trimethylbenzene	ND	0.075	0.50	ug/L	1	05/02/2016	05/03/2016 15:30	EPA 8260B	
1,2,4-Trimethylbenzene	ND	0.060	0.50	ug/L	1	05/02/2016	05/03/2016 15:30	EPA 8260B	
Vinyl chloride	ND	0.16	0.50	ug/L	1	05/02/2016	05/03/2016 15:30	EPA 8260B	
m,p-Xylene	ND	0.057	1.0	ug/L	1	05/02/2016	05/03/2016 15:30	EPA 8260B	
o-Xylene	ND	0.058	0.50	ug/L	1	05/02/2016	05/03/2016 15:30	EPA 8260B	
Surrogate: Dibromofluoromethane			103 %	60-140		05/02/2016	05/03/2016 15:30	EPA 8260B	
Surrogate: Toluene-d8			96.7 %	60-140		05/02/2016	05/03/2016 15:30	EPA 8260B	
Surrogate: 4-Bromofluorobenzene			93.4 %	60-140		05/02/2016	05/03/2016 15:30	EPA 8260B	

Revised Report

TRC Environmental Corporation, Inc.
708 Heartland Trail, Ste 3000
Madison WI, 53717

Project: Madison Kipp Corp. Quarterly Sampling
Project Number: 243950.000001
Project Manager: Andrew Stehn

DUP-01

A161711-18 (Water)

Date Sampled
04/21/2016 00:00

Analyte	Result	Limit of Detection	Limit of Quantitation	Units	Dilution	Prepared	Analyzed	Method	Qualifiers
---------	--------	--------------------	-----------------------	-------	----------	----------	----------	--------	------------

ECCS

Volatile Organic Compounds by Method 8260 - Purge and Trap

Preparation Batch: A605008

Acetone	ND	3.4	20	ug/L	1	05/02/2016	05/03/2016 18:41	EPA 8260B	
Benzene	ND	0.089	0.50	ug/L	1	05/02/2016	05/03/2016 18:41	EPA 8260B	
Bromobenzene	ND	0.084	0.50	ug/L	1	05/02/2016	05/03/2016 18:41	EPA 8260B	
Bromochloromethane	ND	0.31	0.50	ug/L	1	05/02/2016	05/03/2016 18:41	EPA 8260B	
Bromodichloromethane	ND	0.077	0.50	ug/L	1	05/02/2016	05/03/2016 18:41	EPA 8260B	
Bromoform	ND	0.088	0.50	ug/L	1	05/02/2016	05/03/2016 18:41	EPA 8260B	
Bromomethane	ND	0.59	5.0	ug/L	1	05/02/2016	05/03/2016 18:41	EPA 8260B	
2-Butanone	ND	3.0	20	ug/L	1	05/02/2016	05/03/2016 18:41	EPA 8260B	
n-Butyl Benzene	ND	0.14	0.50	ug/L	1	05/02/2016	05/03/2016 18:41	EPA 8260B	
sec-Butyl Benzene	ND	0.13	0.50	ug/L	1	05/02/2016	05/03/2016 18:41	EPA 8260B	
tert-Butylbenzene	ND	0.12	0.50	ug/L	1	05/02/2016	05/03/2016 18:41	EPA 8260B	
Carbon disulfide	0.11	0.053	0.50	ug/L	1	05/02/2016	05/03/2016 18:41	EPA 8260B	J
Carbon tetrachloride	ND	0.038	0.50	ug/L	1	05/02/2016	05/03/2016 18:41	EPA 8260B	
Chlorobenzene	ND	0.073	0.50	ug/L	1	05/02/2016	05/03/2016 18:41	EPA 8260B	
Chloroethane	ND	0.25	5.0	ug/L	1	05/02/2016	05/03/2016 18:41	EPA 8260B	LC
Chloroform	ND	0.062	0.50	ug/L	1	05/02/2016	05/03/2016 18:41	EPA 8260B	
Chloromethane	ND	0.16	2.0	ug/L	1	05/02/2016	05/03/2016 18:41	EPA 8260B	
2-Chlorotoluene	ND	0.075	0.50	ug/L	1	05/02/2016	05/03/2016 18:41	EPA 8260B	
4-Chlorotoluene	ND	0.073	0.50	ug/L	1	05/02/2016	05/03/2016 18:41	EPA 8260B	
1,2-Dibromo-3-chloropropane	ND	0.25	0.50	ug/L	1	05/02/2016	05/03/2016 18:41	EPA 8260B	
Dibromochloromethane	ND	0.091	0.50	ug/L	1	05/02/2016	05/03/2016 18:41	EPA 8260B	
1,2-Dibromoethane (EDB)	ND	0.13	0.50	ug/L	1	05/02/2016	05/03/2016 18:41	EPA 8260B	
Dibromomethane	ND	0.14	0.50	ug/L	1	05/02/2016	05/03/2016 18:41	EPA 8260B	
1,2-Dichlorobenzene	ND	0.076	0.50	ug/L	1	05/02/2016	05/03/2016 18:41	EPA 8260B	
1,4-Dichlorobenzene	ND	0.070	0.50	ug/L	1	05/02/2016	05/03/2016 18:41	EPA 8260B	
1,3-Dichlorobenzene	ND	0.096	0.50	ug/L	1	05/02/2016	05/03/2016 18:41	EPA 8260B	
Dichlorodifluoromethane	ND	0.11	0.50	ug/L	1	05/02/2016	05/03/2016 18:41	EPA 8260B	
1,1-Dichloroethane	ND	0.12	0.50	ug/L	1	05/02/2016	05/03/2016 18:41	EPA 8260B	
1,2-Dichloroethane	ND	0.078	0.50	ug/L	1	05/02/2016	05/03/2016 18:41	EPA 8260B	
trans-1,2-Dichloroethene	0.11	0.11	0.50	ug/L	1	05/02/2016	05/03/2016 18:41	EPA 8260B	J
cis-1,2-Dichloroethene	13	0.11	0.50	ug/L	1	05/02/2016	05/03/2016 18:41	EPA 8260B	
1,1-Dichloroethene	ND	0.14	0.50	ug/L	1	05/02/2016	05/03/2016 18:41	EPA 8260B	
2,2-Dichloropropane	ND	0.14	0.50	ug/L	1	05/02/2016	05/03/2016 18:41	EPA 8260B	
1,2-Dichloropropane	ND	0.10	0.50	ug/L	1	05/02/2016	05/03/2016 18:41	EPA 8260B	
1,3-Dichloropropane	ND	0.11	0.50	ug/L	1	05/02/2016	05/03/2016 18:41	EPA 8260B	
cis-1,3-Dichloropropene	ND	0.061	0.50	ug/L	1	05/02/2016	05/03/2016 18:41	EPA 8260B	
trans-1,3-Dichloropropene	ND	0.096	0.50	ug/L	1	05/02/2016	05/03/2016 18:41	EPA 8260B	
1,1-Dichloropropene	ND	0.11	0.50	ug/L	1	05/02/2016	05/03/2016 18:41	EPA 8260B	
Diisopropyl Ether	ND	0.15	0.50	ug/L	1	05/02/2016	05/03/2016 18:41	EPA 8260B	
Ethylbenzene	ND	0.054	0.50	ug/L	1	05/02/2016	05/03/2016 18:41	EPA 8260B	



2525 Advance Road
Madison, WI 53718
608.221.8700 Phone
608.221.4889 Fax

Revised Report

TRC Environmental Corporation, Inc.
708 Heartland Trail, Ste 3000
Madison WI, 53717

Project: Madison Kipp Corp. Quarterly Sampling
Project Number: 243950.000001
Project Manager: Andrew Stehn

DUP-01

Date Sampled
04/21/2016 00:00

A161711-18 (Water)

Analyte	Result	Limit of Detection	Limit of Quantitation	Units	Dilution	Prepared	Analyzed	Method	Qualifiers
---------	--------	--------------------	-----------------------	-------	----------	----------	----------	--------	------------

ECCS

Volatile Organic Compounds by Method 8260 - Purge and Trap

Preparation Batch: A605008

Hexachlorobutadiene	ND	0.13	2.0	ug/L	1	05/02/2016	05/03/2016 18:41	EPA 8260B	
n-Hexane	ND	0.21	0.50	ug/L	1	05/02/2016	05/03/2016 18:41	EPA 8260B	
2-Hexanone	ND	0.95	20	ug/L	1	05/02/2016	05/03/2016 18:41	EPA 8260B	
Isopropylbenzene	ND	0.081	0.50	ug/L	1	05/02/2016	05/03/2016 18:41	EPA 8260B	
p-Isopropyltoluene	ND	0.085	0.50	ug/L	1	05/02/2016	05/03/2016 18:41	EPA 8260B	
Methylene chloride	ND	0.14	2.0	ug/L	1	05/02/2016	05/03/2016 18:41	EPA 8260B	
4-Methyl-2-pentanone	ND	0.77	20	ug/L	1	05/02/2016	05/03/2016 18:41	EPA 8260B	
Methyl t-Butyl Ether	ND	0.14	0.50	ug/L	1	05/02/2016	05/03/2016 18:41	EPA 8260B	
Naphthalene	ND	0.088	5.0	ug/L	1	05/02/2016	05/03/2016 18:41	EPA 8260B	
n-Propyl Benzene	ND	0.10	0.50	ug/L	1	05/02/2016	05/03/2016 18:41	EPA 8260B	
Styrene	ND	0.065	0.50	ug/L	1	05/02/2016	05/03/2016 18:41	EPA 8260B	
1,1,1,2-Tetrachloroethane	ND	0.11	0.50	ug/L	1	05/02/2016	05/03/2016 18:41	EPA 8260B	
1,1,2,2-Tetrachloroethane	ND	0.099	0.50	ug/L	1	05/02/2016	05/03/2016 18:41	EPA 8260B	
Tetrachloroethene	7.1	0.081	0.50	ug/L	1	05/02/2016	05/03/2016 18:41	EPA 8260B	
Tetrahydrofuran	ND	1.2	10	ug/L	1	05/02/2016	05/03/2016 18:41	EPA 8260B	
Toluene	ND	0.053	0.50	ug/L	1	05/02/2016	05/03/2016 18:41	EPA 8260B	
1,2,3-Trichlorobenzene	ND	0.045	2.0	ug/L	1	05/02/2016	05/03/2016 18:41	EPA 8260B	
1,2,4-Trichlorobenzene	ND	0.077	2.0	ug/L	1	05/02/2016	05/03/2016 18:41	EPA 8260B	
1,1,1-Trichloroethane	ND	0.10	0.50	ug/L	1	05/02/2016	05/03/2016 18:41	EPA 8260B	
1,1,2-Trichloroethane	ND	0.10	0.50	ug/L	1	05/02/2016	05/03/2016 18:41	EPA 8260B	
Trichloroethene	3.0	0.062	0.50	ug/L	1	05/02/2016	05/03/2016 18:41	EPA 8260B	
Trichlorofluoromethane	ND	0.13	0.50	ug/L	1	05/02/2016	05/03/2016 18:41	EPA 8260B	LC
1,2,3-Trichloropropane	ND	0.15	1.0	ug/L	1	05/02/2016	05/03/2016 18:41	EPA 8260B	
1,1,2-Trichlorotrifluoroethane	ND	0.13	0.50	ug/L	1	05/02/2016	05/03/2016 18:41	EPA 8260B	
1,3,5-Trimethylbenzene	ND	0.075	0.50	ug/L	1	05/02/2016	05/03/2016 18:41	EPA 8260B	
1,2,4-Trimethylbenzene	ND	0.060	0.50	ug/L	1	05/02/2016	05/03/2016 18:41	EPA 8260B	
Vinyl chloride	ND	0.16	0.50	ug/L	1	05/02/2016	05/03/2016 18:41	EPA 8260B	
m,p-Xylene	ND	0.057	1.0	ug/L	1	05/02/2016	05/03/2016 18:41	EPA 8260B	
o-Xylene	ND	0.058	0.50	ug/L	1	05/02/2016	05/03/2016 18:41	EPA 8260B	
<i>Surrogate: Dibromofluoromethane</i>			102 %	60-140		05/02/2016	05/03/2016 18:41	EPA 8260B	
<i>Surrogate: Toluene-d8</i>			92.8 %	60-140		05/02/2016	05/03/2016 18:41	EPA 8260B	
<i>Surrogate: 4-Bromofluorobenzene</i>			90.6 %	60-140		05/02/2016	05/03/2016 18:41	EPA 8260B	



2525 Advance Road
Madison, WI 53718
608.221.8700 Phone
608.221.4889 Fax

Revised Report

TRC Environmental Corporation, Inc.
708 Heartland Trail, Ste 3000
Madison WI, 53717

Project: Madison Kipp Corp. Quarterly Sampling
Project Number: 243950.000001
Project Manager: Andrew Stehn

DUP-02
A161711-19 (Water)

Date Sampled
04/22/2016 00:00

Analyte	Result	Limit of Detection	Limit of Quantitation	Units	Dilution	Prepared	Analyzed	Method	Qualifiers
---------	--------	--------------------	-----------------------	-------	----------	----------	----------	--------	------------

ECCS

Volatile Organic Compounds by Method 8260 - Purge and Trap

Preparation Batch: A605008

Analyte	Result	Limit of Detection	Limit of Quantitation	Units	Dilution	Prepared	Analyzed	Method	Qualifiers
Acetone	15	3.4	20	ug/L	1	05/02/2016	05/03/2016 19:09	EPA 8260B	J
Benzene	ND	0.089	0.50	ug/L	1	05/02/2016	05/03/2016 19:09	EPA 8260B	
Bromobenzene	ND	0.084	0.50	ug/L	1	05/02/2016	05/03/2016 19:09	EPA 8260B	
Bromochloromethane	ND	0.31	0.50	ug/L	1	05/02/2016	05/03/2016 19:09	EPA 8260B	
Bromodichloromethane	ND	0.077	0.50	ug/L	1	05/02/2016	05/03/2016 19:09	EPA 8260B	
Bromoform	ND	0.088	0.50	ug/L	1	05/02/2016	05/03/2016 19:09	EPA 8260B	
Bromomethane	ND	0.59	5.0	ug/L	1	05/02/2016	05/03/2016 19:09	EPA 8260B	
2-Butanone	5.7	3.0	20	ug/L	1	05/02/2016	05/03/2016 19:09	EPA 8260B	J
n-Butyl Benzene	ND	0.14	0.50	ug/L	1	05/02/2016	05/03/2016 19:09	EPA 8260B	
sec-Butyl Benzene	ND	0.13	0.50	ug/L	1	05/02/2016	05/03/2016 19:09	EPA 8260B	
tert-Butylbenzene	ND	0.12	0.50	ug/L	1	05/02/2016	05/03/2016 19:09	EPA 8260B	
Carbon disulfide	0.18	0.053	0.50	ug/L	1	05/02/2016	05/03/2016 19:09	EPA 8260B	J
Carbon tetrachloride	ND	0.038	0.50	ug/L	1	05/02/2016	05/03/2016 19:09	EPA 8260B	
Chlorobenzene	ND	0.073	0.50	ug/L	1	05/02/2016	05/03/2016 19:09	EPA 8260B	
Chloroethane	ND	0.25	5.0	ug/L	1	05/02/2016	05/03/2016 19:09	EPA 8260B	LC
Chloroform	ND	0.062	0.50	ug/L	1	05/02/2016	05/03/2016 19:09	EPA 8260B	
Chloromethane	ND	0.16	2.0	ug/L	1	05/02/2016	05/03/2016 19:09	EPA 8260B	
2-Chlorotoluene	ND	0.075	0.50	ug/L	1	05/02/2016	05/03/2016 19:09	EPA 8260B	
4-Chlorotoluene	ND	0.073	0.50	ug/L	1	05/02/2016	05/03/2016 19:09	EPA 8260B	
1,2-Dibromo-3-chloropropane	ND	0.25	0.50	ug/L	1	05/02/2016	05/03/2016 19:09	EPA 8260B	
Dibromochloromethane	ND	0.091	0.50	ug/L	1	05/02/2016	05/03/2016 19:09	EPA 8260B	
1,2-Dibromoethane (EDB)	ND	0.13	0.50	ug/L	1	05/02/2016	05/03/2016 19:09	EPA 8260B	
Dibromomethane	ND	0.14	0.50	ug/L	1	05/02/2016	05/03/2016 19:09	EPA 8260B	
1,2-Dichlorobenzene	ND	0.076	0.50	ug/L	1	05/02/2016	05/03/2016 19:09	EPA 8260B	
1,4-Dichlorobenzene	ND	0.070	0.50	ug/L	1	05/02/2016	05/03/2016 19:09	EPA 8260B	
1,3-Dichlorobenzene	ND	0.096	0.50	ug/L	1	05/02/2016	05/03/2016 19:09	EPA 8260B	
Dichlorodifluoromethane	ND	0.11	0.50	ug/L	1	05/02/2016	05/03/2016 19:09	EPA 8260B	
1,1-Dichloroethane	ND	0.12	0.50	ug/L	1	05/02/2016	05/03/2016 19:09	EPA 8260B	
1,2-Dichloroethane	ND	0.078	0.50	ug/L	1	05/02/2016	05/03/2016 19:09	EPA 8260B	
trans-1,2-Dichloroethene	ND	0.11	0.50	ug/L	1	05/02/2016	05/03/2016 19:09	EPA 8260B	
cis-1,2-Dichloroethene	0.69	0.11	0.50	ug/L	1	05/02/2016	05/03/2016 19:09	EPA 8260B	
1,1-Dichloroethene	ND	0.14	0.50	ug/L	1	05/02/2016	05/03/2016 19:09	EPA 8260B	
2,2-Dichloropropane	ND	0.14	0.50	ug/L	1	05/02/2016	05/03/2016 19:09	EPA 8260B	
1,2-Dichloropropane	ND	0.10	0.50	ug/L	1	05/02/2016	05/03/2016 19:09	EPA 8260B	
1,3-Dichloropropane	ND	0.11	0.50	ug/L	1	05/02/2016	05/03/2016 19:09	EPA 8260B	
cis-1,3-Dichloropropene	ND	0.061	0.50	ug/L	1	05/02/2016	05/03/2016 19:09	EPA 8260B	
trans-1,3-Dichloropropene	ND	0.096	0.50	ug/L	1	05/02/2016	05/03/2016 19:09	EPA 8260B	
1,1-Dichloropropene	ND	0.11	0.50	ug/L	1	05/02/2016	05/03/2016 19:09	EPA 8260B	
Diisopropyl Ether	ND	0.15	0.50	ug/L	1	05/02/2016	05/03/2016 19:09	EPA 8260B	
Ethylbenzene	ND	0.054	0.50	ug/L	1	05/02/2016	05/03/2016 19:09	EPA 8260B	



2525 Advance Road
 Madison, WI 53718
 608.221.8700 Phone
 608.221.4889 Fax

Revised Report

TRC Environmental Corporation, Inc.
 708 Heartland Trail, Ste 3000
 Madison WI, 53717

Project: Madison Kipp Corp. Quarterly Sampling
 Project Number: 243950.000001
 Project Manager: Andrew Stehn

DUP-02

Date Sampled
 04/22/2016 00:00

A161711-19 (Water)

Analyte	Result	Limit of Detection	Limit of Quantitation	Units	Dilution	Prepared	Analyzed	Method	Qualifiers
---------	--------	--------------------	-----------------------	-------	----------	----------	----------	--------	------------

ECCS

Volatile Organic Compounds by Method 8260 - Purge and Trap

Preparation Batch: A605008

Hexachlorobutadiene	ND	0.13	2.0	ug/L	1	05/02/2016	05/03/2016 19:09	EPA 8260B	
n-Hexane	ND	0.21	0.50	ug/L	1	05/02/2016	05/03/2016 19:09	EPA 8260B	
2-Hexanone	ND	0.95	20	ug/L	1	05/02/2016	05/03/2016 19:09	EPA 8260B	
Isopropylbenzene	ND	0.081	0.50	ug/L	1	05/02/2016	05/03/2016 19:09	EPA 8260B	
p-Isopropyltoluene	ND	0.085	0.50	ug/L	1	05/02/2016	05/03/2016 19:09	EPA 8260B	
Methylene chloride	ND	0.14	2.0	ug/L	1	05/02/2016	05/03/2016 19:09	EPA 8260B	
4-Methyl-2-pentanone	ND	0.77	20	ug/L	1	05/02/2016	05/03/2016 19:09	EPA 8260B	
Methyl t-Butyl Ether	ND	0.14	0.50	ug/L	1	05/02/2016	05/03/2016 19:09	EPA 8260B	
Naphthalene	ND	0.088	5.0	ug/L	1	05/02/2016	05/03/2016 19:09	EPA 8260B	
n-Propyl Benzene	ND	0.10	0.50	ug/L	1	05/02/2016	05/03/2016 19:09	EPA 8260B	
Styrene	ND	0.065	0.50	ug/L	1	05/02/2016	05/03/2016 19:09	EPA 8260B	
1,1,1,2-Tetrachloroethane	ND	0.11	0.50	ug/L	1	05/02/2016	05/03/2016 19:09	EPA 8260B	
1,1,2,2-Tetrachloroethane	ND	0.099	0.50	ug/L	1	05/02/2016	05/03/2016 19:09	EPA 8260B	
Tetrachloroethene	1.8	0.081	0.50	ug/L	1	05/02/2016	05/03/2016 19:09	EPA 8260B	
Tetrahydrofuran	ND	1.2	10	ug/L	1	05/02/2016	05/03/2016 19:09	EPA 8260B	
Toluene	ND	0.053	0.50	ug/L	1	05/02/2016	05/03/2016 19:09	EPA 8260B	
1,2,3-Trichlorobenzene	ND	0.045	2.0	ug/L	1	05/02/2016	05/03/2016 19:09	EPA 8260B	
1,2,4-Trichlorobenzene	ND	0.077	2.0	ug/L	1	05/02/2016	05/03/2016 19:09	EPA 8260B	
1,1,1-Trichloroethane	ND	0.10	0.50	ug/L	1	05/02/2016	05/03/2016 19:09	EPA 8260B	
1,1,2-Trichloroethane	ND	0.10	0.50	ug/L	1	05/02/2016	05/03/2016 19:09	EPA 8260B	
Trichloroethene	0.50	0.062	0.50	ug/L	1	05/02/2016	05/03/2016 19:09	EPA 8260B	
Trichlorofluoromethane	ND	0.13	0.50	ug/L	1	05/02/2016	05/03/2016 19:09	EPA 8260B	LC
1,2,3-Trichloropropane	ND	0.15	1.0	ug/L	1	05/02/2016	05/03/2016 19:09	EPA 8260B	
1,1,2-Trichlorotrifluoroethane	ND	0.13	0.50	ug/L	1	05/02/2016	05/03/2016 19:09	EPA 8260B	
1,3,5-Trimethylbenzene	ND	0.075	0.50	ug/L	1	05/02/2016	05/03/2016 19:09	EPA 8260B	
1,2,4-Trimethylbenzene	ND	0.060	0.50	ug/L	1	05/02/2016	05/03/2016 19:09	EPA 8260B	
Vinyl chloride	ND	0.16	0.50	ug/L	1	05/02/2016	05/03/2016 19:09	EPA 8260B	
m,p-Xylene	ND	0.057	1.0	ug/L	1	05/02/2016	05/03/2016 19:09	EPA 8260B	
o-Xylene	ND	0.058	0.50	ug/L	1	05/02/2016	05/03/2016 19:09	EPA 8260B	
Surrogate: Dibromofluoromethane			103 %	60-140		05/02/2016	05/03/2016 19:09	EPA 8260B	
Surrogate: Toluene-d8			94.0 %	60-140		05/02/2016	05/03/2016 19:09	EPA 8260B	
Surrogate: 4-Bromofluorobenzene			90.6 %	60-140		05/02/2016	05/03/2016 19:09	EPA 8260B	



Revised Report

TRC Environmental Corporation, Inc.
 708 Heartland Trail, Ste 3000
 Madison WI, 53717

Project: Madison Kipp Corp. Quarterly Sampling
 Project Number: 243950.000001
 Project Manager: Andrew Stehn

TRIP BLANK
A161711-20 (Water)

Date Sampled
 04/22/2016 00:00

Analyte	Result	Limit of Detection	Limit of Quantitation	Units	Dilution	Prepared	Analyzed	Method	Qualifiers
---------	--------	--------------------	-----------------------	-------	----------	----------	----------	--------	------------

ECCS

Volatile Organic Compounds by Method 8260 - Purge and Trap

Preparation Batch: A605008

Acetone	ND	3.4	20	ug/L	1	05/02/2016	05/02/2016 18:07	EPA 8260B	
Benzene	ND	0.089	0.50	ug/L	1	05/02/2016	05/02/2016 18:07	EPA 8260B	
Bromobenzene	ND	0.084	0.50	ug/L	1	05/02/2016	05/02/2016 18:07	EPA 8260B	
Bromochloromethane	ND	0.31	0.50	ug/L	1	05/02/2016	05/02/2016 18:07	EPA 8260B	
Bromodichloromethane	ND	0.077	0.50	ug/L	1	05/02/2016	05/02/2016 18:07	EPA 8260B	
Bromoform	ND	0.088	0.50	ug/L	1	05/02/2016	05/02/2016 18:07	EPA 8260B	
Bromomethane	ND	0.59	5.0	ug/L	1	05/02/2016	05/02/2016 18:07	EPA 8260B	
2-Butanone	ND	3.0	20	ug/L	1	05/02/2016	05/02/2016 18:07	EPA 8260B	
n-Butyl Benzene	ND	0.14	0.50	ug/L	1	05/02/2016	05/02/2016 18:07	EPA 8260B	
sec-Butyl Benzene	ND	0.13	0.50	ug/L	1	05/02/2016	05/02/2016 18:07	EPA 8260B	
tert-Butylbenzene	ND	0.12	0.50	ug/L	1	05/02/2016	05/02/2016 18:07	EPA 8260B	
Carbon disulfide	ND	0.053	0.50	ug/L	1	05/02/2016	05/02/2016 18:07	EPA 8260B	
Carbon tetrachloride	ND	0.038	0.50	ug/L	1	05/02/2016	05/02/2016 18:07	EPA 8260B	
Chlorobenzene	ND	0.073	0.50	ug/L	1	05/02/2016	05/02/2016 18:07	EPA 8260B	
Chloroethane	ND	0.25	5.0	ug/L	1	05/02/2016	05/02/2016 18:07	EPA 8260B	LC
Chloroform	0.18	0.062	0.50	ug/L	1	05/02/2016	05/02/2016 18:07	EPA 8260B	B, J
Chloromethane	ND	0.16	2.0	ug/L	1	05/02/2016	05/02/2016 18:07	EPA 8260B	
2-Chlorotoluene	ND	0.075	0.50	ug/L	1	05/02/2016	05/02/2016 18:07	EPA 8260B	
4-Chlorotoluene	ND	0.073	0.50	ug/L	1	05/02/2016	05/02/2016 18:07	EPA 8260B	
1,2-Dibromo-3-chloropropane	ND	0.25	0.50	ug/L	1	05/02/2016	05/02/2016 18:07	EPA 8260B	
Dibromochloromethane	ND	0.091	0.50	ug/L	1	05/02/2016	05/02/2016 18:07	EPA 8260B	
1,2-Dibromoethane (EDB)	ND	0.13	0.50	ug/L	1	05/02/2016	05/02/2016 18:07	EPA 8260B	
Dibromomethane	ND	0.14	0.50	ug/L	1	05/02/2016	05/02/2016 18:07	EPA 8260B	
1,2-Dichlorobenzene	ND	0.076	0.50	ug/L	1	05/02/2016	05/02/2016 18:07	EPA 8260B	
1,4-Dichlorobenzene	ND	0.070	0.50	ug/L	1	05/02/2016	05/02/2016 18:07	EPA 8260B	
1,3-Dichlorobenzene	ND	0.096	0.50	ug/L	1	05/02/2016	05/02/2016 18:07	EPA 8260B	
Dichlorodifluoromethane	ND	0.11	0.50	ug/L	1	05/02/2016	05/02/2016 18:07	EPA 8260B	
1,1-Dichloroethane	ND	0.12	0.50	ug/L	1	05/02/2016	05/02/2016 18:07	EPA 8260B	
1,2-Dichloroethane	ND	0.078	0.50	ug/L	1	05/02/2016	05/02/2016 18:07	EPA 8260B	
trans-1,2-Dichloroethene	ND	0.11	0.50	ug/L	1	05/02/2016	05/02/2016 18:07	EPA 8260B	
cis-1,2-Dichloroethene	ND	0.11	0.50	ug/L	1	05/02/2016	05/02/2016 18:07	EPA 8260B	
1,1-Dichloroethene	ND	0.14	0.50	ug/L	1	05/02/2016	05/02/2016 18:07	EPA 8260B	
2,2-Dichloropropane	ND	0.14	0.50	ug/L	1	05/02/2016	05/02/2016 18:07	EPA 8260B	
1,2-Dichloropropane	ND	0.10	0.50	ug/L	1	05/02/2016	05/02/2016 18:07	EPA 8260B	
1,3-Dichloropropane	ND	0.11	0.50	ug/L	1	05/02/2016	05/02/2016 18:07	EPA 8260B	
cis-1,3-Dichloropropene	ND	0.061	0.50	ug/L	1	05/02/2016	05/02/2016 18:07	EPA 8260B	
trans-1,3-Dichloropropene	ND	0.096	0.50	ug/L	1	05/02/2016	05/02/2016 18:07	EPA 8260B	
1,1-Dichloropropene	ND	0.11	0.50	ug/L	1	05/02/2016	05/02/2016 18:07	EPA 8260B	
Diisopropyl Ether	ND	0.15	0.50	ug/L	1	05/02/2016	05/02/2016 18:07	EPA 8260B	



2525 Advance Road
Madison, WI 53718
608.221.8700 Phone
608.221.4889 Fax

Revised Report

TRC Environmental Corporation, Inc.
708 Heartland Trail, Ste 3000
Madison WI, 53717

Project: Madison Kipp Corp. Quarterly Sampling
Project Number: 243950.000001
Project Manager: Andrew Stehn

TRIP BLANK
A161711-20 (Water)

Date Sampled
04/22/2016 00:00

Analyte	Result	Limit of Detection	Limit of Quantitation	Units	Dilution	Prepared	Analyzed	Method	Qualifiers
---------	--------	--------------------	-----------------------	-------	----------	----------	----------	--------	------------

ECCS

Volatile Organic Compounds by Method 8260 - Purge and Trap

Preparation Batch: A605008

Ethylbenzene	ND	0.054	0.50	ug/L	1	05/02/2016	05/02/2016 18:07	EPA 8260B	
Hexachlorobutadiene	ND	0.13	2.0	ug/L	1	05/02/2016	05/02/2016 18:07	EPA 8260B	
n-Hexane	ND	0.21	0.50	ug/L	1	05/02/2016	05/02/2016 18:07	EPA 8260B	
2-Hexanone	ND	0.95	20	ug/L	1	05/02/2016	05/02/2016 18:07	EPA 8260B	
Isopropylbenzene	ND	0.081	0.50	ug/L	1	05/02/2016	05/02/2016 18:07	EPA 8260B	
p-Isopropyltoluene	ND	0.085	0.50	ug/L	1	05/02/2016	05/02/2016 18:07	EPA 8260B	
Methylene chloride	ND	0.14	2.0	ug/L	1	05/02/2016	05/02/2016 18:07	EPA 8260B	
4-Methyl-2-pentanone	ND	0.77	20	ug/L	1	05/02/2016	05/02/2016 18:07	EPA 8260B	
Methyl t-Butyl Ether	ND	0.14	0.50	ug/L	1	05/02/2016	05/02/2016 18:07	EPA 8260B	
Naphthalene	ND	0.088	5.0	ug/L	1	05/02/2016	05/02/2016 18:07	EPA 8260B	
n-Propyl Benzene	ND	0.10	0.50	ug/L	1	05/02/2016	05/02/2016 18:07	EPA 8260B	
Styrene	ND	0.065	0.50	ug/L	1	05/02/2016	05/02/2016 18:07	EPA 8260B	
1,1,1,2-Tetrachloroethane	ND	0.11	0.50	ug/L	1	05/02/2016	05/02/2016 18:07	EPA 8260B	
1,1,2,2-Tetrachloroethane	ND	0.099	0.50	ug/L	1	05/02/2016	05/02/2016 18:07	EPA 8260B	
Tetrachloroethene	ND	0.081	0.50	ug/L	1	05/02/2016	05/02/2016 18:07	EPA 8260B	
Tetrahydrofuran	ND	1.2	10	ug/L	1	05/02/2016	05/02/2016 18:07	EPA 8260B	
Toluene	ND	0.053	0.50	ug/L	1	05/02/2016	05/02/2016 18:07	EPA 8260B	
1,2,3-Trichlorobenzene	ND	0.045	2.0	ug/L	1	05/02/2016	05/02/2016 18:07	EPA 8260B	
1,2,4-Trichlorobenzene	ND	0.077	2.0	ug/L	1	05/02/2016	05/02/2016 18:07	EPA 8260B	
1,1,1-Trichloroethane	ND	0.10	0.50	ug/L	1	05/02/2016	05/02/2016 18:07	EPA 8260B	
1,1,2-Trichloroethane	ND	0.10	0.50	ug/L	1	05/02/2016	05/02/2016 18:07	EPA 8260B	
Trichloroethene	ND	0.062	0.50	ug/L	1	05/02/2016	05/02/2016 18:07	EPA 8260B	
Trichlorofluoromethane	ND	0.13	0.50	ug/L	1	05/02/2016	05/02/2016 18:07	EPA 8260B	LC
1,2,3-Trichloropropane	ND	0.15	1.0	ug/L	1	05/02/2016	05/02/2016 18:07	EPA 8260B	
1,1,2-Trichlorotrifluoroethane	ND	0.13	0.50	ug/L	1	05/02/2016	05/02/2016 18:07	EPA 8260B	
1,3,5-Trimethylbenzene	ND	0.075	0.50	ug/L	1	05/02/2016	05/02/2016 18:07	EPA 8260B	
1,2,4-Trimethylbenzene	ND	0.060	0.50	ug/L	1	05/02/2016	05/02/2016 18:07	EPA 8260B	
Vinyl chloride	ND	0.16	0.50	ug/L	1	05/02/2016	05/02/2016 18:07	EPA 8260B	
m,p-Xylene	ND	0.057	1.0	ug/L	1	05/02/2016	05/02/2016 18:07	EPA 8260B	
o-Xylene	ND	0.058	0.50	ug/L	1	05/02/2016	05/02/2016 18:07	EPA 8260B	

Surrogate: Dibromofluoromethane

99.8 % 60-140

05/02/2016 05/02/2016 18:07

EPA 8260B

Surrogate: Toluene-d8

94.8 % 60-140

05/02/2016 05/02/2016 18:07

EPA 8260B

Surrogate: 4-Bromofluorobenzene

89.4 % 60-140

05/02/2016 05/02/2016 18:07

EPA 8260B



2525 Advance Road
Madison, WI 53718
608.221.8700 Phone
608.221.4889 Fax

Revised Report

TRC Environmental Corporation, Inc.
708 Heartland Trail, Ste 3000
Madison WI, 53717

Project: Madison Kipp Corp. Quarterly Sampling
Project Number: 243950.000001
Project Manager: Andrew Stehn

Volatile Organic Compounds by Method 8260 - Purge and Trap - Quality Control

ECCS

Analyte	Result	Limit of Quantitation	Units	Spike Level	Source Result	%REC	%REC Limits	RPD	RPD Limit	Notes
---------	--------	-----------------------	-------	-------------	---------------	------	-------------	-----	-----------	-------

Batch A605008 - EPA 5030B

Blank (A605008-BLK1)

Prepared: 05/02/2016 Analyzed: 05/02/2016 17:37

Acetone	ND	20	ug/L							
Benzene	ND	0.50	ug/L							
Bromobenzene	ND	0.50	ug/L							
Bromochloromethane	ND	0.50	ug/L							
Bromodichloromethane	ND	0.50	ug/L							
Bromoform	ND	0.50	ug/L							
Bromomethane	ND	5.0	ug/L							
2-Butanone	ND	20	ug/L							
n-Butyl Benzene	ND	0.50	ug/L							
sec-Butyl Benzene	ND	0.50	ug/L							
tert-Butylbenzene	ND	0.50	ug/L							
Carbon disulfide	ND	0.50	ug/L							
Carbon tetrachloride	ND	0.50	ug/L							
Chlorobenzene	ND	0.50	ug/L							
Chloroethane	ND	5.0	ug/L							
Chloroform	0.12	0.50	ug/L							J
Chloromethane	ND	2.0	ug/L							
2-Chlorotoluene	ND	0.50	ug/L							
4-Chlorotoluene	ND	0.50	ug/L							
1,2-Dibromo-3-chloropropane	ND	0.50	ug/L							
Dibromochloromethane	ND	0.50	ug/L							
1,2-Dibromoethane (EDB)	ND	0.50	ug/L							
Dibromomethane	ND	0.50	ug/L							
1,2-Dichlorobenzene	ND	0.50	ug/L							
1,4-Dichlorobenzene	ND	0.50	ug/L							
1,3-Dichlorobenzene	ND	0.50	ug/L							
Dichlorodifluoromethane	ND	0.50	ug/L							
1,1-Dichloroethane	ND	0.50	ug/L							
1,2-Dichloroethane	ND	0.50	ug/L							
trans-1,2-Dichloroethene	ND	0.50	ug/L							
cis-1,2-Dichloroethene	ND	0.50	ug/L							
1,1-Dichloroethene	ND	0.50	ug/L							
2,2-Dichloropropane	ND	0.50	ug/L							
1,2-Dichloropropane	ND	0.50	ug/L							
1,3-Dichloropropane	ND	0.50	ug/L							
cis-1,3-Dichloropropene	ND	0.50	ug/L							
trans-1,3-Dichloropropene	ND	0.50	ug/L							
1,1-Dichloropropene	ND	0.50	ug/L							
Diisopropyl Ether	ND	0.50	ug/L							
Ethylbenzene	ND	0.50	ug/L							
Hexachlorobutadiene	ND	2.0	ug/L							
n-Hexane	ND	0.50	ug/L							
2-Hexanone	ND	20	ug/L							
Isopropylbenzene	ND	0.50	ug/L							



2525 Advance Road
 Madison, WI 53718
 608.221.8700 Phone
 608.221.4889 Fax

Revised Report

TRC Environmental Corporation, Inc.
 708 Heartland Trail, Ste 3000
 Madison WI, 53717

Project: Madison Kipp Corp. Quarterly Sampling
 Project Number: 243950.000001
 Project Manager: Andrew Stehn

Volatile Organic Compounds by Method 8260 - Purge and Trap - Quality Control

ECCS

Analyte	Result	Limit of Quantitation	Units	Spike Level	Source Result	%REC	%REC Limits	RPD	RPD Limit	Notes
---------	--------	-----------------------	-------	-------------	---------------	------	-------------	-----	-----------	-------

Batch A605008 - EPA 5030B

Blank (A605008-BLK1)

Prepared: 05/02/2016 Analyzed: 05/02/2016 17:37

p-Isopropyltoluene	ND	0.50	ug/L							
Methylene chloride	ND	2.0	ug/L							
4-Methyl-2-pentanone	ND	20	ug/L							
Methyl t-Butyl Ether	ND	0.50	ug/L							
Naphthalene	0.30	5.0	ug/L							J
n-Propyl Benzene	ND	0.50	ug/L							
Styrene	ND	0.50	ug/L							
1,1,1,2-Tetrachloroethane	ND	0.50	ug/L							
1,1,2,2-Tetrachloroethane	ND	0.50	ug/L							
Tetrachloroethene	ND	0.50	ug/L							
Tetrahydrofuran	ND	10	ug/L							
Toluene	ND	0.50	ug/L							
1,2,3-Trichlorobenzene	0.12	2.0	ug/L							J
1,2,4-Trichlorobenzene	ND	2.0	ug/L							
1,1,1-Trichloroethane	ND	0.50	ug/L							
1,1,2-Trichloroethane	ND	0.50	ug/L							
Trichloroethene	ND	0.50	ug/L							
Trichlorofluoromethane	ND	0.50	ug/L							
1,2,3-Trichloropropane	ND	1.0	ug/L							
1,1,2-Trichlorotrifluoroethane	ND	0.50	ug/L							
1,3,5-Trimethylbenzene	ND	0.50	ug/L							
1,2,4-Trimethylbenzene	ND	0.50	ug/L							
Vinyl chloride	ND	0.50	ug/L							
m,p-Xylene	ND	1.0	ug/L							
o-Xylene	ND	0.50	ug/L							
Surrogate: Dibromofluoromethane	10.1		ug/L	10.00		101	60-140			
Surrogate: Toluene-d8	9.46		ug/L	10.00		94.6	60-140			
Surrogate: 4-Bromofluorobenzene	9.31		ug/L	10.00		93.1	60-140			

LCS (A605008-BS1)

Prepared: 05/02/2016 Analyzed: 05/02/2016 22:29

Acetone	46.7	20	ug/L	50.00		93.5	37.9-167			
Benzene	5.06	0.50	ug/L	5.000		101	78.5-123			
Bromobenzene	4.83	0.50	ug/L	5.000		96.6	84.4-116			
Bromochloromethane	5.04	0.50	ug/L	5.000		101	81-126			
Bromodichloromethane	4.69	0.50	ug/L	5.000		93.8	73.7-134			
Bromoform	3.60	0.50	ug/L	5.000		72.0	60.5-138			
Bromomethane	5.90	5.0	ug/L	5.000		118	30.9-196			
2-Butanone	40.8	20	ug/L	50.00		81.6	59.2-137			
n-Butyl Benzene	5.53	0.50	ug/L	5.000		111	79.2-126			
sec-Butyl Benzene	5.62	0.50	ug/L	5.000		112	83.1-121			
tert-Butylbenzene	6.27	0.50	ug/L	5.000		125	80.4-122			
Carbon disulfide	4.99	0.50	ug/L	5.000		99.8	55.2-145			
Carbon tetrachloride	5.36	0.50	ug/L	5.000		107	55.9-147			
Chlorobenzene	4.96	0.50	ug/L	5.000		99.2	90.4-114			



Revised Report

TRC Environmental Corporation, Inc.
708 Heartland Trail, Ste 3000
Madison WI, 53717

Project: Madison Kipp Corp. Quarterly Sampling
Project Number: 243950.000001
Project Manager: Andrew Stehn

Volatile Organic Compounds by Method 8260 - Purge and Trap - Quality Control

ECCS

Analyte	Result	Limit of Quantitation	Units	Spike Level	Source Result	%REC	%REC Limits	RPD	RPD Limit	Notes
---------	--------	-----------------------	-------	-------------	---------------	------	-------------	-----	-----------	-------

Batch A605008 - EPA 5030B

LCS (A605008-BS1)

Prepared: 05/02/2016 Analyzed: 05/02/2016 22:29

Chloroethane	2.59	5.0	ug/L	5.000		51.8	35.4-176			J
Chloroform	5.23	0.50	ug/L	5.000		105	73.5-136			
Chloromethane	7.01	2.0	ug/L	5.000		140	40.6-154			
2-Chlorotoluene	5.55	0.50	ug/L	5.000		111	82.4-123			
4-Chlorotoluene	5.48	0.50	ug/L	5.000		110	83.8-121			
1,2-Dibromo-3-chloropropane	3.47	0.50	ug/L	5.000		69.4	58.1-129			
Dibromochloromethane	4.36	0.50	ug/L	5.000		87.2	72-132			
1,2-Dibromoethane (EDB)	4.40	0.50	ug/L	5.000		88.0	75.6-126			
Dibromomethane	4.47	0.50	ug/L	5.000		89.4	75.5-131			
1,2-Dichlorobenzene	4.95	0.50	ug/L	5.000		99.0	88.5-116			
1,4-Dichlorobenzene	5.03	0.50	ug/L	5.000		101	86.7-116			
1,3-Dichlorobenzene	5.09	0.50	ug/L	5.000		102	89-116			
Dichlorodifluoromethane	5.36	0.50	ug/L	5.000		107	28.4-185			
1,1-Dichloroethane	5.51	0.50	ug/L	5.000		110	74-137			
1,2-Dichloroethane	5.58	0.50	ug/L	5.000		112	66.7-147			
trans-1,2-Dichloroethene	5.16	0.50	ug/L	5.000		103	81.4-124			
cis-1,2-Dichloroethene	5.30	0.50	ug/L	5.000		106	84.6-122			
1,1-Dichloroethene	5.17	0.50	ug/L	5.000		103	53.4-153			
2,2-Dichloropropane	5.26	0.50	ug/L	5.000		105	67.9-135			
1,2-Dichloropropane	4.83	0.50	ug/L	5.000		96.6	83.7-117			
1,3-Dichloropropane	4.54	0.50	ug/L	5.000		90.8	80.4-121			
cis-1,3-Dichloropropene	4.55	0.50	ug/L	5.000		91.0	78.3-119			
trans-1,3-Dichloropropene	4.47	0.50	ug/L	5.000		89.4	74.5-123			
1,1-Dichloropropene	5.43	0.50	ug/L	5.000		109	75.9-130			
Diisopropyl Ether	5.00	0.50	ug/L	5.000		100	73-126			
Ethylbenzene	5.13	0.50	ug/L	5.000		103	86.8-118			
Hexachlorobutadiene	4.96	2.0	ug/L	5.000		99.2	82.5-127			
n-Hexane	5.23	0.50	ug/L	5.000		105	53.6-148			
2-Hexanone	37.3	20	ug/L	50.00		74.5	59.4-135			
Isopropylbenzene	5.11	0.50	ug/L	5.000		102	86.1-120			
p-Isopropyltoluene	5.34	0.50	ug/L	5.000		107	81.9-122			
Methylene chloride	5.23	2.0	ug/L	5.000		105	73.2-131			
4-Methyl-2-pentanone	39.0	20	ug/L	50.00		78.0	58.7-142			
Methyl t-Butyl Ether	4.56	0.50	ug/L	5.000		91.2	66.1-131			
Naphthalene	3.70	5.0	ug/L	5.000		74.0	57.7-131			J
n-Propyl Benzene	5.62	0.50	ug/L	5.000		112	82.9-122			
Styrene	4.92	0.50	ug/L	5.000		98.4	86.3-119			
1,1,1,2-Tetrachloroethane	4.68	0.50	ug/L	5.000		93.6	76.4-131			
1,1,1,2,2-Tetrachloroethane	4.31	0.50	ug/L	5.000		86.2	74.9-124			
Tetrachloroethene	4.76	0.50	ug/L	5.000		95.2	87.2-121			
Tetrahydrofuran	19.6	10	ug/L	25.00		78.4	57.7-138			
Toluene	4.92	0.50	ug/L	5.000		98.4	82.2-121			
1,2,3-Trichlorobenzene	4.29	2.0	ug/L	5.000		85.8	79.3-122			
1,2,4-Trichlorobenzene	4.45	2.0	ug/L	5.000		89.0	76.4-124			



2525 Advance Road
 Madison, WI 53718
 608.221.8700 Phone
 608.221.4889 Fax

Revised Report

TRC Environmental Corporation, Inc.
 708 Heartland Trail, Ste 3000
 Madison WI, 53717

Project: Madison Kipp Corp. Quarterly Sampling
 Project Number: 243950.000001
 Project Manager: Andrew Stehn

Volatile Organic Compounds by Method 8260 - Purge and Trap - Quality Control

ECCS

Analyte	Result	Limit of Quantitation	Units	Spike Level	Source Result	%REC	%REC Limits	RPD	RPD Limit	Notes
---------	--------	-----------------------	-------	-------------	---------------	------	-------------	-----	-----------	-------

Batch A605008 - EPA 5030B

LCS (A605008-BS1)

Prepared: 05/02/2016 Analyzed: 05/02/2016 22:29

1,1,1-Trichloroethane	5.58	0.50	ug/L	5.000		112	72.9-141			
1,1,2-Trichloroethane	4.43	0.50	ug/L	5.000		88.6	80.9-126			
Trichloroethene	4.86	0.50	ug/L	5.000		97.2	85.7-121			
Trichlorofluoromethane	5.42	0.50	ug/L	5.000		108	45.7-170			
1,2,3-Trichloropropane	4.23	1.0	ug/L	5.000		84.6	66.7-127			
1,1,2-Trichlorotrifluoroethane	5.71	0.50	ug/L	5.000		114	58-155			
1,3,5-Trimethylbenzene	5.41	0.50	ug/L	5.000		108	83.5-120			
1,2,4-Trimethylbenzene	5.43	0.50	ug/L	5.000		109	81.4-122			
Vinyl chloride	6.19	0.50	ug/L	5.000		124	40.2-170			
m,p-Xylene	10.2	1.0	ug/L	10.00		102	86.9-120			
o-Xylene	5.08	0.50	ug/L	5.000		102	82.8-119			
<i>Surrogate: Dibromofluoromethane</i>	5.39		ug/L	5.000		108	60-140			
<i>Surrogate: Toluene-d8</i>	4.91		ug/L	5.000		98.2	60-140			
<i>Surrogate: 4-Bromofluorobenzene</i>	4.92		ug/L	5.000		98.4	60-140			

Matrix Spike (A605008-MS1)

Source: A161711-09

Prepared: 05/02/2016 Analyzed: 05/03/2016 20:03

Acetone	59.1	20	ug/L	50.00	ND	118	11.1-197			
Benzene	5.23	0.50	ug/L	5.000	ND	105	77.2-124			
Bromobenzene	4.87	0.50	ug/L	5.000	ND	97.4	83.2-117			
Bromochloromethane	5.82	0.50	ug/L	5.000	ND	116	85.8-124			
Bromodichloromethane	5.30	0.50	ug/L	5.000	ND	106	79.5-128			
Bromoform	4.73	0.50	ug/L	5.000	ND	94.6	61.6-139			
Bromomethane	6.19	5.0	ug/L	5.000	ND	124	24.3-199			
2-Butanone	58.0	20	ug/L	50.00	ND	116	54.8-140			
n-Butyl Benzene	5.35	0.50	ug/L	5.000	ND	107	77.5-126			
sec-Butyl Benzene	5.39	0.50	ug/L	5.000	ND	108	80.3-123			
tert-Butylbenzene	5.34	0.50	ug/L	5.000	ND	107	78.4-122			
Carbon disulfide	5.15	0.50	ug/L	5.000	ND	103	44.7-158			
Carbon tetrachloride	5.33	0.50	ug/L	5.000	ND	107	62.3-145			
Chlorobenzene	5.15	0.50	ug/L	5.000	ND	103	88.5-117			
Chloroethane	1.98	5.0	ug/L	5.000	ND	39.6	26.4-185			J
Chloroform	5.25	0.50	ug/L	5.000	ND	105	75.4-135			
Chloromethane	5.48	2.0	ug/L	5.000	ND	110	26.7-168			
2-Chlorotoluene	5.31	0.50	ug/L	5.000	ND	106	81-123			
4-Chlorotoluene	5.39	0.50	ug/L	5.000	ND	108	82.2-123			
1,2-Dibromo-3-chloropropane	4.82	0.50	ug/L	5.000	ND	96.4	52.4-136			
Dibromochloromethane	4.89	0.50	ug/L	5.000	ND	97.8	77.8-127			
1,2-Dibromoethane (EDB)	5.05	0.50	ug/L	5.000	ND	101	73.4-131			
Dibromomethane	5.32	0.50	ug/L	5.000	ND	106	79.7-128			
1,2-Dichlorobenzene	5.11	0.50	ug/L	5.000	ND	102	87.2-117			
1,4-Dichlorobenzene	5.15	0.50	ug/L	5.000	ND	103	86.3-117			
1,3-Dichlorobenzene	5.15	0.50	ug/L	5.000	ND	103	88.7-117			
Dichlorodifluoromethane	5.23	0.50	ug/L	5.000	ND	105	15.1-198			
1,1-Dichloroethane	5.45	0.50	ug/L	5.000	ND	109	79.1-133			



2525 Advance Road
Madison, WI 53718
608.221.8700 Phone
608.221.4889 Fax

Revised Report

TRC Environmental Corporation, Inc.
708 Heartland Trail, Ste 3000
Madison WI, 53717

Project: Madison Kipp Corp. Quarterly Sampling
Project Number: 243950.000001
Project Manager: Andrew Stehn

Volatile Organic Compounds by Method 8260 - Purge and Trap - Quality Control

ECCS

Analyte	Result	Limit of Quantitation	Units	Spike Level	Source Result	%REC	%REC Limits	RPD	RPD Limit	Notes
---------	--------	-----------------------	-------	-------------	---------------	------	-------------	-----	-----------	-------

Batch A605008 - EPA 5030B

Matrix Spike (A605008-MS1)	Source: A161711-09		Prepared: 05/02/2016 Analyzed: 05/03/2016 20:03							
1,2-Dichloroethane	5.92	0.50	ug/L	5.000	ND	118	69.3-145			
trans-1,2-Dichloroethene	5.29	0.50	ug/L	5.000	ND	106	81.4-124			
cis-1,2-Dichloroethene	5.44	0.50	ug/L	5.000	ND	109	80.2-125			
1,1-Dichloroethene	5.38	0.50	ug/L	5.000	ND	108	54.9-154			
2,2-Dichloropropane	5.02	0.50	ug/L	5.000	ND	100	70.5-133			
1,2-Dichloropropane	5.14	0.50	ug/L	5.000	ND	103	80.7-121			
1,3-Dichloropropane	5.30	0.50	ug/L	5.000	ND	106	84.9-119			
cis-1,3-Dichloropropene	5.14	0.50	ug/L	5.000	ND	103	76.1-121			
trans-1,3-Dichloropropene	4.99	0.50	ug/L	5.000	ND	99.8	75.2-123			
1,1-Dichloropropene	5.34	0.50	ug/L	5.000	ND	107	76.1-128			
Diisopropyl Ether	5.30	0.50	ug/L	5.000	ND	106	73.7-125			
Ethylbenzene	5.12	0.50	ug/L	5.000	ND	102	85.8-120			
Hexachlorobutadiene	4.91	2.0	ug/L	5.000	ND	98.2	80.4-128			
n-Hexane	5.34	0.50	ug/L	5.000	ND	107	48.8-150			
2-Hexanone	55.5	20	ug/L	50.00	ND	111	47.7-148			
Isopropylbenzene	5.06	0.50	ug/L	5.000	ND	101	84.1-123			
p-Isopropyltoluene	5.41	0.50	ug/L	5.000	ND	108	78-124			
Methylene chloride	5.40	2.0	ug/L	5.000	ND	108	75.9-129			
4-Methyl-2-pentanone	57.9	20	ug/L	50.00	ND	116	52.2-148			
Methyl t-Butyl Ether	5.49	0.50	ug/L	5.000	ND	110	63.2-134			
Naphthalene	4.88	5.0	ug/L	5.000	ND	97.6	47.9-135			J
n-Propyl Benzene	5.34	0.50	ug/L	5.000	ND	107	81.7-122			
Styrene	5.02	0.50	ug/L	5.000	ND	100	78.2-124			
1,1,1,2-Tetrachloroethane	5.03	0.50	ug/L	5.000	ND	101	79-130			
1,1,2,2-Tetrachloroethane	5.14	0.50	ug/L	5.000	ND	103	71.2-130			
Tetrachloroethene	4.81	0.50	ug/L	5.000	ND	96.2	81.1-126			
Tetrahydrofuran	27.6	10	ug/L	25.00	ND	110	45.4-144			
Toluene	5.30	0.50	ug/L	5.000	ND	106	77.9-123			
1,2,3-Trichlorobenzene	4.97	2.0	ug/L	5.000	ND	99.4	73.3-124			
1,2,4-Trichlorobenzene	4.88	2.0	ug/L	5.000	ND	97.6	71.4-125			
1,1,1-Trichloroethane	5.67	0.50	ug/L	5.000	ND	113	72.9-143			
1,1,2-Trichloroethane	5.48	0.50	ug/L	5.000	ND	110	79.4-132			
Trichloroethene	5.14	0.50	ug/L	5.000	ND	103	77.5-125			
Trichlorofluoromethane	1.52	0.50	ug/L	5.000	ND	30.4	37.7-187			M
1,2,3-Trichloropropane	5.10	1.0	ug/L	5.000	ND	102	66.4-129			
1,1,2-Trichlorotrifluoroethane	5.36	0.50	ug/L	5.000	ND	107	48.9-171			
1,3,5-Trimethylbenzene	5.17	0.50	ug/L	5.000	ND	103	74.3-126			
1,2,4-Trimethylbenzene	5.20	0.50	ug/L	5.000	ND	104	71.7-128			
Vinyl chloride	5.21	0.50	ug/L	5.000	ND	104	40.1-168			
m,p-Xylene	10.5	1.0	ug/L	10.00	ND	105	81.3-124			
o-Xylene	5.14	0.50	ug/L	5.000	ND	103	81.6-119			
Surrogate: Dibromofluoromethane	5.56		ug/L	5.000		111	60-140			
Surrogate: Toluene-d8	5.29		ug/L	5.000		106	60-140			
Surrogate: 4-Bromofluorobenzene	5.05		ug/L	5.000		101	60-140			



2525 Advance Road
 Madison, WI 53718
 608.221.8700 Phone
 608.221.4889 Fax

Revised Report

TRC Environmental Corporation, Inc.
 708 Heartland Trail, Ste 3000
 Madison WI, 53717

Project: Madison Kipp Corp. Quarterly Sampling
 Project Number: 243950.000001
 Project Manager: Andrew Stehn

Volatile Organic Compounds by Method 8260 - Purge and Trap - Quality Control

ECCS

Analyte	Result	Limit of Quantitation	Units	Spike Level	Source Result	%REC	%REC Limits	RPD	RPD Limit	Notes
---------	--------	-----------------------	-------	-------------	---------------	------	-------------	-----	-----------	-------

Batch A605008 - EPA 5030B

Matrix Spike Dup (A605008-MSD1)

Source: A161711-09

Prepared: 05/02/2016 Analyzed: 05/03/2016 20:31

Acetone	58.9	20	ug/L	50.00	ND	118	11.1-197	0.322	20	
Benzene	5.23	0.50	ug/L	5.000	ND	105	77.2-124	0.00	20	
Bromobenzene	4.68	0.50	ug/L	5.000	ND	93.6	83.2-117	3.98	20	
Bromochloromethane	5.66	0.50	ug/L	5.000	ND	113	85.8-124	2.79	20	
Bromodichloromethane	5.04	0.50	ug/L	5.000	ND	101	79.5-128	5.03	20	
Bromoform	4.77	0.50	ug/L	5.000	ND	95.4	61.6-139	0.842	20	
Bromomethane	5.51	5.0	ug/L	5.000	ND	110	24.3-199	11.6	20	
2-Butanone	61.1	20	ug/L	50.00	ND	122	54.8-140	5.12	20	
n-Butyl Benzene	5.00	0.50	ug/L	5.000	ND	100	77.5-126	6.76	20	
sec-Butyl Benzene	5.11	0.50	ug/L	5.000	ND	102	80.3-123	5.33	20	
tert-Butylbenzene	5.64	0.50	ug/L	5.000	ND	113	78.4-122	5.46	20	
Carbon disulfide	5.11	0.50	ug/L	5.000	ND	102	44.7-158	0.780	20	
Carbon tetrachloride	5.15	0.50	ug/L	5.000	ND	103	62.3-145	3.44	20	
Chlorobenzene	5.08	0.50	ug/L	5.000	ND	102	88.5-117	1.37	20	
Chloroethane	2.03	5.0	ug/L	5.000	ND	40.6	26.4-185	2.49	20	
Chloroform	5.19	0.50	ug/L	5.000	ND	104	75.4-135	1.15	20	
Chloromethane	6.00	2.0	ug/L	5.000	ND	120	26.7-168	9.06	20	
2-Chlorotoluene	5.11	0.50	ug/L	5.000	ND	102	81-123	3.84	20	
4-Chlorotoluene	5.15	0.50	ug/L	5.000	ND	103	82.2-123	4.55	20	
1,2-Dibromo-3-chloropropane	4.76	0.50	ug/L	5.000	ND	95.2	52.4-136	1.25	20	
Dibromochloromethane	5.14	0.50	ug/L	5.000	ND	103	77.8-127	4.99	20	
1,2-Dibromoethane (EDB)	5.37	0.50	ug/L	5.000	ND	107	73.4-131	6.14	20	
Dibromomethane	5.10	0.50	ug/L	5.000	ND	102	79.7-128	4.22	20	
1,2-Dichlorobenzene	5.09	0.50	ug/L	5.000	ND	102	87.2-117	0.392	20	
1,4-Dichlorobenzene	4.96	0.50	ug/L	5.000	ND	99.2	86.3-117	3.76	20	
1,3-Dichlorobenzene	4.89	0.50	ug/L	5.000	ND	97.8	88.7-117	5.18	20	
Dichlorodifluoromethane	5.26	0.50	ug/L	5.000	ND	105	15.1-198	0.572	20	
1,1-Dichloroethane	5.33	0.50	ug/L	5.000	ND	107	79.1-133	2.23	20	
1,2-Dichloroethane	6.25	0.50	ug/L	5.000	ND	125	69.3-145	5.42	20	
trans-1,2-Dichloroethene	5.20	0.50	ug/L	5.000	ND	104	81.4-124	1.72	20	
cis-1,2-Dichloroethene	5.69	0.50	ug/L	5.000	ND	114	80.2-125	4.49	20	
1,1-Dichloroethene	5.09	0.50	ug/L	5.000	ND	102	54.9-154	5.54	20	
2,2-Dichloropropane	4.91	0.50	ug/L	5.000	ND	98.2	70.5-133	2.22	20	
1,2-Dichloropropane	4.93	0.50	ug/L	5.000	ND	98.6	80.7-121	4.17	20	
1,3-Dichloropropane	5.28	0.50	ug/L	5.000	ND	106	84.9-119	0.378	20	
cis-1,3-Dichloropropene	5.10	0.50	ug/L	5.000	ND	102	76.1-121	0.781	20	
trans-1,3-Dichloropropene	5.27	0.50	ug/L	5.000	ND	105	75.2-123	5.46	20	
1,1-Dichloropropene	5.46	0.50	ug/L	5.000	ND	109	76.1-128	2.22	20	
Diisopropyl Ether	5.29	0.50	ug/L	5.000	ND	106	73.7-125	0.189	20	
Ethylbenzene	5.02	0.50	ug/L	5.000	ND	100	85.8-120	1.97	20	
Hexachlorobutadiene	4.59	2.0	ug/L	5.000	ND	91.8	80.4-128	6.74	20	
n-Hexane	5.50	0.50	ug/L	5.000	ND	110	48.8-150	2.95	20	
2-Hexanone	58.5	20	ug/L	50.00	ND	117	47.7-148	5.42	20	
Isopropylbenzene	5.03	0.50	ug/L	5.000	ND	101	84.1-123	0.595	20	

J



2525 Advance Road
 Madison, WI 53718
 608.221.8700 Phone
 608.221.4889 Fax

Revised Report

TRC Environmental Corporation, Inc.
 708 Heartland Trail, Ste 3000
 Madison WI, 53717

Project: Madison Kipp Corp. Quarterly Sampling
 Project Number: 243950.000001
 Project Manager: Andrew Stehn

Volatile Organic Compounds by Method 8260 - Purge and Trap - Quality Control
 ECCS

Analyte	Result	Limit of Quantitation	Units	Spike Level	Source Result	%REC	%REC Limits	RPD	RPD Limit	Notes
---------	--------	-----------------------	-------	-------------	---------------	------	-------------	-----	-----------	-------

Batch A605008 - EPA 5030B

Matrix Spike Dup (A605008-MSD1)	Source: A161711-09		Prepared: 05/02/2016 Analyzed: 05/03/2016 20:31							
p-Isopropyltoluene	5.05	0.50	ug/L	5.000	ND	101	78-124	6.88	20	
Methylene chloride	5.75	2.0	ug/L	5.000	ND	115	75.9-129	6.28	20	
4-Methyl-2-pentanone	60.7	20	ug/L	50.00	ND	121	52.2-148	4.69	20	
Methyl t-Butyl Ether	5.68	0.50	ug/L	5.000	ND	114	63.2-134	3.40	20	
Naphthalene	4.88	5.0	ug/L	5.000	ND	97.6	47.9-135	0.00	20	J
n-Propyl Benzene	5.08	0.50	ug/L	5.000	ND	102	81.7-122	4.99	20	
Styrene	4.95	0.50	ug/L	5.000	ND	99.0	78.2-124	1.40	20	
1,1,1,2-Tetrachloroethane	5.05	0.50	ug/L	5.000	ND	101	79-130	0.397	20	
1,1,1,2,2-Tetrachloroethane	5.31	0.50	ug/L	5.000	ND	106	71.2-130	3.25	20	
Tetrachloroethene	4.72	0.50	ug/L	5.000	ND	94.4	81.1-126	1.89	20	
Tetrahydrofuran	31.0	10	ug/L	25.00	ND	124	45.4-144	11.6	20	
Toluene	5.19	0.50	ug/L	5.000	ND	104	77.9-123	2.10	20	
1,2,3-Trichlorobenzene	4.77	2.0	ug/L	5.000	ND	95.4	73.3-124	4.11	20	
1,2,4-Trichlorobenzene	4.76	2.0	ug/L	5.000	ND	95.2	71.4-125	2.49	20	
1,1,1-Trichloroethane	5.39	0.50	ug/L	5.000	ND	108	72.9-143	5.06	20	
1,1,2-Trichloroethane	5.12	0.50	ug/L	5.000	ND	102	79.4-132	6.79	20	
Trichloroethene	5.01	0.50	ug/L	5.000	ND	100	77.5-125	2.56	20	
Trichlorofluoromethane	1.56	0.50	ug/L	5.000	ND	31.2	37.7-187	2.60	20	M
1,2,3-Trichloropropane	5.02	1.0	ug/L	5.000	ND	100	66.4-129	1.58	20	
1,1,2-Trichlorotrifluoroethane	4.95	0.50	ug/L	5.000	ND	99.0	48.9-171	7.95	20	
1,3,5-Trimethylbenzene	4.83	0.50	ug/L	5.000	ND	96.6	74.3-126	6.80	20	
1,2,4-Trimethylbenzene	4.94	0.50	ug/L	5.000	ND	98.8	71.7-128	5.13	20	
Vinyl chloride	5.01	0.50	ug/L	5.000	ND	100	40.1-168	3.91	20	
m,p-Xylene	10.3	1.0	ug/L	10.00	ND	103	81.3-124	2.59	20	
o-Xylene	5.04	0.50	ug/L	5.000	ND	101	81.6-119	1.96	20	
Surrogate: Dibromofluoromethane	5.65		ug/L	5.000		113	60-140			
Surrogate: Toluene-d8	4.98		ug/L	5.000		99.6	60-140			
Surrogate: 4-Bromofluorobenzene	5.06		ug/L	5.000		101	60-140			



2525 Advance Road
Madison, WI 53718
608.221.8700 Phone
608.221.4889 Fax

Revised Report

TRC Environmental Corporation, Inc.
708 Heartland Trail, Ste 3000
Madison WI, 53717

Project: Madison Kipp Corp. Quarterly Sampling
Project Number: 243950.000001
Project Manager: Andrew Stehn

Notes and Definitions

- M The matrix spike and/or matrix spike duplicate recovery was outside of the laboratory control limits.
- LC Results may be biased low because of low continuing calibration verification (CCV).
- J Analyte was detected but is below the reporting limit. The concentration is estimated.
- D Data reported from a dilution
- B Analyte is also detected in the associated method blank.
- ND Analyte NOT DETECTED at or above the reporting limit
- NR Not Reported
- dry Sample results reported on a dry weight basis. If the word 'dry' does not appear after the units, results are reported on an as-is basis.
- RPD Relative Percent Difference



Pace Analytical - ECCS Division
 2525 Advance Road
 Madison, WI 53718
 608-221-8700 (phone)
 608-221-4889 (fax)

CHAIN OF CUSTODY

No. 5605

Page: 1 of 2

Project Number: 243950.000001				PO Number: 90886				Lab Work Order #: A161711				Report To: Andrew Stehn			
Project Name: Madison Kipp Corp. Quarterly Sampling								Preservation Codes				Company: TRC Env.			
Project Location (City, State): Madison, WI								Analyses Requested				Address 1: 708 Heartland Tr, Suite 3000			
Turn Around (check one): <input checked="" type="checkbox"/> Normal <input type="checkbox"/> Rush				Matrix				Total # of Containers				Address 2: Madison, WI 53717			
If Rush, Report Due Date:												E-mail Address: astehn@trcsolutions.com			
Sampled By (Print): Wesley Braga								B				Invoice To:			
Sample Description												Company:			
		Collection		JOC				Address 1:							
		Date	Time					Address 2:							
								Comments		Lab ID		Lab Receipt Time			
MP-14 (Port 2-139)		4/19/16	1500	GW	3	X	vial not labeled jo		01						
MP-16 (Port 2-143)		4/19/16	1355	GW	3	X			02						
MW-25D2		4/20/16	0944	GW	3	X			03						
MW-27D		4/20/16	1112	GW	3	X			04						
MW-9D2		4/20/16	1236	GW	3	X			05						
MW-6D		4/20/16	1407	GW	3	X			06						
MW-17		4/20/16	1512	GW	3	X			07						
MW-4D2		4/20/16	1633	GW	3	X			08						
MW-5D3		4/21/16	0942	GW	9	X	MS/MSD		09						
MW-5D		4/21/16	1014	GW	3	X			10						
Preservation Codes A=None B=HCL C=H ₂ SO ₄ D=HNO ₃ E=EnCore F=Methanol G=NaOH O=Other (Indicate)				Other Comments: Relinquished By: <i>Wesley Braga</i> Date: 4/22/16 Time: 1430 Relinquished By: _____ Date: _____ Time: _____				Received By: <i>JENNIFER GORDON</i> Date: 04-22-16 Time: 1430 Received By: _____ Date: _____ Time: _____							
Matrix Codes A=Air S=Soil W=Water O=Other				Custody Seal: <input checked="" type="checkbox"/> NA <input type="checkbox"/> Intact <input type="checkbox"/> Not Intact				Shipped Via: Walk-In Receipt Temp: 4.5°C Thermometer #/ Exp. Date: SIN150250900 Temp Blank: <input checked="" type="checkbox"/> Y <input type="checkbox"/> N							

Exp. 03-26-17 Rev. 12/15



Pace Analytical - ECCS Division
 2525 Advance Road
 Madison, WI 53718
 608-221-8700 (phone)
 608-221-4889 (fax)

CHAIN OF CUSTODY

No. 5603

Page: 2 of 2

Project Number: 243950.00001				PO Number: 90886				Lab Work Order #: A161711				Report To: Andrew Stehn			
Project Name: Madison Kipp Corp. Quarterly Sampling				Project Location (City, State): Madison, WI				Preservation Codes				Company: TRC Env.			
Turn Around (check one): <input checked="" type="checkbox"/> Normal <input type="checkbox"/> Rush				If Rush, Report Due Date:				Analyses Requested				Address 1: 708 Heartland Tr, Suite 3000			
Sampled By (Print): Wesley Braga				Matrix				Total # of Containers				Address 2: Madison, WI 53717			
Sample Description				Collection		Matrix	Total # of Containers	VOC						E-mail Address: astehn@trcsolutions.com	
				Date	Time									Invoice To:	
													Company:		
													Address 1:		
													Address 2:		
													Comments		
													Lab ID	Lab Receipt Time	
MW-5D2				4/21/16	1139	GW	3	X						11	
MW-23D				4/21/16	1337	GW	3	X						12	
MW-22D				4/21/16	1443	GW	3	X						13	
MW-2D				4/21/16	1627	GW	3	X						14	
MW-3D				4/22/16	1033	GW	3	X						15	
MM-3D2				4/22/16	1125	GW	3	X					labeled MW j	16	
FB-01				4/21/16	1650	GW	3	X						17	
DUP-01				4/21/16	-	GW	3	X						18	
DUP-02				4/22/16	-	GW	3	X						19	
Trip Blank				-	-	W	1	X						20	
Preservation Codes A=None B=HCL C=H ₂ SO ₄ D=HNO ₃ E=EnCore F=Methanol G=NaOH O=Other (Indicate) Matrix Codes A=Air S=Soil W=Water O=Other				Other Comments: Relinquished By: <i>Wesley Braga</i> Relinquished By:				Date: 4/22/16 Time: 1430		Received By: <i>Jessica [Signature]</i> Received By:		Date: 04-22-16 Time: 1430			
								Custody Seal: <input checked="" type="checkbox"/> NA <input type="checkbox"/> Intact <input type="checkbox"/> Not Intact		Shipped Via: Walk-In		Receipt Temp: 4.5°C		Thermometer #/ Exp. Date: pg 1	