

David Mosher  
Waste Water Specialist  
Wisconsin Department of Natural Resources  
South Central Region  
3911 Fish Hatchery Rd  
Fitchburg WI 53711

Subject:

Discharge Monitoring Report – In-Site Chemical Oxidation Groundwater Pilot Test, Madison-Kipp Corporation (MKC) Site, 201 Waubesa Street, Madison, Wisconsin.

Dear Mr. Mosher:

On behalf of MKC, this letter summarizes the activities completed from November 27 through January 3, 2012 as part of the in-situ chemical oxidation (ISCO) Pilot Test at the MKC site located at 201 Waubesa Street in Madison, Wisconsin (site) under Wisconsin Pollution Discharge Elimination System (WPDES) Permit WI-0046566-6 and the Temporary Exemption for the Injection of a Remedial Material to Groundwater under Chapter NR 140, Wisconsin Administrative Code (Wis. Adm. Code), and Injection Approval under Chapter NR 812.05, Wis. Adm. Code. A discharge monitoring report form is attached, Attachment A, for the baseline sampling event, shallow injection interval (IW-1S), shallow bedrock injection interval (IW-2D), and the deep bedrock injection interval (IW-2D2). A summary of activities completed through January 3, 2013 is presented below.

### **Pilot Test Implementation and Monitoring**

#### **Baseline Monitoring**

Baseline groundwater sampling was completed from November 27 through December 6, 2012, in compliance with the approved ISCO Work Plan, dated October 17, 2012. Analytical results are reported in the attached Table 1.

#### **Pilot Test Injection Event**

Injection activities began Monday, December 10, 2012, with baseline conductivity readings and injection setup. A total of 18,350 gallons of 5% sodium permanganate solution was injected during the pilot test from December 11 through December 17,

Imagine the result

ARCADIS U.S., Inc.  
126 North Jefferson Street  
Suite 400  
Milwaukee  
Wisconsin 53202  
Tel 414 276 7742  
Fax 414 276 7603  
[www.arcadis-us.com](http://www.arcadis-us.com)

ENVIRONMENT

Date:

January 15, 2012

Contact:

Jennine Trask

Phone:

414.277.6203

Email:

Jennine.Trask@arcadis-us.com

Our ref:

WI001283.0006

2012. The shallow bedrock injection interval (IW-2D) received approximately 7,000 gallons of a sodium permanganate solution with potassium bromide as tracer from December 11 through 12, 2012. The target potassium bromide concentration for the shallow bedrock interval tracer was 800 milligrams per liter (mg/L) of injection solution. The shallow injection interval, unconsolidated formation above bedrock, received approximately 2,350 gallons of sodium permanganate solution with deuterium as the tracer from December 15 through December 17, 2012. The target deuterium concentration was approximately 0.9 milliliters of deuterium per gallon of injection solution. The deep bedrock injection interval (IW-2D2) received approximately 9,000 gallons of a sodium permanganate solution with sodium chloride as the tracer from December 13 through 18, 2012. The target sodium chloride concentration for the deep bedrock interval tracer was 3 grams per liter of injection solution. No further injection activities are planned in conjunction with the ISCO Pilot Test.

#### **Post-Injection Monitoring**

Post injection monitoring was completed in accordance with the approved work plan the weeks of December 17, December 24, and December 31, 2012. The weekly sampling following the injection event included a vertical profile of the screen interval for conductivity and the monitoring of tracer concentrations only.

Post injection monitoring continues on a bi-weekly basis through February 28, 2013, with the first full round of groundwater sampling including: volatile organic compounds, total metals (arsenic, chromium, manganese, and iron), dissolved metals (Resource Conservation & Recovery Act metals, manganese, and iron), total organic carbon, total dissolved solids, chloride, bromide, and deuterated water scheduled for the week of January 14, 2013.

If you have any questions or require any additional information, please contact us at 414.276.7742.

Sincerely,

ARCADIS U.S., Inc.

*Rebecca A Robbennolt*

Rebecca Robbennolt  
Remediation Specialist

*Jennine L. Trask*

Jennine L. Trask, PE  
Project Manager

Tables:

- 1 Discharge Monitoring Analytical Results, WPDES Permit No. WI0046566-6, Madison-Kipp Corporation, 201 Waubesa Street, Madison, Wisconsin.

Attachments:

- Attachment A Discharge Monitoring Forms: Baseline Sampling, IW-1S, IW-2D, and IW-2D2

Copies:

David Crass – Michael Best  
Mark Meunier – Madison Kipp  
Mike Schmoller – WDNR (electronic)

**Table 1. Discharge Monitoring Analytical Results, WPDES Permit No. WI0046566-6, Madison-Kipp Corporation, 201 Waubesa Street, Madison, Wisconsin.**

Monitoring Well	ES	PAL	IW-1S	IW-2D	IW-2D2	MP-13				
Sample Depth						45-47	68-70	82-84	103-105	122-124
Sample Date	11/15/00	11/15/00	11/29/12	11/29/12	11/29/12	12/06/12	12/06/12	12/06/12	12/04/12	12/04/12
<b>VOCs (µg/L)</b>										
1,1-Dichloroethene	7	0.7	<0.62	<0.62	<0.62	<b>0.92 J</b>	<b>2.8 J</b>	<3.1	<1.6	<0.62
Benzene	5	0.5	<b>0.71 J</b>	<0.15	<0.15	0.34 J	<0.37	<0.74	<0.37	<0.15
Carbon tetrachloride	5	0.5	<0.52	<0.52	<0.52	<0.26	<1.3	<2.6	<1.3	<0.52
Chloroform	6	0.6	<b>1.9 J</b>	<0.4	<0.4	<0.2	<1	<2	<1	<0.4
cis-1,2-Dichloroethene	70	7	<b>67</b>	<b>400</b>	<b>390</b>	<b>540</b>	<b>3,500</b>	<b>1,900</b>	<b>1,100</b>	<b>910</b>
Ethylbenzene	700	140	<0.26	6.5	1.6	<0.13	<0.65	<1.3	<0.65	<0.26
Tetrachloroethene	5	0.5	<b>1,200</b>	<b>1,500</b>	<b>1,300</b>	<b>640</b>	<b>3,800</b>	<b>5,600</b>	<b>1,800</b>	<b>1,500</b>
Toluene	800	160	<0.22	1.1	0.45 J	<0.11	<0.55	<1.1	<0.55	<0.22
trans-1,2-Dichloroethene	100	20	3.4	5.4	5.2	7.3	<b>60</b>	<b>29</b>	15	12
Trichloroethene	5	0.5	<b>100</b>	<b>180</b>	<b>170</b>	<b>230</b>	<b>1,100</b>	<b>940</b>	<b>440</b>	<b>340</b>
Vinyl chloride	0.2	0.02	<0.2	<b>2.6</b>	<b>2.6</b>	<b>15</b>	<b>150</b>	<b>64</b>	<b>33</b>	<b>36</b>
Xylenes, Total	2,000	400	<0.14	25	7.2	<0.068	<0.34	<0.68	<0.34	<0.14
<b>Dissolved Metals (µg/L)</b>										
Arsenic	--	--	0.57 J	0.20 J	0.22 J	0.16 J	0.20 J	<0.15	0.21 J	0.38 J
Barium	--	--	120	51	54	180	26 B	24 B	65 B	72 B
Cadmium	--	--	<0.1	<0.1	<0.1	<0.1	<0.1	<0.1	0.17 J	<0.1
Chromium	--	--	0.65 J	<0.64	<0.64	<0.64	<0.64	<0.64	<0.64	<0.64
Iron	--	--	320 B	580 B	2,400 B	860	43 JB	43 JB	<37	120 B
Lead	--	--	0.19 J	<0.16	<0.16	0.23 J	<0.16	<0.16	0.20 J	0.23 J
Manganese	--	--	420	36	81	360	10	13	86	67
Mercury	--	--	0.073 J	<0.071	<0.071	<0.071	<0.071	<0.071	<0.071	<0.071
Selenium	--	--	1.1 J	0.50 J	0.43 J	0.27 J	<0.25	<0.25	0.54 J	0.56 J
Silver	--	--	<0.069	<0.069	<0.069	<0.069	<0.069	<0.069	<0.069	<0.069
<b>Total Metals (µg/L)</b>										
Arsenic	--	--	0.58 J	0.30 J	0.50 J	0.21 J	0.16 J	0.17 J	0.24 J	0.18 J
Chromium	--	--	0.73 J	0.75 J	1.7 J	3.4 J	68	2.0 J	4.2 J	12
Iron	300	--	170 B	<b>1,900 B</b>	<b>4,100 B</b>	<b>1,300</b>	61 JB	62 JB	46 JB	230 B
Manganese	50	--	<b>410</b>	<b>54</b>	<b>120</b>	<b>340</b>	10	14	<b>83</b>	<b>63</b>

Footnotes on Page 2.

**Table 1. Discharge Monitoring Analytical Results, WPDES Permit No. WI0046566-6, Madison-Kipp Corporation, 201 Waubesa Street, Madison, Wisconsin.**

Monitoring Well	ES	PAL	IW-1S	IW-2D	IW-2D2	MP-13				
Sample Depth						45-47	68-70	82-84	103-105	122-124
Sample Date	11/15/00	11/15/00	11/29/12	11/29/12	11/29/12	12/06/12	12/06/12	12/06/12	12/04/12	12/04/12
<b>Miscellaneous (mg/L)</b>										
Bromide	--	--	<0.77	<0.77	<0.77	<0.77	<0.77	<0.77	<0.77	<0.77
Chloride	250	--	490	190	160	420	270	220	290	310
Total Organic Carbon	--	--	4.1	4.1	3.8	NA	NA	NA	NA	NA
Total Dissolved Solids	--	--	2,100	1,000	910	1,400	1,100	990	1,100	1,100
Deuterated Water (per mil)	--	--	-54.4	-60.5	-60.6	-64.0	-65.5	-61.1	-62.1	-62.9
<b>Field Parameters</b>										
Conductivity (µS/cm)	--	--	--	--	--	--	--	--	--	--
pH	--	--	--	--	--	--	--	--	--	--

Only VOCs detected in one or more water samples are listed on the table. Refer to laboratory analytical reports for a complete list of VOCs analyzed.

- 100** Concentration exceeds the NR 140 Wis. adm. code Preventive Action Limit.
- 100** Concentration exceeds the NR 140 Wis. adm. code Enforcement Standard.
- ^ ICV,CCV,ICB,CCB, ISA, ISB, CRI, CRA, DLCK or MRL standard: Instrument related QC exceeds the control limits.
- < Not detected.
- \* LCS or LCSD exceeds the control limits
- Not established/Not measured.
- B Compound was found in the blank and the sample.
- J Result is between the method detection limit and the limit of quantitation.
- mg/L Milligrams per liter.
- µg/L Micrograms per liter.
- µS/cm MicroSiemens per centimeter.
- NA Not analyzed.
- VOCs Volatile organic compounds.

**Table 1. Discharge Monitoring Analytical Results, WPDES Permit No. WI0046566-6, Madison-Kipp Corporation, 201 Waubesa Street, Madison, Wisconsin.**

Monitoring Well	MP-13 (continued)			MW-3D				MW-3D2			
	136-138	164-166	82-84	11/30/12	12/19/12	12/28/12	01/03/13	11/30/12	12/19/12	12/28/12	01/03/13
<b>VOCs (µg/L)</b>											
1,1-Dichloroethene	1.5 J	<1.6	NA	<1.6	NA	NA	NA	<1.6	NA	NA	NA
Benzene	0.41 J	<0.37	NA	<0.37	NA	NA	NA	<0.37	NA	NA	NA
Carbon tetrachloride	<0.52	<1.3	NA	<1.3	NA	NA	NA	<1.3	NA	NA	NA
Chloroform	<0.4	<1	NA	<1	NA	NA	NA	<1	NA	NA	NA
cis-1,2-Dichloroethene	1,100	970	NA	520	NA	NA	NA	420	NA	NA	NA
Ethylbenzene	<0.26	<0.65	NA	<0.65	NA	NA	NA	<0.65	NA	NA	NA
Tetrachloroethene	1,900	1,400	NA	1,800	NA	NA	NA	2,800	NA	NA	NA
Toluene	<0.22	<0.55	NA	<0.55	NA	NA	NA	<0.55	NA	NA	NA
trans-1,2-Dichloroethene	17	15	NA	7.7	NA	NA	NA	5.6	NA	NA	NA
Trichloroethene	450	370	NA	250	NA	NA	NA	190	NA	NA	NA
Vinyl chloride	50	41	NA	<0.5	NA	NA	NA	<0.5	NA	NA	NA
Xylenes, Total	<0.14	<0.34	NA	<0.34	NA	NA	NA	<0.34	NA	NA	NA
<b>Dissolved Metals (µg/L)</b>											
Arsenic	<0.15	<0.15	NA	0.23 J	NA	NA	NA	0.28 J	NA	NA	NA
Barium	66 B	70 B	NA	68	NA	NA	NA	43	NA	NA	NA
Cadmium	<0.1	<0.1	NA	0.13 J	NA	NA	NA	<0.1	NA	NA	NA
Chromium	<0.64	<0.64	NA	2.4 J	NA	NA	NA	4.0 J	NA	NA	NA
Iron	43 JB	52 JB	NA	<27	NA	NA	NA	<37	NA	NA	NA
Lead	0.58	<0.16	NA	<0.16	NA	NA	NA	<0.16	NA	NA	NA
Manganese	43	100	NA	28	NA	NA	NA	3.4	NA	NA	NA
Mercury	<0.071	<0.071	NA	<0.071	NA	NA	NA	<0.071	NA	NA	NA
Selenium	0.55 J	0.61 J	NA	<0.25	NA	NA	NA	0.39 J	NA	NA	NA
Silver	<0.069	<0.069	NA	<0.069	NA	NA	NA	<0.069	NA	NA	NA
<b>Total Metals (µg/L)</b>											
Arsenic	0.15 J	0.15 J	NA	0.32 J	NA	NA	NA	0.21 J	NA	NA	NA
Chromium	9.6	<0.64	NA	3.7 J	NA	NA	NA	4.1 J	NA	NA	NA
Iron	86 JB	200 B	NA	400	NA	NA	NA	<37	NA	NA	NA
Manganese	42	100	NA	42	NA	NA	NA	1.6 J	NA	NA	NA

Footnotes on Page 4.

**Table 1. Discharge Monitoring Analytical Results, WPDES Permit No. WI0046566-6, Madison-Kipp Corporation, 201 Waubesa Street, Madison, Wisconsin.**

Monitoring Well	MP-13 (continued)			MW-3D				MW-3D2			
	136-138	164-166	82-84	11/30/12	12/19/12	12/28/12	01/03/13	11/30/12	12/19/12	12/28/12	01/03/13
<b>Miscellaneous (mg/L)</b>											
Bromide	<0.77	<0.77	0.33	<0.77	0.22 J	0.23 J	0.21 J	<0.77	0.12 J	<0.077	<0.077 *
Chloride	300	320	230	350	900	1,200	1,200	100	550	840	480
Total Organic Carbon	NA	NA	NA	3.6	NA	NA	NA	2.7	NA	NA	NA
Total Dissolved Solids	1,100	1,100	950	1,700	2,100	2,400	2,200	730	1,300	1,800	1,500
Deuterated Water (per mil)	-63.2	-63.9	NA	-58.3	-78.7	-79.5	-72.2	-60.4	-64.8	-64.2	-62.0
<b>Field Parameters</b>											
Conductivity (µS/cm)	--	--	--	--	4,786	3,408	2,760	--	2,190	2,458	2,140
pH	--	--	--	--	6.91	6.66	6.75	--	6.90	5.65	3.96

Only VOCs detected in one or more water samples are listed on the table. Refer to laboratory analytical reports for a complete list of VOCs analyzed.

- 100** Concentration exceeds the NR 140 Wis. adm. code Preventive Action Limit.
- 100** Concentration exceeds the NR 140 Wis. adm. code Enforcement Standard.
- ^ ICV,CCV,ICB,CCB, ISA, ISB, CRI, CRA, DLCK or MRL standard: Instrument related QC exceeds the control limits.
- < Not detected.
- \* LCS or LCSD exceeds the control limits
- Not established/Not measured.
- B Compound was found in the blank and the sample.
- J Result is between the method detection limit and the limit of quantitation.
- mg/L Milligrams per liter.
- µg/L Micrograms per liter.
- µS/cm MicroSiemens per centimeter.
- NA Not analyzed.
- VOCs Volatile organic compounds.

**Table 1. Discharge Monitoring Analytical Results, WPDES Permit No. WI0046566-6, Madison-Kipp Corporation, 201 Waubesa Street, Madison, Wisconsin.**

Monitoring Well	MW-3D2 (Dup)	MW-3D3				MW-3S					
	Dup										
Sample Depth	Dup										
Sample Date	11/30/12	11/27/12	12/19/12	12/31/12	01/03/13	11/30/12	12/17/12	12/18/12	12/19/12	12/28/12	01/03/13
<b>VOCs (µg/L)</b>											
1,1-Dichloroethene	<1.6	<0.31	NA	NA	NA	<1.6	NA	NA	NA	NA	NA
Benzene	<0.37	<0.074	NA	NA	NA	<b>1.5 J</b>	NA	NA	NA	NA	NA
Carbon tetrachloride	<1.3	<0.26	NA	NA	NA	<1.3	NA	NA	NA	NA	NA
Chloroform	<1	<0.2	NA	NA	NA	<b>5</b>	NA	NA	NA	NA	NA
cis-1,2-Dichloroethene	<b>400</b>	6.8	NA	NA	NA	<b>98</b>	NA	NA	NA	NA	NA
Ethylbenzene	<0.65	<0.13	NA	NA	NA	<0.65	NA	NA	NA	NA	NA
Tetrachloroethene	<b>2,800</b>	<b>1.7</b>	NA	NA	NA	<b>2,400</b>	NA	NA	NA	NA	NA
Toluene	<0.55	<0.11	NA	NA	NA	<0.55	NA	NA	NA	NA	NA
trans-1,2-Dichloroethene	5.6	<0.25	NA	NA	NA	6	NA	NA	NA	NA	NA
Trichloroethene	<b>180</b>	<b>1.1</b>	NA	NA	NA	<b>160</b>	NA	NA	NA	NA	NA
Vinyl chloride	<0.5	<0.1	NA	NA	NA	<0.5	NA	NA	NA	NA	NA
Xylenes, Total	<0.34	<0.068	NA	NA	NA	<0.34	NA	NA	NA	NA	NA
<b>Dissolved Metals (µg/L)</b>											
Arsenic	0.22 J	0.91 J	NA	NA	NA	0.45 J	<3.7	NA	NA	NA	NA
Barium	44	85	NA	NA	NA	88	69	NA	NA	NA	NA
Cadmium	0.10 J	<0.1	NA	NA	NA	<0.1	<2.6	NA	NA	NA	NA
Chromium	4.4 J	<0.64	NA	NA	NA	<0.64	270	NA	NA	NA	NA
Iron	<37	4,200	NA	NA	NA	<37	<920	NA	NA	NA	NA
Lead	<0.16	<0.16	NA	NA	NA	<0.16	<0.78	NA	NA	NA	NA
Manganese	1.6 J	820	NA	NA	NA	26	800,000	NA	NA	NA	NA
Mercury	0.074 J	0.17 J ^ B	NA	NA	NA	0.072 J	13	NA	NA	NA	NA
Selenium	<0.25	<0.25	NA	NA	NA	0.74 J	23 J	NA	NA	NA	NA
Silver	<0.069	<0.069	NA	NA	NA	<0.069	7.1 J	NA	NA	NA	NA
<b>Total Metals (µg/L)</b>											
Arsenic	0.24 J	0.93 J	NA	NA	NA	0.49 J	NA	NA	NA	NA	NA
Chromium	4.1 J	0.83 J	NA	NA	NA	<0.64	NA	NA	NA	NA	NA
Iron	<37	<b>4,400</b>	NA	NA	NA	37 J	NA	NA	NA	NA	NA
Manganese	1.4 J	<b>870</b>	NA	NA	NA	34	NA	NA	NA	NA	NA

Footnotes on Page 6.



**Table 1. Discharge Monitoring Analytical Results, WPDES Permit No. WI0046566-6, Madison-Kipp Corporation, 201 Waubesa Street, Madison, Wisconsin.**

Monitoring Well	MW-3D2 (Dup)	MW-3D3				MW-3S					
Sample Depth	Dup										
Sample Date	11/30/12	11/27/12	12/19/12	12/31/12	01/03/13	11/30/12	12/17/12	12/18/12	12/19/12	12/28/12	01/03/13
<b>Miscellaneous (mg/L)</b>											
Bromide	<0.77	<0.077	<0.077	<0.077	<0.077	<3.9	NA	<15	<0.77	<0.77	0.39 J
Chloride	100	2.5	2.7	3	3.7	730	NA	420	3,600	1,400	1,700
Total Organic Carbon	2.8	3.7	NA	NA	NA	2.4	12	NA	NA	NA	NA
Total Dissolved Solids	730	410	350	360	320	2,500	NA	12,000	7,100	3,400	3,800
Deuterated Water (per mil)	NA	-59.6	-58.6	-58.8	-58.1	-60.4	-46.1	NA	-67.0	-52.9	-54.9
<b>Field Parameters</b>											
Conductivity (µS/cm)	--	--	--	--	--	--	6,655	33,680	15,916	11,737	12,404
pH	--	--	7.01	5.21	7.53	--	6.65	6.80	6.66	6.82	4.46

Only VOCs detected in one or more water samples are listed on the table. Refer to laboratory analytical reports for a complete list of VOCs analyzed.

100	Concentration exceeds the NR 140 Wis. adm. code Preventive Action Limit.
100	Concentration exceeds the NR 140 Wis. adm. code Enforcement Standard.
^	ICV,CCV,ICB,CCB, ISA, ISB, CRI, CRA, DLCK or MRL standard: Instrument related QC exceeds the control limits.
<	Not detected.
*	LCS or LCSD exceeds the control limits
--	Not established/Not measured.
B	Compound was found in the blank and the sample.
J	Result is between the method detection limit and the limit of quantitation.
mg/L	Milligrams per liter.
µg/L	Micrograms per liter.
µS/cm	MicroSiemens per centimeter.
NA	Not analyzed.
VOCs	Volatile organic compounds.

**Table 1. Discharge Monitoring Analytical Results, WPDES Permit No. WI0046566-6, Madison-Kipp Corporation, 201 Waubesa Street, Madison, Wisconsin.**

Monitoring Well	MW-5D	MW-5D2	MW-5D3	MW-5S	MW-18S					
Sample Depth										
Sample Date	11/28/12	11/30/12	11/28/12	11/28/12	11/28/12	12/17/12	12/18/12	12/19/12	12/28/12	01/03/13
<b>VOCs (µg/L)</b>										
1,1-Dichloroethene	<1.6	NA	<0.31	<0.31	<1.6	NA	NA	NA	NA	NA
Benzene	<b>1.1 J</b>	NA	<0.074	<0.074	<b>3.2</b>	NA	NA	NA	NA	NA
Carbon tetrachloride	<1.3	NA	<0.26	<b>1.1</b>	<1.3	NA	NA	NA	NA	NA
Chloroform	<1	NA	<0.2	<b>0.79 J</b>	<b>7.2</b>	NA	NA	NA	NA	NA
cis-1,2-Dichloroethene	<b>93</b>	NA	3.1	4.2	<b>150</b>	NA	NA	NA	NA	NA
Ethylbenzene	<0.65	NA	<0.13	<0.13	<0.65	NA	NA	NA	NA	NA
Tetrachloroethene	<b>2,000</b>	NA	<b>19</b>	<b>240</b>	<b>3,300</b>	NA	NA	NA	NA	NA
Toluene	<0.55	NA	<0.11	<0.11	1.1 J	NA	NA	NA	NA	NA
trans-1,2-Dichloroethene	3.9 J	NA	<0.25	<0.25	7.4	NA	NA	NA	NA	NA
Trichloroethene	<b>190</b>	NA	<b>2.6</b>	<b>4.7</b>	<b>230</b>	NA	NA	NA	NA	NA
Vinyl chloride	<0.5	NA	<0.1	<0.1	<0.5	NA	NA	NA	NA	NA
Xylenes, Total	<0.34	NA	<0.068	<0.068	<0.34	NA	NA	NA	NA	NA
<b>Dissolved Metals (µg/L)</b>										
Arsenic	<0.15	0.15 J	0.30 J	0.24 J	0.46 J	0.40 J	NA	NA	NA	NA
Barium	24	18	70	96	200	240	NA	NA	NA	NA
Cadmium	<0.1	<0.1	<0.1	<0.1	<0.1	0.13 J	NA	NA	NA	NA
Chromium	22	8.8	1.1 J	3.8 J	<0.64	<0.64	NA	NA	NA	NA
Iron	<37	<37	850	<37	<37	<37	NA	NA	NA	NA
Lead	<0.16	<0.16	<0.16	<0.16	<0.16	<0.16	NA	NA	NA	NA
Manganese	10	14	430	8.8	1,600	620	NA	NA	NA	NA
Mercury	0.22 ^ B	0.072 J	0.17 J ^ B	0.17 J ^ B	<0.071 ^	<0.071	NA	NA	NA	NA
Selenium	<0.25	1.5 J	<0.25	<0.25	0.43 J	0.58 J	NA	NA	NA	NA
Silver	<0.069	<0.069	<0.069	<0.069	<0.069	<0.069	NA	NA	NA	NA
<b>Total Metals (µg/L)</b>										
Arsenic	0.15 J	0.25 J	0.61 J	0.36 J	0.58 J	NA	NA	NA	NA	NA
Chromium	33	8.6	1.3 J	4.3 J	<0.64	NA	NA	NA	NA	NA
Iron	220	120	<b>840</b>	310	<b>410</b>	NA	NA	NA	NA	NA
Manganese	20	18	<b>400</b>	48	<b>1,600</b>	NA	NA	NA	NA	NA

Footnotes on Page 8.

**Table 1. Discharge Monitoring Analytical Results, WPDES Permit No. WI0046566-6, Madison-Kipp Corporation, 201 Waubesa Street, Madison, Wisconsin.**

Monitoring Well	MW-5D	MW-5D2	MW-5D3	MW-5S	MW-18S					
Sample Depth										
Sample Date	11/28/12	11/30/12	11/28/12	11/28/12	11/28/12	12/17/12	12/18/12	12/19/12	12/28/12	01/03/13
<b>Miscellaneous (mg/L)</b>										
Bromide	<0.77	<0.077	<0.077	<0.77	13	NA	0.69	0.51	0.63	0.53
Chloride	130	46	4.4	350	1,200	NA	570	2,700	2,600	2,000
Total Organic Carbon	2.7	1.4	2.8	1.7	2.4	4.2	NA	NA	NA	NA
Total Dissolved Solids	980	720	360	960	3,300	NA	1,700	4,800	4,300	3,900
Deuterated Water (per mil)	-55.0	-57.1	-57.5	-54.6	-53.2	-55.3	NA	-69.8	-67.8	-65.1
<b>Field Parameters</b>										
Conductivity (µS/cm)	--	--	--	--	--	2,403	2,153	6,467	5,689	5,478
pH	--	--	--	--	--	6.89	6.82	6.71	6.83	6.91

Only VOCs detected in one or more water samples are listed on the table. Refer to laboratory analytical reports for a complete list of VOCs analyzed.

- 100** Concentration exceeds the NR 140 Wis. adm. code Preventive Action Limit.
- 100** Concentration exceeds the NR 140 Wis. adm. code Enforcement Standard.
- ^ ICV,CCV,ICB,CCB, ISA, ISB, CRI, CRA, DLCK or MRL standard: Instrument related QC exceeds the control limits.
- < Not detected.
- \* LCS or LCSD exceeds the control limits
- Not established/Not measured.
- B Compound was found in the blank and the sample.
- J Result is between the method detection limit and the limit of quantitation.
- mg/L Milligrams per liter.
- µg/L Micrograms per liter.
- µS/cm MicroSiemens per centimeter.
- NA Not analyzed.
- VOCs Volatile organic compounds.

**Table 1. Discharge Monitoring Analytical Results, WPDES Permit No. WI0046566-6, Madison-Kipp Corporation, 201 Waubesa Street, Madison, Wisconsin.**

Monitoring Well	MW-19D											
Sample Depth												
Sample Date	11/29/12	12/11/12	12/12/12	12/13/12	12/14/12	12/15/12	12/16/12	12/17/12	12/18/12	12/19/12	12/27/12	01/02/13
<b>VOCs (µg/L)</b>												
1,1-Dichloroethene	<1.6	NA	NA	NA	NA	NA	NA	NA	NA	NA	NA	NA
Benzene	<0.37	NA	NA	NA	NA	NA	NA	NA	NA	NA	NA	NA
Carbon tetrachloride	<1.3	NA	NA	NA	NA	NA	NA	NA	NA	NA	NA	NA
Chloroform	<1	NA	NA	NA	NA	NA	NA	NA	NA	NA	NA	NA
cis-1,2-Dichloroethene	<b>530</b>	NA	NA	NA	NA	NA	NA	NA	NA	NA	NA	NA
Ethylbenzene	<0.65	NA	NA	NA	NA	NA	NA	NA	NA	NA	NA	NA
Tetrachloroethene	<b>2,400</b>	NA	NA	NA	NA	NA	NA	NA	NA	NA	NA	NA
Toluene	<0.55	NA	NA	NA	NA	NA	NA	NA	NA	NA	NA	NA
trans-1,2-Dichloroethene	7.2	NA	NA	NA	NA	NA	NA	NA	NA	NA	NA	NA
Trichloroethene	<b>230</b>	NA	NA	NA	NA	NA	NA	NA	NA	NA	NA	NA
Vinyl chloride	<b>9.1</b>	NA	NA	NA	NA	NA	NA	NA	NA	NA	NA	NA
Xylenes, Total	<0.34	NA	NA	NA	NA	NA	NA	NA	NA	NA	NA	NA
<b>Dissolved Metals (µg/L)</b>												
Arsenic	0.17 J	NA	NA	<1.5	NA	NA	NA	NA	NA	NA	NA	NA
Barium	63	NA	NA	31 B	NA	NA	NA	NA	NA	NA	NA	NA
Cadmium	<0.1	NA	NA	<1	NA	NA	NA	NA	NA	NA	NA	NA
Chromium	<0.64	NA	NA	31 J	NA	NA	NA	NA	NA	NA	NA	NA
Iron	<37	NA	NA	<370	NA	NA	NA	NA	NA	NA	NA	NA
Lead	<0.16	NA	NA	<1.6	NA	NA	NA	NA	NA	NA	NA	NA
Manganese	26	NA	NA	63,000 B	NA	NA	NA	NA	NA	NA	NA	NA
Mercury	<0.071	NA	NA	1.4	NA	NA	NA	NA	NA	NA	NA	NA
Selenium	0.48 J	NA	NA	<2.5	NA	NA	NA	NA	NA	NA	NA	NA
Silver	<0.069	NA	NA	<0.69	NA	NA	NA	NA	NA	NA	NA	NA
<b>Total Metals (µg/L)</b>												
Arsenic	0.17 J	NA	NA	NA	NA	NA	NA	NA	NA	NA	NA	NA
Chromium	<0.64	NA	NA	NA	NA	NA	NA	NA	NA	NA	NA	NA
Iron	<37	NA	NA	NA	NA	NA	NA	NA	NA	NA	NA	NA
Manganese	24	NA	NA	NA	NA	NA	NA	NA	NA	NA	NA	NA

Footnotes on Page 10.

**Table 1. Discharge Monitoring Analytical Results, WPDES Permit No. WI0046566-6, Madison-Kipp Corporation, 201 Waubesa Street, Madison, Wisconsin.**

Monitoring Well	MW-19D											
Sample Depth												
Sample Date	11/29/12	12/11/12	12/12/12	12/13/12	12/14/12	12/15/12	12/16/12	12/17/12	12/18/12	12/19/12	12/27/12	01/02/13
<b>Miscellaneous (mg/L)</b>												
Bromide	<0.77	<1.5	4.1 J	3.8 J	3.7 J	2.1 J	4.1 J	<1.5	<0.77	<0.77	0.38 J	0.33
Chloride	200	180	180	190	190	200	210	200	200	200	210	200
Total Organic Carbon	4.1	NA	NA	4.0 J	NA	NA	NA	NA	NA	NA	NA	NA
Total Dissolved Solids	910	1,100	1,400	1,300	1,300	1,200	1,100	1,100	1,000	1,100	1,000	990
Deuterated Water (per mil)	-62.2	NA	NA	NA	NA	NA	NA	-61.3	NA	-62.7	-62.4	-62.7
<b>Field Parameters</b>												
Conductivity (µS/cm)	--	2,550	9,288	6,008	3,344	2,025	1,466	1,368	1,402	1,376	1,308	1,335
pH	--	--	--	--	6.91	6.96	7.04	6.98	6.61	6.95	6.13	5.24

Only VOCs detected in one or more water samples are listed on the table. Refer to laboratory analytical reports for a complete list of VOCs analyzed.

- 100** Concentration exceeds the NR 140 Wis. adm. code Preventive Action Limit.
- 100** Concentration exceeds the NR 140 Wis. adm. code Enforcement Standard.
- ^ ICV,CCV,ICB,CCB, ISA, ISB, CRI, CRA, DLCK or MRL standard: Instrument related QC exceeds the control limits.
- < Not detected.
- \* LCS or LCSD exceeds the control limits
- Not established/Not measured.
- B Compound was found in the blank and the sample.
- J Result is between the method detection limit and the limit of quantitation.
- mg/L Milligrams per liter.
- µg/L Micrograms per liter.
- µS/cm MicroSiemens per centimeter.
- NA Not analyzed.
- VOCs Volatile organic compounds.

**Table 1. Discharge Monitoring Analytical Results, WPDES Permit No. WI0046566-6, Madison-Kipp Corporation, 201 Waubesa Street, Madison, Wisconsin.**

Monitoring Well	MW-19D2							MW-20D					
	Sample Depth	11/29/12	12/16/12	12/17/12	12/18/12	12/19/12	12/27/12	01/02/13	11/29/12	12/11/12	12/12/12	12/13/12	12/14/12
<b>VOCs (µg/L)</b>													
1,1-Dichloroethene	<0.62	NA	NA	NA	NA	NA	NA	NA	<1.6	NA	NA	NA	NA
Benzene	<0.15	NA	NA	NA	NA	NA	NA	NA	<0.37	NA	NA	NA	NA
Carbon tetrachloride	<0.52	NA	NA	NA	NA	NA	NA	NA	<1.3	NA	NA	NA	NA
Chloroform	<0.4	NA	NA	NA	NA	NA	NA	NA	<1	NA	NA	NA	NA
cis-1,2-Dichloroethene	<b>250</b>	NA	NA	NA	NA	NA	NA	NA	<b>370</b>	NA	NA	NA	NA
Ethylbenzene	<0.26	NA	NA	NA	NA	NA	NA	NA	<0.65	NA	NA	NA	NA
Tetrachloroethene	<b>680</b>	NA	NA	NA	NA	NA	NA	NA	<b>1,600</b>	NA	NA	NA	NA
Toluene	<0.22	NA	NA	NA	NA	NA	NA	NA	<0.55	NA	NA	NA	NA
trans-1,2-Dichloroethene	3.4	NA	NA	NA	NA	NA	NA	NA	5	NA	NA	NA	NA
Trichloroethene	<b>110</b>	NA	NA	NA	NA	NA	NA	NA	<b>170</b>	NA	NA	NA	NA
Vinyl chloride	<b>0.93 J</b>	NA	NA	NA	NA	NA	NA	NA	<b>3.2</b>	NA	NA	NA	NA
Xylenes, Total	<0.14	NA	NA	NA	NA	NA	NA	NA	<0.34	NA	NA	NA	NA
<b>Dissolved Metals (µg/L)</b>													
Arsenic	0.27 J	NA	0.22 J	NA	NA	NA	NA	NA	0.18 J	NA	NA	<1.5	NA
Barium	130	NA	140	NA	NA	NA	NA	NA	59	NA	NA	45 B	NA
Cadmium	<0.1	NA	0.11 J	NA	NA	NA	NA	NA	<0.1	NA	NA	<1	NA
Chromium	1.1 J	NA	<0.64	NA	NA	NA	NA	NA	<0.64	NA	NA	80	NA
Iron	<37	NA	<37	NA	NA	NA	NA	NA	<37	NA	NA	<370	NA
Lead	0.42 J	NA	<0.16	NA	NA	NA	NA	NA	<0.16	NA	NA	<1.6	NA
Manganese	290	NA	480	NA	NA	NA	NA	NA	25	NA	NA	81,000 B	NA
Mercury	0.12 J	NA	<0.071	NA	NA	NA	NA	NA	<0.071	NA	NA	1.2	NA
Selenium	0.75 J	NA	0.69 J	NA	NA	NA	NA	NA	0.71 J	NA	NA	<2.5	NA
Silver	<0.069	NA	<0.069	NA	NA	NA	NA	NA	<0.069	NA	NA	<0.69	NA
<b>Total Metals (µg/L)</b>													
Arsenic	0.25 J	NA	NA	NA	NA	NA	NA	NA	0.26 J	NA	NA	NA	NA
Chromium	1.4 J	NA	NA	NA	NA	NA	NA	NA	<0.64	NA	NA	NA	NA
Iron	50 JB	NA	NA	NA	NA	NA	NA	NA	<37	NA	NA	NA	NA
Manganese	<b>330</b>	NA	NA	NA	NA	NA	NA	NA	27	NA	NA	NA	NA

Footnotes on Page 12.

**Table 1. Discharge Monitoring Analytical Results, WPDES Permit No. WI0046566-6, Madison-Kipp Corporation, 201 Waubesa Street, Madison, Wisconsin.**

Monitoring Well	MW-19D2							MW-20D						
	Sample Depth	Sample Date	11/29/12	12/16/12	12/17/12	12/18/12	12/19/12	12/27/12	01/02/13	11/29/12	12/11/12	12/12/12	12/13/12	12/14/12
<b>Miscellaneous (mg/L)</b>														
Bromide		<0.77	0.22 J	0.24 J	0.23 J	0.23 J	0.22 J	0.23 J		<0.77	<1.5	93 J	150	74
Chloride		300	290	300	320	320	270	270		170	150	170	180	170
Total Organic Carbon		4.6	NA	4.3	NA	NA	NA	NA		3.6	NA	NA	3.7 J	NA
Total Dissolved Solids		1,500	1,600	1,600	1,500	1,500	1,500	1,500		920	990	5,000	16,000	10,000
Deuterated Water (per mil)		-61.6	NA	-60.2	NA	-60.9	-60.7	-60.9		-61.3	NA	NA	NA	NA
<b>Field Parameters</b>														
Conductivity (µS/cm)		--	1,716	1,709	1,691	1,687	1,672	1,735		--	1,558	9,006	10,630	6,810
pH		--	6.86	6.74	6.84	6.79	6.80	7.02		--	--	--	--	6.89

Only VOCs detected in one or more water samples are listed on the table. Refer to laboratory analytical reports for a complete list of VOCs analyzed.

- 100** Concentration exceeds the NR 140 Wis. adm. code Preventive Action Limit.
- 100** Concentration exceeds the NR 140 Wis. adm. code Enforcement Standard.
- ^ ICV,CCV,ICB,CCB, ISA, ISB, CRI, CRA, DLCK or MRL standard: Instrument related QC exceeds the control limits.
- < Not detected.
- \* LCS or LCSD exceeds the control limits
- Not established/Not measured.
- B Compound was found in the blank and the sample.
- J Result is between the method detection limit and the limit of quantitation.
- mg/L Milligrams per liter.
- µg/L Micrograms per liter.
- µS/cm MicroSiemens per centimeter.
- NA Not analyzed.
- VOCs Volatile organic compounds.

**Table 1. Discharge Monitoring Analytical Results, WPDES Permit No. WI0046566-6, Madison-Kipp Corporation, 201 Waubesa Street, Madison, Wisconsin.**

Monitoring Well	MW-20D (continued)							MW-20D2					
	Sample Depth	12/15/12	12/16/12	12/17/12	12/18/12	12/19/12	12/27/12	01/02/13	11/29/12	12/13/12	12/14/12	12/15/12	12/16/12
<b>VOCs (µg/L)</b>													
1,1-Dichloroethene	NA	NA	NA	NA	NA	NA	NA	NA	<0.62	NA	NA	NA	NA
Benzene	NA	NA	NA	NA	NA	NA	NA	NA	<0.15	NA	NA	NA	NA
Carbon tetrachloride	NA	NA	NA	NA	NA	NA	NA	NA	<0.52	NA	NA	NA	NA
Chloroform	NA	NA	NA	NA	NA	NA	NA	NA	<0.4	NA	NA	NA	NA
cis-1,2-Dichloroethene	NA	NA	NA	NA	NA	NA	NA	NA	330	NA	NA	NA	NA
Ethylbenzene	NA	NA	NA	NA	NA	NA	NA	NA	<0.26	NA	NA	NA	NA
Tetrachloroethene	NA	NA	NA	NA	NA	NA	NA	NA	1,300	NA	NA	NA	NA
Toluene	NA	NA	NA	NA	NA	NA	NA	NA	<0.22	NA	NA	NA	NA
trans-1,2-Dichloroethene	NA	NA	NA	NA	NA	NA	NA	NA	4.3	NA	NA	NA	NA
Trichloroethene	NA	NA	NA	NA	NA	NA	NA	NA	150	NA	NA	NA	NA
Vinyl chloride	NA	NA	NA	NA	NA	NA	NA	NA	1.7	NA	NA	NA	NA
Xylenes, Total	NA	NA	NA	NA	NA	NA	NA	NA	<0.14	NA	NA	NA	NA
<b>Dissolved Metals (µg/L)</b>													
Arsenic	NA	NA	NA	NA	NA	NA	NA	NA	0.27 J	NA	NA	NA	NA
Barium	NA	NA	NA	NA	NA	NA	NA	NA	170	NA	NA	NA	NA
Cadmium	NA	NA	NA	NA	NA	NA	NA	NA	<0.1	NA	NA	NA	NA
Chromium	NA	NA	NA	NA	NA	NA	NA	NA	<0.64	NA	NA	NA	NA
Iron	NA	NA	NA	NA	NA	NA	NA	NA	<37	NA	NA	NA	NA
Lead	NA	NA	NA	NA	NA	NA	NA	NA	<0.16	NA	NA	NA	NA
Manganese	NA	NA	NA	NA	NA	NA	NA	NA	16	NA	NA	NA	NA
Mercury	NA	NA	NA	NA	NA	NA	NA	NA	0.10 J	NA	NA	NA	NA
Selenium	NA	NA	NA	NA	NA	NA	NA	NA	1.2 J	NA	NA	NA	NA
Silver	NA	NA	NA	NA	NA	NA	NA	NA	<0.069	NA	NA	NA	NA
<b>Total Metals (µg/L)</b>													
Arsenic	NA	NA	NA	NA	NA	NA	NA	NA	0.26 J	NA	NA	NA	NA
Chromium	NA	NA	NA	NA	NA	NA	NA	NA	<0.64	NA	NA	NA	NA
Iron	NA	NA	NA	NA	NA	NA	NA	NA	<37	NA	NA	NA	NA
Manganese	NA	NA	NA	NA	NA	NA	NA	NA	50	NA	NA	NA	NA

Footnotes on Page 14.



**Table 1. Discharge Monitoring Analytical Results, WPDES Permit No. WI0046566-6, Madison-Kipp Corporation, 201 Waubesa Street, Madison, Wisconsin.**

Monitoring Well	MW-20D (continued)							MW-20D2					
	Sample Depth	12/15/12	12/16/12	12/17/12	12/18/12	12/19/12	12/27/12	01/02/13	11/29/12	12/13/12	12/14/12	12/15/12	12/16/12
<b>Miscellaneous (mg/L)</b>													
Bromide	33 J	13 J	20 J	11 J	8.8	3.2 J	4.5 J	<0.77	3.2 J	11 J	13	<39	
Chloride	170	170	170	180	180	110	170	190	280	250	230	910	
Total Organic Carbon	NA	NA	NA	NA	NA	NA	NA	3.8	NA	NA	NA	NA	
Total Dissolved Solids	4,800	2,500	3,100	2,200	1,900	940	1,300	1,000	1,500	2,400	3,000	25,000	
Deuterated Water (per mil)	NA	NA	-60.6	NA	-61.2	-59.3	-61.1	-60.8	NA	NA	NA	NA	
<b>Field Parameters</b>													
Conductivity (µS/cm)	4,049	2,687	2,687	2,500	2,372	1,564	--	--	2,301	5,030	8,410	26,373	
pH	6.95	6.80	6.97	6.97	6.91	6.71	4.83	--	--	6.84	6.94	6.93	

Only VOCs detected in one or more water samples are listed on the table. Refer to laboratory analytical reports for a complete list of VOCs analyzed.

- 100** Concentration exceeds the NR 140 Wis. adm. code Preventive Action Limit.
- 100** Concentration exceeds the NR 140 Wis. adm. code Enforcement Standard.
- ^ ICV,CCV,ICB,CCB, ISA, ISB, CRI, CRA, DLCK or MRL standard: Instrument related QC exceeds the control limits.
- < Not detected.
- \* LCS or LCSD exceeds the control limits
- Not established/Not measured.
- B Compound was found in the blank and the sample.
- J Result is between the method detection limit and the limit of quantitation.
- mg/L Milligrams per liter.
- µg/L Micrograms per liter.
- µS/cm MicroSiemens per centimeter.
- NA Not analyzed.
- VOCs Volatile organic compounds.

**Table 1. Discharge Monitoring Analytical Results, WPDES Permit No. WI0046566-6, Madison-Kipp Corporation, 201 Waubesa Street, Madison, Wisconsin.**

Monitoring Well	MW-20D2 (continued)					MW-21D							
	Sample Depth	12/17/12	12/18/12	12/19/12	12/27/12	01/02/13	11/28/12	12/12/12	12/13/12	12/14/12	12/15/12	12/16/12	12/17/12
<b>VOCs (µg/L)</b>													
1,1-Dichloroethene	NA	NA	NA	NA	NA	<0.62	NA	NA	NA	NA	NA	NA	NA
Benzene	NA	NA	NA	NA	NA	<0.15	NA	NA	NA	NA	NA	NA	NA
Carbon tetrachloride	NA	NA	NA	NA	NA	<0.52	NA	NA	NA	NA	NA	NA	NA
Chloroform	NA	NA	NA	NA	NA	<0.4	NA	NA	NA	NA	NA	NA	NA
cis-1,2-Dichloroethene	NA	NA	NA	NA	NA	380	NA	NA	NA	NA	NA	NA	NA
Ethylbenzene	NA	NA	NA	NA	NA	<0.26	NA	NA	NA	NA	NA	NA	NA
Tetrachloroethene	NA	NA	NA	NA	NA	1,200	NA	NA	NA	NA	NA	NA	NA
Toluene	NA	NA	NA	NA	NA	<0.22	NA	NA	NA	NA	NA	NA	NA
trans-1,2-Dichloroethene	NA	NA	NA	NA	NA	5.1	NA	NA	NA	NA	NA	NA	NA
Trichloroethene	NA	NA	NA	NA	NA	180	NA	NA	NA	NA	NA	NA	NA
Vinyl chloride	NA	NA	NA	NA	NA	1.4	NA	NA	NA	NA	NA	NA	NA
Xylenes, Total	NA	NA	NA	NA	NA	<0.14	NA	NA	NA	NA	NA	NA	NA
<b>Dissolved Metals (µg/L)</b>													
Arsenic	<0.74	NA	NA	NA	NA	0.19 J	NA	<1.5	NA	NA	NA	NA	NA
Barium	84	NA	NA	NA	NA	75	NA	29 B	NA	NA	NA	NA	NA
Cadmium	<0.52	NA	NA	NA	NA	<0.1	NA	<1	NA	NA	NA	NA	NA
Chromium	50	NA	NA	NA	NA	<0.64	NA	41 J	NA	NA	NA	NA	NA
Iron	<180	NA	NA	NA	NA	<37	NA	<370	NA	NA	NA	NA	NA
Lead	<0.78	NA	NA	NA	NA	<0.16	NA	<1.6	NA	NA	NA	NA	NA
Manganese	110,000	NA	NA	NA	NA	75	NA	220,000 B	NA	NA	NA	NA	NA
Mercury	0.9	NA	NA	NA	NA	0.16 J ^ B	NA	0.66	NA	NA	NA	NA	NA
Selenium	5.2 J	NA	NA	NA	NA	<0.25	NA	<2.5	NA	NA	NA	NA	NA
Silver	<0.34	NA	NA	NA	NA	0.12 J	NA	<0.69	NA	NA	NA	NA	NA
<b>Total Metals (µg/L)</b>													
Arsenic	NA	NA	NA	NA	NA	0.20 J	NA	NA	NA	NA	NA	NA	NA
Chromium	NA	NA	NA	NA	NA	<0.64	NA	NA	NA	NA	NA	NA	NA
Iron	NA	NA	NA	NA	NA	<37	NA	NA	NA	NA	NA	NA	NA
Manganese	NA	NA	NA	NA	NA	74	NA	NA	NA	NA	NA	NA	NA

Footnotes on Page 16.

**Table 1. Discharge Monitoring Analytical Results, WPDES Permit No. WI0046566-6, Madison-Kipp Corporation, 201 Waubesa Street, Madison, Wisconsin.**

Monitoring Well	MW-20D2 (continued)					MW-21D						
	12/17/12	12/18/12	12/19/12	12/27/12	01/02/13	11/28/12	12/12/12	12/13/12	12/14/12	12/15/12	12/16/12	12/17/12
<b>Miscellaneous (mg/L)</b>												
Bromide	<39	<39	<39	<39	<39	<0.77	0.12 J	77	17	22 J	29 J	14
Chloride	480	1,300	1,200	740	580	260	110	190	200	190	210	220
Total Organic Carbon	2.5 J	NA	NA	NA	NA	3.8	NA	3.4 J	NA	NA	NA	NA
Total Dissolved Solids	12,000	42,000	34,000	19,000	12,000	1,400	1,000	8,900	3,000	3,800	3,700	2,700
Deuterated Water (per mil)	-59.2	NA	-59.6	-60.3	-60.8	-59.3	NA	NA	NA	NA	NA	-58.9
<b>Field Parameters</b>												
Conductivity (µS/cm)	26,145	28,755	24,752	11,338	9,319	--	1,235	3,568	1,832	4,111	2,080	2,080
pH	6.78	7.04	6.89	6.78	7.29	--	--	--	6.89	6.97	6.90	6.89

Only VOCs detected in one or more water samples are listed on the table. Refer to laboratory analytical reports for a complete list of VOCs analyzed.

- 100** Concentration exceeds the NR 140 Wis. adm. code Preventive Action Limit.
- 100** Concentration exceeds the NR 140 Wis. adm. code Enforcement Standard.
- ^ ICV,CCV,ICB,CCB, ISA, ISB, CRI, CRA, DLCK or MRL standard: Instrument related QC exceeds the control limits.
- < Not detected.
- \* LCS or LCSD exceeds the control limits
- Not established/Not measured.
- B Compound was found in the blank and the sample.
- J Result is between the method detection limit and the limit of quantitation.
- mg/L Milligrams per liter.
- µg/L Micrograms per liter.
- µS/cm MicroSiemens per centimeter.
- NA Not analyzed.
- VOCs Volatile organic compounds.

**Table 1. Discharge Monitoring Analytical Results, WPDES Permit No. WI0046566-6, Madison-Kipp Corporation, 201 Waubesa Street, Madison, Wisconsin.**

Monitoring Well	MW-21D (continued)				MW-21D2						
	12/18/12	12/19/12	12/27/12	01/02/13	11/28/12	12/16/12	12/17/12	12/18/12	12/19/12	12/27/12	01/02/13
<b>VOCs (µg/L)</b>											
1,1-Dichloroethene	NA	NA	NA	NA	<1.6	NA	NA	NA	NA	NA	NA
Benzene	NA	NA	NA	NA	<0.37	NA	NA	NA	NA	NA	NA
Carbon tetrachloride	NA	NA	NA	NA	<1.3	NA	NA	NA	NA	NA	NA
Chloroform	NA	NA	NA	NA	<1	NA	NA	NA	NA	NA	NA
cis-1,2-Dichloroethene	NA	NA	NA	NA	300	NA	NA	NA	NA	NA	NA
Ethylbenzene	NA	NA	NA	NA	<0.65	NA	NA	NA	NA	NA	NA
Tetrachloroethene	NA	NA	NA	NA	2,600	NA	NA	NA	NA	NA	NA
Toluene	NA	NA	NA	NA	<0.55	NA	NA	NA	NA	NA	NA
trans-1,2-Dichloroethene	NA	NA	NA	NA	2.7 J	NA	NA	NA	NA	NA	NA
Trichloroethene	NA	NA	NA	NA	160	NA	NA	NA	NA	NA	NA
Vinyl chloride	NA	NA	NA	NA	<0.5	NA	NA	NA	NA	NA	NA
Xylenes, Total	NA	NA	NA	NA	<0.34	NA	NA	NA	NA	NA	NA
<b>Dissolved Metals (µg/L)</b>											
Arsenic	NA	NA	NA	NA	0.22 J	NA	0.17 J	NA	NA	NA	NA
Barium	NA	NA	NA	NA	100	NA	38	NA	NA	NA	NA
Cadmium	NA	NA	NA	NA	<0.1	NA	<0.1	NA	NA	NA	NA
Chromium	NA	NA	NA	NA	5.6	NA	2.7 J	NA	NA	NA	NA
Iron	NA	NA	NA	NA	<37	NA	<37	NA	NA	NA	NA
Lead	NA	NA	NA	NA	<0.16	NA	<0.16	NA	NA	NA	NA
Manganese	NA	NA	NA	NA	410	NA	110	NA	NA	NA	NA
Mercury	NA	NA	NA	NA	0.18 J ^ B	NA	<0.071	NA	NA	NA	NA
Selenium	NA	NA	NA	NA	0.37 J	NA	0.34 J	NA	NA	NA	NA
Silver	NA	NA	NA	NA	<0.069	NA	<0.069	NA	NA	NA	NA
<b>Total Metals (µg/L)</b>											
Arsenic	NA	NA	NA	NA	0.29 J	NA	NA	NA	NA	NA	NA
Chromium	NA	NA	NA	NA	6.5	NA	NA	NA	NA	NA	NA
Iron	NA	NA	NA	NA	460	NA	NA	NA	NA	NA	NA
Manganese	NA	NA	NA	NA	450	NA	NA	NA	NA	NA	NA

Footnotes on Page 18.

**Table 1. Discharge Monitoring Analytical Results, WPDES Permit No. WI0046566-6, Madison-Kipp Corporation, 201 Waubesa Street, Madison, Wisconsin.**

Monitoring Well	MW-21D (continued)				MW-21D2						
	12/18/12	12/19/12	12/27/12	01/02/13	11/28/12	12/16/12	12/17/12	12/18/12	12/19/12	12/27/12	01/02/13
<b>Miscellaneous (mg/L)</b>											
Bromide	8.2 J	5.4	1.6 J	0.96 J	<0.77	0.097 J	0.094 J	0.097 J	0.10 J	<0.39	<0.77
Chloride	230	230	220	250	150	100	110	98	100	100	130
Total Organic Carbon	NA	NA	NA	NA	3.4	NA	2.3	NA	NA	NA	NA
Total Dissolved Solids	2,000	1,700	1,300	1,300	1,100	950	930	910	920	1,000	1,100
Deuterated Water (per mil)	NA	-60.3	-60.3	-61.2	-55.9	NA	-53.8	NA	-55.4	-55.8	-55.5
<b>Field Parameters</b>											
Conductivity (µS/cm)	1,468	1,687	1,511	1,508	--	1,429	1,439	1,815	1,438	1,101	1,158
pH	6.91	6.85	5.36	4.79	--	6.96	7.10	7.05	6.90	6.49	4.62



Only VOCs detected in one or more water samples are listed on the table. Refer to laboratory analytical reports for a complete list of VOCs analyzed.

- 100** Concentration exceeds the NR 140 Wis. adm. code Preventive Action Limit.
- 100** Concentration exceeds the NR 140 Wis. adm. code Enforcement Standard.
- ^ ICV,CCV,ICB,CCB, ISA, ISB, CRI, CRA, DLCK or MRL standard: Instrument related QC exceeds the control limits.
- < Not detected.
- \* LCS or LCSD exceeds the control limits
- Not established/Not measured.
- B Compound was found in the blank and the sample.
- J Result is between the method detection limit and the limit of quantitation.
- mg/L Milligrams per liter.
- µg/L Micrograms per liter.
- µS/cm MicroSiemens per centimeter.
- NA Not analyzed.
- VOCs Volatile organic compounds.

**DISCHARGE MONITORING REPORT FORM - Groundwater from  
Remedial Action Operations**

**PERMITTEE: Madison Kipp Corporation  
ADDRESS: P.O. Box 8043, Madison WI 53708**

PERMIT NO. WI-0046566-6  
YEAR: 2012

Outfall# or Well#	001	MW-5S, MW-5D, MW-5D2, MD-5D3, MW-3S, MW-3D, MW-3D2, MW-3D3, MW-18S, MW-19D, MW-19D2, MW-20D, MW-20D2, MA-21D, MW-21D2, IW-1S, IW-2D, IW-2D2, MP-13 all intervals							
Sample Point Description	System Influent	Well	Well	Well	Well	Well	Well	Well	Well
Parameter Name	Sodium Permanganate	VOCs (attach sheet)	Total Metals (attach sheet)	Dissolved Metals (attach sheet)	Tracers (attach sheet)	Total Organic Carbon	Total Dissolved Solids	Conductivity	pH
Parameter Units	gal/day								
Sample Date: Baseline Sampling November 27-December 6, 2012	-	X	X	X	X	X	X	X	X
Sample Date:									
Sample Date:									
PAL	See Table 1 Attached								
ES	See Table 1 Attached								
Sample Frequency	Daily	See Manage. Plan	See Manage. Plan	See Manage. Plan	See Manage. Plan	See Manage. Plan	See Manage. Plan	Daily	Daily
Sample Type	Estimate gpd	Grab	Grab	Grab	Grab	Grab	Grab	Grab	Grab
Unless noted under parameter name, each daily value entered must be the highest value of all sample types analyzed for that day. WISCONSIN STATUTE 283.31				PLEASE ATTACH NOTES AND/OR ADDRESS-NAME CORRECTIONS ON A SEPARATE SHEET <b>RETURN REPORT NO LATER THAN: Monthly, 15 Days After Each Month</b>					
I CERTIFY UNDER PENALTY OF LAW THAT I HAVE PERSONALLY EXAMINED AND AM FAMILIAR WITH THE INFORMATION SUBMITTED IN THIS DOCUMENT AND ALL ATTACHMENTS AND THAT, BASED ON MY INQUIRY OF THOSE INDIVIDUALS IMMEDIATELY RESPONSIBLE FOR OBTAINING THE INFORMATION, I BELIEVE THAT THE INFORMATION IS TRUE, ACCURATE, AND COMPLETE. I AM AWARE THAT THERE ARE SIGNIFICANT PENALTIES FOR SUBMITTING FALSE INFORMATION, INCLUDING THE POSSIBILITY OF FINES AND IMPRISONMENT, (40 CFR 122.5). I ALSO CERTIFY THAT THE VALUES BEING SUBMITTED ARE THE ACTUAL VALUES FOUND IN THE SAMPLES; NO VALUES HAVE BEEN MODIFIED OR CHANGED IN ANY MANNER. WHEREVER I BELIEVE A VALUE BEING REPORTED IS INACCURATE, I HAVE ADDED AN EXPLANATION INDICATING THE REASONS WHY THE VALUE IS INACCURATE.				<b>SEND TO: David Mosher DEPARTMENT OF NATURAL RESOURCES 3911 Fish Hatchery Road Fitchburg, WI 53711-5397</b>					
				Signature of Owner or Authorized Agent 					
				Title 					
						Date 1/15/13			

**DISCHARGE MONITORING REPORT FORM - Groundwater from  
Remedial Action Operations**

**PERMITTEE: Madison Kipp Corporation  
ADDRESS: P.O. Box 8043, Madison WI 53708**

**PERMIT NO. WI-0046566-6  
YEAR: 2012-2013**

Outfall # or Well #	001	MW-3S, MW-3D, MW-3D2, MW-3D3, MW-18S, MW-19D, MW-19D2, MW-20D, MW-20D2, MW-21D, MW-21D2							
Sample Point Description	System Influent	Well	Well	Well	Well	Well	Well	Well	Well
Parameter Name (See attached for all)	Sodium Permanganate	VOCs	Total Metals	Dissolved Metals	Tracers	Total Organic Carbon	Total Dissolved Solids	Conductivity	pH
Parameter Units	gal/day								
Sample Date: 1S Injection 12/15/2012	1000				X		X	X	X
Sample Date: 1S Injection 12/16/2012	1000				X		X	X	X
Sample Date: 1S Injection 12/17/2012	350			X	X	X	X	X	X
Sample Date: Post Injection 12/18/2012	--				X		X	X	X
Sample Date: Post Injection 12/19/2012	--				X		X	X	X
Sample Date: Post Injection 12/28/2012	--				X		X	X	X
Sample Date: Post Injection 1/3/2013	--				X		X	X	X
<b>PAL</b>	See Table 1 Attached								
<b>ES</b>	See Table 1 Attached								
Sample Frequency	Daily	See Manage. Plan	See Manage. Plan	See Manage. Plan	See Manage. Plan	See Manage. Plan	See Manage. Plan	Daily	Daily
Sample Type	Estimate gpd	Grab	Grab	Grab	Grab	Grab	Grab	Grab	Grab

Unless noted under parameter name, each daily value entered must be the highest value of all sample types analyzed for that day.  
**WISCONSIN STATUTE 283.31**

**PLEASE ATTACH NOTES AND/OR ADDRESS-NAME CORRECTIONS ON A SEPARATE SHEET**

**RETURN REPORT NO LATER THAN: Monthly, 15 Days After Each Month**

I CERTIFY UNDER PENALTY OF LAW THAT I HAVE PERSONALLY EXAMINED AND AM FAMILIAR WITH THE INFORMATION SUBMITTED IN THIS DOCUMENT AND ALL ATTACHMENTS AND THAT, BASED ON MY INQUIRY OF THOSE INDIVIDUALS IMMEDIATELY RESPONSIBLE FOR OBTAINING THE INFORMATION, I BELIEVE THAT THE INFORMATION IS TRUE, ACCURATE, AND COMPLETE. I AM AWARE THAT THERE ARE SIGNIFICANT PENALTIES FOR SUBMITTING FALSE INFORMATION, INCLUDING THE POSSIBILITY OF FINES AND IMPRISONMENT, (40 CFR 122.5). I ALSO CERTIFY THAT THE VALUES BEING SUBMITTED ARE THE ACTUAL VALUES FOUND IN THE SAMPLES; NO VALUES HAVE BEEN MODIFIED OR CHANGED IN ANY MANNER. WHEREVER I BELIEVE A VALUE BEING REPORTED IS INACCURATE, I HAVE ADDED AN EXPLANATION INDICATING THE REASONS WHY THE VALUE IS INACCURATE.

**SEND TO:** David Mosher  
DEPARTMENT OF NATURAL RESOURCES  
3911 Fish Hatchery Road  
Fitchburg, WI 53711-5397

Signature of Owner or Authorized Agent

*[Handwritten Signature]* 1/15/13

Title



*D. P. Zatk*

Date

**DISCHARGE MONITORING REPORT FORM - Groundwater from  
Remedial Action Operations**

**PERMITTEE: Madison Kipp Corporation  
ADDRESS: P.O. Box 8043, Madison WI 53708**

**PERMIT NO. WI-0046566-6  
YEAR: 2012-2013**

Outfall# or Well#	001	MW-3S, MW-3D, MW-3D2, MW-3D3, MW-18S, MW-19D, MW-19D2, MW-20D, MW-20D2, MW-21D, MW-21D2, MP-13 (82-84')							
Sample Point Description	System Influent	Well	Well	Well	Well	Well	Well	Well	Well
Parameter Name (See attached for all)	Sodium Permanganate	VOCs	Total Metals	Dissolved Metals	Tracers	Total Organic Carbon	Total Dissolved Solids	Conductivity	pH
Parameter Units	gal/day								
Sample Date: IW-2D Injection 12/11/2012	2,000				X		X	X	X
Sample Date: IW-2D Injection 12/12/2012	5,000				X		X	X	X
Sample Date: IW-2D Post Injection 12/13/2012	--			X	X	X	X	X	X
Sample Date: IW-2D Post Injection 12/14/2012	--				X		X	X	X
Sample Date: IW-2D Post Injection 12/15/2012	--				X		X	X	X
Sample Date: IW-2D Post Injection 12/16/2012	--				X		X	X	X
PAL	See Table 1 Attached								
ES	See Table 1 Attached								
Sample Frequency	Daily	See Manage. Plan	See Manage. Plan	See Manage. Plan	See Manage. Plan	See Manage. Plan	See Manage. Plan	Daily	Daily
Sample Type	Estimate gpd	Grab	Grab	Grab	Grab	Grab	Grab	Grab	Grab
Unless noted under parameter name, each daily value entered must be the highest value of all sample types analyzed for that day. WISCONSIN STATUTE 283.31					PLEASE ATTACH NOTES AND/OR ADDRESS-NAME CORRECTIONS ON A SEPARATE SHEET <b>RETURN REPORT NO LATER THAN: Monthly, 15 Days After Each Month</b>				
I CERTIFY UNDER PENALTY OF LAW THAT I HAVE PERSONALLY EXAMINED AND AM FAMILIAR WITH THE INFORMATION SUBMITTED IN THIS DOCUMENT AND ALL ATTACHMENTS AND THAT, BASED ON MY INQUIRY OF THOSE INDIVIDUALS IMMEDIATELY RESPONSIBLE FOR OBTAINING THE INFORMATION, I BELIEVE THAT THE INFORMATION IS TRUE, ACCURATE, AND COMPLETE. I AM AWARE THAT THERE ARE SIGNIFICANT PENALTIES FOR SUBMITTING FALSE INFORMATION, INCLUDING THE POSSIBILITY OF FINES AND IMPRISONMENT, (40 CFR 122.5). I ALSO CERTIFY THAT THE VALUES BEING SUBMITTED ARE THE ACTUAL VALUES FOUND IN THE SAMPLES; NO VALUES HAVE BEEN MODIFIED OR CHANGED IN ANY MANNER. WHEREVER I BELIEVE A VALUE BEING REPORTED IS INACCURATE, I HAVE ADDED AN EXPLANATION INDICATING THE REASONS WHY THE VALUE IS INACCURATE.					SEND TO: David Mosher DEPARTMENT OF NATURAL RESOURCES 3911 Fish Hatchery Road Fitchburg, WI 53711-5397				
					Signature of Owner or Authorized Agent 				
Title 					Date 1/15/13				



DISCHARGE MONITORING REPORT FORM - Groundwater from  
Remedial Action Operations

PERMITTEE: Madison Kipp Corporation  
ADDRESS: P.O. Box 8043, Madison WI 53708

PERMIT NO. WI-0046566-6  
YEAR: 2012-2013

Outfall # or Well #	001	MW-3S, MW-3D, MW-3D2, MW-3D3, MW-18S, MW-19D, MW-19D2, MW-20D, MW-20D2, MW-21D, MW-21D2, MP-13 (82-84')							
Sample Point Description	System Influent	Well	Well	Well	Well	Well	Well	Well	Well
Parameter Name (See attached for all)	Sodium Permanganate	VOCs	Total Metals	Dissolved Metals	Tracers	Total Organic Carbon	Total Dissolved Solids	Conductivity	pH
Parameter Units	gal/day								
Sample Date: IW-2D Post Injection 12/17/2012	--				X		X	X	X
Sample Date: IW-2D Post Injection 12/18/2012	--				X		X	X	X
Sample Date: IW-2D Post Injection 12/19/2012	--				X		X	X	X
Sample Date: IW-2D Post Injection 12/27/2012	--				X		X	X	X
Sample Date: IW-2D Post Injection 1/2/2012	--				X		X	X	X
PAL	See Table 1 Attached								
ES	See Table 1 Attached								
Sample Frequency	Daily	See Manage. Plan	See Manage. Plan	See Manage. Plan	See Manage. Plan	See Manage. Plan	See Manage. Plan	Daily	Daily
Sample Type	Estimate gpd	Grab	Grab	Grab	Grab	Grab	Grab	Grab	Grab

Unless noted under parameter name, each daily value entered must be the highest value of all sample types analyzed for that day.

WISCONSIN STATUTE 283.31

PLEASE ATTACH NOTES AND/OR ADDRESS-NAME CORRECTIONS ON A SEPARATE SHEET

RETURN REPORT NO LATER THAN: Monthly, 15 Days After Each Month

I CERTIFY UNDER PENALTY OF LAW THAT I HAVE PERSONALLY EXAMINED AND AM FAMILIAR WITH THE INFORMATION SUBMITTED IN THIS DOCUMENT AND ALL ATTACHMENTS AND THAT, BASED ON MY INQUIRY OF THOSE INDIVIDUALS IMMEDIATELY RESPONSIBLE FOR OBTAINING THE INFORMATION, I BELIEVE THAT THE INFORMATION IS TRUE, ACCURATE, AND COMPLETE. I AM AWARE THAT THERE ARE SIGNIFICANT PENALTIES FOR SUBMITTING FALSE INFORMATION, INCLUDING THE POSSIBILITY OF FINES AND IMPRISONMENT, (40 CFR 122.5). I ALSO CERTIFY THAT THE VALUES BEING SUBMITTED ARE THE ACTUAL VALUES FOUND IN THE SAMPLES; NO VALUES HAVE BEEN MODIFIED OR CHANGED IN ANY MANNER. WHEREVER I BELIEVE A VALUE BEING REPORTED IS INACCURATE, I HAVE ADDED AN EXPLANATION INDICATING THE REASONS WHY THE VALUE IS INACCURATE.

SEND TO: David Mosher  
DEPARTMENT OF NATURAL RESOURCES  
3911 Fish Hatchery Road  
Fitchburg, WI 53711-5397

Signature of Owner or Authorized Agent

Title

*U.P. GARR*

Date

1/15/13

**DISCHARGE MONITORING REPORT FORM - Groundwater from  
Remedial Action Operations**

**PERMITTEE: Madison Kipp Corporation  
ADDRESS: P.O. Box 8043, Madison WI 53708**

**PERMIT NO. WI-0046566-6  
YEAR: 2012-2013**

Outfall# or Well#	001	MW-3S, MW-3D, MW-3D2, MW-3D3, MW-18S, MW-19D, MW-19D2, MW-20D, MW-20D2, MW-21D, MW-21D2							
Sample Point Description	System Influent	Well	Well	Well	Well	Well	Well	Well	Well
Parameter Name (See attached for all)	Sodium Permanganate	VOCs	Total Metals	Dissolved Metals	Tracers	Total Organic Carbon	Total Dissolved Solids	Conductivity	pH
Parameter Units	gal/day								
Sample Date: IW-2D2 Injection 12/13/2012	2,000				X		X	X	X
Sample Date: IW-2D2 Injection 12/14/2012	2,000				X		X	X	X
Sample Date: IW-2D2 Post Injection 12/15/2012	1,000				X		X	X	X
Sample Date: IW-2D2 Post Injection 12/16/2012	2,000				X		X	X	X
Sample Date: IW-2D2 Post Injection 12/17/2012	1,000			X	X	X	X	X	X
Sample Date: IW-2D2 Post Injection 12/18/2012	1,000				X		X	X	X
PAL	See Table 1 Attached								
ES	See Table 1 Attached								
Sample Frequency	Daily	See Manage. Plan	See Manage. Plan	See Manage. Plan	See Manage. Plan	See Manage. Plan	See Manage. Plan	Daily	Daily
Sample Type	Estimate gpd	Grab	Grab	Grab	Grab	Grab	Grab	Grab	Grab

Unless noted under parameter name, each daily value entered must be the highest value of all sample types analyzed for that day.  
**WISCONSIN STATUTE 283.31**


PLEASE ATTACH NOTES AND/OR ADDRESS-NAME CORRECTIONS ON A SEPARATE SHEET

**RETURN REPORT NO LATER THAN: Monthly, 15 Days After Each Month**

I CERTIFY UNDER PENALTY OF LAW THAT I HAVE PERSONALLY EXAMINED AND AM FAMILIAR WITH THE INFORMATION SUBMITTED IN THIS DOCUMENT AND ALL ATTACHMENTS AND THAT, BASED ON MY INQUIRY OF THOSE INDIVIDUALS IMMEDIATELY RESPONSIBLE FOR OBTAINING THE INFORMATION, I BELIEVE THAT THE INFORMATION IS TRUE, ACCURATE, AND COMPLETE. I AM AWARE THAT THERE ARE SIGNIFICANT PENALTIES FOR SUBMITTING FALSE INFORMATION, INCLUDING THE POSSIBILITY OF FINES AND IMPRISONMENT, (40 CFR 122.5). I ALSO CERTIFY THAT THE VALUES BEING SUBMITTED ARE THE ACTUAL VALUES FOUND IN THE SAMPLES; NO VALUES HAVE BEEN MODIFIED OR CHANGED IN ANY MANNER. WHEREVER I BELIEVE A VALUE BEING REPORTED IS INACCURATE, I HAVE ADDED AN EXPLANATION INDICATING THE REASONS WHY THE VALUE IS INACCURATE.


SEND TO: David Mosher  
DEPARTMENT OF NATURAL RESOURCES  
3911 Fish Hatchery Road  
Fitchburg, WI 53711-5397

Signature of Owner or Authorized Agent



Title

~~REVISIONS AND CONFIDENTIAL~~




Date

1/15/13

**DISCHARGE MONITORING REPORT FORM - Groundwater from  
Remedial Action Operations**

**PERMITTEE: Madison Kipp Corporation  
ADDRESS: P.O. Box 8043, Madison WI 53708**

**PERMIT NO. WI-0046566-6  
YEAR: 2012-2013**

Outfall# or Well#	001	MW-3S, MW-3D, MW-3D2, MW-3D3, MW-18S, MW-19D, MW-19D2, MW-20D, MW-20D2, MW-21D, MW-21D2, MP-13 (82-84')							
Sample Point Description	System Influent	Well	Well	Well	Well	Well	Well	Well	Well
Parameter Name (See attached for all)	Sodium Permanganate	VOCs	Total Metals	Dissolved Metals	Tracers	Total Organic Carbon	Total Dissolved Solids	Conductivity	pH
Parameter Units	gal/day								
Sample Date: IW-2D2 Post Injection 12/19/2012	--				X		X	X	X
Sample Date: IW-2D2 Post Injection 12/27/2012	--				X		X	X	X
Sample Date: IW-2D2 Post Injection 1/2/2012	--				X		X	X	X
PAL	See Table 1 Attached								
ES	See Table 1 Attached								
Sample Frequency	Daily	See Manage. Plan	See Manage. Plan	See Manage. Plan	See Manage. Plan	See Manage. Plan	See Manage. Plan	Daily	Daily
Sample Type	Estimate gpd	Grab	Grab	Grab	Grab	Grab	Grab	Grab	Grab
Unless noted under parameter name, each daily value entered must be the highest value of all sample types analyzed for that day. WISCONSIN STATUTE 283.31					PLEASE ATTACH NOTES AND/OR ADDRESS-NAME CORRECTIONS ON A SEPARATE SHEET <b>RETURN REPORT NO LATER THAN: Monthly, 15 Days After Each Month</b>				
I CERTIFY UNDER PENALTY OF LAW THAT I HAVE PERSONALLY EXAMINED AND AM FAMILIAR WITH THE INFORMATION SUBMITTED IN THIS DOCUMENT AND ALL ATTACHMENTS AND THAT, BASED ON MY INQUIRY OF THOSE INDIVIDUALS IMMEDIATELY RESPONSIBLE FOR OBTAINING THE INFORMATION, I BELIEVE THAT THE INFORMATION IS TRUE, ACCURATE, AND COMPLETE. I AM AWARE THAT THERE ARE SIGNIFICANT PENALTIES FOR SUBMITTING FALSE INFORMATION, INCLUDING THE POSSIBILITY OF FINES AND IMPRISONMENT, (40 CFR 122.5). I ALSO CERTIFY THAT THE VALUES BEING SUBMITTED ARE THE ACTUAL VALUES FOUND IN THE SAMPLES; NO VALUES HAVE BEEN MODIFIED OR CHANGED IN ANY MANNER. WHEREVER I BELIEVE A VALUE BEING REPORTED IS INACCURATE, I HAVE ADDED AN EXPLANATION INDICATING THE REASONS WHY THE VALUE IS INACCURATE.					SEND TO: David Mosher DEPARTMENT OF NATURAL RESOURCES 3911 Fish Hatchery Road Eitchburg, WI 53711-5397				
					Signature of Owner or Authorized Agent  Title 