



708 Heartland Trl.
Suite 3000
Madison, WI 53717

T 608.826.3600
TRCcompanies.com

February 9, 2022

Mr. Matt Thompson
Wisconsin Department of Natural Resources
1300 W. Clairemont Avenue
Eau Claire, WI 54701

Subject: 2021 Annual Groundwater Monitoring Report
BRRTS #02-37-000006
Wauleco, Inc.
Wausau, Wisconsin

Dear Mr. Thompson:

On behalf of Wauleco, Inc., TRC Environmental Corporation (TRC) is submitting one copy of the 2021 Annual Groundwater Monitoring Report for the Wauleco, Inc. site in Wausau, Wisconsin. This report includes the results of sampling and laboratory analysis for the groundwater monitoring events at the Wauleco site.

If you have any questions or comments regarding this information, please contact us.

Sincerely,

TRC

Ken Quinn, P.G.
Senior Hydrogeologist

Bruce Iverson, P.E.
Project Manager

Enclosure: 2021 Annual Groundwater Monitoring Report (electronic only)

cc: Evan Schreiner – Wauleco (3 copies)
Tom Dushek – TRC, Wauleco (1 copy)
David Crass – Michael, Best & Friedrich, L.L.P. (electronic only)

2021 ANNUAL GROUNDWATER MONITORING REPORT

**WAULECO, INC.
WAUSAU FACILITY
WAUSAU, WISCONSIN**

February 2022

**Prepared For:
Wauleco, Inc.
Wausau, Wisconsin**

•••


**Prepared By:
TRC, Inc.
Madison, Wisconsin**


Project No. 189597

2021 ANNUAL GROUNDWATER MONITORING REPORT

**WAULECO, INC.
WAUSAU FACILITY
WAUSAU, WISCONSIN**

February 2022

Prepared by:  02/09/2022
Tom Dushek
Environmental Scientist
Date

Reviewed by:  02/09/2022
Kenneth J. Quinn, P.G.
Senior Hydrogeologist
Date

Approved by:  02/09/2022
Bruce A. Iverson, P.E.
Project Manager
Date

TABLE OF CONTENTS

<u>Section</u>	<u>Page</u>
INTRODUCTION	1
BACKGROUND	1
SAMPLING EVENT SUMMARY	4
PRESENTATION OF RESULTS	4
Groundwater Elevations	5
Dewatering Well Elevations	5
Apparent LNAPL Thickness	6
LNAPL Recovery	7
Dissolved Phase PCP Recovery	7
Total PCP Recovered	8
Groundwater Quality	9
SUMMARY AND CONCLUSIONS	14
LNAPL	15
Groundwater Containment	15
Groundwater Quality	15
RECOMMENDATIONS	16

LIST OF TABLES

Tables

1	2021 Groundwater Monitoring Program
2	Summary of 2021 Groundwater Sampling Locations
3	2021 Groundwater Elevation Data
4	Groundwater Measurements During Wausau WWTP Dewatering
5a	2021 Winter Groundwater Monitoring Analytical Results
5b	2021 Spring Groundwater Monitoring Analytical Results
5c	2021 Summer Groundwater Monitoring Analytical Results
5d	2021 Fall Groundwater Monitoring Analytical Results
6	2021 Groundwater Treatment Removal of Pentachlorophenol (PCP)

LIST OF FIGURES

Figure No.

- 1 Average Water Level Deviation and Product Recovery Rates Versus Time

LIST OF DRAWINGS

Drawings

- 1 Site Location Map
- 2 Site Features Map
- 3 Water Table Map (January 6, 2021)
- 4 Water Table Map (July 2, 2021)
- 5 Product (Oil) Thickness Map (January 6, 2021)
- 6 Product (Oil) Thickness Map (July 2, 2021)
- 7 PCP Isoconcentration Map (July 2021)
- 8 Naphthalene Isoconcentration Map (July 2021)
- 9 Total Petroleum Hydrocarbons (TPH) as Mineral Spirits Isoconcentration Map (July 2021)
- 10 1,2,4-Trimethylbenzene Isoconcentration Map (July 2021)
- 11 Total Xylenes Isoconcentration Map (July 2021)

LIST OF APPENDICES

Appendices

- A - Correspondence with WDNR
- B - Historical Groundwater Analytical Results
 - B1 Water Quality Indicators
 - B2 Phenolics
 - B3 Volatile Organic Compounds
- C - Historical PCP Analysis Results
- D - Laboratory Report
 - D1 January 2021
 - D2 April 2021
 - D3 July 2021
 - D4 October 2021
- E - PCP Concentration Distance Graphs
- F - Abandonment Logs for W01A and W01B

2021 ANNUAL GROUNDWATER MONITORING REPORT

WAULECO, INC. WAUSAU FACILITY

INTRODUCTION

This 2021 Annual Groundwater Monitoring Report presents a summary of groundwater quality data collected from the Wauleco, Inc. facility in Wausau, Wisconsin (see Drawing 1) in 2021. The focus of this report is on groundwater quality data collected throughout the year during groundwater remediation system operations and analyses from groundwater samples collected during the semi-annual¹ groundwater monitoring rounds (winter, spring, summer, and fall) for 2021. For comparison purposes, this report includes historical groundwater data collected at the site since January 1987.

BACKGROUND

Periodic groundwater sampling has been conducted and recorded at the Wauleco facility since January 1987. A formal Groundwater Monitoring Plan (GMP) was prepared for the site in January 1992 and, with slight modifications, the first sampling round conducted under the GMP occurred during February 1992. Since 1992, the following changes have been made to the groundwater extraction and treatment system at the Wauleco property:

- The infiltration gallery was discontinued in 1992.
- Pumping well PW09 was added in 1992 and PW10 through PW16 were added in 1993.
- Eleven new extraction wells (PW17 through PW27) were installed in the fall of 1998 and an additional two extraction wells (PW28 and PW29) were installed near the northern property line in September 1999.
- An upgraded control system, with additional monitoring and control capabilities, was added in 1999.
- In the fall of 2007, four focused pumping wells, FP1, FP2, FP3, and FP4 were installed and added to the system. These wells were started in January 2008. Extraction wells PW09, PW22, PW28, and PW29 were taken off the piping system to make room for the new focused pumping wells.
- In early 2011 mobile product recovery was deemed complete and that the mobile product recovery system should be shut down (see correspondence with Wisconsin Department of

¹ Semi-annual groundwater monitoring in January and July is normally performed. Quarterly groundwater monitoring of select wells in the spring and fall was begun in August of 2020 associated with the City of Wausau's WWTP dewatering project. This additional monitoring is expected to continue until the City's dewatering project is completed.

Natural Resources (WDNR) in Appendix A). Further, the groundwater recovery pumping rate was revised to assess what effect it had on groundwater concentrations as part of a long-term closure evaluation. The plan agreed upon with the WDNR included:

- Reducing the groundwater extraction system's pumping rate from 40-45 gpm to 22-30 gpm, near the 20 gpm rate used prior to implementation of the enhanced product recovery rate in 1999.
- Monthly water level monitoring and preparation of water table maps for a period of three months and then quarterly to assess seasonal changes. This was extended through October 2012 to measure the effect of the water supply lateral leak (as discussed in more detail in this report under Groundwater Elevations).
- The reduced pumping approach was implemented on March 2, 2011 by reducing the pumping rate to approximately 29 gpm. The pumping rate was further reduced from approximately 29 gpm to 22 gpm on June 7, 2012. WDNR concurrence was secured before each of these pumping rate reductions were implemented.

In addition to changes in the extraction and treatment system, the following changes have been made to the groundwater monitoring program:

- Monitoring wells W06, W15, W20, W37, and W38 were abandoned in 1993.
- Monitoring well W43 was lost during utility work prior to 1993.
- Monitoring wells W06R, W68A, W68B, W69 and W70B were installed in 1993.
- Groundwater sampling reduced from quarterly to semi-annually (summer and winter) in 1997. The wells and parameters included in the semi-annual monitoring program are summarized in Table 1.
- Beginning in January 2010, five groundwater monitoring wells on the 3M site, located north of the Wauleco site, were added to the semi-annual monitoring program for pentachlorophenol (PCP) analysis. Results are listed in the tables in Appendix B2.
- As agreed to in November 2010, Wauleco continued to remove apparent mobile product using the socks in wells approach, to assess whether product in wells is representative of mobile product on the water table or due to product trapped in the wells.
- A group of eight wells in the spring and nine wells in the fall of 2011, and nine wells in the spring of 2012 were sampled for PCP to determine if the reduced pumping rate had an adverse effect on groundwater concentrations near the site. Results are listed in the tables in Appendix B2.
- With WDNR approval, in July 2012, VOCs, except naphthalene, were eliminated from the July 2012 groundwater sampling event. Starting in 2013, VOC analysis was limited to naphthalene, 1,2,4 trimethylbenzene, and xylenes.

- With WDNR approval, in 2013 and 2014 (refer to TRC letter dated October 30, 2013 regarding revisions to groundwater monitoring plan and WDNR’s conditional approval letter dated March 18, 2014), the groundwater monitoring program was revised to include natural attenuation parameters; dissolved iron and manganese, sulfate, and total organic carbon. Chloride was eliminated, along with nitrite plus nitrate which was replaced with nitrate. Wells W14 and W69 were eliminated; wells FP2 and PW17 were added. 3M wells DFOMW9 and DFOMW10A were also eliminated and abandoned in 2015.
- In 2015, monitoring wells PW02 and W70B, that were located within the footprint of the Soil Mound, were abandoned during Soil Mound removal activities. Additional monitoring wells W71, W72, W73 and W74 were installed to provide additional information concerning water elevations and water quality to the south and west of the Wauleco site.
- In 2015, monthly water level monitoring and quarterly water table map preparation was discontinued as recommended in the TRC document titled “2014 Annual Groundwater Report” dated April 2015. Beginning in 2015, quarterly water level monitoring and semi-annual water table map preparation was performed and continues.
- Monitoring wells W19, W26, W29, W39 and W40 were abandoned in March, 2019 due to Thomas Street reconstruction by the City of Wausau. Replacement wells W26R, W29R and W40R were installed in June 2019. Monitoring wells W19 and W39 were not replaced.
- Starting August 3, 2020, the City of Wausau began a dewatering program at the City’s Wastewater Treatment Plant (WWTP) for new construction. Monthly water levels were collected prior to the start of dewatering operations and is continuing for the duration of dewatering at select wells to monitor changes in groundwater elevations reflected in site wells. Additional sampling of 10 monitoring wells near the WWTP for PCP analysis was conducted in October 2020 and will continue on a quarterly basis until dewatering is completed (2 years).
- During the summer of 2020, the City of Wausau replaced a rock retaining wall on the west bank of the Wisconsin River northwest of the Thomas Street bridge with a driven steel piling wall (refer to Drawing 2). The wall extends for approximately 550 linear feet, with a maximum estimated depth of 35 feet below ground surface.
- On June 29 and 30, 2021, wells W01A and W01B, located along the western fence-line were abandoned due to the railroad property transfer to 3M. These well abandonments were completed per NR-141 and per WDNR approval (WDNR e-mail dated May 28, 2021). The abandonment logs are included in Appendix F.
- The Groundwater Monitoring Report is submitted on an annual basis following completion of the year’s monitoring.

The term “free product” has historically been used in this project to describe the light, non-aqueous phase liquid (LNAPL) that could move into a monitoring well or extraction well. In this report the term “free product” is being replaced by “mobile product” or LNAPL. The term “mobile product” is limited to the observation that the LNAPL has moved into a monitoring well or extraction well.

SAMPLING EVENT SUMMARY

This report provides a presentation and interpretation of data collected at Wauleco beginning in 1987 and continuing through December 2021. Sampling activities since 1992 have been conducted in general accordance with Wauleco's GMP and the WDNR's conditional approvals, summarized above. During each sampling event, water levels and LNAPL thickness measurements are first recorded, followed by the purging of each well sampled. The groundwater monitoring program is summarized in Table 1 with a list of sampled wells during 2021 in Table 2. The locations of the groundwater monitoring and extraction wells are shown on Drawing 2. No wells planned to be sampled contained mobile LNAPL, so groundwater quality samples were collected from all planned wells. Groundwater elevation measurements collected during the January 6, April 5, July 2, and October 15, 2021 rounds are included in Table 3.

Groundwater samples were submitted as appropriate for laboratory analysis of; nitrate (Method EPA 9056A); dissolved mercury (Method EPA 7470A); dissolved iron and manganese (Method EPA 6010C); sulfate (Method EPA 9056A); total organic carbon (Method EPA 9060A); naphthalene (EPA Method 8020A); phenolic compounds (Method EPA 8270D); volatile organic compounds (VOC's) (Method EPA 8020A); and total petroleum hydrocarbons (TPH) (Method EPA 8015). A summary of the January, April, July, and October 2021 groundwater analytical results is provided in Tables 5a, 5b, 5c, and 5d respectively; graphs of PCP results are included in Appendix C; and laboratory reports for January, April, July, and October 2021 are included in Appendices D1, D2, D3 and D4, respectively.

PRESENTATION OF RESULTS

Discussions of the following data are presented in the subsections below:

- Groundwater Elevations
- Dewatering Well Elevations
- Apparent LNAPL Thickness
- LNAPL Recovery
- Dissolved PCP Recovery
- Total PCP Recovered
- Groundwater Quality

Groundwater Elevations

Groundwater elevations for 2021 are summarized in Table 3, with Figure 1 showing the historical groundwater elevation at this site as the average water level deviation². As shown in Figure 1, since 1990 the average water level deviation has ranged from -2.8 ft to +4.46 ft. The average water level deviation has fallen somewhat in 2021, but has stayed above the average, defined as zero average water level deviation.

As agreed with WDNR in February 2011 (see correspondence in Appendix A), the mobile LNAPL recovery system was terminated, which included reducing the groundwater extraction rates. The pumping rate was reduced from approximately 43 gpm (January and February 2011 average) to between 22.5 and 32 gpm beginning in March 2011. The pumping rate was further reduced from approximately 28 gpm to 22 gpm beginning in June 2012. The configuration of the January and July 2021 water table maps (Drawing 3 and 4, respectively) show a capture zone extending to over 250 ft. in January and at least 100 ft. in July downgradient of the east property line adjacent to extraction wells FP01 and FP02.

Dewatering Well Elevations

The City of Wausau began a dewatering program on August 3, 2020 for construction of new facilities at the City's wastewater treatment plant (WWTP), located approximately 1,900 feet southeast of the Wauleco site (labeled as Sewage Treatment Plant, see Drawing 2). Water levels from 11 monitoring wells located between Wauleco and the WWTP were measured monthly to assess the effect of the dewatering (Table 4). In 2021 the drawdown at these wells continued through the early part of the year, recovered somewhat in the summer and then dropped again in the later part of the year. These changes may be due to a combination of the pumping rate and probable recharge during the summer months. Well W22 continues to have greater drawdown and recovery than other wells, indicating this location may have a higher hydraulic conductivity connection to the south.

The effect of drawdown from the dewatering wells at the WWTP can be seen on the January 2021 Water Table Map (Drawing 3) as:

- Low heads in wells closest to the WWTP (i.e., wells W12 and W21)
- A gradient from the River towards the southwest (i.e., from wells W29R, W31, and W32 towards W21), but more likely towards the WWTP dewatering system located in the Sewage Treatment Plant area (shown on Drawing 3). While inflow from the river to the groundwater probably occurs near wells W31 and W32, the steel piling wall between the River and well W29R probably limits actual flow from the River towards that well.
- Limited effect on the groundwater gradient is seen in the vicinity of well W10A, although groundwater flow may be parallel to the River in this area in January 2021, the gradient is towards the River in 3 of the 4 quarters.

² The average water level deviation is an index for tracking the average change in groundwater at the site and consists of calculating, for selected on-site wells, the deviation of each month's water level from the well's historical average, and then averaging the deviations for all selected wells.

The July 2021 Water Table Map (Drawing 4) does not show as strong an effect of the drawdown from the dewatering wells at the WWTP as in January 2021, as expected by the fact that the graph on Table 4 had shown much of the drawdown seen in January 2021 had recovered by July 2021. However, there was still a gradient from wells W29R, W31, and W32 from the River towards well W21, and probably toward the Sewage Treatment Plant area.

Apparent LNAPL Thickness

The apparent LNAPL thicknesses during January and July 2021 are shown on Drawings 5 and 6, respectively. Apparent LNAPL thickness represents a measurable thickness of LNAPL that has moved into a monitoring well. As shown in the following table, eight wells showed apparent mobile LNAPL in 2021. These occurrences are sporadic at each well. This illustrates that the apparent mobile LNAPL at the site is thin and isolated to very small areas.

Well	January 2021 Apparent LNAPL Thickness (ft)	April 2021 Apparent LNAPL Thickness (ft)	July 2021 Apparent LNAPL Thickness (ft)	October 2021 Apparent LNAPL Thickness (ft)
W04A	0.0	0.0	0.0	0.13
W07	0.04	0.0	0.35	0.12
W35	0.11	0.0	0.0	0.06
W40/W40R	0.10	0.24	0.0	0.13
PW16	0.0	0.0	0.0	0.03
PW19	0.0	0.0	0.0	0.17
PW20	0.0	0.11	0.02	0.0
PW26	0.0	0.02	0.0	0.0

In late 2009 a socks in wells approach was implemented to remove small quantities of LNAPL in wells to determine whether the LNAPL returns. This has been described in the Annual Groundwater Monitoring Reports since then. This practice is still in effect where apparent LNAPL thickness is present.

As shown in the table above, mobile LNAPL was detected at eight wells at one to three events throughout the year. Each of these LNAPL appearances occurred while pumping 13 extraction wells and demonstrates that very limited areas of mobile LNAPL exist on-site.

As noted in the 2020 Annual Report the effect of the City's dewatering that began in August 2020, may have affected apparent LNAPL thickness with mobile LNAPL showing up in three more wells than in 2020.

LNAPL Recovery

Historic LNAPL recovery is summarized in the following table. No LNAPL was recovered in 2021.

Year	LNAPL Recovery (gallons)
1991 through 1997	38,705
1998	12,901
1999 – 1 st year with new wells	37,500
2000	31,540
2001	13,987
2002	3,287
2003	822.1
2004	457.6
2005	760.1
2006	3,513.2
2007	547.7
2008 – 1 st year with 4 new focused pumping wells	1,964.4
2009	1,198.3
2010	80.8
2011	4.8
2012	0.0
2013	0.0
2014	0.0
2015	0.0
2016	0.0
2017	0.0
2018	0.0
2019	0.0
2020	0.0
2021	0.0
Total	147,269

Dissolved Phase PCP Recovery

Dissolved phase PCP is removed through groundwater extraction. The dissolved phase PCP concentration, as influent to the treatment system, is shown in Table 6. During 2021, a total of approximately 11.38 million gallons of water were treated through the fluidized bed reactor (FBR) system. The average PCP concentration of the influent water was 4,636 micrograms per liter ($\mu\text{g/L}$), and the average PCP concentration in the treatment system effluent was 3.58 $\mu\text{g/L}$. This translates to 440 pounds (lb) of PCP removed during 2021.

The average PCP concentration of the treatment system influent, as shown in the following table, has declined since 2000, but appears to have stabilized since 2010 between 4,000 ug/L and 6,000 ug/L.

Year	Average Annual Treatment System Influent Concentration (µg/L)
2000	10,226
2001	11,988
2002	9,979
2003	8,566
2004	7,097
2005	7,958
2006	7,199
2007	9,159
2008	7,533
2009	6,213
2010	4,678
2011	5,104
2012	4,966
2013	4,966
2014	5,142
2015	4,377
2016	4,223
2017	4,845
2018	4,428
2019	5,609
2020	5,194
2021	4,636

Total PCP Recovered

The mass of PCP recovered since 1991 is summarized as follows:

Total PCP Recovered			
Year	PCP in LNAPL Recovered¹ (lbs)	PCP in Water² (lbs)	Total PCP Recovered (lbs)
Jan. 1991 – Sept. 1996	10,274	5,518	15,792
Oct. 1996 – Sept. 1997	1,942	1,220	3,162
1998 prior to new wells	4,077	1,460	5,537
1999 1 st year with new wells	12,645	2,550	15,195
2000	10,635	2,212	12,847
2001	4,716	2,146	6,862 ³
2002	1,108	1,766	2,874
2003	277	1,408	1,685
2004	153	1,182	1,335
2005	254	1,332	1,586
2006	1,172	1,359	2,531
2007	183	1,628	1,811
2008	655	1,380	2,035

Total PCP Recovered			
Year	PCP in LNAPL Recovered ¹ (lbs)	PCP in Water ² (lbs)	Total PCP Recovered (lbs)
2009	400	1,194	1,594
2010	27	886	913
2011	2	671	673
2012	0	510	510
2013	0	473	473
2014	0	481	481
2015	0	422	422
2016	0	406	406
2017	0	459	459
2018	0	442	442
2019	0	510	510
2020	0	511	511
2021	0	440	440
Total Project to Date	48,520	32,566	81,086

¹ Assumes 5 percent PCP in LNAPL, based on the original LNAPL used and a LNAPL specific gravity of 0.8. The 5% PCP in LNAPL assumption overestimates the mass of PCP in LNAPL recovered based on lower percent PCP in LNAPL as shown in the Residual Phase LNAPL Investigation Technical Memorandum (TRC, 2019).

² For Jan. 1991 through Jan. 1999 the calculations use an estimated 10,000 ug/L average PCP in influent and measured pumping rates. For Feb. 1992 through current the calculations use the average concentration removed based on results from three to five sampling rounds per month and measured pumping rates.

Groundwater Quality

The historical analytical results for each monitoring well location are provided in Appendix B; the analytical results for the 2021 sampling rounds are summarized in Tables 5a, 5b, 5c, and 5d. Time trend graphs for PCP are provided in Appendix C. Isoconcentration maps for PCP; naphthalene; total petroleum hydrocarbons (TPH); 1,2,4-Trimethylbenzene; and total xylene concentrations are provided on Drawings 7 through 11, respectively.

As noted above, all planned wells were sampled during both sampling events in 2021.

PCP was detected in a sample from well W73 in July 2021, at an estimated concentration of 1.8 ug/L. This is a background well and has been below the reporting limits (<3.0 ug/L) since sampling started in 2015 and is assumed to be a false positive, similar to the 2 ug/L detected at W71 in 2019, but not since then.

Following is a summary of changes or trends by compound compared to the 2020 Annual Groundwater Monitoring Report:

- **PCP**

Areal Extent – The extent of PCP, shown on Drawing 7, is very similar to prior maps. The only distinction in the distribution of PCP from prior years is the extent of the southern lobe of PCP. For example, the 3,000 ug/L contour shown on Drawing 7 extends from the center of the Wauleco property to W27, following the extent of residual phase LNAPL in that area, also shown on Drawing 7. This plume continues to shrink from prior years and extends

only a short distance downgradient, dropping from 2,900 ug/L at W27 to 130 ug/L at W11 and <3 ug/L at W21.

The PCP concentrations to the northeast of the Wauleco property continue to show a similar distribution, with wells W13, W18, and W28 all being <3 ug/L downgradient of wells within the area of residual phase LNAPL.

Overall PCP concentrations continue to decline, if exceptions, typically associated with wells located within/near the residual phase LNAPL based on localized variations in groundwater flow direction. These declines are shown in the time-concentration graphs in Appendix C. In particular:

- Well W10A is continuing its nearly straight-line decline from 8,800 ug/L in July 2008 to 80 ug/L in July 2021.
- Well W17 is continuing its decline from 940 ug/L in 2007 to 15 ug/L in July 2021.
- Wells W41 and W27, at the upgradient and downgradient edge of the southeast residual phase LNAPL, have dropped more than 50% recently (W41 from 2,600 ug/L in January 2019 to 670 ug/L (2019), 940 ((2020) and 760 ug/L (2021). Well W27 dropped from 5,600 ug/L in July 2020 to 2,400 ug/L in October 2020 and 2,900 ug/L in July 2021.
- Well DFOMW11 continues its decline in PCP concentration, from 5,800 ug/L in 2014. Although it rebounded from 580 ug/L in July 2020 to 1,700 ug/L in July 2021, it is still declining overall.

The PCP declines in W10A and W17 are continuations of long-term declines and do not appear to be related to changes in groundwater flow due to the WWTP dewatering.

A decline in PCP concentration at well W41 occurred between January 2019 and July 2019, prior to the startup of the WWTP dewatering operations. So, this decline is unrelated to that pumping. A similar decline occurred at well W27 between July 2020 and October 2020. The later decline (Well W27) occurred downgradient of well W41. So, these two declines indicate a significant reduction in PCP concentration in this area and is unrelated to the City's WWTP dewatering operations.

Appendix E includes PCP concentration-distance graphs along each of the four profiles, shown on the map in Figure E-1, to illustrate the concentration decline down the groundwater gradient southeast, east, and northeast of Wauleco and down the centerline of the Site. These concentration-distance graphs for July 2021, added to Figures E-2 through E-5, are consistent with prior years, showing strong concentration declines with distance in the southeast (Figure E-2) and northeast (Figure E-5). The concentration profile east of Wauleco, shown on Figures E-3 and E-4, extend across multiple areas of the PCP plume and are, therefore, somewhat complicated. Figures E-6 and E-7 show the concentration-distance graphs along the centerline of the Wauleco Site. Details on these graphs are as follows:

- Figure E-2 shows the concentration-distance profile southeast of Wauleco, from well W41 to W21. This shows that the concentration trend is flat between wells W41 and W27, in the vicinity where there is residual phase LNAPL present. However, downgradient of well W27 the PCP concentration degrades rapidly to or near non-detect at well W21.
- Figures E-3 and E-4 show the concentration distance profile east of Wauleco, through wells W22 to W21. Figure E-3 shows the profile for all dates, which is fluctuating due to the variable concentrations at wells W26R and W29R. Figure E-4 shows the same profile for selected dates, when the apparent groundwater flow direction occurs in an easterly direction, so that the concentrations at wells W26R and W29R are not due to southerly flow, causing the PCP concentration to be elevated due to the short flow path from residual phase LNAPL to these wells. This situation is described further under the paragraph titled Wells W26R and W29R.
- Figure E-5 shows the concentration-distance profile northeast of Wauleco, from well DFOMW12 to well W18. This shows the concentration decline with distance from historically over 1,000 ug/L at DFOMW12 (i.e., 2,300 ug/L in July 2018 and 9,500 ug/L in July 2012) down to less than 10 ug/L at well W13, and generally non-detect at well W18. The biodegradation causing the PCP decline between wells is resulting in the decline through time in PCP concentration at DFOMW12 (from 9,500 ug/L in 2012 to 660 ug/L in 2021).
- Figures E-6 and E-7 show the concentration-distance profile through the centerline of the Site, from upgradient of the Site (at well W72) through W10A. This centerline profile is present under the residual phase LNAPL footprint throughout most of this profile, from W01A, through the pumping wells, W03A, out to well W10A. The main trends on this profile on Figures E6 and E7 are:
 - PCP concentration in groundwater increases near well W01A, reaching a peak near the former source area and pumping wells;
 - PCP in groundwater declines between the center of the Site and W03A.
 - PCP in groundwater historically increases between W03A and W10A.
 - Figure E7 shows this centerline profile for years 2018 to 2021. The continuing decreasing PCP concentrations at W10A from 2008 to 2021 (see graph in Appendix E) reaches a tipping point in 2019, from increasing between W03A and W10A (see Figure E6) to flat in 2019, and declining between W03A and W10A in 2020 and 2021.

3M Wells – The following discussion of PCP around the 3M wells is consistent with the 2019 through 2020 reports. The distribution of PCP concentrations on Drawing 7 includes several 3M wells north of the site. As shown on this drawing, there is a lobe of dissolved phase PCP present north of the site, extending from well W02 through 3M wells DFOMW-12 and DFOMW-11. Based on groundwater flow directions and downgradient

groundwater quality, this lobe of PCP is shown to be naturally biodegrading. The bases for this observation are as follows:

- Groundwater flow in this area of PCP between wells W02 and DFOMW-11 (see Drawings 3 and 4) is toward well W28. Historically, well W28 has had PCP concentrations of up to 10,000 ug/L (see 1988 in Appendix C) but declined to non-detect in 2002. Well W28 has stayed at non-detect or very low concentrations since that time. A similar history has occurred at adjacent wells W09 and W18.
- The redox conditions in this area of the PCP plume appears to be more aerobic than the remainder of the plume, based on the presence of nitrate-N and the low concentration of TPH (see Appendix B1) in well W28. Similar redox conditions have been present at adjacent well W18 for the majority of time since 1999 and occasionally at W09. At W28 in 2011, the nitrate-N decreased and TPH increased, indicating somewhat more reducing conditions. This is consistent with the small rise in PCP concentration at W28 in 2011. The cause for these less anaerobic conditions is probably due to a combination of the lower TPH concentrations in this area and the infusion of dissolved oxygen into the plume from the sides of the plume and from surface recharge.
- Based on the groundwater flow directions in this area, the history of redox and PCP concentrations, it appears that biodegradation of PCP is occurring in the area between DFOMW-11 and W28. The biodegradation of PCP in this area would be occurring in the same manner as in the FBR, that is, in an area with some dissolved oxygen.
- The biodegradation shown at downgradient well W28, etc. is also occurring within the upgradient, higher concentration areas (i.e., at wells W02, DFOMW11 and DFOMW12). This is demonstrated by the very distinct decline in PCP in well W02 over its history (from mobile phase LNAPL and PCP concentrations over 10,000 ug/L prior to 2003 to 700 ug/L in 2021). This is supported by the observed declines in PCP at well DFOMW-12 (see time-concentration graphs in Appendix C).

Wells W09, W18, and W28

The PCP concentration at well W18 (<3 ug/L in 2021) continues to be low or non-detect downgradient of significant PCP concentrations. This pattern at W18, and adjacent wells W09 (<3 ug/L in 2021) and W28 (<3 ug/L in 2021), demonstrates the effectiveness of natural attenuation in this area.

Wells W26 and W29

The PCP concentrations for wells W26/W26R and W29/W29R are shown in the following table from 2009 to 2020. These two wells are located near the residual phase LNAPL footprint (see outline of the residual phase LNAPL on Drawing 7 with the PCP isoconcentration map) and PCP concentrations at these wells would reflect the PCP leached from the residual phase LNAPL and the subsequent degradation of PCP that would occur during flow downgradient of the residual phase LNAPL.

Date Sampled	W26/W26R (µg/L)	W29/W29R (µg/L)
July, 2009	190	7.7
July, 2010	2,900	50
July, 2011	1,100	1,700
July, 2012	540	1,800
July, 2013	120	6.4
July, 2014	33	690
July, 2015	2,000	3,300
July, 2016	570	6,600
July, 2017	19	5,100
July, 2018	4.5	1,100
July, 2019	1,800 (W26R)	410 (W29R)
July, 2020	720	1,600
July, 2021	39	78

With these wells proximity to the residual phase LNAPL, small changes in groundwater flow directions may result in significant changes in PCP concentrations at these wells. When groundwater flow has a component of north to south flow, the travel time between the residual phase LNAPL and these wells can be small. Therefore, there would be less degradation of PCP, resulting in higher PCP concentrations. When flow is consistently from west to east, the flow line from the residual phase LNAPL to these wells would be much longer, with significant degradation occurring. Under this condition, PCP concentrations would fall.

Wells W02, W03A, W06R, and W40/W40R – Concentrations from the wells that had LNAPL removed in 2009 (W02, W03A, W06R, and W40) ranged from 260 ug/L at W02 to 2,000 ug/L at W40R. Results since 2010 are summarized as follows:

Date	W02	W03A	W06R	W40/W40R
July, 2010	2,500	1,300	4,500	8,100
July, 2011	970	640	3,900	6,400
July, 2012	2,000	800	1,000	10,000
July, 2013	1,700	540	3,300	8,300
July, 2014	3,000	450	1,500	8,500
July, 2015	1,900	380	3,200	6,800
July, 2016	1,500	780	210	9,500
July, 2017	830	680	170	19,000
July, 2018	750	500	97	9,600
July, 2019	260	610	2,400	2,000 (W40R)
July, 2020	360	900	330	4,300
July, 2021	690	210	1,200	3,200

Monitoring wells W02, W03A, W06R, and W40/W40R are within the residual phase LNAPL footprint. While wells W02, W03A, and W06R have not shown mobile phase LNAPL over the last several years (i.e., the most recent being May 2010 at W06R), wells W40 and W40R have occasionally shown from sheen to measurable amounts of mobile phase LNAPL. While samples are not collected through measurable mobile phase LNAPL, the presence of mobile phase LNAPL in the area probably has an effect on PCP

concentrations in the groundwater samples at wells W40 and W40R. Therefore, these fluctuations are to be expected following removal of mobile phase LNAPL in an area.

Well W36 – PCP concentrations at well W36, located within the central part of the site, have gone from having mobile LNAPL in the early 1990s, to PCP concentrations greater than 6,000 µg/L in the early 1990s to having <31 µg/L since 2007. The presence of chloroform from at least 1996 through at least 2011 at this well (see data in Appendix B3) probably indicates it has received dilution from the documented water supply lateral leak. The same occurrence of chloroform occurred at well W22 when its PCP declined when the nearby water supply lateral leak occurred in 2010 and 2011. In November 2012 the City Water Utility found and repaired a water lateral leak, characterized as about 10 gpm, at the intersection of Rosecrans Street and First Avenue. This leak could have recharged groundwater at this location or flowed along the water line trench, to recharge at some location along the trench. This water line and trench extends east along Rosecrans Street, between 3M and Wauleco.

- **Naphthalene** –Naphthalene concentrations declined below the NR 140 Enforcement Standard (ES; 100 ug/L) across the Site in 2020 and has continued to be less than the ES in 2021 (see Drawing 8).
- **TPH** – The areal extent of the total petroleum hydrocarbon (TPH) concentrations in 2021 (see Drawing 9) has a similar distribution as in 2019 and 2020. However, consistent with the decrease in PCP concentration at well W29R between July 2020 (1,600 ug/L) and July 2021 (78 ug/L), the TPH concentration also decreased from 0.12 mg/L to <0.032 mg/L, reducing the areal extent of the <0.04 mg/L TPH contour in this area.
- **1,2,4-Trimethylbenzene** – Like Naphthalene and TPH, the areal extent for 1,2,4-Trimethylbenzene has a similar distribution compared to 2019 and 2020, with small variations in concentrations at most wells, but generally a downward trend. For example, at wells W41 and W27, the concentrations have dropped from 290 ug/L to 150 ug/L (W41) and 500 ug/L to 26 ug/L (W27) (see Drawing 10).
- **Total Xylenes** –The extent of total xylenes across the site continue to be less than the NR 140 Preventive Action Level (PAL; 400 µg/L) across the entire area in 2019, 2020, and now in 2021

SUMMARY AND CONCLUSIONS

Groundwater sampling around the Wauleco site has generally documented decreased contaminant concentrations in 2021 as compared to 2020 (refer to graphs in Appendix C illustrating trends in PCP concentrations). In addition to the effectiveness of the groundwater pump and treat system, the current biodegradation rate of PCP and mineral spirits constituents in groundwater is continuing to maintain a stable to declining concentration within the groundwater. This stable to declining trend is being maintained with the lower groundwater extraction rate since 2011.

The declining trend in PCP concentrations are illustrated by the declining trend in most of the time-concentration trend graphs, but is shown collectively on the PCP isoconcentration map (Figure 7) as the area encompassed by the 3,000 ug/L contour line shrinking through time when compared to maps in prior Annual Groundwater Monitoring Reports. This continued biodegradation has reduced the source area of the northern lobe of PCP such that results from the wells within the source area (i.e., DFOMW11, DFOMW12, and W02) have declined.

Detailed summary and conclusions are organized by LNAPL, groundwater containment, and groundwater quality.

LNAPL

Apparent LNAPL observed during 2021 on the site is limited to intermittent presence of LNAPL in eight wells. The apparent LNAPL is thin, and isolated to very small areas.

Groundwater Containment

Containment of groundwater on the Wauleco site in 2021 is evident as shown in Drawings 3 and 4 for pumping at approximately 22 gpm, extending at least 100 ft. beyond the downgradient property line.

Groundwater Quality

The distance concentration graphs for the northeast and southeast profiles (see Figures E-2 and E-5 in Appendix E) continue to show good PCP biodegradation downgradient of the residual phase LNAPL footprint, achieving or nearly achieving non-detectable concentrations downgradient.

Wells on the centerline profile distance concentration graph (see Figures E-6 and E-7) underlie the residual phase LNAPL footprint (see Figure E1) from near well W01A to W10A. These figures demonstrate that downgradient of the center of the Site, with the decline in PCP concentration at W10A, that the PCP concentration has shifted from increasing between W03A and W10A in 2018 to a continuous decline from the center of the Site, through W03A to W10A in 2020 through 2021.

The areal distribution of naphthalene, TPH, and 1,2,4 trimethylbenzene have similar areal extent as in 2019 and 2020. However, the concentrations within the plumes are lower, compared to 2019 and 2020. Naphthalene continues to be below the NR 140 ES across the Site in 2020 and 2021. Total xylenes continue to be below the NR 140 PAL in 2019, 2020, and 2021.

RECOMMENDATIONS

TRC recommends the following:

- Continue operation of the groundwater remediation system without LNAPL recovery.
- Continue to implement the current pumping approach.
- Continue to perform semi-annual groundwater monitoring during 2022, with the quarterly program during the WWTP dewatering operation.
- Continue the quarterly water level monitoring with preparation of a water table map for the January and July monitoring events.
- Continue to perform additional water level monitoring and groundwater sample analysis at select wells to assess the effects of the City's dewatering associated with the WWTP construction.
- Continue the use of absorbent socks in groundwater monitoring wells W04A, W07, W35, and W40R (if needed), and extraction wells, if present.

TABLE 1

**2021 GROUNDWATER MONITORING PROGRAM
WAULECO, INC.
WAUSAU, WISCONSIN**

Well Location	Semi-Annual January	Spring April	Annual July	Fall October
W1A			Abandoned	
W2			S	
W3A	W + M		S + M	
W3B			S	
W6R	W + M		S + M	
W8	W + M		S + M	
W9			S	
W10A	M		S + M	
W10B			S	
W11	M + P	P	S + M	P
W12	M + P	P	S + M	P
W13	W + M		S + M	
W14	P	P	P	P
W16	M + P	P	S + M	P
W17	W + M		S + M	
W18	M		S + M	
W19	Abandoned	Abandoned	Abandoned	Abandoned
W21	P	P	S	P
W22	W + M	P	S + M	P
W25	W		S	
W26R	W + M	P	S + M	P
W27	M + P	P	S + M	P
W28	M		S + M	
W29R	M + P	P	S + M	P
W32	P	P	S	P
W33	W + M		S + M	
W36			S	
W39	Abandoned	Abandoned	Abandoned	Abandoned
W40R	W + M		S + M	
W41	W + M		S + M	
DFOMW5	P		P + V + T	
DFOMW11	P		P	
DFOMW12	P		P	
FP2	M		M	
PW17	M		M	
W71	P		P + V + T	
W72	P		P + V + T	
W73	P + M		P + V + T + M	
W74	P		P + V + T	
W44			P	

Notes:

W = Designates well locations to be sampled during the winter sampling round and analyzed for: phenolic compounds, nitrate, field pH, and field specific conductance.

S = Designates well locations to be sampled during the summer sampling round and analyzed for: phenolic compounds, total petroleum hydrocarbons, naphthalene, xylenes, 1,2,4-trimethylbenzene, nitrate, dissolved mercury, field pH, and field specific conductance.

M = Designates well locations to be sampled for MNA parameters: dissolved manganese and iron, sulfate, total organic carbon, and total petroleum hydrocarbons. field pH, and field specific conductance in the summer and winter sampling rounds.

P = Designates well locations to be sampled for pentachlorophenol.

V = VOC's

T = TPH

Updated : T. Dushek, 11/3/2021

Checked : A. Voit, 11/24/2021

TABLE 2

**SUMMARY OF 2021 GROUNDWATER SAMPLING LOCATIONS
WAULECO, INC.
WAUSAU, WISCONSIN**

Well Location	January 2021	April 2021	July 2021	October 2021
W1A			Abandoned	
W2			X	
W3A	X		X	
W3B			X	
W6R	X		X	
W8	X		X	
W9			X	
W10A	X		X	
W10B			X	
W11	X	X	X	X
W12	X	X	X	X
W13	X		X	
W14	X	X	X	X
W16	X	X	X	X
W17	X		X	
W18	X		X	
W19	Abandoned	Abandoned	Abandoned	Abandoned
W21	X	X	X	X
W22	X	X	X	X
W25	X		X	
W26R	X	X	X	X
W27	X	X	X	X
W28	X		X	
W29R	X	X	X	X
W32	X	X	X	X
W33	X		X	
W36			X	
W39	Abandoned	Abandoned	Abandoned	Abandoned
W40R	X		X	
W41	X		X	
DFOMW5	X		X	
DFOMW11	X		X	
DFOMW12	X		X	
FP2	X		X	
PW17	X		X	
W71	X		X	
W72	X		X	
W73	X		X	
W74	X		X	
W44			X	

Notes:

January 2021 (Winter Sampling Round) samples collected on January 7, 11 - 13, 2021.

April 2021 (Spring Sampling Round) samples collected on April 12 - 13, 2021.

July 2021 (Summer Sampling Round) samples collected on July 6, 7, 8, 12, 13, and 14, 2021.

October 2021 (Fall Sampling Round) samples collected on October 18, 2021.

X - indicates groundwater sample obtained and sent to laboratory.

Product - indicates a sample was not collected due to the presence of product in the well.

Updated : T. Dushek, 11/11/2021

Checked : A. Voit, 11/24/2021

TABLE 3
2021 Groundwater Elevation Data
Wauleco, Inc.
Wausau, Wisconsin

Well No.	Current	January 6, 2021		April 5, 2021		July 2, 2021		October 15, 2021	
	Top of Casing Elevation (ft msl)	Oil Thickness (ft)	Water Table Elevation (ft msl)	Oil Thickness (ft)	Water Table Elevation (ft msl)	Oil Thickness (ft)	Water Table Elevation (ft msl)	Oil Thickness (ft)	Water Table Elevation (ft msl)
PW01	1192.22 ³	0.00	1162.90	0.00	1162.40	0.00	1163.20	0.00	1163.96
PW02	1197.16	-----	Abandoned	-----	Abandoned	-----	Abandoned	-----	Abandoned
PW03	1190.49	0.00	1162.84	0.00	1162.30	0.00	1163.46	0.00	1163.76
PW3S	1189.55	0.00	1161.75	0.00	1161.52	0.00	1162.92	0.00	1162.83
PW04	1190.52	0.00	1161.59	0.00	1161.42	0.00	1162.81	0.00	1162.63
PW05	1188.48	0.00	1161.65	0.00	1161.52	0.00	1162.66	0.00	1162.64
PW06	1191.97	0.00	1162.07	0.00	1161.92	0.00	1162.75	0.00	1163.02
PW07	1189.82	0.00	1161.83	0.00	1161.68	0.00	1162.70	0.00	1162.77
PW08	1191.84	0.00	1163.19	0.00	1162.62	0.00	1163.56	0.00	1164.22
PW9I	1188.58	-----	-----	-----	-----	-----	-----	-----	-----
PW9O	1189.98	0.00	1161.63	0.00	1161.48	0.00	1163.13	0.00	1162.70
PW10	1191.62	0.00	1161.85	0.00	1161.59	0.00	1162.82	0.00	1162.94
PW11	1188.69	0.00	1160.24	0.00	1160.34	0.00	1161.88	0.00	1161.25
PW12	1192.12	0.00	1163.15	0.00	1162.60	0.00	1163.27	0.00	1164.16
PW13	1192.2	0.00	1161.66	0.00	1161.45	0.00	1162.78	0.00	1162.73
PW14	1188.83	0.00	1160.90	0.00	1161.03	0.00	1164.31	0.00	1161.91
PW15	1189.34	0.00	1160.97	0.00	1161.08	0.00	1164.23	0.00	1162.05
PW16	1191.91	0.00	1160.68	0.00	1160.66	0.00	1161.21	0.03	1161.42
PW17	1191.9	0.00	1156.49	0.00	1158.51	0.00	1160.16	0.00	1159.65
PW18	1190.19	0.00	1161.60	0.00	1161.40	0.00	1163.01	0.00	1162.68
PW19	1190.66	0.00	1160.33	0.00	1159.95	0.00	1161.61	0.17	1161.06
PW20	1191.34	0.00	1159.67	0.11	1159.20	0.02	1161.13	0.00	1161.29
PW21	1190.33	0.00	1160.32	0.00	1160.09	0.00	1162.14	0.00	1161.77
PW22	1192.32	0.00	1161.69	0.00	1161.54	0.00	1162.65	0.00	1162.70
PW23	1189.49	0.00	1161.58	0.00	1161.45	0.00	1162.66	0.00	1162.59
PW24	1188.28	0.00	1159.43	0.00	1159.40	0.00	1161.10	0.00	1160.61
PW25	1189.51	0.00	1158.63	0.00	1158.24	0.00	1160.78	0.00	1158.99
PW26	1188.79	0.00	1159.05	0.02	1159.14	0.00	1161.28	0.00	1160.08
PW27	1188.47	0.00	1157.63	0.00	1157.53	0.00	1161.77	0.00	1157.27
PW28	1193.6	0.00	1163.00	0.00	1162.47	0.00	1163.26	0.00	1163.92
PW29	1193.65	0.00	1163.08	0.00	1162.53	0.00	1163.28	0.00	1164.06
P01	1191.48	0.00	1161.57	0.00	1161.40	0.00	1162.86	0.00	1162.62
OW01	1194.62 ³	0.00	1164.20	0.00	1163.65	0.00	1164.37	0.00	1165.29
W01A	1194.08	0.00	1163.35	0.00	1162.73	-----	Abandoned	-----	Abandoned
W01B	1194.92	0.00	1163.40	0.00	1162.77	-----	Abandoned	-----	Abandoned
W02	1193.71	0.00	1162.72	0.00	1162.18	0.00	1162.92	0.00	1163.67
W03A	1187.76	0.00	1160.69	0.00	1160.89	0.00	1163.25	0.00	1161.64
W03B	1187.77	0.00	1161.32	0.00	1161.44	0.00	1162.31	0.00	1161.78

TABLE 3
2021 Groundwater Elevation Data
Wauleco, Inc.
Wausau, Wisconsin

Well No.	Current	January 6, 2021		April 5, 2021		July 2, 2021		October 15, 2021	
	Top of Casing Elevation (ft msl)	Oil Thickness (ft)	Water Table Elevation (ft msl)	Oil Thickness (ft)	Water Table Elevation (ft msl)	Oil Thickness (ft)	Water Table Elevation (ft msl)	Oil Thickness (ft)	Water Table Elevation (ft msl)
W04A	1192.32	0.00	1162.18	0.00	1162.01	0.00	1162.82	0.13	1163.09
W04B	1192.26	0.00	1162.06	0.00	1161.93	0.00	1162.75	0.00	1163.02
W05	1190.63	0.00	1161.64	0.00	1161.45	0.00	1162.75	0.00	1162.71
W06R	1194.06	0.00	1163.27	0.00	1162.68	0.00	1163.39	0.00	1164.38
W07	1192.37 ³	0.04	1162.96	0.00	1162.44	0.35	1163.23	0.12	1164.05
W08	1206.73	0.00	1171.35	0.00	1169.45	0.00	1171.90	0.00	1174.64
W09	1172.80	0.00	1162.37	0.00	1161.92	0.00	1162.31	0.00	1162.69
W10A	1182.59	0.00	1160.95	0.00	1160.99	0.00	1161.41	0.00	1160.92
W10B	1182.44	0.00	1160.77	0.00	1160.97	0.00	1161.34	0.00	1160.76
W11	1175.25	0.00	1160.09	0.00	1160.84	0.00	1160.98	0.00	1159.97
W12	1173.95	0.00	1159.74	0.00	1160.47	0.00	1160.52	0.00	1159.59
W13	1188.73	0.00	1161.54	0.00	1161.55	0.00	1163.04	0.00	1161.69
W14	1172.41	0.00	1159.75	0.00	1160.81	0.00	1160.84	0.00	1159.50
W16	1180.60	0.00	1161.19	0.00	1161.66	0.00	1162.12	0.00	1161.65
W17	1187.4	0.00	1160.92	0.00	1161.10	0.00	1164.02	0.00	1161.96
W18	1172.92	0.00	1161.17	0.00	1161.00	0.00	1161.40	0.00	1161.10
W19	1194.26	----	Abandoned	----	Abandoned	----	Abandoned	----	Abandoned
W21	1170.14	0.00	1159.88	0.00	1160.80	0.00	1160.59	0.00	1159.62
W22	1186.01	0.00	1160.65	0.00	1160.87	0.00	1162.35	0.00	1161.45
W23	1171.55	0.00	1159.87	0.00	1160.83	0.00	1160.89	0.00	1159.63
W24A	1171.77	0.00	1159.81	0.00	1160.83	0.00	1160.86	0.00	1159.58
W25	1194.48	0.00	1163.33	0.00	1162.86	0.00	1163.51	0.00	1164.47
W26/W26R	1176.90	0.00	1160.58	0.00	1160.97	0.00	1161.38	0.00	1160.52
W27	1180.19	0.00	1160.76	0.00	1161.30	0.00	1161.80	0.00	1161.08
W28	1174.36	0.00	1161.22	0.00	1161.01	0.00	1161.32	0.00	1161.09
W29/W29R	1172.60	0.00	1160.47	0.00	1160.92	0.00	1160.99	0.00	1160.35
W30	1189.97	0.00	1161.57	0.00	1161.39	0.00	1162.82	0.00	1162.60
W31	1169.67	0.00	1160.76	0.00	1160.89	0.00	1160.87	0.00	1160.74
W32	1169.43	0.00	1160.62	0.00	1160.90	0.00	1160.89	0.00	1160.71
W33	1188.51	0.00	1161.85	0.00	1161.73	0.00	1162.61	0.00	1162.81
W34	1191.16	0.00	1161.77	0.00	1161.61	0.00	1162.62	0.00	1162.75
W35	1191.93	0.11	1161.83	0.00	1161.57	0.00	1162.79	0.06	1162.90
W36	1192.34	0.00	1162.50	0.00	1162.09	0.00	1163.07	0.00	1163.57
W39	1187.78	----	Abandoned	----	Abandoned	----	Abandoned	----	Abandoned
W40/W40R	1180.69	0.10	1160.69	0.24	1161.01	0.00	1162.09	0.13	1161.22
W41	1185.04	0.00	1161.51	0.00	1161.66	0.00	1162.44	0.00	1162.44
W42	1194.61	0.00	1162.54	0.00	1162.17	0.00	1162.98	0.00	1163.55
W44	1190.82	0.00	1161.59	0.00	1161.43	0.00	1162.72	0.00	1162.61

TABLE 3
2021 Groundwater Elevation Data
Wauleco, Inc.
Wausau, Wisconsin

Well No.	Current	January 6, 2021		April 5, 2021		July 2, 2021		October 15, 2021	
	Top of Casing Elevation (ft msl)	Oil Thickness (ft)	Water Table Elevation (ft msl)	Oil Thickness (ft)	Water Table Elevation (ft msl)	Oil Thickness (ft)	Water Table Elevation (ft msl)	Oil Thickness (ft)	Water Table Elevation (ft msl)
W45	1190.69	0.00	1161.65	0.00	1161.52	0.00	1163.85	0.00	1162.93
W46	1191.49	0.00	1161.45	0.00	1161.24	0.00	1162.65	0.00	1162.51
W47	1189.37	0.00	1160.33	0.00	1160.33	0.00	1161.94	0.00	1161.32
W48	1189.7	0.00	1160.62	0.00	1160.68	0.00	1163.21	0.00	1161.55
W49	1189.2	0.00	1160.95	0.00	1161.06	0.00	1164.50	0.00	1162.13
W66	1192.41	0.00	1163.18	0.00	1162.63	0.00	1163.30	0.00	1164.21
W67	1191.85	0.00	1163.15	0.00	1162.61	0.00	1163.27	0.00	1164.17
W68A	1190.94	0.00	1163.19	0.00	1162.59	0.00	1163.36	0.00	1164.23
W68B	1191.42	0.00	1163.11	0.00	1162.56	0.00	1163.22	0.00	1164.10
W69	1192.23	0.00	1161.97	0.00	1161.73	0.00	1162.73	0.00	1163.03
W70B	1200.29	-----	Abandoned	-----	Abandoned	-----	Abandoned	-----	Abandoned
River	1164.19	-----	-----	-----	-----	-----	-----	-----	-----
IW01	1190.8	0.00	1161.61	0.00	1161.41	0.00	1162.77	0.00	1162.73
IW01A	1190.74	0.00	1161.61	0.00	1161.43	0.00	1162.77	0.00	1162.68
FP01	1188.04	0.00	1159.52	0.00	1159.74	0.00	1161.51	0.00	1160.73
FP02	1187.6	0.00	1159.82	0.00	1159.94	0.00	1161.58	0.00	1160.86
FP03	1186.66	0.00	1158.42	0.00	1158.54	0.00	1160.94	0.00	1159.73
FP04	1188.29	0.00	1159.92	0.00	1159.96	0.00	1161.86	0.00	1160.79
3M Basin		-----	Ice & Water in both Basins	-----	Water in 1st basin only	-----	Water in both Basins	-----	Water in first Basin
DFOWM 5	1188.3	0.00	1162.86	-----	-----	0.00	1162.92	-----	-----
DFOWM 9	1187.56	-----	Abandoned	-----	Abandoned	-----	Abandoned	-----	Abandoned
DFOWM 10A	1187.7	-----	Abandoned	-----	Abandoned	-----	Abandoned	-----	Abandoned
DFOWM 11	1188.8	0.00	1161.75	-----	-----	0.00	1162.12	-----	-----
DFOWM 12	1187.78	0.00	1162.56	-----	-----	0.00	1163.14	-----	-----
W71	1191.95	0.00	1165.13	0.00	1164.27	0.00	1164.86	0.00	1166.63
W72	1190.97	0.00	1163.61	0.00	1162.95	0.00	1163.65	0.00	1164.89
W73	1192.20	0.00	1162.46	0.00	1162.23	0.00	1162.92	0.00	1163.35
W74	1183.13	0.00	1161.86	0.00	1161.99	0.00	1162.58	0.00	1162.55

Notes:

1. ft msl = feet mean sea level
2. PW90 denotes the outer well and PW91 denotes the inner well
3. Re-surveyed after Soil Mound removal in 2015

Updated : T. Dushek, 11/11/21

Checked : K. Quinn, 1/5/2022

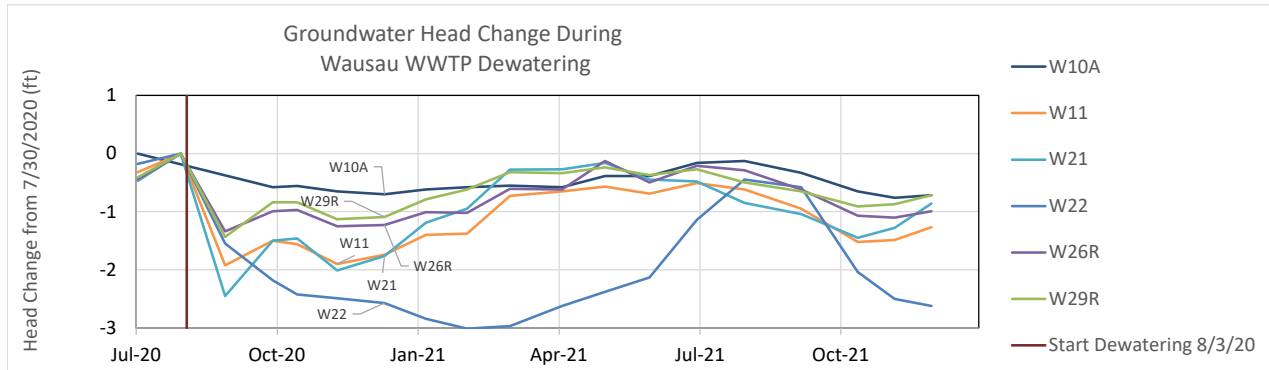
TABLE 4

**Groundwater Measurements During Wausau WWTP Dewatering
Wauleco, Inc.
Wausau, Wisconsin**

Well	Groundwater Elevation																		
	7/2/2020	7/30/2020	8/28/2020	9/28/2020	10/14/2020	11/9/2020	12/10/2020	1/6/2021	2/2/2021	3/2/2021	4/5/2021	5/3/2021	6/1/2021	7/2/2021	8/2/2021	9/8/2021	10/15/2021	11/8/2021	12/2/2021
W10A	1161.57	-	-	1160.99	1161.01	1160.92	1160.87	1160.95	1160.99	1161.02	1160.99	1161.18	1161.18	1161.41	1161.44	1161.24	1160.92	1160.81	1160.85
W11	1161.49	1161.81	1159.89	1159.99	1159.93	1159.59	1159.75	1160.09	1160.11	1160.76	1160.84	1160.92	1160.80	1160.98	1160.87	1160.54	1159.97	1160	1160.22
W12	1160.97	1161.20	1159.52	1159.61	1159.56	1159.21	1159.41	1159.74	1159.76	1160.37	1160.47	1160.52	1160.38	1160.52	1160.29	1160.10	1159.59	1159.66	1159.9
W14	1161.23	1161.42	1159.38	1159.55	1159.49	1159.04	1159.32	1159.75	1159.82	1160.65	1160.81	1160.85	1160.64	1160.84	1160.56	1160.17	1159.5	1159.59	1159.99
W16	1163.27	1163.30	1161.99	1161.57	1161.38	1161.18	1161.23	1161.19	1161.10	1161.37	1161.66	1161.77	1161.79	1162.12	1162.57	1162.68	1161.65	1161.33	1161.33
W21	1161.07	1161.54	1159.09	1159.57	1159.61	1159.06	1159.31	1159.88	1160.12	1160.79	1160.80	1160.91	1160.62	1160.59	1160.22	1160.03	1159.62	1159.79	1160.21
W22	1163.49	1163.67	1162.12	1161.31	1161.07	1161.00	1160.92	1160.65	1160.48	1160.52	1160.87	1161.11	1161.36	1162.35	1163.04	1162.91	1161.45	1160.99	1160.87
W26R	1161.59	1162.03	1160.69	1160.60	1160.62	1160.34	1160.36	1160.58	1160.57	1160.98	1160.97	1161.46	1161.09	1161.38	1161.30	1160.97	1160.52	1160.49	1160.60
W27	1162.72	1162.9	1161.53	1161.16	1160.94	1160.7	1160.76	1160.76	1160.70	1161.07	1161.30	1161.46	1161.47	1161.80	1162.18	1162.05	1161.08	1160.88	1160.93
W29R	1161.26	1161.67	1160.24	1160.42	1160.42	1160.13	1160.17	1160.47	1160.64	1160.94	1160.92	1161.02	1160.89	1160.99	1160.76	1160.61	1160.35	1160.39	1160.54
W32	1161.01	1161.46	1160.16	1160.66	1160.74	1160.39	1160.33	1160.62	1160.91	1160.94	1160.90	1161.01	1160.97	1160.89	1160.68	1160.81	1160.71	1160.68	1160.85

Well	Head Changes from July 30, 2020 Groundwater Elevations																		
	7/2/2020	7/30/2020	8/28/2020	9/28/2020	10/14/2020	11/9/2020	12/10/2020	1/6/2021	2/2/2021	3/2/2021	4/5/2021	5/3/2021	6/1/2021	7/2/2021	8/2/2021	9/8/2021	10/15/2021	11/8/2021	12/2/2021
W10A	0			-0.58	-0.56	-0.65	-0.7	-0.62	-0.58	-0.55	-0.58	-0.39	-0.39	-0.16	-0.13	-0.33	-0.65	-0.76	-0.72
W11	-0.32	0	-1.92	-1.5	-1.56	-1.9	-1.74	-1.4	-1.38	-0.73	-0.65	-0.57	-0.69	-0.51	-0.62	-0.95	-1.52	-1.49	-1.27
W12	-0.23	0	-1.68	-1.36	-1.41	-1.76	-1.56	-1.23	-1.21	-0.6	-0.5	-0.45	-0.59	-0.45	-0.68	-0.87	-1.38	-1.31	-1.07
W14	-0.19	0	-2.04	-1.68	-1.74	-2.19	-1.91	-1.48	-1.41	-0.58	-0.42	-0.38	-0.59	-0.39	-0.67	-1.06	-1.73	-1.64	-1.24
W16	-0.03	0	-1.31	-1.7	-1.89	-2.09	-2.04	-2.08	-2.17	-1.9	-1.61	-1.5	-1.48	-1.15	-0.7	-0.59	-1.62	-1.94	-1.94
W21	-0.47	0	-2.45	-1.5	-1.46	-2.01	-1.76	-1.19	-0.95	-0.28	-0.27	-0.16	-0.45	-0.48	-0.85	-1.04	-1.45	-1.28	-0.86
W22	-0.18	0	-1.55	-2.18	-2.42	-2.49	-2.57	-2.84	-3.01	-2.97	-2.62	-2.38	-2.13	-1.14	-0.45	-0.58	-2.04	-2.5	-2.62
W26R	-0.44	0	-1.34	-0.99	-0.97	-1.25	-1.23	-1.01	-1.02	-0.61	-0.62	-0.13	-0.5	-0.21	-0.29	-0.62	-1.07	-1.1	-0.99
W27	-0.18	0	-1.37	-1.56	-1.78	-2.02	-1.96	-1.96	-2.02	-1.65	-1.42	-1.26	-1.25	-0.92	-0.54	-0.67	-1.64	-1.84	-1.79
W29R	-0.41	0	-1.43	-0.84	-0.84	-1.13	-1.09	-0.79	-0.62	-0.32	-0.34	-0.24	-0.37	-0.27	-0.5	-0.65	-0.91	-0.87	-0.72
W32	-0.45	0	-1.3	-0.35	-0.27	-0.62	-0.68	-0.39	-0.1	-0.07	-0.11	0	-0.04	-0.12	-0.33	-0.2	-0.3	-0.33	-0.16

Note: Well W10A head change is from July 2, 2020 measurement, all others from July 30, 2020 measurement.



Prepared by: K. Quinn, 1/4/2022
Checked by: T. Dushek 1/5/2022

TABLE 5a

2021 Winter Groundwater Monitoring Analytical Results
January 7, 11- 13, 2021
Wauleco, Inc. - Wausau Facility
Wausau, Wisconsin

Sample ID	ES	PAL	W03A	W06R	W08	W10A	W10A Duplicate	W11	W12	W13	W14	W16	W17	W18	W21	W22	W25	W26R	W27
Indicators																			
Total sulfate (mg/L)	250	125	2.2	11	20	6.1	6.1	14	19	5.4		28	4.5	19		6.5		5.7	6
Nitrate nitrogen (mg/L)	10	2	<0.12	0.14	4.6					1.10 H			<0.12		0.43	4.3	<0.12		
Total organic carbon (mg/L)	None	None	3.3	15	0.77	4	3.8	1.2	0.64	0.89		1.5	2	0.45		6.2		4.6	12
Dissolved iron	300	150	1,180	48	<36	1,760	1,740	<36	<36	<36		<36	307	<36		<36		60.3	5,040
Dissolved manganese	50	25	1020	1,120 M	<1.4	2,770	2,750	659	<1.4	3.5		<1.4	365	2.2		4,790		658	16,700
TPH as mineral spirits (ug/L)	None	None	3,300	4,800	<34	160	220	<32	<31	<34		<31	1000	<34		2200		880	3,100
Phenols																			
2,3,4,6-Tetrachlorophenol	None	None	<3.0	230	<3.0					<3.0			<3.0			170	<3.0	<3.0	
2,4,5-Trichlorophenol	None	None	<3.0	<3.0	<3.0					<3.0			<3.0			<3.0	<3.0	<3.0	
2,4,6-Trichlorophenol	None	None	<3.0	<3.0	<3.0					<3.0			<3.0			<3.0	<3.0	<3.0	
2,4-Dichlorophenol	None	None	<3.0	<3.0	<3.0					<3.0			<3.0			<3.0	<3.0	<3.0	
2,4-Dimethylphenol	None	None	<3.0	<3.0	<3.0					<3.0 Q			<3.0			<3.0	<3.0	<3.0	
2,4-Dinitrophenol	None	None	<3.0	<3.0	<3.0					<3.0			<3.0			<3.0	<3.0	<3.0	
2,6-Dichlorophenol	None	None	<3.0	<3.0	<3.0					<3.0			<3.0			<3.0	<3.0	<3.0	
2-Chlorophenol	None	None	<3.0	<3.0	<3.0					<3.0			<3.0			<3.0	<3.0	<3.0	
2-Methylphenol	None	None	<3.0	<3.0	<3.0					<3.0			<3.0			<3.0	<3.0	<3.0	
2-Nitrophenol	None	None	<3.0	<3.0	<3.0					<3.0			<3.0			<3.0	<3.0	<3.0	
3- and 4-Methylphenol	None	None	<3.0	<3.0	<3.0					<3.0			<3.0			<3.0	<3.0	<3.0	
4,6-Dinitro-2-methylphenol	None	None	<3.0	<3.0	<3.0					<3.0			<3.0			<3.0	<3.0	<3.0	
4-Chloro-3-methylphenol	None	None	<3.0	<3.0	<3.0					<3.0			<3.0			<3.0	<3.0	<3.0	
4-Nitrophenol	None	None	<3.0	<3.0	<3.0					<3.0			<3.0			<3.0	<3.0	<3.0	
Pentachlorophenol	1	0.1	140	4,600	<3.0			170	<3.0	<3.0	<3.0	<3.0	42		<3.0	2,400	2.4	630	2,700
Phenol	6000	1200	<3.0	<3.0	<3.0					<3.0			<3.0			<3.0	<3.0	<3.0	
Total Phenols			140	4,830	0	-	-	170	0	0	0	0	42	-	0	2570	2.4	630	2,700

NOTES:
 Units are in µg/L unless otherwise noted.
 Bold values indicate value above the PAL.
 Bold and boxed values indicate value above the ES.
B = Analyte detected in the associated Method Blank
J = estimated value.
Q = laboratory control sample outside acceptance limits.
M = matrix spike and/or spike duplicate recovery outside acceptance limits.
V = raised Quantitation or Reporting Limit due to limited sample amount or dilution for matrix background interference.
Y = replicate/duplicate precision outside acceptance limits.

By: T. Dushek 2/11/2021
 Checked by: A. Voit 11/24/2021

TABLE 5a

2021 Winter Groundwater Monitoring Analytical Results
January 7, 11- 13, 2021
Wauleco, Inc. - Wausau Facility
Wausau, Wisconsin

Sample ID	ES	PAL	W28	W29R	W32	W33	W40R	W41	W41 Duplicate	DFOMW5	DFOMW11	DFOMW11 Duplicate	DFOMW12	FP2	PW17	W71	W72	W73	W74	Equipment Blank
Indicators																				
Total sulfate (mg/L)	250	125	13	4.7		14	5.7	4.4	3.1					1.7	12			25		<0.80
Nitrate nitrogen (mg/L)	10	2				<0.12	<0.12	<0.12	H	<0.12	H									<0.12
Total organic carbon (mg/L)	None	None	0.48	6.1		9.7	8.6	20	18					7.3	6.4			1.5		<0.40
Dissolved iron (mg/L)	300	150	<36	37.5		504	1,030	18,500	19,900					15,100	773			<36		<36
Dissolved manganese (mg/L)	50	25	<1.4	96.1		1,910	4,830	M	31,200	33,000				7,240	1,730			1.8		<1.4
TPH as mineral spirits (ug/L)	None	None	<34	<32		4,100	7,600	2,900	2,400					3,100	1300			<33		<35
Phenols																				
2,3,4,6-Tetrachlorophenol	None	None				1900	<3.0	<3.0	<3.0									<3.0		<3.0
2,4,5-Trichlorophenol	None	None				<3.0	<3.0	<3.0	<3.0									<3.0		<3.0
2,4,6-Trichlorophenol	None	None				<3.0	<3.0	<3.0	<3.0									<3.0		<3.0
2,4-Dichlorophenol	None	None				<3.0	<3.0	<3.0	<3.0									<3.0		<3.0
2,4-Dimethylphenol	None	None				<3.0	<3.0	Q	<3.0	Q	<3.0	Q						<3.0		<3.0
2,4-Dinitrophenol	None	None				<3.0	<3.0	<3.0	<3.0									<3.0		<3.0
2,6-Dichlorophenol	None	None				<3.0	<3.0	<3.0	<3.0									<3.0		<3.0
2-Chlorophenol	None	None				<3.0	<3.0	<3.0	<3.0									<3.0		<3.0
2-Methylphenol	None	None				<3.0	<3.0	<3.0	<3.0									<3.0		<3.0
2-Nitrophenol	None	None				<3.0	<3.0	<3.0	<3.0									<3.0		<3.0
3- and 4-Methylphenol	None	None				<3.0	<3.0	<3.0	<3.0									<3.0		<3.0
4,6-Dinitro-2-methylphenol	None	None				<3.0	<3.0	<3.0	<3.0									<3.0		<3.0
4-Chloro-3-methylphenol	None	None				<3.0	<3.0	<3.0	<3.0									<3.0		<3.0
4-Nitrophenol	None	None				<3.0	<3.0	<3.0	<3.0									<3.0		<3.0
Pentachlorophenol	1	0.1		12	<3.0	14,000	3,400	1,400	1,200	<3.0	470	420	1,400			<3.0	<3.0	<3.0	<3.0	<3.0
Phenol	6000	1200				<3.0	<3.0	<3.0	<3.0									<3.0		<3.0
Total Phenols			-	12	0	15,900	3,400	1,400	1,200	0	470	420	1,400	-	-	0	0	0	0	0

NOTES:
 Units are in µg/L unless otherwise noted.
 Bold values indicate value above the PAL.
 Bold and boxed values indicate value above the ES.
B = Analyte detected in the associated Method Blank
J = estimated value.
Q = laboratory control sample outside acceptance limits.
M = matrix spike and/or spike duplicate recovery outside acceptance limits.
V = raised Quantitation or Reporting Limit due to limited sample amount or dilution for matrix background interference.
Y = replicate/duplicate precision outside acceptance limits.

By: T. Dushek 2/11/2021
 Checked by: A. Voit 11/24/2021

TABLE 5b

2021 Spring Groundwater Monitoring Analytical Results
April 12, 13 , 2021
Wauleco, Inc. - Wausau Facility
Wausau, Wisconsin

Sample ID	ES	PAL	W11	W12	W14	W16	W21	W22	W26R	W27	W27 Duplicate	W29R	W32
Phenols													
Pentachlorophenol	1	0.1	270	<3.0	<3.0	<3.0	<3.0	1,900	500	1,800	1,900	43	<3.0
Total Phenols			270	0	0	0	0	1900	500	1800	1,900	43	0

NOTES:

Units are in µg/L unless otherwise noted.

Bold values indicate value above the PAL.

Bold and boxed values indicate value above the ES.

J = estimated value.**Q** = laboratory control sample outside acceptance limits.**M** = matrix spike and/or spike duplicate recovery outside acceptance limits.**V** = raised Quantitation or Reporting Limit due to limited sample amount or dilution for matrix background interference.**Y** = replicate/duplicate precision outside acceptance limits.

Prepared by: T. Dushek, 7/20/2021

Checked by: A. Voit, 11/24/2021

TABLE 5c

2021 Summer Groundwater Monitoring Analytical Results
 July 6-8, 12-14, 2021
 Wauleco, Inc. - Wausau Facility
 Wausau, Wisconsin

Sample ID	ES	PAL	W02	W02 Duplicate	W03A	W03A Duplicate	W03B	W06R	W08	W09	W10A	W10A Duplicate	W10B	W11	W12	W13	W14	W16	W17	W18	W21	W22
Indicators																						
Total sulfate (mg/L)	250	125			2.5	2		38	20		4	3.8		8.2	18	33		22	3.4	15.0		10
Nitrate nitrogen (mg/L)	10	2	1.7	1.7	<0.12	<0.12	3.4	0.98	4.5	0.13	<0.12	<0.12	0.50	2	5.2	1.1		4.2	<0.12	0.94	0.77	1.9
Total organic carbon (mg/L)	None	None			7.1	6.9		6.3	<0.4		7.6	5.7		1.2	0.60	3.5		1.2	2.7	1.10		8.1
Dissolved iron	300	150			1,880	2,070		<36	<36		2,100	2,100		<36	<36	<36		<36	376	<36		573
Dissolved manganese	50	25			1,540	1,730		219	<1.4		3,790	3,840		386	<1.4	<1.4		7.1	405	<1.4		1620
Dissolved mercury	2	0.2	<0.020	<0.020	<0.020	<0.020	<0.020	<0.020	<0.020	<0.020	0.025	<0.020	<0.020	<0.020	<0.020	<0.020		<0.020	<0.020	<0.020	<0.020	0.023
TPH as mineral spirits	None	None	4000	2,900	16,000	23,000	<34 Q	590	<35	<59 Q	1,500	1,700	<34	<33	<35	<32 Q		<31	1800 Q	<32	<34	1,400
Phenols																						
2,3,4,6-Tetrachlorophenol	None	None	49 Q	42 Q	<3 Q	30 Q	<3.0	95 Q	<3.0	<3.0	<3.0 Q	<3.0 Q	2.9	<3.0 Q	<3.0	<3.0		<3.0	<3.0	<3.0	<3.0	210 Q
2,4,5-Trichlorophenol	None	None	<3.0	<3.0	<3.0	<3.0	<3.0	<3.0	<3.0	<3.0	<3.0	<3.0	<3.0	<3.0	<3.0	<3.0		<3.0	<3.0	<3.0	<3.0	<3.0
2,4,6-Trichlorophenol	None	None	<3.0	<3.0	<3.0	<3.0	<3.0	<3.0	<3.0	<3.0	<3.0	<3.0	<3.0	<3.0	<3.0	<3.0		<3.0	<3.0	<3.0	<3.0	<3.0
2,4-Dichlorophenol	None	None	<3.0	<3.0	<3.0	<3.0	<3.0	<3.0	<3.0	<3.0	<3.0	<3.0	<3.0	<3.0	<3.0	<3.0		<3.0	<3.0	<3.0	<3.0	<3.0
2,4-Dimethylphenol	None	None	<3.0	<3.0	<3.0	<3.0	<3.0	<3.0	<3.0	<3.0	<3.0	<3.0	<3.0	<3.0	<3.0	<3.0		<3.0	<3.0	<3.0	<3.0	<3.0
2,4-Dinitrophenol	None	None	<3.0	<3.0	<3.0	<3.0	<3.0	<3.0	<3.0	<3.0	<3.0	<3.0	<3.0	<3.0	<3.0	<3.0		<3.0	<3.0	<3.0	<3.0	<3.0
2,6-Dichlorophenol	None	None	<3.0	<3.0	<3.0	<3.0	<3.0	<3.0	<3.0	<3.0	<3.0	<3.0	<3.0	<4.0	<3.0	<3.0		<3.0	<3.0	<3.0	<3.0	<3.0
2-Chlorophenol	None	None	<3.0	<3.0	<3.0	<3.0	<3.0	<3.0	<3.0	<3.0	<3.0	<3.0	<3.0	<3.0	<3.0	<3.0		<3.0	<3.0	<3.0	<3.0	<3.0
2-Methylphenol	None	None	<3.0	<3.0	<3.0	<3.0	<3.0	<3.0	<3.0	<3.0	<3.0	<3.0	<3.0	<3.0	<3.0	<3.0		<3.0	<3.0	<3.0	<3.0	<3.0
2-Nitrophenol	None	None	<3.0	<3.0	<3.0	<3.0	<3.0	<3.0	<3.0	<3.0	<3.0	<3.0	<3.0	<3.0	<3.0	<3.0		<3.0	<3.0	<3.0	<3.0	<3.0
3- and 4-Methylphenol	None	None	<3.0	<3.0	<3.0	<3.0	<3.0	<3.0	<3.0	<3.0	<3.0	<3.0	<3.0	<3.0	<3.0	<3.0		<3.0	<3.0	<3.0	<3.0	<3.0
4,6-Dinitro-2-methylphenol	None	None	<3.0	<3.0	<3.0	<3.0	<3.0	<3.0	<3.0	<3.0	<3.0	<3.0	<3.0	<3.0	<3.0	<3.0		<3.0	<3.0	<3.0	<3.0	<3.0
4-Chloro-3-methylphenol	None	None	<3.0	<3.0	<3.0	<3.0	<3.0	<3.0	<3.0	<3.0	<3.0	<3.0	<3.0	<3.0	<3.0	<3.0		<3.0	<3.0	<3.0	<3.0	<3.0
4-Nitrophenol	None	None	<3.0	<3.0	<3.0	<3.0	<3.0	<3.0	<3.0	<3.0	<3.0	<3.0	<3.0	<3.0	<3.0	<3.0		<3.0	<3.0	<3.0	<3.0	<3.0
Pentachlorophenol	1	0.1	700	690	210	400	9	1200	<3.0	<3.0	80	90	13	130	<3.0	<3.0	<3.0	<3.0	15	<3.0	<3.0	2600
Phenol	2000	400	<3.0	<3.0	<3.0	<3.0	<3.0	<3.0	<3.0	<3.0	<3.0	<3.0	<3.0	<3.0	<3.0	<3.0		<3.0	<3.0	<3.0	<3.0	<3.0
Total Phenols			749	732	210	430	9	1295	0	0	80	90	15.9	130	0	0	0	0	15	0	0	2810
Volatile Organics																						
1,2,4-Trimethylbenzene	480 A	96 A	700	600	620	700	1.4	77	<0.40	1.2	440	410	5.6	<0.40	<0.40	<0.40		<0.40	6.3	<0.40	<0.40	230
Naphthalene	100	10	11 Y	11 Y	5.9 Y	6.2 Y	<0.90	<4.5 Y	<0.90	4.1	4.9 Y	4.5 Y	<0.90	<0.90 Y	<0.90	<0.90		<0.90	7.1	<0.90	<0.90	8.8 Y
m & p-Xylene	2000C	400C	13	13	19	23	<0.80	6.4	<0.80	<0.80	20	19	<0.80	<0.80	<0.80	<0.80		<0.80	1.4	<0.80	<0.80	11
o-Xylene	2000C	400C	80	79	85	96	<0.40	38	<0.40	<0.40	42	40	<0.40	<0.40	<0.40	<0.40		<0.40	7.3	<0.40	<0.40	71
Total VOCs			804	703	729.9	825.2	1.4	121.4	0	5.3	506.9	473.5	5.6	0	0	0		0	22.1	0	0	321

NOTES:
 Units are in µg/L unless otherwise noted.
 Bold values indicate value above the PAL.
 Bold and boxed values indicate value above the ES.
 A = ES and PAL for Trimethylbenzenes (1,2,4- and 1,3,5 - combined).
 B = Analyte detected in the associated Method Blank.
 C = ES and PAL for Xylene includes meta-, ortho-, and para-xylene.
 Q = laboratory control sample outside acceptance limits.
 H = analyte hold time exceeded.
 M = matrix spike and/or spike duplicate recovery outside acceptance limits.
 Y = replicate/duplicate precision outside acceptance limits.

By: T. Dushek 8/24/2021
 Checked by: A. Voit 11/24/2021

TABLE 5c

2021 Summer Groundwater Monitoring Analytical Results
 July 6-8, 12-14, 2021
 Wauleco, Inc. - Wausau Facility
 Wausau, Wisconsin

Sample ID	ES	PAL	W25	W26R	W27	W28	W29R	W32	W33	W36	W40R	W41	W44	FP02	PW17	Field Blank 01	DFOMW5	DFOMW11	DFOMW12	DFOMW12 Duplicate	W71	W72	W73	W74
Indicators																								
Total sulfate (mg/L)	250	125		4.8	8.9	13	8		6		5.9	9.7		2.1	12	<0.80							21	
Nitrate nitrogen (mg/L)	10	2	3.8	0.19	0.18	1.1	0.12	<0.12	0.67	5.7	<0.12	0.39				<0.12								
Total organic carbon (mg/L)	None	None		3.4	14	0.88	6.7		<0.4		10	23.0		8.1	11	0.86							2	
Dissolved iron	300	150		116	4,340	262	77.3		187		1430	3,160		10,500 M	5,610	<36							<36	
Dissolved manganese	50	25		196	17,100	22.3	101		1130		4,000	18,900		4,850 M	3,380	<1.4							<1.4	
Dissolved mercury	2	0.2	<0.020	<0.020	<0.020	<0.020	<0.020	<0.020	0.022	<0.020	0.021	<0.020				<0.020								
TPH as mineral spirits	None	None	<32	72 Q	2,100 Q	<33	<32 Q	<34	2900	<33	18,000	1,800		2,300	1,200	<32	180 Q				<31	<32	<34 Q	<31
Phenols																								
2,3,4,6-Tetrachlorophenol	None	None	<3.0	2.1	220	<3.0	35	<3.0	43 Q	<3.0	280 Q	42 Q				<3.0 Q								
2,4,5-Trichlorophenol	None	None	<3.0	<3.0	<3.0	<3.0	<3.0	<3.0	<3.0	<3.0	<3.0	<3.0				<3.0								
2,4,6-Trichlorophenol	None	None	<3.0	<3.0	<3.0	<3.0	<3.0	<3.0	<3.0	<3.0	<3.0	<3.0				<3.0								
2,4-Dichlorophenol	None	None	<3.0	<3.0	<3.0	<3.0	<3.0	<3.0	<3.0	<3.0	<3.0	<3.0				<3.0								
2,4-Dimethylphenol	None	None	<3.0	<3.0	<3.0	<3.0	<3.0	<3.0	<3.0	<3.0	<3.0	<3.0				<3.0								
2,4-Dinitrophenol	None	None	<3.0	<3.0	<3.0	<3.0	<3.0	<3.0	<3.0	<3.0	<3.0	<3.0				<3.0								
2,6-Dichlorophenol	None	None	<3.0	<3.0	<3.0	<3.0	<3.0	<3.0	<3.0	<3.0	<3.0	<3.0				<3.0								
2-Chlorophenol	None	None	<3.0	<3.0	<3.0	<3.0	<3.0	<3.0	<3.0	<3.0	<3.0	<3.0				<3.0								
2-Methylphenol	None	None	<3.0	<3.0	<3.0	<3.0	<3.0	<3.0	<3.0	<3.0	<3.0	<3.0				<3.0								
2-Nitrophenol	None	None	<3.0	<3.0	<3.0	<3.0	<3.0	<3.0	<3.0	<3.0	<3.0	<3.0				<3.0								
3- and 4-Methylphenol	None	None	<3.0	<3.0	<3.0	<3.0	<3.0	<3.0	<3.0	<3.0	<3.0	<3.0				<3.0								
4,6-Dinitro-2-methylphenol	None	None	<3.0	<3.0	<3.0	<3.0	<3.0	<3.0	<3.0	<3.0	<3.0	<3.0				<3.0								
4-Chloro-3-methylphenol	None	None	<3.0	<3.0	<3.0	<3.0	<3.0	<3.0	<3.0	<3.0	<3.0	<3.0				<3.0								
4-Nitrophenol	None	None	<3.0	<3.0	<3.0	<3.0	<3.0	<3.0	<3.0	<3.0	<3.0	<3.0				<3.0								
Pentachlorophenol	1	0.1	4.5	39	2,900	<3.0	78	<3.0	340	19	3,200	760	5,000			<3.0	1.7	1700	660	600	<3.0	<3.0	1.8	<3.0
Phenol	2000	400	<3.0	<3.0	<3.0	<3.0	<3.0	<3.0	<3.0	<3.0	<3.0	<3.0				<3.0								
Total Phenols			4.5	41.1	3,120	0	113	0	383	19	3,480	802	5,000			0	1.7	1700	660	600	0	0	1.8	0
Volatile Organics																								
1,2,4-Trimethylbenzene	480 A	96 A	1.3	2.1	26	<0.40	<0.40	<0.40	48	<0.40	510	150				<0.40	2.6				<0.40	<0.40	<0.40	<0.40
Naphthalene	100	10	<0.90	2	4.8	<0.90	<0.90	<0.90	2.3	<0.90	53	21 Y				<0.90 Y	12				<0.90	<0.90	<0.90	<0.90
m & p-Xylene	2000C	400C	<0.80	<0.80	27	<0.80	<0.80	<0.80	2.1	<0.80	21	<8				<0.80	<0.80				<0.80	<0.80	<0.80	<0.80
o-Xylene	2000C	400C	<0.40	0.72	41	<0.40	<0.40	<0.40	18	<0.40	82	<4				<0.40	<0.40				<0.40	<0.40	<0.40	<0.40
Total VOCs			1.3	4.82	98.8	0	0	0	70.4	0	666	171				0	14.6				0	0	0	0

NOTES:
 Units are in µg/L unless otherwise noted.
 Bold values indicate value above the PAL.
 Bold and boxed values indicate value above the ES.
 A = ES and PAL for Trimethylbenzenes (1,2,4- and 1,3,5 - combined).
 B = Analyte detected in the associated Method Blank.
 C = ES and PAL for Xylene includes meta-, ortho-, and para-xylene.
 Q = laboratory control sample outside acceptance limits.
 H = analyte hold time exceeded.
 M = matrix spike and/or spike duplicate recovery outside acceptance limits.
 Y = replicate/duplicate precision outside acceptance limits.

By: T. Dushek 8/24/2021
 Checked by: A. Voit 11/24/2021

TABLE 5d

2021 Fall Groundwater Monitoring Analytical Results
October 18 , 2021
Wauleco, Inc. - Wausau Facility
Wausau, Wisconsin

Sample ID	ES	PAL	W11	W12	W14	W16	W21	W22	W26R	W27	W27 Duplicate	W29R	W32
Phenols													
Pentachlorophenol	1	0.1	300	<3.0	<3.0	<3.0	<3.0	1,000	100	1,900	2,000	4.5	<3.0
Total Phenols			300	0	0	0	0	1000	100	1900	2,000	4.5	0

NOTES:

Units are in µg/L unless otherwise noted.

Bold values indicate value above the PAL.

Bold and boxed values indicate value above the ES.

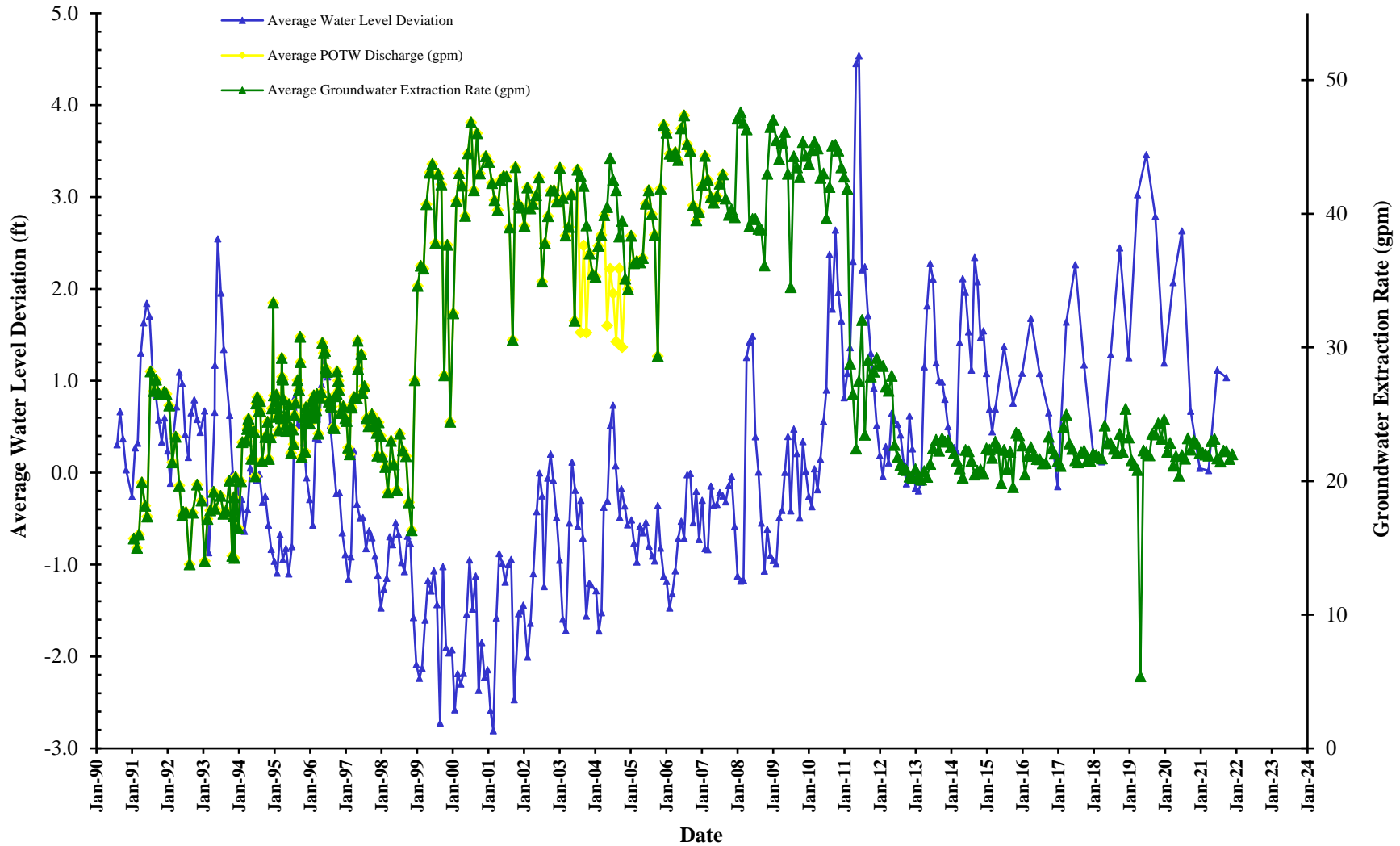
J = estimated value.**Q** = laboratory control sample outside acceptance limits.**M** = matrix spike and/or spike duplicate recovery outside acceptance limits.**V** = raised Quantitation or Reporting Limit due to limited sample amount or dilution for matrix background interference.**Y** = replicate/duplicate precision outside acceptance limits.

Prepared by: T. Dushek, 11/8/2021

Checked by: A. Voit, 11/24/2021

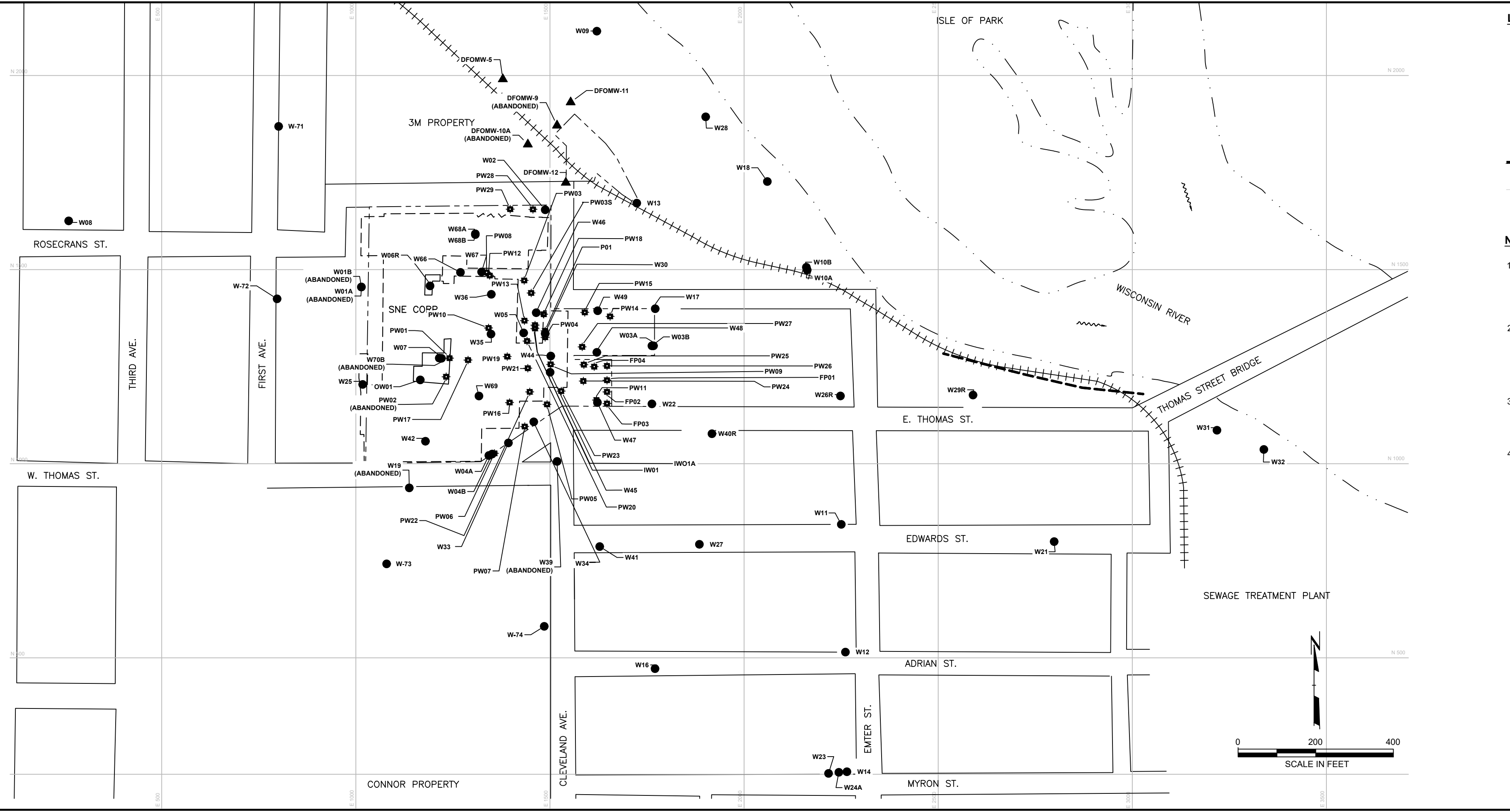
FIGURE 1

Average Groundwater Extraction Rates and Water Level Deviation Versus Time
Wauleco, Inc.
Wausau, WI



Note: The Average Groundwater Extraction Rate is a monthly average of the flow into the treatment system. The monthly average POTW discharge is less than the total extraction rate during the PPT pilot test due to the injection of treated water into IW01.

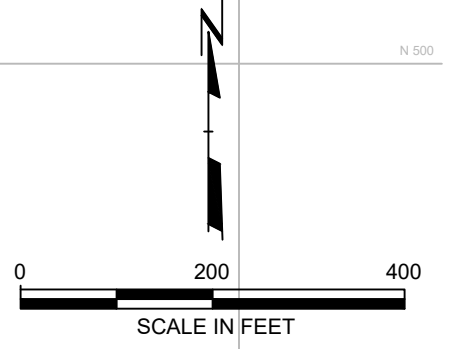
T:\04 - USER: E:\alexander - ATTACHED: 2019 WELL LOCATION Data: 189597.0011.02 SF.dwg - PLOT DATE: February 08, 2022 - 3:08PM - LAYOUT: DRAWING 2 SITE FEATURES MAP
 DRAWING NAME: M:\W\189597 - Annual 2022\0011.02 SF.dwg - PLOT DATE: February 08, 2022 - 3:08PM - LAYOUT: DRAWING 2 SITE FEATURES MAP
 Version: 2017-10-21



LEGEND

- W7 ● MONITORING WELL LOCATION AND NUMBER
- PW12 ■ EXTRACTION WELL LOCATION AND NUMBER
- DFOMW-9 ▲ (3M) GROUNDWATER MONITORING WELL AND NUMBER
- APPROXIMATE PROPERTY LINE
- FORMER BUILDING OUTLINE
- APPROXIMATE LOCATION OF SHEET PILE WALL

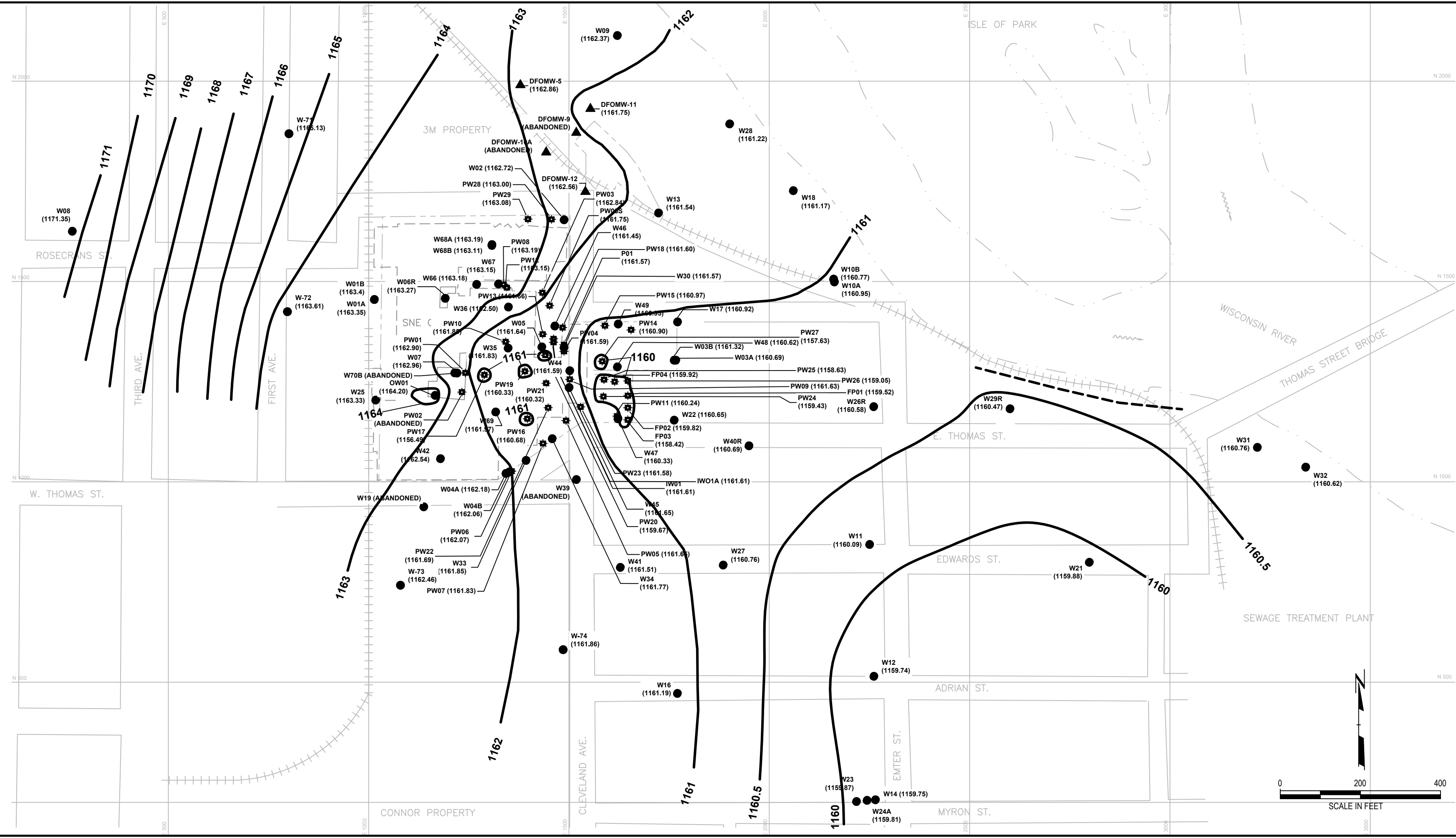
- NOTES**
1. WAULECO WELLS PW02 AND W70B WERE ABANDONED ON 7/21/16 DURING SOIL MOUND REMOVAL ACTIVITIES BY TRC. 3M WELLS DFOMW9 AND DFOMW10A WERE ABANDONED BY 3M IN THE SUMMER OF 2015.
 2. WAULECO WELLS W19 AND W39 WERE ABANDONED ON 3/28/19 PRIOR TO THOMAS STREET RECONSTRUCTION. WELLS W26, W29, AND W40 WERE ALSO ABANDONED ON 3/28/19, WITH REPLACEMENT WELLS W26R, W29R, AND W40R INSTALLED ON 6/24/19.
 3. THE CITY OF WAUSAU INSTALLED A STEEL SHEET PILING WALL IN 2020 TO REPLACE A ROCK WALL ON THE WISCINSIN RIVER BANK LOCATED WEST OF THE THOMAS STREET BRIDGE.
 4. WAULECO WELLS W1A AND W1B WERE ABANDONED ON 6/29/21 AND 6/30/21 DUE TO THE RAILROAD PROPERTY TRANSFER TO 3M.



PROJECT:		WAULECO, INC.	
		ANNUAL GROUNDWATER MONITORING REPORT	
		WAUSAU, WISCONSIN	
TITLE:			
SITE FEATURES MAP			
DRAWN BY:	E.ALEXANDER	PROJ NO.:	189597.0011
CHECKED BY:	T.DUSHEK	DRAWING 2	
APPROVED BY:	K.QUINN		
DATE:	JANUARY 2022		
FILE NO.:		189597.0011.02 SF.dwg	

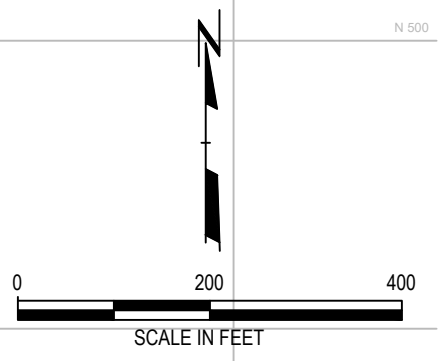
708 Heartland Trail
Suite 3000
Madison, WI 53717
Phone: 608.826.3600

1164 - USER: E:\enviro - ATTACHED FILES - Drawings - JAN 2021 - 189597 - 0011.03 - WT JAN 20.dwg -- LAYOUT: WATER TABLE MAP (JANUARY 3, 2021)
 DRAWING NAME: M:\waualeco\189597 - Annual 2020\011.03\WT JAN 20.dwg -- PLOT DATE: February 08, 2022 - 3:08PM -- LAYOUT: WATER TABLE MAP (JANUARY 3, 2021)
 Version: 2017-10-21



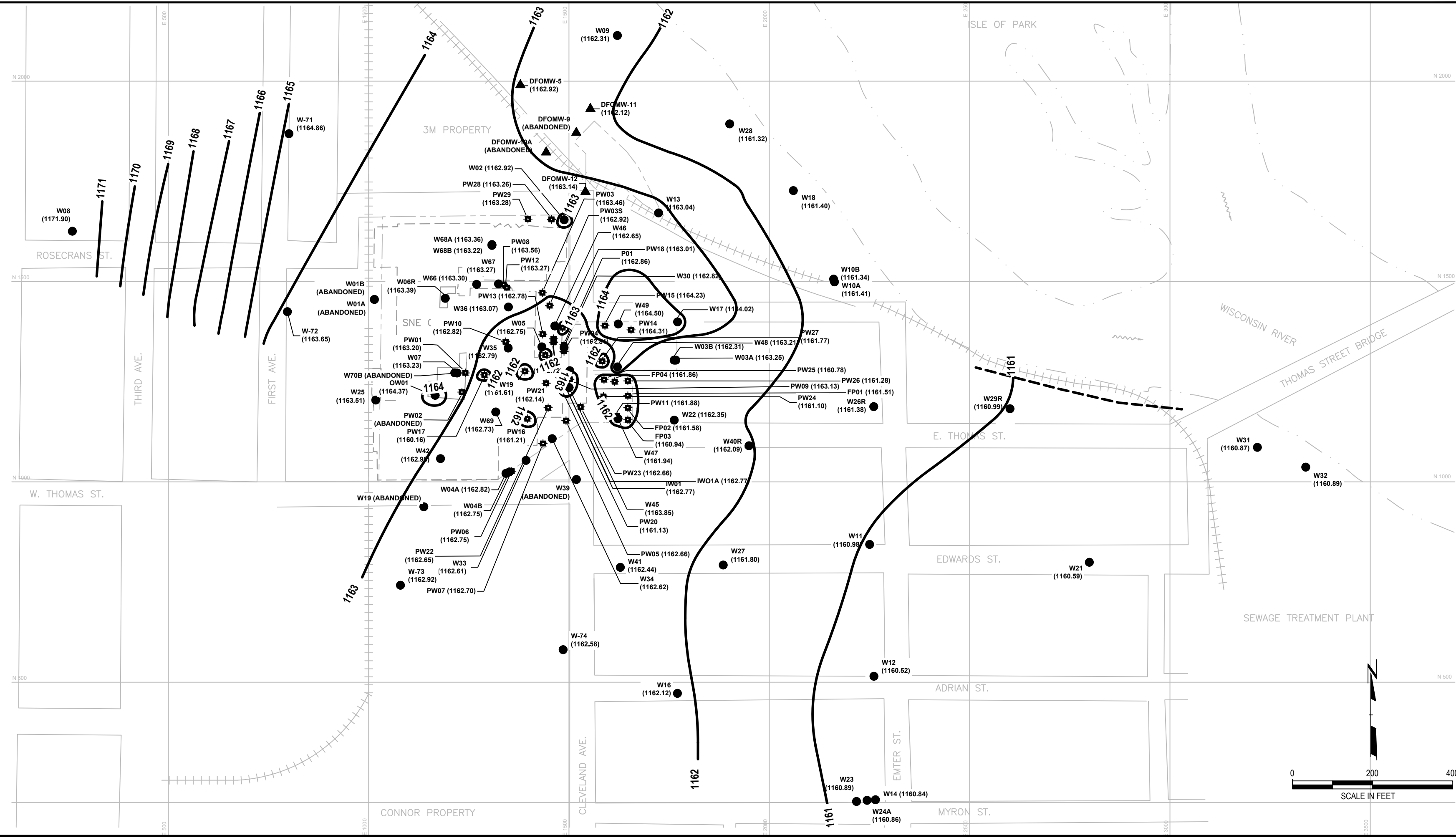
- LEGEND**
- W17 ● (1162.42) MONITORING WELL LOCATION, NUMBER AND WATER TABLE ELEVATION
 - PW12 ■ (1164.12) EXTRACTION WELL LOCATION, NUMBER AND WATER TABLE ELEVATION
 - APPROXIMATE PROPERTY LINE
 - - - - - FORMER BUILDING OUTLINE
 - 1161— WATER TABLE ELEVATION CONTOUR
 - ▲ DFOMW-5 3M GROUNDWATER MONITORING WELL
 - - - - - APPROXIMATE LOCATION OF SHEET PILE WALL

- NOTES**
1. BASE MAP DEVELOPED FROM DRAWING A107250-1 OF THE SEPTEMBER 1992 SEMI-ANNUAL GROUNDWATER MONITORING REPORT BY KEYSTONE ENVIRONMENTAL, MWH DRAWING 2082658.302160101-B1, AND 3M WELLS LOCATION BASED ON 3M MAPS.
 2. WATER ELEVATIONS OBTAINED BY TRC ON JANUARY 3, 2021. ON THIS DATE, THE PUMPING RATE OF THE GROUNDWATER EXTRACTION SYSTEM WAS APPROXIMATELY 25.5 GPM.
 3. WAULECO WELLS PW02 AND W70B WERE ABANDONED ON 7/21/16 DURING SOIL MOUND REMOVAL ACTIVITIES BY TRC. 3M WELLS DFOMW9 AND DFOMW10A WERE ABANDONED BY 3M IN THE SUMMER OF 2015.
 4. WAULECO WELLS W19 AND W39 WERE ABANDONED ON 3/28/19 PRIOR TO THOMAS STREET RECONSTRUCTION. WELLS W26, W29, AND W40 WERE ALSO ABANDONED ON 3/28/19, WITH REPLACEMENT WELLS W26R, W29R, AND W40R INSTALLED ON 6/24/19.
 5. THE CITY OF WAUSAU INSTALLED A STEEL SHEET PILING WALL IN 2020 TO REPLACE A ROCK WALL ON THE WISCONSIN RIVER BANK LOCATED WEST OF THE THOMAS STREET BRIDGE.
 6. WAULECO WELLS W1A AND W1B WERE ABANDONED ON 6/29/21 AND 6/30/21 DUE TO THE RAILROAD PROPERTY TRANSFER TO 3M.



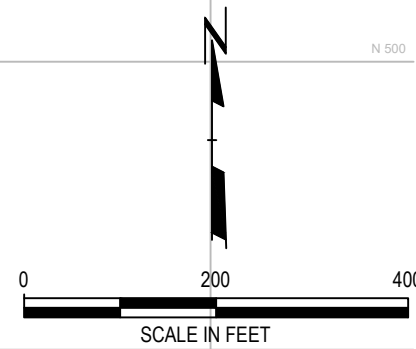
PROJECT:		WAULECO, INC.	
ANNUAL GROUNDWATER MONITORING REPORT		WAUSAU, WISCONSIN	
TITLE:			
WATER TABLE MAP			
(JANUARY 3 2021)			
DRAWN BY: E.ALEXANDER	PROJ NO.: 189597.0011		
CHECKED BY: T.DUSHEK			
APPROVED BY: K.QUINN	DRAWING 3		
DATE: JANUARY 2022			
		708 Heartland Trail Suite 3000 Madison, WI 53717 Phone: 608.826.3600	
FILE NO.:		189597.0011.03.WT.JAN.20.dwg	

1164 - USER: E:\envanter - ATTACHED XREFS - Summary - July 2021 - WT.dwg - ATTACHED IMAGES
 DRAWING NAME: M:\wauleco\189597 - Annual 2022\0111_189597\001104.WT July 20.dwg --- PLOT DATE: February 08, 2022 - 3:08PM --- LAYOUT: WATER TABLE MAP (JULY 2 2021)
 Version: 2017-10-21

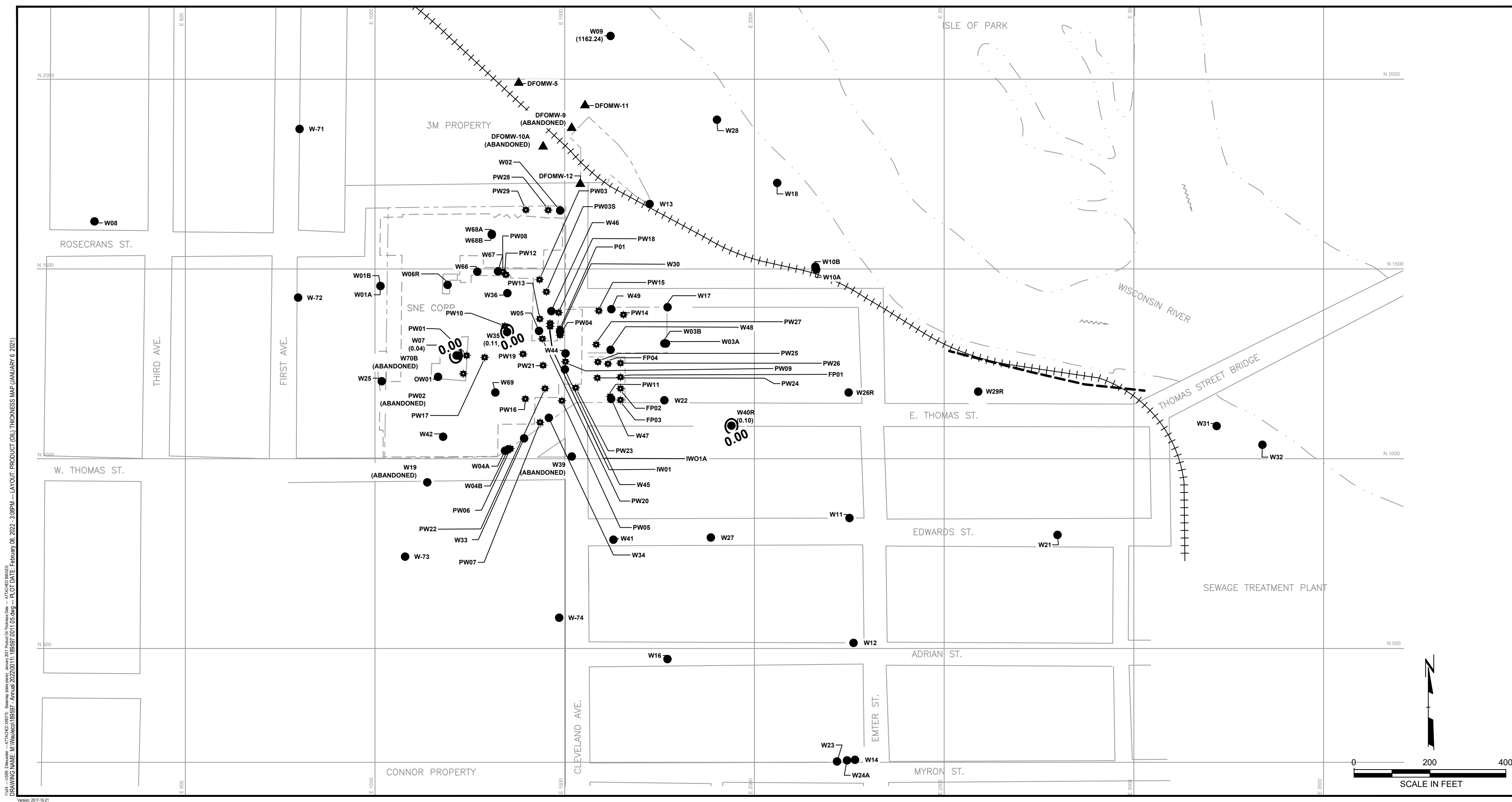


- LEGEND**
- W17 ● (1162.42) MONITORING WELL LOCATION, NUMBER AND WATER TABLE ELEVATION
 - PW12 ■ (1164.12) EXTRACTION WELL LOCATION, NUMBER AND WATER TABLE ELEVATION
 - APPROXIMATE PROPERTY LINE
 - - - FORMER BUILDING OUTLINE
 - 1161— WATER TABLE ELEVATION CONTOUR
 - DFOMW-5 ▲ 3M GROUNDWATER MONITORING WELL
 - - - APPROXIMATE LOCATION OF SHEET PILE WALL

- NOTES**
- BASE MAP DEVELOPED FROM DRAWING A107250-1 OF THE SEPTEMBER 1992 SEMI-ANNUAL GROUNDWATER MONITORING REPORT BY KEYSTONE ENVIRONMENTAL, MWH DRAWING 2082658.302160101-B1, AND 3M WELLS LOCATION BASED ON 3M MAPS.
 - WATER ELEVATIONS OBTAINED BY TRC ON JULY 2, 2021. ON THIS DATE, THE PUMPING RATE OF THE GROUNDWATER EXTRACTION SYSTEM WAS APPROXIMATELY 20.8 GPM.
 - WAULECO WELLS PW02 AND W70B WERE ABANDONED ON 7/21/16 DURING SOIL MOUND REMOVAL ACTIVITIES BY TRC. 3M WELLS DFOMW9 AND DFOMW10A WERE ABANDONED BY 3M IN THE SUMMER OF 2015.
 - WAULECO WELLS W19 AND W39 WERE ABANDONED ON 3/28/19 PRIOR TO THOMAS STREET RECONSTRUCTION. WELLS W26, W29, AND W40 WERE ALSO ABANDONED ON 3/28/19, WITH REPLACEMENT WELLS W26R, W29R, AND W40R INSTALLED ON 6/24/19.
 - THE CITY OF WAUSAU INSTALLED A STEEL SHEET PILING WALL IN 2020 TO REPLACE A ROCK WALL ON THE WISCONSIN RIVER BANK LOCATED WEST OF THE THOMAS STREET BRIDGE.
 - WAULECO WELLS W1A AND W1B WERE ABANDONED ON 6/29/21 AND 6/30/21 DUE TO THE RAILROAD PROPERTY TRANSFER TO 3M.



PROJECT:		WAULECO, INC.	
		ANNUAL GROUNDWATER MONITORING REPORT	
		WAUSAU, WISCONSIN	
TITLE:			
WATER TABLE MAP			
(JULY 2 2021)			
DRAWN BY:	E.ALEXANDER	PROJ NO.:	189597.0011
CHECKED BY:	T.DUSHEK	DRAWING 4	
APPROVED BY:	K.QUINN		
DATE:	JANUARY 2022		
		708 Heartland Trail Suite 3000 Madison, WI 53717 Phone: 608.826.3600	
FILE NO.:		189597.0011.04.WT July 20.dwg	



LEGEND

- W17 ● MONITORING WELL LOCATION AND PCP CONCENTRATION (ug/L)
- PW12 ⚙️ EXTRACTION WELL LOCATION AND NUMBER
- DFOMW-5 ▲ 3M GROUNDWATER MONITORING WELL
- - - APPROXIMATE PROPERTY LINE
- - - FORMER BUILDING OUTLINE
- 0.00— APPARENT PRODUCT THICKNESS CONTOUR (DASHED WHERE INFERRED)
- - - - - APPROXIMATE LOCATION OF SHEET PILE WALL

- NOTES**
1. BASE MAP DEVELOPED FROM DRAWING A107250-1 OF THE SEPTEMBER 1992 SEMI-ANNUAL GROUNDWATER MONITORING REPORT BY KEYSTONE ENVIRONMENTAL, MWH DRAWING 2082658.302160101-B1, AND 3M WELLS LOCATION BASED ON 3M MAPS.
 2. PRODUCT THICKNESS OBTAINED BY TRC ON JANUARY 6, 2021.
 3. ALL WELLS WITH NO PRODUCT THICKNESS VALUE INDICATES A VALUE OF "0.00".
 4. WAULECO WELLS PW02 AND W70B WERE ABANDONED ON 7/21/16 DURING SOIL MOUND REMOVAL ACTIVITIES BY TRC. 3M WELLS DFOMW9 AND DFOMW10A WERE ABANDONED BY 3M IN THE SUMMER OF 2015.
 5. WAULECO WELLS W19 AND W39 WERE ABANDONED ON 3/28/19 PRIOR TO THOMAS STREET RECONSTRUCTION. WELLS W26, W29, AND W40 WERE ALSO ABANDONED ON 3/28/19, WITH REPLACEMENT WELLS W26R, W29R, AND W40R INSTALLED ON 6/24/19.
 6. THE CITY OF WAUSAU INSTALLED A STEEL SHEET PILING WALL IN 2020 TO REPLACE A ROCK WALL ON THE WISCINSIN RIVER BANK LOCATED WEST OF THE THOMAS STREET BRIDGE.
 7. WAULECO WELLS W1A AND W1B WERE ABANDONED ON 6/29/21 AND 6/30/21 DUE TO THE RAILROAD PROPERTY TRANSFER TO 3M.

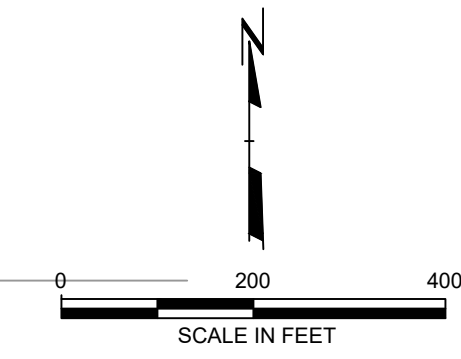
PROJECT: **WAULECO, INC.
ANNUAL GROUNDWATER MONITORING REPORT
WAUSAU, WISCONSIN**

TITLE: **PRODUCT (OIL) THICKNESS MAP
(JANUARY 6 2021)**

DRAWN BY: E.ALEXANDER	PROJ NO.: 189597.0011
CHECKED BY: T.DUSHEK	DRAWING 5
APPROVED BY: K.QUINN	
DATE: JANUARY 2022	

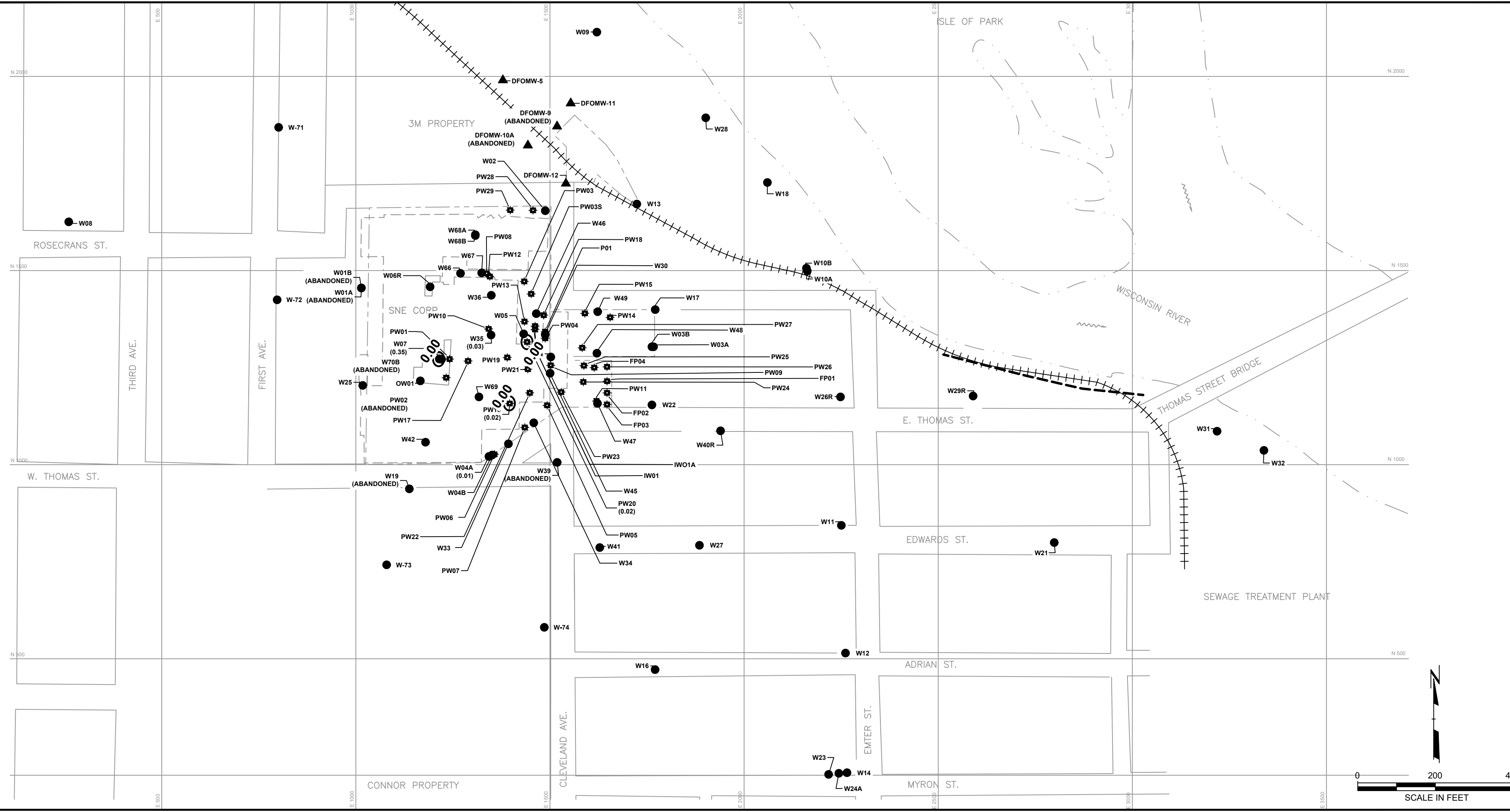
708 Heartland Trail
Suite 3000
Madison, WI 53717
Phone: 608.826.3600

FILE NO.: 189597.0011.05.dwg



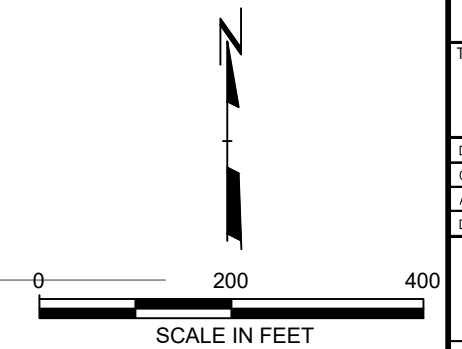
I:\04 - USER: Ealexander - ATTACHED: XREFS: Blawiege - 189597.dwg - January 2021 - Product Oil Thickness Data - ATTACHED IMAGES:
 DRAWING NAME: M:\WAULECO\189597 - Annual 2022\00111_189597\001105.dwg - PLOT DATE: February 08, 2022 - 3:08PM - LAYOUT: PRODUCT (OIL) THICKNESS MAP (JANUARY 6 2021)
 Version: 2017-10-21

I:\04 - USER: E.Alexander - ATTACHED: WREPS - Sluiceway - 189597.dwg - 2021 Product Oil Thickness Data - ATTACHED IMAGES:
 DRAWING NAME: M:\Waukeco\189597 - Annual 2022\0111_189597\001106.dwg - PLOT DATE: February 08, 2022 - 3:08PM - LAYOUT: PRODUCT (OIL) THICKNESS MAP (JULY 2 2021)
 Version: 2017-10-21

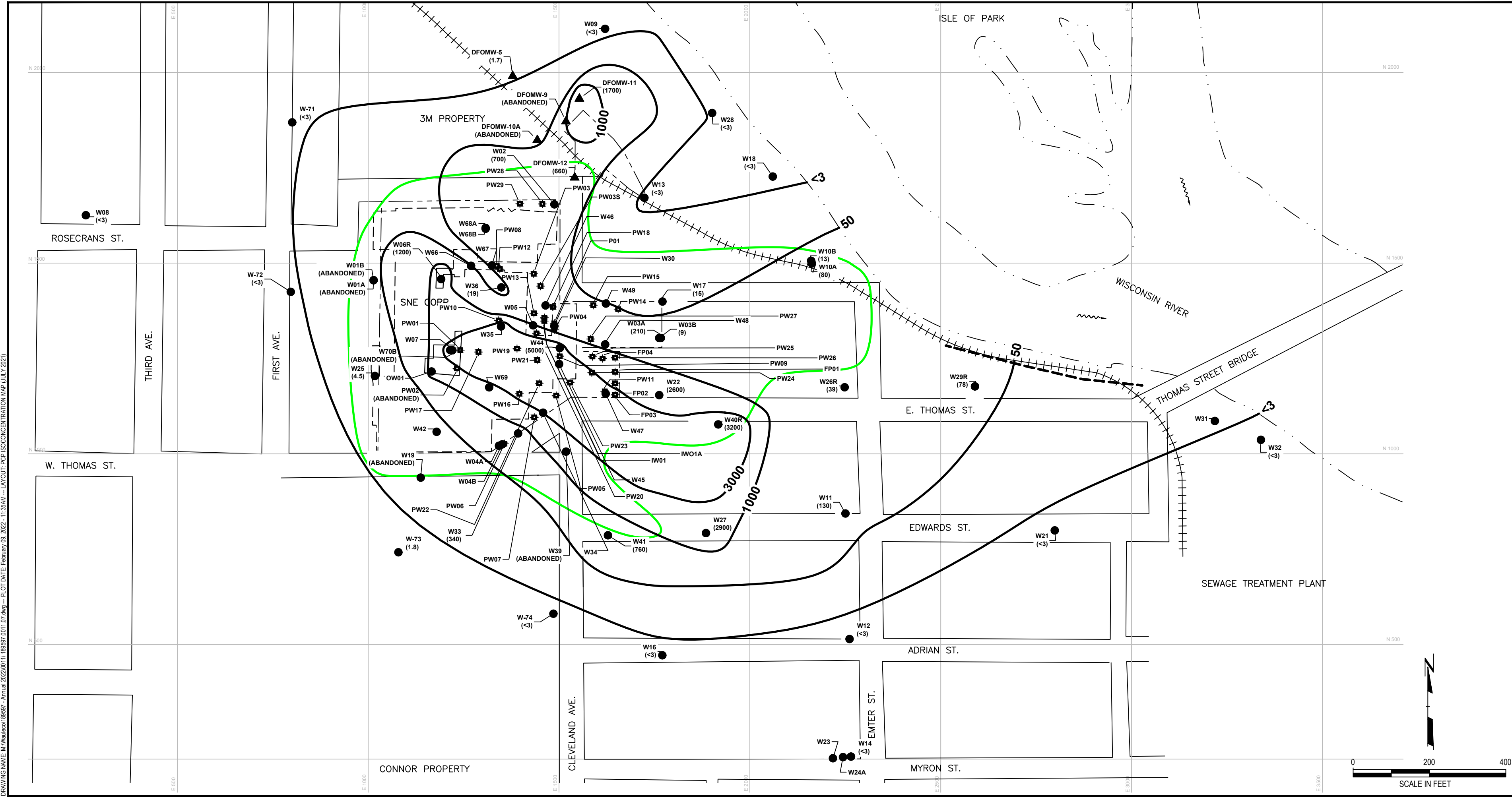


- LEGEND**
- W17 ● MONITORING WELL LOCATION
 - PW12 ⚙️ EXTRACTION WELL LOCATION AND NUMBER
 - DFOMW-5 ▲ 3M GROUNDWATER MONITORING WELL
 - APPROXIMATE PROPERTY LINE
 - - - FORMER BUILDING OUTLINE
 - 0.00— APPARENT PRODUCT THICKNESS CONTOUR (DASHED WHERE INFERRED)
 - - - - - APPROXIMATE LOCATION OF SHEET PILE WALL

- NOTES**
1. BASE MAP DEVELOPED FROM DRAWING A107250-1 OF THE SEPTEMBER 1992 SEMI-ANNUAL GROUNDWATER MONITORING REPORT BY KEYSTONE ENVIRONMENTAL, MWH DRAWING 2082658.302160101-B1, AND 3M WELLS LOCATION BASED ON 3M MAPS.
 2. PRODUCT THICKNESS OBTAINED BY TRC ON JULY 2, 2021.
 3. ALL WELLS WITH NO PRODUCT THICKNESS VALUE INDICATES A VALUE OF "0.00".
 4. WAULECO WELLS PW02 AND W70B WERE ABANDONED ON 7/21/16 DURING SOIL MOUND REMOVAL ACTIVITIES BY TRC. 3M WELLS DFOMW9 AND DFOMW10A WERE ABANDONED BY 3M IN THE SUMMER OF 2015.
 5. WAULECO WELLS W19 AND W39 WERE ABANDONED ON 3/28/19 PRIOR TO THOMAS STREET RECONSTRUCTION. WELLS W26, W29, AND W40 WERE ALSO ABANDONED ON 3/28/19, WITH REPLACEMENT WELLS W26R, W29R, AND W40R INSTALLED ON 6/24/19.
 6. THE CITY OF WAUSAU INSTALLED A STEEL SHEET PILING WALL IN 2020 TO REPLACE A ROCK WALL ON THE WISCONSIN RIVER BANK LOCATED WEST OF THE THOMAS STREET BRIDGE.
 7. WAULECO WELLS W1A AND W1B WERE ABANDONED ON 6/29/21 AND 6/30/21 DUE TO THE RAILROAD PROPERTY TRANSFER TO 3M.



PROJECT:		WAULECO, INC.	
ANNUAL GROUNDWATER MONITORING REPORT		WAUSAU, WISCONSIN	
TITLE:			
PRODUCT (OIL) THICKNESS MAP			
(JULY 2 2021)			
DRAWN BY:	E.ALEXANDER	PROJ NO.:	189597.0011
CHECKED BY:	T.DUSHEK	DRAWING 6	
APPROVED BY:	K.QUINN		
DATE:	JANUARY 2022		
		708 Heartland Trail Suite 3000 Madison, WI 53717 Phone: 608.826.3600	
FILE NO.:		189597.0011.06.dwg	



LEGEND

- W17 (15) ● MONITORING WELL LOCATION AND PCP CONCENTRATION (ug/L)
- PW12 ✳ EXTRACTION WELL LOCATION AND NUMBER
- DFOMW-5 ▲ 3M GROUNDWATER MONITORING WELL
- APPROXIMATE PROPERTY LINE
- - - FORMER BUILDING OUTLINE
- 50 — PCP ISOCONCENTRATION CONTOUR INTERVAL VARIES (DASHED WHERE INFERRED)
- OUTLINE OF RESIDUAL PHASE PRODUCT
- - - APPROXIMATE LOCATION OF SHEET PILE WALL

- NOTES**
1. BASE MAP DEVELOPED FROM DRAWING A107250-1 OF THE SEPTEMBER 1992 SEMI-ANNUAL GROUNDWATER MONITORING REPORT BY KEYSTONE ENVIRONMENTAL, MWH DRAWING 2082658.302160101-B1, AND 3M WELLS LOCATION BASED ON 3M MAPS.
 2. GROUNDWATER SAMPLES OBTAINED BY TRC ON JULY 6, 7, 8, 12, 13, 14, 2021.
 3. ANALYTE CONCENTRATIONS OBTAINED FROM LABORATORY DATA BY CT LABORATORIES, INC. IN WELL CLUSTERS THE VALUE FROM THE SHALLOWEST WELL WAS USED TO DETERMINE ISOCONCENTRATIONS FOR THE ANALYTE.
 4. THE NR140 ENFORCEMENT STANDARD (ES) FOR PCP IS 1.0 ug/L. THE NR140 PREVENTIVE ACTION LIMIT (PAL) FOR PCP IS 0.10 ug/L.
 5. WAULECO WELLS PW02 AND W70B WERE ABANDONED ON 7/21/16 DURING SOIL MOUND REMOVAL ACTIVITIES BY TRC. 3M WELLS DFOMW9 AND DFOMW10A WERE ABANDONED BY 3M IN THE SUMMER OF 2015.
 6. WAULECO WELLS W19 AND W39 WERE ABANDONED ON 3/28/19 PRIOR TO THOMAS STREET RECONSTRUCTION. WELLS W26, W29, AND W40 WERE ALSO ABANDONED ON 3/28/19, WITH REPLACEMENT WELLS W26R, W29R, AND W40R INSTALLED ON 6/24/19.
 7. WAULECO WELLS W01A AND W01B WERE ABANDONED ON 6/29/21 AND 6/30/21 DUE TO THE RAILROAD PROPERTY TRANSFER TO 3M.
 8. THE CITY OF WAUSAU INSTALLED A STEEL SHEET PILING WALL IN 2020 TO REPLACE A ROCK WALL ON THE WISCONSIN RIVER BANK LOCATED WEST OF THE THOMAS STREET BRIDGE.

PROJECT: **WAULECO, INC.**
ANNUAL GROUNDWATER MONITORING REPORT
WAUSAU, WISCONSIN

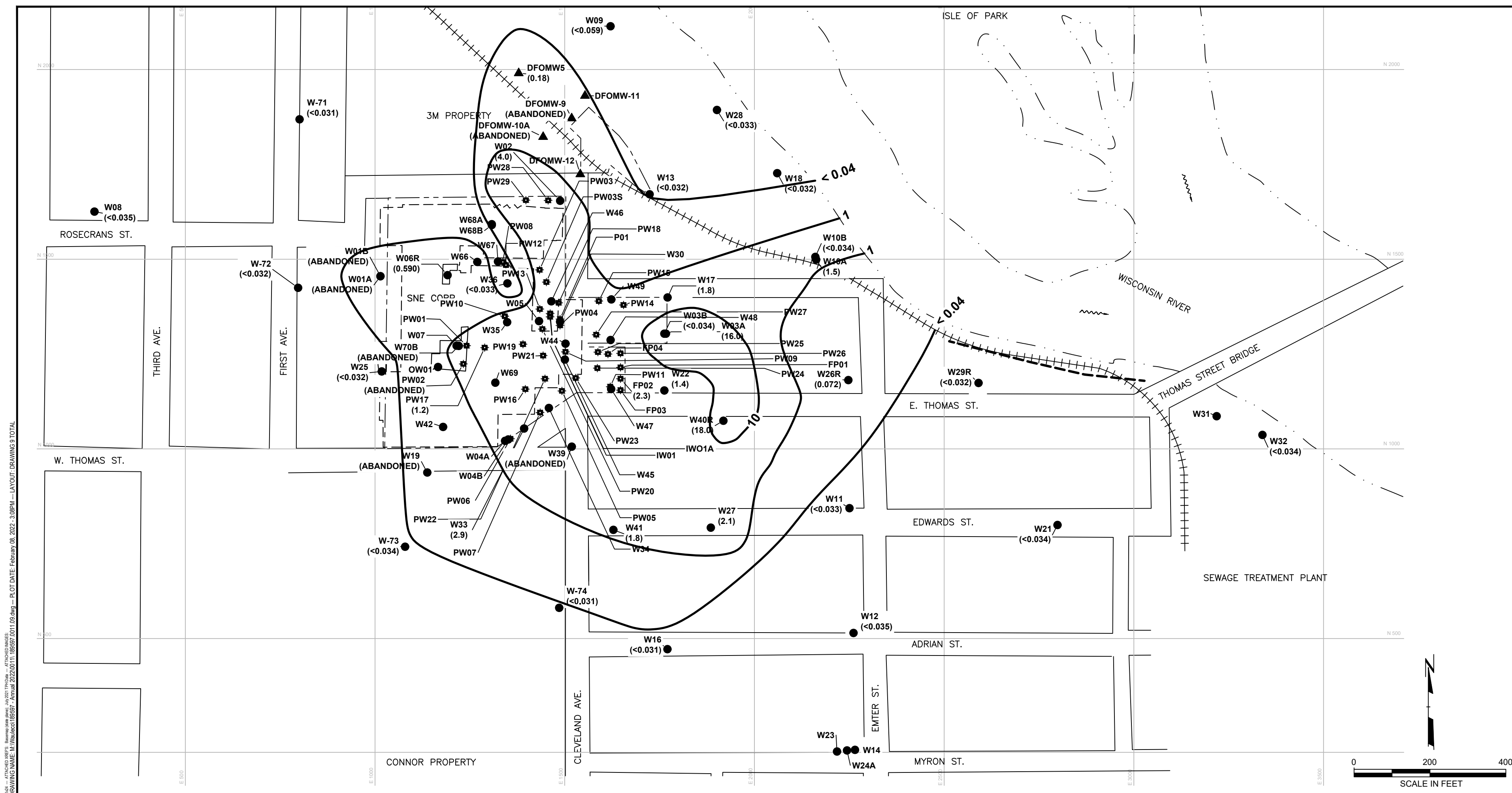
TITLE: **PCP ISOCONCENTRATION MAP**
(JULY 2021)

DRAWN BY: E.ALEXANDER	PROJ NO.: 189597.0011
CHECKED BY: T.DUSHEK	
APPROVED BY: K.QUINN	DRAWING 7
DATE: JANUARY 2022	

708 Heartland Trail
Suite 3000
Madison, WI 53717
Phone: 608.826.3600

FILE NO.: 189597.0011.07.dwg

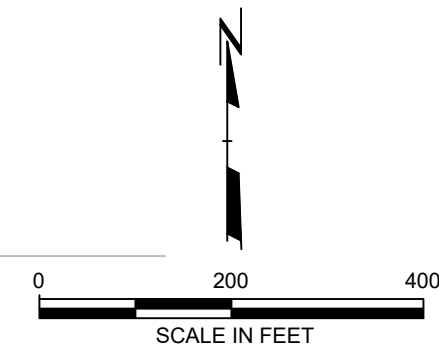
I:\04 - USR - E:\env\env - ATTACHED\REFS - Blumeng - 189597 - Annual 2021\07.dwg - PLOT DATE: February 09, 2022 - 11:35AM - LAYOUT: PCP ISOCONCENTRATION MAP (JULY 2021)
 Version: 2017-10-21

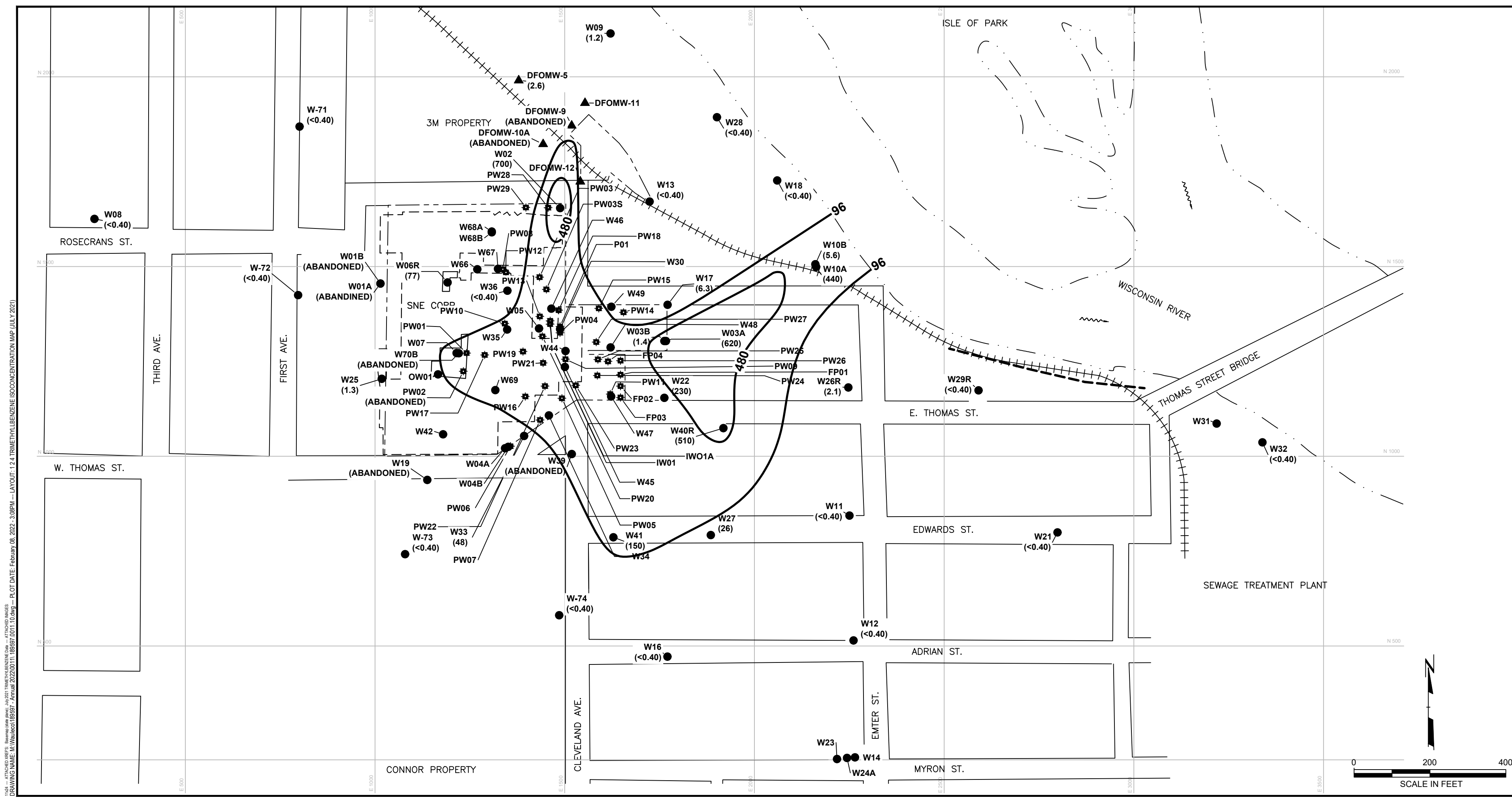


- ### LEGEND
- W17 (0.39) ● MONITORING WELL LOCATION AND TPH CONCENTRATION (mg/L)
 - PW12 ● EXTRACTION WELL LOCATION AND NUMBER
 - DFOMW-5 ▲ 3M GROUNDWATER MONITORING WELL
 - APPROXIMATE PROPERTY LINE
 - - - FORMER BUILDING OUTLINE
 - 1.0 — TPH AS MINERAL SPIRITS ISOCONCENTRATION CONTOUR (mg/L) INTERVAL VARIES (DASHED WHERE INFERRED)
 - - - APPROXIMATE LOCATION OF SHEET PILE WALL
- ### NOTES
1. BASE MAP DEVELOPED FROM DRAWING A107250-1 OF THE SEPTEMBER 1992 SEMI-ANNUAL GROUNDWATER MONITORING REPORT BY KEYSTONE ENVIRONMENTAL, MWH DRAWING 2082658.302160101-B1, AND 3M WELLS LOCATION BASED ON 3M MAPS.
 2. GROUNDWATER SAMPLES OBTAINED BY TRC ON JULY 6, 7, 8, 12, 13, 14, 2021.
 3. ANALYTE CONCENTRATIONS OBTAINED FROM LABORATORY DATA BY CT LABORATORIES, INC.
 4. IN WELL CLUSTERS THE VALUE FROM THE SHALLOWEST WELL WAS USED TO DETERMINE ISOCONCENTRATIONS FOR THE ANALYTE.
 5. WAULECO WELLS PW02 AND W70B WERE ABANDONED ON 7/21/16 DURING SOIL MOUND REMOVAL ACTIVITIES BY TRC. 3M WELLS DFOMW9 AND DFOMW10A WERE ABANDONED BY 3M IN THE SUMMER OF 2015.
 6. WAULECO WELLS W19 AND W39 WERE ABANDONED ON 3/28/19 PRIOR TO THOMAS STREET RECONSTRUCTION. WELLS W26, W29, AND W40 WERE ALSO ABANDONED ON 3/28/19, WITH REPLACEMENT WELLS W26R, W29R, AND W40R INSTALLED ON 6/24/19.
 7. THE CITY OF WAUSAU INSTALLED A STEEL SHEET PILING WALL IN 2020 TO REPLACE A ROCK WALL ON THE WISCINSIN RIVER BANK LOCATED WEST OF THE THOMAS STREET BRIDGE.
 8. WAULECO WELLS W1A AND W1B WERE ABANDONED ON 6/29/21 AND 6/30/21 DUE TO THE RAILROAD PROPERTY TRANSFER TO 3M.

PROJECT:		WAULECO, INC.	
ANNUAL GROUNDWATER MONITORING REPORT		WAUSAU, WISCONSIN	
TITLE: TOTAL PETROLEUM HYDROCARBONS (TPH) AS MINERAL SPIRITS ISOCONCENTRATION MAP (JULY 2021)			
DRAWN BY:	E.ALEXANDER	PROJ NO.:	189597.0011
CHECKED BY:	T.DUSHEK	DRAWING 9	
APPROVED BY:	K.QUINN		
DATE:	JANUARY 2022		
		708 Heartland Trail Suite 3000 Madison, WI 53717 Phone: 608.826.3600	
FILE NO.:		189597.0011.09.dwg	

I:\04 - ATTACHED FILES - Business (date plot): July 2021 TP10.dwg - ATTACHED IMAGES -
 DRAWING NAME: M:\Wauleco\189597 - Annual 2021\0111_189597_0011_09.dwg - PLOT DATE: February 08, 2022 - 3:08PM - LAYOUT: DRAWING 9 TOTAL





LEGEND

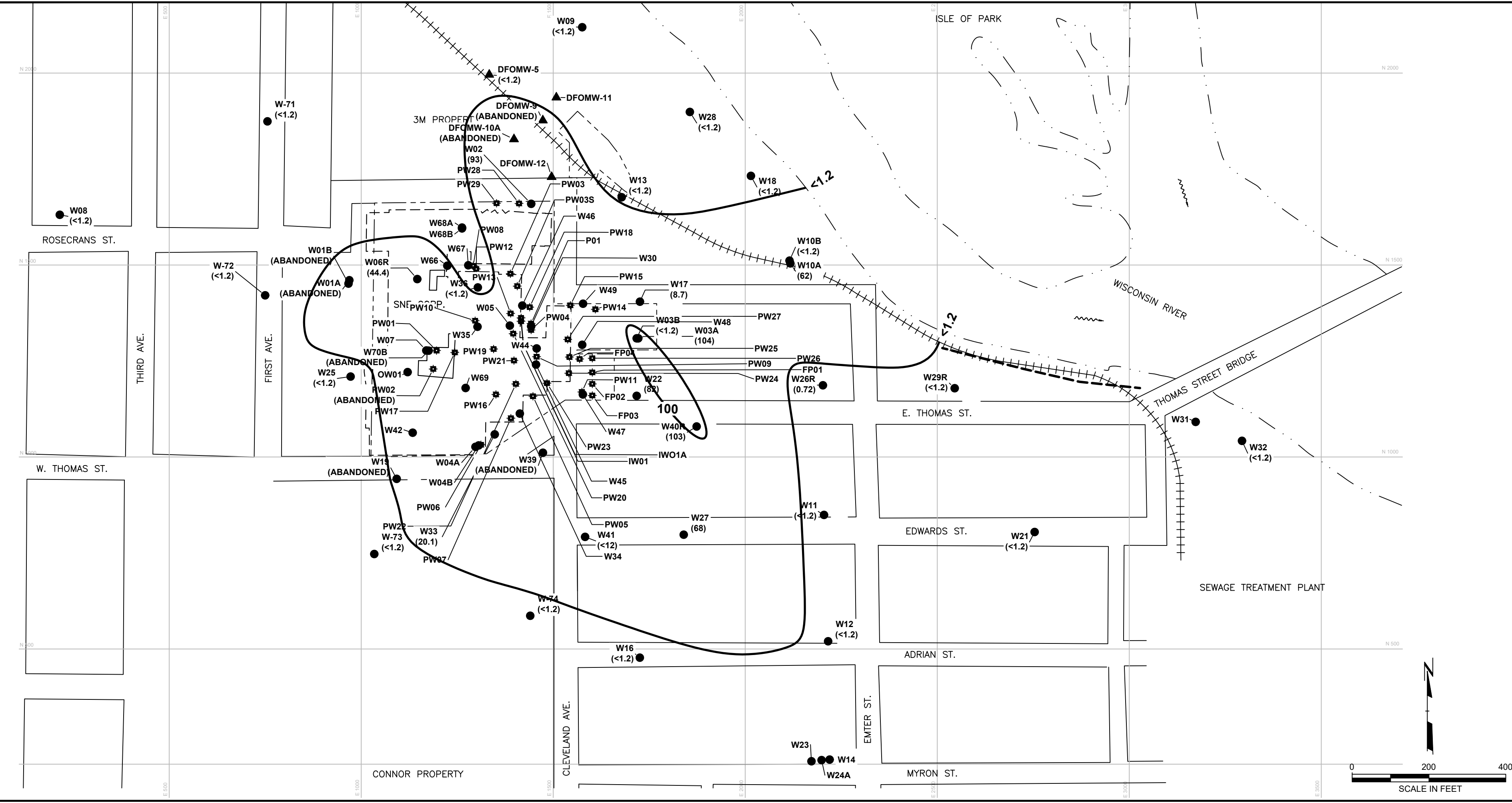
- W17 (22) MONITORING WELL LOCATION AND 1,2,4 TRIMETHYLBENZENE CONCENTRATION (ug/L)
- PW12 EXTRACTION WELL LOCATION AND NUMBER
- ▲ DFOMW-5 3M GROUNDWATER MONITORING WELL
- - - APPROXIMATE PROPERTY LINE
- - - FORMER BUILDING OUTLINE
- 480— 1,2,4 TRIMETHYLBENZENE ISOCONCENTRATION CONTOUR (ug/L) INTERVAL VARIES (DASHED WHERE INFERRED)
- - - APPROXIMATE LOCATION OF SHEET PILE WALL

- ### NOTES
1. BASE MAP DEVELOPED FROM DRAWING A107250-1 OF THE SEPTEMBER 1992 SEMI-ANNUAL GROUNDWATER MONITORING REPORT BY KEYSTONE ENVIRONMENTAL, MWH DRAWING 2082658.302160101-B1, AND 3M WELLS LOCATION BASED ON 3M MAPS.
 2. GROUNDWATER SAMPLES OBTAINED BY TRC ON JULY 6, 7, 8, 12, 13, 14, 2021.
 3. ANALYTE CONCENTRATIONS OBTAINED FROM LABORATORY DATA BY CT LABORATORIES, INC.
 4. IN WELL CLUSTERS THE VALUE FROM THE SHALLOWEST WELL WAS USED TO DETERMINE ISOCONCENTRATIONS FOR THE ANALYTE.
 5. THE NR140 ENFORCEMENT STANDARD (ES) FOR TOTAL TRIMETHYLBENZENES IS 480 ug/L. THE NR140 PREVENTIVE ACTION LIMIT (PAL) FOR TOTAL TRIMETHYLBENZENES IS 96 ug/L.
 6. WAULECO WELLS PW02 AND W70B WERE ABANDONED ON 7/21/16 DURING SOIL MOUND REMOVAL ACTIVITIES BY TRC. 3M WELLS DFOMW9 AND DFOMW10A WERE ABANDONED BY 3M IN THE SUMMER OF 2015.
 7. WAULECO WELLS W19 AND W39 WERE ABANDONED ON 3/28/19 PRIOR TO THOMAS STREET RECONSTRUCTION. WELLS W26, W29, AND W40 WERE ALSO ABANDONED ON 3/28/19, WITH REPLACEMENT WELLS W26R, W29R, AND W40R INSTALLED ON 6/24/19.
 8. THE CITY OF WAUSAU INSTALLED A STEEL SHEET PILING WALL IN 2020 TO REPLACE A ROCK WALL ON THE WISCONSIN RIVER BANK LOCATED WEST OF THE THOMAS STREET BRIDGE.
 9. WAULECO WELLS W1A AND W1B WERE ABANDONED ON 6/29/21 AND 6/30/21 DUE TO THE RAILROAD PROPERTY TRANSFER TO 3M.

PROJECT:		WAULECO, INC.	
		ANNUAL GROUNDWATER MONITORING REPORT	
		WAUSAU, WISCONSIN	
TITLE:			
1 2 4 TRIMETHYLBENZENE			
ISOCONCENTRATION MAP (JULY 2021)			
DRAWN BY:	E.ALEXANDER	PROJ NO.:	189597.0011
CHECKED BY:	T.DUSHEK	DRAWING 10	
APPROVED BY:	K.QUINN		
DATE:	JANUARY 2022		
		708 Heartland Trail Suite 3000 Madison, WI 53717 Phone: 608.826.3600	
FILE NO.:		189597.0011.10.dwg	

1104 - ATTACHED XREFS: Baume & Mercier (date stamp: July 2021) TRIMETHYLBENZENE (ug/L) - ATTACHED IMAGES
 DRAWING NAME: M:\Wauleco\189597 - Annual 2021\0011.10.dwg - PLOT DATE: February 08, 2022 - 3:08PM - LAYOUT: 1 2 4 TRIMETHYLBENZENE ISOCONCENTRATION MAP (JULY 2021)

1104 - ATTACHED XREFS: Baume & Mercier (data only); July 2021 XYLENE Data - ATTACHED IMAGES; DRAWING NAME: M:\Wauleco\189597 - Annual 2022\0011.11.dwg - PLOT DATE: February 08, 2022 - 3:08PM - LAYOUT: TOTAL XYLENE ISOCONCENTRATION MAP (JULY 2021)



LEGEND

- W17 (4.2) ● MONITORING WELL LOCATION AND TOTAL XYLENES CONCENTRATION (ug/L)
- PW12 ● EXTRACTION WELL LOCATION AND NUMBER
- DFOMW-5 ▲ 3M GROUNDWATER MONITORING WELL
- - - APPROXIMATE PROPERTY LINE
- - - FORMER BUILDING OUTLINE
- 100— XYLENE ISOCONCENTRATION CONTOUR (ug/L) INTERVAL VARIES (DASHED WHERE INFERRED)
- - - APPROXIMATE LOCATION OF SHEET PILE WALL

- NOTES**
1. BASE MAP DEVELOPED FROM DRAWING A107250-1 OF THE SEPTEMBER 1992 SEMI-ANNUAL GROUNDWATER MONITORING REPORT BY KEYSTONE ENVIRONMENTAL, MWH DRAWING 2082658.302160101-B1, AND 3M WELLS LOCATION BASED ON 3M MAPS.
 2. GROUNDWATER SAMPLES OBTAINED BY TRC ON JULY 6, 7, 8, 12, 13, 14, 2021.
 3. ANALYTE CONCENTRATIONS OBTAINED FROM LABORATORY DATA BY CT LABORATORIES, INC.
 4. IN WELL CLUSTERS THE VALUE FROM THE SHALLOWEST WELL WAS USED TO DETERMINE ISOCONCENTRATIONS FOR THE ANALYTE.
 5. THE NR140 ENFORCEMENT STANDARD (ES) FOR TOTAL XYLENES IS 2000 ug/L. THE NR140 PREVENTIVE ACTION LIMIT (PAL) FOR TOTAL XYLENES IS 400 ug/L.
 6. WAULECO WELLS PW02 AND W70B WERE ABANDONED ON 7/21/16 DURING SOIL MOUND REMOVAL ACTIVITIES BY TRC. 3M WELLS DFOMW9 AND DFOMW10A WERE ABANDONED BY 3M IN THE SUMMER OF 2015.
 7. WAULECO WELLS W19 AND W39 WERE ABANDONED ON 3/28/19 PRIOR TO THOMAS STREET RECONSTRUCTION. WELLS W26, W29, AND W40 WERE ALSO ABANDONED ON 3/28/19, WITH REPLACEMENT WELLS W26R, W29R, AND W40R INSTALLED ON 6/24/19.
 8. THE CITY OF WAUSAU INSTALLED A STEEL SHEET PILING WALL IN 2020 TO REPLACE A ROCK WALL ON THE WISCONSIN RIVER BANK LOCATED WEST OF THE THOMAS STREET BRIDGE.
 9. WAULECO WELLS W1A AND W1B WERE ABANDONED ON 6/29/21 AND 6/30/21 DUE TO THE RAILROAD PROPERTY TRANSFER TO 3M.

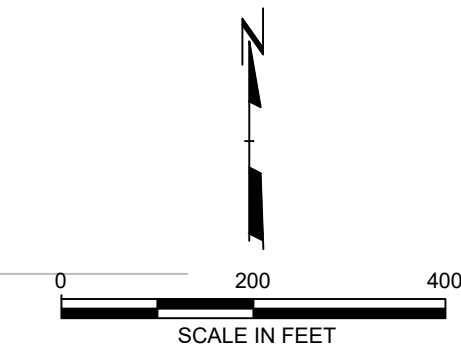
PROJECT: **WAULECO, INC.**
ANNUAL GROUNDWATER MONITORING REPORT
WAUSAU, WISCONSIN

TITLE: **TOTAL XYLENE ISOCONCENTRATION**
MAP (JULY 2021)

DRAWN BY: E.ALEXANDER	PROJ NO.: 189597.0011
CHECKED BY: T.DUSHEK	DRAWING 11
APPROVED BY: K.QUINN	
DATE: JANUARY 2022	

708 Heartland Trail
 Suite 3000
 Madison, WI 53717
 Phone: 608.826.3600

FILE NO.: 189597.0011.11.dwg



APPENDIX A

WDNR CORRESPONDENCE
MOBILE LNAPL RECOVERY SYSTEM SHUTDOWN
JANUARY AND FEBRUARY 2011

Quinn, Kenneth

From: Gutknecht, Lisa A - DNR <Lisa.Gutknecht@Wisconsin.gov>
Sent: Wednesday, February 23, 2011 10:54 AM
To: Iverson, Bruce
Cc: Brandt Bob; Crass, David A (22267); Quinn, Kenneth
Subject: RE: Wauleco: Proposed Plan to Reduce the Pumping Rate/Responses to Comments

Bruce,

You have answered my questions and the additional activities should be added to your Proposed Plan to Reduce the Pumping Rate.

We can discuss the progress of the plan at the annual meeting or at the end of the year depending on the data that you will have collected. Thanks for addressing these issues. Lisa

 *Lisa Gutknecht*

Remediation & Redevelopment Program
Wausau Service Center
Wisconsin Department of Natural Resources
5301 Rib Mountain Drive
Wausau, WI 54401

(☎) phone: (715) 359-6514

(☎) fax: (715) 355-5253

(✉) e-mail: Lisa.Gutknecht@Wisconsin.gov

From: Iverson, Bruce [mailto:Bruce.Iverson@rmtinc.com]
Sent: Friday, February 11, 2011 2:36 PM
To: Gutknecht, Lisa A - DNR
Cc: Brandt Bob; Crass, David A (22267); Quinn, Kenneth
Subject: RE: Wauleco: Proposed Plan to Reduce the Pumping Rate/Responses to Comments

Lisa:

This email responds to your questions posed during our February 3, 2010 telephone conversation which was conducted in follow-up to my January 25, 2010 email (below) regarding Wauleco's Proposed Plan to Reduce the Pumping Rate. Specifically, you had two questions:

1. How will this change affect the checking for the presence of residual product in wells?
Response: As we've discussed throughout the years and most recently at the 2010 Annual Meeting, when the project moves to the natural attenuation phase, there will be some residual product left on site. At present, the volume of free phase product is small, especially when compared to historic volumes and the volume that has been removed. In addition, we have shown that measuring the apparent product is not the best indicator of actual residual product present at the site. Indeed, the apparent product at several wells has been shown to be a relic from historic presence of free product. While the free product has been removed, the relic, apparent free product remained in some wells. For example, at last year's Annual Meeting, we discussed results of the free product assessment at wells W3A, W40, and W22 that showed no apparent free product remains in the aquifer at these locations. Since that time and per my 11-

18-2010 email that presented the plan for additional free product assessment (November 2010 Product Plan), we have continued removing apparent product from wells and have seen additional improvement. In summary, we are observing the following:

- a. There are currently no off-site monitoring wells with free phase product. Therefore, the reduced pumping will not impact free phase product at off-site monitoring wells.
 - b. Over the last 15 months at on-site monitoring wells W2, W3A, W6R, W42, and W47, the product has been removed using absorbent socks and has not reappeared. There are currently three on-site wells (W4A, W7, and W35) that have had product re-accumulate after bailing and use of absorbent socks. The product has been bailed again, and use of the absorbent socks will continue.
 - c. In summary, there is relatively little free phase product remaining that could go into residual phase with the reduced pumping rate. Per our telephone conversation on December 13, 2010, once the reduced pumping rate is changed, Wauleco will implement the November 2010 Product Plan for pumping wells.
2. Because we are changing conditions, is more monitoring in wells down-gradient of the site needed to see assess groundwater concentrations?

Response: Wauleco proposes to perform quarterly groundwater monitoring at the site for 2011. In addition, to the groundwater monitoring currently being performed during January and July, Wauleco will perform groundwater monitoring in 2011 during: 1) the end of March/beginning of April; and 2) the end of September/beginning of October. This additional monitoring will include the following:

- a. Collect samples at off-site wells W10A, W13, W19, W22, W26, W28, W39, and W41
- b. Analyze samples for PCP.
- c. Report and evaluate results in 2011 Annual Groundwater Monitoring Report that will be prepared and submitted in early 2012. Recommendations for continuing or discontinuing this monitoring will be included in the 2011 Annual Groundwater Monitoring Report.

If you have any questions or comments regarding these responses, please contact us. Thanks, Bruce

Bruce Iverson, Director of Business Development Federal Renewable Energy | **RMT** | 744 Heartland Trail
Madison WI 53717 Direct: 608.662.5269 | Cell: 608.235.4963 | Fax: 608.831.3334 | CREATING BALANCE

From: Iverson, Bruce
Sent: Tuesday, January 25, 2011 8:51 AM
To: Gutknecht, Lisa A - DNR
Cc: 'Brandt Bob'; 'Crass, David A (22267)'; Quinn, Kenneth
Subject: Wauleco: Proposed Plan to Reduce the Pumping Rate

Lisa

In follow-up to our telephone conversation this morning, as requested following is a summary of the proposed approach at Wauleco:

1. Consistent with the remediation sequence we have previously discussed, given the lack of product recovery the past two winters, typically our greatest product recovery months, and in particular these past three months were no product was recovered, we would like to turn off the product recovery system and revise the pumping rate to assess what effect it has on groundwater concentrations as part of our long term closure strategy.

2. As part of this, we will perform monthly water table elevations, similar to what is being done as part of the quarterly reports.
3. We'll continue to implement the "socks in wells" approach as presented in my 11-18-10 email to you.
4. We'll prepare water table elevation maps monthly for the first three months to demonstrate that containment is being achieved, and then quarterly to assess seasonal changes.
5. We'll provide this information in the quarterly reports, unless we see something not expected and then we'll contact you to discuss.
6. We can discuss the results as part of our Annual Meeting that we will target for May 2011 at which time we will have 3 months of results we can discuss

As we discussed, neither of us were aware of any specific approvals needed from the WDNR for Wauleco to implement this plan. However, consistent with our approach and relationship with you to date, we wanted to keep you informed of our approach. Let's plan on touching base next week after you have had a chance to review this proposed plan. In the meantime, if you have any questions, please contact me. Thanks, Bruce

Bruce Iverson, Director of Business Development Federal Renewable Energy | **RMT** | 744 Heartland Trail
Madison WI 53717 Direct: 608.662.5269 | Cell: 608.235.4963 | Fax: 608.831.3334 | CREATING BALANCE

Outgoing messages, along with any attachments, are scanned for viruses prior to sending.

NOTICE-- This email may contain confidential and privileged information for the sole use of the intended recipient. Any review or distribution by others is strictly prohibited. If you are not the intended recipient, please contact the sender immediately and delete all copies.

APPENDIX B

HISTORICAL GROUNDWATER ANALYTICAL RESULTS

- B1 Water Quality Indicators
- B2 Phenolics
- B3 Volatile Organic Compounds

B1

Water Quality Indicators

Water Quality Indicators - Historical Data
 WAULECO, INC - Wausau Facility
 Well - W01A

Date	#2 Fuel Oil (mg/L)	#6 Fuel Oil (mg/L)	Ammonia Nitrogen Total (mg/L)	Gasoline (mg/L)	Kerosene (mg/L)	Nitrate + Nitrite Nitrogen (mg/L)	Nitrogen, Nitrate (mg/L)	Phosphorus, Phosphate (mg/L)	Total Chloride (mg/L)	Dissolved Mercury (ug/L)	Total Mercury (ug/L)	TPH as Mineral Spirits (ug/L)	Sodium (ug/L)
02/19/1992							3.32		107			<630	
06/14/1992							2.94		85.2			<500	
09/17/1992			<1				1.97	1.86	89.8			<500	43,000
12/18/1992			<1				2.58		62.5			11,000	33,000
03/23/1993			0.24			2.22			83			2,500	36,600
06/28/1993			0.11			2.18			77			2,800	
12/28/1993			<0.2			2.86			92			<1000	
04/25/1994			0.27			1.36			117				
06/21/1994			0.15			1.62			96			6,000	
10/04/1994			0.24			2.3			93				
01/05/1995			0.37			1.69			103				
03/10/1995			0.23			2.2			115				
07/05/1995	<0.25		0.17	<0.25	<0.25	2.77			136			380	
09/13/1995			0.36			1.61			80				
12/18/1995			0.2			2.61			147				
03/21/1996			0.4			2.7			134				
07/10/1996	<0.25	<1	0.16	<0.25	<0.25	2.22			75			950	
09/25/1996			<0.1			2.26			97				
01/21/1997			<0.1			2.14			118				
07/11/1997			<0.1			2.14			89.4			49,000	
01/02/1998			<0.1			2.03			161				
06/23/1998			<0.1			2.1			110		<0.2	33,000	
01/26/1999			<0.1			3.09			245		<0.2		
06/09/1999			0.29			1.98			158			110,000	
01/11/2000			<0.1			2.98			209		<0.16		
07/18/2000			<0.02			3.07			165		<0.16	94,000	
01/31/2001			<0.02			3.80			194		<0.12	560	
07/09/2001			0.15			5.40			100		<0.14	45,000	
01/15/2002			<0.020			4.10			150				
08/06/2002			<0.020			5.80			150		<0.070	13,000	
01/14/2003			<0.070			3.60			76				
07/22/2003			0.14			2.70			51		<0.070	10,000	
01/20/2004			0.068			1.60			65				
07/13/2004			<0.030			3.04			38.1		<0.11	830 Y	
01/19/2005			<0.030			3.20			60				
07/21/2005			<0.030			2.10			66		<0.090	900	
01/17/2006			<0.023			1.73			74.3				
07/18/2006			<0.023			4.00			94		<0.060	15,000	
01/23/2007			<0.023			5.10			190				
07/11/2007			<0.021			4.10			170		0.08	1,800 Q	
01/29/2008			<0.021			5.5 Q			230 Q				
07/23/2008			<0.080			6.60			180		<0.050	500	
01/20/2009			<0.080			4.40			300				
07/06/2009			0.3			7.00			240		<0.040	14,000	
01/18/2010			<0.030			5.20			240				
07/13/2010			<0.050			5.30			290		<0.040	3,800 M	
01/24/2011			0.058			6.50			220				
07/19/2011			0.039			4.90			91		0.10	2,100	
01/23/2012			0.16			3.70			180				
07/06/2012			<0.030			5.10			140		0.020	1,800	
01/04/2013			<0.030			3.20			140				
07/05/2013			0.084			3.30			63		0.030	1,500	
07/07/2014							4.7			<0.016		3,300	
07/07/2015							4.2			<0.050		830	
07/06/2016							4.4			0.042		410	
07/11/2017							4.2			<0.020		360 B	
07/12/2018							3.3			0.054		210 Q	
07/09/2019							3.4			<0.020		120	
07/08/2020							3.7			<0.020		41	

Water Quality Indicators - Historical Data
 WAULECO, INC - Wausau Facility
 Well - W02

Date	#2 Fuel Oil (mg/L)	#6 Fuel Oil (mg/L)	Ammonia Nitrogen Total (mg/L)	Carbon, Total Organic (mg/L)	Gasoline (mg/L)	Kerosene (mg/L)	Nitrate + Nitrite Nitrogen (mg/L)	Nitrogen, Nitrate (mg/L)	Oil and Grease (mg/L)	Phosphorus, Phosphate (mg/L)	Solids, Total Dissolved (mg/L)	Solids, Total Suspended (mg/L)	Sulfate (mg/L)	Total Chloride (mg/L)	Dissolved Mercury (ug/L)	Total Mercury (ug/L)	TPH as Mineral Spirits (ug/L)	Sodium (ug/L)	Arsenic (ug/L)	Barium (ug/L)	Chromium (ug/L)	Chromium, Total (ug/L)	Iron (ug/L)
01/08/1987				7.01				2.94	<5		436	3848	30.2						22.3	769	<10	371	<100
06/04/1987				6.62				2.73	<5		491	9260	29.9						<10	<200	<10		140
09/03/1987				3.9				3.56	<5		421	11100	20.5						<10	<200	<10		
12/03/1987				1.66				3.56	<6		347	1480	38.5										
03/02/1988				3.49				3.16	14.7		457	1590	32.4	125									
04/07/1988				3.68				3.73	<6		441	1900	27	119					<10	<200	<10		
08/10/1988				7.44				1.47	8.53		585	2040	37.9	133					<10	<200	<10		
11/15/1988				12				0.99	9.39		419	352	28.8	122					<10	<200	<10		
01/26/1989				4.37				1.94	6.45		437	629	<10	128									
04/27/1989				10.5				0.71	19.3		373	2660	31	144					<10	<200	<10		
07/27/1989				50.4				0.78	7.76		1,720	1200	32.6	103					<10	<200	<10		
10/26/1989				4.91				1.05	<6		473	1380	35.8	127					<10	<200	<10		
01/25/1990				13.3				0.3	11.4		331	1190	31.7	95.4					<10	<200	<10		
05/03/1990				10.6				0.61	<6		462	808	10.6	129					<10	<200	<10		
09/20/1990				7.24				0.66	9.21		428	1320	29.4	132					<10	<200	<10		
12/11/1990				11.9				1.83	<6		403	1900	33.6	97.5					<10	<200	<10		
01/30/1991				14.2				4.71	11.6		364	936	35.9	95.8					<10	<200	<10		
05/01/1991				23.9				4.13	20		477	894	32.5	107					<10	<200	<10		
10/08/1991				14				<0.02	12.7		450	1460	29.8	117					<10	<200	<10		
02/20/1992								<0.02	0					119									
06/14/1992								0.054	220					128									
09/17/1992			<1					0.023		2.52				158									
12/18/1992			<1					0.093						182									
03/24/1993			0.17					0.55						239									
04/25/1994			0.17					0.18						151									
06/22/1994			<0.1					1.46						146									
10/04/1994			0.16					0.13						117									
01/05/1995			<0.1					1.11						120									
03/10/1995			0.13					1.34						117									
07/06/1995	<0.25		0.41		<0.25	<0.25		0.79						113			8,800						
09/13/1995			0.13					0.66						114									
12/18/1995			0.14					0.69						97									
03/21/1996			0.13					0.74						89									
07/10/1996	<0.25	<1	0.13		<0.25	<0.25		1.2						58									
01/21/1997			<0.1					1.13						93									
07/11/1997			<0.1					0.17						54.5									
01/02/1998			<0.1					0.54						54.8									
06/25/1998			<0.1					1.12						76		0.4							
01/27/1999			0.1					<0.41						<41		<0.6							
01/15/2003			<0.070					2.4						120									
07/22/2003			0.077					0.96						60		2							
01/21/2004			0.21 J					0.35 J						35									
01/21/2004			0.19 JB					0.37 J						34									
07/14/2004			0.086 J					1.27						26.9		0.83							
01/20/2005			0.044Q					0.78						28									
01/20/2005			0.032Q					0.8						28									
07/21/2005			0.16					0.25						44		0.61							
7/21/2005 Duplicate			0.15					0.4						33		0.69							
01/17/2006			0.15					0.17						31.9									
1/17/2006 Duplicate			0.15					0.4						23.4									

Water Quality Indicators - Historical Data
 WAULECO, INC - Wausau Facility
 Well - W02

Date	#2 Fuel Oil (mg/L)	#6 Fuel Oil (mg/L)	Ammonia Nitrogen Total (mg/L)	Carbon, Total Organic (mg/L)	Gasoline (mg/L)	Kerosene (mg/L)	Nitrate + Nitrite Nitrogen (mg/L)	Nitrogen, Nitrate (mg/L)	Oil and Grease (mg/L)	Phosphorus, Phosphate (mg/L)	Solids, Total Dissolved (mg/L)	Solids, Total Suspended (mg/L)	Sulfate (mg/L)	Total Chloride (mg/L)	Dissolved Mercury (ug/L)	Total Mercury (ug/L)	TPH as Mineral Spirits (ug/L)	Sodium (ug/L)	Arsenic (ug/L)	Barium (ug/L)	Chromium (ug/L)	Chromium, Total (ug/L)	Iron (ug/L)
01/18/2010			0.23				1.7							83									
1/18/2010 Duplicate			0.13				3.9 V							79									
07/15/2010			0.24				1.6							180	0.49		13,000						
01/25/2011			0.12				3.1							200									
07/20/2011			0.042				1.8							84	0.86		17,000						
01/18/2012			0.28				2.3							230									
07/10/2012			0.18				1.2							150		0.8	6,100						
7/10/2012 Duplicate			0.17				1.2							200	0.82		2,800						
01/07/2013			<0.030				3.9							72									
07/08/2013			<0.040				1.6							61	0.29		6,400						
07/16/2014								1.5							<0.016		4,500						
07/08/2015								2.1							<0.050		4,600						
07/07/2016								1.6							0.063		2,400						
7/7/2016 Duplicate								1.6							0.065		2,900						
07/13/2017								0.96							<0.020		3,200						
7/13/2017 Duplicate								2.6							<0.020		3,000						
07/12/2018								3.4							0.037		2700 Q						
7/12/2018 Duplicate								1.3							0.03		2400 Q						
07/11/2019								1.8							<0.020		500						
7/11/2019 Duplicate								1.9							<0.020		520						
07/14/2020								1.4							<0.020		640						
7/14/2020 Duplicate								1.4							<0.020		1,100						
07/13/2021								1.7							<0.020		4,000						
7/13/2021 Duplicate								1.7							<0.020		2,900						

Water Quality Indicators - Historical Data
 WAULECO, INC - Wausau Facility
 Well - W03A

Date	#2 Fuel Oil (mg/L)	Ammonia Nitrogen Total (mg/L)	Nitrate (mg/L)	Nitrate + Nitrite Nitrogen (mg/L)	Total Chloride (mg/L)	Dissolved Mercury (ug/L)	Total Mercury (ug/L)	TPH as Mineral Spirits (ug/L)	Total Sulfate (mg/L)	Total Organic Carbon (mg/L)	Dissolved Iron (mg/L)	Dissolved Manganese (ug/L)
01/18/2010		<0.030		<0.12 V	160							
07/15/2010		<0.050		<0.30 V	560		0.97	45,000 MY				
01/24/2011		<0.050		<0.060	35							
07/20/2011		0.031		<0.18	35		0.64	10,000				
01/18/2012		<0.17		<0.18	17							
1/18/2012 Duplicate		<0.17		<0.18	17							
07/10/2012		<0.030		<0.030	170		0.58	5,900				
01/07/2013		<0.030		<0.040	19							
07/05/2013		<0.040		<0.080	280		0.3	7,900				
01/21/2014			0.19									
07/09/2014			0.13			<0.016		4,600				
7/9/2014 Duplicate			0.13			<0.016		4,800				
01/19/2015			<0.040									
07/08/2015			<0.040			<0.050		9,700				
7/8/2015 Duplicate			<0.040			<0.050		11,000				
01/19/2016			<0.040									
07/07/2016			<0.040			0.046		2,900				
01/19/2017			<0.040									
07/17/2017			<0.040			<0.020		3,400	3.1	4.6	2840	4920
01/11/2018			<0.040					5,000	1.7	6.9	1290	1150
07/18/2018			<0.12			<0.020		4,400	220	6.8	7450	12800 M
01/24/2019			<0.12					5,000	4.3	4.6	1460	800
07/11/2019			<0.12			<0.020		9,300	1.1	4.6 Y	7100	13200
01/13/2020			<0.12					31,000	1.4	5.3	1630	915
07/08/2020			0.33			<0.020		27,000	2.1	6.5	4590	3900
01/12/2021			<0.12					3,300	2.2	3.3	1180	1020
07/13/2021			<0.12			<0.020		16,000	2.5	7.1	1880	1540
7/13/2021 Duplicate			<0.12			<0.020		23,000	2	6.9	2070	1730

Water Quality Indicators - Historical Data
 WAULECO, INC - Wausau Facility
 Well - W03B

Date	#2 Fuel Oil (mg/L)	#6 Fuel Oil (mg/L)	Ammonia Nitrogen Total (mg/L)	Gasoline (mg/L)	Kerosene (mg/L)	Nitrate + Nitrite Nitrogen (mg/L)	Nitrogen, Nitrate (mg/L)	Phosphorus, Phosphate (mg/L)	Total Chloride (mg/L)	Dissolved Mercury (ug/L)	Total Mercury (ug/L)	TPH as Mineral Spirits (ug/L)	Sodium (ug/L)	Arsenic (ug/L)
06/17/1991						4.2	18	<1	18			6000		<1
02/22/1992						4.62	16.5					1000		
09/17/1992			<1			4.59	12.2	<1	12.2			1100	<5000	
12/18/1992			<1				13.4		13.4			3000	5970	
03/23/1993			<0.1			3.75	14		14			<500	4900	
06/29/1993			0.33			3.47	18		18			<1000		
12/28/1993			<0.2			3.88	14		14			<1000		
06/22/1994			<0.1			4.23	15		15			<1000		
07/06/1995	<0.25		0.2	<0.25	<0.25	3.66	14		14			<250		
07/10/1996	<0.25	<1	<0.1	<0.25	<0.25	3.96	14		14			<250		
07/11/1997			<0.1			3.93	14		14			<260		
06/24/1998			<0.1			3.48	16.9		16.9	<0.2		<250		
06/09/1999			0.12			3.82	15.7		15.7			<100		
07/18/2000			<0.02			3.72	20.4		20.4	<0.16		<500		
01/31/2001			<0.02			3.87	18.3		18.3	<0.12		<500		
07/11/2001			<0.020			3.6	18		18	<0.14		<500		
08/06/2002			<0.020			4.400	23		23	<0.070		<500		
07/24/2003			<0.011			3.3	21		21	<0.070		<27		
07/13/2004			<0.030			4.09	20.8		20.8	0.13 J		<27		
07/20/2005			<0.030			3.7	29		29	<0.090		<27		
07/18/2006			<0.023			2.8	29		29	<0.060		<510		
07/11/2007			<0.021			2.6	27		27	<0.080		<27		
07/23/2008			<0.080			3.2	43		43	<0.050		78		
07/06/2009			0.31			0.74	42		42	<0.040		<27		
07/15/2010			<0.050			2.5	100		100	<0.040		430		
07/18/2011			<0.022			2.2	52		52	<0.030		300		
07/06/2012			<0.030			3.4	57		57	0.020		50		
07/01/2013			<0.040			2	140		140	<0.016		110		
07/09/2014						3				<0.016		<27		
07/07/2015						3.3				<0.050		45		
07/05/2016						3.9				0.090		<33		
07/13/2017						2.9				<0.020		57		
07/11/2018						3.4				0.062 M		<31		
07/09/2019						3.1				<0.020		<33		
07/07/2020						3				<0.020		<34		
07/08/2021						3.4				<0.020		<34 Q		

Water Quality Indicators - Historical Data
 WAULECO, INC - Wausau Facility
 Well - W06R

Date	Ammonia Nitrogen Total (mg/L)	Nitrate (mg/L)	Nitrate + Nitrite Nitrogen (mg/L)	Total Chloride (mg/L)	Dissolved Mercury (ug/L)	Total Mercury (ug/L)	TPH as Mineral Spirits (ug/L)	Total Sulfate (mg/L)	Total Organic Carbon (mg/L)	Dissolved Iron (mg/L)	Dissolved Manganese (ug/L)
07/24/2003	0.018		0.49	47		1.6	140,000				
07/23/2008	0.26		1.4	170		1.6	120,000				
7/23/2008 Duplicate	0.24		1.7	170		0.54	130,000				
01/19/2010	0.096		0.59	140							
07/14/2010	0.23		9.5	96		0.37	69,000				
01/25/2011	0.11		1.7	210							
1/25/2011 Duplicate	0.18		1.4	170							
07/25/2011	<0.022		0.65	86		1.6 Y	10,000				
01/18/2012	0.35		1.6	200							
07/09/2012	0.087		1.3 M	76		0.22	3,900				
01/07/2013	0.068		1.2	77							
07/08/2013	0.14		4.8	52		0.21	14,000				
7/8/2013 Duplicate	0.12		3.9	54		0.24	13,000				
01/21/2014		1.2									
1/21/2014 Duplicate		1.2									
07/09/2014		7.6			<0.016		2,500				
01/19/2015		3									
07/09/2015		3.9			<0.050		3,200				
7/9/2015 Duplicate		3.6			<0.050		2,800				
01/19/2016		3.4									
1/19/2016 Duplicate		3									
07/12/2016		4.6			0.15		400				
01/16/2017		0.8									
07/18/2017		4.9			<0.020		50	83	8.7	<59	12
01/11/2018		1.3					1,900	46 M	7.8	<59	92
07/12/2018		2.7			0.034		97 Q	54 M	3.8	<59	67.7
01/24/2019		0.68					570	30	6	<59	167
07/11/2019		3.2			<0.020		370	50	7.4	<59	652
01/13/2020		0.22					2,900	16	8.6	<59	1010
07/08/2020		3			<0.020		110	35	4.9	<59	53.7
01/07/2021		0.14					4,800	11	15	48	1120 M
07/13/2021		0.98			<0.020		590	38	6.3	<36	219

Water Quality Indicators - Historical Data
 WAULECO, INC - Wausau Facility
 Well - W08

Date	#2 Fuel Oil	#6 Fuel Oil	Alkalinity, Bicarbonate	Ammonia Nitrogen Total	Carbon, Total Organic	Gasoline	Kerosene	Nitrate	Nitrate + Nitrite Nitrogen	Nitrogen, Nitrate	Oil and Grease	Phosphorus, Phosphate	Sulfate	Total Chloride	Dissolved Mercury	Total Mercury	TPH as Mineral Spirits	Sodium	Arsenic	Barium	Chromium	Chromium, Total	Dissolved Iron	Iron	Calcium	Magnesium	Dissolved Manganese	Potassium	
	(mg/L)	(mg/L)	(mg/L)	(mg/L)	(mg/L)	(mg/L)	(mg/L)	(mg/L)	(mg/L)	(mg/L)	(mg/L)	(mg/L)	(mg/L)	(mg/L)	(ug/L)	(ug/L)	(ug/L)	(ug/L)	(ug/L)	(ug/L)	(ug/L)	(ug/L)	(ug/L)	(ug/L)	(ug/L)	(ug/L)	(ug/L)	(ug/L)	(ug/L)
01/08/1987					6.28					<0.02	<5		22.7	33					<10	382.5	<10	96		250					
06/04/1987					2.74					2.18	<5		<10	28.1					<10	<200	<10			130					
09/03/1987					2.9					0.99	18.5		26	24					<10	<200	<10								
12/03/1987					3.52					0.54	<6		30.1	17.2					<10	<200	<10								
03/03/1988					2.44					0.73	<6		20.7	25.7															
04/07/1988					4.7					1.1	7.38		31.5	25.5					<10	<200	<10								
08/10/1988					3.3				220	0.49	<6		79.1	18.2					<10	<200	<10								
11/15/1988					3.59					0.57	9.22		13	23					<10	<200	<10								
01/26/1989					1.93					0.51	<6		<10	21.5					<10	<200	<10								
04/27/1989					2.82					0.63	8.77		20.7	19					<10	<200	<10								
07/27/1989					50.4					1.01	<6		25.5	20.8					<10	<200	<10								
10/26/1989					3.06					0.59	<6		21.5	18					<10	<200	<10								
01/25/1990					2.99					0.5	<6		24.3	16.4					<10	<200	<10								
05/03/1990					2.58					0.35	<6		20.5	16					<10	<200	<10								
09/20/1990					2.69					0.3	<5		<10	19.5					<10	<200	<10								
12/11/1990					5.52					0.58	<6		14.6	17.5					<10	<200	<10								
01/29/1991					4.12					0.74	<6		16.3	19.7					<10	<200	<10								
05/01/1991					5.96					0.58	<6		10.6	14.4					<10	<200	<10								
10/08/1991					2.94					0.86	<6		21.8	48.6					<10	<200	<10								
10/29/1991			79.4										18	42.6			13500		<10	<200	<10			38600	10500			<5000	
12/22/1991			54.5										17.2	31.7			10800		<10	<200	<10			25400	6970				
02/20/1992										2.87				33.7					<500										
06/14/1992										2.66		1.53		73					<500										
09/17/1992				<1						2.98				58				15700											
12/19/1992				<1						2.38				59.8				2000	16000										
03/23/1993				0.2					5.06					60				<500											
06/28/1993				0.18					1.85					66				<1000											
12/27/1993				<0.2					2.58					62				<1000											
04/25/1994				0.1					2.72					74															
06/21/1994				<0.1					2.41					72				<1000											
10/04/1994				<0.1					0.44					56															
01/05/1995				<0.1					2.44					60															
03/09/1995				<0.1					2.52					82															
07/06/1995	<0.25			0.13		<0.25	<0.25		2.53					76				<250											
09/13/1995				<0.1					2.18					73															
12/18/1995				<0.1					1.8					61															
03/20/1996				0.12					3.22					59															
07/08/1996	<0.25	<1		<0.1		<0.25	<0.25		2.18					71				<250											
09/25/1996				<0.1					2.02					46															
01/21/1997				<0.1					2.85					70															
07/11/1997				<0.1					3.62					75.6				<250											
01/02/1998				<0.1					3					74.4															
06/23/1998				<0.1					3.04					84.7	<0.2		<250												
01/26/1999				<0.1					3.18					101	<0.2														
06/07/1999				<0.1					3.16					73.4			<100												
01/11/2000				<0.1					3.45					122	<0.16														
07/17/2000				<0.02					2.77					174	<0.16		<500												
01/30/2001				<0.02					3.71					148	<0.12		<500												
07/10/2001				<0.02					3.20					72	<0.14		<500												
01/15/2002				<0.020					4.50					260															
08/05/2002				<0.020					4.00					100	<0.070		<500												

Water Quality Indicators - Historical Data
 WAULECO, INC - Wausau Facility
 Well - W08

Date	#2 Fuel Oil	#6 Fuel Oil	Alkalinity, Bicarbonate	Ammonia Nitrogen Total	Carbon, Total Organic	Gasoline	Kerosene	Nitrate	Nitrate + Nitrite Nitrogen	Nitrogen, Nitrate	Oil and Grease	Phosphorus, Phosphate	Sulfate	Total Chloride	Dissolved Mercury	Total Mercury	TPH as Mineral Spirits	Sodium	Arsenic	Barium	Chromium	Chromium, Total	Dissolved Iron	Iron	Calcium	Magnesium	Dissolved Manganese	Potassium
	(mg/L)	(mg/L)	(mg/L)	(mg/L)	(mg/L)	(mg/L)	(mg/L)	(mg/L)	(mg/L)	(mg/L)	(mg/L)	(mg/L)	(mg/L)	(mg/L)	(ug/L)	(ug/L)	(ug/L)	(ug/L)	(ug/L)	(ug/L)	(ug/L)	(ug/L)	(ug/L)	(ug/L)	(ug/L)	(ug/L)	(ug/L)	(ug/L)
01/14/2003				<0.070					5.60					98														
07/22/2003				0.015					3.90					89		<0.070	<27											
01/20/2004				<0.03					4.80					150														
07/12/2004				<0.030					4.34					76.8		<0.11	30 J											
01/19/2005				<0.030					6.90					130														
07/19/2005				<0.030					5.4					110		<0.090	42											
01/17/2006				<0.023					5.88					99.6														
07/18/2006				<0.023					6.10					60		<0.060	<660											
01/23/2007				<0.023					6.70					100														
07/09/2007				<0.021					5.50					96		<0.080	<31											
01/28/2008				<0.021					6.4 Q					100														
07/22/2008				<0.080					4.20					89		<0.050	77											
01/20/2009				<0.080					7.50					120														
07/06/2009				<0.030					6.00					92		<0.040	<26											
01/18/2010				<0.030					<0.12					130														
07/13/2010				<0.050					6.20					120		<0.040	<26											
01/25/2011				<0.050					4.50					120														
07/18/2011				<0.022					3.90					98		0.050	<27											
01/17/2012				<0.17					6.70					120														
07/06/2012				<0.030					5.00					87		0.030	<27											
01/04/2013				<0.030					4.60					82														
07/01/2013				<0.040					3.40					88		<0.016	<26											
01/22/2014					0.75					5.1			26				<27						<5.0				<0.5	
07/07/2014					0.9					3.1			22		<0.016		<27						12.5				<1.6	
01/15/2015					1.2					3.5			18				<27 M						<10				<1.6	
07/06/2015					2.2					4			20		<0.050		<27						<10				<1.6	
01/13/2016					1					5.5			22				<27						135				<1.6	
07/05/2016					0.86					3.5			18		0.030		<34						32.1				<1.6	
01/16/2017					1.6					4.1			23				<33						<59				<2.2	
07/10/2017					0.90					3			18		<0.020		<43						<59				<2.2	
01/10/2018					0.82					4.6			26				<33						<59				<2.2	
07/10/2018					0.43					4.2			16		<0.020		<31						<59				<2.2	
01/22/2019					1.30					3.5			15				<32						<59				<2.2	
07/08/2019					1.30					3			16		<0.020		<32						<59				<2.2	
01/09/2020					2.80					4.3			15				80 B						<59				<2.2	
07/06/2020					1.50					3.7			18		<0.020		<37 Q						<59				<2.2	
01/07/2021					0.77					4.6			20				<34						<36				<1.4	
07/06/2021					<0.4					4.5			20		<0.020		<35						<36				<1.4	

Water Quality Indicators - Historical Data
 WAULECO, INC - Wausau Facility
 Well - W09

Date	#2 Fuel Oil (mg/L)	#6 Fuel Oil (mg/L)	Alkalinity, Bicarbonate (mg/L)	Alkalinity, Total (mg/L)	Ammonia Nitrogen Total (mg/L)	Carbon, Total Organic (mg/L)	Gasoline (mg/L)	Kerosene (mg/L)	Nitrate + Nitrite Nitrogen (mg/L)	Nitrogen, Nitrate (mg/L)	Oil and Grease (mg/L)	Phosphorus, Phosphate (mg/L)	Solids, Total Dissolved (mg/L)	Solids, Total Suspended (mg/L)	Sulfate (mg/L)	Total Chloride (mg/L)	Dissolved Mercury (ug/L)	Total Mercury (ug/L)	TPH as Mineral Spirits (ug/L)	Sodium (ug/L)	Arsenic (ug/L)	Barium (ug/L)	Chromium (ug/L)	Iron (ug/L)	Calcium (ug/L)	Magnesium (ug/L)	Potassium (ug/L)	
06/04/1987						19.4				0.22	8.15		455	8790	<10	117					<10	<200	<10					
09/03/1987						7.47				0.04	11.2		381	860	<10	71.9					<10	<200	<10		3980			
12/03/1987						8.63				<0.02	<6		312	407	22	40												
03/02/1988						8.33				0.08	13.4		336	1260	13.8	51.4												
04/07/1988						7.3				0.13	<5		272	812	17.3	48					<10	<200	<10					
08/10/1988						10.6				0.02	9.35		163	6430	29.9	45.6					<10	<200	<10					
11/15/1988						8.68				0.05	<6		1330	128	<10	35					<10	<200	<10					
01/26/1989						6.83				0.03	6.47		310	294	<10	39.1												
04/27/1989						6.79				0.09	6.92		338	987	10.9	55						<10	<200	<10				
07/27/1989						31.8				0.12	<6		358	962	12.3	44.7					<10	<200	<10					
10/26/1989						8.25				0.2	<5		344	960	10	45.6					<10	<200	<10					
01/25/1990						7.84				0.07	<6		333	579	<10	58.8						<10	<200	<10				
05/03/1990						15.9				0.02	<6		366	291	<10	71						<10	<200	<10				
09/20/1990						12.1				0.04	<5		346	490	<10	32.5						<10	<200	<10				
12/11/1990						5.91				0.06	<6		416	336	12.1	98.4						<10	<200	<10				
01/29/1991						8.42				0.04	<6		493	467	11.2	153						<10	<200	<10				
05/01/1991						9.83				0.65	<6		527	454	13.1	144						<10	257	<10				
10/08/1991						70.8				0.44	<6		526	1260	<10	142						<10	<200	<10				
10/29/1991			209	209								1.25			<10	172						<10	<200	<10		67,600	17,600	<5000
12/22/1991			223	223								2.69			<10	118				90,300		211	<200	<10		50,000	13,100	<5000
06/18/1992					1.36					<0.02		2.99				82.6					<500							
12/17/1992					<1					0.063						39.3				3,000	76,400							
06/28/1993					0.27				0.5							40												
12/28/1993					0.83				0.08							135												
06/22/1994					0.58				0.23							67												
07/05/1995	<0.25				0.91		<0.25	<0.25	0.1							204												
07/09/1996	<0.25	<1			0.4		<0.25	<0.25	<0.02							67												
07/11/1997					0.3				0.16							37.1												
06/24/1998					0.16				<0.14							64			2.5									
06/07/1999					0.39				<0.14							48.2												
07/18/2000					0.08				<0.08							21.9		0.96										
01/30/2001					0.190				<0.08							29.0												
07/10/2001					0.280				<0.18							31.0												
07/23/2003					0.460				<0.13							45.0												
07/12/2004					0.40				<0.13							49.5												
07/18/2005					0.36				<0.10							68												
07/18/2006					0.24				220							60												
07/10/2007					0.25				0.33							46												
07/23/2008					0.26				<0.12							43												
07/07/2009					0.26				0.48							110												
07/13/2010					0.37				0.19 V							180												
07/18/2011					0.32				<0.18							370												
07/19/2012					0.36				<0.030							480												
07/02/2013					0.36				<0.080							280												
07/10/2014									0.16																			
07/07/2015									<0.040																			
07/06/2016									<0.040																			
07/11/2017									0.11																			
07/18/2018									<0.12																			
07/09/2019									<0.12																			
07/07/2020									0.62																			
07/12/2021									0.13																			

Water Quality Indicators - Historical Data
 WAULECO, INC - Wausau Facility
 Well - W10A

Date	#2 Fuel Oil (mg/L)	#6 Fuel Oil (mg/L)	Ammonia Nitrogen Total (mg/L)	Carbon, Total Organic (mg/L)	Gasoline (mg/L)	Kerosene (mg/L)	Nitrate + Nitrite Nitrogen (mg/L)	Nitrogen, Nitrate (mg/L)	Oil and Grease (mg/L)	Phosphorus, Phosphate (mg/L)	Solids, Total Dissolved (mg/L)	Solids, Total Suspended (mg/L)	Sulfate (mg/L)	Total Chloride (mg/L)	Dissolved Mercury (ug/L)	Total Mercury (ug/L)	TPH as Mineral Spirits (ug/L)	Sodium (ug/L)	Arsenic (ug/L)	Barium (ug/L)	Chromium (ug/L)	Chromium, Total (ug/L)	Dissolved Iron (ug/L)	Iron (ug/L)	Dissolved Manganese (ug/L)
01/08/1987				16.2				<0.02	10.5		374	5875	30.4	68					154	1920.5	<10	<10	994		290
06/04/1987				16.9				<0.02	21.5		328	6360	31.2	74.4					<10	<200	<10			4330	
09/03/1987				7.62				<0.02	35.2		236	7970	24.4	46.9					<10	<200	<10				
12/03/1987				7.21				0.02	8.88		224	1100	38.2	5.07											
03/03/1988				11.2				<0.02	10.5		280	2800	27.6	64.7											
04/07/1988				10.9				0.13	13.7		270	1900	26.2	59.2					<10	<200	<10				
08/10/1988				15.2				<0.02	13.3		153	5930	34.8	58.8					<10	<200	<10				
11/15/1988				15.2				<0.02	21.7		283	153	<10	66					<10	<200	<10				
01/26/1989				13.9				<0.02	18.6		305	399	17	51.8											
04/27/1989				12.3				<0.02	9.5		303	1720	26.7	48					<10	<200	<10				
07/27/1989				68.4				<0.02	15.3		315	2020	32.8	57.6					<10	<200	<10				
10/26/1989				11.2				<0.02	19.3		332	1150	37.4	57					<10	<200	<10				
01/25/1990				17.3				<0.02	15.4		288	1740	36.4	65.6					<10	<200	<10				
05/03/1990				13.1				0.03	19.3		257	214	27.9	55					<10	<200	<10				
09/20/1990				8.34				<0.02	13.7		367	804	23.3	96.8					<10	<200	<10				
12/11/1990				13.4				<0.02	<6		292	684	30.9	66.1					<10	<200	<10				
01/29/1991				14.2				<0.02	18		283	863	26.1	69.1					<10	<200	<10				
05/01/1991				13.8				0.03	10.8		286	1170	23.6	68.3					<10	<200	<10				
10/08/1991				12.5				0.41	14.9		361		25.7	77.4					<10	<200	<10				
07/08/1992				<1				0.22		2.74				124					<500						
12/18/1992				<1				0.096						67				28,000	1,000						
06/30/1993				0.16				<0.02						53					1,200						
12/28/1993				<0.2				0.02						58					<1000						
06/22/1994				0.13				0.03						45					1,400						
07/06/1995	<0.25			0.38	<0.25	<0.25	<0.02							49					2,800						
07/09/1996	<0.25	<1	<0.1		<0.25	<0.25	<0.02							47					2,400						
07/11/1997				<0.1			<0.14							32.5					<260						
06/24/1998				<0.1			<0.14							59.9		0.5			3,300						
06/08/1999				<0.1			<0.14							80					<1000						
07/17/2000				<0.02			<0.08							77.7		0.55			2,900						
01/30/2001				<0.02			<0.08							80.8		<0.12			3,000						
07/10/2001				<0.02			0.30							51		<0.14			2,200						
08/06/2002				<0.020			<0.18							70		0.15			3,000						
07/23/2003				0.041			<0.13							57		0.38			3,600						
07/14/2004				<0.030			<0.13							47.9		0.36			3,500						
07/20/2005				<0.030			<0.10							40		0.15			5300M						
07/19/2006				<0.023			<0.13							48		0.12			4000 Q						
07/09/2007				<0.021			<0.19							160		0.14			3900 Q						
07/23/2008				0.094			<0.12							180		0.17			2,600						
7/23/2008 Duplicate				0.19			0.35							180		0.15			2,800						
07/06/2009				0.052			<0.12		220					92		0.13			4,600						
7/6/2009 Duplicate				0.6			<0.12							94		0.12			3,400						
07/15/2010				<0.050			<0.30 V							120		0.05			6,400						
07/25/2011				<0.022			<0.18							86		0.42			3,900						
7/25/2011 Duplicate				<0.022			<0.18							89		0.42			4,200						

Water Quality Indicators - Historical Data
 WAULECO, INC - Wausau Facility
 Well - W10A

Date	#2 Fuel Oil (mg/L)	#6 Fuel Oil (mg/L)	Ammonia Nitrogen Total (mg/L)	Carbon, Total Organic (mg/L)	Gasoline (mg/L)	Kerosene (mg/L)	Nitrate + Nitrite Nitrogen (mg/L)	Nitrogen, Nitrate (mg/L)	Oil and Grease (mg/L)	Phosphorus, Phosphate (mg/L)	Solids, Total Dissolved (mg/L)	Solids, Total Suspended (mg/L)	Sulfate (mg/L)	Total Chloride (mg/L)	Dissolved Mercury (ug/L)	Total Mercury (ug/L)	TPH as Mineral Spirits (ug/L)	Sodium (ug/L)	Arsenic (ug/L)	Barium (ug/L)	Chromium (ug/L)	Chromium, Total (ug/L)	Dissolved Iron (ug/L)	Iron (ug/L)	Dissolved Manganese (ug/L)	
01/23/2012			<0.060				<0.18							62		0.45 B	3,900									
07/09/2012			<0.030				<0.030							59												
7/9/2012																										
Duplicate			<0.030				<0.030							65		0.40 B	4,800									
07/05/2013			<0.040				0.082							71		0.11	4,900									
7/5/2013																										
Duplicate			<0.040				<0.080							73		0.040	4,600									
01/24/2014				5									14				3,600						1,110		3,460	
1/24/2014													14				4,300						1,130		3,510	
Duplicate				5.1									16		<0.016 Y		3,500						1,030		2,570 M	
07/10/2014				5.8				0.14																		
01/16/2015				5									13				2,200							1,140		2,510
1/16/2015																										
Duplicate				5.4									13				2,500							1,100		2,500
07/09/2015				7.9				<0.040					10		<0.050		3,300							944		3,050
7/09/2015																										
Duplicate				8				<0.040					10		<0.050		3,100							985		3,030
01/14/2016				6.3									11				1,000							876		2,150
1/14/2016																										
Duplicate				6.2									11				950							911		2,150
07/12/2016				7.3				<0.040					12		0.19		950							1,070		2,390
7/12/2016																										
Duplicate				6.5				<0.040					11		0.18		970							1,070		2,390
01/19/2017				7.6									15				1,500							981		1,970
1/19/2017																										
Duplicate				7.2									15				1,400							974		1,950
07/18/2017				9.4				<0.040					9.6		<0.020		1,700							1,030		3,050
7/18/2017																										
Duplicate				8.7				0.056					10		<0.020		1,800							1,040		3,080
01/11/2018				6.1									9.4				640							1,520		2,790
1/11/2018																										
Duplicate				6.1									9.4				660							1,530		2,840
07/18/2018				7				<0.12					9.6		<0.020		1,600							1,350		3,550
7/18/2018																										
Duplicate				6.3				<0.12					11		0.024		1,300							1,330		3,340
01/24/2019				6.9									8.4				1,100							1,460		3,240
1/24/2019																										
Duplicate				7									8.7				910							1,300		3,240
07/15/2019				7				<0.12					7.2		<0.020		870							1,370		3,000
7/15/2019																										
Duplicate				7.1				<0.12					7.3		<0.020		820							1,390		3,870
01/14/2020				4.5									5.2				1,000							2,060		3,850
1/14/2020																										
Duplicate				3.3									4.6				1000 B							1,940		3,690
07/13/2020				6.3				0.25					4.1		<0.020		1,900							1,860		4190 M
7/13/2020																										
Duplicate				5.6				<0.12					5.3		<0.020		1,900							1,900		4,240

Water Quality Indicators - Historical Data
 WAULECO, INC - Wausau Facility
 Well - W10A

Date	#2 Fuel Oil	#6 Fuel Oil	Ammonia Nitrogen Total	Carbon, Total Organic	Gasoline	Kerosene	Nitrate + Nitrite Nitrogen	Nitrogen, Nitrate	Oil and Grease	Phosphorus, Phosphate	Solids, Total Dissolved	Solids, Total Suspended	Sulfate	Total Chloride	Dissolved Mercury	Total Mercury	TPH as Mineral Spirits	Sodium	Arsenic	Barium	Chromium	Chromium, Total	Dissolved Iron	Iron	Dissolved Manganese
	(mg/L)	(mg/L)	(mg/L)	(mg/L)	(mg/L)	(mg/L)	(mg/L)	(mg/L)	(mg/L)	(mg/L)	(mg/L)	(mg/L)	(mg/L)	(mg/L)	(ug/L)	(ug/L)	(ug/L)	(ug/L)	(ug/L)	(ug/L)	(ug/L)	(ug/L)	(ug/L)	(ug/L)	(ug/L)
01/12/2021				4									6.1				160						1,760		2,770
1/12/2021 Duplicate				3.8									6.1				220						1,740		2,750
07/13/2021				7.6				<0.12					4		0.025		1,500						2,100		3,790
7/13/2021 Duplicate				5.7				<0.12					3.8		<0.020		1,700						2,100		3,840

Water Quality Indicators - Historical Data
 WAULECO, INC - Wausau Facility
 Well - W10B

Date	#2 Fuel Oil (mg/L)	#6 Fuel Oil (mg/L)	Ammonia Nitrogen Total (mg/L)	Gasoline (mg/L)	Kerosene (mg/L)	Nitrate + Nitrite Nitrogen (mg/L)	Nitrogen, Nitrate (mg/L)	Phosphorus, Phosphate (mg/L)	Total Chloride (mg/L)	Dissolved Mercury (ug/L)	Total Mercury (ug/L)	TPH as Mineral Spirits (ug/L)	Sodium (ug/L)
07/08/1992			<1				0.191	0.279	37			<500	6680
12/18/1992			<1				0.427		3.57			600	6680
06/29/1993			<0.1			0.37			3			<1000	
12/28/1993			<0.2			0.36			<2			<1000	
06/22/1994			0.16			0.42			<2			<1000	
07/06/1995	<0.25		0.3	<0.25	<0.25	0.33			<2			<250	
07/09/1996	<0.25	<1	<0.1	<0.25	<0.25	0.43			<2			<250	
07/11/1997			<0.1			0.36			2.34			<0.27	
06/24/1998			<0.1			0.35			1.05		<0.2	<250	
06/08/1999			<0.1			0.37			1.16			<100	
07/17/2000			<0.02			0.28			1.85		<0.16	<500	
01/30/2001			<0.02			0.33			1.15		<0.12	<500	
07/10/2001			<0.020			0.37			1.2		<0.14	<500	
08/06/2002			<0.020			1.3			9.7		<0.070	<500	
07/23/2003			<0.011			0.38			3.2		<0.070	<28	
07/14/2004			<0.030			0.750			4.46		<0.11	<27 Q	
07/14/2004			<0.030			0.750			3.42		<0.11	110 Q	
07/20/2005 7/20/2005 Duplicate			<0.030			0.610			2.1		<0.090	<27	
			<0.030			0.540			2.2		<0.090	<27	
07/19/2006			<0.023			0.910			2.6		<0.060	<520	
07/09/2007			<0.021			0.420			1.5		<0.080	<26	
07/23/2008			<0.080			0.670			8.8		<0.050	83	
07/06/2009			<0.030			0.280			4.3		<0.040	<27	
07/15/2010			<0.050			0.810			2.5		<0.040	47	
07/20/2011			<0.022			0.510			6.3		<0.030	190	
01/23/2012			<0.060			0.370			3				
07/06/2012			<0.030			0.420			3.5		<0.016	98	
07/05/2013			<0.040			0.380			6.2		<0.016	81	
07/08/2014							0.5			<0.016		<27	
07/07/2015							0.58			<0.050		<27	
07/07/2016							0.6			0.051		<34	
07/17/2017							0.62			<0.020		52	
07/11/2018							0.56			<0.020		<32	
07/15/2019							0.51			<0.020		<33	
07/13/2020							0.63			<0.020		<34	
07/07/2021							0.5			<0.020		<34	

Water Quality Indicators - Historical Data
 WAULECO, INC - Wausau Facility
 Well - W11

Date	#2 Fuel Oil	#6 Fuel Oil	Ammonia Nitrogen Total	Carbon, Total Organic	Gasoline	Kerosene	Nitrate + Nitrite Nitrogen	Nitrogen, Nitrate	Oil and Grease	Phosphorus, Phosphate	Solids, Total Dissolved	Solids, Total Suspended	Sulfate	Total Chloride	Dissolved Mercury	Total Mercury	TPH as Mineral Spirits	Sodium	Arsenic	Barium	Chromium	Chromium, Total	Dissolved Iron	Iron	Dissolved Manganese
	(mg/L)	(mg/L)	(mg/L)	(mg/L)	(mg/L)	(mg/L)	(mg/L)	(mg/L)	(mg/L)	(mg/L)	(mg/L)	(mg/L)	(mg/L)	(mg/L)	(ug/L)	(ug/L)	(ug/L)	(ug/L)	(ug/L)	(ug/L)	(ug/L)	(ug/L)	(ug/L)	(ug/L)	(ug/L)
01/08/1987				7.62				2.32	<5		404	2192	23.6	71.9					48.7	936.5	<10	275	<100		
06/04/1987				4.19				2.17	10.2		300	1430	<10	49.8					<10	<200	<10			160	
09/03/1987				5.23				3.04	26.1		253	500	21.8	30.2					<10	<200	<10				
12/03/1987				2.45				2.24	8.31		222	470	26.4	21.7											
03/03/1988				4.55				1.16	<6		267	624	16.2	45.2											
04/07/1988				4.04				1.55	9.97		224	592	14.9	42.9					<10	<200	<10				
08/10/1988				3.87				1.09	19.8		153	3680	31.8	64.1					<10	<200	<10				
11/15/1988				2.54				1.42	6.62		403	424	<10	58					<10	<200	<10				
01/26/1989				4.27				1.55	<6		263	521	<10	45.7											
04/27/1989				12.3				2.14	<6		303	838	14.3	67					<10	<200	<10				
07/27/1989				18.8				2.37	<6		372	1050	18	61.5					<10	<200	<10				
10/26/1989				2.42				0.21	<6		205	340	14.1	22.8					<10	<200	<10				
01/25/1990				3.75				1.35	<6		255	690	16.8	69.4					<10	<200	<10				
05/03/1990				3.54				4.02	<6		268	158	20	60					<10	<200	<10				
09/21/1990				3.87				5.14	6.34		253	366	20.2	54.6					<10	<200	<10				
12/11/1990								6.36																	
12/12/1990				11.8					7.87		325	257	23.9	62.8					<10	<200	<10				
01/30/1991				6.35				8.04	7.2		338		30.6	66.7					<10	<200	<10				
05/01/1991				3.1				7.38	<6		313	606	27	50					<10	<200	<10				
10/08/1991				2.65				2.91	<5		240	670	20.2	26.8					<10	<200	<10				
06/18/1992				<1				2.67		0.736				31.4					<500						
12/17/1992				<1				2.3						32.2					<500	17,500					
06/30/1993				0.1				1.78						31					<1000						
12/28/1993				<0.2				1.89						26					<1000						
06/21/1994				<0.1				0.99						20					<1000						
07/05/1995	<0.25			<0.1	<0.25	<0.25		1.18						25					<250						
07/09/1996	<0.25	<1		<0.1	<0.25	<0.25		0.46						47					<250						
07/11/1997				<0.1				0.52						277					<250						
06/24/1998				<0.1				2.38						38.1	<0.2				<250						
06/08/1999				<0.1				2.56						30.7					<100						
07/18/2000				<0.02				1.43						40.7	0.16				<500						
01/30/2001				<0.02				0.99						39.2	<0.12				<500						
07/11/2001				<0.02				1.6						49	<0.14				<500						
08/06/2002				<0.020				1.2						60	<0.070				<500						
07/22/2003				0.021				1.2						55	<0.070				<30						
07/13/2004				<0.030				1.17						58.9	<0.11				<27						
07/19/2005				<0.030				0.49	220					62	<0.090				130						
07/19/2006				<0.023				0.62						85	<0.060				<520						
07/09/2007				<0.021				0.79						56	<0.080				<27						
07/23/2008				<0.080				0.91						70	<0.050				99						
07/07/2009				<0.030				0.78						58	<0.040				<27						
07/14/2010				<0.050				1.4						64	<0.040				340						
07/19/2011				<0.022				4.4						53	<0.030				90						
07/09/2012				<0.030				1.7						60	<0.016				190						
07/01/2013				<0.040				0.5						54	<0.016				480						
7/1/2013 Duplicate				<0.040				0.49						54	<0.016				490						
01/24/2014				1.1									13						300				<5.0	22.8	
07/08/2014				2.4				0.67					16		<0.016				<26				<10	49.1	
01/16/2015				2									13						270				323	188	
07/06/2015				1.8				1.6					14		<0.050				200				<10	76.5	
01/12/2016				1.7									14						59				<10	106	
07/05/2016				1.1				1.4					15		0.096				<34				<10	79.7	

Water Quality Indicators - Historical Data
 WAULECO, INC - Wausau Facility
 Well - W11

Date	#2 Fuel Oil	#6 Fuel Oil	Ammonia Nitrogen Total	Carbon, Total Organic	Gasoline	Kerosene	Nitrate + Nitrite Nitrogen	Nitrogen, Nitrate	Oil and Grease	Phosphorus, Phosphate	Solids, Total Dissolved	Solids, Total Suspended	Sulfate	Total Chloride	Dissolved Mercury	Total Mercury	TPH as Mineral Spirits	Sodium	Arsenic	Barium	Chromium	Chromium, Total	Dissolved Iron	Iron	Dissolved Manganese
	(mg/L)	(mg/L)	(mg/L)	(mg/L)	(mg/L)	(mg/L)	(mg/L)	(mg/L)	(mg/L)	(mg/L)	(mg/L)	(mg/L)	(mg/L)	(mg/L)	(ug/L)	(ug/L)	(ug/L)	(ug/L)	(ug/L)	(ug/L)	(ug/L)	(ug/L)	(ug/L)	(ug/L)	(ug/L)
01/16/2017				2.1									13				270							<59	485
07/17/2017				2.4				0.93					21		<0.020		48							<59	84.2
01/10/2018				1.6									13				<34							<59	385
07/11/2018				1.1				1.6					15		<0.020		<31							<59	151
01/22/2019				1.4									11				<32							<59	415
07/09/2019				2.1				0.35					13		<0.020		<34							<59	1520
01/10/2020				1.2									10				<33							88.3	1400
07/07/2020				1.5				1.2					14		<0.020		<34							<59	372
01/11/2021				1.2									14				<32							<36	659
07/13/2021				1.2				2					8.2		<0.020		<33							<36	386

Water Quality Indicators - Historical Data
 WAULECO, INC - Wausau Facility
 Well - W12

Date	#2 Fuel Oil (mg/L)	#6 Fuel Oil (mg/L)	Ammonia Nitrogen Total (mg/L)	Gasoline (mg/L)	Kerosene (mg/L)	Nitrate + Nitrite Nitrogen (mg/L)	Nitrogen, Nitrate (mg/L)	Phosphorus, Phosphate (mg/L)	Total Chloride (mg/L)	Dissolved Mercury (ug/L)	Total Mercury (ug/L)	TPH as Mineral Spirits (ug/L)	Sodium (ug/L)	Dissolved Iron (ug/L)	Dissolved Manganese (ug/L)	Sulfate (ug/L)	Total Organic Carbon (ug/L)
06/18/1992			<1				9.28	1.35	159			<500					
12/17/1992			<1				10.3		140			<500	63,000				
06/29/1993			<0.1			11.3			126			<1000					
12/28/1993			0.22			8.14			108			<1000					
06/21/1994			<0.1			7.43			102			<1000					
07/06/1995	<0.25		0.28	<0.25	<0.25	6.25			105			<250					
07/08/1996	<0.25	<1	<0.1	<0.25	<0.25	7.7			89			<250					
07/11/1997			<0.1			5.5			83.6			<260					
06/23/1998			<0.1			3.97			100	<0.2		<250					
06/08/1999			<0.1			3.25			107			<100					
07/17/2000			<0.02			3.675			103.5	<0.16		<500					
01/30/2001			<0.02			5.30			106	<0.12		<500					
07/10/2001			<0.02			8.40			94	<0.14		<500					
08/05/2002			<0.020			8.50			110	<0.070		<500					
07/22/2003			0.05			8.20			94	0.08		29					
07/13/2004			<0.030			7.08			76	<0.11		<27					
07/19/2005			<0.030			3.60			93	<0.090		<27					
07/19/2006			<0.023			8.70			150	<0.060		<540					
07/09/2007			<0.021			8.40			150	<0.080		<26					
07/23/2008			<0.080			9.10			120	<0.050		88					
07/06/2009			<0.030			9.50			140	<0.040		<27					
07/14/2010			<0.050			8.200			150	<0.040		<26					
07/18/2011			<0.022			4.80			160	<0.030		<27					
01/23/2012			<0.060			1.90			91								
07/09/2012			<0.030			2.00			81	0.020 B		300					
07/01/2013			<0.040			5.80			310	<0.016		<26					
01/24/2014												<27		<5.0	<0.50	26	1.2
07/07/2014							6.8			<0.016		<27		<10	<1.6	31	2.2
01/12/2015												<27		<10	<1.6	31	1.1
07/06/2015							6.5			<0.050		<27		<10	<1.6	25	1.8
01/12/2016												<26		50.4	<1.6	<1.0	1.6
07/05/2016							6.1			0.093		<33		<10	<1.6	25	1.8
01/16/2017												<34		<59	<2.2	26	1.8
07/11/2017							6.3			<0.020		35 B		<59	<2.2	22	1.6
01/10/2018												<33		<59	<2.2	23	1.1
07/10/2018							5.9			0.13		<33		<59	<2.2	23	0.48
01/22/2019												<31		<59	<2.2	24	1.1
07/08/2019							5.1			<0.020		<32		<59	<2.2	26	2
01/07/2020												60 B		141	41.3	18	3
07/06/2020							5.7			<0.020		<34 Q		455	82.1	17	2
01/11/2021												<31		<36	<1.4	19	0.64
07/06/2021							5.2			<0.020		<35		<36	<1.4	18	0.6

Water Quality Indicators - Historical Data
WAULECO, INC - Wausau Facility
Well - W13

Sampled	#2 Fuel Oil	#6 Fuel Oil	Ammonia Nitrogen Total	Gasoline	Kerosene	Nitrate	Nitrate + Nitrite Nitrogen	Nitrogen, Nitrate	Phosphorus, Phosphate	Total Chloride	Dissolved Mercury	Total Mercury	TPH as Mineral Spirits	Sodium	Dissolved Iron	Dissolved Manganese	Sulfate	Total Organic Carbon
	(mg/L)	(mg/L)	(mg/L)	(mg/L)	(mg/L)	(mg/L)	(mg/L)	(mg/L)	(mg/L)	(mg/L)	(ug/L)	(ug/L)	(ug/L)	(ug/L)	(ug/L)	(ug/L)	(ug/L)	(ug/L)
06/22/1992			<1					0.825	4.46	77.4			<500					
12/19/1992			<1					1.48		146			<500	83300				
06/30/1993			<0.1				1.38			80			<1000					
12/27/1993			<0.2				5.01			200			<1000					
04/25/1994			<0.1				2.36			167								
06/22/1994			<0.1				2.84			152			<1000					
10/04/1994			0.2				5.590			132								
03/10/1995			<0.1				7.22			184								
07/06/1995	<0.25		0.3	<0.25	<0.25		6.66			163			<250					
09/13/1995			<0.1				4.59			96								
03/20/1996			0.1				4.65			133								
07/10/1996	<0.25	<1	<0.1	<0.25	<0.25		4.87			83			<250					
09/25/1996			<0.1				4.37			101								
07/11/1997			<0.1				<0.14			75.5			<270					
01/02/1998			<0.1				4.41			211								
06/24/1998			<0.1				3.57			150		<0.2	<250					
01/26/1999			<0.1				4.97			135		<0.2						
06/09/1999			<0.1				3.045			89.4			<100					
01/11/2000			<0.1				1.37			106		0.26						
07/18/2000			<0.02				4.05			119		<0.16	<500					
01/30/2001			<0.02				1.24			135		<0.12	<500					
07/10/2001			<0.02				7.9			95		<0.14	<500					
01/15/2002			0.096				2.6			94								
08/06/2002			<0.020				6.9			84		<0.070	<500					
01/14/2003			<0.070				3.5			210								
07/23/2003			<0.011				4.7			82		0.11	<27					
01/21/2004			<0.03				1.1			130								
01/21/2004			<0.03				0.90			120								
07/14/2004			<0.030				2.42			57.1		<0.11	36 J,Q					
01/19/2005			<0.030				4.9			150								
07/21/2005			<0.030				2.1			76		0.11	67					
01/17/2006			<0.023				1.36			40.3								
07/18/2006			<0.023				1.6			78		0.07	<510					
01/23/2007			<0.023				1.7			36								
1/23/2007 Duplicate																		
07/09/2007			<0.023				1.6			35								
			<0.021				1.9			180		<0.080	<31					
01/28/2008			<0.021				2.3 Q			77								
07/24/2008			<0.080				1.2			75		0.05	83					
01/20/2009			<0.080				2.1			210								
07/06/2009			0.23				<0.12			630		<0.040	<27					
01/18/2010			<0.030				1			85								
07/13/2010			<0.050				1.7			220		0.04	29					
01/25/2011			<0.050				0.51			60								
07/19/2011			<0.022				1.0			50		0.060	42					
01/17/2012			<0.17				0.77			88								
07/06/2012			<0.030				1.00			540		<0.016	34					
01/08/2013			<0.030				1.30			120								
07/10/2013			<0.040				1.10			56		<0.016	46					
01/22/2014								1.6					<27		<5.0	11.7	12	1.6
07/16/2014								1.2			<0.016		58		<10	51.6	20	1.2
01/19/2015								0.67					<27		43.2	77.5	8.2	1.1
07/08/2015								1.3			<0.050		51		38.5 M	43.7	21	2.1
01/14/2016								1					<27		<10	19.4	9.4	2.5
07/11/2016								0.99			0.095		<33		128	40.7	16	3.1

Water Quality Indicators - Historical Data
 WAULECO, INC - Wausau Facility
 Well - W13

Sampled	#2 Fuel Oil	#6 Fuel Oil	Ammonia Nitrogen Total	Gasoline	Kerosene	Nitrate	Nitrate + Nitrite Nitrogen	Nitrogen, Nitrate	Phosphorus, Phosphate	Total Chloride	Dissolved Mercury	Total Mercury	TPH as Mineral Spirits	Sodium	Dissolved Iron	Dissolved Manganese	Sulfate	Total Organic Carbon
	(mg/L)	(mg/L)	(mg/L)	(mg/L)	(mg/L)	(mg/L)	(mg/L)	(mg/L)	(mg/L)	(mg/L)	(ug/L)	(ug/L)	(ug/L)	(ug/L)	(ug/L)	(ug/L)	(ug/L)	(ug/L)
01/23/2017							0.89						<34		<59	14.1	12	3.9
07/20/2017							0.66 Y				<0.020		49 B		<59	84.7	19	3.2
01/09/2018							1.7						<33		<59	19.9	12	2.1
07/16/2018							4.4				<0.020		<32		<59	<2.2	19 M	0.67
01/22/2019							0.66						<32		<59	10.4	9.2	1.1
07/16/2019							1.9				<0.020		<34		180	8.1	42	2.3
01/14/2020							0.83						<32		<59	5.2	9.1	2.5
07/13/2020							1.1				<0.020		<34		<59	<2.2	23	1.5
01/13/2021							1.1 H						<34		<36	3.5	5.4	0.89
07/12/2021							1.1				<0.020		<32 Q		<36	<1.4	33	3.5

Water Quality Indicators - Historical Data
 WAULECO, INC - Wausau Facility
 Well - W14

Date	#2 Fuel Oil (mg/L)	#6 Fuel Oil (mg/L)	Ammonia Nitrogen Total (mg/L)	Carbon, Total Organic (mg/L)	Gasoline (mg/L)	Kerosene (mg/L)	Nitrate + Nitrite Nitrogen (mg/L)	Nitrogen, Nitrate (mg/L)	Oil and Grease (mg/L)	Phosphorus, Phosphate (mg/L)	Solids, Total Dissolved (mg/L)	Solids, Total Suspended (mg/L)	Sulfate (mg/L)	Total Chloride (mg/L)	Total Mercury (ug/L)	TPH as Mineral Spirits (ug/L)	Sodium (ug/L)	Arsenic (ug/L)	Barium (ug/L)	Chromium (ug/L)	Chromium, Total (ug/L)	Iron (ug/L)
01/08/1987				4.51				5.51	<5		574	1684	30.5	128				32.6	1356.5	<10	239	<100
06/04/1987				2.22				4.46	30		443	1670	<10	123				<10	<200	<10		<100
09/03/1987				6.5				3.76	30.1		434	820	18.3	127				<10	<200	<10		
12/03/1987				2.05				4.69	<5		413	2260	32.2	127								
03/03/1988				3.78				6.34	8.74		439	972	22.7	128								
04/07/1988				2.93				6.19	<6		429	1540	21.2	101				<10	<200	<10		
08/10/1988				2.99				5.34	5.7		338	4660	32.2	109				<10	<200	<10		
11/15/1988				2.85				5.96	<5		473	70	<10	115				<10	<200	<10		
01/26/1989				1.71				5.37	<6		469	458	<10	118								
04/27/1989				3.42				5.52	<6		439	2600	22.5	112				<10	<200	<10		
07/27/1989				64.6				5.7	<6		596	2910	23.5	137				<10	<200	<10		
10/26/1989				2.54				5.57	<6		470	1,190	29.2	104				<10	<200	<10		
01/25/1990				1.74				5.31	<6		418	1,800	24.3	87.7				<10	<200	<10		
05/03/1990				4.92				4.46	<5		389	553	22.5	95				<10	<200	<10		
09/21/1990				2.12				5.33	<5		425	912	23.2	107				<10	<200	<10		
12/11/1990								6.07														
12/12/1990				12.4					<6		497	664	21.3	116				<10	253	<10		
01/30/1991				2.86				6.62	<6		463	621	23.8	116				<10	249	<10		
05/01/1991				8.06				6.3	<5		463	1,460	24.7	115				<10	212	<10		
06/18/1991								2														
10/08/1991				1.78				6.47	<6		490	1,320	22.4	114				<10	<200	<10		
06/24/1992								6.04	6	1.96				114				<500				
12/18/1992			<1					5.78						94.7			41,200	<1	<200	<10		
06/29/1993			<0.1				5.76							110				<1000				
12/28/1993			<0.2				4.68							113				<1000				
06/21/1994			<0.1				4.18							112				<1000				
07/06/1995	<0.25		0.4		<0.25	<0.25	4.51							117				<250				
07/08/1996	<0.25	<1	<0.1		<0.25	<0.25	4.98							120				<250				
07/11/1997			<0.1				2.44							186				<260				
06/23/1998			<0.1				1.76							241	<0.2			<250				
06/07/1999			<0.1				2.88							125				<100				
07/17/2000			<0.02				3.63							112	<0.16			<500				
01/30/2001			<0.02				3.88							122	<0.12			<500				
07/10/2001			<0.02				3.8							110	<0.14			<500				
08/05/2002			<0.020				4.0							130	<0.070			<500				
07/22/2003			0.026				5.4							130	<0.070			<29				
07/12/2004			<0.030				5.12		220					208	<0.11			<28				
07/19/2005			<0.030				5.5							83	<0.090			<27				
07/18/2006			<0.023				5.1							100	<0.060			<740				
07/09/2007			<0.021				4.4							130	<0.080			<29				
07/22/2008			0.12				4.8							210	<0.050			75				
07/06/2009			<0.030				5.1							170	<0.040			<27				
07/13/2010			<0.050				5.9							170	<0.040			<27				
07/18/2011			<0.022				5.3							160	<0.030			<27 M				
07/09/2012			<0.030				5.3							110	<0.016			<27				
07/01/2013			<0.040				4.8							170	<0.016			<26				

Note:

WDNR letter dated March 18, 2014 concurred with TRC letter dated October 13, 2013 that this well could be eliminated from the monitoring network.

Water Quality Indicators - Historical Data
 WAULECO, INC - Wausau Facility
 Well - W16

Date	#2 Fuel Oil (mg/L)	#6 Fuel Oil (mg/L)	Alkalinity, Bicarbonate (mg/L)	Alkalinity, Total (mg/L)	Ammonia Nitrogen Total (mg/L)	Carbon, Total Organic (mg/L)	Gasoline (mg/L)	Kerosene (mg/L)	Nitrate + Nitrite Nitrogen (mg/L)	Nitrogen, Nitrate (mg/L)	Oil and Grease (mg/L)	Phosphorus, Phosphate (mg/L)	Solids, Total Dissolved (mg/L)	Solids, Total Suspended (mg/L)	Sulfate (mg/L)	Total Chloride (mg/L)	Dissolved Mercury (ug/L)	Total Mercury (ug/L)	TPH as Mineral Spirits (ug/L)	Sodium (ug/L)	Arsenic (ug/L)	Barium (ug/L)	Chromium (ug/L)	Chromium, Total (ug/L)	Dissolved Iron (ug/L)	Iron (ug/L)	Calcium (ug/L)	Magnesium (ug/L)	Dissolved Manganese (ug/L)	Potassium (ug/L)	
01/12/2015						1.5									24			30								12.3					1.8
07/06/2015						2.5				4.5					20		<0.050		<26							<10					<1.6
01/12/2016						2.1									22				<27							<10					<1.6
07/05/2016						1.4				5.4					21		0.094		<33							<10					<1.6
01/16/2017						1.8									25				<33							<59					<2.2
07/10/2017						2.7				5.4					21		<0.020		39 B							<59					<2.2
01/10/2018						1.3									28				<33							<59					<2.2
07/10/2018						0.71					4.7				21		<0.020		<34							<59					<2.2
01/22/2019						1.6									20				<31							<59					<2.2
07/08/2019						2.8					3.7				18		<0.020		<32							607					123
01/07/2020						3.4									21				52 B							<59					4.9
07/06/2020						1.3					4.7				17		<0.020		<34 Q							<59					<2.2
01/11/2021						1.5									28				<31							<36					<1.4
07/06/2021						1.2					4.2				22		<0.020		<31							<36					7.1

Water Quality Indicators - Historical Data
 WAULECO, INC - Wausau Facility
 Well - W17

Date	Ammonia Nitrogen Total (mg/L)	Nitrate (mg/L)	Nitrate + Nitrite Nitrogen (mg/L)	Total Chloride (mg/L)	Dissolved Mercury (ug/L)	Total Mercury (ug/L)	TPH as Mineral Spirits (ug/L)	Dissolved Iron (ug/L)	Dissolved Manganese (ug/L)	Sulfate (ug/L)	Total Organic Carbon (ug/L)
07/24/2003	<0.011		<0.13	44		0.09	1,600				
07/13/2004	<0.030		<0.13	48.6		<0.11	13,000 Y				
01/20/2005	<0.030		0.31 J	51							
1/20/2005 Duplicate	<0.030		0.30 J	52							
07/20/2005	<0.030		0.77	380		<0.090	1,800				
07/18/2006	<0.023		0.19	200		0.11	1,500				
01/23/2007	<0.023		<0.13	21							
01/23/2007 Duplicate	<0.023		<0.13	23							
07/09/2007	<0.021		0.62	220		0.09	570				
01/28/2008	<0.021		<0.19	32							
07/23/2008	<0.080		0.32	66		0.06	260 M.Y				
07/06/2009	0.2		<0.12	370		<0.040	1,000				
7/6/2009 Duplicate	0.24		<0.12	280		<0.040	<27				
01/18/2010	<0.030		<0.12	30							
07/15/2010	<0.050		<0.30 V	67		0.26	8,800				
01/24/2011	0.069		<0.060	19							
07/19/2011	0.042		0.68	36		0.27	4,600				
01/23/2012	<0.060		<0.18	29							
07/06/2012	0.050		0.036	82		0.12 B	7,300				
7/6/2012 Duplicate	0.092		0.062	81		0.13 B	2,600				
01/07/2013	<0.030		<0.040	27							
07/02/2013	<0.040		0.16	51		0.05	330				
01/22/2014		0.11					760	489	601	3.5	2.9
07/16/2014		0.12			<0.016		2,100	407	2,250	2.3	3.5
01/15/2015		0.16					1,100	262	550	2.2	4.0
1/15/2015 Duplicate		0.16					2,300	250	565	2.1	2.4
07/09/2015		<0.040			<0.050		1,800	366	1,160	5.6	6.6
01/14/2016		<0.040					1,500	305	467	2.2	7.0
1/14/2016 Duplicate		<0.040					3,400	599	827	2.5	7.1
07/07/2016		<0.040			0.052		1,400	850	1,410	2.7	87.0
01/16/2017		0.099					650	250	310	5.0	4.5
07/17/2017		0.070			0.050		710	184	1,440	3.6	4.7
01/11/2018		<0.040					420	332	422	3.1	3.6
07/11/2018		0.310			0.032		2,400	<59	6.5	32	1.4
01/24/2019		<0.12					580	895	391	3.3	3.4
07/11/2019		1.9			<0.020		390	<59	241	10	1.9
01/13/2020		<0.12					<33	98.7	258	3.4	2.7
07/08/2020		0.36			<0.020		360	<59	648 M	3.7	2.0
01/11/2021		<0.12					1,000	307	365	4.5	2.0
07/12/2021		<0.12			<0.020		1800 Q	376	405	3.4	2.7

Water Quality Indicators - Historical Data
 WAULECO, INC - Wausau Facility
 Well - W18

Date	#2 Fuel Oil (mg/L)	#6 Fuel Oil (mg/L)	Ammonia Nitrogen Total (mg/L)	Gasoline (mg/L)	Kerosene (mg/L)	Nitrate + Nitrite Nitrogen (mg/L)	Nitrogen, Nitrate (mg/L)	Phosphorus, Phosphate (mg/L)	Total Chloride (mg/L)	Dissolved Mercury (ug/L)	Total Mercury (ug/L)	TPH as Mineral Spirits (ug/L)	Sodium (ug/L)	Total Sulfate (mg/L)	Total Organic Carbon (mg/L)	Dissolved Iron (mg/L)	Dissolved Manganese (ug/L)
02/25/1992							<0.02		52.4			1,000					
07/08/1992			<1				<0.02	4.02	131			<500					
09/17/1992			<1				<0.02	1.6	50.5			<500	21,100				
12/17/1992			<1				0.05		52.7			1,000	22,800				
03/23/1993			0.14			<0.02			52			2,100	21,800				
06/29/1993			<0.1			0.04			43			<1000					
12/28/1993			<0.2			<0.02			69			1,000					
06/22/1994			<0.1			<0.02			45			<1000					
07/05/1995	<0.25		0.22	<0.25	<0.25	<0.02			39			1,900					
07/09/1996	<0.25	<1	<0.1	<0.25	<0.25	<0.02			28			940					
07/11/1997			<0.1			<0.14			40.7			<260					
06/24/1998			<0.1			<0.14			37.1	<0.2		250					
06/08/1999			<0.1			1.26			23.3			<100					
07/18/2000			<0.02			2.01			34.2	0.27		<500					
01/31/2001			<0.02			0.380			10.8	<0.12		<500					
07/11/2001			<0.020			2.1			25	<0.14		<500					
08/06/2002			<0.020			3.9			29	<0.070		<500					
07/23/2003			<0.011			2.7			45	0.09		<28					
07/12/2004			<0.030			1.840			22.2	<0.11		<27					
07/18/2005			<0.030			2.1			120	<0.090Y		62					
07/18/2006			<0.023			3.0			92	<0.060		<510					
07/09/2007			<0.021			1.2			42	<0.080		<27					
07/23/2008			<0.080			3.0			64	<0.050		66					
07/07/2009			<0.030			1.9			140	<0.040		<26					
07/13/2010			<0.050			2.8			86	<0.040		<27					
07/19/2011			<0.022			<0.18			200	<0.030		330					
01/17/2012			<0.17			0.60			72								
07/19/2012			<0.030			0.45			50	<0.016		38					
07/02/2013			<0.040			1.20			270	<0.016		<27					
07/10/2014							0.92			<0.016		<27					
07/07/2015							0.69			<0.050		<27					
07/06/2016							0.60			<0.020		<34					
07/11/2017							0.15 M			<0.020		34 B	8.9	1	<59	<2.2	
01/10/2018										<0.020		<33	22	0.96	<59	<2.2	
07/11/2018							0.84			<0.020		<34	20	<0.40	<59	<2.2	
01/23/2019												<32	18	1	<59 M,Y	<2.2	
07/08/2019										<0.020		<32	6.8	<0.40	<59	5	
01/07/2020												49 B	16	3.1	<59	<2.2	
07/07/2020							1.10			<0.020		<34	6.8	0.85	<59	<2.2	
01/07/2021												<34	19	0.45	<36	2.2	
07/06/2021							0.94			<0.020		<32	15	1.1	<36	<1.4	

Water Quality Indicators - Historical Data
 WAULECO, INC - Wausau Facility
 Well - W19

Date	Ammonia Nitrogen Total (mg/L)	Nitrate (mg/L)	Nitrate + Nitrite Nitrogen (mg/L)	Total Chloride (mg/L)	Dissolved Mercury (ug/L)	Total Mercury (ug/L)	TPH as Mineral Spirits (ug/L)	Total Sulfate (mg/L)	Total Organic Carbon (mg/L)	Dissolved Iron (mg/L)	Dissolved Manganese (ug/L)
06/24/92				388							
12/18/92				270							
06/30/93				87							
12/28/93				154							
04/25/94				164							
06/21/94				53							
10/04/94				48							
03/10/95				235							
07/06/95				238							
09/13/95				68							
03/20/96				43							
07/10/96				140							
09/25/96				188							
07/11/97				221							
12/31/97				1220							
06/01/1998				648							
07/18/2000	<0.02		3.66	1,610		1	41,000				
07/11/2001	<0.020		4.1	530		0.65	19,000				
01/15/2002	<0.020		3.3	2000							
08/06/2002	<0.020		4.6	630		0.47	37,000				
01/14/2003	<0.070		3.9	400							
07/22/2003	0.046		4.4	260		1.3	16,000				
01/20/2004	0.13 J		4.7	390							
07/13/2004	0.074 J		4.26	653		1.6	12,000 Q				
01/20/2005	<0.030		3.70	720							
07/20/2005	<0.030		3.90	520		0.58	1,100				
01/17/2006	<0.023		4.53	387							
07/20/2006	<0.023		5.30	610		0.47	30000 Q				
01/23/2007	<0.023		3.80	1500							
07/11/2007	<0.021		3.30	880		0.98	5700 Q				
7/11/2007 Duplicate	<0.021		3.00	740		1.3	10000 Q				
01/28/2008	<0.021		3.8 Q	560							
07/24/2008	0.12		4.30	520		0.68	2,100				
01/20/2009	<0.080		5.70	580							
07/07/2009	0.085		3.70	660		1.1	5,900				
01/18/2010	0.088		4.3 V	660							
07/14/2010	<0.050		4.30	440		0.35	330				
01/25/2011	<0.050		2.50	300							
07/19/2011	<0.022		1.50	600		1.4	360				
01/17/2012	0.24		3.10	500							
07/06/2012	<0.030		3.20	430		0.56 B	430				
01/04/2013	<0.030		2.40	450							
07/01/2013	0.047		1.10	370		1.6	330				
01/21/2014		2.10									
07/08/2014		1.50			0.020 B		410				
01/15/2015		1.50									
07/08/2015		2.10			<0.050		430				
01/14/2016		3.10									
07/07/2016		1.60			0.074		310				
01/16/2017		3.40									
07/17/2017		1.60			<0.020		47	16	4	665	82.6
01/10/2018		4.10					190	19	2.4	172	340
07/11/2018		2.90			0.027		170	19	3.2	1210	469
01/23/2019		1.80					<34	20	2.3	<59	80.1

Water Quality Indicators - Historical Data
 WAULECO, INC - Wausau Facility
 Well - W21

Date	#2 Fuel Oil (mg/L)	#6 Fuel Oil (mg/L)	Alkalinity, Bicarbonate (mg/L)	Alkalinity, Total (mg/L)	Ammonia Nitrogen Total (mg/L)	Carbon, Total Organic (mg/L)	Gasoline (mg/L)	Kerosene (mg/L)	Nitrate + Nitrite Nitrogen (mg/L)	Nitrogen, Nitrate (mg/L)	Oil and Grease (mg/L)	Phosphorus, Phosphate (mg/L)	Solids, Total Dissolved (mg/L)	Solids, Total Suspended (mg/L)	Sulfate (mg/L)	Total Chloride (mg/L)	Dissolved Mercury (ug/L)	Total Mercury (ug/L)	TPH as Mineral Sprits (ug/L)	Sodium (ug/L)	Arsenic (ug/L)	Barium (ug/L)	Chromium (ug/L)	Chromium, Total (ug/L)	Iron (ug/L)	Calcium (ug/L)	Magnesium (ug/L)	Potassium (ug/L)
01/08/1987						11				4.02	<5		390	2935	21.8	82.6					64	991	<10		473	360		
06/04/1987						13.8				1.72	<5		293	5760	32	52.7					<10	<200	<10			310		
09/03/1987						3.62				1.74	12.6		243	2480	20.2	53.2					<10	<200	<10					
12/03/1987						3.89				4.59	<6		302	313	33.5	68.4												
03/03/1988						5.6				2.44	<6		331	1560	19.6	69.9												
04/07/1988						2.93				2.76	<6		296	1650	28.9	83					<10	<200	<10					
08/10/1988						5.92				3.25	8.46		127	4420	59.3	71					<10	<200	<10					
11/15/1988						3.86				4.83	10.6		313	170	<10	81					<10	<200	<10					
01/26/1989						2.34				3.91	24.6		392	556	<10	89.8												
04/27/1989						3.54				5.95	8.07		415	2090	19.5	115					<10	<200	<10					
07/27/1989						30				6.45	<6		460	1420	21	101					<10	<200	<10					
10/26/1989						3.74				0.23	<6		161	324	15.8	14.2					<10	<200	<10					
01/25/1990						3.49				2.92	<6		190	450	24.2	33.7					<10	<200	<10					
05/03/1990						4.01				1.2	<6		248	236	14.2	53					<10	<200	<10					
09/21/1990						2.93				0.53	<6		141	106	18.8	30.4					<10	<200	<10					
12/11/1990						0				0.58																		
12/12/1990						5.34					<6		198	175	15.1	31.8					<10	<200	<10					
01/30/1991						4.46				0.83	<6		204	98	13.6	40.6					<10	<200	<10					
05/01/1991						6.74				1.11	<6		175	648	11.2	32.8					<10	<200	<10					
10/08/1991						2.76				0.88	<5		253	388	15.5	56.6					<10	<200	<10					
10/29/1991			94.5	94.5								0.392			16.2	54.8			32400		0	<200				33100	9780	<5000
12/22/1991			85.8	85.8								0.267			13.8	35.2			25000			<200				24300	7430	<5000
06/24/1992										2.5						40.4				<500		<1						
12/18/1992					<1					2.3		3.18				59				<500	36500							
06/29/1993					<0.1				1.83							62												
12/28/1993					<0.2				2.4							74												
06/22/1994					0.31				1.3							43												
07/06/1995	<0.25				0.16		<0.25	<0.25	0.78							44												
07/08/1996	<0.25	<1			<0.1		<0.25	<0.25	4.36							88												
07/11/1997					<0.1				2.58							79.1												
06/23/1998					<0.1				2.93							130		<0.2										
06/07/1999					<0.1				1.69							110												
07/17/2000					<0.02				1.51							87.7		<0.16										
01/30/2001					<0.02				1.34							48.0		5.8										
07/10/2001					<0.02				220							99.0		<0.14										
08/05/2002					<0.020				3.1							91.0		<0.070										
07/22/2003					0.015				4.0							68.0		<0.070										
07/13/2004					<0.030				2.77							110		<0.11										
07/19/2005					<0.030				3.10							110		<0.090										
07/18/2006					<0.023				1.60							130		<0.060										
07/09/2007					<0.021				4.10							120		<0.080										
07/22/2008					<0.080				3.60							190		<0.050										
07/07/2009					<0.030				2.3Y							180		<0.040										
07/14/2010					<0.050				2.70							110		<0.040										
07/18/2011					<0.022				2.40							130		0.050										
07/09/2012					<0.030				2.30							75		<0.016										
07/01/2013					<0.040				2.20							130		<0.016										
07/08/2014									1.9								<0.016											
07/07/2015									1.6 H								<0.050											
07/05/2016									1.3								0.092											
07/10/2017									1.8								<0.020											

Water Quality Indicators - Historical Data
 WAULECO, INC - Wausau Facility
 Well - W21

Date	#2 Fuel Oil	#6 Fuel Oil	Alkalinity, Bicarbonate	Alkalinity, Total	Ammonia Nitrogen Total	Carbon, Total Organic	Gasoline	Kerosene	Nitrate + Nitrite Nitrogen	Nitrogen, Nitrate	Oil and Grease	Phosphorus, Phosphate	Solids, Total Dissolved	Solids, Total Suspended	Sulfate	Total Chloride	Dissolved Mercury	Total Mercury	TPH as Mineral Spirits	Sodium	Arsenic	Barium	Chromium	Chromium, Total	Iron	Calcium	Magnesium	Potassium
	(mg/L)	(mg/L)	(mg/L)	(mg/L)	(mg/L)	(mg/L)	(mg/L)	(mg/L)	(mg/L)	(mg/L)	(mg/L)	(mg/L)	(mg/L)	(mg/L)	(mg/L)	(mg/L)	(ug/L)	(ug/L)	(ug/L)	(ug/L)	(ug/L)	(ug/L)	(ug/L)	(ug/L)	(ug/L)	(ug/L)	(ug/L)	(ug/L)
07/10/2018										1.4							0.340		<34									
07/09/2019										2.3							<0.020		<34									
07/06/2020										2							<0.020		<34 Q									
07/07/2021										0.77							<0.020		<34									

Water Quality Indicators - Historical Data
WAULECO, INC - Wausau Facility
Well - W22

Date	#2 Fuel Oil (mg/L)	#6 Fuel Oil (mg/L)	Ammonia Nitrogen Total (mg/L)	Gasoline (mg/L)	Kerosene (mg/L)	Nitrate (mg/L)	Nitrate + Nitrite Nitrogen (mg/L)	Nitrogen, Nitrate (mg/L)	Phosphorus, Phosphate (mg/L)	Total Chloride (mg/L)	Dissolved Mercury (ug/L)	Total Mercury (ug/L)	TPH as Mineral Sprits (ug/L)	Dissolved Iron (ug/L)	Dissolved Manganese (ug/L)	Sodium (ug/L)	Sulfate (ug/L)	Total Organic Carbon (ug/L)
02/25/1992								<0.02		386			3000					
06/14/1992								0.14		299			550					
09/17/1992			<1					0.675	0.632	19.6			<500			11300		
12/18/1992			<1					0.081		313			3000			131000		
03/24/1993			<0.1				0.02			307			9900			124000		
06/30/1993			<0.1				0.73			25			<1000					
12/28/1993			0.22				0.06			356			2000					
04/25/1994			0.24				0.13			247								
06/22/1994			<0.1				0.05			180			<1000					
10/04/1994			<0.1				0.15			240								
01/05/1995			<0.1				0.27			248								
03/09/1995			0.13				0.21			196								
07/06/1995	<0.25		0.49	<0.25	<0.25		0.02			167			2000					
09/13/1995			<0.1				0.22			119								
12/18/1995			0.13				<0.1			183								
03/21/1996			0.12				<0.1			138								
07/10/1996	<0.25	<1	<0.1	<0.25	<0.25		0.28			95			1800					
09/25/1996			<0.1				<0.08			100								
01/21/1997			<0.1				0.15			118								
07/11/1997			<0.1				0.2			184			2800					
01/02/1998			<0.1				<0.14			392								
06/24/1998			<0.1				0.16			428		0.3	2900					
01/26/1999			<0.1				<0.14			432.5		1.05						
08/07/2002			<0.020				<0.18			230		0.23	51,000					
01/14/2003			<0.070				<0.18			140								
01/20/2005			<0.030				0.47			150								
07/21/2005			<0.030				<0.10			280		0.36	230,000					
01/17/2006			<0.023				<0.10			441								
07/20/2006			<0.023				<0.13			640		0.27	38000 Q					
01/23/2007			<0.023				0.2			510								
07/11/2007			<0.021				0.41 Y			170		0.33	1900 Q					
01/28/2008			<0.021				<0.019 Q			150 Q								
07/24/2008			<0.080				<0.12			160		0.51	3,000					
01/21/2009			<0.080				0.76			91								
07/07/2009			<0.030				0.26		220	450		0.2	2,400					
01/19/2010			<0.030				1			68								
07/15/2010			<0.050				2.9			160		0.1	2,400					
7/15/2010 Duplicate			<0.050				2.8			160		0.27	5,100					
01/25/2011			<0.050				1.9			82								
07/19/2011			<0.022				0.55			40		0.70	54					
01/18/2012			<0.17				0.51			190								
07/10/2012			<0.030				1.7			270		0.21	3,800					
01/07/2013			<0.030				0.26			240								
1/7/2013 Duplicate			<0.030				0.11			220								
07/08/2013			<0.040				0.43			230		0.62	4,300					
01/22/2014								0.33					3,700	<5.0	2600		13	9.3
07/08/2014								0.56			<0.016		3,400	13.8	768		21	11
01/15/2015								0.32					2,900	22.2	614		11	6.7
07/09/2015								0.51			<0.050		2,900	<10	790		16	9
01/13/2016								0.57					2,100	23.5	965		18	10
07/11/2016								0.6			0.12		1,700	21.1	1010		14	8.9

Water Quality Indicators - Historical Data
 WAULECO, INC - Wausau Facility
 Well - W22

Date	#2 Fuel Oil (mg/L)	#6 Fuel Oil (mg/L)	Ammonia Nitrogen Total (mg/L)	Gasoline (mg/L)	Kerosene (mg/L)	Nitrate (mg/L)	Nitrate + Nitrite Nitrogen (mg/L)	Nitrogen, Nitrate (mg/L)	Phosphorus, Phosphate (mg/L)	Total Chloride (mg/L)	Dissolved Mercury (ug/L)	Total Mercury (ug/L)	TPH as Mineral Spirits (ug/L)	Dissolved Iron (ug/L)	Dissolved Manganese (ug/L)	Sodium (ug/L)	Sulfate (ug/L)	Total Organic Carbon (ug/L)
01/19/2017								<0.24					5,200	392	3310		11	11
1/19/2017 Duplicate								<0.040					5,800	<59	3250		8.1	10
07/18/2017								0.25			<0.020		1,400	191	1370 M		11	9.9
01/15/2018								0.079					4,000	82.2	3590		8.3	12
1/15/2018 Duplicate								<0.040					4,100	86.7	3660		7.4	14
07/18/2018								0.41			<0.020		2,600	<59	2940		15	6.1
01/28/2019								0.6					1,500	<59	1980		26	9.1
1/28/2019 Duplicate								0.47					1,500	<59	1990		22	8.3
07/18/2019								6			<0.020		<34	<59	6.7		32	4.6 Y
01/22/2020								0.82					490	<59	1140		13	4.9
07/13/2020								1.9			<0.020		600	<59	610		14	5.6
01/12/2021								0.43					2,200	<36	4790		6.5	6.2
07/13/2021								1.9			0.023		1,400	573	1620		10	8.1

Water Quality Indicators - Historical Data
 WAULECO, INC - Wausau Facility
 Well - W25

Date	#2 Fuel Oil (mg/L)	Ammonia Nitrogen Total (mg/L)	Gasoline (mg/L)	Kerosene (mg/L)	Nitrate (mg/L)	Nitrate + Nitrite Nitrogen (mg/L)	Nitrogen, Nitrate (mg/L)	Phosphorus, Phosphate (mg/L)	Total Chloride (mg/L)	Dissolved Mercury (ug/L)	Total Mercury (ug/L)	TPH as Mineral Spirits (ug/L)	Sodium (ug/L)
02/19/1992							7.64		75.8			<610	
07/29/1992							4.66		60.4			<500	
09/17/1992		<1					6.04	1.96	34.6			<500	31900
12/17/1992		<1					6.52		39.3			<500	33700
03/23/1993		<0.1				4.37			77			<500	40200
06/28/1993		0.2				4.2			71			<1000	
12/28/1993		0.26				8.07			136			<1000	
04/25/1994		0.2				1.14			90				
06/21/1994		0.17				2.69			84			1600	
10/04/1994		<0.1				6.02			89				
03/10/1995		0.23				0.58			68				
07/05/1995	<0.25	0.71	<0.25	<0.25		2.58			91			850	
09/13/1995		<0.1				1.14			25				
03/21/1996		0.11				4.55			54				
07/11/1997		<0.1				5.5			156			<260	
01/02/1998		<0.1				3.4			81.2				
06/23/1998		<0.1				2.61			110	<0.2		<250	
01/26/1999		<0.1				4.5			144	<0.2			
06/09/1999		0.2				4.9			187			<100	
01/11/2000		<0.1				4.75			207	<0.16			
07/18/2000		<0.02				5.74			186	<0.16		<500	
01/30/2001		<0.02				5.18			308	144		<500	
07/10/2001		<0.02				4.4			160	<0.14		<500	
01/15/2002		<0.020				5.0			240				
08/05/2002		<0.020				8.4			140	<0.070		<500	
01/14/2003		<0.070				10.0			110				
07/22/2003		0.023				5.6			150	<0.070		<27	
01/20/2004		0.042				3.2			230				
07/13/2004		<0.030				7.70			40.7	<0.11		27 J	
01/19/2005		<0.030				6.30			88				
07/21/2005		<0.030				3.60			120	<0.090		340	
7/21/2005 Duplicate		<0.030				3.8			120	<0.090		380	
07/18/2006		<0.023				2.20			82	<0.060		<530	
7/18/2006 Duplicate		<0.023				2.1			89	<0.060		<530	
01/23/2007		<0.023				2.80			200				
07/11/2007		<0.021				4.8			220	0.14		65	
01/29/2008		<0.021				4.5 Q			190 Q				
07/23/2008		<0.080				7.30			71	0.05		92 Q	
01/20/2009		<0.080				12.00			250M				
07/06/2009		<0.030				6.60			120	<0.04		86	
01/18/2010		<0.030				5.40			150				
07/13/2010		<0.050				4.90			180	0.06		630	
7/13/2010 Duplicate		<0.050				5.10			180	0.04		570	
01/24/2011		<0.050				4.80			46				
07/19/2011		<0.022				4.30			16	0.090		100	
7/19/2011 Duplicate		<0.022				4.30			15	0.160		130	
01/23/2012		0.09				3.90			110				
07/06/2012		<0.030				4.10			150	0.060 B		230	
01/04/2013		<0.030				2.60			60				
07/05/2013		<0.040				4.90			28	0.030		54 MY	
01/21/2014							4.5						
07/09/2014							5.8			<0.016		<27	

Water Quality Indicators - Historical Data
 WAULECO, INC - Wausau Facility
 Well - W25

Date	#2 Fuel Oil (mg/L)	Ammonia Nitrogen Total (mg/L)	Gasoline (mg/L)	Kerosene (mg/L)	Nitrate (mg/L)	Nitrate + Nitrite Nitrogen (mg/L)	Nitrogen, Nitrate (mg/L)	Phosphorus, Phosphate (mg/L)	Total Chloride (mg/L)	Dissolved Mercury (ug/L)	Total Mercury (ug/L)	TPH as Mineral Spirits (ug/L)	Sodium (ug/L)
01/19/2015							5.2						
07/08/2015							5.4			<0.050		45	
01/14/2016							6						
07/06/2016							5.9			0.050		<33	
01/16/2017							4.2						
07/11/2017							6.8			<0.020		47 B	
01/09/2018							3.9		220				
07/11/2018							5.8			<0.020		<33	
01/21/2019							5.4						
07/08/2019							6.2			<0.020		<32	
01/13/2020							3.3						
07/07/2020							5.9			<0.020		<34	
01/11/2021							4.3						
07/07/2021							3.8			<0.020		<32	

Water Quality Indicators - Historical Data
 WAULECO, INC - Wausau Facility
 Well - W26-W26R

Date	#2 Fuel Oil (mg/L)	#6 Fuel Oil (mg/L)	Ammonia Nitrogen Total (mg/L)	Gasoline (mg/L)	Kerosene (mg/L)	Nitrate (mg/L)	Nitrate + Nitrite Nitrogen (mg/L)	Nitrogen, Nitrate (mg/L)	Phosphorus, Phosphate (mg/L)	Total Chloride (mg/L)	Dissolved Mercury (ug/L)	Total Mercury (ug/L)	TPH as Mineral Spirits (ug/L)	Dissolved Iron (ug/L)	Dissolved Manganese (ug/L)	Sodium (ug/L)	Sulfate (ug/L)	Total Organic Carbon (ug/L)
02/25/1992								0.034		103			1,000					
06/14/1992								0.093		130			<500					
09/17/1992			<1					0.031	1.96	166			650			62,800		
12/18/1992			<1					0.337		139			1,000			66,000		
03/24/1993			0.18				0.12			136			4,800			52,800		
06/30/1993			0.19				0.12			133			<1000					
12/27/1993			<0.2				0.16			155			1,000					
04/25/1994			0.11				<0.02			212								
06/22/1994			<0.1				<0.02			181			1,200					
10/04/1994			<0.1				<0.02			178								
03/09/1995			0.12				0.05			169								
07/06/1995	<0.25		0.24	<0.25	<0.25		0.04			143			4,400					
09/13/1995			<0.1				<0.02			245								
03/21/1996			0.16				<0.04			118								
07/09/1996	<0.25	<1	<0.1	<0.25	<0.25		0.81			488			900					
09/25/1996			<0.1				<0.08			359								
07/11/1997			<0.1				0.25			207			<260					
01/02/1998			<0.1				<0.14			287								
06/24/1998			<0.1				<0.14			349		0.2	3,800					
01/27/1999			<0.1				<0.14			691		<0.2						
06/09/1999			<0.1				<0.14			677			<1000					
01/11/2000			<0.1				<0.14			193.5		0.355						
07/18/2000			<0.02				<0.08			375		<0.16	4,800					
01/31/2001			<0.02				<0.08			254		<0.12	2,600					
07/11/2001			<0.020				0.95			420		<0.14	1,700					
01/15/2002			<0.020				<0.18			56								
08/06/2002			<0.020				<0.18			250		<0.070	1,300					
01/14/2003			<0.070				<0.18			340								
07/24/2003			0.042				0.27			300		0.19	410					
01/21/2004			0.045				<0.13			260								
07/13/2004			<0.030				0.60			230		<0.11	230					
01/20/2005			<0.030				0.78			390								
07/20/2005			<0.030				0.84			320		<0.090	850					
01/17/2006			<0.023				0.36			373								
07/20/2006			<0.023				0.68			400		0.10	1600 Q					
7/20/2006 Duplicate			<0.023				0.53			420		0.10	1800 Q					
01/23/2007			<0.023				0.14			1100								
07/09/2007			<0.021				<0.19			460		0.18	320					
7/9/2007 Duplicate			<0.021				<0.19			530		0.21	380					
01/28/2008			<0.021				<0.19			350								
01/28/2008 Duplicate			<0.021				<0.19			410								
07/24/2008			<0.080				<0.12			270		0.06	1,000					
01/20/2009			<0.080				0.310			67								
07/07/2009			<0.030				0.120			22		0.14	<27					
7/7/2009 Duplicate			<0.030				0.140			22		0.13	<27					

Water Quality Indicators - Historical Data
 WAULECO, INC - Wausau Facility
 Well - W26-W26R

Date	#2 Fuel Oil (mg/L)	#6 Fuel Oil (mg/L)	Ammonia Nitrogen Total (mg/L)	Gasoline (mg/L)	Kerosene (mg/L)	Nitrate (mg/L)	Nitrate + Nitrite Nitrogen (mg/L)	Nitrogen, Nitrate (mg/L)	Phosphorus, Phosphate (mg/L)	Total Chloride (mg/L)	Dissolved Mercury (ug/L)	Total Mercury (ug/L)	TPH as Mineral Spirits (ug/L)	Dissolved Iron (ug/L)	Dissolved Manganese (ug/L)	Sodium (ug/L)	Sulfate (ug/L)	Total Organic Carbon (ug/L)
01/18/2010			<0.030				<0.12			100								
07/15/2010			<0.050				2.20			370		<0.040	3,400					
01/25/2011			<0.050				3.10			560								
07/20/2011			<0.022				4.70			700		0.090	960					
7/20/2011 Duplicate			<0.022				4.70			660		0.090	970					
01/23/2012			<0.060				3.80			620								
07/10/2012			<0.030				3.10			770		<0.016	360					
01/04/2013			<0.030				1.20			590								
07/02/2013			<0.040				1.30			780		<0.016	49					
01/22/2014								3.5	220				50	<5.0	599		26	2.6
07/07/2014								2.5			<0.016		<26	<10	259		29	3.9
01/15/2015								3.7					<27	<10	138		42	3.3
07/09/2015								1.4			<0.050		1,100	<10	263		44	5.2 Y
01/13/2016								3.1					60	<10	265		36	2.3
07/07/2016								2.7			0.042		<33	<10	221		40	3.7
01/16/2017								1.7					420	<59	76.1		28	3.7
07/17/2017								1.8			<0.020		51	<59	270		16	3.2
01/10/2018								1.4					<33	<59	88.3		20	3.2
07/12/2018								1.9			<0.020		<33 Q	<59	<2.2		31	1.2
01/24/2019								3.5					<33	<59	21		33	3.5
07/15/2019								0.54			<0.020		760	164	4270		18	8.1
01/13/2020								0.64					340	<59	640		11	4.9
07/14/2020								0.27			<0.020		120	<59	211		8.8	<0.40
01/11/2021								<0.12					880	60.3	658		5.7	4.6
07/12/2021								0.19			<0.020		72 Q	116	196		4.8	3.4

Water Quality Indicators - Historical Data
 WAULECO, INC - Wausau Facility
 Well - W27

Date	#2 Fuel Oil (mg/L)	#6 Fuel Oil (mg/L)	Ammonia Nitrogen Total (mg/L)	Gasoline (mg/L)	Kerosene (mg/L)	Nitrate + Nitrite Nitrogen (mg/L)	Nitrogen, Nitrate (mg/L)	Total Chloride (mg/L)	Dissolved Mercury (ug/L)	Total Mercury (ug/L)	TPH as Mineral Spirits (ug/L)	Sodium (ug/L)	Arsenic (ug/L)	Dissolved Iron (ug/L)	Dissolved Manganese (ug/L)	Sulfate (ug/L)	Total Organic Carbon (ug/L)
06/24/1992							0.926	103			500						
12/17/1992			<1				0.324	140			2,000	58,000	<1				
06/30/1993			<0.1			2.62		162			<1000						
12/28/1993			0.26			0.39		129			1,000						
06/22/1994			<0.1			0.36		116			<1000						
07/06/1995	<0.25		0.47	<0.25	<0.25	1.41		123			3,800						
07/09/1996	<2.5	<10	<0.1	<2.5	<2.5	0.16		173			6,500						
07/11/1997			<0.1			0.32		214			<250						
06/24/1998			<0.1			0.64		187		1	4,900						
06/08/1999			0.25			0.42		359			2,800						
07/18/2000			<0.02			0.295		341.5		0.87	3,850						
01/31/2001			<0.02			0.180		232		0.37	5,300						
07/11/2001			0.12			1.1		520		0.17	<500						
08/06/2002			<0.020			0.81		710		0.31	2,700						
07/22/2003			0.35			0.55		240		0.53	2,800						
07/13/2004			0.44			1.32		189		0.41	3,500						
07/19/2005			0.55			0.72		190		0.4	4,600						
07/19/2006			0.50			0.43		140		0.24	4,100						
07/09/2007			0.64			0.46		260		0.27	3600 Q						
07/23/2008			1.30			0.39		330		0.17	3,200						
07/07/2009			0.54			0.44		280		0.21	3,600						
07/14/2010			0.59			0.94		260		0.12	14,000						
7/14/2010 Duplicate			0.57			1.2 Y		260		0.1	17,000						
07/25/2011			0.15			0.22		46		0.33	7,900						
07/10/2012			0.25			0.051		61		0.15	9,900						
07/05/2013			0.26			1.400		110		0.06	9,000						
01/24/2014											4,900			4,480	11,800	18	8.9
07/09/2014							0.2		<0.016		4,400			5,450	18,800	22 M	17
01/16/2015											6,200			5,290	13,700	22	9.3
07/09/2015							0.23		<0.050		9,200			9,120	20,100	40	22
01/13/2016											7,000			7,020	17,800	38	18
07/11/2016							0.17		0.17		4,300			8,550	19600 M	47	23
01/19/2017											9,800			7,550	22,100	26	18
07/18/2017							<0.040		<0.020		6,300			4,610	15,900	69	52
7/18/2017 Duplicate							<0.040		<0.020		7,200			4,860	16,500	86	47
01/11/2018											6,000			6,000	16,400	25	21
07/18/2018							0.13		<0.020		4,600			5,040	15,300	43	33
01/24/2019											3,000			4,360	16,000	31	14
07/18/2019							<0.12		<0.020		3,200			3,490	10,300	20	44
7/18/2019 Duplicate							<0.12		<0.020		3,000			3,440	9,900	21	46
01/23/2020											2,900			4,210	14,800	6.6	9.8
07/16/2020							0.14		<0.020		2,000			5,040	18,700	8.6	6.9
01/12/2021											3,100			5,040	16,700	6	12
07/12/2021							0.18		<0.020		2100 Q			4,340	17,100	8.9	14

Water Quality Indicators - Historical Data
 WAULECO, INC - Wausau Facility
 Well - W28

Date	#2 Fuel Oil (mg/L)	#6 Fuel Oil (mg/L)	Ammonia Nitrogen Total (mg/L)	Carbon, Total Organic (mg/L)	Gasoline (mg/L)	Kerosene (mg/L)	Nitrate + Nitrite Nitrogen (mg/L)	Nitrogen, Nitrate (mg/L)	Oil and Grease (mg/L)	Phosphorus, Phosphate (mg/L)	Solids, Total Dissolved (mg/L)	Solids, Total Suspended (mg/L)	Sulfate (mg/L)	Total Chloride (mg/L)	Dissolved Mercury (ug/L)	Total Mercury (ug/L)	TPH as Mineral Spirits (ug/L)	Sodium (ug/L)	Arsenic (ug/L)	Barium (ug/L)	Chromium (ug/L)	Chromium, Total (ug/L)	Dissolved Iron (ug/L)	Iron (ug/L)	Dissolved Manganese (ug/L)
01/08/1987				7.31				<0.02	<5		485	8170	36.8	102					30.45	2285	<10	965		<100	
06/04/1987				4.6				0.29	5.08		385	4290	37.3	88.4					<10	<200	<10			370	
09/03/1987				29.5				0.14	29		343	1650	20.2	102					<10	<200	<10				
12/03/1987				5.64				0.15	<6		351	768	42.7	14					<10	<200	<10				
03/03/1988				12				<0.02	9.52		471	2070	43.5	129											
04/07/1988				8.47				<0.02	<5		386	3300	47.2	123					<10	<200	<10				
08/10/1988				4.63				0.23	8.32		206	4310	53	107					<10	<200	<10				
11/15/1988				4.84				0.18	10.5		402	1970	19.6	100					<10	<200	<10				
01/26/1989				4.66				<0.02	9.28		423	567	<10	121											
04/27/1989				7.26				0.04	7.68		392	1020	35.2	115					<10	<200	<10				
07/27/1989				35.6				0.19	<6		388	2450	38.5	94.3					<10	<200	<10				
10/26/1989				2.77				0.2	<6		365	1050	46.5	85.5					<10	<200	<10				
01/25/1990				4.05				0.11	<6		466	1130	33.6	93.5					<10	<200	<10				
05/03/1990				12				<0.02	<6		384	540	37.1	96					<10	<200	<10				
09/20/1990				4.55				<0.02	<5		317	918	33.6	89.9					<10	<200	<10				
12/11/1990				5.62				0.19	<6		324	528	33.8	79					<10	<200	<10				
01/29/1991				4.41				<0.02	<6		293	963	31.6	76.1					<10	<200	<10				
05/01/1991				7.05				0.08	7.56		281	1400	30.1	74.8					<10	<200	<10				
10/08/1991				4.99				<0.02	<5		329	840	23.3	73.4					<10	<200	<10				
07/08/1992			<1					0.115		0.918															
12/17/1992			<1					0.051						98.3					<500	<500	49,100				
06/29/1993			0.17					<0.02						88											
12/28/1993			<0.2					0.13						158											
06/22/1994			<0.1					0.03						130											
07/05/1995	<0.25		0.14		<0.25	<0.25	0.25							99						<250					
07/09/1996	<0.25	<1	<0.1		<0.25	<0.25	0.1							65						<250					
07/11/1997			<0.1					<0.14						75.5											
06/24/1998			<0.1					0.19						57.2		<0.2				<250					
06/08/1999			<0.1					0.24						53.6						<100					
07/18/2000			<0.02					0.21						50.9		0.24				<500					
01/30/2001			<0.02				0.160							47.4		3.9				<500					
07/10/2001			<0.02				0.84							32		<0.14				<500					
08/06/2002			<0.020				0.80							28		<0.070				<500					
07/23/2003			<0.011				0.77							26		<0.070				110					
07/12/2004			<0.030				0.75							59.2		<0.11		28 J							
07/18/2005			<0.030				1.10							70		<0.090				<27					
07/18/2006			<0.023				2.10							110		<0.060				<520					
07/09/2007			<0.021				1.70							87		<0.080				<31					
07/23/2008			<0.080				2.10							53		<0.050				320					
07/07/2009			<0.030				1.10							78		<0.040				<26					
07/13/2010			<0.050				0.33		220					190		<0.040				<27					
07/18/2011			<0.022				0.50							150		<0.030				90					
01/17/2012			<0.060				0.31							180											
07/19/2012			<0.030				<0.030							56		<0.016				31					
07/02/2013			<0.040				0.64							270		<0.016				<27					
01/24/2014				0.73									20							49			<5.0		23.2
07/10/2014				0.58				0.99					15		<0.016				<26			15.7		13.3	
01/16/2015				1.2									17							<27			54.1		<1.6
07/07/2015				1.8				1.2 H					16		<0.050				<27			<10		<0.050	
01/12/2016				1.3									16							<27			<10		<1.6
07/06/2016				1				1.2					15		<0.020				<33			<10		<1.6	
01/16/2017				1.8									15							<34			<59		<2.2
07/11/2017				1.5				0.81					10		<0.020				34 B			<59		<2.2	

Water Quality Indicators - Historical Data
 WAULECO, INC - Wausau Facility
 Well - W28

Date	#2 Fuel Oil (mg/L)	#6 Fuel Oil (mg/L)	Ammonia Nitrogen Total (mg/L)	Carbon, Total Organic (mg/L)	Gasoline (mg/L)	Kerosene (mg/L)	Nitrate + Nitrite Nitrogen (mg/L)	Nitrogen, Nitrate (mg/L)	Oil and Grease (mg/L)	Phosphorus, Phosphate (mg/L)	Solids, Total Dissolved (mg/L)	Solids, Total Suspended (mg/L)	Sulfate (mg/L)	Total Chloride (mg/L)	Dissolved Mercury (ug/L)	Total Mercury (ug/L)	TPH as Mineral Spirits (ug/L)	Sodium (ug/L)	Arsenic (ug/L)	Barium (ug/L)	Chromium (ug/L)	Chromium, Total (ug/L)	Dissolved Iron (ug/L)	Iron (ug/L)	Dissolved Manganese (ug/L)	
01/10/2018				1.3									13				△33							<59		<2.2
07/11/2018				<0.40				1.2					11		<0.020		△32							<59		<2.2
01/23/2019				1									13				△32							70.5		31.1
07/08/2019				1				2.5					16		<0.020		△34							<59		<2.2
01/13/2020				1									17				△32							<59		<2.2
07/07/2020				1.4				1.3					14		<0.020		△34							<59		<2.2
01/07/2021				0.48									13				△34							<36		<1.4
07/06/2021				0.88				1.1					13		<0.020		△33							262		22.3

Water Quality Indicators - Historical Data
 WAULECO, INC - Wausau Facility
 Well - W29-W29R

Date	#2 Fuel Oil (mg/L)	#6 Fuel Oil (mg/L)	Ammonia Nitrogen Total (mg/L)	Carbon, Total Organic (mg/L)	Gasoline (mg/L)	Kerosene (mg/L)	Nitrate + Nitrite Nitrogen (mg/L)	Nitrogen, Nitrate (mg/L)	Oil and Grease (mg/L)	Solids, Total Dissolved (mg/L)	Solids, Total Suspended (mg/L)	Sulfate (mg/L)	Total Chloride (mg/L)	Dissolved Mercury (ug/L)	Total Mercury (ug/L)	TPH as Mineral Spirits (ug/L)	Sodium (ug/L)	Arsenic (ug/L)	Barium (ug/L)	Chromium (ug/L)	Chromium, Total (ug/L)	Iron (ug/L)	Dissolved Iron (mg/L)	Dissolved Manganese (ug/L)
01/08/1987				18.9				0.53	9.8	446	3785	41.1	87.4					50	676	<10	310	2820		
06/04/1987				26.3				0.23	16.8	436	2740	46.1	117					<10	<200	<10		4060		
09/03/1987				27.7				0.95	12.2	308	765	21.3	70.9					<10	<200	<10				
12/03/1987				22.8				0.16	20.2	452	2220	48.1	118											
03/03/1988				16				0.42	13.7	327	1470	34	66.8											
04/07/1988				5.46				2.8	<5	154	1050	30.2	13.2					<10	<200	<10				
08/10/1988				25.2				0.39	20.3	224	5150	55.7	95.6					<10	<200	<10				
11/15/1988				34.3				0.19	27.9	366	1620	48.9	99.5					<10	<200	<10				
01/26/1989				25.3				0.23	28.7	374	361	<10	86.2											
04/27/1989				27.8				<0.02	32.9	408	2060	32.4	81					<10	<200	<10				
07/27/1989				69.8				0.07	16.6	502	1120	50	116					<10	<200	<10				
10/26/1989				15.8				0.34	15.3	395	372	40.2	87.4					<10	<200	<10				
01/25/1990				11.6				0.32	<6	218	758	25.7	45.3					<10	<200	<10				
05/03/1990				4.36				2.07	<6	159	170	11.9	17					<10	<200	<10				
09/21/1990				5.23				0.69	<5	158	376	16.3	23					<10	<200	<10				
12/11/1990				14.3				0.26	<6	192	297	34	19.8					<10	<200	<10				
01/30/1991				5.26				0.28	<6	165	291	13.1	15.1					<10	<200	<10				
05/01/1991				13.1				0.31	<6	190	500	14.4	17.4					<10	<200	<10				
06/25/1992								0.027					21.1					<500						
12/18/1992			<1					0.231					25.9				22,100	<1						
06/30/1993			0.15				0.44						43					<1000						
12/28/1993			<0.2				0.1						24					<1000						
06/22/1994			<0.1				0.6						157					<1000						
07/05/1995	<0.25		0.97		<0.25	<0.25	<0.02						35					<250						
07/09/1996	<0.25	<1	<0.1		<0.25	<0.25	0.08						60					690						
07/11/1997			<0.1				0.15						30.4					<260						
06/23/1998			<0.1				0.14						95.2		<0.2			470						
06/08/1999			<0.1				0.66						354					<100						
07/18/2000			<0.02				1.04						98.7		0.21			<500						
01/30/2001			<0.02				0.290						34.1		<0.12			<500						
07/11/2001			<0.020				0.31						53		<0.14			<500						
08/07/2002			<0.020				<0.18						28		<0.070			<500						
07/24/2003			<0.011				0.24						31		<0.070			<28						
07/13/2004			<0.030				0.400 J						43.1		<0.11			<27						
07/20/2005			<0.030				0.55						13		<0.090			150						
07/19/2006			<0.023				<0.13						30		<0.060			<540						
07/09/2007			<0.021				0.62						18		<0.080			<27						
07/24/2008			<0.080				0.32						79		<0.050			85						
7/24/2008 Duplicate			<0.080				0.35						75		<0.050			86						
07/07/2009			<0.030				<0.12						46		<0.040			<26						
07/14/2010			<0.050				0.57						67		<0.040			31						
07/19/2011			<0.022				<0.18						89		<0.030	1300 M								
07/09/2012			0.073				0.15		220				120		<0.016	1,000								
07/02/2013			<0.040				0.56						70		<0.016	<26								
07/07/2014								0.22						<0.016				140						
07/07/2015								0.29 H						<0.050				1,300						
07/11/2016								1.3						<0.020 M				600						
7/11/2016 Duplicate								1.1						<0.020				600						
07/17/2017				4.9				0.27				20		<0.020				350					<59	35.5

Water Quality Indicators - Historical Data
 WAULECO, INC - Wausau Facility
 Well - W29-W29R

Date	#2 Fuel Oil	#6 Fuel Oil	Ammonia Nitrogen Total	Carbon, Total Organic	Gasoline	Kerosene	Nitrate + Nitrite Nitrogen	Nitrogen, Nitrate	Oil and Grease	Solids, Total Dissolved	Solids, Total Suspended	Sulfate	Total Chloride	Dissolved Mercury	Total Mercury	TPH as Mineral Spirits	Sodium	Arsenic	Barium	Chromium	Chromium, Total	Iron	Dissolved Iron	Dissolved Manganese
	(mg/L)	(mg/L)	(mg/L)	(mg/L)	(mg/L)	(mg/L)	(mg/L)	(mg/L)	(mg/L)	(mg/L)	(mg/L)	(mg/L)	(mg/L)	(ug/L)	(ug/L)	(ug/L)	(ug/L)	(ug/L)	(ug/L)	(ug/L)	(ug/L)	(ug/L)	(mg/L)	(ug/L)
01/11/2018				3.1								6				<33							<59	25.1
07/19/2018				2.5				0.13				13		0.022		<32							<59	6.2
7/19/2018 Duplicate				1.8				0.14				13		<0.020		<33							<59	5.5
01/23/2019				2.8								17				42							<59	166
07/16/2019				11				0.47				14		<0.020		<34							<59	103
01/13/2020				8.1								18				140 B							<59	219
07/07/2020				5.6				1.9				22		<0.020		120							<59	53.9
01/12/2021				6.1								4.7				<32							37.5	96.1
07/12/2021				6.7				0.12				8		<0.020		<32 Q							77.3	101

Water Quality Indicators - Historical Data
 WAULECO, INC - Wausau Facility
 Well - W32

Date	#2 Fuel Oil (mg/L)	#6 Fuel Oil (mg/L)	Ammonia Nitrogen Total (mg/L)	Carbon, Total Organic (mg/L)	Gasoline (mg/L)	Kerosene (mg/L)	Nitrate + Nitrite Nitrogen (mg/L)	Nitrogen, Nitrate (mg/L)	Oil and Grease (mg/L)	Phosphorus, Phosphate (mg/L)	Solids, Total Dissolved (mg/L)	Solids, Total Suspended (mg/L)	Sulfate (mg/L)	Total Chloride (mg/L)	Dissolved Mercury (ug/L)	Total Mercury (ug/L)	TPH as Mineral Spirits (ug/L)	Sodium (ug/L)	Arsenic (ug/L)	Barium (ug/L)	Chromium (ug/L)	Chromium, Total (ug/L)	Iron (ug/L)
01/08/1987				34.1				0.03	<5		168	2210	45.9	15.5					48.4	712	<10	361	30500
06/04/1987				23.9				<0.02	<5		221	1730	53	17.6					<10	<200	<10		49500
09/03/1987				14.8				<0.02	<5		191	245	36.2	12.5					<10	<200	<10		
12/03/1987				14.5				<0.02	<6		175	182	57.8	14									
03/03/1988				11.5				<0.02	8.62		89	416	32.6	7.19									
04/07/1988				9.31				<0.02	<5		124	87	32.4	8.11					<10	<200	<10		
08/10/1988				21.1				<0.02	<6		21	1410	58.8	13.8					<10	<200	<10		
11/15/1988				15.7				<0.02	<6		181	342	56.4	15					<10	<200	<10		
01/26/1989				9.35				<0.02	<6		196	91	75.5	12.1									
04/27/1989				16.7				<0.02	<6		193	373	9.8	20					<10	<200	<10		
07/27/1989				42.8				<0.02	<6		224	171	1.5	16.9					<10	<200	<10		
10/26/1989				8				<0.02	<6		136	90	25.1	8.55					<10	<200	<10		
01/25/1990				9.81				<0.02	7.64		111	140	5.7	10.6					<10	<200	<10		
05/03/1990				10.6				<0.02	<6		140	18	4	11					<10	<200	<10		
09/21/1990				13.9				<0.02	<5		81	41	<1	6.1					<10	<200	<10		
12/11/1990				14.1				<0.02	<6		130	30	<1	5.8					<10	<200	<10		
01/30/1991				15.1				<0.02	<6		108	24	<1	4					<10	<200	<10		
05/01/1991				29.2				<0.02	<6		477	109	46.4	72.9					<10	269	<10		
10/08/1991				15.1				<0.02	<5		183	86	<1	5.96					<10	<200	<10		
06/24/1992								<0.02		2.8				27.2					<500				
12/19/1992			1.96					0.052						25.9			21,800		2.64				
06/29/1993			1.8				0.07							56					<1000				
12/28/1993			1.31				0.08							7					<1000				
06/22/1994			1.21				0.04							11					<1000				
07/05/1995	<0.25		1.46		<0.25	<0.25	0.03							12					<250				
07/08/1996	<0.25	<1	1.72		<0.25	<0.25	<0.06							38					<250				
07/11/1997			0.9				0.15							9.4					<270				
06/23/1998			0.92				<0.14							12.1		<0.2			<250				
06/07/1999			1.49				0.15							21.9					<100				
07/17/2000			1.02				<0.08							14.9		<0.16			<500				
01/30/2001			<0.02				<0.08							7.11		0.60			<500				
07/10/2001			1.1				<0.18							23		<0.14			<500				
08/06/2002			<0.020				<0.18							17		<0.070			<500				
07/24/2003			0.99				<0.13							8.5		0.19			<27				
07/13/2004			1.6				<0.13							35.6		<0.11	28 J						
07/20/2005			1.1				<0.10							8.5		<0.090			<27				
07/18/2006			1.2				<0.13							11		<0.060			<540				
07/09/2007			1.3				<0.19							14		<0.080			<33				
07/22/2008			1.4				<0.12							56		<0.050			77				
07/07/2009			1.4				<0.12							45		<0.040			<26				
07/14/2010			1.4				<0.30 V		220					27		<0.040			39				
07/18/2011			1				0.46							22		<0.030			<28				
07/09/2012			0.94				<0.030							14		<0.016			41				
07/01/2013			1.10				0.27 MY							65		<0.016			<26				
07/07/2014								0.13								<0.016			<27				
07/06/2015								<0.040								<0.050			<27				
07/05/2016								<0.040								0.092			<34				
07/10/2017								<0.040								<0.020			39 B				
07/10/2018								<0.12								<0.020			<34				
07/08/2019								<0.12								<0.020			<32				
07/06/2020								0.2								<0.020			<34 Q				
07/07/2021								<0.12								<0.020			<34				

Water Quality Indicators - Historical Data
 WAULECO, INC - Wausau Facility
 Well - W33

Date	Ammonia Nitrogen Total (mg/L)	Nitrate (mg/L)	Nitrate + Nitrite Nitrogen (mg/L)	Total Chloride (mg/L)	Dissolved Mercury (ug/L)	Total Mercury (ug/L)	TPH as Mineral Spirits (ug/L)	Dissolved Iron (ug/L)	Dissolved Manganese (ug/L)	Sulfate (ug/L)	Total Organic Carbon (ug/L)
08/07/2002	<0.020		0.98	630		3.4	100,000				
07/24/2003	0.018		1.3	370		10	86,000				
07/14/2004	<0.030		1.55	355		2.7	180,000 Q,M				
07/21/2005	<0.030		2	370		13	190,000				
01/23/2007	0.040		1	560							
07/11/2007	0.052		1.3	460		7.1	120,000 Q				
07/24/2008	0.200		1.5	440		12	28,000				
07/07/2009	<0.030		2	470		1.1	12,000				
01/19/2010	0.240		<2.4 V	440							
07/15/2010	0.075		<0.30 V	470		2.7	21,000				
01/25/2011	0.520		<0.30 V	410							
07/25/2011	0.350		0.23	57		3.7	3,800				
01/23/2012	0.230		0.93	170							
07/19/2012	0.073 M		<0.030	190		2.3	15000 M				
01/08/2013	0.150		<0.040	210							
07/08/2013	<0.040		0.23	110		4.3	17,000				
01/22/2014		0.17					26,000	3,140	2,750	20	8.6
07/07/2014		0.2			<0.016		26,000	1,810	2,030	17	11.0
01/15/2015		0.17					15,000	1,400	1,880	23	9.7
07/09/2015		0.37			<0.050		6,500	851	1360 M	12	7.0
01/14/2016		0.10					12,000	1,680	1,430	17	6.7
07/12/2016		0.15			0.21		4,800	1,600	1,500	13	6.4
01/19/2017		<0.040					9,400	2,560	1,510	20	21.0
07/18/2017		0.44			<0.020		3,500	693	1,850	12	9.3
01/11/2018		<0.040					14,000	1,160	1,720	15	9.5
07/19/2018		<0.12			<0.020		7,400	847	1,550	14	5.2
01/28/2019		<0.12					5,700	1,130	2,170	15	7.9
07/15/2019		2.1			<0.020		<34	<59	36.5	7.3	4.6
01/14/2020		1.9					2,400	510	1,480	10	6.9
07/14/2020		0.3			0.94		440	257	423 M	9.8	2.9
01/12/2021		<0.12					4,100	504	1,910.0	14.0	9.7
07/14/2021		0.67			0.022		2,900	187	1,130.0	6.0	<0.4

Water Quality Indicators - Historical Data
 WAULECO, INC - Wausau Facility
 Well - W36

Sampled	#2 Fuel Oil (mg/L)	#6 Fuel Oil (mg/L)	Ammonia Nitrogen Total (mg/L)	Gasoline (mg/L)	Kerosene (mg/L)	Nitrate + Nitrite Nitrogen (mg/L)	Nitrogen, Nitrate (mg/L)	Phosphorus, Phosphate (mg/L)	Total Chloride (mg/L)	Dissolved Mercury (ug/L)	Total Mercury (ug/L)	TPH as Mineral Spirits (ug/L)
02/20/1992							<0.02		100			1200
08/03/1992							0.048		102			1000
09/17/1992			<1				0.055	2.93	48.7			650
09/13/1995			<0.1			2.31			136			
07/10/1996	<0.25	<1	<0.1	<0.25	<0.25	0.21			120			1800
07/11/1997			<0.1			1.4			77			33000
01/02/1998			<0.1			1.33			94.2			
06/25/1998			<0.1			2.44			92.8		11.5	2400
01/27/1999			<0.1			2.8			95.1		23	
06/09/1999			0.11			2.755			96.05			<100
01/11/2000			<0.1			3.16			118		10.7	
07/18/2000			<0.02			2.88			133		4.45	1300
01/31/2001			0.250			3.27			107		6.9	<500
07/11/2001			<0.020			3.8			92		<0.14	<500
01/15/2002			0.260			3.6			110			
08/06/2002			<0.020			4			130		<0.070	<500
01/15/2003			<0.070			4.2			150			
07/22/2003			0.053			3.9			250		1.8	150
01/21/2004			<0.030			3.8			230			
07/14/2004			<0.030			4.17			190		0.49	430 Q
01/20/2005			<0.030			4.2			160			
07/21/2005			<0.030			3.6			160		0.91	230
01/18/2006			<0.023			3.420			163			
07/18/2006			<0.023			3.7			150		0.32	<520
01/23/2007			<0.023			4.7			200			
07/09/2007			<0.021			4.4			220		0.29	<28
7/9/2007 Duplicate			<0.021			4.5			220		0.32	<27 MY
01/29/2008			<0.021			5.6 Q			240			
01/29/2008 Duplicate			<0.021			5.6 Q			230			
07/23/2008			<0.080			<0.12			230		0.21	78
01/20/2009			<0.080			5.5			230			
1/20/2009 Duplicate			<0.080			5.6			220			
07/06/2009			<0.030			6.2			250		0.21	<27
01/18/2010			<0.030			6.6			290			
07/14/2010			<0.050			6.4			220		0.37	<27
01/24/2011			<0.050			5.7			210			
07/19/2011			0.042			5.2			180		0.58	<27
01/18/2012			<0.17			2.1			320			
07/09/2012			<0.030			5.2			210		0.86 B	<27
01/07/2013			<0.030			5.4			200			
07/02/2013			<0.040			5.2			200		1.5	<27
07/09/2014							5.4			<0.016		<26
07/07/2015							4.7			<0.050		<27
07/06/2016							5.4			0.049		<33
07/11/2017							5.7			<0.020		44 B
07/12/2018							6.7			<0.020		<33 Q
07/09/2019							5.8			<0.020		<33
07/08/2020							6.4			<0.020		<34
07/07/2021							5.7			<0.020		<33

Water Quality Indicators - Historical Data
 WAULECO, INC - Wausau Facility
 Well - W39

Date	#2 Fuel Oil (mg/L)	#6 Fuel Oil (mg/L)	Ammonia Nitrogen Total (mg/L)	Gasoline (mg/L)	Kerosene (mg/L)	Nitrate (mg/L)	Nitrate + Nitrite Nitrogen (mg/L)	Nitrogen, Nitrate (mg/L)	Phosphorus, Phosphate (mg/L)	Total Chloride (mg/L)	Dissolved Mercury (ug/L)	Total Mercury (ug/L)	TPH as Mineral Spirits (ug/L)	Sodium (ug/L)	Arsenic (ug/L)
06/17/1992								0.461	5.36	193			<500		
12/18/1992			<1					0.905		195			75,000	96,200	Δ1
06/21/1994			<0.1				0.58			185			<1000		
03/10/1995			0.3				0.4			75					
09/13/1995			0.16				0.1			62					
12/18/1995			0.45				0.24			141					
03/20/1996			0.13				<0.1			69					
07/09/1996	<13	<50	0.11	<13	<13		0.08			170			95,000		
01/21/1997			<0.1				1			122					
07/11/1997			<0.1				1.24			163			160,000		
01/02/1998			<0.1				0.57			207					
06/24/1998			<0.1				0.6			189		2.2	45,000		
06/09/1999			0.36				2.78			155			27,000		
07/19/2000			<0.02				1.4			168		3.2	240,000		
07/11/2001			<0.020				1.8			200		1.0	34,000		
08/06/2002			<0.020				2.1			97		0.25	140,000		
01/15/2003			<0.070				3.6			310					
07/22/2003			0.053				2.3			180		1.10	28,000		
01/20/2004			0.037				3.900			320					
07/14/2004			<0.030				3.41			292		1.40	33,000 Q		
01/20/2005			<0.030				3.3			290					
07/20/2005			<0.030				4			210		0.18	1,300		
01/17/2006			<0.023				2.23			297					
07/19/2006			<0.023				2.7			140		0.29	16000 Q		
7/19/2006 Duplicate			<0.023				2.0			140		0.33	15000 Q		
01/23/2007			0.25				1.1			260					
07/11/2007			0.25				1.1			170		1.50	22000 Q		
01/28/2008			<0.021				2.4 Q			190					
07/24/2008			0.59				1.6			270		4.90	9,500		
01/21/2009			<0.080				2.4			370					
07/07/2009			0.17				3.7			320		0.71	11,000		
01/19/2010			0.24				1.3 V			360					
1/19/2010 Duplicate			0.18				1.6 V			350					
07/14/2010			0.51				0.54 V			52		5.40	13,000		
01/25/2011			0.59				<0.060			81					
1/25/2011 Duplicate			0.60				<0.060			78					
07/25/2011			0.067				0.36			61		5.30	6,100		
01/17/2012			0.97				<0.18			150					
1/17/2012 Duplicate			1.00				<0.18			150					
07/10/2012			1.10				1.1			230		1.10	3,600		
01/04/2013			0.65				0.63			240					
1/4/2013 Duplicate			0.71				0.64			230					
07/08/2013			1.40				0.22			360		2.00	4,000		
01/21/2014								0.21							
07/08/2014								0.33			0.030 B		8,600		
01/15/2015								0.22							
07/09/2015								2			<0.050		3,000		
01/14/2016								0.23							
07/07/2016								0.38			0.082		2,000		
01/19/2017								0.15							
07/17/2017								<0.040			0.058		980		
01/09/2018								<0.040							
07/12/2018								<0.12					2000 Q		
01/21/2019								<0.12							
1/21/2019 Duplicate								<0.12							

Water Quality Indicators - Historical Data
 WAULECO, INC - Wausau Facility
 Well - W40-W40R

Date	Ammonia Nitrogen Total (mg/L)	Nitrate (mg/L)	Nitrate + Nitrite Nitrogen (mg/L)	Total Chloride (mg/L)	Dissolved Mercury (ug/L)	Total Mercury (ug/L)	TPH as Mineral Spirits (ug/L)	Total Sulfate (mg/L)	Total Organic Carbon (mg/L)	Dissolved Iron (mg/L)	Dissolved Manganese (ug/L)
01/19/2010	<0.030		<1.2 V	290							
07/15/2010	<0.050		<0.30 V	360		7.9	250,000				
01/25/2011	<0.050		<0.30 V	210							
07/25/2011	0.048		0.38	160		3.8	130,000				
01/18/2012	<0.17		0.69	240							
07/19/2012	<0.030		<0.030	220		4.2	56,000				
01/07/2013	<0.030		0.13	210							
07/08/2013	<0.040		<0.080	690		2.5	280,000				
01/21/2014		<0.080									
07/08/2014		<0.080			<0.016		47,000				
01/15/2015		0.15									
07/09/2015		<0.040			<0.050		38,000				
01/19/2016		<0.040									
07/12/2016		<0.040			0.12		28,000				
01/19/2017		<0.040									
07/18/2017		<0.040			<0.020		250,000	10	43	3360	8080
01/15/2018		<0.040					360,000	8.1	72	2460	3210
07/19/2018		<0.12			<0.020		300,000	7.9 M	37	4540	5680
01/28/2019		<0.12					140,000	7.6	24	5050	12800
07/18/2019		<0.12			<0.020		31,000	16	8.8	109	6580 M
01/23/2020		<0.12					36,000	9.5	16	1220	5220
07/16/2020		<0.12			<0.020		15,000	8.8	5.5	374	4670 M
7/16/2020 Duplicate		0.12			<0.020		19,000	8.6	3.1	392	4670
01/13/2021		<0.12					7,600	5.7	8.6	1030	4830 M
07/14/2021		<0.12			0.021		18,000	5.9	10	1430	4000

Water Quality Indicators - Historical Data
 WAULECO, INC - Wausau Facility
 Well - W41

Date	#2 Fuel Oil (mg/L)	#6 Fuel Oil (mg/L)	Ammonia Nitrogen Total (mg/L)	Gasoline (mg/L)	Kerosene (mg/L)	Nitrate (mg/L)	Nitrate + Nitrite Nitrogen (mg/L)	Nitrogen, Nitrate (mg/L)	Phosphorus, Phosphate (mg/L)	Total Chloride (mg/L)	Dissolved Mercury (ug/L)	Total Mercury (ug/L)	TPH as Mineral Spirits (ug/L)	Sodium (ug/L)	Arsenic (ug/L)	Total Sulfate (mg/L)	Total Organic Carbon (mg/L)	Dissolved Iron (mg/L)	Dissolved Manganese (ug/L)
02/25/1992								0.759		80.6			141,000						
06/16/1992								0.345	5.11	246			500						
09/17/1992			<1					0.543	2.55	168			900	67,800					
12/19/1992			<1					0.228		211			9,000	103,000					
03/24/1993			0.66				0.34			122			7,100						
06/30/1993			0.12				0.05			124			330,000						
12/28/1993			0.34				1.75			218			5,600						
04/25/1994			0.34				0.04			115									
06/21/1994			0.22				0.04			91			2,800						
10/04/1994			0.6				0.34			44									
03/10/1995			0.47				0.53			191									
07/06/1995	<0.25		0.85	<0.25	<0.25		0.9			132			5,500						
09/13/1995			0.57				0.29			100									
03/20/1996			0.54				<0.2			162									
07/09/1996	<2.5	<10	0.26	<2.5	<2.5		<0.02			137			13,000						
09/25/1996			0.2				0.74			164									
07/11/1997			0.3				3.76			146			10,000						
01/02/1998			0.26				0.75			323									
06/24/1998			0.22				0.52			281	0.4		5,200						
01/26/1999			0.15				0.35			318	0.4								
06/08/1999			0.57				0.5			414			5,900						
01/11/2000			0.5				0.213			250		0.75							
07/19/2000			0.290				0.55			248		0.22	11,000						
01/31/2001			0.360				<0.08			206			5,600		0.21				
07/11/2001			0.40				0.64			210		0.21	6,300						
01/15/2002			0.88				<0.18			110									
08/06/2002			<0.020				0.63			230		0.12	8,600						
01/14/2003			0.53				1.1			200									
07/22/2003			0.74				1.2			170		0.48	7,000						
01/20/2004			1.10				0.62			240									
07/13/2004			0.90				0.81			1080		0.52	8300 Y						
07/13/2004			0.98				1.28			255		0.43	9300 Y						
01/20/2005			1.00				1.60			220									
07/19/2005			1.20				1.70			230		0.44	8,300						
01/17/2006			0.98				0.89			187									
07/19/2006			0.89				0.54			190		0.48	6,600						
01/23/2007			0.80				0.46			190									
07/09/2007			0.67				0.70			130		0.38	5600 Q						
01/28/2008			0.59				1.6 Q			160									
07/24/2008			0.53				1.40			220		0.62	9,100						
01/21/2009			0.85				1.20			300									
1/21/2009 Duplicate			0.94				0.68			300									
07/07/2009			0.75				1.80			280		0.28	3,300						
01/19/2010			0.77				1.7 V			250									
07/14/2010			0.21				3.80			110		0.2	2,900						
01/25/2011			0.32				1.40			89									
07/20/2011			0.13				<0.18			25		0.34	2,500						
01/17/2012			0.60				<0.18			84									
07/10/2012			0.46				0.098			140		0.94	5,600						
01/04/2013			0.51				0.350			210									
07/05/2013			0.37				<0.080			190		0.27	11,000						
01/21/2014								0.22											
07/09/2014								0.20			<0.016		9,100						

Water Quality Indicators - Historical Data
 WAULECO, INC - Wausau Facility
 Well - W41

Date	#2 Fuel Oil (mg/L)	#6 Fuel Oil (mg/L)	Ammonia Nitrogen Total (mg/L)	Gasoline (mg/L)	Kerosene (mg/L)	Nitrate (mg/L)	Nitrate + Nitrite Nitrogen (mg/L)	Nitrogen, Nitrate (mg/L)	Phosphorus, Phosphate (mg/L)	Total Chloride (mg/L)	Dissolved Mercury (ug/L)	Total Mercury (ug/L)	TPH as Mineral Spirits (ug/L)	Sodium (ug/L)	Arsenic (ug/L)	Total Sulfate (mg/L)	Total Organic Carbon (mg/L)	Dissolved Iron (mg/L)	Dissolved Manganese (ug/L)
01/15/2015 07/08/2015								0.15 <0.040			<0.050		8,200						
01/14/2016 07/12/2016								0.27 <0.040			0.15		2,500						
01/19/2017 07/18/2017								0.20 0.14			<0.020		1,400			22	20	1380	14300
01/11/2018 07/18/2018								<0.040 0.15			<0.020		1,600 1,300			14 9.7	31 26	8200 M 6930	12700 M 14600
01/24/2019 07/15/2019								<0.12 0.36			<0.020		2,400 680			4.1 7.9	48 7.7	7940 6070	17100 13700
01/22/2020 1/22/2020 Duplicate								<0.12					2,300			1.7	31	15300 M	18700 M
07/08/2020								<0.12 0.22			<0.020		1,500 1,100			1.5 1.6	34 9.6	15300 13700	19300 15100
01/13/2021 1/13/2021 Duplicate								<0.12 H					2,900			4.4	20	18500	31200
07/13/2021								<0.12 H 0.39			<0.020		2,400 1,800			3.1 9.7	18 23	19900 3160	33000 18900

Water Quality Indicators - Historical Data
 WAULECO, INC - Wausau Facility
 Well - W69

Date	Ammonia Nitrogen Total (mg/L)	Nitrate + Nitrite Nitrogen (mg/L)	Total Chloride (mg/L)	Total Mercury (ug/L)	TPH as Mineral Spirits (ug/L)
07/24/2003	0.095	0.77	120	23	61,000
01/21/2004	0.15 J	0.23 J	130		
07/14/2004	<0.030	1.25	96.7	35.0	76,000 Q
7/14/2004 Duplicate	<0.030	1.20	75.1	16.0	72,000 Q
01/20/2005	0.048 J	0.75	83		
07/23/2008	<0.080	0.92	150	7.4	8,300
01/21/2009	<0.080	1.30	140		
01/25/2011	0.23	0.98	59		
07/25/2011	0.059	0.28	35	56.8	7,900 MY
01/18/2012	<0.17	<0.18	71		
07/10/2012	0.18	0.44	81	<0.016	8,600 M
01/07/2013	0.26	0.054 M	44		
07/08/2013	<0.040	0.120	25	12.6	6,500

Note:

WDNR letter dated March 18, 2014 concurred with TRC letter dated October 13, 2013 that this well could be eliminated from the monitoring network.

Water Quality Indicators - Historical Data
WAULECO, INC - Wausau Facility
Well - W71

Date	TPH as Mineral Spirits (ug/L)
07/01/2016	<34
07/10/2017	35 B
07/10/2018	<34
07/15/2019	<33
07/06/2020	<35 Q
07/06/2021	<31

Water Quality Indicators - Historical Data
WAULECO, INC - Wausau Facility
Well - W72

Date	TPH as Mineral Spirits (ug/L)
07/01/2016	<33
07/10/2017	<34
07/10/2018	<34
07/11/2019	<34
07/06/2020	<34 Q
07/06/2021	<32

Water Quality Indicators - Historical Data
 WAULECO, INC - Wausau Facility
 Well - W73

Date	TPH as Mineral Spirits (ug/L)	Nitrate Nitrogen (mg/L)	Total Sulfate (mg/L)	Total Organic Carbon (mg/L)	Dissolved Mercury (mg/L)	Dissolved Iron (mg/L)	Dissolved Manganese (ug/L)
07/01/2016	<34						
07/10/2017	39 B		17	10		<59	10.1
01/09/2018	<33		32	4.8		<59 M,Y	2.4 M,Y
07/10/2018	<31		22	1.5		<59	22.4
01/22/2019	<32		20	2.8		<59	51.4
07/11/2019	<34	4.4	19	3.9		118	70.2
01/10/2020	<32		21	1.9		<59	2.8
07/07/2020	<34		19	2.5	<0.020	<59	17.9
01/07/2021	<33		25	1.5		<36	1.8
07/08/2021	<34 Q		21	2		<36	<1.4

Water Quality Indicators - Historical Data
 WAULECO, INC - Wausau Facility
 Well - W74

Date	TPH as Mineral Spirits (ug/L)
07/01/2016	<33
07/10/2017	36 B
07/10/2018	<34
07/11/2019	<33
07/07/2020	<34
07/06/2021	<31

Water Quality Indicators - Historical Data
 WAULECO, INC - Wausau Facility
 Well - FP2

Date	Nitrate Nitrogen (mg/L)	Total Sulfate (mg/L)	Total Organic Carbon (mg/L)	Dissolved Iron (mg/L)	Dissolved Manganese (ug/L)	TPH as Mineral Spirits (ug/L)
01/24/2014		3.9	6.9	14,000	9,790	8,300
07/10/2014		6.3	10	12,100	8,340	5,900
01/12/2015		3.5	8.1	15,200	9,970	6,200
07/09/2015	<0.040	4.4	8.6	11,300	7,720	5,800
01/12/2016		2.5	7.9	12,200	7,000	3,700
07/06/2016		2.3	7.8	11,500	7330 M	3,000
01/16/2017		3.8	12	15600 M	7300 M	5,500
07/18/2017		3.3	9.4	16,400	9,430	3,900
01/11/2018		2.6	8.6	13,500	6,600	3,000
07/12/2018		2.9	7.3	16,800	9,500	2700 Q
01/22/2019		3	7.7	15,600	7,210	2,600
07/11/2019		6.2	8.2	15,900	8,370	1,200
01/13/2020		1.7	6.6	14400 M	7310 M	3,500
07/08/2020		2.4	8.8	14,700	7,780	2,400
01/12/2021		1.7	7.3	15,100	7,240	3,100
07/07/2021		2.1	8.1	10500 M	4850 M	2,300

Water Quality Indicators - Historical Data
 WAULECO, INC - Wausau Facility
 Well - PW17

Date	Nitrate Nitrogen (mg/L)	Total Sulfate (mg/L)	Total Organic Carbon (mg/L)	Dissolved Iron (mg/L)	Dissolved Manganese (ug/L)	TPH as Mineral Spirits (ug/L)	Dissolved Mercury (ug/L)
01/24/2014		7.8	13	4,250 M	5,980 M	7,300	7,300
07/10/2014		16	6.7	3,910	3,150	3,500	3,500
7/10/2014 Duplicate		16	7.2	3,970	3,140	3,400	3,400
01/12/2015		16	8.3	2770	2680	5,500	
07/09/2015	0.26	14	6.9	5920	3630	3,600	
01/12/2016		13	7	8310	3730	1,800	
07/06/2016		15	5.9	5440	3030	800	
01/16/2017		21	6.6	221	1380	1300	
07/18/2017		12	7.4	3960	3790	2100	
01/11/2018		13	6.5	2520	2110	1400	
07/12/2018		13	5.2	3600	3630	1100 Q	
01/02/2019		9.3	7.3	2910	2810	2200	
07/11/2019		22	11	4840	3930	260	
01/13/2020		11	5.3	3150	2350	<32	
07/08/2020		17	9	6190	4770	2400	
01/12/2021		12	6.4	773	1730	1300	
07/07/2021		12	11	5610	3380	1200	

Water Quality Indicators - Historical Data
 WAULECO, INC - Wausau Facility
 Well - DFOMW5

Date	TPH as Mineral Spirits (ug/L)
07/11/2016	250
07/20/2017	92 B
07/16/2018	290
07/16/2019	<34
07/13/2020	61
07/12/2021	180 Q

B2

Phenolics

Phenolics - Historical Data
WAULECO, INC - Wausau Facility
Well - W01A

Date	2,3,4,6-Tetrachlorophenol	2,3,5,6-Tetrachlorophenol	2,4,5-Trichlorophenol	2,4,6-Trichlorophenol	2,4-Dichlorophenol	2,4-Dimethylphenol	2,4-Dinitrophenol	2,6-Dichlorophenol	2-Chlorophenol	2-Methylphenol	2-Nitrophenol	3&4-Methylphenol	4,6-Dinitro-2-Methylphenol	4-Chloro-3-Methylphenol	4-Nitrophenol	Dinoseb	Pentachlorophenol	Phenol	Phenol/2-Chlorophenol
02/19/92		<1		<1	<0.5	5.91	5.27		<0.5		<0.5		<1	<0.5	<1		101	<0.5	
06/14/92		<1.02		<1.02	<0.51	<0.51	<1.02		24.3		<0.51		<1.02	<0.51	<1.02		168	<0.51	
09/17/92		<1		34.3	<0.5	67.8	<1		<0.5		<0.5		<1	<0.5	42.1		193	<0.5	
12/18/92		<1		5.18	23.3	<0.5	6.69		<0.5		<0.5		<1	1.77	2.51		150	24.1	
03/23/93		<20		<60	<2	<2	<6		<2		<2		<10	<10	<10		219	<2	
06/28/93	40		<20	<10	<10	<10	310	<10		170	<10	<20	37	<10	430	<10	210		<20
12/28/93	<160		<320	<160	<160	190	<320	<160		<160	<160	<320	<160	<160	<320	<160	310		240
04/25/94	<10		59	55	<10	<10	67	<10		<10	<10	<20	<10	19	24	<10	20		<20
06/21/94	69		160	120	130	29	110	27		64	200	<20	46	59	65	<10	120		<20
10/04/94	<10		58	65	<10	86	34	<10		22	<10	<20	<10	18	<20	<10	89		<20
01/05/95	28		<20	<10	<10	<10	<20	<10		<10	<10	<20	<10	20	<20	<10	50		<20
03/10/95	<10		26	18	10	44	<20	<10		44	50	41	<10	12	21	<10	28		35
07/05/95	<25		<10	<10	<10	<10	<50	<10	<10	<10	<10	<20	<50	<20	<50	<25	<50	<10	
09/13/95	20		70	130	53	42	89	24	<10	26	21	20	<10	91	29	<10	150	<10	
12/18/95	<100		<100	<100	<100	<100	<200	<100	<100	<100	<100	<200	<100	<100	<200	<100	180	<100	
03/21/96	<10		86	53	12	16	<20	13	<10	<10	<10	<20	20	48	24	<10	140	<10	
07/10/96	<10		<10	<10	<10	<10	<20	<10	<10	<10	14	<20	<10	16	<20	<10	64	<10	
09/25/96	0.77		<0.73	<0.71	<0.8	<1.5	<0.72	<0.87	<1.2	<0.79	<1.5	1.7	<0.75	<0.69	<0.74	<0.85	0.68	<1	
01/21/97	<7.9		<7.5	<7.3	<8.2	<16	<7.4	<9	<12	<8.1	<16	<18	<7.7	<7.1	<7.6	<8.8	185	<11	
07/11/97	<0.182		130	110	310	210	<0.269	690	<0.194	360	380	230	<0.362	300	170		340	230	
01/02/98	50		110	70	260	100	550	410	140	270	230	<0.128	170	65	<0.351		80	<0.127	
06/23/98	67		78	80	200	120	380	440	200	200	320	88	170	160	<60		63	130	
01/26/99			95	68	78	78	190	110		120	150	86		90	140			120	
06/09/99	<300		<300	<300	500	<300	440	630	2100	340	1100	1200	<300	<300	<300		520	4400	
01/11/00	<75		<75	<75	<75	<75	<75	<75	<75	<75	<75	<75	<75	<75	<75		140	<75	
07/18/00	<150		970	210	2100	1600	<150	2500	3100	2000	2500	2900	200	300	3500		690	2700	
01/31/01	<30		<30	<30	<30	<30	<30	<30	<30	41	<30	<30	<30	<30	79		<30	<30	
07/09/01	<150		<150	<150	<150	<150	<150	<150	<150	<150	<150	<150	<150	<150	<150		280	<150	
08/06/02	<150		<150	<150	200	210	<150	330	190	440	340	730	<150	310	<150		<150	860	
01/14/03	80		<30	42	410	<30	<30	<30	<30	250	510	<30	<30	<30	<30		35	<30	
07/22/03	9.3		<6	<6	59	21	<6	<6	<6	70	72	94	<6	<6	<6		71	7	
01/20/04	15		9.2	<6.0 J	40	9.9 J	15	<6.0	21	81	93	120	<6.0 J	<6.0	8.0		97	22	
07/13/04	<6.0		17	11	28	7.5J	14	<6.0	10	18	7.7J	23	<6.0	<6.0	<8.0		33	37	
01/19/05	<3.0		<3.0	<3.0	4.4	<3.0	<3.0	<3.0	8.2	6	29	9.3	<3.0	<3.0	<3.0		7.9	7.7	
07/21/05	<6.0 V		<6.0 V	<6.0 V	<6.0 V	<6.0 V	<6.0 V	<6.0 V	22 V	14 V	62 V	19 V	<6.0 V	<6.0 V	<6.0 V		70 V	<6.0 V	
01/17/06	<3.0		<3.0	<3.0	<3.0	<3.0	<3.0	<3.0	<3.0	<3.0	<3.0	<3.0	<3.0	<3.0	<3.0		5.6	<3.0	
07/18/06	<60		<60	<60	170	230	88	130	740	600	1800	690	65	62	<60		130	860	
01/24/07	<3.0		<3.0	<3.0	11	4.9	<3.0	<3.0	<3.0	7.7	100	11	<3.0	<3.0	<3.0		13	<3.0	
07/11/07	<3.0		<3.0	<3.0	<3.0	<3.0	<3.0	<3.0	<3.0	<3.0	<3.0	<3.0	<3.0	<3.0	<3.0		18	<3.0	
01/29/08	<3.0		<3.0	<3.0	<3.0	<3.0	<3.0	<3.0	<3.0	<3.0	<3.0	<3.0	<3.0	<3.0	<3.0		18	<3.0	
07/23/08	<3.0		<3.0	<3.0	<3.0	<3.0	<3.0	<3.0	<3.0	<3.0	<3.0	<3.0	<3.0	<3.0	<3.0		22	<3.0	

Phenolics - Historical Data
WAULECO, INC - Wausau Facility
Well - W01A

Date	2,3,4,6-Tetrachlorophenol	2,3,5,6-Tetrachlorophenol	2,4,5-Trichlorophenol	2,4,6-Trichlorophenol	2,4-Dichlorophenol	2,4-Dimethylphenol	2,4-Dinitrophenol	2,6-Dichlorophenol	2-Chlorophenol	2-Methylphenol	2-Nitrophenol	3&4-Methylphenol	4,6-Dinitro-2-Methylphenol	4-Chloro-3-Methylphenol	4-Nitrophenol	Dinoseb	Pentachlorophenol	Phenol	Phenol/2-Chlorophenol
01/20/09	<3.0		<3.0	<3.0	<3.0	<3.0	<3.0	<3.0Q	<3.0	<3.0	<3.0	<3.0	<3.0	<3.0	<3.0		9.5	<3.0	
07/06/09	3.7		<3.0	<3.0	<3.0	<3.0	<3.0	<3.0	<3.0	<3.0	<3.0	<3.0	<3.0	<3.0	<3.0		47	<3.0	
01/18/10	<3.0		<3.0	<3.0	<3.0	<3.0	<3.0	<3.0	<3.0	<3.0	<3.0	<3.0	<3.0	<3.0	<3.0		20	<3.0	
07/13/10	<3.0		<3.0	<3.0	<3.0	<3.0	<3.0	<3.0	<3.0	<3.0	<3.0	<3.0	<3.0	<3.0	<3.0		20	<3.0	
01/24/11	4.2		<3.0	<3.0	<3.0	<3.0	<3.0	<3.0	<3.0	<3.0	<3.0	<3.0	<3.0	<3.0	<3.0		45	<3.0	
07/19/11	1.6		<1.3	<1.2	<1.2	<0.95	<1.7	<1.4	<1.0	<1.0	<1.0	<1.6	<1.9	<0.88	<1.3		11	<0.56	
01/23/12	<3.0		<3.0	<3.0	<3.0	<3.0	<3.0	<3.0	<3.0	<3.0	<3.0	<3.0	<3.0	<3.0	<3.0		2.5	<3.0	
07/06/12	2.1		<3.0	<3.0	<3.0	<3.0	<3.0	<3.0	<3.0	<3.0	<3.0	<3.0	<3.0	<3.0	<3.0		21	<3.0	
01/04/13	1.4		<3.0	<3.0	<3.0	<3.0	<3.0	<3.0	<3.0	<3.0	<3.0	<3.0	<3.0	<3.0	<3.0		14	<3.0	
07/05/13	4.2		<3.0	<3.0	<3.0	<3.0	<3.0	<3.0	<3.0	<3.0	<3.0	<3.0	<3.0	<3.0	<3.0		42	<3.0	
07/07/14	4.1		<3.0	<3.0	<3.0	<3.0	<3.0	<3.0	<3.0	<3.0	<3.0	<3.0	<3.0	<3.0	<3.0		42	<3.0	
07/07/15	5.8		<3.0	<3.0	<3.0	<3.0	<3.0	<3.0	<3.0	<3.0	<3.0	1.1	<3.0	<3.0	<3.0		60	<3.0	
07/06/16	2.5		<3.0	<3.0	<3.0	<3.0	<3.0	<3.0	<3.0	<3.0	<3.0	<3.0	<3.0	<3.0	<3.0		31	<3.0	
07/11/17	2.2		<3.0	<3.0	<3.0	<3.0	<3.0	<3.0	<3.0	<3.0	<3.0	<3.0	<3.0	<3.0	<3.0		27	<3.0	
07/12/18	3.8		<3.0	<3.0	<3.0	<3.0	<3.0	<3.0	<3.0	<3.0	<3.0	<3.0	<3.0	<3.0	<3.0		40	<3.0	
07/09/19	0.94		<3.0	<3.0	<3.0	<3.0	<3.0	<3.0	<3.0	<3.0	<3.0	<3.0	<3.0	<3.0	<3.0		11	<3.0	
07/08/20	<3.0		<3.0	<3.0	<3.0	<3.0	<3.0	<3.0	<3.0	<3.0	<3.0	<3.0	<3.0	<3.0	<3.0		5.6	<3.0	

Notes: Prepared By: T. Dushek, 8/7/20 Checked By: A. Voit, 11/23/20

- 1.) All units are in ug/L.
- 2.) Bold Values indicate detections
- 3.) J = Estimated Value
- 4.) M = Matrix spike and/or Matrix Spike duplicate recovery outside acceptance limits.
- 5.) Q = Laboratory Control Sample outside acceptance limits.
- 6.) Y = Replicate/Duplicate precision outside acceptance limits.
- 7.) V = Raised quantitation or reporting limit due to limited sample amount or dilution for matrix background interference.

Phenolics - Historical Data
 WAULECO, INC - Wausau Facility
 Well - W02

Date	2,3,4,6-Tetrachlorophenol	2,3,5,6-Tetrachlorophenol	2,4,5-Trichlorophenol	2,4,6-Trichlorophenol	2,4-Dichlorophenol	2,4-Dimethylphenol	2,4-Dinitrophenol	2,6-Dichlorophenol	2-Chlorophenol	2-Methylphenol	2-Nitrophenol	3&4-Methylphenol	4,6-Dinitro-2-Methylphenol	4-Chloro-3-Methylphenol	4-Nitrophenol	Dinoseb	Pentachlorophenol	Phenol	Phenol/2-Chlorophenol
01/08/87																	1220		
06/04/87																	6520		
09/03/87																	394		
12/03/87																	180		
03/02/88																	1200		
04/07/88																	10		
08/10/88																	4200		
11/15/88																	4700		
01/26/89																	455		
04/27/89																	6550		
07/27/89																	5940		
10/26/89																	2340		
01/25/90																	8450		
05/03/90																	2380		
09/20/90																	5940		
12/11/90																	6400		
01/30/91																	11400		
05/01/91																	47000		
06/18/91																	15100		
10/08/91																	14800		
02/20/92		<1		<1	<0.5	19.8	<1		<0.5		<0.5		<1	<0.5	46.3		7550	<0.5	
06/14/92		<1.05		146	<0.526	5.42	47.2		<0.526		<0.526		<1.05	<0.526	39.6		10900	<0.526	
09/17/92		39.4		<1	36.7	1.99	<1		<0.5		<0.5		2.87	<0.5	52.6		9590	<0.5	
12/18/92		12.9		<1	<0.5	<0.5	4.35		<0.5		<0.5		<1	1.77	4.93		12700	45.7	
03/24/93		<20		<6	<2	<2	<6		<2		<2		<10	<10	<10		<10	<2	
04/25/94	600		190	490	<10	89	95	110		300	68	110	75	130	110	40	1500		230
06/22/94	1300		400	290	560	110	340	370		210	410	<200	<100	<100	240	<100	5000		<200
10/04/94	1400		<1000	<500	<500	<500	<1000	<500		<500	<500	<1000	<500	<500	<1000	<500	14000		<1000
01/05/95	1400		<1000	<500	<500	<500	<1000	<500		<500	<500	<1000	<500	<500	<1000	<500	16000		<1000
03/10/95	<1000		<2000	<1000	<1000	<1000	<2000	<1000		<1000	<1000	<2000	<1000	<1000	<2000	<1000	6900		<2000
07/06/95	<2500		<1000	<1000	<1000	<1000	<5000	<1000	<1000	<1000	<1000	<2000	<5000	<2000	<5000	<2500	11000		
09/13/95	<1000		<1000	<1000	<1000	<1000	<2000	<1000	<1000	<1000	<1000	<2000	<1000	<1000	<2000	<1000	9200		<1000
12/18/95	<5000		<5000	<5000	<5000	<5000	<10000	<5000	<5000	<5000	<5000	<10000	<5000	<5000	<10000	<5000	6700		<5000
03/21/96	<1000		<1000	<1000	<1000	<1000	<2000	<1000	<1000	<1000	<1000	<2000	1100	<1000	<2000	<1000	11000		<1000
07/10/96	<5000		<5000	<5000	<5000	<10000	<5000	<5000	<5000	<5000	<5000	<10000	<5000	<5000	<10000	<5000	1400		<5000
01/21/97	1750		<75	<73	<82	<159	<74	<90	<121	<81	<159	<178	<77	<71	<76	<88	10900		<107
07/11/97	<0.182		<0.453	<0.469	<0.344	<0.148	<0.269	<0.397	1200	<0.252	<0.104	<0.128	<0.362	<0.105	2300		21000		<0.127
01/02/98	<0.182		<0.453	<0.469	<0.344	<0.148	<0.269	<0.397	<0.194	<0.252	<0.104	<0.128	<0.362	<0.105	<0.351		12000		<0.127
06/25/98	<3000		<3000	<3000	<3000	<3000	<3000	<3000	<3000	<3000	<3000	<3000	<3000	<3000	<3000		26000		<3000
01/27/99							3200	3700	3100								25000		
01/15/03	1500		<1500	<1500	3900	<1500	4500	<1500	<1500	<1500	<1500	<1500	<1500	<1500	<1500		13000		<1500
07/22/03	<1500		<1500	<1500	<1500	<1500	<1500	<1500	<1500	<1500	<1500	<1500	<1500	<1500	<1500		10000		<1500
07/13/04	<600		<600	<600	<600	<600	1100	<600	<600	<600	<600	<600	<600	<600	<800		6600		810
01/21/04	<1500		<1500	<1500	<1500	<1500	<1500	<1500	<1500 J	<1500 J	<1500	<1500	<1500 J	<1500	<1500 J		15000		<1500 J
01/20/05	700 JV		<600 V	<600 V	<600 V	<600 V	<600 V	<600 V	<600 V	<600 V	1700 V	<600 V	<600 V	<600 V	<600 V		9600 V		690 V
1/20/2005 Duplicate	640 JV		<600 V	<600 V	<600 V	<600 V	<600 V	<600 V	<600 V	<600 V	2200 V	<600 V	<600 V	<600 V	<600 V		8700 V		760 V
07/21/05 Duplicate	670 V		<600 V	<600 V	<600 V	<600 V	<600 V	<600 V	<600 V	<600 V	2500 V	<600 V	<600 V	<600 V	<600 V		9300 V		<600 V
7/21/2005 Duplicate	<600 V		<600 V	<600 V	<600 V	<600 V	<600 V	<600 V	<600 V	<600 V	920 V	<600 V	<600 V	<600 V	<600 V		8300 V		<600 V

Phenolics - Historical Data
WAULECO, INC - Wausau Facility
Well - W02

Date	2,3,4,6-Tetrachlorophenol	2,3,5,6-Tetrachlorophenol	2,4,5-Trichlorophenol	2,4,6-Trichlorophenol	2,4-Dichlorophenol	2,4-Dimethylphenol	2,4-Dinitrophenol	2,6-Dichlorophenol	2-Chlorophenol	2-Methylphenol	2-Nitrophenol	3&4-Methylphenol	4,6-Dinitro-2-Methylphenol	4-Chloro-3-Methylphenol	4-Nitrophenol	Dinoseb	Pentachlorophenol	Phenol	Phenol/2-Chlorophenol
01/17/06	<600 V		<600 V	<600 V	<600 V	<600 V	<600 V	<600 V	<600 V	<600 V	<600 V	<600 V	<600 V	<600 V	<600 V		7800V	<600 V	
1/17/2006 Duplicate	<600 V		<600 V	<600 V	<600 V	<600 V	<600 V	<600 V	<600 V	<600 V	1200 V	<600 V	<600 V	<600 V	<600 V		8500V	<600 V	
01/18/10	140		<3.0	<3.0	<3.0	<3.0	<3.0	<3.0	<3.0	<3.0	<3.0	31	<3.0	<3.0	<3.0		3200	<3.0	
1/18/2010 Duplicate	110		<3.0	<3.0	<3.0	<3.0	<3.0	<3.0	<3.0	<3.0	<3.0	27	<3.0	<3.0	<3.0		2600	<3.0	
07/15/10 Duplicate	120 Y		<3.0	<3.0	<3.0	<3.0	<3.0	<3.0	<3.0	<3.0	<3.0	<3.0	<3.0	<3.0	<3.0		2500	<3.0	
01/25/11	100		<11	<10	<10	<8.4	<15	<12	<8.9	<8.8	<9.2	<14	<16	<7.8	<11		1500	<4.9	
07/20/11	<110		<1.1	<1.0	<1.0	<0.84	<1.5	<1.2	<0.89	<0.88	<0.92	<1.4	<1.6	<0.78	<1.1		970	<0.49	
01/18/12	81		<11	<10	<10	<8.3	<15	<12	<8.8	<8.7	<9.1	<14	<16	<7.7	<11		1500	<4.8	
07/09/12	170		<5.8	<5.3	<5.3	<4.3	<7.9	<6.3	<4.6	<4.5	<4.7	<7.4	<8.4	<4.0	<5.8		2000	<3.0	
7/9/2012 Duplicate	190		<5.7	<5.2	<5.2	<4.2	<7.7	<6.2	<4.5	<4.4	<4.6	<7.2	<8.2	<3.9	<5.7		2100	<3.0	
01/07/13	160		<56	<51	<51	<41	<76	<61	<44	<43	<45	<71	<81	<38	<56		2800	<24	
07/08/13	<110		<110	<100	<100	<84	<150	<120	<89	<88	<92	<140	<160	<78	<110		1700	<49	
07/16/14	<220		<220	<200	<200	<170	<310	<240	<180	<180	<180	<290	<330	<160	<220		3000	<98	
07/08/15	100		<26	<6.3	<26	<9.4	<78	<21	<6.3	<21	<15	<21	<31	<14	<31		1900	<6.8	
07/07/16	67		<6.1	<26	<6.6	<10	<15	<20	<6.1	<7.7	<6.1	<8.7	<15	<7.1	<10		1500	<12	
7/7/2016 Duplicate	57		<6.1	<26	<6.6	<10	<15	<20	<6.1	<7.7	<6.1	<8.7	<15	<7.1	<10		1400	<12	
07/13/17	49		<6.1	<25	<6.6	<10	<15	<20	<6.1	<7.6	<6.1	<8.6	<15	<7.1	<10		830	<12	
7/13/2017 Duplicate	39		<6.2	<26	<6.7	<10	<15	<21	<6.2	<7.7	<6.2	<8.8	<15	<7.2	<10		690	<12	
07/12/18	47		<5.5	<5	<6.2	<4.8	<6.9	<5	<5.7	<4.8	<5	<5.5	<7.1	<5.2	<5.7		750	<6.2	
7/12/2018 Duplicate	76		<5.5	<5	<6.2	<4.8	<6.9	<5	<5.7	<4.8	<5	<5.5	<7.1	<5.2	<5.7		1100	<6.2	
07/11/19	13		<4.6	<4.2	<5.3	<4	<5.9	<4.2	<4.8	<4	<4.2	<4.6	<6.1	<4.4	<4.8		280	<5.3	
7/11/2019 Duplicate	15		<4.7	<4.3	<5.3	<4.1	<5.9	<4.3	<4.9	<4.1	<4.3	<4.7	<6.1	<4.5	<4.9		260	<5.3	
7/14/2020	<3.0		<3.0	<3.0	<3.0	<3.0	<3.0	<3.0	<3.0	<3.0	<3.0	<3.0	<3.0	<3.0	<3.0		360	<3.0	
7/14/2020 Duplicate	<3.0		<3.0	<3.0	<3.0	<3.0	<3.0	<3.0	<3.0	<3.0	<3.0	<3.0	<3.0	<3.0	<3.0		330	<3.0	
07/13/21	49 Q		<3.0	<3.0	<3.0	<3.0	<3.0	<3.0	<3.0	<3.0	<3.0	<3.0	<3.0	<3.0	<3.0		700	<3.0	
7/13/2021 Duplicate	42 Q		<3.0	<3.0	<3.0	<3.0	<3.0	<3.0	<3.0	<3.0	<3.0	<3.0	<3.0	<3.0	<3.0		690	<3.0	

Notes:

Prepared By: T. Dushek, 10/8/21

Checked By: A. Voit, 11/24/21

- 1.) All units are in ug/L.
- 2.) Bold Values indicate detections
- 3.) J = Estimated Value
- 4.) M = Matrix spike and/or Matrix Spike duplicate recovery outside acceptance limits.
- 5.) Q = Laboratory Control Sample outside acceptance limits.
- 6.) Y = Replicate/Duplicate precision outside acceptance limits.
- 7.) V = Raised quantitation or reporting limit due to limited sample amount or dilution for matrix background interference.

Phenolics - Historical Data
 WAULECO, INC - Wausau Facility
 Well - W03A

Date	2,3,4,6-Tetrachlorophenol	2,3,5,6-Tetrachlorophenol	2,4,5-Trichlorophenol	2,4,6-Trichlorophenol	2,4-Dichlorophenol	2,4-Dimethylphenol	2,4-Dinitrophenol	2,6-Dichlorophenol	2-Chlorophenol	2-Methylphenol	2-Nitrophenol	3&4-Methylphenol	4,6-Dinitro-2-Methylphenol	4-Chloro-3-Methylphenol	4-Nitrophenol	Dinoseb	Pentachlorophenol	Phenol	Phenol/2-Chlorophenol
01/08/87																	1220		
06/04/87																	6520		
09/03/87																	394		
12/03/87																	180		
03/02/88																	1200		
04/07/88																	10		
08/10/88																	4200		
11/15/88																	4700		
01/26/89																	455		
04/27/89																	6550		
07/27/89																	5940		
10/26/89																	2340		
01/25/90																	8450		
05/03/90																	2380		
09/20/90																	5940		
12/11/90																	6400		
01/30/91																	11400		
05/01/91																	47000		
06/18/91																	15100		
10/08/91																	14800		
02/20/92		<1		<1	<0.5	19.8	<1		<0.5		<0.5		<1	<0.5	46.3		7550	<0.5	
06/14/92		<1.05		146	<0.526	5.42	47.2		<0.526		<0.526		<1.05	<0.526	39.6		10900	<0.526	
09/17/92		39.4		<1	36.7	1.99	<1		<0.5		<0.5		2.87	<0.5	52.6		9590	<0.5	
12/18/92		12.9		<1	<0.5	<0.5	4.35		<0.5		<0.5		<1	1.77	4.93		12700	45.7	
03/24/93		<20		<6	<2	<2	<6		<2		<2		<10	<10	<10		<10	<2	
04/25/94	600		190	490	<10	89	95	110		300	68	110	75	130	110	40	1500		230
06/22/94	1300		400	290	560	110	340	370		210	410	<200	<100	<100	240	<100	5000		<200
10/04/94	1400		<1000	<500	<500	<500	<1000	<500		<500	<500	<1000	<500	<500	<1000	<500	14000		<1000
01/05/95	1400		<1000	<500	<500	<500	<1000	<500		<500	<500	<1000	<500	<500	<1000	<500	16000		<1000
03/10/95	<1000		<2000	<1000	<1000	<1000	<2000	<1000		<1000	<1000	<2000	<1000	<1000	<2000	<1000	6900		<2000
07/06/95	<2500		<1000	<1000	<1000	<1000	<5000	<1000	<1000	<1000	<1000	<2000	<5000	<2000	<5000	<2500	11000	<1000	
09/13/95	<1000		<1000	<1000	<1000	<1000	<2000	<1000	<1000	<1000	<1000	<2000	<1000	<1000	<2000	<1000	9200	<1000	
12/18/95	<5000		<5000	<5000	<5000	<5000	<10000	<5000	<5000	<5000	<5000	<10000	<5000	<5000	<10000	<5000	6700	<5000	
03/21/96	<1000		<1000	<1000	<1000	<1000	<2000	<1000	<1000	<1000	<1000	<2000	1100	<1000	<2000	<1000	11000	<1000	
07/10/96	<5000		<5000	<5000	<5000	<5000	<10000	<5000	<5000	<5000	<5000	<10000	<5000	<5000	<10000	<5000	1400	<5000	
01/21/97	1750		<75	<73	<82	<159	<74	<90	<121	<81	<159	<178	<77	<71	<76	<88	10900	<107	
07/11/97	<0.182		<0.453	<0.469	<0.344	<0.148	<0.269	<0.397	1200	<0.252	<0.104	<0.128	<0.362	<0.105	2300		21000	<0.127	
01/02/98	<0.182		<0.453	<0.469	<0.344	<0.148	<0.269	<0.397	<0.194	<0.252	<0.104	<0.128	<0.362	<0.105	<0.351		12000	<0.127	
06/25/98		<3000	<3000	<3000	<3000	<3000	<3000	<3000	<3000	<3000	<3000	<3000	<3000	<3000	<3000		26000	<3000	
01/27/99							3200		3700	3100							25000		
01/19/10	370 M		<8.1	<8.8	<6.2	<12	<16 M	<9.4	<6.9	<8.9	<6.1	<6.8	<9.5	<11	<6.3 M		3,700 M	<3.2	
07/15/10	75		<45	<41	<41	<33	<61	<49	<36	<35	<37	<57	<65	<31	<45		1,300	<20	
01/24/11	130		<11	<10	<10	<8.5	<15	<12	<9	<8.9	<9.3	<14	<16	<7.8	<11		1,900	<4.9	
07/20/11	47		<1.1	<1.0	<1.0	<0.84	<1.5	<1.2	<0.89	<0.88	<0.92	2.9	<1.6	<0.78	<1.1		640	<0.49	
10/03/11																	1,500		

Phenolics - Historical Data
WAULECO, INC - Wausau Facility
Well - W03A

Date	2,3,4,6-Tetrachlorophenol	2,3,5,6-Tetrachlorophenol	2,4,5-Trichlorophenol	2,4,6-Trichlorophenol	2,4-Dichlorophenol	2,4-Dimethylphenol	2,4-Dinitrophenol	2,6-Dichlorophenol	2-Chlorophenol	2-Methylphenol	2-Nitrophenol	3&4-Methylphenol	4,6-Dinitro-2-Methylphenol	4-Chloro-3-Methylphenol	4-Nitrophenol	Dinoseb	Pentachlorophenol	Phenol	Phenol/2-Chlorophenol
01/18/12	33		<3.0	<3.0	<3.0	<3.0	<3.0	<3.0	<3.0	<3.0	<3.0	<3.0	<3.0	<3.0	<3.0		530	<3.0	
1/18/2012 Duplicate	27		<11	<10	<10	<8.3	<15	<12	<8.8	<8.7	<9.1	<14	<16	<7.7	<11		1,100	<4.8	
04/03/12																	390		
07/10/12	44		<3.0	<3.0	<3.0	<3.0	<3.0	<3.0	<3.0	<3.0	<3.0	<3.0	<3.0	<3.0	<3.0		800	<3.0	
01/07/13	<23		<23	<21	<21	<17	<32 M	<25	<18	<18	<19	<29	<34 M	<16	<23 Y		320 M	<10	
07/05/13	29		<28	<26	<26	<21	<39	<31	<22	<22	<23	<36	<41	<20	<28		540	<12	
01/21/14	<31		<31	<28	<28	<23	<43 M	<34	<25	<24	<26	<40	<45	<22	<31		580	<14	
07/09/14	<28		<28	<26	<26	<21	<38	<31	<22	<22	<23	<36	<41	<19	<28		450	<12	
7/9/2014 Duplicate	<28		<28	<26	<26	<21	<39	<31	<22	<22	<23	<36	<41	<20	<28		390	<12	
01/19/15	<26		<13	<3.1	<13	<4.6	<38	<10	<3.1	<10	<7.1	<10	<15	<6.9	<15		200	<3.3	
07/08/15	<26		<13	<3.1	<13	<4.6	<39	<10	<3.1	<10	<7.2	<10	<15	<7.0	<15		380	<3.4	
7/8/2015 Duplicate	27		<13	<3.1	<13	<4.6	<39	<10	<3.1	<10	<7.2	<10	<15	<7.0	<15		550	<3.4	
01/19/16	26		<13	<3.0	<13	<4.5	<38	<10	<3.0	<10	<7.1	<10	<15	<6.8	<15		440	<3.3	
07/07/16	39		<3.0	<13	<3.3	<5.1	<7.3	<10	<3.0	<3.8	<3.0	<4.3	<7.6	<3.5	<5.1		780	<6.1	
01/19/17	17		<3.0	<5.0	<3.0	<3.0	<3.0	<4.0	<3.0	<3.0	<3.0	<3.0	<3.0	<3.0	<3.0		320	<3.0	
07/17/17	53		<3.0	<13	<3.3	<5.1	<7.3	<10	<3.0	<3.8	<3.0	<4.3	<7.6	<3.5	<5.1		680	<6.1	
01/11/18	20		<3.0	<3.0	<3.0	<3.0	<3.0	<3.0	<3.0	<3.0	<3.0	<3.0	<3.0	<3.0	<3.0		340	<3.0	
07/18/18	34 Q		<3.0	<3.0	<3.0	<3.0	<3.0	<3.0	<3.0	<3.0	<3.0	<3.0	<3.0	<3.0	<3.0		500	<3.0	
01/24/19	15		<3.0	<3.0	<3.0	<3.0	<3.0	<3.0	<3.0	<3.0	<3.0	<3.0	<3.0	<3.0	<3.0		290	<3.0	
07/11/19	38		<3.0	<3.0	<3.0	<3.0	<3.0	<3.0	<3.0	<3.0	<3.0	<3.0	<3.1	<3.0	<3.0		610	<3.0	
01/13/20	24 Q		<3.0	<3.0	<3.0	<3.0	<3.0	<3.0	<3.0	<3.0	<3.0	<3.0	<3.0	<3.0	<3.0		410	<3.0	
07/08/20	47		<3.0	<3.0	<3.0	<3.0	<3.0	<3.0	<3.0	<3.0	<3.0	<3.0	<3.0	<3.0	<3.0		900	<3.0	
01/12/21	<3.0		<3.0	<3.0	<3.0	<3.0	<3.0	<3.0	<3.0	<3.0	<3.0	<3.0	<3.0	<3.0	<3.0		140	<3.0	
07/13/21	<3.0 Q		<3.0	<3.0	<3.0	<3.0	<3.0	<3.0	<3.0	<3.0	<3.0	<3.0	<3.0	<3.0	<3.0		210	<3.0	
7/13/2021 Duplicate	30 Q		<3.0	<3.0	<3.0	<3.0	<3.0	<3.0	<3.0	<3.0	<3.0	<3.0	<3.0	<3.0	<3.0		400	<3.0	

Notes: Prepared By: T. Dushak, 10/8/21 Checked By: A. Voit, 11/24/21

- 1.) All units are in ug/L.
- 2.) Bold Values indicate detections
- 3.) J = Estimated Value
- 4.) M = Matrix spike and/or Matrix Spike duplicate recovery outside acceptance limits.
- 5.) Q = Laboratory Control Sample outside acceptance limits.
- 6.) Y = Replicate/Duplicate precision outside acceptance limits.
- 7.) V = Raised quantitation or reporting limit due to limited sample amount or dilution for matrix background interference.

Phenolics - Historical Data
WAULECO, INC - Wausau Facility
Well - W03B

Date	2,3,4,6-Tetrachlorophenol	2,3,5,6-Tetrachlorophenol	2,4,5-Trichlorophenol	2,4,6-Trichlorophenol	2,4-Dichlorophenol	2,4-Dimethylphenol	2,4-Dinitrophenol	2,6-Dichlorophenol	2-Chlorophenol	2-Methylphenol	2-Nitrophenol	3&4-Methylphenol	4,6-Dinitro-2-Methylphenol	4-Chloro-3-Methylphenol	4-Nitrophenol	Dinoseb	Pentachlorophenol	Phenol
06/17/91		<1.02		5.17	<0.51	<0.51	2.1		<0.51		<0.51		<1.02	<0.51	<1.02		394	<0.51
02/22/92		<1		<1	<0.5	<0.5	<1		1.9		<0.5		<1	<0.5	<1		25.4	<0.5
09/17/92		<1		1.04	<0.5	<0.5	<1		<0.5		<0.5		<1	<0.5	<1		215	<0.5
12/18/92		<1		<1	<0.5	<0.5	<1		1.61		<0.5		<1	<0.5	<1		103	1.31
03/23/93		<10		<3	<1	<1	<3		<1		<1		<5	<5	<5		17.8	<1
06/29/93	75		<20	<10	<10	<10	<20	<10		<10	<10	<20	<10	<10	<20	<10	1300	
12/28/93	<10		<20	<10	<10	<10	<20	<10		<10	<10	<20	<10	<10	<20	<10	24	
06/22/94	11		<20	<10	<10	<10	<20	<10		<10	<10	<20	<10	<10	<20	<10	180	
07/06/95	<25		<10	<10	<10	<10	<50		<10	<10	<10	<20	<50	<20	<50	<25	60	<10
07/10/96	<10		<10	<10	<10	<10	<20	<10	<10	<10	<10	<20	11	<10	<20	<10	110	<10
07/11/97	<0.182		<0.453	<0.469	<0.344	<0.148	<0.269	<0.397	<0.194	<0.252	<0.104	<0.128	<0.362	<0.105	<0.351		71	<0.127
06/24/98	<3		<3	<3	<3	<3	<3	<3	<3	<3	<3	<3	<3	<3	<3		16	<3
06/09/99	3.2		<3.0	<3.0	<3.0	<3.0	<3.0	<3.0	<3.0	<3.0	<3.0	<3.0	<3.0	<3.0	<3.0		25	<3.0
07/18/00	<3		<3	<3	<3	<3	<3	<3	<3	<3	<3	<3	<3	<3	4.4		49	<3
01/31/01	<3		17	<3	<3	<3	3.0	<3	<3	<3	<3	<3	<3	<3	<3		18	<3
07/11/01	4.4		<3.0	<3.0	<3.0	<3.0	<3.0	<3.0	<3.0	<3.0	<3.0	<3.0	<3.0	<3.0	<3.0		9.7	<3.0
08/06/02	5.7		<3.0	<3.0	<3.0	<3.0	<3.0	<3.0	<3.0	<3.0	<3.0	<3.0	<3.0	<3.0	<3.0		43	<3.0
07/24/03	<3.0		<3.0	<3.0	<3.0	<3.0	<3.0	<3.0	<3.0	<3.0	<3.0	<3.0	<3.0	<3.0	<3.0		7.6	<3.0
07/13/04	<3.0		<3.0	<3.0	<3.0	<3.0	<4.0	<3.0	<3.0	<3.0	<3.0	<3.0	<3.0	<3.0	<4.0		5.7	<3.0
07/20/05	<3.0		<3.0	<3.0	<3.0	<3.0	<3.0	<3.0	<3.0	<3.0	<3.0	<3.0	<3.0	<3.0	<3.0		<3.0	<3.0
07/18/06	<3.0		<3.0	<3.0	<3.0	<3.0	<3.0	<3.0	<3.0	<3.0	<3.0	<3.0	<3.0	<3.0	<3.0		3.6	<3.0
07/11/07	<3.0		<3.0	<3.0	<3.0	<3.0	<3.0	<3.0	<3.0	<3.0	<3.0	<3.0	<3.0	<3.0	<3.0		4	<3.0
07/23/08	<3.0		<3.0	<3.0	<3.0	<3.0	<3.0	<3.0	<3.0	<3.0	<3.0	<3.0	<3.0	<3.0	<3.0		<3.0	<3.0
07/06/09	<3.0		<3.0	<3.0	<3.0	<3.0	<3.0	<3.0	<3.0	<3.0	<3.0	<3.0	<3.0	<3.0	<3.0		<3.0	<3.0
07/14/10	31		<3.0	<3.0	<3.0	<3.0	<3.0	<3.0	<3.0	<3.0	<3.0	<3.0	<3.0	<3.0	<3.0		250	<3.0
07/18/11	10		<1.1	<1.0	<1.0	<0.84	<1.5	<1.2	<0.89	<0.88	<0.92	<1.4	<1.6	<0.78	<1.1		120	<0.49
07/06/12	<3.0		<3.0	<3.0	<3.0	<3.0	<3.0	<3.0	<3.0	<3.0	<3.0	<3.0	<3.0	<3.0	<3.0		1.9	<3.0
07/01/13	3.3		<3.0	<3.0	<3.0	<3.0	<3.0	<3.0	<3.0	<3.0	<3.0	<3.0	<3.0	<3.0	<3.0		48	<3.0
07/09/14	<3.0		<3.0	<3.0	<3.0	<3.0	<3.0	<3.0	<3.0	<3.0	<3.0	<3.0	<3.0	<3.0	<3.0		9.4	<3.0
07/07/15	<3.0		<3.0	<3.0	<3.0	<3.0	<3.0	<3.0	<3.0	<3.0	<3.0	<3.0	<3.0	<3.0	<3.0		8.5	<3.0
07/05/16	<3.0		<3.0	<3.0	<3.0	<3.0	<3.0	<3.0	<3.0	<3.0	<3.0	<3.0	<3.0	<3.0	<3.0		2	<3.0
07/13/17	0.74		<3.0	<3.0	<3.0	<3.0	<3.0	<3.0	<3.0	<3.0	<3.0	<3.0	<3.0	<3.0	<3.0		19	<3.0
07/11/18	<3.0		<3.0	<3.0	<3.0	<3.0	<3.0	<3.0	<3.0	<3.0	<3.0	<3.0	<3.0	<3.0	<3.0		7	<3.0
07/09/19	0.24		<3.0	<3.0	<3.0	<3.0	<3.0	<3.0	<3.0	<3.0	<3.0	<3.0	<3.0	<3.0	<3.0		20	<3.0
07/07/20	<3.0		<3.0	<3.0	<3.0	<3.0	<3.0	<3.0	<3.0	<3.0	<3.0	<3.0	<3.0	<3.0	<3.0		16	<3.0
07/08/21	<3.0		<3.0	<3.0	<3.0	<3.0	<3.0	<3.0	<3.0	<3.0	<3.0	<3.0	<3.0	<3.0	<3.0		9	<3.0

Notes: Prepared By: T. Dushek, 10/8/21 Checked By: A. Voit, 11/24/21

- 1.) All units are in ug/L.
- 2.) Bold Values indicate detections
- 3.) J = Estimated Value
- 4.) M = Matrix spike and/or Matrix Spike duplicate recovery outside acceptance limits.
- 5.) Q = Laboratory Control Sample outside acceptance limits.
- 6.) Y = Replicate/Duplicate precision outside acceptance limits.
- 7.) V = Raised quantitation or reporting limit due to limited sample amount or dilution for matrix background interference.

Phenolics - Historical Data
WAULECO, INC - Wausau Facility
Well - W06R

Date	2,3,4,6-Tetrachlorophenol	2,4,5-Trichlorophenol	2,4,6-Trichlorophenol	2,4-Dichlorophenol	2,4-Dimethylphenol	2,4-Dinitrophenol	2,6-Dichlorophenol	2-Chlorophenol	2-Methylphenol	2-Nitrophenol	3&4-Methylphenol	4,6-Dinitro-2-Methylphenol	4-Chloro-3-Methylphenol	4-Nitrophenol	Pentachlorophenol	Phenol
07/24/03	<3000	<3000	<3000	3,600	<3000	<3000	<3000	<3000	6,300	3,700	<3000	<3000	<3000	<3000	7,200	<3000
07/23/08	410	<81	<89	<63	<120	<160	<95	<70	<90	<62	<69	<96	<110	<64	5,100	<32
7/23/2008 Duplicate	420	<82	<90	<64	<130	<170	<96	<71	<91	<63	<70	<97	<110	<65	5,000	<32
01/19/10	1,800	<81	<88	<62	<120	<160	<94	<69	<89	<61	<68	<95	<110	<63	15,000	<32
07/14/10	290	<110	<100	<100	<84	<150	<120	<89	<88	<92	<140	<160	<78	<110	4,500	<49
01/25/11	490	<110	<100	<100	<85	<150	<120	<90	<89	<93	<140	<160	<78	<110	5,300	<49
1/25/2011 Duplicate	490	<110	<100	<100	<82	<150	<120	<87	<86	<90	<140	<160	<76	<110	5,300	<48
07/25/11	490 M	<1.1	<1.0	<1.0	<0.84	<1.5	<1.2	<0.89	<0.88	<0.92	<1.4	<1.6	<0.78	<1.1	3,900 M	<0.49
01/18/12	290	<11	<10	<10	<8.5	<15	<12	<9	<8.9	<9.3	<14	<16	<7.8	<11	2,900	<4.9
07/09/12	120 M	<5.8	<5.3	<5.3	<4.3	<7.9	<6.3	<4.6	<4.5	<4.7	<7.4	<8.4	<4.0	<5.8	1,000 M	<3.0
01/07/13	750	<110	<100	<100	<84	<150	<120	<89	<88	<92	<140	<160	<78	<110	9,000	<49
07/08/13	300	<110	<100	<100	<85	<150	<120	<90	<89	<93	<140	<160	<78	<110	3,300	<49
7/8/2013 Duplicate	340	<110	<100	<100	<84	<150	<120	<89	<88	<92	<140	<160	<78	<110	3,600	<49
01/21/14	580	<120	<110	<110	<87	<160	<130	<93	<91	<96	<150	<170	<81	<120	5,700	<51
1/21/2014 Duplicate	500	<110	<100	<100	<85	<150	<120	<90	<89	<93	<140	<160	<78	<110	5,800	<49
07/09/14	120	<110	<100	<100	<85	<150	<120	<90	<89	<93	<140	<160	<78	<110	1,500	<49
01/19/15	320	<51	<12	<51	<18	<150	<41	<12	<41	<29	<41	<61	<28	<61	4,100	<13
07/09/15	230	<51	<12	<51	<18	<150	<41	<12	<41	<29	<41	<61	<28	<61	3,200	<13
7/9/2015 Duplicate	170	<51	<12	<51	<18	<150	<41	<12	<41	<29	<41	<61	<28	<61	2,300	<13
01/19/16	140	<51	<12	<51	<18	<150	<40	<12	<40	<28	<40	<61	<27	<61	1,700	<13
1/19/2016 Duplicate	100	<51	<12	<51	<18	<150	<41	<12	<41	<29	<41	<61	<28	<61	1,300	<13
07/12/16	14	<3.0	<3.0	<3.0	<3.0	<3.0	<3.0	<3.0	<3.0	<3.0	<3.0	<3.0	<3.0	<3.0	210	<3.0
01/16/17	370	<24	<100	<26	<40	<58	<80	<24	<30	<24	<34	<60	<28	<40	5,500	<48
07/18/17	12	<3.0	<3.0	<3.0	<3.0	<3.0	<3.0	<3.0	<3.0	<3.0	<3.0	<3.0	<3.0	<3.0	170	<3.0
01/11/18	170	<3.0	<3.0	<3.0	<3.0	<3.0	<3.0	<3.0	<3.0	<3.0	<3.0	<3.0	<3.0	<3.0	2,500	<3.0
07/12/18	8	<3.0	<3.0	<3.0	<3.0	<3.0	<3.0	<3.0	<3.0	<3.0	<3.0	<3.0	<3.0	<3.0	97	<3.0
01/24/19	93	<12	<11	<13	<10	<15	<11	<12	<10	<11	<12	<15	<11	<12	1,600	<13
07/11/19	150	<11	<10	<13	<9.6	<14	<10	<12	<9.6	<10	<11	<14	<11	<12	2,400	<13
01/13/20	210 Q	<3.0	<3.0	<3.0	<3.0	<3.0	<3.0	<3.0	<3.0	<3.0	<3.0	<3.0	<3.0	<3.0	3,200	<3
07/08/20	<3.0	<3.0	<3.0	<3.0	<3.0	<3.0	<3.0	<3.0	<3.0	<3.0	<3.0	<3.0	<3.0	<3.0	330	<3
01/07/21	230	<3.0	<3.0	<3.0	<3.0	<3.0	<3.0	<3.0	<3.0	<3.0	<3.0	<3.0	<3.0	<3.0	4,600	<3
07/13/21	95 Q	<3.0	<3.0	<3.0	<3.0	<3.0	<3.0	<3.0	<3.0	<3.0	<3.0	<3.0	<3.0	<3.0	1,200	<3

Notes:

Prepared By: T. Dushek, 10/8/21

Checked By: A. Voit, 11/24/21

- 1.) All units are in ug/L.
- 2.) Bold Values indicate detections
- 3.) J = Estimated Value
- 4.) M = Matrix spike and/or Matrix Spike duplicate recovery outside acceptance limits.
- 5.) Q = Laboratory Control Sample outside acceptance limits.
- 6.) Y = Replicate/Duplicate precision outside acceptance limits.
- 7.) V = Raised quantitation or reporting limit due to limited sample amount or dilution for matrix background interference.

Phenolics - Historical Data
 WAULECO, INC - Wausau Facility
 Well - W08

Date	2,3,4,6-Tetrachlorophenol	2,3,5,6-Tetrachlorophenol	2,4,5-Trichlorophenol	2,4,6-Trichlorophenol	2,4-Dichlorophenol	2,4-Dimethylphenol	2,4-Dinitrophenol	2,6-Dichlorophenol	2-Chlorophenol	2-Methylphenol	2-Nitrophenol	3&4-Methylphenol	4,6-Dinitro-2-Methylphenol	4-Chloro-3-Methylphenol	4-Nitrophenol	Dinoseb	Pentachlorophenol	Phenol
01/08/87																	<1	
06/04/87																	14.8	
09/03/87																	<1	
12/03/87																	<1	
03/03/88																	<1	
04/07/88																	<1	
08/10/88																	220	
11/15/88																	153	
01/26/89																	3.63	
04/27/89																	1.18	
07/27/89																	<1	
10/26/89																	<1	
01/25/90																	11.5	
05/03/90																	4.04	
09/20/90																	3.3	
12/11/90																	<1	
01/29/91																	3.21	
05/01/91																	36.7	
06/17/91																	1.12	
10/08/91																	4.7	
02/20/92		<1		1.02	<0.5	<0.5	<1		<0.5		<0.5		<1	<0.5	<1		11	3.5
06/14/92		<1.05		6.69	<0.526	3.77	<1.05		<0.526		<0.526		<1.05	<0.526	<1.05		55.3	<0.526
09/17/92		<1		<1	<0.5	<0.5	<1		<0.5		<0.5		<1	<0.5	<1		23	<0.5
12/19/92		<1		<1	<0.5	<0.5	<1		<0.5		<0.5		<1	<0.5	<1		4.85	<0.5
03/23/93		<20		<6	<2	<2	<6	<10	<2	<10	<2	<10	<10	<10	<10	<10	<10	<2
06/28/93	19		<20	<10	<10	<10	<20	<10	<10	<10	<20	<10	<10	<10	<10	<10	130	
12/27/93	<10		<20	<10	<10	<10	<20	<10	<10	<10	<20	<10	<10	<20	<10	<10	12	
04/25/94	<1		<1	<1	<1	<10	<1	<1	<10	<1	<20	<1	<10	<1	<1	<1	<1	<1
06/21/94	10		<20	<10	<10	<10	<20	<10	<10	<10	<20	<10	<10	<10	<10	<10	480	
10/04/94	<50		<100	<50	<50	<50	<100	<50	<50	<50	<100	<50	<50	<100	<50	<100	470	
01/05/95	<10		<20	<10	<10	<10	<20	<10	<10	<10	<20	<10	<10	<20	<10	<10	98	
03/09/95	<10		<20	<10	<10	<10	<20	<10	<10	<10	<20	<10	<10	<20	<10	<10	<10	<10
07/06/95	<25		<10	<10	<10	<10	<50	<10	<10	<10	<20	<50	<20	<50	<25	<50	<50	<10
09/13/95	<10		<10	<10	<10	<10	<20	<10	<10	<10	<20	<10	<10	<20	<10	<10	<1	<10
12/18/95	<10		<10	<10	<10	<10	<20	<10	<10	<10	<20	<10	<10	<20	<10	<10	<1	<10
03/20/96	<10		<10	<10	<10	<10	<20	<10	<10	<10	<20	<10	<10	<20	<10	<10	6.4	<10
07/08/96	<10		<10	<10	<10	<10	<20	<10	<10	<10	<20	<10	<10	<20	<10	<10	1.4	<10
09/25/96	<1.5		<1.5	<1.4	<1.6	<3.1	<1.4	<1.7	<2.3	<1.6	<3.1	<3.5	<1.5	<1.4	<1.5	<1.7	<1.4	<2.1
01/21/97	<1.4		<1.3	<1.2	<1.4	<2.7	<1.3	<1.5	<2.1	<1.4	<2.7	<3	<1.3	<1.2	<1.3	<1.5	<1.2	<1.8
07/11/97	<0.182		<0.453	<0.469	<0.344	<0.148	<0.269	<0.397	<0.194	<0.252	<0.104	<0.128	<0.362	<0.105	5.6		<0.209	<0.127
01/02/98	<0.182		<0.453	<0.469	<0.344	<0.148	8.4	<0.397	<0.194	<0.252	<0.104	<0.128	<0.362	<0.105	4.3		<0.209	<0.127
06/23/98	<3		<3	<3	<3	<3	<3	<3	<3	<3	<3	<3	<3	<3	<3		<3	<3
01/26/99			11	7.7	3.6		3											
06/07/99	<3.0		<3.0	<3.0	<3.0	<3.0	<3.0	<3.0	<3.0	<3.0	<3.0	<3.0	<3.0	<3.0	<3.0		<3.0	<3.0
01/11/00	<3		<3	<3	<3	<3	<3	<3	<3	<3	<3	<3	<3	<3			<3	<3
07/17/00	<3		<3	<3	<3	<3	<3	<3	<3	<3	<3	<3	<3	<3	3.5		<3	<3
01/30/01	<3.0		12	<3.0	<3.0	<3.0	<3.0	<3.0	<3.0	<3.0	<3.0	<3.0	<3.0	<3.0	<3.0		<3.0	<3.0
07/10/01	<3.0		<3.0	<3.0	<3.0	<3.0	<3.0	<3.0	<3.0	<3.0	<3.0	<3.0	<3.0	<3.0	<3.0		<3.0	<3.0
01/15/02	5.4		11	6.5	25	15	11	14	53	49	62	38	10	<3.0	31		14	57
08/05/02	<3.0		<3.0	<3.0	<3.0	<3.0	<3.0	<3.0	<3.0	<3.0	<3.0	<3.0	<3.0	<3.0	<3.0		<3.0	<3.0

Phenolics - Historical Data
 WAULECO, INC - Wausau Facility
 Well - W08

Date	2,3,4,6-Tetrachlorophenol	2,3,5,6-Tetrachlorophenol	2,4,5-Trichlorophenol	2,4,6-Trichlorophenol	2,4-Dichlorophenol	2,4-Dimethylphenol	2,4-Dinitrophenol	2,6-Dichlorophenol	2-Chlorophenol	2-Methylphenol	2-Nitrophenol	3&4-Methylphenol	4,6-Dinitro-2-Methylphenol	4-Chloro-3-Methylphenol	4-Nitrophenol	Dinoseb	Pentachlorophenol	Phenol
01/14/03	<3.0		5	<3.0	<3.0	<3.0	<3.0	<3.0	<3.0	<3.0	<3.0	<3.0	<3.0	<3.0			6.7	<3.0
07/22/03	<3.0			<3.0	<3.0	<3.0	<3.0	<3.0	<3.0	<3.0	<3.0	<3.0	<3.0	<3.0			<3.0	<3.0
01/20/04	<3.0		<3.0 J	<3.0	<3.0 J	<3.0	<3.0	<3.0	<3.0	<3.0	<3.0	<3.0	<3.0	<3.0			<3.0	<3.0 J
07/12/04	<3.0		<3.0	<3.0	<3.0	<3.0	<4.0	<3.0	<3.0	<3.0	<3.0	<3.0	<3.0	<3.0	<4.0		6.4	<3.0
01/19/05	<3.0		<3.0	<3.0	<3.0	<3.0 M	<3.0MY	<3.0	<3.0	<3.0	<3.0	<3.0	<3.0	<3.0 M			<3.0	<3.0 M
07/19/05	<3.0		<3.0	<3.0	<3.0	<3.0	<3.0	<3.0	<3.0	<3.0	<3.0	<3.0	<3.0	<3.0			<3.0	<3.0
01/17/06	8.1		<3.0	<3.0	<3.0	<3.0	<3.0	<3.0	<3.0	<3.0	<3.0	<3.0	<3.0	<3.0			5.6	<3.0
07/18/06	45		<3.0	<3.0	<3.0	<3.0	<3.0	<3.0	<3.0	<3.0	<3.0	<3.0	<3.0	<3.0			18	<3.0
01/23/07	<3.0		<3.0	<3.0	<3.0	<3.0	<3.0	<3.0	<3.0	<3.0	<3.0	<3.0	<3.0	<3.0			<3.0	<3.0
07/09/07	<3.0		<3.0	<3.0	<3.0	<3.0	<3.0	<3.0	<3.0	<3.0	<3.0	<3.0	<3.0	<3.0			<3.0	<3.0
01/28/08	<3.0		<3.0	<3.0	<3.0	<3.0	<3.0	<3.0	<3.0	<3.0	<3.0	<3.0	<3.0	<3.0			<3.0	<3.0
07/22/08	<3.0		<3.0	<3.0	<3.0	<3.0	<3.0	<3.0	<3.0	<3.0	<3.0	<3.0	<3.0	<3.0			<3.0	<3.0
01/20/09	<3.0		<3.0	<3.0	<3.0	<3.0	<3.0	<3.0Q	<3.0	<3.0	<3.0	<3.0	<3.0	<3.0			<3.0	<3.0
07/06/09	<3.0		<3.0	<3.0	<3.0	<3.0	<3.0	<3.0	<3.0	<3.0	<3.0	<3.0	<3.0	<3.0			<3.0	<3.0
01/18/10	<3.0		<3.0	<3.0	<3.0	<3.0	<3.0	<3.0	<3.0	<3.0	<3.0	<3.0	<3.0	<3.0			<3.0	<3.0
07/13/10	<3.0		<3.0	<3.0	<3.0	<3.0	<3.0	<3.0	<3.0	<3.0	<3.0	<3.0	<3.0	<3.0			<3.0	<3.0
01/25/11	<3.0		<3.0	<3.0	<3.0	<3.0	<3.0	<3.0	<3.0	<3.0	<3.0	<3.0	<3.0	<3.0			<3.0	<3.0
07/18/11	<1.1		<1.1	<1.0	<1.0	<0.82	<1.5 Q	<1.2	<0.87	<0.86	<0.90	<1.4	<1.6 Q	<0.76	<1.1		<1.1 Q	<0.48
01/17/12	<3.0		<3.0	<3.0	<3.0	<3.0	<3.0	<3.0	<3.0	<3.0	<3.0	<3.0	<3.0	<3.0			<3.0	<3.0
07/06/12	<3.0		<3.0	<3.0	<3.0	<3.0	<3.0	<3.0	<3.0	<3.0	<3.0	<3.0	<3.0	<3.0			<3.0	<3.0
01/04/13	<3.0		<3.0	<3.0	<3.0	<3.0	<3.0	<3.0	<3.0	<3.0	<3.0	<3.0	<3.0	<3.0			<3.0	<3.0
07/01/13	<3.0		<3.0	<3.0	<3.0	<3.0	<3.0	<3.0	<3.0	<3.0	<3.0	<3.0	<3.0	<3.0			<3.0	<3.0
01/22/14	<3.0		<3.0	<3.0	<3.0	<3.0	<3.0	<3.0	<3.0	<3.0	<3.0	<3.0	<3.0	<3.0			<3.0	<3.0
07/07/14	<3.0		<3.0	<3.0	<3.0	<3.0	<3.0	<3.0	<3.0	<3.0	<3.0	<3.0	<3.0	<3.0			<3.0	<3.0
01/15/15	<3.0		<3.0	<3.0	<3.0	<3.0	<3.0	<3.0	<3.0	<3.0	<3.0	<3.0	<3.0	<3.0			1.8	<3.0
07/06/15	<3.0		<3.0	<3.0	<3.0	<3.0	<3.0	<3.0	<3.0	<3.0	<3.0	<3.0	<3.0	<3.0			<3.0	<3.0
01/13/16	<3.0		<3.0	<3.0	<3.0	<3.0	<3.0	<3.0	<3.0	<3.0	<3.0	<3.0	<3.0	<3.0			<3.0	<3.0
07/05/16	<3.0		<3.0	<3.0	<3.0	<3.0	<3.0	<3.0	<3.0	<3.0	<3.0	<3.0	<3.0	<3.0			<3.0	<3.0
01/16/17	<3.0		<3.0	<3.0	<3.0	<3.0	<3.0	<3.0	<3.0	<3.0	<3.0	<3.0	<3.0	<3.0			<3.0	<3.0
07/10/17	<3.0		<3.0	<3.0	<3.0	<3.0	<3.0	<3.0	<3.0	<3.0	<3.0	<3.0	<3.0	<3.0			<3.0	<3.0
01/10/18	<3.0		<3.0	<3.0	<3.0	<3.0	<3.0	<3.0	<3.0	<3.0	<3.0	<3.0	<3.0	<3.0			<3.0	<3.0
07/10/18	<3.0		<3.0	<3.0	<3.0	<3.0	<3.0	<3.0	<3.0	<3.0	<3.0	<3.0	<3.0	<3.0			<3.0	<3.0
01/22/19	<3.0		<3.0	<3.0	<3.0	<3.0	<3.0	<3.0	<3.0	<3.0	<3.0	<3.0	<3.0	<3.0			<3.0	<3.0
07/08/19	<3.0		<3.0	<3.0	<3.0	<3.0	<3.0	<3.0	<3.0	<3.0	<3.0	<3.0	<3.0	<3.0			<3.0	<3.0
01/09/20	<3.0		<3.0	<3.0	<3.0	<3.0	<3.0	<3.0	<3.0	<3.0	<3.0	<3.0	<3.0	<3.0			<3.0	<3.0
07/06/20	<3.0		<3.0	<3.0	<3.0	<3.0	<3.0	<3.0	<3.0	<3.0	<3.0	<3.0	<3.0	<3.0			<3.0	<3.0
01/07/21	<3.0		<3.0	<3.0	<3.0	<3.0	<3.0	<3.0	<3.0	<3.0	<3.0	<3.0	<3.0	<3.0			<3.0	<3.0
07/06/21	<3.0		<3.0	<3.0	<3.0	<3.0	<3.0	<3.0	<3.0	<3.0	<3.0	<3.0	<3.0	<3.0			<3.0	<3.0

Notes: Prepared By: T. Dushek, 10/8/21 Checked By: A. Voit, 11/24/21

- 1.) All units are in ug/L.
- 2.) Bold Values indicate detections
- 3.) J = Estimated Value
- 4.) M = Matrix spike and/or Matrix Spike duplicate recovery outside acceptance limits.
- 5.) Q = Laboratory Control Sample outside acceptance limits.
- 6.) Y = Replicate/Duplicate precision outside acceptance limits.
- 7.) V = Raised quantitation or reporting limit due to limited sample amount or dilution for matrix background interference.

Phenolics - Historical Data
 WAULECO, INC - Wausau Facility
 Well - W09

Date	2,3,4,6-Tetrachlorophenol	2,3,5,6-Tetrachlorophenol	2,4,5-Trichlorophenol	2,4,6-Trichlorophenol	2,4-Dichlorophenol	2,4-Dimethylphenol	2,4-Dinitrophenol	2,6-Dichlorophenol	2-Chlorophenol	2-Methylphenol	2-Nitrophenol	3&4-Methylphenol	4,6-Dinitro-2-Methylphenol	4-Chloro-3-Methylphenol	4-Nitrophenol	Dinoseb	Pentachlorophenol	Phenol
06/04/87																	2.2	
09/03/87																	<1	
12/03/87																	<1	
03/02/88																	<1	
04/07/88																	<1	
08/10/88																	1.05	
11/15/88																	<1	
01/26/89																	<1	
04/27/89																	<1	
07/27/89																	<1	
10/26/89																	<1	
01/25/90																	6.51	
05/03/90																	<1	
09/20/90																	2.37	
12/11/90																	1.53	
01/29/91																	8.59	
05/01/91																	2.07	
06/18/91																	<1	
10/08/91																	5.23	
06/18/92		11		3.79	<0.515	1.29	<1.03		<0.515		<0.515		<1.03	<0.515	<1.03		21.9	2.28
12/17/92		<1		<1	<0.5	<0.5	<1		<0.5		<0.5		<1	<0.5	1.77		26.7	<0.5
06/28/93	<1		<1	<1	<1	<10	<1	<1		<10	<1	<20	<1	<10	<1	<1	<1	<1
12/28/93	<100		<200	<100	<100	<100	<200	<100		<100	<100	<200	<100	<100	<200	360	640	
06/22/94	<100		<200	<100	<100	<100	<200	<100		<100	<100	<200	<100	<100	<200	<100	120	
07/05/95	<26		<10	<10	<10	<10	<51		<10	<10.2	<10	<20.4	<51	<20	<51	<26	<51	<10
07/09/96	<100		<100	<100	<100	<100	<200	<100	<100	<100	<100	<200	<100	<100	<200	<100	57	<100

Phenolics - Historical Data
WAULECO, INC - Wausau Facility
Well - W09

Date	2,3,4,6-Tetrachlorophenol	2,3,5,6-Tetrachlorophenol	2,4,5-Trichlorophenol	2,4,6-Trichlorophenol	2,4-Dichlorophenol	2,4-Dimethylphenol	2,4-Dinitrophenol	2,6-Dichlorophenol	2-Chlorophenol	2-Methylphenol	2-Nitrophenol	3&4-Methylphenol	4,6-Dinitro-2-Methylphenol	4-Chloro-3-Methylphenol	4-Nitrophenol	Dinoseb	Pentachlorophenol	Phenol
07/11/97	<0.182		<0.453	<0.469	<0.344	<0.148	<0.269	<0.397	<0.194	<0.252	<0.104	<0.128	<0.362	<0.105	<0.351		250	<0.127
06/24/98	<3		7.7	5.6	<3	<3	8.5	<3	<3	<3	<3	<3	7.3	3.4	5.2		4.4	<3
06/07/99	4.00		<3.0	<3.0	<3.0	<3.0	20.0	<3.0	<3.0	<3.0	3.90	<3.0	<3.0	<3.0	<3.0		7.00	<3.0
07/18/00	<15		<15	<15	<15	<15	<15	<15	<15	<15	<15	<15	62	<15	59		33	<15
01/30/01	<30		<30	<30	<30	<30	67	<30	<30	<30	<30	<30	<30	<30	140		<30	<30
07/10/01	<3.0		<3.0	<3.0	<3.0	<3.0	<3.0	<3.0	<3.0	<3.0	<3.0	<3.0	<3.0	<3.0	<3.0		<3.0	<3.0
08/06/02	10		9.7	7.5	3.1	<3.0	<3.0	<3.0	<3.0	3.4	4.2	3.0	<3.0	<3.0	7.4		6.1	<3.0
07/23/03	150		<60	<60	<60	<60	<60	<60	<60	<60	<60	<60	<60	<60	<60		140	<60
07/12/04	<30		<30	<30	<30	<30	95	<30	<30	<30	<30	<30	49	<30	<40		63	<30
07/18/05	58 V		<30 V	<30 V	<30 V	<30 V	<30 V	<30 V	<30 V	<30 V	<30 V	<30 V	<30 V	<30 V	<30 V		49 V	<30 V
07/18/06	<3.0		<3.0	<3.0	<3.0	<3.0	10	3.4	<3.0	<3.0	<3.0	<3.0	<3.0	<3.0	18		14	<3.0
07/10/07	<3.0		<3.0	<3.0	<3.0	<3.0	<3.0	<3.0	<3.0	<3.0	<3.0	<3.0	<3.0	<3.0	<3.0		<3.0	<3.0
07/23/08	<3.0		<3.0	<3.0	<3.0	<3.0	<3.0	<3.0	<3.0	<3.0	<3.0	<3.0	<3.0	<3.0	<3.0		<3.0	<3.0
07/07/09	<3.0		<3.0	<3.0	<3.0	<3.0	<3.0	<3.0	<3.0	<3.0	<3.0	<3.0	<3.0	<3.0	<3.0		<3.0	<3.0
07/13/10	<3.0		<3.0	<3.0	<3.0	<3.0	<3.0	<3.0	<3.0	<3.0	<3.0	<3.0	<3.0	<3.0	<3.0		<3.0	<3.0
07/18/11	<1.2		<1.2	<1.1	<1.1	<0.86	<1.6 Q	<1.3	<0.92	<0.91	<0.95	<1.5	<1.7 Q	<0.80	<1.2		<1.2 Q	<0.51
07/19/12	<3.0		<3.0	<3.0	<3.0	<3.0	<3.0	<3.0	<3.0	<3.0	<3.0	<3.0	<3.0	<3.0	<3.0		5.5	<3.0
07/02/13	<3.0		<3.0	<3.0	<3.0	<3.0	<3.0	<3.0	<3.0	<3.0	<3.0	<3.0	<3.0	<3.0	<3.0 Y		<3.0	<3.0
07/10/14	<3.0		<3.0	<3.0	<3.0	<3.0	<3.0	<3.0	<3.0	<3.0	<3.0	<3.0	<3.0	<3.0	<3.0		<3.0	<3.0
07/07/15	<3.0		<3.0	<3.0	<3.0	<3.0	<3.0	<3.0	<3.0	<3.0	<3.0	<3.0	<3.0	<3.0	<3.0		<3.0	<3.0
07/06/16	<3.0		<3.0	<3.0	<3.0	<3.0	<3.0	<3.0	<3.0	<3.0	<3.0	<3.0	<3.0	<3.0	<3.0		0.26	<3.0
07/11/17	<3.0		<3.0	<3.0	<3.0	<3.0	<3.0	<3.0	<3.0	<3.0	<3.0	<3.0	<3.0	<3.0	<3.0		<3.0	<3.0
07/18/18	<3.0		<3.0	<3.0	<3.0	<3.0	<3.0	<3.0	<3.0	<3.0	<3.0	<3.0	<3.0	<3.0	<3.0		2.5	<3.0
07/09/19	<3.0		<3.0	<3.0	<3.0	<3.0	<3.0	<3.0	<3.0	<3.0	<3.0	<3.0	<3.0	<3.0	<3.0		1.8	<3.0
07/07/20	<3.0		<3.0	<3.0	<3.0	<3.0	<3.0	<3.0	<3.0	<3.0	<3.0	<3.0	<3.0	<3.0	<3.0		<3.0	<3.0
07/12/21	<3.0		<3.0	<3.0	<3.0	<3.0	<3.0	<3.0	<3.0	<3.0	<3.0	<3.0	<3.0	<3.0	<3.0		<3.0	<3.0

Notes: Prepared By: T. Dushek, 10/8/21 Checked By: A. Voit, 11/24/21

- 1.) All units are in ug/L.
- 2.) Bold Values indicate detections
- 3.) J = Estimated Value
- 4.) M = Matrix spike and/or Matrix Spike duplicate recovery outside acceptance limits.
- 5.) Q = Laboratory Control Sample outside acceptance limits.
- 6.) Y = Replicate/Duplicate precision outside acceptance limits.
- 7.) V = Raised quantitation or reporting limit due to limited sample amount or dilution for matrix background interference.

Phenolics - Historical Data
WAULECO, INC - Wausau Facility
Well - W10A

Date	2,3,4,6-Tetrachlorophenol	2,3,5,6-Tetrachlorophenol	2,4,5-Trichlorophenol	2,4,6-Trichlorophenol	2,4-Dichlorophenol	2,4-Dimethylphenol	2,4-Dinitrophenol	2,6-Dichlorophenol	2-Chlorophenol	2-Methylphenol	2-Nitrophenol	3&4-Methylphenol	4,6-Dinitro-2-Methylphenol	4-Chloro-3-Methylphenol	4-Nitrophenol	Dinoseb	Pentachlorophenol	Phenol
01/08/87																	10,800	
06/04/87																	3,200	
09/03/87																	7,510	
12/03/87																	4,830	
03/03/88																	13,500	
04/07/88																	12,100	
08/10/88																	11,900	
11/15/88																	8,600	
01/26/89																	11,500	
04/27/89																	8,580	
07/27/89																	15,200	
10/26/89																	10,100	
01/25/90																	12,700	
05/03/90																	8,450	
09/20/90																	8,520	
12/11/90																	9,320	
01/29/91																	12,300	
05/01/91																	29,800	
06/19/91																	9,550	
10/08/91																	16,500	
07/08/92					<0.526	1.67	47.4		<0.526		4.82		<1.05	<0.526	3.78		7,400	0.714
12/18/92		13.1		108	<0.5	<0.5	<1		<0.5		<0.5		<1	<0.5	12.3		11,800	60.4
06/30/93	650		220	<100	<100	<100	450	<100	<100	<100	<200	<100	<100	<200	<100		11,000	
12/28/93	1,000		<200	<100	120	<100	<200	<100	<100	<100	<200	<100	<100	<200	<100		14,000	
06/22/94	1,600		540	450	<100	<100	470	<100		<100	<100	<200	<100	<100	240	<100	17,000	
07/06/95	960		<250	<250	<250	<250	<1300		<250	<250	<250	<500	<1300	<500	<1300	<630	6,600	<250
07/09/96	<5000		<5000	<5000	<5000	<5000	<10000	<5000	<5000	<5000	<5000	<10000	<5000	<5000	<10000	<5000	970	<5000
07/11/97	1,700		<0.453	<0.469	<0.344	<0.148	<0.269	<0.397	<0.194	<0.252	<0.104	<0.128	<0.362	<0.105	<0.351		24,000	800
06/24/98	<150		<150	<150	<150	<150	<150	<150	<150	<150	<150	<150	<150	<150	<150		600	<150
06/08/99	<750		<750	<750	<750	<750	<750	<750	<750	<750	<750	<750	<750	<750	<750		3,450	<750
07/17/00	<300		<300	<300	<300	<300	<300	<300	<300	<300	<300	<300	<300	<300	340		9,900	770
01/30/01	<1500		<1500	<1500	<1500	<1500	<1500	<1500	<1500	<1500	<1500	<1500	<1500	<1500	<1500		16,000	<1500
07/10/01	<1500		<1500	<1500	<1500	<1500	<1500	<1500	<1500	<1500	<1500	<1500	<1500	<1500	<1500		4,500	<1500
08/06/02	<600		<600	<600	<600	<600	<600	<600	1,100	<600	<600	<600	<600	<600	<600		5,500	<600
07/23/03	750		<300	<300	<300	<300	<300	<300	1,300	<300	<300	<300	<300	<300	<300		7,300	<300
07/14/04	<300J		<300J	550	<300	<300	570	<300	600	<300	<300	<300	<300	<300	<400		5,100	390
07/20/05	410 V		<300 V	<300 V	<300 V	<300 V	<300 V	<300 V	<300 V	<300 V	<300 V	<300 V	<300 V	<300 V	<300 V		5200 V	<300 V
07/19/06	370		<300	<300	<300	<300	<300	<300	<300	<300	<300	<300	<300	<300	<300		5,800	<300
07/10/07	670		<150	<180	<120	<91	<180	<230	<130	<55	<110	<99	<130	<57	<110		6,700	<46
07/23/08	700		<180	<190	<140	<270	<360	<210	<150	<200	<130	<150	<210	<250	<140		8,800	<70
7/23/2008 Duplicate	740		<180	<200	<140	<280	<370	<210	<160	<200	<140	<150	<210	<250	<140		9,300	<71
07/06/09	370		<160	<170	<120	<240	<320	<190	<140	<180	<120	<140	<190	<220	<130		5,500	<63
7/6/2009 Duplicate	410		<160	<180	<120	<240	<330	<190	<140	<180	<120	<140	<190	<220	<130		6,000	<63

Phenolics - Historical Data
WAULECO, INC - Wausau Facility
Well - W10A

Date	2,3,4,6-Tetrachlorophenol	2,3,5,6-Tetrachlorophenol	2,4,5-Trichlorophenol	2,4,6-Trichlorophenol	2,4-Dichlorophenol	2,4-Dimethylphenol	2,4-Dinitrophenol	2,6-Dichlorophenol	2-Chlorophenol	2-Methylphenol	2-Nitrophenol	3&4-Methylphenol	4,6-Dinitro-2-Methylphenol	4-Chloro-3-Methylphenol	4-Nitrophenol	Dinoseb	Pentachlorophenol	Phenol
07/15/10	450		<3.0	<3.0	<3.0	<3.0	<3.0	<3.0	<3.0	<3.0	<3.0	<3.0	<3.0	<3.0			6,200	<3.0
04/06/11																	6,300	
4/6/2011 Duplicate																	5,300	
07/25/11	280		<1.1	<1.0	<1.0	<0.85	<1.5	<1.2	<0.90	<0.89	<0.93	<1.4	<1.6	<0.78	<1.1		4,200	<0.49
7/25/2011 Duplicate	160		<1.1	<1.0	<1.0	<0.84	<1.5	<1.2	<0.89	<0.88	<0.92	<1.4	<1.6	<0.78	<1.1		2,300	<0.49
10/03/11																	3,900	
10/3/2011 Duplicate																	3,100	
01/23/12	280 M		<11	<10	<10	<8.5	<15 M	<12	<9.0	<8.9	<9.3	<14	<16 M	<7.8 Y	<11 M		4,500 M	<4.9
04/03/12																	4,200	
4/3/2012 Duplicate																	3,900	
07/09/12	260 V		<11 V	<10 V	<10 V	<8.4 V	<15 V	<12 V	<8.9 V	<8.8 V	<9.2 V	<14 V	<16 V	<7.8 V	<11 V		3,400 V	<4.9 V
7/9/2012 Duplicate	280 V		<11 V	<10 V	<10 V	<8.3 V	<15 V	<12 V	<8.8 V	<8.7 V	<9.1 V	<14 V	<16 V	<7.7 V	<11 V		3,300 V	<4.8 V
07/05/13	210		<110	<100	<100	<85	<150	<120	<90	<89	<93	<140	<160	<78	<110		3,400	<49
7/5/2013 Duplicate	200		<110	<100	<100	<84	<150	<120	<89	<88	<92	<140	<160	<78	<110		3,700	<49
07/10/14	170		<110	<100	<100	<85	<150	<120	<90	<89	<93	<140	<160	<78	<110		3,700	<49
07/09/15	120		<52	<12	<52	<19	<150	<41	<12	<41	<29	<41	<62	<28	<62		2,500	<13
7/9/2015 Duplicate	100		<51	<12	<51	<18	<150	<41	<12	<41	<29	<41	<61	<28	<61		2,300	<13
07/12/16	58		<6.3	<26	<6.8	<11	<15	<21	<6.3	<7.9	<6.3	<8.9	<16	<7.4	<11		1,400	<13
7/12/2016 Duplicate	61		<6.1	<25	<6.6	<10	<15	<20	<6.1	<7.6	<6.1	<8.6	<15	<7.1	<10		1,500	<12
07/18/17	57		<12	<52	<13	<21	<30	<41	<12	<15	<12	<18	<31	<14	<21		1,200	<25
7/18/2017 Duplicate	52		<12	<52	<13	<21	<30	<41	<12	<15	<12	<18	<31	<14	38		1,100	<25
07/18/18	56 Q		<11	<10	<12	<9.5	<14	<10	<11	<9.5	<10	<11	<14	<10	<11		1,200	<12
7/18/2018 Duplicate	50 Q		<11	<10	<12	<9.5	<14	<10	<11	<9.5	<10	<11	<14	<10	<11		1,100	<12
07/15/19	26		<12	<11	<13	<10	<15	<11	<12	<10	<11	<12	<15	<11	<12		610	<13
7/15/2019 Duplicate	52		<12	<11	<13	<10	<15	<11	<12	<10	<11	<12	<15	<11	<12		740	<13
07/13/20	40		<3.0	<3.0	<3.0	<3.0	<3.0	<3.0	<3.0	<3.0	<3.0	<3.0	<3.0	<3.0	<3.0		320	<3.0
7/13/2020 Duplicate	42		<3.0	<3.0	<3.0	<3.0	<3.0	<3.0	<3.0	<3.0	<3.0	<3.0	<3.0	<3.0	<3.0		310	<3.0
07/13/21	<3.0 Q		<3.0	<3.0	<3.0	<3.0	<3.0	<3.0	<3.0	<3.0	<3.0	<3.0	<3.0	<3.0	<3.0		80	<3.0
7/13/2021 Duplicate	<3.0 Q		<3.0	<3.0	<3.0	<3.0	<3.0	<3.0	<3.0	<3.0	<3.0	<3.0	<3.0	<3.0	<3.0		90	<3.0

Notes: Prepared By: T. Dushek, 10/8/21 Checked By: A. Voit, 11/24/21

- 1.) All units are in ug/L.
- 2.) Bold Values indicate detections
- 3.) J = Estimated Value
- 4.) M = Matrix spike and/or Matrix Spike duplicate recovery outside acceptance limits.
- 5.) Q = Laboratory Control Sample outside acceptance limits.
- 6.) Y = Replicate/Duplicate precision outside acceptance limits.
- 7.) V = Raised quantitation or reporting limit due to limited sample amount or dilution for matrix background interference.

Phenolics - Historical Data
WAULECO, INC - Wausau Facility
Well - W10B

Date	2,3,4,6-Tetrachlorophenol	2,3,5,6-Tetrachlorophenol	2,4,5-Trichlorophenol	2,4,6-Trichlorophenol	2,4-Dichlorophenol	2,4-Dimethylphenol	2,4-Dinitrophenol	2,6-Dichlorophenol	2-Chlorophenol	2-Methylphenol	2-Nitrophenol	3&4-Methylphenol	4-Chloro-3-Methylphenol	4,6-Dinitro-2-Methylphenol	4-Nitrophenol	Dimoseb	Pentachlorophenol	Phenol
07/08/92		<1.07		<1.07	1.31	<0.535	<1.07		<0.535		<0.535		<0.535	<1.07			39.2	<0.535
12/18/92		<1		<1	<0.5	<0.5	<1		<0.5		<0.5		<0.5	<1			30.3	<0.5
06/29/93	1.8		<1	<1	<1	<10	<1	<1		<10	<1	<20	<10	<1	<1	<1	8.4	
12/28/93	<10		<20	<10	<10	<10	<20	<10		<10	<10	<20	<10	<10	<20	<10	23	
06/22/94	66		27	16	<10	<10	<20	<10		<10	<10	<20	17	<10	<20	<10	33	
07/06/95	<25		<10	<10	<10	<10	<50	<10	<10	<10	<10	<20	<20	<50	<50	<25	<50	<10
07/09/96	<10		<10	<10	<10	<10	<20	<10	<10	<10	<10	<20	<10	<10	<20	<10	7.7	<10
07/11/97	8.5		<0.453	<0.469	<0.344	<0.148	<0.269	<0.397	<0.194	<0.252	<0.104	<0.128	<0.105	<0.362	<0.351		76	<0.127
06/24/98	<3		<3	<3	<3	<3	<3	<3	<3	<3	<3	<3	<3	<3	<3		11	<3
06/08/99	<3.0		<3.0	<3.0	<3.0	<3.0	<3.0	<3.0	<3.0	<3.0	<3.0	<3.0	<3.0	<3.0	<3.0		3.4	<3.0
07/17/00	<30		<30	<30	<30	<30	<30	<30	<30	<30	<30	<30	<30	<30	<30		<30	<30
01/30/01	<3.0		15	<3.0	<3.0	<3.0	4.3	<3.0	<3.0	<3.0	<3.0	<3.0	<3.0	<3.0	4.5		9.8	<3.0
07/10/01	<3.0		<3.0	<3.0	<3.0	<3.0	<3.0	<3.0	<3.0	<3.0	<3.0	<3.0	<3.0	<3.0	<3.0		3.3	<3.0
08/06/02	4.9		<3.0	3.0	<3.0	<3.0	<3.0	<3.0	<3.0	<3.0	<3.0	<3.0	<3.0	<3.0	<3.0		7.9	<3.0
07/23/03	<3.0		<3.0	<3.0	<3.0	<3.0	<3.0	<3.0	<3.0	<3.0	<3.0	<3.0	<3.0	<3.0	<3.0		<3.0	<3.0
07/13/04	<3.0		<3.0	<3.0	4.6	<3.0	<4.0	<3.0	<3.0	<3.0	<3.0	<3.0	<3.0	<3.0	<4.0		25	<3.0
07/20/05	<3.0		<3.0	<3.0	<3.0	<3.0	<3.0	<3.0	<3.0	<3.0	<3.0	<3.0	<3.0	<3.0	<3.0		8.8	<3.0
7/20/2005 Duplicate	<3.0		<3.0	<3.0	<3.0	<3.0	<3.0	<3.0	<3.0	<3.0	<3.0	<3.0	<3.0	<3.0	<3.0		10	<3.0
07/19/06	<3.0		<3.0	<3.0	<3.0	<3.0	<3.0	<3.0	<3.0	<3.0	<3.0	<3.0	<3.0	<3.0	<3.0		7.4	<3.0
07/10/07	<3.0		<3.0	<3.0	<3.0	<3.0	<3.0	<3.0	<3.0	<3.0	<3.0	<3.0	<3.0	<3.0	<3.0		5.6	<3.0
07/23/08	<3.0		<3.0	<3.0	<3.0	<3.0	<3.0	<3.0	<3.0	<3.0	<3.0	<3.0	<3.0	<3.0	<3.0		40	<3.0
07/06/09	<3.0		<3.0	<3.0	<3.0	<3.0	<3.0	<3.0	<3.0	<3.0	<3.0	<3.0	<3.0	<3.0	<3.0		12	<3.0
07/15/10	<3.0		<3.0	<3.0	<3.0	<3.0	<3.0	<3.0	<3.0	<3.0	<3.0	<3.0	<3.0	<3.0	<3.0		49	<3.0
07/20/11	9.4		<1.1	<1.0	<1.0	<0.84	<1.5	<1.2	<0.89	<0.88	<0.92	<1.4	<1.6	<0.78	<1.1		120	<0.49
01/23/12	<5.9		<5.9	<5.3	<5.3	<4.4	<8	<6.4	<4.6	<4.6	<4.8	<7.4	<8.5	<4.0	<5.9		86	<3.0
04/09/12																	42	
07/06/12	5.5		<3.0	<3.0	<3.0	<3.0	<3.0	<3.0	<3.0	<3.0	<3.0	<3.0	<3.0	<3.0	<3.0		87	<3.0
07/05/13	<5.6		<5.6	<5.1	<5.1	<4.1	<7.6	<6.1	<4.4	<4.3	<4.5	<7.1	<8.1	<3.8	<5.6		72	<3.0
07/08/14	<3.0		<3.0	<3.0	<3.0	<3.0	<3.0	<3.0	<3.0	<3.0	<3.0	<3.0	<3.0	<3.0	<3.0		16	<3.0
07/07/15	1.1		<3.0	<3.0	<3.0	<3.0	<3.0	<3.0	<3.0	<3.0	<3.0	<3.0	<3.0	<3.0	<3.0		22	<3.0
07/07/16	0.61		<3.0	<3.0	<3.0	<3.0	<3.0	<3.0	<3.0	<3.0	<3.0	<3.0	<3.0	<3.0	<3.0		14	<3.0
07/17/17	0.54		<3.0	<3.0	<3.0	<3.0	<3.0	<3.0	<3.0	<3.0	<3.0	<3.0	<3.0	<3.0	<3.0		7.5 B	<3.0
07/11/18	2.2		<3.0	<3.0	<3.0	<3.0	<3.0	<3.0	<3.0	<3.0	<3.0	<3.0	<3.0	<3.0	<3.0		40	<3.0
07/15/19	1.5		<3.0	<3.0	<3.0	<3.0	<3.0	<3.0	<3.0	<3.0	<3.0	<3.0	<3.0	<3.0	<3.0		27	<3.0
07/13/20	<3.0		<3.0	<3.0	<3.0	<3.0	<3.0	<3.0	<3.0	<3.0	<3.0	<3.0	<3.0	<3.0	<3.0		5.2	<3.0
07/07/21	2.9		<3.0	<3.0	<3.0	<3.0	<3.0	<3.0	<3.0	<3.0	<3.0	<3.0	<3.0	<3.0	<3.0		13	<3.0

Notes: Prepared By: T. Dushek, 10/8/21 Checked By: A. Voit, 11/24/21

- 1.) All units are in ug/L.
- 2.) Bold Values indicate detections
- 3.) B = Analyte detected in the associated Method Blank
- 4.) J = Estimated Value
- 5.) M = Matrix spike and/or Matrix Spike duplicate recovery outside acceptance limits.
- 6.) Q = Laboratory Control Sample outside acceptance limits.
- 7.) Y = Replicate/Duplicate precision outside acceptance limits.
- 8.) V = Raised quantitation or reporting limit due to limited sample amount or dilution for matrix background interference.

Phenolics - Historical Data
WAULECO, INC - Wausau Facility
Well - W11

Date	2,3,4,6-Tetrachlorophenol	2,3,5,6-Tetrachlorophenol	2,4,5-Trichlorophenol	2,4,6-Trichlorophenol	2,4-Dichlorophenol	2,4-Dimethylphenol	2,4-Dinitrophenol	2,6-Dichlorophenol	2-Chlorophenol	2-Methylphenol	2-Nitrophenol	3&4-Methylphenol	4,6-Dinitro-2-Methylphenol	4-Chloro-3-Methylphenol	4-Nitrophenol	Pentachlorophenol	Phenol	Dinoseb
01/08/87																2050		
06/04/87																2410		
09/03/87																49.3		
12/03/87																163		
03/03/88																824		
04/07/88																<1		
08/10/88																1000		
11/15/88																329		
01/26/89																321		
04/27/89																384		
07/27/89																142		
10/26/89																1.66		
01/25/90																300		
05/03/90																736		
09/21/90																2940		
12/12/90																2690		
01/30/91																3080		
05/01/91																2410		
06/19/91																1420		
10/08/91																891		
06/18/92		<1.02		<1.02	<0.51	<0.51	<1.02		<0.51		<0.51		<1.02	<0.51	<1.02	44.4	7.16	
12/17/92		<1		<1	<0.5	<0.5	<1		<0.5		<0.5		<1	<0.5	<1	209	<0.5	
06/30/93	<1		<1	<1	<1	<10	<1	<1		<10	<1	<20	<1	<10	<1	82		<1
12/28/93	<10		<20	<10	<10	<10	<20	<10		<10	<10	<20	<10	<10	<20	70		<10
06/21/94	17		<20	<10	<10	<10	<20	<10		<10	<10	<20	<10	<10	<20	140		<10
07/05/95	<25		<10	<10	<10	<10	<50	<10		<10	<10	<20	<50	<20	<50	<50	<10	<25
07/09/96	<10		<10	<10	<10	<10	<20	<10		<10	<10	<20	<10	<10	<20	25	<10	<10
07/11/97	<0.182		<0.453	<0.469	<0.344	<0.148	<0.269	<0.397	<0.194	<0.252	<0.104	<0.128	<0.362	<0.105	<0.351	8.3	<0.127	
06/24/98	<15		<15	<15	<15	<15	<15	<15	<15	<15	<15	<15	<15	<15	<15	88	<15	
06/08/99	<75		<75	<75	<75	<75	180	<75	<75	<75	<75	<75	<75	<75	<75	180	<75	
07/18/00	3.6		<3	<3	<3	<3	<3	<3	<3	<3	<3	<3	<3	<3	3.2	170	<3	
01/30/01	<60		<60	<60	<60	<60	<60	<60	<60	<60	<60	<60	<60	<60	<60	600	<60	
07/11/01	3.7		<3.0	<3.0	<3.0	<3.0	<3.0	<3.0	<3.0	<3.0	<3.0	<3.0	<3.0	<3.0	<3.0	84	<3.0	

Phenolics - Historical Data
WAULECO, INC - Wausau Facility
Well - W11

Date	2,3,4,6-Tetrachlorophenol	2,3,5,6-Tetrachlorophenol	2,4,5-Trichlorophenol	2,4,6-Trichlorophenol	2,4-Dichlorophenol	2,4-Dimethylphenol	2,4-Dinitrophenol	2,6-Dichlorophenol	2-Chlorophenol	2-Methylphenol	2-Nitrophenol	3&4-Methylphenol	4,6-Dinitro-2-Methylphenol	4-Chloro-3-Methylphenol	4-Nitrophenol	Pentachlorophenol	Phenol	Dinoseb
08/06/02	<3.0		<3.0	<3.0	<3.0	<3.0	<3.0	<3.0	<3.0	<3.0	<3.0	<3.0	<3.0	<3.0	<3.0	<3.0	<3.0	
07/22/03	<3.0		<3.0	<3.0	<3.0	<3.0	<3.0	<3.0	<3.0	<3.0	<3.0	<3.0	<3.0	<3.0	<3.0	43	<3.0	
07/13/04	<3.0		<3.0	<3.0	<3.0	<3.0	<4.0	<3.0	<3.0	<3.0	<3.0	<3.0	<3.0	<3.0	<4.0	64	<3.0J	
07/19/05	4.8		<3.0	<3.0	<3.0	<3.0	<3.0	<3.0	<3.0	<3.0	<3.0	<3.0	<3.0	<3.0	<3.0	180	<3.0	
07/19/06	<15		<15	<15	<15	<15	<15	<15	<15	<15	<15	<15	<15	<15	<15	270	<15	
07/10/07	57		<8.5	<10	<6.7	<5.1	<10	<13	<7.1	<3.1	<6.2	<5.5	<7.5	<3.2	<6.1	540	<3	
07/23/08	13		<3.4	<3.7	<3.0	<5.2	<6.9	<4.0	<3.0	<3.7	<3.0	<3.0	<4.0	<4.7	<3.0	140	<3.0	
07/07/09	47		<16	<17	<12	<24	<32	<19	<14	<18	<12	<14	<19	<22	<13	660	<6.3	
07/14/10	46		<3.0	<3.0	<3.0	<3.0	<3.0	<3.0	<3.0	<3.0	<3.0	<3.0	<3.0	<3.0	<3.0	440	<3.0	
07/19/11	12		<1.1	<1.0	<1.0	<0.82	<1.5	<1.2	<0.87	<0.86	<0.90	<1.4	<1.6	<0.76	<1.1	97	<0.48	
07/09/12	34		<3.0	<3.0	<3.0	<3.0	<3.0	<3.0	<3.0	<3.0	<3.0	<3.0	<3.0	<3.0	<3.0	360	<3.0	
07/01/13	78		<5.6	<5.1	<5.1	<4.2	<7.7	<6.1	<4.4	<4.4	<4.6	<7.1	<8.2	<3.9	<5.6	960	<3.0	
7/1/2013 Duplicate	67		<5.6	<5.1	<5.1	<4.2	<7.7	<6.1	<4.4	<4.4	<4.6	<7.1	<8.2	<3.9	<5.6	950	<3.0	
07/08/14	37		<5.5	<5.0	<5.0	<4.1	<7.5	<6.0	<4.4	<4.3	<4.5	<7.0	<8.0	<3.8	<5.5	660	3.2	
07/06/15	18		<5.2	<3.0	<5.2	<3.0	<15	<4.1	<3.0	<4.1	<3.0	<4.1	<6.2	<3.0	<6.2	400	<3.0	
07/05/16	6.5		<3.0	<5.2	<3.0	<3.0	<3.0	<4.2	<3.0	<3.0	<3.0	<3.0	<3.1	<3.0	<3.0	180	<3.0	
07/17/17	2.3		<3.0	<5.1	<3.0	<3.0	<3.0	<4.0	<3.0	<3.0	<3.0	<3.0	<3.0	<3.0	<3.0	52	<3.0	
07/11/18	4.7		<3.0	<3.0	<3.0	<3.0	<3.0	<3.0	<3.0	<3.0	<3.0	<3.0	<3.0	<3.0	<3.0	120	<3.0	
07/09/19	9.0		<3.0	<3.0	<3.0	<3.0	<3.0	<3.0	<3.0	<3.0	<3.0	<3.0	<3.0	<3.0	<3.0	170	<3.0	
07/07/20	5.1		<3.0	<3.0	<3.0	<3.0	<3.0	<3.0	<3.0	<3.0	<3.0	<3.0	<3.0	<3.0	<3.0	90	<3.0	
10/05/20																84		
01/11/21																170		
04/12/21																270		
07/13/21	<3.0 Q		<3.0	<3.0	<3.0	<3.0	<3.0	<3.0	<3.0	<3.0	<3.0	<3.0	<3.0	<3.0	<3.0	130	<3.0	
10/18/21																300		

Notes:

Prepared By: T. Dushek, 10/8/21

Checked By: A. Voit, 11/24/21

- 1.) All units are in ug/L.
- 2.) Bold Values indicate detections
- 3.) J = Estimated Value
- 4.) M = Matrix spike and/or Matrix Spike duplicate recovery outside acceptance limits.
- 5.) Q = Laboratory Control Sample outside acceptance limits.
- 6.) Y = Replicate/Duplicate precision outside acceptance limits.
- 7.) V = Raised quantitation or reporting limit due to limited sample amount or dilution for matrix background interference.

Phenolics - Historical Data
WAULECO, INC - Wausau Facility
Well - W12

Date	2,3,4,6-Tetrachlorophenol	2,3,5,6-Tetrachlorophenol	2,4,5-Trichlorophenol	2,4,6-Trichlorophenol	2,4-Dichlorophenol	2,4-Dimethylphenol	2,4-Dinitrophenol	2,6-Dichlorophenol	2-Chlorophenol	2-Methylphenol	2-Nitrophenol	3&4-Methylphenol	4,6-Dinitro-2-Methylphenol	4-Chloro-3-Methylphenol	4-Nitrophenol	Dinoseb	Pentachlorophenol	Phenol
06/18/92		<1.03		<1.03	<0.515	<0.515	<1.03		<0.515		<0.515		<1.03	<0.515	<1.03		2.83	11.4
12/17/92		△1		<1	<0.5	<0.5	<1		<0.5		<0.5		<1	<0.5	<1		3.67	<0.5
06/29/93	<1		<1	<1	<1	<10	<1		<10	<1	<1	<20	<1	<10	<1	<1	<1	<1
12/28/93	<1.1		<1.1	<1.1	<1.1	<11	<1.1	<1.1		<11	<1.1	<22	<1.1	<11	<1.1	<1.1	<1.1	<1.1
06/21/94	<10		<20	<10	<10	<10	<20	<10		<10	14	<20	<10	<10	<20	<10	73	
07/06/95	47		<10	<10	<10	<10	<50	<10	<10	<10	<10	<20	<50	<20	<50	<25	210	<10
07/08/96	<10		<10	<10	<10	<10	<20	<10	<10	<10	<10	<20	<10	<10	<20	<10	1.5	<10
07/11/97	<0.182		<0.453	<0.469	<0.344	<0.148	<0.269	<0.397	<0.194	<0.252	<0.104	<0.128	<0.362	<0.105	<0.351		3.5	<0.127
06/23/98	<30		<30	<30	<30	<30	<30	<30	<30	<30	<30	<30	<30	<30	<30		220	<30
06/08/99	<150		<150	<150	<150	<150	<150	<150	<150	<150	<150	<150	<150	<150	<150		290	<150
07/17/00	21.5		<3	<3	<3	<3	<3	<3	<3	<3	<3	<3	<3	<3	3.15		510	<3
01/30/01	<60		<60	<60	<60	<60	<60	<60	<60	<60	<60	<60	<60	<60	<60		950	<60
07/10/01	<3.0		<3.0	<3.0	<3.0	<3.0	<3.0	<3.0	<3.0	<3.0	<3.0	<3.0	<3.0	<3.0	<3.0		<3.0	<3.0
08/05/02	<3.0		<3.0	<3.0	<3.0	<3.0	<3.0	<3.0	<3.0	<3.0	<3.0	<3.0	<3.0	<3.0	<3.0		<3.0	<3.0
07/22/03	<3.0		<3.0	<3.0	<3.0	<3.0	<3.0	<3.0	<3.0	<3.0	<3.0	<3.0	<3.0	<3.0	<3.0		<3.0	<3.0
07/13/04	<3.0		<3.0	<3.0	<3.0	<3.0	<4.0	<3.0	<3.0	<3.0	<3.0	<3.0	<3.0	<3.0	<4.0		<3.0	<3.0
07/19/05	<3.0		<3.0	<3.0	<3.0	<3.0	<3.0	<3.0	<3.0	<3.0	<3.0	<3.0	<3.0	<3.0	<3.0		<3.0	<3.0
07/19/06	<3.0		<3.0	<3.0	<3.0	<3.0	<3.0	<3.0	<3.0	<3.0	<3.0	<3.0	<3.0	<3.0	<3.0		<3.0	<3.0
07/09/07	<3.0		<3.0	<3.0	<3.0	<3.0	<3.0	<3.0	<3.0	<3.0	<3.0	<3.0	<3.0	<3.0	<3.0		<3.0	<3.0
07/23/08	<3.0		<3.0	<3.0	<3.0	<3.0	<3.0	<3.0	<3.0	<3.0	<3.0	<3.0	<3.0	<3.0	<3.0		<3.0	<3.0
07/06/09	<3.0		<3.0	<3.0	<3.0	<3.0	<3.0	<3.0	<3.0	<3.0	<3.0	<3.0	<3.0	<3.0	<3.0		<3.0	<3.0
07/14/10	<3.0		<3.0	<3.0	<3.0	<3.0	<3.0	<3.0	<3.0	<3.0	<3.0	<3.0	<3.0	<3.0	<3.0		<3.0	<3.0
07/18/11	<1.2		<1.2	<1.1	<1.1	<0.88	<1.6 Q	<1.3	<0.94	<0.92	<0.97	<1.5	<1.7 Q	<0.82	<1.2		<1.2 Q	<0.52
01/23/12	<3.0		<3.0	<3.0	<3.0	<3.0	<3.0	<3.0	<3.0	<3.0	<3.0	<3.0	<3.0	<3.0	<3.0		2.9	<3.0
04/09/12																	450	
4/9/2012 Duplicate																	470	
07/09/12	<3.0		<3.0	<3.0	<3.0	<3.0	<3.0	<3.0	<3.0	<3.0	<3.0	<3.0	<3.0	<3.0	<3.0		420	<3.0
07/01/13	<3.0		<3.0	<3.0	<3.0	<3.0	<3.0	<3.0	<3.0	<3.0	<3.0	<3.0	<3.0	<3.0	<3.0		<3.0	<3.0
07/07/14	<3.0		<3.0	<3.0	<3.0	<3.0	<3.0	<3.0	<3.0	<3.0	<3.0	<3.0	<3.0	<3.0	<3.0		<3.0	<3.0
07/06/15	<3.0		<3.0	<3.0	<3.0	<3.0	<3.0	<3.0	<3.0	<3.0	<3.0	<3.0	<3.0	<3.0	<3.0		<3.0	<3.0
07/05/16	<3.0		<3.0	<3.0	<3.0	<3.0	<3.0	<3.0	<3.0	<3.0	<3.0	<3.0	<3.0	<3.0	<3.0		<3.0	<3.0
07/11/17	<3.0		<3.0	<3.0	<3.0	<3.0	<3.0	<3.0	<3.0	<3.0	<3.0	<3.0	<3.0	<3.0	<3.0		<3.0	<3.0
07/10/18	<3.0		<3.0	<3.0	<3.0	<3.0	<3.0	<3.0	<3.0	<3.0	<3.0	<3.0	<3.0	<3.0	<3.0		<3.0	<3.0
07/08/19	<3.0		<3.0	<3.0	<3.0	<3.0	<3.0	<3.0	<3.0	<3.0	<3.0	<3.0	<3.0	<3.0	<3.0		<3.0	<3.0
07/06/20	<3.0		<3.0	<3.0	<3.0	<3.0	<3.0	<3.0	<3.0	<3.0	<3.0	<3.0	<3.0	<3.0	<3.0		<3.0	<3.0
10/05/20																	<3.0	<3.0
01/11/21																	<3.0	<3.0
04/12/21																	<3.0	<3.0
07/06/21	<3.0		<3.0	<3.0	<3.0	<3.0	<3.0	<3.0	<3.0	<3.0	<3.0	<3.0	<3.0	<3.0	<3.0		<3.0	<3.0
10/18/21																	<3.0	<3.0

Notes: Prepared By: T. Dushek, 10/8/21 Checked By: A. Voit, 11/24/21

- 1.) All units are in ug/L.
- 2.) Bold Values indicate detections
- 3.) J = Estimated Value
- 4.) M = Matrix spike and/or Matrix Spike duplicate recovery outside acceptance limits.
- 5.) Q = Laboratory Control Sample outside acceptance limits.
- 6.) Y = Replicate/Duplicate precision outside acceptance limits.
- 7.) V = Raised quantitation or reporting limit due to limited sample amount or dilution for matrix background interference.

Phenolics - Historical Data
WAULECO, INC - Wausau Facility
Well - W13

Date	2,3,4,6-Tetrachlorophenol	2,3,5,6-Tetrachlorophenol	2,4,5-Trichlorophenol	2,4,6-Trichlorophenol	2,4-Dichlorophenol	2,4-Dimethylphenol	2,4-Dinitrophenol	2,6-Dichlorophenol	2-Chlorophenol	2-Methylphenol	2-Nitrophenol	3&4-Methylphenol	4,6-Dinitro-2-Methylphenol	4-Chloro-3-Methylphenol	4-Nitrophenol	Dinoseb	Pentachlorophenol	Phenol	
06/22/92		<1.02		<1.02	<0.51	<0.51	<1.02		<0.51		<0.51		<1.02	<0.51	<1.02		636	4.42	
12/19/92		<1		<1	<0.5	<0.5	<1		<0.5		<0.5		<1	<0.5	<1		4,550	<0.5	
06/30/93	<100		<200	<100	<100	<100	<200	<100		<100	<100	<200	<100	<100	<200	<100		540	
12/27/93	120		<200	<100	<100	<100	<200	<100		<100	<100	<200	<100	<100	<200	<100		1,800	
04/25/94	190		25	<10	<10	<10	21	<10		<10	<10	<20	11	<10	<20	<10		520	
06/22/94	120		<200	<100	<100	<100	<200	<100		<100	<100	<200	<100	<100	<200	<100		1,500	
10/04/94	12		<20	<10	<10	<10	<20	<10		<10	<10	<20	<10	<10	<20	<10		220	
03/10/95	<100		<200	<100	<100	<100	<200	<100		<100	<100	<200	<100	<100	<200	<100		530	
07/06/95	33		<10	<10	<10	<10	<50	<10	<10	<10	<10	<20	<50	<20	<50	<25		390	<10
09/13/95	<100		<100	<100	<100	<100	<200	<100	<100	<100	<100	<200	<100	<100	<200	<100		110	<100
03/20/96	<100		<100	<100	<100	<100	<200	<100	<100	<100	<100	<200	<100	<100	<200	<100		740	<100
07/10/96	<100		<100	<100	<100	<100	<200	<100	<100	<100	<100	<200	<100	<100	<200	<100		28	<100
09/25/96	99		<0.73	1.4	<0.8	<1.5	<0.72	<0.87	<1.2	<0.79	<1.5	<1.7	<0.75	<0.69	<0.74	<0.85		754	<1
07/11/97	<0.182		<0.453	<0.469	<0.344	<0.148	<0.269	<0.397	<0.194	<0.252	<0.104	<0.128	<0.362	<0.105	<0.351			260	<0.127
01/02/98	<0.182		<0.453	<0.469	<0.344	<0.148	<0.269	<0.397	<0.194	<0.252	<0.104	<0.128	<0.362	<0.105	<0.351			140	<0.127
06/24/98	<30		<30	<30	<30	<30	<30	<30	<30	<30	<30	<30	<30	<30	<30			150	<30
01/26/99																		120	
06/09/99	<30		<30	<30	<30	<30	<30	<30	<30	<30	<30	<30	<30	<30	<30			56	<30
01/11/00	20		<15	<15	<15	<15	<15	<15	<15	<15	<15	<15	<15	<15	<15			290	<15
07/18/00	16		<3.0	<3.0	<3.0	<3.0	<3.0	<3.0	<3.0	<3.0	<3.0	<3.0	<3.0	<3.0	<3.0			300	<3.0
01/31/01	<60		<60	<60	<60	<60	<60	<60	<60	<60	<60	<60	<60	<60	<60			400	<60
07/10/01	12		<3.0	<3.0	<3.0	<3.0	<3.0	<3.0	<3.0	<3.0	<3.0	<3.0	<3.0	<3.0	<3.0			150	<3.0
01/15/02	24		<15	<15	<15	<15	<15	<15	<15	<15	<15	<15	<15	<15	<15			180	<15
08/06/02	<3.0		<3.0	<3.0	<3.0	<3.0	<3.0	<3.0	<3.0	<3.0	<3.0	<3.0	<3.0	<3.0	<3.0			<3.0	<3.0
01/14/03	<3.0		<3.0	<3.0	<3.0	<3.0	3.3	<3.0	<3.0	<3.0	<3.0	<3.0	<3.0	<3.0	<3.0			3.1	<3.0
07/23/03	5.6		<3.0	<3.0	<3.0	<3.0	<3.0	<3.0	<3.0	<3.0	<3.0	<3.0	<3.0	<3.0	<3.0			79	<3.0
01/21/04	<15J		<15	<15	<15	<15	<15	<15	<15	<15	<15	<15	<15	<15	<15J			190	<15
07/14/04	<3.0		<3.0	<3.0	<3.0	<3.0	<4.0	<3.0	<3.0	<3.0	<3.0	<3.0	<3.0	<3.0	<4.0			45	<3.0
01/19/05	<3.0		<3.0	<3.0	<3.0	<3.0	<3.0	<3.0	<3.0	<3.0	<3.0	<3.0	<3.0	<3.0	<3.0			<3.0	<3.0
07/21/05	<3.0		<3.0	<3.0	<3.0	<3.0	<3.0	<3.0	<3.0	<3.0	<3.0	<3.0	<3.0	<3.0	<3.0			<3.0	<3.0
01/17/06	<3.0		<3.0	<3.0	<3.0	<3.0	<3.0	<3.0	<3.0	<3.0	<3.0	<3.0	<3.0	<3.0	<3.0			3.7	<3.0
07/18/06	<3.0		<3.0	<3.0	<3.0	<3.0	<3.0	<3.0	<3.0	<3.0	<3.0	<3.0	<3.0	<3.0	<3.0			<3.0	<3.0
01/23/07	<3.0		<3.0	<3.0	<3.0	<3.0	<3.0	<3.0	<3.0	<3.0	<3.0	<3.0	<3.0	<3.0	<3.0			<3.0	<3.0
1/23/2007 Duplicate	<3.0		<3.0	<3.0	<3.0	<3.0	<3.0	<3.0	<3.0	<3.0	<3.0	<3.0	<3.0	<3.0	<3.0			<3.0	<3.0
07/10/07	<3.0		<3.0	<3.0	<3.0	<3.0	<3.0	<3.0	<3.0	<3.0	<3.0	<3.0	<3.0	<3.0	<3.0			<3.0	<3.0

Phenolics - Historical Data
WAULECO, INC - Wausau Facility
Well - W13

Date	2,3,4,6-Tetrachlorophenol	2,3,5,6-Tetrachlorophenol	2,4,5-Trichlorophenol	2,4,6-Trichlorophenol	2,4-Dichlorophenol	2,4-Dimethylphenol	2,4-Dinitrophenol	2,6-Dichlorophenol	2-Chlorophenol	2-Methylphenol	2-Nitrophenol	3&4-Methylphenol	4,6-Dinitro-2-Methylphenol	4-Chloro-3-Methylphenol	4-Nitrophenol	Dinoseb	Pentachlorophenol	Phenol
01/28/08	<3.0		<3.0	<3.0	<3.0	<3.0	<3.0	<3.0	<3.0	<3.0	<3.0	<3.0	<3.0	<3.0		<3.0	<3.0	
07/24/08	<3.0		<3.0	<3.0	<3.0	<3.0	<3.0	<3.0	<3.0	<3.0	<3.0	<3.0	<3.0	<3.0		<3.0	<3.0	
01/20/09	<3.0		<3.0	<3.0	<3.0	<3.0	<3.0	<3.0Q	<3.0	<3.0	<3.0	<3.0	<3.0	<3.0		<3.0	<3.0	
07/06/09	<3.0		<3.0	<3.0	<3.0	<3.0	<3.0	<3.0	<3.0	<3.0	<3.0	<3.0	<3.0	<3.0		<3.0	<3.0	
01/18/10	<3.0		<3.0	<3.0	<3.0	<3.0	<3.0	<3.0	<3.0	<3.0	<3.0	<3.0	<3.0	<3.0		<3.0	<3.0	
07/13/10	<3.0		<3.0	<3.0	<3.0	<3.0	<3.0	<3.0	<3.0	<3.0	<3.0	<3.0	<3.0	<3.0		<3.0	<3.0	
01/25/11	<3.0		<3.0	<3.0	<3.0	<3.0	<3.0	<3.0	<3.0	<3.0	<3.0	<3.0	<3.0	<3.0		<3.0	<3.0	
04/05/11																<3.0		
07/19/11	<1.1		<1.1	<1.0	<1.0	<0.82	<1.5	<1.2	<0.87	<0.86	<0.90	<1.4	<1.6	<0.76	<1.1	<1.1	<0.48	
10/03/11																3.2		
01/17/12	<3.0		<3.0	<3.0	<3.0	<3.0	<3.0	<3.0	<3.0	<3.0	<3.0	<3.0	<3.0	<3.0		<3.0	<3.0	
04/03/12																<3.0		
07/06/12	<3.0		<3.0	<3.0	<3.0	<3.0	<3.0	<3.0	<3.0	<3.0	<3.0	<3.0	<3.0	<3.0		<3.0	<3.0	
01/08/13	<3.0		<3.0	<3.0	<3.0	<3.0	<3.0	<3.0	<3.0	<3.0	<3.0	<3.0	<3.0	<3.0		<3.0	<3.0	
07/10/13	<3.0		<3.0	<3.0	<3.0	<3.0	<3.0	<3.0	<3.0	<3.0	<3.0	<3.0	<3.0	<3.0		1.4	<3.0	
01/22/14	<3.0		<3.0	<3.0	<3.0	<3.0	<3.0	<3.0	<3.0	<3.0	<3.0	<3.0	<3.0	<3.0		<3.0	<3.0	
07/16/14	<3.0		<3.0	<3.0	<3.0	<3.0	<3.0	<3.0	<3.0	<3.0	<3.0	<3.0	<3.0	<3.0		1.6	<3.0	
01/19/15	<3.0		<3.0	<3.0	<3.0	<3.0	<3.0	<3.0	<3.0	<3.0	<3.0	<3.0	<3.0	<3.0		2.5	<3.0	
07/08/15	<3.0		<3.0	<3.0	<3.0	<3.0	<3.0	<3.0	<3.0	<3.0	<3.0	<3.0	<3.0	<3.0		<3.0	<3.0	
01/14/16	<3.0		<3.0	<3.0	<3.0	<3.0	<3.0	<3.0	<3.0	<3.0	<3.0	<3.0	<3.0	<3.0		<3.0	<3.0	
07/11/16	<3.0		<3.0	<3.0	<3.0	<3.0	<3.0	<3.0	<3.0	<3.0	<3.0	<3.0	<3.0	<3.0		<3.0	<3.0	
01/23/17	0.66		<3.0	<3.0	<3.0	<3.0	<3.0	<3.0	<3.0	<3.0	<3.0	<3.0	<3.0	<3.0		3.7	<3.0	
07/20/17	<3.0		<3.0	<3.0	<3.0	<3.0	<3.0	<3.0	<3.0	<3.0	<3.0	<3.0	<3.0	<3.0		0.75 B	<3.0	
01/09/18	<3.0		<3.0	<3.0	<3.0	<3.0	<3.0	<3.0	<3.0	<3.0	<3.0	<3.0	<3.0	<3.0		<3.0	<3.0	
07/16/18	<3.0		<3.0	<3.0	<3.0	<3.0	<3.0	<3.0	<3.0	<3.0	<3.0	<3.0	<3.0	<3.0		2.7	<3.0	
01/22/19	<3.0		<3.0	<3.0	<3.0	<3.0	<3.0	<3.0	<3.0	<3.0	<3.0	<3.0	<3.0	<3.0		<3.0	<3.0	
07/16/19	<3.0		<3.0	<3.0	<3.0	<3.0	<3.0	<3.0	<3.0	<3.0	<3.0	<3.0	<3.0	<3.0		<3.0	<3.0	
01/14/20	<3.0		<3.0	<3.0	<3.0	<3.0	<3.0	<3.0	<3.0	<3.0	<3.0	<3.0	<3.0	<3.0		<3.0	<3.0	
07/13/20	<3.0		<3.0	<3.0	<3.0	<3.0	<3.0	<3.0	<3.0	<3.0	<3.0	<3.0	<3.0	<3.0		<3.0	<3.0	
01/13/21	<3.0		<3.0	<3.0	<3.0	<3.0 Q	<3.0	<3.0	<3.0	<3.0	<3.0	<3.0	<3.0	<3.0		<3.0	<3.0	
07/12/21	<3.0		<3.0	<3.0	<3.0	<3.0	<3.0	<3.0	<3.0	<3.0	<3.0	<3.0	<3.0	<3.0		<3.0	<3.0	

Notes:

Prepared By: T. Dushek, 10/8/21

Checked By: A. Voit, 11/24/21

- 1.) All units are in ug/L.
- 2.) Bold Values indicate detections
- 3.) B = Analyte detected in the associated Method Blank
- 4.) J = Estimated Value
- 5.) M = Matrix spike and/or Matrix Spike duplicate recovery outside acceptance limits.
- 6.) Q = Laboratory Control Sample outside acceptance limits.
- 7.) Y = Replicate/Duplicate precision outside acceptance limits.
- 8.) V = Raised quantitation or reporting limit due to limited sample amount or dilution for matrix background interference.

Phenolics - Historical Data
 WAULECO, INC - Wausau Facility
 Well - W14

Date	2,3,4,6-Tetrachlorophenol	2,3,5,6-Tetrachlorophenol	2,4,5-Trichlorophenol	2,4,6-Trichlorophenol	2,4-Dichlorophenol	2,4-Dimethylphenol	2,4-Dinitrophenol	2,6-Dichlorophenol	2-Chlorophenol	2-Methylphenol	2-Nitrophenol	3&4-Methylphenol	4,6-Dinitro-2-Methylphenol	4-Chloro-3-Methylphenol	4-Nitrophenol	Dinoseb	Pentachlorophenol	Phenol
01/08/87																	<1	
06/04/87																	<1	
09/03/87																	<1	
12/03/87																	4.74	
03/03/88																	<1	
04/07/88																	<1	
08/10/88																	<1	
11/15/88																	<1	
01/26/89																	1.93	
04/27/89																	<1	
07/27/89																	<1	
10/26/89																	<1	
01/25/90																	<1	
05/03/90																	<1	
09/21/90																	1.64	
12/12/90																	<1	
01/30/91																	1.65	
05/01/91																	2.79	
06/18/91																	<1	
10/08/91																	6.49	
06/24/92		<1.02		<1.02	2.39	<0.51	<1.02		<0.51		<0.51		1.23	0.582	<1.02		<1.02	<0.51
12/18/92		<1		<1	<0.5	<0.5	<1		<0.5		<0.5		<1	<0.5	<1		2.43	<0.5
06/29/93	<1		<1	<1	<1	<10	<1	<1		<10	<1	<20	<1	<10	<1	<1	<1	
12/28/93	<10		<20	<10	<10	<10	<20	<10		<10	<10	<20	<10	<10	<20	<10	11	
06/21/94	<10		<20	<10	<10	<10	<20	<10		<10	<10	<20	<10	<10	<20	<10	26	
07/06/95	<25		<10	<10	<10	<10	<50		<10	<10	<10	<20	<50	<20	<50	<25	<50	<10
07/08/96	<10		<10	<10	<10	<10	<20	<10	<10	<10	<10	<20	<10	<10	<20	<10	<1	<10
07/11/97	<0.182		<0.453	<0.469	<0.344	<0.148	<0.269	<0.397	<0.194	<0.252	<0.104	<0.128	<0.362	<0.105	5		4.7	<0.127
06/23/98	<3.0		<3.0	<3.0	<3.0	<3.0	<3.0	<3.0	<3.0	<3.0	<3.0	<3.0	<3.0	<3.0	<3.0		6.6	<3.0
06/07/99	<3.0		<3.0	<3.0	<3.0	<3.0	<3.0	<3.0	<3.0	<3.0	<3.0	<3.0	<3.0	<3.0	<3.0		<3.0	<3.0
07/17/00	<3.0		<3.0	<3.0	<3.0	<3.0	<3.0	<3.0	<3.0	<3.0	<3.0	<3.0	<3.0	<3.0	4		7.4	<3.0
01/30/01	<3.0		11	<3.0	<3.0	<3.0	4.0	<3.0	<3.0	<3.0	<3.0	<3.0	<3.0	<3.0	6.7		<3.0	<3.0
07/10/01	<3.0		<3.0	<3.0	<3.0	<3.0	<3.0	<3.0	<3.0	<3.0	<3.0	<3.0	<3.0	<3.0	<3.0		<3.0	<3.0

Phenolics - Historical Data
WAULECO, INC - Wausau Facility
Well - W14

Date	2,3,4,6-Tetrachlorophenol	2,3,5,6-Tetrachlorophenol	2,4,5-Trichlorophenol	2,4,6-Trichlorophenol	2,4-Dichlorophenol	2,4-Dimethylphenol	2,4-Dinitrophenol	2,6-Dichlorophenol	2-Chlorophenol	2-Methylphenol	2-Nitrophenol	3&4-Methylphenol	4,6-Dinitro-2-Methylphenol	4-Chloro-3-Methylphenol	4-Nitrophenol	Dinoseb	Pentachlorophenol	Phenol
08/05/02	<3.0		<3.0	<3.0	<3.0	<3.0	<3.0	<3.0	<3.0	<3.0	<3.0	<3.0	<3.0	<3.0		<3.0	<3.0	
07/22/03	<3.0		<3.0	<3.0	<3.0	<3.0	<3.0	<3.0	<3.0	<3.0	<3.0	<3.0	<3.0	<3.0		<3.0	<3.0	
07/12/04	<3.0		<3.0	<3.0	14	<3.0	<4.0	<3.0J	<3.0	<3.0	<3.0	<3.0	<3.0	<4.0		<3.0	<3.0	
07/19/05	<3.0		<3.0	<3.0	<3.0	<3.0	<3.0	<3.0	<3.0	<3.0	<3.0	<3.0	<3.0	<3.0		<3.0	<3.0	
07/18/06	<3.0		<3.0	<3.0	<3.0	<3.0	<3.0	<3.0	<3.0	<3.0	<3.0	<3.0	<3.0	<3.0		<3.0	<3.0	
07/09/07	<3.0		<3.0	<3.0	<3.0	<3.0	<3.0	<3.0	<3.0	<3.0	<3.0	<3.0	<3.0	<3.0		<3.0	<3.0	
07/22/08	<3.0		<3.0	<3.0	<3.0	<3.0	<3.0	<3.0	<3.0	<3.0	<3.0	<3.0	<3.0	<3.0		<3.0	<3.0	
07/06/09	<3.0		<3.0	<3.0	<3.0	<3.0	<3.0	<3.0	<3.0	<3.0	<3.0	<3.0	<3.0	<3.0		<3.0	<3.0	
07/13/10	<3.0		<3.0	<3.0	<3.0	<3.0	<3.0	<3.0	<3.0	<3.0	<3.0	<3.0	<3.0	<3.0		<3.0	<3.0	
07/18/11	<1.2		<1.2	<1.1	<1.1	<0.86	<1.6 Q	<1.3	<0.92	<0.91	<0.95	<1.5	<1.7 Q	<0.80	<1.2	<1.2 Q	<0.51	
07/09/12	<3.0		<3.0	<3.0	<3.0	<3.0	<3.0	<3.0	<3.0	<3.0	<3.0	<3.0	<3.0	<3.0		<3.0	<3.0	
07/01/13	<3.0		<3.0	<3.0	<3.0	<3.0	<3.0	<3.0	<3.0	<3.0	<3.0	<3.0	<3.0	<3.0		<3.0	<3.0	
07/06/20																<3.0		
10/05/20																<3.0		
01/11/21																<3.0		
04/12/21																<3.0		
07/08/21																<3.0		
10/18/21																<3.0		

Notes:

Prepared By: T. Dushek, 10/8/21

Checked By: A. Voit, 11/24/21

- 1.) All units are in ug/L.
- 2.) Bold Values indicate detections
- 3.) J = Estimated Value
- 4.) M = Matrix spike and/or Matrix Spike duplicate recovery outside acceptance limits.
- 5.) Q = Laboratory Control Sample outside acceptance limits.
- 6.) Y = Replicate/Duplicate precision outside acceptance limits.
- 7.) V = Raised quantitation or reporting limit due to limited sample amount or dilution for matrix background interference.
- 8.) WDNr letter dated March 18, 2014 concurred with a TRC letter dated October 13, 2013 that this well could be eliminated from the monitoring network.

Phenolics - Historical Data
WAULECO, INC - Wausau Facility
Well - W16

Date	2,3,4,6-Tetrachlorophenol	2,3,5,6-Tetrachlorophenol	2,4,5-Trichlorophenol	2,4,6-Trichlorophenol	2,4-Dichlorophenol	2,4-Dimethylphenol	2,4-Dinitrophenol	2,6-Dichlorophenol	2-Chlorophenol	2-Methylphenol	2-Nitrophenol	3&4-Methylphenol	4,6-Dinitro-2-Methylphenol	4-Chloro-3-Methylphenol	4-Nitrophenol	Dinoseb	Pentachlorophenol	Phenol
01/08/87																	12.4	
06/04/87																	27.3	
09/03/87																	<1	
12/03/87																	<1	
03/03/88																	13.9	
04/07/88																	<1	
08/10/88																	13.7	
11/15/88																	19.8	
01/26/89																	2.34	
04/27/89																	265	
07/27/89																	2.04	
10/26/89																	1.49	
01/25/90																	31	
05/03/90																	1.66	
09/21/90																	3.44	
12/12/90																	1.93	
01/30/91																	4.53	
05/01/91																	<1	
06/19/91																	2.03	
10/08/91																	5.35	
06/16/92		<1.02		<1.02	<0.51	<0.51	<1.02		<0.51		<0.51		<1.02	<0.51	<1.02		<1.02	27.6
12/18/92		<1		<1	<0.5	<0.5	<1		<0.5		<0.5		<1	<0.5	<1		4.79	<0.5
06/29/93	<1		<1	<1	<1	<10	<1	<1		<10	<1	<20	<1	<10	<1	<1	<1	
12/28/93	<10		<20	<10	<10	<10	<20	<10		<10	<10	<20	<10	<10	<20	<10	11	
06/21/94	<10		<20	<10	<10	<10	<20	<10		<10	<10	<20	<10	<10	<20	<10	43	
07/06/95	<34		<14	<14	<14	<14	<69	<14	<13.7	<14	<14	<27.4	<69	<27	<69	<34	<69	<14
07/08/96	<10		<10	<10	<10	<10	<20	<10	<10	<10	<10	<20	<10	<10	<20	<10	<1	<10
07/11/97	<0.182		<0.453	<0.469	<0.344	<0.148	<0.269	<0.397	<0.194	<0.252	<0.104	<0.128	<0.362	<0.105	<0.351		2.9	<0.127
06/24/98	<3.0		<3.0	<3.0	<3.0	<3.0	<3.0	<3.0	<3.0	<3.0	<3.0	<3.0	<3.0	<3.0	<3.0		<3.0	<3.0
06/07/99	<3.0		<3.0	<3.0	<3.0	<3.0	<3.0	<3.0	<3.0	<3.0	<3.0	<3.0	<3.0	<3.0	<3.0		<3.0	<3.0
07/18/00	<3.0		<3.0	<3.0	<3.0	<3.0	<3.0	<3.0	<3.0	<3.0	<3.0	<3.0	<3.0	<3.0	3.2		9.6	<3.0
01/30/01	<3.0		10	<3.0	<3.0	<3.0	<3.0	<3.0	<3.0	<3.0	<3.0	<3.0	<3.0	<3.0	<3.0		<3.0	<3.0
07/10/01	<3.0		<3.0	<3.0	<3.0	<3.0	<3.0	<3.0	<3.0	<3.0	<3.0	<3.0	<3.0	<3.0	<3.0		<3.0	<3.0

Phenolics - Historical Data
WAULECO, INC - Wausau Facility
Well - W16

Date	2,3,4,6-Tetrachlorophenol	2,3,5,6-Tetrachlorophenol	2,4,5-Trichlorophenol	2,4,6-Trichlorophenol	2,4-Dichlorophenol	2,4-Dimethylphenol	2,4-Dinitrophenol	2,6-Dichlorophenol	2-Chlorophenol	2-Methylphenol	2-Nitrophenol	3&4-Methylphenol	4,6-Dinitro-2-Methylphenol	4-Chloro-3-Methylphenol	4-Nitrophenol	Dinoseb	Pentachlorophenol	Phenol
08/05/02	<3.0		<3.0	<3.0	<3.0	<3.0	<3.0	<3.0	<3.0	<3.0	<3.0	<3.0	<3.0	<3.0		<3.0	<3.0	
07/22/03	<3.0		<3.0	<3.0	<3.0	<3.0	<3.0	3.3	<3.0	<3.0	<3.0	<3.0	<3.0	<3.0		<3.0	<3.0	
07/12/04	<3.0		<3.0	<3.0	<3.0	<3.0	<4.0	<3.0	<3.0	<3.0	<3.0	<3.0	<3.0	<3.0		<3.0	<3.0	
07/19/05	<3.0		<3.0	<3.0	<3.0	<3.0	<3.0	<3.0	<3.0	<3.0	<3.0	<3.0	<3.0	<3.0		<3.0	<3.0	
07/19/06	<3.0		<3.0	<3.0	<3.0	<3.0	<3.0	<3.0	<3.0	<3.0	<3.0	<3.0	<3.0	<3.0		<3.0	<3.0	
07/09/07	<3.0		<3.0	<3.0	<3.0	<3.0	<3.0	<3.0	<3.0	<3.0	<3.0	<3.0	<3.0	<3.0		<3.0	<3.0	
07/23/08	<3.0		<3.0	<3.0	<3.0	<3.0	<3.0	<3.0	<3.0	<3.0	<3.0	<3.0	<3.0	<3.0		<3.0	<3.0	
07/06/09	<3.0		<3.0	<3.0	<3.0	<3.0	<3.0	<3.0	<3.0	<3.0	<3.0	<3.0	<3.0	<3.0		<3.0	<3.0	
07/13/10	<3.0		<3.0	<3.0	<3.0	<3.0	<3.0	<3.0	<3.0	<3.0	<3.0	<3.0	<3.0	<3.0		<3.0	<3.0	
07/18/11	190		<1.2	<1.1	<1.1	<0.89	<1.6 Q	<1.3	<0.95	<0.93	<0.98	<1.5	<1.7 Q	<0.83	<1.2	3,000	<0.52	
01/23/12	<3.0		<3.0	<3.0	<3.0	<3.0	<3.0	<3.0	<3.0	<3.0	<3.0	<3.0	<3.0	<3.0		<3.0	<3.0	
1/23/2012 Duplicate	<3.0		<3.0	<3.0	<3.0	<3.0	<3.0	<3.0	<3.0	<3.0	<3.0	<3.0	<3.0	<3.0		<3.0	<3.0	
04/09/12																	<3.0	
07/06/12	<3.0		<3.0	<3.0	<3.0	<3.0	<3.0	<3.0	<3.0	<3.0	<3.0	<3.0	<3.0	<3.0		<3.0	<3.0	
07/01/13	<3.0		<3.0	<3.0	<3.0	<3.0	<3.0	<3.0	<3.0	<3.0	<3.0	<3.0	<3.0	<3.0		<3.0	<3.0	
07/08/14	<3.0		<3.0	<3.0	<3.0	<3.0	<3.0	<3.0	<3.0	<3.0	<3.0	<3.0	<3.0	<3.0		<3.0	<3.0	
07/06/15	<3.0		<3.0	<3.0	<3.0	<3.0	<3.0	<3.0	<3.0	<3.0	<3.0	<3.0	<3.0	<3.0		<3.0	<3.0	
07/05/16	<3.0		<3.0	<3.0	<3.0	<3.0	<3.0	<3.0	<3.0	<3.0	<3.0	<3.0	<3.0	<3.0		<3.0	<3.0	
07/10/17	<3.0		<3.0	<3.0	<3.0	<3.0	<3.0	<3.0	<3.0	<3.0	<3.0	<3.0	<3.0	<3.0		<3.0	<3.0	
07/10/18	<3.0		<3.0	<3.0	<3.0	<3.0	<3.0	<3.0	<3.0	<3.0	<3.0	<3.0	<3.0	<3.0		<3.0	<3.0	
07/08/19	<3.0		<3.0	<3.0	<3.0	<3.0	<3.0	<3.0	<3.0	<3.0	<3.0	<3.0	<3.0	<3.0		<3.0	<3.0	
07/06/20	<3.0		<3.0	<3.0	<3.0	<3.0	<3.0	<3.0	<3.0	<3.0	<3.0	<3.0	<3.0	<3.0		<3.0	<3.0	
10/05/20																	<3.0	
01/11/21																	<3.0	
04/12/21																	<3.0	
07/06/21	<3.0		<3.0	<3.0	<3.0	<3.0	<3.0	<3.0	<3.0	<3.0	<3.0	<3.0	<3.0	<3.0		<3.0	<3.0	
10/18/21																	<3.0	

Notes: Prepared By: T. Dushek, 10/8/21 Checked By: A. Voit, 11/24/21

- 1.) All units are in ug/L.
- 2.) Bold Values indicate detections
- 3.) J = Estimated Value
- 4.) M = Matrix spike and/or Matrix Spike duplicate recovery outside acceptance limits.
- 5.) Q = Laboratory Control Sample outside acceptance limits.
- 6.) Y = Replicate/Duplicate precision outside acceptance limits.
- 7.) V = Raised quantitation or reporting limit due to limited sample amount or dilution for matrix background interference.

Phenolics - Historical Data
WAULECO, INC - Wausau Facility
Well - W17

Date	2,3,4,6-Tetrachlorophenol	2,4,5-Trichlorophenol	2,4,6-Trichlorophenol	2,4-Dichlorophenol	2,4-Dimethylphenol	2,4-Dinitrophenol	2,6-Dichlorophenol	2-Chlorophenol	2-Methylphenol	2-Nitrophenol	3&4-Methylphenol	4,6-Dinitro-2-Methylphenol	4-Chloro-3-Methylphenol	4-Nitrophenol	Pentachlorophenol	Phenol
07/24/03	72	<60	<60	250	98	<60	<60	<60	340	340	<60	<60	<60	1,400	91	
07/13/04	<60	<60J	<60J	<60	<60J	110	130	<60	190	180	150	<60	<60	<80	1,000	390
01/21/05	<30 V	<30 V	<30 V	<30 V	<30 V	<30 V	<30 V	94 V	65 V	420 V	67 V	<30 V	<30 V	<30 V	240 V	110 V
1/21/2005 Duplicate	<30 V	<30 V	<30 V	<30 V	<30 V	<30 V	<30 V	95 V	67 V	420 V	68 V	<30 V	<30 V	<30 V	230 V	70 V
07/20/05	<60 V	<60 V	<60 V	<60 V	<60 V	<60 V	<60 V	<60 V	<60 V	98 V	<60 V	<60 V	<60 V	<60 V	810 V	<60 V
07/18/06	<60	91	<60	<60	<60	<60	<60	<60	<60	260	<60	<60	<60	<60	830	69
01/23/07	<60	<60	<60	<60	<60	<60	<60	<60	<60	110	<60	<60	<60	<60	940	<60
1/23/2007 Duplicate	<60	<60	<60	<60	<60	<60	<60	<60	<60	160	<60	<60	<60	<60	920	<60
07/10/07	24	<15	<18	<12	<8.9	<18	<23	<12	<5.4	<11	<9.7	<13	<5.6	<11	560	<4.5
01/28/08	<21	<17	<20	<13	<10	<20	<26	<14	<6	<12	<11	<15	<6.3	<12	620	<5.1
07/23/08	20	<16	<18	<13	<25	<33	<19	<14	<18	<12	<14	<19	<23	<13	460	<6.4
07/06/09	19	<16	<18	<12	<24	<33	<19	<14	<18	<12	<14	<19	<22	<13	570	<6.3
7/6/2009 Duplicate	17	<16	<18	<12	<24	<33	<19	<14	<18	<12	<14	<19	<22	<13	530	<6.3
01/18/10	25	<3.0	<3.0	<3.0	<3.0	<3.0	<3.0	<3.0	<3.0	<3.0	<3.0	<3.0	<3.0	<3.0	440	<3.0
07/15/10	42	<3.0	<3.0	<3.0	<3.0	<3.0	<3.0	<3.0	<3.0	<3.0	<3.0	<3.0	<3.0	<3.0	520	<3.0
01/24/11	21	<11.0	<10.0	<10.0	<8.5	<15.0	<12.0	<9.0	<8.9	<9.3	<14.0	<16.0	<7.8	<11.0	370	<4.9
07/19/11	17	<1.1	<1.0	<1.0	<0.84	<1.5	<1.2	<0.89	<0.88	<0.92	<1.4	<1.6	<0.78	<1.1	180	<0.49
01/23/12	11	<6	<5.5	<5.5	<4.5	<8.2	<6.6	<4.8	<4.7	<4.9	<7.7	<8.8	<4.2	<6	330	<3.0
07/06/12	8.1	1.1	<3.0	<3.0	<3.0	<3.0	<3.0	<3.0	<3.0	<3.0	<3.0	<3.0	<3.0	<3.0	190	<3.0
7/6/2012 Duplicate	8.2	1.2	<3.0	<3.0	<3.0	<3.0	<3.0	<3.0	<3.0	<3.0	<3.0	<3.0	<3.0	<3.0	140	<3.0
01/07/13	<11	<11	<10	<10	<8.3	<15	<12	<8.8	<8.7	<9.1	<14	<16	<7.7	<11	220	<4.8
07/02/13	16	<11	<10	<10	<8.5	<15	<12	<9	<8.9	<9.3	<14	<16	<7.8	<11	370	<4.9
01/22/14	<12	<12	<11	<11	<9	<16	<13	<9.6	<9.5	<9.9	<15	<18	<8.4	<12	190	<5.3
07/16/14	11	<11	<10	<10	<8.4	<15	<12	<8.9	<8.8	<9.2	<14	<16	<7.8	<11	230	<4.9
01/15/15	<10	<5.2	<3.0	<5.2	<3.0	<15	<4.1	<3.0	<4.1	<3.0	<4.1	<6.2	<3.0	<6.2	300	<3.0
1/15/2015 Duplicate	<10	<5.1	<3.0	<5.1	<3.0	<15	<4.1	<3.0	<4.1	<3.0	<4.1	<6.1	<3.0	<6.1	81	<3.0
07/09/15	11	<5.2	<3.0	<5.2	<3.0	<15	<4.1	<3.0	<4.1	<3.0	<4.1	<6.2	<3.0	<6.2	260	<3.0
01/14/16	<10	<5.2	<3.0	<5.2	<3.0	<15	<4.1	<3.0	<4.1	<3.0	<4.1	<6.2	<3.0	<6.2	110	<3.0
1/14/2016 Duplicate	<10	<5.2	<3.0	<5.2	<3.0	<15	<4.1	<3.0	<4.1	<3.0	<4.1	<6.2	<3.0	<6.2	120	<3.0
07/07/16	1.3	<3.0	<3.0	<3.0	<3.0	<3.0	<3.0	<3.0	<3.0	<3.0	<3.0	<3.0	<3.0	<3.0	60	<3.0
01/16/17	3.6	<3.0	<3.0	<3.0	<3.0	<3.0	<3.0	<3.0	<3.0	<3.0	<3.0	<3.0	<3.0	<3.0	170	<3.0
07/11/17	3.2	<3.0	<5.1	<3.0	<3.0	<3.0	<4.1	<3.0	<3.0	<3.0	<3.0	<3.1	<3.0	<3.0	69	<3.0
01/11/18	2.6	0.52	<3.0	<3.0	<3.0	<3.0	<3.0	<3.0	<3.0	<3.0	<3.0	<3.0	<3.0	<3.0	72	<3.0
07/11/18	4.6	<3.0	<3.0	<3.0	<3.0	<3.0	<3.0	<3.0	<3.0	<3.0	<3.0	<3.1	<3.0	<3.0	99	<3.0
01/24/19	<3.0	<3.0	<3.0	<3.0	<3.0	<3.0	<3.0	<3.0	<3.0	<3.0	<3.0	<3.0	<3.0	<3.0	67	<3.0
07/11/19	3.9	<3.0	<3.0	<3.0	<3.0	<3.0	<3.0	<3.0	<3.0	<3.0	<3.0	<3.0	<3.0	<3.0	77	<3.0
01/13/20	3.1 Q	<3.0	<3.0	<3.0	<3.0	<3.0	<3.0	<3.0	<3.0	<3.0	<3.0	<3.0	<3.0	<3.0	61	<3.0
07/08/20	<3.0	<3.0	<3.0	<3.0	<3.0	<3.0	<3.0	<3.0	<3.0	<3.0	<3.0	<3.0	<3.0	<3.0	17	<3.0
01/11/21	<3.0	<3.0	<3.0	<3.0	<3.0	<3.0	<3.0	<3.0	<3.0	<3.0	<3.0	<3.0	<3.0	<3.0	42	<3.0
07/12/21	<3.0	<3.0	<3.0	<3.0	<3.0	<3.0	<3.0	<3.0	<3.0	<3.0	<3.0	<3.0	<3.0	<3.0	15	<3.0

Notes: Prepared By: T. Dushek, 10/8/21 Checked By: A. Voit, 11/24/21

- 1.) All units are in ug/L.
- 2.) Bold Values indicate detections
- 3.) J = Estimated Value
- 4.) M = Matrix spike and/or Matrix Spike duplicate recovery outside acceptance limits.
- 5.) Q = Laboratory Control Sample outside acceptance limits.
- 6.) Y = Replicate/Duplicate precision outside acceptance limits.
- 7.) V = Raised quantitation or reporting limit due to limited sample amount or dilution for matrix background interference.

Phenolics - Historical Data
WAULECO, INC - Wausau Facility
Well - W18

Date	2,3,4,6-Tetrachlorophenol	2,3,5,6-Tetrachlorophenol	2,4,5-Trichlorophenol	2,4,6-Trichlorophenol	2,4-Dichlorophenol	2,4-Dimethylphenol	2,4-Dinitrophenol	2,6-Dichlorophenol	2-Chlorophenol	2-Methylphenol	2-Nitrophenol	3&4-Methylphenol	4,6-Dinitro-2-Methylphenol	4-Chloro-3-Methylphenol	4-Nitrophenol	Dinoseb	Pentachlorophenol	Phenol
02/25/92		<10		146	<5	<5	<10		<5		17.3		<10	<5	<10		11,800	<5
07/08/92		17		<1.02	70.8	9.67	85.9		<0.51		3.6		<1.02	24.9	<1.02		9,380	27
09/17/92		47.8		<1	29.6	<0.5	<1		1.68		4.25		4.39	<0.5	102		11,600	<0.5
12/17/92		33.8		<1	15	<0.5	<1		<0.5		<0.5		<1	<0.5	<1		19,500	60.7
03/23/93		<20		<6	<2	<2	<6		<2		<2		<10	<10	<10		7,470	<2
06/29/93	750		<200	<100	<100	<100	<200	<100	<100	<100	<100	<200	<100	<100	<200	<100	13,000	
12/28/93	840		52	170	<10	23	45	16		14	<10	<20	<10	100	<20	<10	5,600	
06/22/94	1,000		400	400	220	<100	350	<100		<100	<100	<200	<100	<100	<200	<100	11,000	
07/05/95	<640		<260	<260	<260	<260	<1300	<260	<255	<260	<510	<1300	<510	<1300	<640		5,100	<260
07/09/96	<5000		<5000	<5000	<5000	<5000	<10000	<5000	<5000	<5000	<10000	<5000	<5000	<10000	<5000		1,100	<5000
07/11/97	<0.182		55	<0.469	<0.344	53	<0.269	<0.397	<0.194	<0.252	<0.104	<0.128	<0.362	67	<0.351		15,000	320
06/24/98	<300		<300	<300	<300	<300	<300	<300	<300	<300	<300	<300	<300	<300	<300		2,500	<300
06/08/99	<30.0		<30.0	<30.0	<30.0	<30.0	<30.0	<30.0	<30.0	<30.0	<30.0	<30.0	<30.0	<30.0	<30.0		250	<30.0
07/18/00	<3.0		<3.0	<3.0	<3.0	<3.0	<3.0	<3.0	<3.0	<3.0	<3.0	<3.0	<3.0	<3.0	3.3		80	<3.0
01/31/01	<3.0		9.5	<3.0	<3.0	<3.0	3.8	<3.0	<3.0	<3.0	<3.0	<3.0	<3.0	<3.0	7.1		32	<3.0
07/11/01	<3.0		<3.0	<3.0	<3.0	<3.0	<3.0	<3.0	<3.0	<3.0	<3.0	<3.0	<3.0	<3.0	<3.0		16	<3.0
08/06/02	<3.0		<3.0	<3.0	<3.0	<3.0	<3.0	<3.0	<3.0	<3.0	<3.0	<3.0	<3.0	<3.0	<3.0		3.6	<3.0
07/23/03	<3.0		<3.0	<3.0	<3.0	<3.0	<3.0	<3.0	<3.0	<3.0	<3.0	<3.0	<3.0	<3.0	<3.0		4.7	<3.0
07/12/04	<3.0		<3.0	<3.0	<3.0	<3.0	<4.0	<3.0	<3.0	<3.0	<3.0	<3.0	<3.0	<3.0	<4.0		<3.0	<3.0
07/18/05	<3.0		<3.0	<3.0	<3.0	<3.0	<3.0	<3.0 M	<3.0	<3.0	<3.0	<3.0	<3.0 M	<3.0	<3.0 M		<3.0 M	<3.0 M
07/18/06	<3.0		<3.0	<3.0	<3.0	<3.0	<3.0	<3.0	<3.0	<3.0	<3.0	<3.0	<3.0	<3.0	<3.0		<3.0	5.8
07/10/07	<3.0		<3.0	<3.0	<3.0	<3.0	<3.0	<3.0	<3.0	<3.0	<3.0	<3.0	<3.0	<3.0	<3.0		<3.0	<3.0
07/23/08	<3.0		<3.0	<3.0	<3.0	<3.0	<3.0	<3.0	<3.0	<3.0	<3.0	<3.0	<3.0	<3.0	<3.0		<3.0	<3.0
07/07/09	<3.0		<3.0	<3.0	<3.0	<3.0	<3.0	<3.0	<3.0	<3.0	<3.0	<3.0	<3.0	<3.0	<3.0		<3.0	<3.0
07/13/10	<3.0		<3.0	<3.0	<3.0	<3.0	<3.0	<3.0	<3.0	<3.0	<3.0	<3.0	<3.0	<3.0	<3.0		<3.0	<3.0
07/19/11	19		<1.2	<1.1	<1.1	<0.87	<1.6	<1.3	<0.93	<0.91	<0.96	<1.5	<1.7	<0.81	<1.2		230	<0.51
01/17/12	<3.0		<3.0	<3.0	<3.0	<3.0	<3.0	<3.0	<3.0	<3.0	<3.0	<3.0	<3.0	<3.0	<3.0		2.9	<3.0
04/09/12																	<3.0	
07/19/12	<3.0		<3.0	<3.0	<3.0	<3.0	<3.0	<3.0	<3.0	<3.0	<3.0	<3.0	<3.0	<3.0	<3.0		2.6	<3.0
07/02/13	<3.0		<3.0	<3.0	<3.0	<3.0	<3.0	<3.0	<3.0	<3.0	<3.0	<3.0	<3.0	<3.0	<3.0		<3.0	<3.0
07/10/14	<3.0		<3.0	<3.0	<3.0	<3.0	<3.0	<3.0	<3.0	<3.0	<3.0	<3.0	<3.0	<3.0	<3.0		<3.0	<3.0
07/07/15	<3.0		<3.0	<3.0	<3.0	<3.0	<3.0	<3.0	<3.0	<3.0	<3.0	<3.0	<3.0	<3.0	<3.0		<3.0	<3.0
07/06/16	<3.0		<3.0	<3.0	<3.0	<3.0	<3.0	<3.0	<3.0	<3.0	<3.0	<3.0	<3.0	<3.0	<3.0		<3.0	<3.0
07/11/17	<3.0		<3.0	<3.0	<3.0	<3.0	<3.0	<3.0	<3.0	<3.0	<3.0	<3.0	<3.0	<3.0	<3.0		<3.0	<3.0
07/11/18	<3.0		<3.0	<3.0	<3.0	<3.0	<3.0	<3.0	<3.0	<3.0	<3.0	<3.0	<3.0	<3.0	<3.0		<3.0	<3.0
07/08/19	<3.0		<3.0	<3.0	<3.0	<3.0	<3.0	<3.0	<3.0	<3.0	<3.0	<3.0	<3.0	<3.0	<3.0		2.0	<3.0
07/07/20	<3.0		<3.0	<3.0	<3.0	<3.0	<3.0	<3.0	<3.0	<3.0	<3.0	<3.0	<3.0	<3.0	<3.0		<3.0	<3.0
07/06/21	<3.0		<3.0	<3.0	<3.0	<3.0	<3.0	<3.0	<3.0	<3.0	<3.0	<3.0	<3.0	<3.0	<3.0		<3.0	<3.0

Notes: Prepared By: T. Dushek, 10/8/21 Checked By: A. Voit, 11/24/21

- 1.) All units are in ug/L.
- 2.) Bold Values indicate detections
- 3.) J = Estimated Value
- 4.) M = Matrix spike and/or Matrix Spike duplicate recovery outside acceptance limits.
- 5.) Q = Laboratory Control Sample outside acceptance limits.
- 6.) Y = Replicate/Duplicate precision outside acceptance limits.
- 7.) V = Raised quantitation or reporting limit due to limited sample amount or dilution for matrix background interference.

Phenolics - Historical Data
WAULECO, INC - Wausau Facility
Well - W19

Date	2,3,4,6-Tetrachlorophenol	2,4,5-Trichlorophenol	2,4,6-Trichlorophenol	2,4-Dichlorophenol	2,4-Dimethylphenol	2,4-Dinitrophenol	2,6-Dichlorophenol	2-Chlorophenol	2-Methylphenol	2-Nitrophenol	3&4-Methylphenol	4,6-Dinitro-2-Methylphenol	4-Chloro-3-Methylphenol	4-Nitrophenol	Pentachlorophenol	Phenol
07/18/00	<300	<300	<300	570	<300	<300	630	870	910	1,100	2,400	<300	<300	1,000	<300	3,600
07/11/01	<150	<150	<150	<150	<150	<150	<150	<150	<150	<150	<150	<150	<150	<150	<150	<150
01/15/02	150	48	110	150	220	320	78	570	750	260	200	36	120	120	94	240
08/06/02	<150	<150	<150	190	250	<150	410	490	590	530	720	<150	<150	<150	<150	2,000
01/14/03	16	<3.0	4.9	45	<3.0	<3.0	<3.0	<3.0	<3.0	29	<3.0	<3.0	<3.0	<3.0	44	<3.0
07/22/03	1,700	<60	<60	<60	<60	<60	<60	1,400	<60	170	<60	<60	<60	<60	710	960
01/20/04	<60	<60	<60	<60J	<60	<60J	<60	<60	95	<60J	<60J	<60	<60	<60J	50	200
07/13/04	<60	65J	<60J	72	<60	180	72	700	380	110	85J	<60	85	<80	210	640
01/21/05	41 V	<600 V	<600 V	<600 V	<600 V	<600 V	<600 V	7900 V	4100 V	4600 V	4100 V	<600 V	<600 V	<600 V	72 V	5100 V
07/20/05	4.9	<3.0	<3.0	<3.0	<3.0	3.8	<3.0	20	13	4.1	18	4.4	<3.0	<3.0	21	<3.0
01/17/06	290 V	<30.0	96 V	<1500	<1500	400 V	280 V	7600 V	1900 V	23000 V	2200 V	200 V	280 V	78 V	260 V	7400 V
07/20/06	37.0	26	11	86	140	77.0	81	3,400	500	1,800.0	570	100.0	47	18	72	430
01/23/07	10.0	<3.0	3	<3.0	11	<3.0	<3.0	<3.0	<3.0	150.0	27	15.0	3.1	4.5	27	70
07/11/07	11.0	<3.0	<3.0	<3.0	<3.0	<3.0	<3.0	<3.0	<3.0	<3.0	<3.0	<3.0	<3.0	<3.0	68	<3.0
7/11/2007 Duplicate	9.6	<3.0	<3.0	<3.0	<3.0	<3.0	<3.0	<3.0	<3.0	<3.0	<3.0	<3.0	<3.0	<3.0	57	<3.0
01/28/08	6.2	<3.0	<3.0	<3.0	<3.0	<3.0	<3.0	<3.0	<3.0	<3.0	<3.0	<3.0	<3.0	<3.0	49	<3.0
07/24/08	9.9	<3.0	<3.0	<3.0	<3.0	<3.0	<3.0	<3.0	<3.0	<3.0	<3.0	<3.0	<3.0	<3.0	60	<3.0
01/20/09	3.3	<3.0	<3.0	<3.0	<3.0	<3.5	<3.0Q	<3.0	<3.0	<3.0	<3.0	<3.0	<3.0	<3.0	22	<3.0
07/07/09	9.0	<3.0	<3.0	<3.0	<3.0	<3.3	<3.0	<3.0	<3.0	<3.0	7.1	<3.0	<3.0	<3.0	87	<3.0
01/18/10	4.5	<3.0	<3.0	<3.0	<3.0	<3.3	<3.0	<3.0	<3.0	<3.0	<3.0	<3.0	<3.0	<3.0	28	<3.0
07/14/10	11.0	<3.0	<3.0	<3.0	<3.0	<3.0	<3.0	<3.0	<3.0	<3.0	<3.0	<3.2	<3.0	<3.0	59	<3.0
01/25/11	75.0	<3.0	<3.0	<3.0	<3.0	<3.0	<3.0	<3.0	<3.0	<3.0	<3.0	<3.0	<3.0	<3.0	430	<3.0
04/05/11															710	
07/19/11	27	<1.1	<1.0	<1.0	<0.85	<1.6	<1.3	<0.91	<0.90	<0.94	<1.5	<1.7	<0.79	<1.1	150	<0.50
10/03/11															210	
01/17/12	81	2.6	<3.0	<3.0	<3.0	<3.0	<3.0	<3.0	<3.0	<3.0	<3.0	<3.0	<3.0	<3.0	570	<3.0
04/03/12															270	
07/06/12	85	<3.0	<3.0	<3.0	<3.0	<3.0	<3.0	<3.0	<3.0	<3.0	<3.0	<3.0	<3.0	<3.0	640	<3.0
01/04/13	24.0	<11	<10	<10	<8.4	<15	<12	<8.9	<8.8	<9.2	<14	<16	<7.8	<11	260	<4.9
07/01/13	15.0	<11	<10	<10	<8.3	<15	<12	<8.8	<8.7	<9.1	<14	<16	<7.7	<11	120	<4.8
01/21/14	50.0	<11	<10	<10	<8.5	<15	<12	<9	<8.9	<9.3	<14	35	<7.8	<11	310	<4.9
07/08/14	33.0	<11	<10	<10	<8.5	<15	<12	<9	<8.9	<9.3	<14	<16	<7.8	<11	260	<4.9
01/15/15	40.0	<5.1	<3.0	<5.1	<3.0	<15	<4.0	<3.0	<4.0	<3.0	<4.0	<6.1	<3.0	<6.1	270	<3.0
07/08/15	<10	<5.1	<3.0	<5.1	<3.0	<15	<4.1	<3.0	<4.1	<3.0	<4.1	<6.1	<3.0	<6.1	250	<3.0
01/14/16	72.0	<5.1	<3.0	<5.1	<3.0	<15	<4.1	<3.0	<4.1	<3.0	<4.1	<6.1	<3.0	<6.1	610	<3.0
07/07/16	77.0	<3.0	<5.1	<3.0	<3.0	<3.0	<4.1	<3.0	<3.0	<3.0	<3.0	<3.1	<3.0	<3.0	660	<3.0
01/16/17	25.0	<3.0	<5.1	<3.0	<3.0	<3.0	<4.0	<3.0	<3.0	<3.0	<3.0	<3.0	<3.0	<3.0	230	<3.0
07/17/17	16.0	<3.0	<5.1	<3.0	<3.0	<3.0	<4.0	<3.0	<3.0	<3.0	<3.0	<3.0	<3.0	<3.0	120	<3.0
01/10/18	41.0	<3.0	<3.0	<3.0	<3.0	<3.0	<3.0	<3.0	<3.0	<3.0	<3.0	<3.0	<3.0	<3.0	290	<3.0
07/11/18	25.0	<3.0	<3.0	<3.0	<3.0	<3.0	<3.0	<3.0	<3.0	<3.0	<3.0	<3.0	<3.0	<3.0	180	<3.0
01/23/19	11.0	<3.0	<3.0	<3.0	<3.0	<3.0	<3.0	<3.0	<3.0	<3.0	<3.0	<3.0	<3.0	<3.0	89	<3.0

Notes: Prepared By: T. Dushek, 8/20/19 Checked By: A. Voit, 11/27/19

- 1.) All units are in ug/L.
- 2.) Bold Values indicate detections
- 3.) J = Estimated Value
- 4.) M = Matrix spike and/or Matrix Spike duplicate recovery outside acceptance limits.
- 5.) Q = Laboratory Control Sample outside acceptance limits.
- 6.) Y = Replicate/Duplicate precision outside acceptance limits.
- 7.) V = Raised quantitation or reporting limit due to limited sample amount or dilution for matrix background interference.

Phenolics - Historical Data
 WAULECO, INC - Wausau Facility
 Well - W21

Date	2,3,4,6-Tetrachlorophenol	2,3,5,6-Tetrachlorophenol	2,4,5-Trichlorophenol	2,4,6-Trichlorophenol	2,4-Dichlorophenol	2,4-Dimethylphenol	2,4-Dinitrophenol	2,6-Dichlorophenol	2-Chlorophenol	2-Methylphenol	2-Nitrophenol	3&4-Methylphenol	4,6-Dinitro-2-Methylphenol	4-Chloro-3-Methylphenol	4-Nitrophenol	Dinoseb	Pentachlorophenol	Phenol
01/08/87																	1.96	
06/04/87																	<1	
09/03/87																	<1	
12/03/87																	<1	
03/03/88																	<1	
04/07/88																	<1	
08/10/88																	5.55	
11/15/88																	182	
01/26/89																	2.47	
04/27/89																	<1	
07/27/89																	<1	
10/26/89																	<1	
01/25/90																	3.86	
05/03/90																	1.09	
09/21/90																	8.96	
12/12/90																	2.36	
01/30/91																	1.84	
05/01/91																	<1	
06/19/91																	2.33	
10/08/91																	4.21	
06/24/92		<1.02		<1.02	<0.51	<0.51	<1.02		<0.51		<0.51		<1.02	<0.51	<1.02		<1.02	<0.51
12/18/92		<1		<1	<0.5	<0.5	<1		<0.5		<0.5		<1	<0.5	<1		26.5	2.63
06/29/93	<1		<1	<1	<1	<1	<1	<1	<10	<1	<10	<20	<1	<10	<1	<1	2.8	
12/28/93	<10		<20	<10	<10	<10	<20	<10	<10	<10	<20	<10	<10	<20	<10	<10	33	
06/22/94	100		56	27	<10	<10	<20	<10	<10	<10	<20	<10	<10	<20	<10	<10	44	
07/06/95	<25		<10	<10	<10	<10	<50	<10	<10	<10	<20	<10	<20	<50	<50	<25	<50	<10
07/08/96	<10		<10	<10	<10	<10	<20	<10	<10	<10	<20	<10	<10	<20	<10	<10	<1	<10
07/11/97	<0.182		<0.453	<0.469	<0.344	<0.148	<0.269	<0.397	<0.194	<0.252	<0.104	<0.128	<0.362	<0.105	<0.351		3.1	<0.127
06/23/98	<3.0		<3.0	<3.0	<3.0	<3.0	<3.0	<3.0	<3.0	<3.0	<3.0	<3.0	<3.0	<3.0	<3.0		5.1	<3.0
06/07/99	<3.0		<3.0	<3.0	<3.0	<3.0	<3.0	<3.0	<3.0	<3.0	<3.0	<3.0	<3.0	<3.0	<3.0		<3.0	<3.0
07/17/00	<3.0		<3.0	<3.0	<3.0	<3.0	<3.0	<3.0	<3.0	<3.0	<3.0	<3.0	<3.0	<3.0	3.4		10	<3.0
01/30/01	<3.0		7.9	<3.0	<3.0	<3.0	27	<3.0	<3.0	<3.0	<3.0	<3.0	<3.0	<3.0	8.2		44	<3.0
07/10/01	<3.0		<3.0	<3.0	<3.0	<3.0	<3.0	<3.0	<3.0	<3.0	<3.0	<3.0	<3.0	<3.0	<3.0		<3.0	<3.0

Phenolics - Historical Data
WAULECO, INC - Wausau Facility
Well - W21

Date	2,3,4,6-Tetrachlorophenol	2,3,5,6-Tetrachlorophenol	2,4,5-Trichlorophenol	2,4,6-Trichlorophenol	2,4-Dichlorophenol	2,4-Dimethylphenol	2,4-Dinitrophenol	2,6-Dichlorophenol	2-Chlorophenol	2-Methylphenol	2-Nitrophenol	3&4-Methylphenol	4,6-Dinitro-2-Methylphenol	4-Chloro-3-Methylphenol	4-Nitrophenol	Dinoseb	Pentachlorophenol	Phenol
08/05/02	<3.0		<3.0	<3.0	<3.0	<3.0	<3.0	<3.0	<3.0	<3.0	<3.0	<3.0	<3.0	<3.0		<3.0	<3.0	
07/22/03	<3.0		<3.0	<3.0	<3.0	<3.0	<3.0	<3.0	<3.0	<3.0	<3.0	<3.0	<3.0	<3.0		<3.0	<3.0	
07/13/04	<3.0		<3.0	<3.0	<3.0	<3.0	<4.0	<3.0	<3.0	<3.0	<3.0	<3.0	<3.0	<4.0		<3.0	<3.0	
07/19/05	<3.0		<3.0	<3.0	<3.0	<3.0	<3.0	<3.0	<3.0	<3.0	<3.0	<3.0	<3.0	<3.0		<3.0	<3.0	
07/18/06	<3.0		<3.0	<3.0	<3.0	<3.0	<3.0	<3.0	<3.0	<3.0	<3.0	<3.0	<3.0	<3.0		<3.0	<3.0	
07/09/07	<3.0		<3.0	<3.0	<3.0	<3.0	<3.0	<3.0	<3.0	<3.0	<3.0	<3.0	<3.0	<3.0		<3.0	<3.0	
07/22/08	<3.0		<3.0	<3.0	<3.0	<3.0	<3.0	<3.0	<3.0	<3.0	<3.0	<3.0	<3.0	<3.0		<3.0	<3.0	
07/07/09	<3.0		<3.0	<3.0	<3.0	<3.0	<3.0	<3.0	<3.0	<3.0	<3.0	<3.0	<3.0	<3.0		<3.0	<3.0	
07/14/10	<3.0		<3.0	<3.0	<3.0	<3.0	<3.0	<3.0	<3.0	<3.0	<3.0	<3.0	<3.0	<3.0		<3.0	<3.0	
07/18/11	<1.1		<1.1	<1.0	<1.0	<0.85	<1.5 Q	<1.2	<0.90	<0.89	<0.93	<1.4	<1.6 Q	<0.78	<1.1	1.3 Q	<0.49	
07/09/12	<3.0		<3.0	<3.0	<3.0	<3.0	<3.0	<3.0	<3.0	<3.0	<3.0	<3.0	<3.0	<3.0		<3.0	<3.0	
07/01/13	<3.0		<3.0	<3.0	<3.0	<3.0	<3.0	<3.0	<3.0	<3.0	<3.0	<3.0	<3.0	<3.0		<3.0	<3.0	
07/08/14	<3.0		<3.0	<3.0	<3.0	<3.0	<3.0	<3.0	<3.0	<3.0	<3.0	<3.0	<3.0	<3.0		<3.0	<3.0	
07/07/15	<3.0		<3.0	<3.0	<3.0	<3.0	<3.0	<3.0	<3.0	<3.0	<3.0	<3.0	<3.0	<3.0		<3.0	<3.0	
07/05/16	<3.0		<3.0	<3.0	<3.0	<3.0	<3.0	<3.0	<3.0	<3.0	<3.0	<3.0	<3.0	<3.0		<3.0	<3.0	
07/10/17	<3.0		<3.0	<3.0	<3.0	<3.0	<3.0	<3.0	<3.0	<3.0	<3.0	<3.0	<3.0	<3.0		<3.0	<3.0	
07/10/18	<3.0		<3.0	<3.0	<3.0	<3.0	<3.0	<3.0	<3.0	<3.0	<3.0	<3.0	<3.0	<3.0		<3.0	<3.0	
07/09/19	0.58		<3.0	<3.0	<3.0	<3.0	<3.0	<3.0	<3.0	<3.0	<3.0	<3.0	<3.0	<3.0		5.0	<3.0	
07/06/20	<3.0		<3.0	<3.0	<3.0	<3.0	<3.0	<3.0	<3.0	<3.0	<3.0	<3.0	<3.0	<3.0		<3.0	<3.0	
10/05/20																	<3.0	
01/12/21																	<3.0	
04/12/21																	<3.0	
07/07/21	<3.0		<3.0	<3.0	<3.0	<3.0	<3.0	<3.0	<3.0	<3.0	<3.0	<3.0	<3.0	<3.0		<3.0	<3.0	
10/18/21																	<3.0	

Notes:

Prepared By: T. Dushek, 10/8/21

Checked By: A. Voit, 11/24/21

- 1.) All units are in ug/L.
- 2.) Bold Values indicate detections
- 3.) J = Estimated Value
- 4.) M = Matrix spike and/or Matrix Spike duplicate recovery outside acceptance limits.
- 5.) Q = Laboratory Control Sample outside acceptance limits.
- 6.) Y = Replicate/Duplicate precision outside acceptance limits.
- 7.) V = Raised quantitation or reporting limit due to limited sample amount or dilution for matrix background interference.

Phenolics - Historical Data
WAULECO, INC - Wausau Facility
Well - W22

Date	2,3,4,6-Tetrachlorophenol	2,3,5,6-Tetrachlorophenol	2,4,5-Trichlorophenol	2,4,6-Trichlorophenol	2,4-Dichlorophenol	2,4-Dimethylphenol	2,4-Dinitrophenol	2,6-Dichlorophenol	2-Chlorophenol	2-Methylphenol	2-Nitrophenol	3&4-Methylphenol	4,6-Dinitro-2-Methylphenol	4-Chloro-3-Methylphenol	4-Nitrophenol	Dinoseb	Pentachlorophenol	Phenol	Phenol/2-Chlorophenol
02/25/92		<10		<10	<5	<5	<10		<5		<5		12	<5	<10		37,300	<5	
06/14/92		73.1		<11.1	77.9	<5.56	<11.1		<0.556		<5.56		1.7	<5.56	<1.11		33,500	<0.556	
09/17/92		<1		<1	1.62	<0.5	<1		<0.5		<0.5		<1	<0.5	1.14		117	<0.5	
12/18/92		69.9		1230	<0.5	<0.5	<1		<0.5		70.1		<1	<0.5	25.8		74,300	119	
03/24/93		<20		<6	<2	<2	<6000		<2		<2		<10	<10	<10		81,440	<2	
06/30/93	<1		<1	<1	<1	<10	<1		<10	<1	<1	<20	<1	<10	<1	<1	1		<20
12/28/93	<100		<200	<100	<100	<100	<200	<100	<100	<100	<100	<200	<100	<100	<200	<100	1,500		460
04/25/94	430		<20	<10	140	110	45	66		17	110	<20	19	130	71	24	1,100		27
06/22/94	2,900		930	1,800	600	<100	200	310	<100	210	<200	150	300	300	<100		6,100		<200
10/04/94	190		<100	<50	<50	<50	<100	<50	<50	<50	<50	<100	<50	<50	<100	<50	1,400		<100
03/09/95	<1000		<2000	<1000	<1000	<1000	<2000	<1000	<1000	<1000	<1000	<2000	<1000	<1000	<2000	<1000	7,300		<2000
07/06/95	<630		<250	<250	<250	<250	<1300	<250	<250	<250	<500	<1300	<1000	<1300	<630		2,600	<250	
09/13/95	<1000		<1000	<1000	<1000	<1000	<2000	<1000	<1000	<1000	<2000	<1000	<1000	<2000	<1000		2,000	<1000	
12/18/95	<100		<100	<100	<100	<100	<200	<100	<100	<100	<100	<200	<100	<100	<200	<100	3,200	<100	
03/21/96	<1000		<1000	<1000	<1000	<1000	<2000	<1000	<1000	<1000	<2000	<1000	<1000	<2000	<1000		610	<1000	
07/10/96	<1000		<1000	<1000	<1000	<1000	<2000	<1000	<1000	<1000	<2000	<1000	<1000	<2000	<1000		730	<1000	
09/25/96	1,280		<7.3	<7.1	<8	<15	<7.2	<8.7	<12	<7.9	<15	<17	<7.5	<6.9	<7.4	<8.5	7,540	<10	
01/21/97	1,180		<37	<36	<40	<78	<36	<44	<59	<40	<78	<87	<38	<35	<37	<43	5,800	<53	
07/11/97	3,100		<0.453	<0.469	<0.344	<0.148	<0.269	<0.397	500	<0.252	<0.104	<0.128	<0.362	<0.105	<0.351		17,000	<0.127	
01/02/98	<0.182		<0.453	<0.469	<0.344	<0.148	<0.269	<0.397	<0.194	<0.252	<0.104	<0.128	<0.362	<0.105	<0.351		12,000	<0.127	
06/24/98	<1500		<1500	<1500	<1500	<1500	<1500	<1500	<1500	<1500	<1500	<1500	<1500	<1500	<1500		6,800	<1500	
01/26/99							11,000	12,000	49,500	15,500	10,550	4,350					36,000	111,500	
08/07/02	1,400		920	910	3,600	3,300	<750	5,700	4,200	7,500	5,600	13,000	<750	<750	<750		3,900	19,000	
01/14/03	2,200		<750	<750	6,500	<750	3,300	<750	<750	<750	9,300	<750	<750	<750	<750		5,700	<750	
01/20/05	200 V		<60 V	<60 V	<60 V	<60 V	<60 V	<60 V	190 V	100 V	540 V	89 JV	<60 V	<60 V	<60 V		1100 V	110 V	
07/21/05	620 V		<600 V	<600 V	<600 V	<600 V	<600 V	<600 V	3200 V	1700 V	9700 V	1300 V	<600 V	<600 V	<600 V		4500 V	<600 V	
07/20/06	1,100		<600	<600	<600	940	<600	<600	<600	3,900	17,000	3,700	710	<600	<600		5,600	<600	
01/23/07	970		<300	<300	<300	<300	<300	<300	<300	2,300	<300	<300	<300	<300			5,900	890	
07/11/07	450		<73	<87	<58	<44	<89	<110	<61	<27	<54	<48	<65	<28	<53		3,500	<22	
01/28/08	520		<82	<97	<65	<49	<99	<130	<68	<30	<60	<53	<73	<31	<59		5,000	<25	
07/24/08	470		<86	<93	<66	<130	<170	<100	<74	<95	<65	<73	<100	<120	<67		4,400	<34	
01/21/09	170		<82	<90	<64	<130	<170	<96Q	<71	<91	<63	<70	<97	<110	<65		2,300	<32	
07/07/09	580		<160	<170	<120	<240	<320	<190	<140	<180	<120	<140	<190	<220	<130		5,800	<63	
01/19/10	31		<8.2	<9	<6.4	<13	<17	<9.6	<7.1	<9.1	<6.3	<7	<9.7	<11	<6.5		480	<3.2	
07/15/10	<3.0		<3.0	<3.0	<3.0	<3.0	<3.0	<3.0	<3.0	<3.0	<3.0	<3.0	<3.2	<3.0	<3.0		19	<3.0	
7/15/2010 Duplicate	<3.0		<3.0	<3.0	<3.0	<3.0	<3.0	<3.0	<3.0	<3.0	<3.0	<3.0	<3.0	<3.0	<3.0		52	<3.0	

Phenolics - Historical Data
WAULECO, INC - Wausau Facility
Well - W22

Date	2,3,4,6-Tetrachlorophenol	2,3,5,6-Tetrachlorophenol	2,4,5-Trichlorophenol	2,4,6-Trichlorophenol	2,4-Dichlorophenol	2,4-Dimethylphenol	2,4-Dinitrophenol	2,6-Dichlorophenol	2-Chlorophenol	2-Methylphenol	2-Nitrophenol	3&4-Methylphenol	4,6-Dinitro-2-Methylphenol	4-Chloro-3-Methylphenol	4-Nitrophenol	Dinoseb	Pentachlorophenol	Phenol	Phenol/2-Chlorophenol
01/25/11	<3.0		<3.0	<3.0	<3.0	<3.0	<3.0	<3.0	<3.0	<3.0	<3.0	<3.0	<3.0 Q	<3.0	<3.0		12	<3.0	
04/05/11																	7.1		
07/19/11	1.3		<1.1	<1.0	<1.0	<0.84	<1.5	<1.2	<0.89	<0.88	<0.92	<1.4	<1.6	<0.78	<1.1		24	<0.49	
10/03/11																	36		
01/18/12	130		<3.0	<3.0	<3.0	<3.0	<3.0	<3.0	<3.0	<3.0	<3.0	<3.0	<3.0	<3.0	<3.0		1,100	<3.0	
04/03/12																	8,000		
07/10/12	310		<3.0	<3.0	<3.0	<3.0	<3.0	<3.0	<3.0	<3.0	<3.0	<3.0	<3.0	<3.0	<3.0		2,600	<3.0	
01/07/13	730		<28	<26	<26	<21	<39	<31	<22	<22	<23	<36	<41	<20	<28		5200	<12	
1/7/2013 Duplicate	850		<28	<26	<26	<21	<38	<31	<22	<22	<23	<36	<41	<19	<28		6900	<12	
07/08/13	430		<29	<26	<26	<21	<39	<31	<23	<22	<23	<36	<42	<20	<29		3700	<13	
01/22/14	520		<120	<110	<110	<88	<160	<130	<94	<92	<97	<150	<170	<82	<120		5100	<52	
07/08/14	200		<110	<100	<100	<84	<150	<120	<89	<88	<92	<140	<160	<78	<110		2900	<49	
01/15/15	190		<54	<13	<54	<20	<160	<43	<13	<43	<30	<43	<65	<29	<65		1800	<14	
07/09/15	260		<51	<12	<51	<18	<150	<41	<12	<41	<29	<41	<61	<28	<61		2700	<13	
01/13/16	150		<52	<13	<52	<19	<160	<42	<13	<42	<29	<42	<63	<28	<63		1400	<14	
07/11/16	240		<12	<51	<13	<20	<30	<41	<12	<15	<12	<17	<31	<14	<20		3000	<24	
01/19/17	430		<24	<100	<26	<40	<59	<81	<24	<30	<24	<34	<61	<28	<40		6,100	<48	
1/19/2017 Duplicate	460		<24	<100	<26	<40	<59	<81	<24	<30	<24	<34	<61	<28	<40		6,100	<48	
07/18/17	390		<12	<51	<13	<20	<29	<40	<12	<15	<12	<17	<30	<14	<20		4,200	<24	
01/15/18	440		<23	<21	<26	<20	<29	<21	<24	<20	<21	<23	<30	<22	<24		4,900	<26	
1/15/2018 Duplicate	470		<23	<21	<26	<20	<29	<21	<24	<20	<21	<23	<30	<22	<24		5,300	<26	
07/18/18	420 Q		<46	<42	<52	<40	<58	<42	<48	<40	<42	<46	<60	<44	<48		5,200	<52	
01/28/19	160		<22	<20	<25	<19	<28	<20	<23	<19	<20	<22	<29	<21	<23		3,000	<25	
1/28/2019 Duplicate	200		<22	<20	<25	<19	<28	<20	<23	<19	<20	<22	<29	<21	<23		3,100	<25	
07/18/19	1.0		<3.0	<3.0	<3.0	<3.0	<3.0 Q	<3.0	<3.0	<3.0	<3.0	<3.0	<3.0	<3.0	<3.0		13	<3.0	
01/22/20	42		1.4	<3.0	<3.0	<3.0	<3.0	<3.0	<3.0	<3.0	<3.0	<3.0	<3.0	<3.0	<3.0		680	<3	
07/13/20	<3.0		<3.0	<3.0	<3.0	<3.0	<3.0	<3.0	<3.0	<3.0	<3.0	<3.0	<3.0	<3.0	<3.0		960	<3.0	
10/05/20																	690		
01/12/21	170		<3.0	<3.0	<3.0	<3.0	<3.0	<3.0	<3.0	<3.0	<3.0	<3.0	<3.0	<3.0	<3.0		2,400	<3.0	
04/13/21																	1,900		
07/13/21	210 Q		<3.0	<3.0	<3.0	<3.0	<3.0	<3.0	<3.0	<3.0	<3.0	<3.0	<3.0	<3.0	<3.0		2,600	<3.0	
10/18/21																	1,000		

Notes: Prepared By: T. Dushek, 10/8/21 Checked By: A. Voit, 11/24/21

- 1.) All units are in ug/L.
- 2.) Bold Values indicate detections
- 3.) J = Estimated Value
- 4.) M = Matrix spike and/or Matrix Spike duplicate recovery outside acceptance limits.
- 5.) Q = Laboratory Control Sample outside acceptance limits.
- 6.) Y = Replicate/Duplicate precision outside acceptance limits.
- 7.) V = Raised quantitation or reporting limit due to limited sample amount or dilution for matrix background interference.

Phenolics - Historical Data
 WAULECO, INC - Wausau Facility
 Well - W25

Date	2,3,4,6-Tetrachlorophenol	2,3,5,6-Tetrachlorophenol	2,4,5-Trichlorophenol	2,4,6-Trichlorophenol	2,4-Dichlorophenol	2,4-Dimethylphenol	2,4-Dinitrophenol	2,6-Dichlorophenol	2-Chlorophenol	2-Methylphenol	2-Nitrophenol	3&4-Methylphenol	4,6-Dinitro-2-Methylphenol	4-Chloro-3-Methylphenol	4-Nitrophenol	Dinoseb	Pentachlorophenol	Phenol	Phenol/2-Chlorophenol
02/19/92		<1		<1	7.15	8	<1		5.85		<0.5		<1	<0.5	<1	0	3570	<0.5	0
07/29/92		10.3		1.3	9.9	1.87	3.09		<0.5		<0.5		<1	1.64	1.75	0	71.1	<0.5	0
09/17/92		<1		10.4	2.1	<0.5	1.57		0.547		<0.5		<1	<0.5	1.29		55.4	<0.5	
12/17/92		7.02		4.04	10.2	<0.5	<1		<0.5		<0.5		<1	<0.5	<1		42.2	<0.5	
03/23/93		<20		<6	<2	<2	<6		<2		<2		<10	<10	<10		99.9	<2	
06/28/93	<10		<20	<10	<10	<10	<20	<10		12	53	<20	<10	<10	38	<10	<10		37
12/28/93	16		<1	<1	<1	<10	<1	<1		<10	<1	<20	<1	<10	<1	<1	4.3		<20
04/25/94	140		310	260	53	52	190	42		<10	19	23	17	100	28	<10	410		<20
06/21/94	280		140	110	110	32	60	32		23	77	<20	33	41	71	<10	2400		34
10/04/94	<250		<500	<250	<250	<250	<500	<250		<250	<250	<500	<250	<250	<250	<250	2300		<500
03/10/95	<1000		<2000	<1000	<1000	<1000	<2000	<1000		<1000	<1000	<2000	<1000	<1000	<2000	<1000	4500		<2000
03/23/95	12		95	220	120	65	51	<10		19	54	29	150	10	<20	<10	360		170
05/02/95	<100		<100	<100	<100	<100	<200	<100	<100	<100	<100	<200	180	<100	<200	<100	1700	<100	
05/24/95	<100		<100	<100	<100	<100	<200	<100	<100	<100	<100	<200	160	<100	<200	<100	1600	<100	
06/13/95	<100		<100	<100	<100	<100	<200	<100	<100	<100	<100	<200	110	<100	<200	<100	1500	<100	
07/05/95	320		<10	<10	<10	<10	<50	<10	<10	<10	<10	<20	<50	<20	<50	<25	560	<10	
07/26/95	<100		<100	<100	<100	<100	<200	<100	<100	<100	<100	<200	160	<100	<200	<100	180	<100	
09/07/95	<10		<10	<10	<10	<10	<20	<10	<10	<10	<10	<20	<10	<10	<20	<10	2.8	<10	
09/13/95	<1000		<1000	<1000	<1000	<2000	<1000	<1000	<1000	<1000	<1000	<2000	<1000	<1000	<2000	<1000	810	<1000	
01/18/96	<10		<10	<10	<10	<10	<20	<10	<10	<10	<10	<20	<10	<10	<20	<10	10		<20
03/21/96	<10		<10	<10	<10	<10	<20	<10	<10	<10	<10	<20	<10	<10	<20	<10	<1	<10	
07/11/97	<0.182		<0.453	<0.469	150	<0.148	230	170	<0.194	140	160	<0.128	<0.362	<0.105	<0.351		590	120	
01/02/98	<0.182		<0.453	<0.469	<0.344	<0.148	<0.269	<0.397	<0.194	<0.252	<0.104	<0.128	<0.362	<0.105	<0.351		120	<0.127	
06/23/98	<150		<150	<150	<150	<150	<150	<150	<150	<150	<150	<150	<150	<150	<150		880	<150	
01/26/99																	290		
06/09/99	<150		<150	<150	<150	<150	<150	<150	<150	<150	<150	<150	<150	<150	<150		230	<150	
01/11/00	<30		<30	<30	<30	<30	<30	<30	<30	<30	<30	<30	<30	<30	<30		330	<30	
07/18/00	7.4		<3.0	<3.0	<3.0	<3.0	<3.0	<3.0	<3.0	<3.0	<3.0	<3.0	<3.0	<3.0	<3.0		160	20	
01/30/01	<30		<30	<30	<30	<30	<30	<30	<30	<30	<30	<30	<30	<30	<30		150	<30	
07/10/01	12		<3.0	<3.0	<3.0	<3.0	<3.0	<3.0	24	<3.0	<3.0	<3.0	<3.0	<3.0	<3.0		100	<3.0	
08/06/02	<3.0		<3.0	<3.0	<3.0	<3.0	<3.0	<3.0	4.2	<3.0	<3.0	<3.0	<3.0	<3.0	<3.0		16	<3.0	
01/14/03	<3.0		<3.0	<3.0	<3.0	<3.0	3.6	<3.0	<3.0	<3.0	<3.0	<3.0	<3.0	<3.0	<3.0		6.2	<3.0	
07/22/03	4.4		<3.0	<3.0	<3.0	<3.0	<3.0	<3.0	5.0	<3.0	<3.0	<3.0	<3.0	<3.0	<3.0		44	<3.0	
01/20/04	<15J		<15	<15	<15	<15	<15	<15	32	<15	<15	<15	<15	<15	<15J		210	<15	
01/19/05	<3.0		<3.0	<3.0	<3.0	<3.0	<3.0	<3.0	<3.0	<3.0	<3.0	<3.0	<3.0	<3.0	<3.0		14.0	<3.0	
07/20/05	6.3		<3.0	<3.0	3.0	<3.0	<3.0	<3.0	<3.0	<3.0	<3.0	<3.0	<3.0	<3.0	<3.0		150	<3.0	
7/20/2005																			
Duplicate	<3.0		<3.0	<3.0	<3.0	<3.0	<3.0	<3.0	<3.0	<3.0	<3.0	<3.0	<3.0	<3.0	<3.0		59	<3.0	

Phenolics - Historical Data
WAULECO, INC - Wausau Facility
Well - W25

Date	2,3,4,6-Tetrachlorophenol	2,3,5,6-Tetrachlorophenol	2,4,5-Trichlorophenol	2,4,6-Trichlorophenol	2,4-Dichlorophenol	2,4-Dimethylphenol	2,4-Dinitrophenol	2,6-Dichlorophenol	2-Chlorophenol	2-Methylphenol	2-Nitrophenol	3&4-Methylphenol	4,6-Dinitro-2-Methylphenol	4-Chloro-3-Methylphenol	4-Nitrophenol	Dinoseb	Pentachlorophenol	Phenol	Phenol/2-Chlorophenol	
01/17/06	<30 V		<30 V	<30 V	<30 V	<30 V	<30 V	<30 V	<30 V	<30 V	<30 V	<30 V	<30 V	<30 V			310 V	<30 V		
07/18/06	<15.0		<15.0	<15.0	<15.0	<15.0	<15.0	<15.0	<15.0	<15.0	<15.0	<15.0	<15.0	<15.0			68	36		
01/24/07	<3.0		<3.0	<3.0	<3.0	<3.0	<3.0	<3.0	<3.0	<3.0	<3.0	<3.0	<3.0	<3.0			350	<3.0		
07/11/07	3.9		<3.0	<3.0	<3.0	<3.0	<3.0	<3.0	<3.0	<3.0	<3.0	<3.0	<3.0	<3.0			60	<3.0		
01/29/08	7.7		<4.2	<4.9	<3.3	<3.0	<5.1	<6.4	<3.5	<3.0	<3.1	<3.0	<3.7	<3.0			230 M	<3.0		
07/23/08	<3.0		<3.0	<3.0	<3.0	<3.0	<3.0	<3.0	<3.0	<3.0	<3.0	<3.0	<3.0	<3.0			9.6	<3.0		
01/20/09	8.9		<4.2	<4.5	<3.2	<6.3	<8.4	<4.8Q	<3.6	<4.6	<3.2	<3.5	<4.9	<5.8	<3.3			210	<3.0	
07/06/09	11.0		<4	<4.4	<3.1	<6.1	<8.2	<4.7	<3.5	<4.4	<3.1	<3.4	<4.7	<5.6	<3.2			150	<3.0	
01/18/10	5.9		<4.1	<4.5	<3.2	<6.3	<8.3	<4.8	<3.5	<4.5	<3.1	<3.5	<4.8	<5.7	<3.2			65	<3.0	
07/13/10	6.1		<3.0	<3.0	<3.0	<3.0	<3.1	<3.0	<3.0	<3.0	<3.0	<3.0	<3.3	<3.0	<3.0			130	<3.0	
7/13/2010																				
Duplicate	4.6		<3.0	<3.0	<3.0	<3.0	<3.1	<3.0	<3.0	<3.0	<3.0	<3.0	<3.3	<3.0	<3.0			93	<3.0	
01/24/11	<3.0		<3.0	<3.0	<3.0	<3.0	<3.0	<3.0	<3.0	<3.0	<3.0	<3.0	<3.0	<3.0	<3.0			5.4	<3.0	
07/19/11	<1.1		<1.1	<1.0	<1.0	<0.84	<1.5	<1.2	<0.89	<0.88	<0.92	<1.4	<1.6	<0.78	<1.1			3.7	<0.49	
7/19/2011																				
Duplicate	<1.1		<1.1	<1.0	<1.0	<0.84	<1.5	<1.2	<0.89	<0.88	<0.92	<1.4	<1.6	<0.78	<1.1			5.6	<0.49	
01/23/12	<3.0		<3.0	<3.0	<3.0	<3.0	<3.0	<3.0	<3.0	<3.0	<3.0	<3.0	<3.0	<3.0	<3.0			6.6	<3.0	
07/06/12	<3.0		<3.0	<3.0	<3.0	<3.0	<3.0	<3.0	<3.0	<3.0	<3.0	<3.0	<3.0	<3.0	<3.0			5.4	<3.0	
01/04/13	<3.0		<3.0	<3.0	<3.0	<3.0	<3.0	<3.0	<3.0	<3.0	<3.0	<3.0	<3.0	<3.0	<3.0			10	<3.0	
07/05/13	<3.0		<3.0	<3.0	<3.0	<3.0	<3.0	<3.0	<3.0	<3.0	<3.0	<3.0	<3.0	<3.0	<3.0			4.2	<3.0	
01/21/14	<3.0		<3.0	<3.0	<3.0	<3.0	<3.0	<3.0	<3.0	<3.0	<3.0	<3.0	<3.0	<3.0	<3.0			4.1	<3.0	
07/09/14	<3.0		<3.0	<3.0	<3.0	<3.0	<3.0	<3.0	<3.0	<3.0	<3.0	<3.0	<3.0	<3.0	<3.0			4.7	<3.0	
01/19/15	<3.0		<3.0	<3.0	<3.0	<3.0	<3.0	<3.0	<3.0	<3.0	<3.0	<3.0	<3.0	<3.0	<3.0			6.4	<3.0	
07/08/15	<3.0		<3.0	<3.0	<3.0	<3.0	<3.0	<3.0	<3.0	<3.0	<3.0	<3.0	<3.0	<3.0	<3.0			5.0	<3.0	
01/14/16	<3.0		<3.0	<3.0	<3.0	<3.0	<3.0	<3.0	<3.0	<3.0	<3.0	<3.0	<3.0	<3.0	<3.0			4.9	<3.0	
07/06/16	<3.0		<3.0	<3.0	<3.0	<3.0	<3.0	<3.0	<3.0	<3.0	<3.0	<3.0	<3.0	<3.0	<3.0			3.0	<3.0	
01/16/17	0.6		<3.0	<3.0	<3.0	<3.0	<3.0	<3.0	<3.0	<3.0	<3.0	<3.0	<3.0	<3.0	<3.0			6.2	<3.0	
07/11/17	<3.0		<3.0	<3.0	<3.0	<3.0	<3.0	<3.0	<3.0	<3.0	<3.0	<3.0	<3.0	<3.0	<3.0			3.0	<3.0	
01/09/18	<3.0		<3.0	<3.0	<3.0	<3.0	<3.0	<3.0	<3.0	<3.0	<3.0	<3.0	<3.0	<3.0	<3.0			4.6	<3.0	
07/11/18	0.41		<3.0	<3.0	<3.0	<3.0	<3.0	<3.0	<3.0	<3.0	<3.0	<3.0	<3.0	<3.0	<3.0			8.0	<3.0	
01/21/19	<3.0		<3.0	<3.0	<3.0	<3.0	<3.0	<3.0	<3.0	<3.0	<3.0	<3.0	<3.0	<3.0	<3.0			3.1	<3.0	
07/25/19	0.22		<3.0	<3.0	<3.0	<3.0	<3.0	<3.0	<3.0	<3.0	<3.0	<3.0	<3.0	<3.0	<3.0			3.7	<3.0	
01/13/20	0.25		<3.0	<3.0	<3.0	<3.0	<3.0	<3.0	<3.0	<3.0	<3.0	<3.0	<3.0	<3.0	<3.0			5.4	<3.0	
07/07/20	<3.0		<3.0	<3.0	<3.0	<3.0	<3.0	<3.0	<3.0	<3.0	<3.0	<3.0	<3.0	<3.0	<3.0			3.5	<3.0	
01/11/21	<3.0		<3.0	<3.0	<3.0	<3.0	<3.0	<3.0	<3.0	<3.0	<3.0	<3.0	<3.0	<3.0	<3.0			2.4	<3.0	
07/07/21	<3.0		<3.0	<3.0	<3.0	<3.0	<3.0	<3.0	<3.0	<3.0	<3.0	<3.0	<3.0	<3.0	<3.0			4.5	<3.0	

Notes:

Prepared By: T. Dushek, 10/8/21

Checked By: A. Voit, 11/24/21

- 1.) All units are in ug/L.
- 2.) Bold Values indicate detections
- 3.) J = Estimated Value
- 4.) M = Matrix spike and/or Matrix Spike duplicate recovery outside acceptance limits.
- 5.) Q = Laboratory Control Sample outside acceptance limits.
- 6.) Y = Replicate/Duplicate precision outside acceptance limits.
- 7.) V = Raised quantitation or reporting limit due to limited sample amount or dilution for matrix background interference.

Phenolics - Historical Data
 WAULECO, INC - Wausau Facility
 Well - W26-W26R

Date	2,3,4,6-Tetrachlorophenol	2,3,5,6-Tetrachlorophenol	2,4,5-Trichlorophenol	2,4,6-Trichlorophenol	2,4-Dichlorophenol	2,4-Dimethylphenol	2,4-Dinitrophenol	2,6-Dichlorophenol	2-Chlorophenol	2-Methylphenol	2-Nitrophenol	3&4-Methylphenol	4,6-Dinitro-2-Methylphenol	4-Chloro-3-Methylphenol	4-Nitrophenol	Dimoseb	Pentachlorophenol	Phenol
02/25/92		<10		<10	<5	<5	<10		<5		25.7		<10	<5	<10		22,300	<5
06/14/92		69.9		<10.5	<5.26	<5.26	<1.05		<0.526		<5.26		<1.05	<5.26	<1.05		26,100	<0.526
09/17/92		74		<1	<1	<0.5	<1		5.74		110		<1	<0.5	139		31,700	<0.5
12/18/92		40.6		<1	<0.5	<0.5	<1		<0.5		71.2		<1	<0.5	<1		45,100	152
03/24/93		<10		<3	<1	<1	<3000		<1		<1		<5	<5	<5		30,400	<1
06/30/93	1,600		<200	<100	130	<100	450	<100		<100	<100	<200	<100	<100	<200	<100	16,000	
12/27/93	1,600		380	<100	<100	<100	<200	<100		<100	<100	<200	<100	<100	<200	<100	3,500	
04/25/94	4,800		<2000	<1000	<1000	<1000	<2000	<1000		<1000	<1000	<2000	<1000	<1000	<2000	<1000	32,000	
06/22/94	2,900		690	1,100	250	<100	480	270		<100	180	<200	<100	280	230	<100	6,400	
10/04/94	4,100		<500	<250	450	<250	<500	<250		<250	<250	<500	<250	<250	<500	<250	12,000	
03/09/95	<1000		<2000	<1000	<1000	<1000	<2000	<1000		<1000	<1000	<2000	<1000	<1000	2900	<1000	14,000	
07/06/95	7,600		<10	<10	<10	<10	<50	<10	<10	<10	<20	<20	<50	<20	<50	<25	<5000	<10
09/13/95	<1000		<1000	1,100	<1000	<1000	<2000	<1000	<1000	<1000	<2000	2,900	<1000	<2000	<1000	<1000	4,000	<1000
03/21/96	<2000		<2000	<2000	<2000	<2000	<4000	<2000	<2000	<2000	<4000	<2000	<2000	<4000	<2000	<2000	8,200	<2000
07/09/96	<5000		<5000	<5000	<5000	<10000	<5000	<5000	<5000	<5000	<10000	<5000	<5000	<10000	<5000	<5000	1,800	<5000
09/25/96	2,950		<7.3	87	<8	<15	<7.2	<8.7	<12	<7.9	<15	<17	<7.5	54	<7.4	<8.5	17,300	<10
07/11/97	5,100		<0.453	<0.469	<0.344	<0.148	<0.269	<0.397	<0.194	<0.252	<0.104	<0.128	<0.362	<0.105	<0.351		47,000	1,100
01/02/98	<0.182		<0.453	<0.469	<0.344	<0.148	<0.269	<0.397	<0.194	<0.252	<0.104	<0.128	<0.362	<0.105	<0.351		14,000	<0.127
06/24/98	1,600		<1500	<1500	<1500	<1500	<1500	<1500	<1500	<1500	<1500	<1500	<1500	<1500	<1500		15,000	<1500
01/27/99																	18,000	
06/09/99	<1500		<1500	<1500	<1500	<1500	<1500	<1500	<1500	<1500	<1500	<1500	<1500	<1500	<1500		4,600	<1500
01/11/00	<1500		<1500	<1500	<1500	<1500	<1500	<1500	<1500	<1500	<1500	<1500	<1500	<1500	<1500		12,500	<1500
07/18/00	<1500		<1500	<1500	<1500	<1500	<1500	<1500	<1500	<1500	<1500	<1500	<1500	<1500	1,600		23,000	<1500
01/31/01	<15		<15	<15	<15	<15	<15	<15	<15	<15	<15	<15	<15	<15	<15		210	<15
07/11/01	1,100		<150	<150	<150	<150	<150	<150	<150	<150	<150	<150	<150	<150	<150		6,500	<150
01/15/02	260		<150	<150	<150	<150	<150	<150	<150	<150	<150	<150	<150	<150	<150		1,500	<150
08/06/02	890		<600	<600	<600	<600	<600	<600	<600	<600	<600	<600	<600	<600	<600		6,800	<600
01/14/03	300		<60	<60	<60	<60	<60	<60	<60	<60	<60	<60	<60	<60	<60		2,700	<60
07/24/03	190		<60	<60	<60	<60	<60	<60	<60	<60	<60	<60	160	<60	<60		1,800	<60
01/21/04	<300J		<300	<300	<300	<300	<300	<300	<300	<300	<300	<300	<300	<300	<300		3,600	<300J
07/13/04	<60J		<60	<60	<60	<60	<80	<60	<60	<60	<60	<60	<60	<60	<80		1,900	<60
01/20/05	<300 V		<300 V	<300 V	<300 V	<300 V	<300 V	<300 V	<300 V	<300 V	<300 V	<300 V	<300 V	<300 V	<300 V		2000 V	<300 V
07/20/05	<300 V		<300 V	<300 V	<300 V	<300 V	<300 V	<300 V	<300 V	<300 V	<300 V	<300 V	<300 V	<300 V	<300 V		1900 V	<300 V
01/17/06	360 V		<300 V	<300 V	<300 V	<300 V	<300 V	<300 V	<300 V	<300 V	<300 V	<300 V	<300 V	<300 V	<300 V		2800 V	<300 V
07/20/06	320		<300	<300	<300	<300	<300	<300	<300	<300	<300	<300	<300	<300	<300		2,400	<300
01/23/07	120		<60	<60	<60	<60	<60	<60	<60	<60	72	<60	<60	<60	<60		960	<60
07/10/07	160		<30	<35	<24	<18	<36	<45	<25	<11	<22	<19	<26	<11	<21		1,200	<9.1
7/10/2007 Duplicate	160		<35	<41	<28	<21	<42	<54	<29	<13	<26	<23	<31	<13	<25		1,200	<11

Phenolics - Historical Data
WAULECO, INC - Wausau Facility
Well - W26-W26R

Date	2,3,4,6-Tetrachlorophenol	2,3,5,6-Tetrachlorophenol	2,4,5-Trichlorophenol	2,4,6-Trichlorophenol	2,4-Dichlorophenol	2,4,5-Dimethylphenol	2,4-Dinitrophenol	2,6-Dichlorophenol	2-Chlorophenol	2-Methylphenol	2-Nitrophenol	3&4-Methylphenol	4,6-Dinitro-2-Methylphenol	4-Chloro-3-Methylphenol	4-Nitrophenol	Dimoseb	Pentachlorophenol	Phenol
01/28/08	290		<80	<94	<63	<48	<97	<120	<67	<29	<59	<52	<71	<30	<58		3,700	<24
01/28/08 Duplicate	380		<81	<96	<64	<48	<98	<120	<67	<29	<60	<53	<72	<30	<58		4,600	<25
07/24/08	680		<170	<180	<130	<250	<340	<190	<140	<180	<130	<140	<200	<230	<130		6,500	<65
01/20/09	42		<17	<18	<13	<25	<34	<19Q	<14	<18	<13	<14	<20	<23	<13		840	<6.5
07/07/09	8.5		<8.1	<8.8	<6.2	<12	<16	<9.4	<6.9	<8.9	<6.1	<6.8	<9.5	<11	<6.3		190	<3.2
7/7/2009 Duplicate	8.6		<8.0	<8.7	<6.2	<12	<16	<9.3	<6.9	<8.8	<6.1	<6.8	<9.4	<11	<6.3		190	<3.1
01/18/10	99		<8.4	<9.1	<6.5	<13	<17	<9.8	<7.2	<9.3	<6.4	<7.1	<9.9	<12	<6.6		1,600	<3.3
07/15/10	380		<11	<10	<10	<8.4	<15	<12	<8.9	<8.8	<9.2	<14	<16	<7.8	<11		2,900	<4.9
01/25/11	60		<3.0	<3.0	<3.0	<3.0	<3.0	<3.0	<3.0	<3.0	<3.0	<3.0	<3.0	<3.0	<3.0		640	<3.0
04/06/11																	680	
07/20/11	<110		<1.1	<1.0	<1.0	<0.84	<1.5	<1.2	<0.89	<0.88	<0.92	<1.4	<1.6	<0.78	<1.1		1100	<0.49
7/20/2011 Duplicate	<110		<1.1	<1.0	<1.0	<0.85	<1.6	<1.3	<0.91	<0.90	<0.94	<1.5	<1.7	<0.79	<1.1		1100	<0.50
10/03/11																	750	
01/23/12	27		<23	<21	<21	<17	<31	<25	<18	<18	<19	<29	<33	<16	<23		460	<9.9
04/03/12																	580	
07/10/12	40 V		<11 V	<10 V	<10 V	<8.3 V	<15 V	<12 V	<8.8 V	<8.7 V	<9.1 V	<14 V	<16 V	<7.7 V	<11 V		540 V	<4.8 V
01/04/13	42		<12	<11	<11	<8.6	<16	<13	<9.2	<9.1	<9.5	<15	<17	<8	<12		560	<5.1
07/02/13	<22		<22	<20	<20	<17	<30	<24	<18	<17	<18	<28	<32	<15	<22		120	<9.7
01/22/14	<11		<11	<10	<10	<8.5	<15	<12	<9	<8.9	<9.3	<14	<16	<7.8	<11		59	<4.9
07/07/14	2.9		<3.0	<3.0	<3.0	<3.0	<3.0	<3.0	<3.0	<3.0	<3.0	<3.0	<3.0	<3.0	<3.0		33	<3.0
01/15/15	11		<3.0	<3.0	<3.0	<3.0	<3.0	<3.0	<3.0	<3.0	<3.0	<3.0	<3.0	<3.0	<3.0		92	<3.0
07/09/15	170		<3.0	<3.0	<3.0	<3.0	<7.7	<3.0	<3.0	<3.0	<3.0	<3.0	<3.1	<3.0	<3.1		2,000	<3.0
01/13/16	27		<3.0	<3.0	<3.0	<3.0	<7.7	<3.0	<3.0	<3.0	<3.0	<3.0	<3.1	<3.0	<3.1		260	<3.0
07/07/16	46		<3.0	<5.1	<3.0	<3.0	<3.0	<4.0	<3.0	<3.0	<3.0	<3.0	<3.0	<3.0	<3.0		570	<3.0
01/16/17	69		<3.0	<10	<3.0	<4.0	<5.8	<8.0	<3.0	<3.0	<3.0	<3.4	<6.0	<3.0	<4.0		830	<4.8
07/17/17	2.0		<3.0	<3.0	<3.0	<3.0	<3.0	<3.0	<3.0	<3.0	<3.0	<3.0	<3.0	<3.0	<3.0		19	<3.0
01/10/18	19		<3.0	<3.0	<3.0	<3.0	<3.0	<3.0	<3.0	<3.0	<3.0	<3.0	<3.0	<3.0	<3.0		270	<3.0
07/12/18	0.99		<3.0	<3.0	<3.0	<3.0	<3.0	<3.0	<3.0	<3.0	<3.0	<3.0	<3.0	<3.0	<3.0		4.5	<3.0
01/24/19	<3.0		<3.0	<3.0	<3.0	<3.0	<3.0	<3.0	<3.0	<3.0	<3.0	<3.0	<3.0	<3.0	<3.0		6.8	<3.0
07/15/19	120		<3.0	<3.0	<3.0	<3.0	<3.0	<3.0	<3.0	<3.0	<3.0	<3.0	<3.0	<3.0	<3.0		1,800	<3.0
01/13/20	190 Q		<3.0	<3.0	<3.0	<3.0	<3.0	<3.0	<3.0	<3.0	<3.0	<3.0	<3.0	<3.0	<3.0		2,600	<3.0
07/14/20	43		<3.0	<3.0	<3.0	<3.0	<3.0	<3.0	<3.0	<3.0	<3.0	<3.0	<3.0	<3.0	<3.0		720	<3.0
10/05/20																	490	
10/5/2020 Duplicate																	500	
01/11/21	<3.0		<3.0	<3.0	<3.0	<3.0	<3.0	<3.0	<3.0	<3.0	<3.0	<3.0	<3.0	<3.0	<3.0		630	<3.0
04/13/21																	500	
07/12/21	2.1		<3.0	<3.0	<3.0	<3.0	<3.0	<3.0	<3.0	<3.0	<3.0	<3.0	<3.0	<3.0	<3.0		39	<3.0
10/18/21																	100	

Notes: Prepared By: T. Dushek, 10/8/21 Checked By: A. Voit, 11/24/21

- 1.) All units are in ug/L.
- 2.) Bold Values indicate detections
- 3.) J = Estimated Value
- 4.) M = Matrix spike and/or Matrix Spike duplicate recovery outside acceptance limits.
- 5.) Q = Laboratory Control Sample outside acceptance limits.
- 6.) Y = Replicate/Duplicate precision outside acceptance limits.
- 7.) V = Raised quantitation or reporting limit due to limited sample amount or dilution for matrix background interference.

Phenolics - Historical Data
WAULECO, INC - Wausau Facility
Well - W27

Date	2,3,4,6-Tetrachlorophenol	2,3,5,6-Tetrachlorophenol	2,4,5-Trichlorophenol	2,4,6-Trichlorophenol	2,4-Dichlorophenol	2,4,5-Dimethylphenol	2,4-Dinitrophenol	2,6-Dichlorophenol	2-Chlorophenol	2-Methylphenol	2-Nitrophenol	3&4-Methylphenol	4,6-Dinitro-2-Methylphenol	4-Chloro-3-Methylphenol	4-Nitrophenol	Dimoseb	Pentachlorophenol	Phenol
06/24/92		23.5		<10.5	<5.26	<5.26	<10.5		<5.26		32.3		<10.5	15.7	<10.5		16,600	74.4
12/17/92		<1		<1	19	7.9	<1		<0.5		<0.5		<1	81.2	<1		21,300	105
06/30/93	710		<200	<100	<100	<100	<200	<100		<100	<100	<200	<100	<100	<200	<100	10,000	
12/28/93	3,000		400	<100	320	<100	<200	<100		110	<100	<200	370	<100	<200	<100	30,000	
06/22/94	3,000		210	980	150	<100	250	<100		<100	<100	<200	<100	270	340	<100	33,000	
07/06/95	<1300		<500	<500	<500	<500	<2500		<500	<500	<500	<1000	<2500	<1000	<2500	<1300	7,700	<500
07/09/96	<10000		<10000	<10000	<10000	<10000	<20000	<10000	<10000	<10000	<10000	<20000	<10000	<10000	<20000	<10000	3,900	<10000
07/11/97	<0.182		<0.453	<0.469	<0.344	<0.148	<0.269	<0.397	<0.194	<0.252	<0.104	<0.128	<0.362	<0.105	<0.351		25,000	530
06/24/98	<3000		<3000	<3000	<3000	<3000	<3000	<3000	<3000	<3000	<3000	<3000	<3000	<3000	<3000		16,000	<3000
06/08/99	<3000		<3000	<3000	<3000	<3000	<3000	<3000	<3000	<3000	<3000	<3000	<3000	<3000	<3000		14,000	<3000
07/18/00	1,125		800	<150	<150	<150	600	<150	<150	<150	<150	<150	<150	<150	400		13,000	755
01/31/01	<1500		<1500	<1500	<1500	<1500	<1500	<1500	<1500	<1500	<1500	<1500	<1500	<1500	<1500		16,000	<1500
07/11/01	530		<60	<60	<60	<60	<60	<60	<60	<60	<60	<60	90	<60	<60		5,200	<60
08/06/02	760		<600	<600	<600	<600	<600	<600	<600	<600	<600	<600	<600	<600	<600		7,000	<600
07/22/03	320		<150	340	<150	<150	<150	<150	<150	<150	<150	<150	<150	<150	<150		4,900	<150
07/13/04	30J		61	190	<30	<30	99	<30J	<30	30J	<30	<30J	<30J	<30J	64		7,400	110
07/19/05	<600 V		<600 V	<600 V	<600 V	<600 V	<600 V	<600 V	<600 V	<600 V	<600 V	<600 V	<600 V	<600 V	<600 V		4500 V	<600 V
07/19/06	<300		<300	<300	<300	<300	<300	<300	<300	<300	<300	<300	<300	<300	<300		3,500	<300
07/10/07	520		<79	<93	<63	<47	<96	<120	<66	<29	<58	<52	<70	<30	<57		5,500	<24
07/23/08	650		<170	<180	<130	<260	<340	<200	<150	<190	<130	<140	<200	<240	<130		7,800	<67
07/07/09	510		<160	<180	<120	<240	<330	<190	<140	<180	<120	<140	<190	<220	<130		6,200	<63
07/14/10	640		<12	<11	<11	<8.9	<16 M	<13	<9.5	<9.3	<9.8 M	<15	<17	<8.3	<12 M		9,600	<5.2
7/14/2010 Duplicate	700		<12	<11	<11	<8.7	<16	<13	<9.3	<9.1	<9.6	<15	<17	<8.1	<12		10,000	<5.1
07/25/11	290		<1.1	<1.0	<1.0	<0.85	<1.5	<1.2	<0.90	<0.89	<0.93	<1.4	<1.6	<0.78	<1.1		3,500	<0.49
07/10/12	580		<5.6	<5.1	<5.1	<4.2	<7.7	<6.1	<4.4	<4.4	<4.6	<7.1	<8.2	<3.9	<5.6		9,200	5.1
07/05/13	460		<57	<52	<52	<43	<78	<63	<45	<45	<47	<73	<83	<40	<57		6,400	<25
07/09/14	270		<110	<100	<100	<85	<160	<130	<91	<90	<94	<150	<170	<79	<110		4,600	<50
07/09/15	330		<26	<6.2	<26	<9.3	<77	<21	<6.2	<21	<14	<21	<31	<14	<31		4,300	<6.7
07/11/16	350		<12	<51	<13	<20	<30	<41	<12	<15	<12	<17	<31	<14	<20		5,200	<24
07/18/17	250		<12	<52	<13	<21	<30	<41	<12	<15	<12	<18	<31	<14	<21		3,700	<25
7/18/2017 Duplicate	290		<12	<51	<13	<20	<30	<41	<12	<15	<12	<17	<31	<14	<20		3,800	<24
07/18/18	520 Q		<22	<20	<25	<19	<28	<20	<23	<19	<20	<22	<29	<21	<23		5,200	<25
07/18/19	530		<47	<43	<53	<41 Q	<59	<43	<49	<41	<43	<47	<61	<45	<49		4,900	<53
7/18/2019 Duplicate	490		<46	<42	<53	<40 Q	<59	<42	<48	<40	<42	<46	<61	<44	<48		4,700	<53
07/16/20	<3.0		<3.0	<3.0	<3.0	<3.0	<3.0	<3.0	<3.0	<3.0	<3.0	<3.0	<3.0	<3.0	<3.0		5,600	<3.0
10/05/20																	2,400	

Phenolics - Historical Data
 WAULECO, INC - Wausau Facility
 Well - W27

Date	2,3,4,6-Tetrachlorophenol	2,3,5,6-Tetrachlorophenol	2,4,5-Trichlorophenol	2,4,6-Trichlorophenol	2,4-Dichlorophenol	2,4-Dimethylphenol	2,4-Dinitrophenol	2,6-Dichlorophenol	2-Chlorophenol	2-Methylphenol	2-Nitrophenol	3&4-Methylphenol	4,6-Dinitro-2-Methylphenol	4-Chloro-3-Methylphenol	4-Nitrophenol	Dimoseb	Pentachlorophenol	Phenol
01/12/21																	2,700	
04/13/21																	1,800	
4/13/2021 Duplicate																	1,900	
07/12/21	220		<3.0	<3.0	<3.0	<3.0	<3.0	<3.0	<3.0	<3.0	<3.0	<3.0	<3.0	<3.0			2,900	<3.0
10/18/21																	1,900	
10/18/21 Duplicate																	2,000	

Notes:

Prepared By: T. Dushek, 10/8/21

Checked By: A. Voit, 11/24/21

- 1.) All units are in ug/L.
- 2.) Bold Values indicate detections
- 3.) J = Estimated Value
- 4.) M = Matrix spike and/or Matrix Spike duplicate recovery outside acceptance limits.
- 5.) Q = Laboratory Control Sample outside acceptance limits.
- 6.) Y = Replicate/Duplicate precision outside acceptance limits.
- 7.) V = Raised quantitation o

Phenolics - Historical Data
 WAULECO, INC - Wausau Facility
 Well - W28

Date	2,3,4,6-Tetrachlorophenol	2,3,5,6-Tetrachlorophenol	2,4,5-Trichlorophenol	2,4,6-Trichlorophenol	2,4-Dichlorophenol	2,4-Dimethylphenol	2,4-Dinitrophenol	2,6-Dichlorophenol	2-Chlorophenol	2-Methylphenol	2-Nitrophenol	3&4-Methylphenol	4,6-Dinitro-2-Methylphenol	4-Chloro-3-Methylphenol	4-Nitrophenol	Dimoseb	Pentachlorophenol	Phenol
01/08/87																	350	
06/04/87																	887	
09/03/87																	488	
12/03/87																	2710	
03/03/88																	10000	
04/07/88																	6480	
08/10/88																	1100	
11/15/88																	466	
01/26/89																	1750	
04/27/89																	3670	
07/27/89																	57.4	
10/26/89																	226	
01/25/90																	301	
05/03/90																	4460	
09/20/90																	2260	
12/11/90																	2120	
01/29/91																	3150	
05/01/91																	4600	
06/18/91																	4600	
10/08/91																	4270	
07/08/92		<1.49		<1.49	<0.746	<0.746	<1.49		<0.746		<0.746		<1.49	<0.746	<1.49		793	<0.746
12/17/92		4.29		2.62	<0.5	<0.5	<1		<0.5		<0.5		<1	<0.5	<1		6640	3.15
06/29/93	120		<20	<10	<10	<10	<20	<10		<10	<10	<20	<10	<10	<20	<10	2300	
12/28/93	46		<20	<10	<10	<10	<20	<10		<10	<10	<20	<10	<10	<20	<10	800	
06/22/94	53		<20	<10	<10	<10	<20	<10		<10	<10	<20	<10	<10	<20	<10	660	
07/05/95	87		<10	<10	<10	<10	<50		<10	<10	<10	<20	<50	<20	<50	<25	380	<10
07/09/96	<100		<100	<100	<100	<100	<200	<100	<100	<100	<100	<200	<100	<100	<200	<100	83	<100
07/11/97	<0.182		<0.453	<0.469	<0.344	<0.148	<0.269	<0.397	<0.194	<0.252	<0.104	<0.128	<0.362	<0.105	<0.351		150	<0.127
06/24/98	<6		<6	<6	<6	<6	<6	<6	<6	<6	<6	<6	<6	<6	<6		61	<6
06/08/99	<15		<15	<15	<15	<15	<15	<15	<15	<15	<15	<15	<15	<15	<15		34	<15
07/18/00	<3.0		<3.0	<3.0	<3.0	<3.0	<3.0	<3.0	<3.0	<3.0	<3.0	<3.0	<3.0	<3.0	<3.0		4.6	<3.0
01/30/01	<3.0		<60	<3.0	<3.0	<3.0	<60	<3.0	<3.0	<3.0	<3.0	<3.0	<3.0	<3.0	<3.0		360	<3.0
07/10/01	<3.0		<3.0	<3.0	<3.0	<3.0	<3.0	<3.0	<3.0	<3.0	<3.0	<3.0	<3.0	<3.0	<3.0		6.2	<3.0

Phenolics - Historical Data
WAULECO, INC - Wausau Facility
Well - W28

Date	2,3,4,6-Tetrachlorophenol	2,3,5,6-Tetrachlorophenol	2,4,5-Trichlorophenol	2,4,6-Trichlorophenol	2,4-Dichlorophenol	2,4-Dimethylphenol	2,4-Dinitrophenol	2,6-Dichlorophenol	2-Chlorophenol	2-Methylphenol	2-Nitrophenol	3&4-Methylphenol	4,6-Dinitro-2-Methylphenol	4-Chloro-3-Methylphenol	4-Nitrophenol	Dimoseb	Pentachlorophenol	Phenol
08/06/02	<3.0		<3.0	<3.0	<3.0	<3.0	<3.0	<3.0	<3.0	<3.0	<3.0	<3.0	<3.0	<3.0		<3.0	<3.0	
07/23/03	<3.0		<3.0	<3.0	<3.0	<3.0	<3.0	<3.0	<3.0	<3.0	<3.0	<3.0	<3.0	<3.0		<3.0	<3.0	
07/12/04	<3.0		<3.0	<3.0	<3.0	<3.0	<4.0	<3.0	<3.0	<3.0	<3.0	<3.0	<3.0	<4.0		5.8	<3.0	
07/18/05	<3.0		<3.0	<3.0	<3.0	<3.0	<3.0	<3.0	<3.0	<3.0	<3.0	<3.0	<3.0	<3.0		31	<3.0	
07/18/06	39		<3.0	<3.0	<3.0	<3.0	<3.0	<3.0	<3.0	<3.0	<3.0	<3.0	<3.0	<3.0		27	<3.0	
07/10/07	<3.0		<3.0	<3.0	<3.0	<3.0	<3.0	<3.0	<3.0	<3.0	<3.0	<3.0	<3.0	<3.0		<3.0	<3.0	
07/23/08	<3.0		<3.0	<3.0	<3.0	<3.0	<3.0	<3.0	<3.0	<3.0	<3.0	<3.0	<3.0	<3.0		<3.0	<3.0	
07/07/09	<3.0		<3.0	<3.0	<3.0	<3.0	<3.0	<3.0	<3.0	<3.0	<3.0	<3.0	<3.0	<3.0		<3.0	<3.0	
07/13/10	<3.0		<3.0	<3.0	<3.0	<3.0	<3.0	<3.0	<3.0	<3.0	<3.0	<3.0	<3.0	<3.0		<3.0	<3.0	
04/05/11																31		
07/18/11	<1.2		<1.2	<1.1	<1.1	<0.86	<1.6 Q	<1.3	<0.92	<0.91	<0.95	<1.5	<1.7 Q	<0.80	<1.2	<1.2 Q	<0.51	
10/03/11																<3.0		
01/17/12	<3.0		<3.0	<3.0	<3.0	<3.0	<3.0	<3.0	<3.0	<3.0	<3.0	<3.0	<3.0	<3.0		<3.0	<3.0	
04/03/12																28		
07/19/12	<3.0		<3.0	<3.0	<3.0	<3.0	<3.0	<3.0	<3.0	<3.0	<3.0	<3.0	<3.0	<3.0		1.9	<3.0	
07/02/13	<3.0		<3.0	<3.0	<3.0	<3.0	<3.0	<3.0	<3.0	<3.0	<3.0	<3.0	<3.0	<3.0		<3.0	<3.0	
07/10/14	<3.0		<3.0	<3.0	<3.0	<3.0	<3.0	<3.0	<3.0	<3.0	<3.0	<3.0	<3.0	<3.0		1.1	<3.0	
07/07/15	<3.0		<3.0	<3.0	<3.0	<3.0	<3.0	<3.0	<3.0	<3.0	<3.0	<3.0	<3.0	<3.0		<3.0	<3.0	
07/06/16	<3.0		<3.0	<3.0	<3.0	<3.0	<3.0	<3.0	<3.0	<3.0	<3.0	<3.0	<3.0	<3.0		0.45	<3.0	
07/11/17	<3.0		<3.0	<3.0	<3.0	<3.0	<3.0	<3.0	<3.0	<3.0	<3.0	<3.0	<3.0	<3.0		<3.0	<3.0	
07/11/18	<3.0		<3.0	<3.0	<3.0	<3.0	<3.0	<3.0	<3.0	<3.0	<3.0	<3.0	<3.0	<3.0		2.5	<3.0	
07/08/19	<3.0		<3.0	<3.0	<3.0	<3.0	<3.0	<3.0	<3.0	<3.0	<3.0	<3.0	<3.0	<3.0		<3.0	<3.0	
07/07/20	<3.0		<3.0	<3.0	<3.0	<3.0	<3.0	<3.0	<3.0	<3.0	<3.0	<3.0	<3.0	<3.0		2	<3.0	
07/06/21	<3.0		<3.0	<3.0	<3.0	<3.0	<3.0	<3.0	<3.0	<3.0	<3.0	<3.0	<3.0	<3.0		<3.0	<3.0	

Notes:

Prepared By: T. Dushek, 10/8/21

Checked By: A. Voit, 11/24/21

- 1.) All units are in ug/L.
- 2.) Bold Values indicate detections
- 3.) J = Estimated Value
- 4.) M = Matrix spike and/or Matrix Spike duplicate recovery outside acceptance limits.
- 5.) Q = Laboratory Control Sample outside acceptance limits.
- 6.) Y = Replicate/Duplicate precision outside acceptance limits.
- 7.) V = Raised quantitation or reporting limit due to limited sample amount or dilution for matrix background interference.

Phenolics - Historical Data
WAULECO, INC - Wausau Facility
Well - W29-W29R

Date	2,3,4,6-Tetrachlorophenol	2,3,5,6-Tetrachlorophenol	2,4,5-Trichlorophenol	2,4,6-Trichlorophenol	2,4-Dichlorophenol	2,4-Dimethylphenol	2,4-Dinitrophenol	2,6-Dichlorophenol	2-Chlorophenol	2-Methylphenol	2-Nitrophenol	3&4-Methylphenol	4,6-Dinitro-2-Methylphenol	4-Chloro-3-Methylphenol	4-Nitrophenol	Dinoseb	Pentachlorophenol	Phenol
01/08/87																	10,300	
06/04/87																	33,900	
09/03/87																	12,700	
12/03/87																	18,600	
03/03/88																	16,400	
04/07/88																	560	
08/10/88																	1,600	
11/15/88																	12,800	
01/26/89																	19,000	
04/27/89																	16,500	
07/27/89																	12,700	
10/26/89																	8,520	
01/25/90																	4,960	
05/03/90																	37	
09/21/90																	1,420	
12/11/90																	921	
01/30/91																	373	
05/01/91																	419	
06/25/92		<1.02		<1.02	<0.51	<0.51	<1.02		<0.51		<0.51		<1.02	<0.51	<1.02		120	0.714
12/18/92		<1		<1	<0.5	<0.5	<1		<0.5		<0.5		<1	<0.5	<1		1,100	3.31
06/30/93	<1		<1	<1	<1	<10	<1	<1		<10	<1	<20	<1	<10	<1	<1	65	
12/28/93	81		66	<10	<10	<10	<20	<10		<10	<10	<20	<10	<10	<20	<10	440	
06/22/94	31		30	21	<10	<10	<20	<10		<10	<10	<20	<10	<10	<20	<10	120	
07/05/95	140		<10	<10	<10	<10	<50	<10		<10	<10	<20	<50	<20	<50	<25	210	<10
07/09/96	<10		93	60	24	<10	73	<10	<10	<10	<10	<20	450	24	55	<10	2,300	38
07/11/97	<0.182		<0.453	<0.469	<0.344	<0.148	<0.269	<0.397	<0.194	<0.252	<0.104	<0.128	<0.362	<0.105	<0.351		1,500	<0.127
06/23/98	<600		<600	<600	<600	<600	<600	<600	<600	<600	<600	<600	<600	<600	<600		5,500	<600
06/08/99	<3.0		<3.0	<3.0	<3.0	<3.0	<3.0	<3.0	<3.0	<3.0	<3.0	<3.0	<3.0	<3.0	<3.0		<3.0	<3.0
07/18/00	<3		<3	<3	<3	<3	<3	<3	<3	<3	<3	<3	<3	<3	6.2		19	<3
01/30/01	<3.0		3.5	<3.0	<3.0	<3.0	5.5	<3.0	<3.0	<3.0	<3.0	<3.0	<3.0	<3.0	<3.0		3.7	<3.0
07/11/01	<3.0		<3.0	<3.0	<3.0	<3.0	<3.0	<3.0	<3.0	<3.0	<3.0	<3.0	<3.0	<3.0	<3.0		7.2	<3.0
08/06/02	<3.0		<3.0	<3.0	<3.0	<3.0	<3.0	<3.0	<3.0	<3.0	<3.0	<3.0	<3.0	<3.0	<3.0		16	<3.0
07/24/03	<3.0		<3.0	<3.0	<3.0	<3.0	<3.0	<3.0		<3.0	<3.0	<3.0	<3.0	<3.0	<3.0		18	<3.0
07/13/04	<3.0		<3.0	<3.0	4.4	<3.0	<4.0	<3.0	<3.0	<3.0	<3.0	<3.0	<3.0	<3.0	<4.0		32	<3.0
07/20/05	<3.0		<3.0	<3.0	<3.0	<3.0	<3.0	<3.0	<3.0	<3.0	<3.0	<3.0	<3.0	<3.0	<3.0		12	<3.0
07/19/06	<3.0		<3.0	<3.0	<3.0	<3.0	<3.0	<3.0	<3.0	<3.0	<3.0	<3.0	<3.0	<3.0	<3.0		16	<3.0
07/10/07	68		5.1	<5.1	<3.4	<3.0	<5.2	<6.5	<3.6	<3.0	<3.2	<3.0	<3.8	<3.0	<3.1		260	<3.0

Phenolics - Historical Data
WAULECO, INC - Wausau Facility
Well - W29-W29R

Date	2,3,4,6-Tetrachlorophenol	2,3,5,6-Tetrachlorophenol	2,4,5-Trichlorophenol	2,4,6-Trichlorophenol	2,4-Dichlorophenol	2,4-Dimethylphenol	2,4-Dinitrophenol	2,6-Dichlorophenol	2-Chlorophenol	2-Methylphenol	2-Nitrophenol	3&4-Methylphenol	4,6-Dinitro-2-Methylphenol	4-Chloro-3-Methylphenol	4-Nitrophenol	Dinoseb	Pentachlorophenol	Phenol
07/24/08	4.7		<3.0	<3.0	<3.0	<3.0	<3.0	<3.0	<3.0	<3.0	<3.0	<3.0	<3.0	<3.0	<3.0		6.8	<3.0
7/24/2008 Duplicate	5.1		<3.0	<3.0	<3.0	<3.0	<3.0	<3.0	<3.0	<3.0	<3.0	<3.0	<3.0	<3.0	<3.0		7.2	<3.0
07/07/09	<3.0		<3.0	<3.0	<3.0	<3.0	<3.0	<3.0	<3.0	<3.0	<3.0	<3.0	<3.0	<3.0	<3.0		7.7	<3.0
07/14/10	<3.0		<3.0	<3.0	<3.0	<3.0	<3.0	<3.0	<3.0	<3.0	<3.0	<3.0	<3.0	<3.0	<3.0		50	<3.0
07/19/11	180		<1.1	<1.0	<1.0	<0.83	<1.5	<1.2	<0.88	<0.87	<0.91	<1.4	<1.6	<0.77	<1.1		1,700	<0.48
07/09/12	200 V		<11 V	<10 V	<10 V	<8.4 V	<15 V	<12 V	<8.9 V	<8.8 V	<9.2 V	<14 V	<16 V	<7.8 V	<11 V		1,800 V	<4.9 V
07/02/13	<3.0		<3.0	<3.0	<3.0	<3.0	<3.0	<3.0	<3.0	<3.0	<3.0	<3.0	<3.0	<3.0	<3.0		6.4	<3.0
07/07/14	80		<57	<52	<52	<42	<77	<62	<45	<44	<46	<72	<82	<39	<57		690	<25
07/07/15	300		<52	<13	<52	<19	<160	<42	<13	<42	<29	<42	<63	<28	<63		3,300	<14
07/11/16	710		<12	<51	<13	<20	<29	<40	<12	<15	<12	<17	<30	<14	<20		6,600	<24
7/11/2016 Duplicate	660		<12	<51	<13	<20	<29	<40	<12	<15	<12	<17	<30	<14	<20		6,400	<24
07/17/17	490		<12	<50	<13	<20	<29	<40	<12	<15	<12	<17	<30	<14	<20		5,100	<24
07/19/18	68 Q		<23	<21	<26	<20	<29	<21	<24	<20	<21	<23	<30	<22	<24		1,100	<26
7/19/2018 Duplicate	80 Q		<12	<11	<13	<10	<15	<11	<12	<10	<11	<12	<15	<11	<12		1,100	<13
07/16/19	87		<12	<11	<13	<10 Q	<15	<11	<12	<10	<11	<12	<15	<11	<12		410	<13
07/07/20	240		<3.0	<3.0	<3.0	<3.0	<3.0	<3.0	<3.0	<3.0	<3.0	<3.0	<3.0	<3.0	<3.0		1,600	<3.0
10/05/20																	33	
01/12/21																	12	
04/12/21																	43	
07/12/21	35		<3.0	<3.0	<3.0	<3.0	<3.0	<3.0	<3.0	<3.0	<3.0	<3.0	<3.0	<3.0	<3.0		78	<3.0
10/18/21																	4.5	

Notes:

Prepared By: T. Dushek, 10/8/21

Checked By: A. Voit, 11/24/21

- 1.) All units are in ug/L.
- 2.) Bold Values indicate detections
- 3.) J = Estimated Value
- 4.) M = Matrix spike and/or Matrix Spike duplicate recovery outside acceptance limits.
- 5.) Q = Laboratory Control Sample outside acceptance limits.
- 6.) Y = Replicate/Duplicate precision outside acceptance limits.
- 7.) V = Raised quantitation or reporting limit due to limited sample amount or dilution for matrix background interference.

Phenolics - Historical Data
WAULECO, INC - Wausau Facility
Well - W32

Date	2,3,4,6-Tetrachlorophenol	2,3,5,6-Tetrachlorophenol	2,4,5-Trichlorophenol	2,4,6-Trichlorophenol	2,4-Dichlorophenol	2,4-Dimethylphenol	2,4-Dinitrophenol	2,6-Dichlorophenol	2-Chlorophenol	2-Methylphenol	2-Nitrophenol	3&4-Methylphenol	4,6-Dinitro-2-Methylphenol	4-Chloro-3-Methylphenol	4-Nitrophenol	Dinoseb	Pentachlorophenol	Phenol
01/08/87																	<1	
06/04/87																	<1	
09/03/87																	<1	
12/03/87																	<1	
03/03/88																	<1	
04/07/88																	<1	
08/10/88																	1.45	
11/15/88																	<1	
01/26/89																	<1	
04/27/89																	<1	
07/27/89																	<1	
10/26/89																	<1	
01/25/90																	1.67	
05/03/90																	1.14	
09/21/90																	2.13	
12/11/90																	<1	
01/30/91																	8.36	
05/01/91																	<1	
06/19/91																	1.33	
10/08/91																	3.61	
06/24/92		<1.02		<1.02	<0.51	<0.51	2.05		<0.51		<0.51		<1.02	<0.51	<1.02		2.08	0.583
12/19/92		<1		<1	<0.5	<0.5	<1		<0.5		<0.5		<1	<0.5	<1		<1	<0.5
06/29/93	<1		<1	<1	<1	<10	<1	<1		<10	<1	<20	<1	<10	<1	<1	<1	
12/28/93	<10		<20	<10	<10	<10	<20	<10		<10	<10	<20	<10	<10	<20	<10	10	
06/22/94	<10		<20	<10	<10	<10	<20	<10		<10	<10	<20	<10	<10	<20	<10	15	
07/05/95	<25		<10	<10	<10	<10	<50		<10	<10	<10	<20	<50	<20	<50	<25	<50	<10
07/08/96	<10		<10	<10	<10	<10	<20	<10	<10	<10	<10	<20	<10	<10	<20	<10	5.1	<10
07/11/97	<0.182		<0.453	<0.469	<0.344	<0.148	<0.269	<0.397	<0.194	<0.252	5.6	<0.128	<0.362	<0.105	<0.351		7.2	<0.127
06/23/98	<3.0		<3.0	<3.0	<3.0	<3.0	<3.0	<3.0	<3.0	<3.0	<3.0	<3.0	<3.0	<3.0	<3.0		7.9	<3.0
06/07/99	<3.0		<3.0	<3.0	<3.0	<3.0	<3.0	<3.0	<3.0	<3.0	<3.0	<3.0	<3.0	<3.0	<3.0		<3.0	<3.0
07/17/00	<3.0		<3.0	<3.0	<3.0	<3.0	<3.0	<3.0	<3.0	<3.0	<3.0	<3.0	<3.0	<3.0		4.2	<3	<3.0
01/30/01	<3.0		13	<3.0	<3.0	<3.0	15	<3.0	<3.0	<3.0	<3.0	<3.0	<3.0	<3.0		5.7	<3.0	<3.0
07/10/01	<3.0		<3.0	<3.0	<3.0	<3.0	<3.0	<3.0	<3.0	<3.0	<3.0	<3.0	<3.0	<3.0			<3.0	<3.0

Phenolics - Historical Data
 WAULECO, INC - Wausau Facility
 Well - W32

Date	2,3,4,6-Tetrachlorophenol	2,3,5,6-Tetrachlorophenol	2,4,5-Trichlorophenol	2,4,6-Trichlorophenol	2,4-Dichlorophenol	2,4-Dimethylphenol	2,4-Dinitrophenol	2,6-Dichlorophenol	2-Chlorophenol	2-Methylphenol	2-Nitrophenol	3&4-Methylphenol	4,6-Dinitro-2-Methylphenol	4-Chloro-3-Methylphenol	4-Nitrophenol	Dinoseb	Pentachlorophenol	Phenol
08/06/02	<3.0		<3.0	<3.0	<3.0	<3.0	<3.0	<3.0	<3.0	<3.0	<3.0	<3.0	<3.0	<3.0		<3.0	<3.0	
07/24/03	<3.0		<3.0	<3.0	<3.0	<3.0	<3.0	<3.0	<3.0	<3.0	<3.0	<3.0	<3.0	<3.0		<3.0	<3.0	
07/13/04	<3.0		<3.0	<3.0	<3.0	<3.0	<4.0	<3.0	<3.0	<3.0	<3.0	<3.0	<3.0	<4.0		<3.0	<3.0	
07/20/05	<3.0		<3.0	<3.0	<3.0	<3.0	<3.0	<3.0	<3.0	<3.0	<3.0	<3.0	<3.0	<3.0		<3.0	<3.0	
07/18/06	<3.0		<3.0	<3.0	<3.0	<3.0	<3.0	<3.0	<3.0	<3.0	<3.0	<3.0	<3.0	<3.0		3.3	<3.0	
07/09/07	<3.0		<3.0	<3.0	<3.0	<3.0	<3.0	<3.0	<3.0	<3.0	<3.0	<3.0	<3.0	<3.0		<3.0	<3.0	
07/22/08	<3.0		<3.0	<3.0	<3.0	<3.0	<3.0	<3.0	<3.0	<3.0	<3.0	<3.0	<3.0	<3.0		<3.0	<3.0	
07/07/09	<3.0		<3.0	<3.0	<3.0	<3.0	<3.0	<3.0	<3.0	<3.0	<3.0	<3.0	<3.0	<3.0		<3.0	<3.0	
07/14/10	<3.0		<3.0	<3.0	<3.0	<3.0	<3.0	<3.0	<3.0	<3.0	<3.0	<3.0	<3.0	<3.0		<3.0	<3.0	
07/18/11	<1.1		<1.1	<1.0	<1.0	<0.84	<1.5 Q	<1.2	<0.89	<0.88	<0.92	<1.4	<1.6 Q	<0.78	<1.1	<1.1 Q	<0.49	
07/09/12	<3.0		<3.0	<3.0	<3.0	<3.0	<3.0	<3.0	<3.0	<3.0	<3.0	<3.0	<3.0	<3.0		<3.0	<3.0	
07/01/13	<3.0		<3.0	<3.0	<3.0	<3.0	<3.0	<3.0	<3.0	<3.0	<3.0	<3.0	<3.0	<3.0		<3.0	<3.0	
07/07/14	<3.0		<3.0	<3.0	<3.0	<3.0	<3.0	<3.0	<3.0	<3.0	<3.0	<3.0	<3.0	<3.0		<3.0	<3.0	
07/06/15	<3.0		<3.0	<3.0	<3.0	<3.0	<3.0	<3.0	<3.0	<3.0	<3.0	<3.0	<3.0	<3.0		<3.0	<3.0	
07/05/16	<3.0		<3.0	<3.0	<3.0	<3.0	<3.0	<3.0	<3.0	<3.0	<3.0	<3.0	<3.0	<3.0		<3.0	<3.0	
07/10/17	<3.0		<3.0	<3.0	<3.0	<3.0	<3.0	<3.0	<3.0	<3.0	<3.0	<3.0	<3.0	<3.0		<3.0	<3.0	
07/10/18	<3.0		<3.0	<3.0	<3.0	<3.0	<3.0	<3.0	<3.0	<3.0	<3.0	<3.0	<3.0	<3.0		<3.0	<3.0	
07/08/19	<3.0		<3.0	<3.0	<3.0	<3.0	<3.0	<3.0	<3.0	<3.0	<3.0	<3.0	<3.0	<3.0		<3.0	<3.0	
07/06/20	<3.0		<3.0	<3.0	<3.0	<3.0	<3.0	<3.0	<3.0	<3.0	<3.0	<3.0	<3.0	<3.0		<3.0	<3.0	
10/05/20																	<3.0	
01/11/21																	<3.0	
04/12/21																	<3.0	
07/07/21	<3.0		<3.0	<3.0	<3.0	<3.0	<3.0	<3.0	<3.0	<3.0	<3.0	<3.0	<3.0	<3.0		<3.0	<3.0	
10/18/21																	<3.0	

Notes:

Prepared By: T. Dushek, 10/8/21

Checked By: A. Voit, 11/24/21

- 1.) All units are in ug/L.
- 2.) Bold Values indicate detections
- 3.) J = Estimated Value
- 4.) M = Matrix spike and/or Matrix Spike duplicate recovery outside acceptance limits.
- 5.) Q = Laboratory Control Sample outside acceptance limits.
- 6.) Y = Replicate/Duplicate precision outside acceptance limits.
- 7.) V = Raised quantitation or reporting limit due to limited sample amount or dilution for matrix background interference.

Phenolics - Historical Data
WAULECO, INC - Wausau Facility
Well - W33

Date	2,3,4,6-Tetrachlorophenol	2,3,5,6-Tetrachlorophenol	2,4,5-Trichlorophenol	2,4,6-Trichlorophenol	2,4-Dichlorophenol	2,4-Dimethylphenol	2,4-Dinitrophenol	2,6-Dichlorophenol	2-Chlorophenol	2-Methylphenol	2-Nitrophenol	3&4-Methylphenol	4,6-Dinitro-2-Methylphenol	4-Chloro-3-Methylphenol	4-Nitrophenol	Pentachlorophenol	Phenol
08/07/02	2,000		<750	<750	<750	1,000	<750	880	6,500	6,100	2,300	3,000	<750	<750	<750	9,600	7,100
07/24/03	4,000		<1500	<1500	1600	<1500	<1500	<1500	3,300	1,600	2,900	<1500	<1500	<1500	13,000	<1500	
07/14/04	<1500		<1500	<1500	3900	1500J	4,000	<1500	<1500	9,000	3,300	6,200	<1500	<1500	<2000	28,000	23,000
07/21/05	1400 V		<600 V	<600 V	<600 V	<600 V	<600 V	<600 V	6200 V	2800 V	16000 V	2400 V	600 V	<600 V	<600 V	8600 V	<600 V
01/23/07	5,700		<3000	<3000	<3000	<3000	<3000	<3000	7,300	66,000	<3000	<3000	<3000	<3000	30,000	33,000	
07/11/07	3,100		<410	<490	<330	<250	<500	<630	<340	<150	<300	<270	<370	<160	<300	18,000	<130
07/24/08	1,900		<450	<490	<350	<680	<910	<520	<390	<490	<340	<380	<530	<630	<350	16,000	<180
07/07/09	900		<160	<170	<120	<240	<320	<190	<140	<180	<120	<140	<190	<220	<130	7,200	<63
01/19/10	630		<160	<180	<130	<250	<330	<190	<140	<180	<120	<140	<190	<230	<130	2,500	<64
07/15/10	970		<220	<200	<200	<160	<300	<240	<170	<170	<180	<280	<320	<150	<220	7,200	<96
01/26/11	580		<230	<210	<210	<170	<320	<250	<180	<180	<190	<290	<340 Q	<160	<230	5,700	<100
07/25/11	150		<1.1	<1.0	<1.0	<0.83	<1.5	<1.2	<0.88	<0.87	<0.91	<1.4	<1.6	<0.77	<1.1	2,100	<0.48
01/23/12	990		<57	<52	<52	<42	<77	<62	<45	<44	<46	<72	<82	<39	<57	9,100	<25
07/09/12	530		<12	<11	<11	<8.8	<16	<13	<9.4	<9.2	<9.7	<15	<17	<8.2	<12	3,700	<5.2
01/08/13	1,000		<220	<200	<200	<170	<310	<240	<180	<180	<180	<290	<330	<160	<220	7,800	<98
07/08/13	360		<220	<200	<200	<170	<300	<240	<180	<170	<180	<280	<320	<150	<220	3,000	<97
01/22/14	760		<230	<210	<210	<170	<310	<250	<180	<180	<190	<290	<330	<160	<230	5,900	<99
07/07/14	370		<230	<210	<210	<170	<310	<250	<180	<180	<190	<290	<330	<160	<230	3,200	<99
01/15/15	1,500		<100	<25	<100	<37	<310	<82	<25	<82	<58	<82	<120	<56	<120	8,800	<27
07/09/15	220		<100	<25	<100	<37	<310	<82	<25	<82	<58	<82	<120	<56	<120	1,700	<27
01/14/16	660		<110	<26	<110	<38	<320	<85	<26	<85	<60	<85	<130	<57	<130	4,200	<28
07/12/16	430		<25	<110	<27	<42	<61	<84	<25	<32	<25	<36	<63	<29	<42	3,300	<51
01/19/17	2,000		<48	<200	<53	<81	<120	<160	<48	<61	<48	<69	<120	<57	<81	14,000	<97
07/18/17	1,200		<32	<130	<35	<54	<78	<110	<32	<40	<32	<46	<81	<38	<54	7,400	<65
01/11/18	1,500		<120	<110	<130	<100	<150	<110	<120	<100	<110	<120	<150	<110	<120	10,000	<130
07/19/18	430 Q		<11	<10	<12	<9.5	<14	<10	<11	<9.5	<10	<11	<14	<10	<11	2,800	<12
01/28/19	1,100		<44	<40	<50	<38	<56	<40	<46	<38	<40	<44	<58	<42	<46	8,000	<50
07/15/19	30		<46	<42	<53	<40	<59	<42	<48	<40	<42	<46	<61	<44	<48	1,500	<53
01/14/20	720 Q		<3.0	<3.0	<3.0	<3.0	<3.0	<3.0	<3.0	<3.0	<3.0	<3.0	<3.0	<3.0	<3.0	5,600	<3
07/14/20	260		<3.0	<3.0	<3.0	<3.0	<3.0	<3.0	<3.0	<3.0	<3.0	<3.0	<3.0	<3.0	<3.0	2,400	<3
01/12/21	1,900		<3.0	<3.0	<3.0	<3.0	<3.0	<3.0	<3.0	<3.0	<3.0	<3.0	<3.0	<3.0	<3.0	14,000	<3
07/14/21	43 Q		<3.0	<3.0	<3.0	<3.0	<3.0	<3.0	<3.0	<3.0	<3.0	<3.0	<3.0	<3.0	<3.0	340	<3

Notes:

Prepared By: T. Dushek, 10/8/21

Checked By: A. Voit, 11/24/21

- 1.) All units are in ug/L.
- 2.) Bold Values indicate detections
- 3.) J = Estimated Value
- 4.) M = Matrix spike and/or Matrix Spike duplicate recovery outside acceptance limits.
- 5.) Q = Laboratory Control Sample outside acceptance limits.
- 6.) Y = Replicate/Duplicate precision outside acceptance limits.
- 7.) V = Raised quantitation or reporting limit due to limited sample amount or dilution for matrix background interference.

Phenolics - Historical Data
 WAULECO, INC - Wausau Facility
 Well - W36

Date	2,3,4,6-Tetrachlorophenol	2,3,5,6-Tetrachlorophenol	2,4,5-Trichlorophenol	2,4,6-Trichlorophenol	2,4-Dichlorophenol	2,4-Dimethylphenol	2,4-Dinitrophenol	2,6-Dichlorophenol	2-Chlorophenol	2-Methylphenol	2-Nitrophenol	3&4-Methylphenol	4,6-Dinitro-2-Methylphenol	4-Chloro-3-Methylphenol	4-Nitrophenol	Dinoseb	Pentachlorophenol	Phenol
02/20/92		<1		<1	<0.5	22.1	<1		<0.5		<0.5		<1	<0.5	<1		7,180	<0.5
08/03/92		<1		<10	11.3	<0.5	<10		<5		<5		<1	<0.5	<1		14,800	155
09/17/92		26		<1	132	29.2	15.2		<0.5		240		<1	<0.5	67		8,350	<0.5
09/13/95	<1000		<1000	<1000	<1000	<1000	<2000	<1000	<1000	<1000	<1000	<2000	<1000	<1000	<2000	<1000	1,700	<1000
07/10/96	<500		<500	<500	<500	<500	<1000	<500	<500	<500	<500	<1000	<500	<500	<1000	<500	1,800	<500
07/11/97	120		94	71	480	210	660	430	<0.194	1400	1200	440	<0.362	240	110		1,600	1600
01/02/98	57		<0.453	<0.469	310	170	430	230	<0.194	540	420	190	150	160	<0.351		480	<0.127
06/25/98	<30		<30	<30	<30	<30	<30	<30	93	46	52	<30	<30	<30	<30		190	46
01/27/99			30						89	43		33					240	60
06/09/99	<30		<30	<30	<30	<30	<30	<30	<30	<30	<30	<30	<30	<30	<30		67.0	<30
01/11/00	<30		<30	<30	<30	<30	<30	<30	<30	<30	<30	<30	<30	<30	<30		280	<30
07/18/00	<3		<3	<3	12.5	4.75	<3	13	130	32	9.75	52.5	<3	<3	9		65	62
01/31/01	<30		<30	<30	<30	<30	<30	<30	<30	<30	<30	<30	<30	<30	<30		360	<30
07/11/01	11		<3.0	<3.0	<3.0	<3.0	<3.0	<3.0	3.6	<3.0	<3.0	<3.0	<3.0	<3.0	<3.0		120	<3.0
01/15/02	5.5		<3.0	3.5	<3.0	<3.0	<3.0	<3.0	12	6.8	<3.0	4.1	<3.0	<3.0	<3.0		43	3.7
08/06/02	<30		<30	<30	<30	<30	<30	<30	<30	<30	<30	<30	<30	<30	<30		31	<30
01/15/03	14		<3.0	<3.0	5.9	4.2	4.6	<3.0	<3.0	<3.0	8.9	<3.0	<3.0	<3.0	<3.0		140	<3.0
07/22/03	4.2		<3.0	<3.0	<3.0	<3.0	<3.0	<3.0	<3.0	3.2	<3.0	<3.0	<3.0	<3.0	<3.0		43	11
01/21/04	3.1J		<3.0	<3.0	<3.0J	<3.0	<3.0	<3.0	3.9	4.4	<3.0	<3.0	<3.0J	<3.0	<3.0J		45	3
07/14/04	<3.0		<3.0	<3.0	<3.0	<3.0	<4.0	<3.0J	<3.0	5.4	<3.0J	<3.0J	<3.0	<3.0	<4.0		65	22
01/20/05	<3.0		<3.0	<3.0	<3.0	<3.0	<3.0	<3.0	5	<3.0	8.2	3.1 J	<3.0	<3.0	<3.0		24	4.5
07/21/05	6.5		<3.0	<3.0	<3.0	<3.0	<3.0	<3.0	4.9	<3.0	4.9	<3.0	<3.0	<3.0	<3.0		81	21
01/18/06	8.5 V		<6.0 V	<6.0 V	<6.0 V	<6.0 V	<6.0 V	<6.0 V	<6.0 V	<6.0 V	<6.0 V	<6.0 V	<6.0 V	<6.0 V	<6.0 V		89 V	<6.0 V
07/18/06	<6.0		<6.0	<6.0	<6.0	<6.0	<6.0	<6.0	<6.0	<6.0	<6.0	<6.0	<6.0	<6.0	<6.0		16	<6.0
01/23/07	<3.0		<3.0	<3.0	<3.0	<3.0	<3.0	<3.0	<3.0	<3.0	<3.0	<3.0	<3.0	<3.0	<3.0		11	<3.0
07/10/07	<3.0		<3.0	<3.0	<3.0	<3.0	<3.0	<3.0	<3.0	<3.0	<3.0	<3.0	<3.0	<3.0	<3.0		11	<3.0
7/10/2007 Duplicate	3		<3.0	<3.0	<3.0	<3.0	<3.0	<3.0	<3.0	<3.0	<3.0	<3.0	<3.0	<3.0	<3.0		42	<3.0
01/29/08	<3.0		<3.0	<3.0	<3.0	<3.0	<3.0	<3.0	<3.0	<3.0	<3.0	<3.0	<3.0	<3.0	<3.0		8.1	<3.0
1/29/2008 Duplicate	<3.0		<3.0	<3.0	<3.0	<3.0	<3.0	<3.0	<3.0	<3.0	<3.0	<3.0	<3.0	<3.0	<3.0		8.2	<3.0
07/23/08	<3.0		<3.0	<3.0	<3.0	<3.0	<3.0	<3.0	<3.0	<3.0	<3.0	<3.0	<3.0	<3.0	<3.0		4.1	<3.0
01/20/09	<3.0		<3.0	<3.0	<3.0	<3.0	<3.0Q	<3.0	<3.0	<3.0	<3.0	<3.0	<3.0	<3.0	<3.0		<3.0	<3.0
1/20/2009 Duplicate	<3.0		<3.0	<3.0	<3.0	<3.0	<3.0Q	<3.0	<3.0	<3.0	<3.0	<3.0	<3.0	<3.0	<3.0		<3.0	<3.0
07/06/09	<3.0		<3.0	<3.0	<3.0	<3.0	<3.0	<3.0	<3.0	<3.0	<3.0	<3.0	<3.0	<3.0	<3.0		<3.0	<3.0
01/18/10	<3.0		<3.0	<3.0	<3.0	<3.0	<3.0	<3.0	<3.0	<3.0	<3.0	<3.0	<3.0	<3.0	<3.0		<3.0	<3.0
07/14/10	<3.0		<3.0	<3.0	<3.0	<3.0	<3.0	<3.0	<3.0	<3.0	<3.0	<3.0	<3.0	<3.0	<3.0		8.6	<3.0

Phenolics - Historical Data
WAULECO, INC - Wausau Facility
Well - W36

Date	2,3,4,6-Tetrachlorophenol	2,3,5,6-Tetrachlorophenol	2,4,5-Trichlorophenol	2,4,6-Trichlorophenol	2,4-Dichlorophenol	2,4-Dimethylphenol	2,4-Dinitrophenol	2,6-Dichlorophenol	2-Chlorophenol	2-Methylphenol	2-Nitrophenol	3&4-Methylphenol	4,6-Dinitro-2-Methylphenol	4-Chloro-3-Methylphenol	4-Nitrophenol	Dinoseb	Pentachlorophenol	Phenol
01/24/11	<3.0		<3.0	<3.0	<3.0	<3.0	<3.0	<3.0	<3.0	<3.0	<3.0	<3.0	<3.0	<3.0	<3.0		3	<3.0
07/19/11	<1.1		<1.1	<1.0	<1.0	<0.84	<1.5	<1.2	<0.89	<0.88	<0.92	<1.4	<1.6	<0.78	<1.1		7.8	<0.49
01/18/12	<3.0		<3.0	<3.0	<3.0	<3.0	<3.0	<3.0	<3.0	<3.0	<3.0	<3.0	<3.0	<3.0	<3.0		<3.0	<3.0
07/09/12	<3.0		<3.0	<3.0	<3.0	<3.0	<3.0	<3.0	<3.0	<3.0	<3.0	<3.0	<3.0	<3.0	<3.0		1.1	<3.0
01/07/13	<3.0		<3.0	<3.0	<3.0	<3.0	<3.0	<3.0	<3.0	<3.0	<3.0	<3.0	<3.0	<3.0	<3.0		1.2	<3.0
07/02/13	<3.0		<3.0	<3.0	<3.0	<3.0	<3.0	<3.0	<3.0	<3.0	<3.0	<3.0	<3.0	<3.0	<3.0		3.6	<3.0
07/09/14	<3.0		<3.0	<3.0	<3.0	<3.0	<3.0	<3.0	<3.0	<3.0	<3.0	<3.0	<3.0	<3.0	<3.0		6.8	<3.0
07/07/15	1.1		<3.0	<3.0	<3.0	<3.0	<3.0	<3.0	<3.0	<3.0	<3.0	<3.0	<3.0	<3.0	<3.0		15	<3.0
07/06/16	<3.0		<3.0	<3.0	<3.0	<3.0	<3.0	<3.0	<3.0	<3.0	<3.0	<3.0	<3.0	<3.0	<3.0		5	<3.0
07/11/17	2.0		<3.0	<3.0	<3.0	<3.0	<3.0	<3.0	<3.0	<3.0	<3.0	<3.0	<3.0	<3.0	<3.0		31	<3.0
07/12/18	2.8		<3.0	<3.0	<3.0	<3.0	<3.0	<3.0	<3.0	<3.0	<3.0	<3.0	<3.0	<3.0	<3.0		29	<3.0
07/09/19	0.74		<3.0	<3.0	<3.0	<3.0	<3.0	<3.0	<3.0	<3.0	<3.0	<3.0	<3.0	<3.0	<3.0		10	<3.0
07/08/20	<3.0		<3.0	<3.0	<3.0	<3.0	<3.0	<3.0	<3.0	<3.0	<3.0	<3.0	<3.0	<3.0	<3.0		7	<3.0
07/07/21	<3.0		<3.0	<3.0	<3.0	<3.0	<3.0	<3.0	<3.0	<3.0	<3.0	<3.0	<3.0	<3.0	<3.0		19	<3.0

Notes: Prepared By: T. Dushek, 10/8/21 Checked By: A. Voit, 11/24/21

- 1.) All units are in ug/L.
- 2.) Bold Values indicate detections
- 3.) J = Estimated Value
- 4.) M = Matrix spike and/or Matrix Spike duplicate recovery outside acceptance limits.
- 5.) Q = Laboratory Control Sample outside acceptance limits.
- 6.) Y = Replicate/Duplicate precision outside acceptance limits.
- 7.) V = Raised quantitation or reporting limit due to limited sample amount or dilution for matrix background interference.

Phenolics - Historical Data
WAULECO, INC - Wausau Facility
Well - W39

Date	2,3,4,6-Tetrachlorophenol	2,3,5,6-Tetrachlorophenol	2,4,5-Trichlorophenol	2,4,6-Trichlorophenol	2,4-Dichlorophenol	2,4-Dimethylphenol	2,4-Dinitrophenol	2,6-Dichlorophenol	2-Chlorophenol	2-Methylphenol	2-Nitrophenol	3&4-Methylphenol	4,6-Dinitro-2-Methylphenol	4-Chloro-3-Methylphenol	4-Nitrophenol	Dinoseb	Pentachlorophenol	Phenol
06/17/92		360		236	835	569	<10.3		<25.8		<25.8		13.3	33.9	171		9,290	<25.8
12/18/92		403		267	1,710	<50	<100		<50		<50		<100	<50	178		13,900	<50
06/21/94	2,900		1,000	3,500	6,900	2,700	420	1,500		<100	5,200	8,400	310	550	1,300	<100	6,900	
03/10/95	<1000		<2000	<1000	<1000	1,500	<2000	<1000		3,600	10,000	3,100	<1000	<1000	<2000	<1000	3,700	
09/13/95	<1000		<1000	<1000	<1000	1,500	<2000	<1000	<1000	3,300	<1000	<2000	<1000	<1000	<2000	<1000	1,200	<1000
12/18/95	<1000		<1000	<1000	<1000	1,500	<2000	<1000	<1000	2,100	2,800	4,400	<1000	<1000	<2000	<1000	2,400	<1000
03/20/96	<1000		<1000	<1000	1,100	1,500	<2000	<1000	5000	2,300	6,700	<2000	<1000	<1000	<2000	<1000	1,900	6900
07/09/96	<1000		<1000	<1000	<1000	<1000	<2000	<1000	<1000	<1000	<1000	<2000	<1000	<1000	<2000	<1000	170	1000
01/21/97	<7.9		<7.5	<7.3	<8.2	<16	<7.4	<9	<12	<8.1	<16	<18	<7.7	<7.1	<7.6	<8.8	782	<11
07/11/97	<0.182		<0.453	<0.469	2,800	<0.148	<0.269	3,400	<0.194	3,800	3,300	<0.128	<0.362	<0.105	<0.351		2,300	3600
01/02/98	<0.182		<0.453	310	2,600	<0.148	2,400	710	2400	3,800	2,200	<0.128	840	1,200	<0.351		1,100	<0.127
06/24/98	<150		<150	<150	<150	<150	<150	400	640	510	320	<150	<150	<150	<150		830	2800
06/09/99	<150		<150	<150	<150	<150	<150	<150	510	<150	180	<150	<150	<150	<150		1,800	560
07/19/00	<1500		<1500	<1500	3,200	<1500	<1500	3,900	10000	4,200	5,200	8,900	<1500	<1500	3,300		3,300	13000
08/06/02	300		270	230	1,200	1,600	230	2,600	2,100	2,300	3,100	6,100	<150	190	<150		750	5,300
01/15/03	240		<150	<150	720	300	<150	<150	<150	1400	1500	1200	<150	<150	<150		510	<150
07/22/03	1,100		<150	<150	<150	<150	<150	<150	190	210	<150	180	<150	<150	<150		820	<150
01/20/04	<150		<150	<150	<150J	<150	<150	<150	290	510	<150J	210J	<150	<150	<150J		550	230
07/14/04	<300		300J	<300J	<300J	420J	630	<300	450J	4,800	1,100	1,400	<300J	<300	<400		1,000	3,200
01/20/05	<150 V		<150 V	<150 V	<150 V	<150 V	<150 V	<150 V	710 V	350 V	1400 V	360 V	<150 V	<150 V	<150 V		1200 V	340 V
07/20/05	<60 V		<60 V	<60 V	<60 V	<60 V	<60 V	<60 V	<60 V	<60 V	<60 V	<60 V	<60 V	<60 V	<60 V		330 V	<60 V
01/17/06	130 V		<60 V	<60 V	<60 V	<60 V	<60 V	<60 V	150 V	<60 V	250 V	<60 V	<60 V	<60 V	<60 V		1600 V	<60 V
07/19/06	77		<60 V	<60	<60	100	<60	<60	460	110	1,600	200	77	<60	<60		820	480
01/23/07	950		<300	<300	<300	<300	<300	<300	<300	350	3,200	<300	<300	<300	<300		8,200	1,200
07/11/07	260		<73	<86	<58	<43	<88	<110	<61	<26	<54	<47	<65	<27	<53		2,600	<22
01/28/08	63		<29	<34	<23	<17	<35	<44	<24	<11	<21	<19	<26	<11	<21		960	<8.9
07/24/08	630		<81	<88	<62	<120	<160	<94	<69	<89	<61	<68	<95	<110	<63		4,100	<32
01/21/09	120		<45	<49	<35	<69	<92	<53Q	<39	<50	<34	<39	<53	<63	<36		1,300	<18
07/07/09	310		<81	<89	<63	<120	<160	<95	<70	<90	<62	<69	<96	<110	<64		3,400	<32
01/19/10	150		<40	<43	<31	<61	<81	<46	<34	<44	<30	<34	<47	<56	<31		910	<16
1/19/2010																		
Duplicate	130		<40	<43	<31	<61	<81	<46	<34	<44	<30	<34	<47	<56	<31		740	<16
07/14/10	1,600		<57	<52	<52	<42	<77	<62	<45	<44	<46	<72	<82	<39	<57		9,100	<25
01/25/11	1,100		<230	<210	<210	<170	<310	<250	<180	<180	<190	<290	<330 Q	<160	<230		7,300	<100
1/25/2011																		
Duplicate	1,100		<230	<210	<210	<170	<310	<250	<180	<180	<190	<290	<330 Q	<160	<230		6,900	<99
04/06/11																	4,000	
07/25/11	520		<1.1	<1.0	<1.0	<0.84	<1.5	<1.2	<0.89	<0.88	<0.92	<1.4	<1.6	<0.78	<1.1		3,700	<0.49
10/03/11																	3,500	

Phenolics - Historical Data
WAULECO, INC - Wausau Facility
Well - W39

Date	2,3,4,6-Tetrachlorophenol	2,3,5,6-Tetrachlorophenol	2,4,5-Trichlorophenol	2,4,6-Trichlorophenol	2,4-Dichlorophenol	2,4-Dimethylphenol	2,4-Dinitrophenol	2,6-Dichlorophenol	2-Chlorophenol	2-Methylphenol	2-Nitrophenol	3&4-Methylphenol	4,6-Dinitro-2-Methylphenol	4-Chloro-3-Methylphenol	4-Nitrophenol	Dinoseb	Pentachlorophenol	Phenol
01/17/12	220		<60	<54	<54	<45	<82	<65	<47	<47	<49	<76	<87	<41	<60		3,800	<26
1/17/2012 Duplicate	140		<56	<51	<51	<41	<76	<61	<44	<43	<45	<71	<81	<38	<56		2,500	<24
04/03/12																	2,200	
07/10/12	110		<11	<10	<10	<8.3	<15	<12	<8.8	<8.7	<9.1	<14	<16	<7.7	<11		1,200	<4.8
01/04/13	140		<110	<100	<100	<85	<150	<120	<90	<89	<93	<140	<160	<78	<110		2,300	<49
1/4/2013 Duplicate	<110		<110	<100	<100	<85	<160	<130	<91	<90	<94	<150	<170	<79	<110		1,800	<50
07/08/13	<110		<110	<100	<100	<83	<150	<120	<88	<87	<91	<140	<160	<77	<110		1,000	<48
01/21/14	170		<110	<100	<100	<85	<150	<120	<90	<89	<93	<140	<160	<78	<110		2,700	<49
07/08/14	<110		<110	<100	<100	<84	<150	<120	<89	<88	<92	<140	<160	<78	<110		1,100	<49
01/15/15	<100		<52	<12	<52	<19	<150	<41	<12	<41	<29	<41	<62	<28	<62		1,600	<13
07/09/15	54		<10	<3.0	<10 M	<3.7	<31 M	<8.2	<3.0	<8.2	<5.8 M	<8.2	<12 MY	<5.6	<12		970 M	<3.0
01/14/16	<100		<52	<12	<52	<19	<150	<41	<12	<41	<29	<41	<62	<28	<62		1,600	<13
07/07/16	33		<3.0	<10.0	<3.0	<4.0	<5.9	<8.1	<3.0	<3.0	<3.0	<3.4	<6.1	<3.0	<4.0		790	<4.8
01/19/17	96		<6.2	<26	<6.7	<10	<15	<21	<6.2	<7.7	<6.2	<8.8	<15	<7.2	<10		1,700	<12
07/11/17	40		3.0	<10	<3.0	<4.0	<5.9	<8.1	<3.0	<3.0	<3.0	<3.4	<6.1	<3.0	<4.0		800	<4.8
01/09/18	53		<12	<11	<13	<10	<15	<11	<12	<10	<11	<12	<15	<11	<12		980	<13
07/12/18	26		<11	<10	<12	<9.5	<14	<10	<11	<9.5	<10	<11	<14	<10	<11		620	<12
01/21/19	30		<4.4	<4.0	<5.0	<3.8	<5.6	<4.0	<4.6	<3.8	<4.0	<4.4	<5.8	<4.2	<4.6		720	>5.0
1/21/2019 Duplicate	33		<4.4	<4.0	<5.0	<3.8	<5.6	<4.0	<4.6	<3.8	<4.0	<4.4	<5.8	<4.2	<4.6		720	<5.0
7/2019																		

Notes:

Prepared By: T. Dushek, 8/20/19

Checked By: A. Voit, 11/27/19

- 1.) All units are in ug/L.
- 2.) Bold Values indicate detections
- 3.) J = Estimated Value
- 4.) M = Matrix spike and/or Matrix Spike duplicate recovery outside acceptance limits.
- 5.) Q = Laboratory Control Sample outside acceptance limits.
- 6.) Y = Replicate/Duplicate precision outside acceptance limits.
- 7.) V = Raised quantitation or reporting limit due to limited sample amount or dilution for matrix background interference.

Phenolics - Historical Data
WAULECO, INC - Wausau Facility
Well - W40-W40R

Date	2,3,4,6-Tetrachlorophenol	2,3,5,6-Tetrachlorophenol	2,4,5-Trichlorophenol	2,4,6-Trichlorophenol	2,4-Dichlorophenol	2,4-Dimethylphenol	2,4-Dinitrophenol	2,6-Dichlorophenol	2-Chlorophenol	2-Methylphenol	2-Nitrophenol	3&4-Methylphenol	4,6-Dinitro-2-Methylphenol	4-Chloro-3-Methylphenol	4-Nitrophenol	Dinoseb	Pentachlorophenol	Phenol
01/19/10	650		<16	<18	<13	<25	<33	<19	<14	<18	<13	<14	<19	<23	<13		6,400	<6.5
07/15/10	1,100		<110	<100	<100	<85	<150	<120	<90	<89	<93	<140	<160	<78	<110		8,100	<49
01/25/11	1,400		<560	<510	<510	<420	<770	<610	<440	<440	<460	<710	<820 Q	<390	<560		13,000	<240
07/25/11	630		<230	<210	<210	<170	<310	<250	<180	<180	<190	<290	<330	<160	<230		6,400	<99
01/18/12	<590		<12	<11	<11	<8.7	<16	<13	<9.3	<9.1	<9.6	<15	<17	<8.1	<12		6,200	<5.1
07/09/12	900 M		<11	<10	<10	<8.4	<15 M	<12	<8.9	<8.8	<9.2	<14	<16	<7.8	<11 M		10,000 M	<4.9
01/07/13	510		<230	<210	<210	<170	<320	<260	<190	<180	<190	<300	<340	<160	<230		4,400	<100
07/08/13	900		<280	<250	<250	<210	<380	<300	<220	<220	<230	<350	<400	<190	<280		8,300	<120
01/21/14	750		<230	<210	<210	<170	<310	<250	<180	<180	<190	<290	<330	<160	<230		7,800	<99
07/08/14	690		<560	<510	<510	<410	<760	<610	<440	<430	<450	<710	<810	<380	<560		8,500	<240
01/15/15	1,000		<130	<31	<130	<46	<390	<100	<31	<100	<72	<100	<150	<70	<150		10,000	<34
07/09/15	590		<100	<25	<100	<37	<310	<82	<25	<82	<58	<82	<120	<56	<120		6,800	<27
01/19/16	1,300		<130	<30	<130	<45	<380	<100	<30	<100	<71	<100	<150	<68	<150		12,000	<33
07/12/16	830		<24	<100	<26	<40	<59	<81	<24	<30	<24	<34	<61	<28	<40		9,500	<48
01/19/17	940		<49	<200	<53	<82	<120	<160	<49	<61	<49	<69	<120	<57	<82		11,000	<98
07/18/17	1,700		<60	<250	<65	<100	<150	<200	<60	<75	<60	<85	<150	<70	<100		19,000	<120
01/15/18	950		<12	<11	<13	<10	<15	<11	<12	<10	<11	<12	<15	<11	<12		10,000	<13
07/19/18	900 Q		<59	<54	<66	<51	<74	<54	<61	<51	<54	<59	<77	<56	<61		9,600	<66
01/28/19	670		<45	<41	<51	<39	<57	<41	<47	<39	<41	<45	<59	<43	<47		7,400	<51
07/18/19	120		<23	<21	<26	<20 Q	<29	<21	<24	<20	<21	<23	<30	<22	<24		2,000	<26
01/23/20	390		<3.0	<3.0	<3.0	<3.0	<3.0	<3.0	<3.0	<3.0	<3.0	<3.0	<3.0	<3.0	<3.0		4,400	<3
07/16/20	280		<3.0	<3.0	<3.0	<3.0	<3.0	<3.0	<3.0	<3.0	<3.0	<3.0	<3.0	<3.0	<3.0		4,300	<3
7/16/2020 Duplicate	290		<3.0	<3.0	<3.0	<3.0	<3.0	<3.0	<3.0	<3.0	<3.0	<3.0	<3.0	<3.0	<3.0		4,200	<3
01/13/21	<3		<3.0	<3.0	<3.0	<3.0 Q	<3.0	<3.0	<3.0	<3.0	<3.0	<3.0	<3.0	<3.0	<3.0		3,400	<3
07/14/21	280 Q		<3.0	<3.0	<3.0	<3.0	<3.0	<3.0	<3.0	<3.0	<3.0	<3.0	<3.0	<3.0	<3.0		3,200	<3

Notes: Prepared By: T. Dushek, 10/8/21 Checked By: A. Voit, 11/24/21

- 1.) All units are in ug/L.
- 2.) Bold Values indicate detections
- 3.) J = Estimated Value
- 4.) M = Matrix spike and/or Matrix Spike duplicate recovery outside acceptance limits.
- 5.) Q = Laboratory Control Sample outside acceptance limits.
- 6.) Y = Replicate/Duplicate precision outside acceptance limits.
- 7.) V = Raised quantitation or reporting limit due to limited sample amount or dilution for matrix background interference.

Phenolics - Historical Data
WAULECO, INC - Wausau Facility
Well - W41

Date	2,3,4,6-Tetrachlorophenol	2,3,5,6-Tetrachlorophenol	2,4,5-Trichlorophenol	2,4,6-Trichlorophenol	2,4-Dichlorophenol	2,4-Dimethylphenol	2,4-Dinitrophenol	2,6-Dichlorophenol	2-Chlorophenol	2-Methylphenol	2-Nitrophenol	3&4-Methylphenol	4,6-Dinitro-2-Methylphenol	4-Chloro-3-Methylphenol	4-Nitrophenol	Dinoseb	Pentachlorophenol	Phenol
02/25/92		<20		<20	119	<10	<20		<10		85.9		<20	68	<20		8,610	<10
06/16/92		441		703	227	60.9	170		<5.1		143		<51	44.1	<51		16,600	<5.1
09/17/92		<1		<1	<0.5	<0.5	223		<0.5		<0.5		<1	<0.5	109		6,070	<0.5
12/19/92		<1		<1	<0.5	<0.5	<1		<0.5		<0.5		<1	<0.5	<1		16,400	<0.5
03/24/93		<8000		<2400	<800	<800	<2400		<800		<800		<4000	<4000	<4000		14,300	<800
06/30/93	3,600		<200	<100	<100	<100	<200	3,600		<100	<100	<200	<100	1,600	<200	<100	32,000	
12/28/93	710		<200	150	320	260	<200	140		180	150	<200	<100	<200	<200	<100	9,500	
04/25/94	1,000		<2000	<1000	<1000	<1000	<2000	<1000		<1000	<1000	<2000	<1000	<1000	<2000	<1000	12,000	
06/21/94	930		980	820	430	110	1100	210		<100	330	<200	230	250	500	<100	4,900	
10/04/94	<500		<1000	<500	<500	<500	<1000	<500		<500	<500	<1000	<500	<500	<1000	<500	690	
03/10/95	<1000		<2000	<1000	<1000	<1000	<2000	<1000		<1000	<1000	<2000	<1000	<1000	<2000	<1000	3,600	
07/06/95	480		<11	<11	<11	<11	<53	<11	<10.65	<11	<21.3	<53	<21	<53	<27		3,400	<11
09/13/95	<1000		<1000	3,400	<1000	<1000	<2000	<1000	<1000	<1000	<1000	<1000	<1000	<1000	<2000	<1000	9,600	<1000
03/20/96	<1000		<1000	<1000	<1000	<1000	<2000	<1000	<1000	<1000	<1000	<2000	<1000	<1000	<2000	<1000	7,000	<1000
07/09/96	<2500		<2500	<2500	<2500	<2500	<5000	<2500	<2500	<2500	<2500	<5000	<2500	<2500	<5000	<2500	10,000	<2500
09/25/96	1,130		<7.3	<7.1	<8	<15	<7.2	<8.7	<12	<7.9	<15	<17	<7.5	<6.9	<7.4	<8.5	13,800	<10
07/11/97	<0.182		<0.453	<0.469	<0.344	<0.148	<0.269	<0.397	<0.194	<0.252	<0.104	<0.128	<0.362	<0.105	<0.351		18,000	<0.127
01/02/98	<0.182		<0.453	<0.469	<0.344	<0.148	<0.269	<0.397	<0.194	<0.252	<0.104	<0.128	<0.362	<0.105	<0.351		3,700	<0.127
06/24/98	<600		<600	<600	<600	<600	<600	<600	<600	<600	<600	<600	<600	<600	<600		5,200	<600
01/26/99				690	820	730	890	760		890	760		630	630			6,700	1,500
06/08/99	<600		<600	<600	<600	<600	<600	<600	<600	<600	<600	<600	<600	<600	<600		5,800	<600
01/11/00	<600		<600	<600	<600	<600	<600	<600	<600	<600	<600	<600	<600	<600	<600		7,800	<600
07/19/00	<150		330	<150	<150	<150	250	<150	<150	<150	<150	170	<150	<150	240		3,500	320
01/31/01	<600		<600	<600	<600	<600	<600	<600	<600	<600	<600	<600	<600	<600	<600		7,600	<600
07/11/01	<1500		<1500	<1500	<1500	<1500	<1500	<1500	<1500	<1500	<1500	<1500	<1500	<1500	<1500		2,200	<1500
01/15/02	150		<60	120	<60	<60	74	<60	180	120	140	79	73	66	94		1,100	<60
08/06/02	<300		<300	370	<300	<300	<300	<300	<300	<300	<300	<300	<300	<300	<300		3,100	
01/14/03	610		600	<600	<600	<600	<600	<600	<600	<600	<600	<600	<600	<600	<600		7,200	<600
07/22/03	280		<150	220	<150	<150	<150	<150	<150	<150	<150	<150	<150	<150	<150		4,300	160
01/20/04	190J		<150J	<150	<150J	<150	<150	<150	270	<150J	<150	<150J	<150	<150	<150J		3,500	<150
07/13/04	<300		780	<300	<300J	<300	930	<300	<300	<300	<300	<300	<300	<300J	<400		5,900	380
01/19/05	<300 V		<300 V	<300 V	<300 V	<300 V	<300 V	<300 V	<300 V	<300 V	<300 V	<300 V	<300 V	<300 V	<300 V		3700 V	<300 V
07/19/05	390 V		<300 V	<300 V	<300 V	<300 V	<300 V	<300 V	<300 V	<300 V	<300 V	<300 V	<300 V	<300 V	<300 V		5900 V	320 V
01/17/06	<300 V		<300 V	<300 V	<300 V	<300 V	<300 V	<300 V	<300 V	<300 V	<300 V	<300 V	<300 V	<300 V	<300 V		3900 V	<300 V
07/19/06	<300		<300	<300	<300	<300	<300	<300	<300	<300	<300	<300	<300	<300	<300		4,300	<300
01/23/07	150		<60	<60	<60	<60	<60	<60	<60	<60	64	<60	<60	<60	<60		1,700	92
07/10/07	180		<38	<44	<30	<22	<45	<57	<31	<14	<28	<24	<33	<14	<27		2,000	<11
01/28/08	150		<80	<94	<63	<48	<97	<120	<67	<29	<59	<52	<71	<30	<58		2,800	<24
07/24/08	630		<160	<180	<130	<250	<330	<190	<140	<180	<120	<140	<190	<230	<130		6,500	<64
01/21/09	250		<83	<91	<64	<130	<170	<97Q	<72	<92	<63	<71	<98	<120	<65		4,400	<33
1/21/2009 Duplicate	230		<83	<91	<64	<130	<170	<97Q	<72	<92	<63	<71	<98	<120	<65		4,000	<33
07/07/09	140		<81	<88	<62	<120	<160	<94	<69	<89	<61	<68	<95	<110	<63		2,800	<32

Phenolics - Historical Data
WAULECO, INC - Wausau Facility
Well - W41

Date	2,3,4,6-Tetrachlorophenol	2,3,5,6-Tetrachlorophenol	2,4,5-Trichlorophenol	2,4,6-Trichlorophenol	2,4-Dichlorophenol	2,4-Dimethylphenol	2,4-Dinitrophenol	2,6-Dichlorophenol	2-Chlorophenol	2-Methylphenol	2-Nitrophenol	3&4-Methylphenol	4,6-Dinitro-2-Methylphenol	4-Chloro-3-Methylphenol	4-Nitrophenol	Dinoseb	Pentachlorophenol	Phenol
01/19/10	230		<85	<92	<66	<130	<170	<99	<73	<94	<65	<72	<100	<120	<67		2,000	<33
07/14/10	72		<44	<40	<40	<33	<61	<48	<35	<35	<36	<57	<65	<31	<44		1,200	<19
01/25/11	150		<110	<100	<100	<85	<160	<130	<91	<90	<94	<150	<170 Q	<79	<110		2,400	<50
04/05/11																	1,900	
07/20/11	64		<1.1	<1.0	<1.0	<0.85	<1.5	<1.2	<0.90	<0.89	<0.93	18	<1.6	<0.78	<1.1		790	<0.49
10/03/11																	1,500	
01/17/12	140		<57	<52	<52	<42	<77	<62	<45	<44	<46	<72	<82	<39	<57		2,700	<25
04/03/12																	7,600	
07/10/12	190 V		<5.6 V	<5.1 V	<5.1 V	<4.2 V	<7.7 V	<6.1 V	<4.4 V	<4.4 V	<4.6 V	<7.1 V	<8.2 V	<3.9 V	<5.6 V		980 V	<3.0 V
01/04/13	310		<110	<100	<100	<83	<150	<120	<88	<87	<91	<140	<160	<77	<110		3,300	<48
07/05/13	820		<110	<100	<100	<85	<160	<130	<91	<90	<94	<150	<170	<79	<110		6,600	<50
01/21/14	380		<120	<110	<110	<86	<160	<130	<92	<91	<95	<150	<170	<80	<120		4,400	<51
07/09/14	850		<230	<210	<210	<170	<310	<250	<180	<180	<190	<290	<330	<160	<230		8,300	<99
01/15/15	460		<100	<25	<100	<38	<310	<83	<25	<83	<58	<83	<130	<56	<130		8,500	<27
07/08/15	430		<100	<24	<100	<37	<310	<82	<24	<82	<57	<82	<120	<55	<120		8,800	<27
01/14/16	260		<100	<25	<100	<37	<310	<82	<25	<82	<58	<82	<120	<56	<120		5,200	<27
07/12/16	140		<24	<100	<27	<41	<59	<82	<24	<31	<24	<35	<61	<29	<41		6,000	<49
01/19/17	110		<13	<52	<14	<21	<30	<42	<13	<16	<13	<18	<31	<15	<21		2,600	<25
07/18/17	110		<24	<100	<27	<41	<59	<82	<24	<31	<24	<35	<61	<29	<41		4,100	<49
01/11/18	100		<23	<21	<26	<20	<29	<21	<24	<20	<21	<23	<30	<22	<24		2,700	<26
07/18/18	100 Q		<23	<21	<26	<20	<29	<21	<24	<20	<21	<23	<30	<22	<24		2,900	<26
01/24/19	66		<23	<21	<25	<20	<28	<21	<24	<20	<21	<23	<29	<22	<24		2,600	<25
07/15/19	26		<23	<21	<26	<20	<29	<21	<24	<20	<21	<23	<30	<22	<24		670	<26
01/22/20	39		<3.0	<3.0	<3.0	<3.0	<3.0	<3.0	<3.0	<3.0	<3.0	<3.0	<3.0	<3.0	<3.0		950	<3
1/22/2020 Duplicate	52		<3.0	<3.0	<3.0	<3.0	<3.0	<3.0	<3.0	<3.0	<3.0	<3.0	<3.0	<3.0	<3.0		1,100	<3
07/08/20	<3.0		<3.0	<3.0	<3.0	<3.0	<3.0	<3.0	<3.0	<3.0	<3.0	<3.0	<3.0	<3.0	<3.0		940	<3.0
01/13/21	<3.0		<3.0	<3.0	<3.0	<3.0 Q	<3.0	<3.0	<3.0	<3.0	<3.0	<3.0	<3.0	<3.0	<3.0		1,400	<3.0
1/13/2021 Duplicate	<3.0		<3.0	<3.0	<3.0	<3.0 Q	<3.0	<3.0	<3.0	<3.0	<3.0	<3.0	<3.0	<3.0	<3.0		1,200	<3.0
07/13/21	42 Q		<3.0	<3.0	<3.0	<3.0	<3.0	<3.0	<3.0	<3.0	<3.0	<3.0	<3.0	<3.0	<3.0		760	<3.0

Notes: Prepared By: T. Dushek, 10/8/21 Checked By: A. Voit, 11/24/21

- 1.) All units are in ug/L.
- 2.) Bold Values indicate detections
- 3.) J = Estimated Value
- 4.) M = Matrix spike and/or Matrix Spike duplicate recovery outside acceptance limits.
- 5.) Q = Laboratory Control Sample outside acceptance limits.
- 6.) Y = Replicate/Duplicate precision outside acceptance limits.
- 7.) V = Raised quantitation or reporting limit due to limited sample amount or dilution for matrix background interference.

Phenolics - Historical Data
WAULECO, INC - Wausau Facility
Well - W69

Date	2,3,4,6-Tetrachlorophenol	2,4,5-Trichlorophenol	2,4,6-Trichlorophenol	2,4-Dichlorophenol	2,4-Dimethylphenol	2,4-Dinitrophenol	2,6-Dichlorophenol	2-Chlorophenol	2-Methylphenol	2-Nitrophenol	3&4-Methylphenol	4,6-Dinitro-2-Methylphenol	4-Chloro-3-Methylphenol	4-Nitrophenol	Pentachlorophenol	Phenol
07/24/03	2,100	<1500	<1500	<1500	<1500	<1500	<1500	4,700	2,500	<1500	2,600	<1500	<1500	<1500	14,000	8,600
01/21/04	6,700	<3000	<3000	<3000J	<3000	<3000J	<3000	19,000	11,000	<3000	<3,000J	<3000	<3000	<3,000J	64,000	19,000
07/14/04	870J	<600	<600	<600J	<600	1,300	<600	<600	1,200	<600J	<600J	<600	<600	<800	9,600	3,900
01/20/05	1,300 V	<600 V	<600 V	<600 V	<600 V	<600 V	<600 V	2,200 V	910 V	3,100 V	770 JV	<600 V	<600 V	<600 V	11,000 V	1500 V
01/23/08	630	<160	<180	<130	<250	<330	<190	<140	<180	<120	<140	<190	<230	<130	6,500	<64
07/24/08	1,100	<160	<180	<130	<250	<330	<190	<140	<180	<130	<140	<190	<230	<130	10,000	<65
01/21/09	1,000	<170	<180	<130	<250	<340	<190Q	<140	<180	<130	<140	<200	<230	<130	9,800	<65
01/26/11	520	<230	<210	<210	<170	<310	<250	<180	<180	<190	<290	<330 Q	<160	<230	6,200	<99
07/25/11	570	<1.1	<1.0	<1.0	<0.83	<1.5	<1.2	<0.88	<0.87	<0.91	<1.4	<1.6	<0.77	<1.1	4,300	<0.48
01/18/12	340 M	<12	<11	<11	<8.6	<16 M	<13	9.2 MY	<9.1 Y	<9.5 M	<15	<17 MY	<8	<12 M	4,100 M	<5.1 Y
07/10/12	140	<5.6	<5.1	<5.1	<4.1	<7.6	<6.1	<4.4	<4.3	<4.5	<7.1	<8.1	<3.8	<5.6	1500	<3.0
01/07/13	560	<110	<100	<100	<85	<150	<120	<90	<89	<93	<140	<160	<78	<110	8,900	<49
07/08/13	430	<120	<110	<110	<88	<160	<130	<94	<92	<97	<150	<170	<82	<120	5,000	<52

Notes:

Prepared By: T. Dushek, 8/5/13

Checked By: A. Voit, 9/21/13

- 1.) All units are in ug/L.
- 2.) Bold Values indicate detections
- 3.) J = Estimated Value
- 4.) M = Matrix spike and/or Matrix Spike duplicate recovery outside acceptance limits
- 5.) Q = Laboratory Control Sample outside acceptance limits.
- 6.) Y = Replicate/Duplicate precision outside acceptance limits.
- 7.) V = Raised quantitation or reporting limit due to limited sample amount or dilution for matrix background interference
- 8.) WDNR letter dated March 18, 2014 concurred with a TRC letter dated October 13, 2013 that this well could be eliminated from the monitoring network

Phenolics - Historical Data
 WAULECO, INC - Wausau Facility
 Well - DFOMW5

Date	Pentachlorophenol
01/19/10	5.3
07/13/10	<3
01/25/11	6.6
07/15/11	<1.1
01/17/12	<3
07/02/12	4.4
01/08/13	<3
07/10/13	<3
01/20/14	2.0
07/15/14	<3
01/19/15	2.0
07/08/15	<3
01/15/16	<3
07/11/16	0.55
01/23/17	2.10
07/20/17	0.55 B
01/09/18	<3.0
07/16/18	2.60
01/21/19	<3.0
07/16/19	2.0
01/14/20	<3.0
07/13/20	<3.0
01/13/21	<3.0
07/12/21	1.7

Notes:

Prepared By: T. Dushek, 10/8/21

Checked By: A. Voit, 11/24/21

- 1.) All units are in ug/L.
- 2.) Bold Values indicate detections
- 3.) B = Analyte detected in the associated Method Blank
- 4.) J = Estimated Value
- 5.) M = Matrix spike and/or Matrix Spike duplicate recovery outside acceptance limits.
- 6.) Q = Laboratory Control Sample outside acceptance limits.
- 7.) Y = Replicate/Duplicate precision outside acceptance limits.
- 8.) V = Raised quantitation or reporting limit due to limited sample amount or dilution for matrix background interference.

Phenolics - Historical Data
 WAULECO, INC - Wausau Facility
 Well - DFOMW9

Date	Pentachlorophenol
01/19/10	160
07/13/10	45
07/13/10 Duplicate	58
01/25/11	210
07/15/11	98
01/17/12	95
07/02/12	130
01/08/13	77
07/10/13	200

Notes:

- 1.) All units are in ug/L.
- 2.) Bold Values indicate detections
- 3.) J = Estimated Value
- 4.) M = Matrix spike and/or Matrix Spike duplicate recovery outside acceptance limits.
- 5.) Q = Laboratory Control Sample outside acceptance limits.
- 6.) Y = Replicate/Duplicate precision outside acceptance limits.
- 7.) V = Raised quantitation or reporting limit due to limited sample amount or dilution for matrix background interference.
- 8.) WDNR letter dated March 18, 2014 concurred with a TRC letter dated October 13, 2013 that this well could be eliminated from the monitoring network.

Prepared By: T. Dushek, 8/5/13

Checked By: A. Voit, 9/21/13

Phenolics - Historical Data
 WAULECO, INC - Wausau Facility
 Well - DFOMW10A

Date	Pentachlorophenol
01/19/10	3,200
01/19/10 Duplicate	3,300
07/15/10	1,500
01/25/11	1,800
07/15/11	610
01/17/12	2,300
07/02/12	590
01/08/13	1,800
07/10/13	950

Notes:

Prepared By: T. Dushek, 8/5/13

Checked By: A. Voit, 9/21/13

- 1.) All units are in ug/L.
- 2.) **Bold Values indicate detections**
- 3.) J = Estimated Value
- 4.) M = Matrix spike and/or Matrix Spike duplicate recovery outside acceptance limits.
- 5.) Q = Laboratory Control Sample outside acceptance limits.
- 6.) Y = Replicate/Duplicate precision outside acceptance limits.
- 7.) V = Raised quantitation or reporting limit due to limited sample amount or dilution for matrix background interference.
- 8.) WDNR letter dated March 18, 2014 concurred with a TRC letter dated October 13, 2013 that this well could be eliminated from the monitoring network.

Phenolics - Historical Data
 WAULECO, INC - Wausau Facility
 Well - DFOMW11

Date	Pentachlorophenol
01/19/10	3,900
07/13/10	4,800
01/25/11	3,100
07/15/11	5,000
01/17/12	2,200
07/02/12	4,200
7/2/2012 Duplicate	4,000
01/08/13	3,300
07/10/13	580
01/20/14	2,400
1/20/14 Duplicate	3,000
07/15/14	5,800
01/19/15	3,100
07/08/15	5,300
01/15/16	3,100
07/11/16	2,900
01/23/17	2,800
07/20/17	810
01/09/18	1,300
07/16/18	4,100
01/21/19	890
07/16/19	240
01/14/20	410
07/13/20	580
01/13/21	470
1/13/2021 Duplicate	420
07/12/21	1,700

Notes:

- 1.) All units are in ug/L.
- 2.) Bold Values indicate detections
- 3.) J = Estimated Value
- 4.) M = Matrix spike and/or Matrix Spike duplicate recovery outside acceptance limits.
- 5.) Q = Laboratory Control Sample outside acceptance limits.
- 6.) Y = Replicate/Duplicate precision outside acceptance limits.
- 7.) V = Raised quantitation or reporting limit due to limited sample amount or dilution for matrix background interference.

Prepared By: T. Dushek, 10/8/21

Checked By: A. Voit, 11/24/21

Phenolics - Historical Data
 WAULECO, INC - Wausau Facility
 Well - DFOMW12

Date	Pentachlorophenol
01/19/10	3,600
07/13/10	2,600
01/25/11	7,900
1/25/2011	
Duplicate	7,300
07/15/11	4,800
7/15/2011	
Duplicate	3,000
01/17/12	7,600
1/17/2012	
Duplicate	8,400
07/02/12	9,500
01/08/13	5,400
1/8/2013	
Duplicate	5,500
07/10/13	6,100
7/10/2013	
Duplicate	5,800
07/15/14	5,200
7/15/2014	
Duplicate	6,100
01/19/15	10,000
1/19/2015	
Duplicate	10,000
07/08/15	4,500
7/8/2015	
Duplicate	4,500
01/19/16	5,900
07/11/16	4,900
7/11/2016	
Duplicate	4,800
01/23/17	5,000
1/23/2017	
Duplicate	4,500
07/20/17	2,300
7/20/2017	
Duplicate	2,800
01/09/18	2,400
1/9/2018	
Duplicate	2,600
07/16/18	2,300
7/16/2018	
Duplicate	1,700
01/21/19	3,300
1/21/2019	
Duplicate	3,500
07/16/19	400
7/16/2019	
Duplicate	390

Phenolics - Historical Data
 WAULECO, INC - Wausau Facility
 Well - DFOMW12

Date	Pentachlorophenol
01/14/20	1,500
1/14/2020 Duplicate	1,400
07/13/20	520
7/13/2020 Duplicate	450
01/13/21	1,400
07/12/21	660
7/12/2021 Duplicate	600

Notes:

- 1.) All units are in ug/L.
- 2.) Bold Values indicate detections
- 3.) J = Estimated Value
- 4.) M = Matrix spike and/or Matrix Spike duplicate recovery outside acceptance limits
- 5.) Q = Laboratory Control Sample outside acceptance limits
- 6.) Y = Replicate/Duplicate precision outside acceptance limits.
- 7.) V = Raised quantitation or reporting limit due to limited sample amount or dilution for matrix background interference

Prepared By: T. Dushek, 10/8/21

Checked By: A. Voit, 11/24/21

Phenolics - Historical Data
 WAULECO, INC - Wausau Facility
 Well - W71

Date	Pentachlorophenol
07/06/15	<3.0
01/15/16	<3.0
07/01/16	<3.0
01/23/17	<3.0
07/10/17	<3.0
01/09/18	<3.0
07/10/18	<3.0
01/21/19	<3.0
07/15/19	2.1
01/09/20	<3.0
07/06/20	<3.0
01/07/21	<3.0
07/06/21	<3.0

Notes:

- 1.) All units are in ug/L.
- 2.) Bold Values indicate detections
- 3.) J = Estimated Value
- 4.) M = Matrix spike and/or Matrix Spike duplicate recovery outside acceptance limits.
- 5.) Q = Laboratory Control Sample outside acceptance limits.
- 6.) Y = Replicate/Duplicate precision outside acceptance limits.
- 7.) V = Raised quantitation or reporting limit due to limited sample amount or dilution for matrix background interference.

Prepared By: T. Dushek, 10/8/21

Checked By: A. Voit, 11/24/21

Phenolics - Historical Data
 WAULECO, INC - Wausau Facility
 Well - W72

Date	Pentachlorophenol
07/06/15	<3.0
01/15/16	<3.0
07/01/16	<3.0
01/23/17	<3.0
07/10/17	<3.0
01/30/18	<3.0
07/10/18	<3.0
01/21/19	<3.0
07/11/19	<3.0
01/09/20	<3.0
07/06/20	<3.0
01/07/21	<3.0
07/06/21	<3.0

Notes:

- 1.) All units are in ug/L.
- 2.) Bold Values indicate detections
- 3.) J = Estimated Value
- 4.) M = Matrix spike and/or Matrix Spike duplicate recovery outside acceptance limits.
- 5.) Q = Laboratory Control Sample outside acceptance limits.
- 6.) Y = Replicate/Duplicate precision outside acceptance limits.
- 7.) V = Raised quantitation or reporting limit due to limited sample amount or dilution for matrix background interference.

Prepared By: T. Dushek, 10/8/21

Checked By: A. Voit, 11/24/21

Phenolics - Historical Data
 WAULECO, INC - Wausau Facility
 Well - W73

Date	2,3,4,6-Tetrachlorophenol	2,4,5-Trichlorophenol	2,4,6-Trichlorophenol	2,4-Dichlorophenol	2,4-Dimethylphenol	2,4-Dinitrophenol	2,6-Dichlorophenol	2-Chlorophenol	2-Methylphenol	2-Nitrophenol	3&4-Methylphenol	4,6-Dinitro-2-Methylphenol	4-Chloro-3-Methylphenol	4-Nitrophenol	Pentachlorophenol	Phenol
07/06/15															<3.0	
01/15/16															<3.0	
07/01/16															<3.0	
01/23/17															<3.0	
07/10/17															<3.0	
01/30/18															<3.0	
07/10/18															<3.0	
01/22/19	<3.0	<3.0	<3.0	<3.0	<3.0	<3.0	<3.0	<3.0	<3.0	<3.0	<3.0	<3.0	<3.0	<3.0	<3.0	<3.0
07/11/19	<3.0	<3.0	<3.0	<3.0	<3.0	<3.0	<3.0	<3.0	<3.0	<3.0	<3.0	<3.0	<3.0	<3.0	<3.0	<3.0
01/10/20	<3.0	<3.0	<3.0	<3.0	<3.0	<3.0	<3.0	<3.0	<3.0	<3.0	<3.0	<3.0	<3.0	<3.0	<3.0	<3.0
07/07/20															<3.0	<3.0
01/07/21	<3.0	<3.0	<3.0	<3.0	<3.0	<3.0	<3.0	<3.0	<3.0	<3.0	<3.0	<3.0	<3.0	<3.0	<3.0	<3.0
07/08/21															1.8	

Notes: Prepared By: T. Dushek, 10/8/21 Checked By: A. Voit, 11/24/21

- 1.) All units are in ug/L.
- 2.) Bold Values indicate detections
- 3.) J = Estimated Value
- 4.) M = Matrix spike and/or Matrix Spike duplicate recovery outside acceptance limits.
- 5.) Q = Laboratory Control Sample outside acceptance limits.
- 6.) Y = Replicate/Duplicate precision outside acceptance limits.
- 7.) V = Raised quantitation or reporting limit due to limited sample amount or dilution for matrix background interference.

Phenolics - Historical Data
 WAULECO, INC - Wausau Facility
 Well - W74

Date	Pentachlorophenol
07/06/15	<3.0
01/15/16	<3.0
07/01/16	<3.0
01/23/17	<3.0
07/10/17	<3.0
01/09/18	<3.0
07/10/18	<3.0
01/21/19	<3.0
07/11/19	<3.0
01/10/20	<3.0
07/07/20	<3.0
01/07/21	<3.0
07/06/21	<3.0

Notes:

- 1.) All units are in ug/L.
- 2.) Bold Values indicate detections
- 3.) J = Estimated Value
- 4.) M = Matrix spike and/or Matrix Spike duplicate recovery outside acceptance limits.
- 5.) Q = Laboratory Control Sample outside acceptance limits.
- 6.) Y = Replicate/Duplicate precision outside acceptance limits.
- 7.) V = Raised quantitation or reporting limit due to limited sample amount or dilution for matrix background interference.

Prepared By: T. Dushek, 10/8/21

Checked By: A. Voit, 11/24/21

Phenolics - Historical Data
 WAULECO, INC - Wausau Facility
 Well - W44

Date	Pentachlorophenol
07/14/21	5,000

Notes:

- 1.) All units are in ug/L.
- 2.) Bold Values indicate detections
- 3.) J = Estimated Value
- 4.) M = Matrix spike and/or Matrix Spike duplicate recovery outside acceptance limits.
- 5.) Q = Laboratory Control Sample outside acceptance limits.
- 6.) Y = Replicate/Duplicate precision outside acceptance limits.
- 7.) V = Raised quantitation or reporting limit due to limited sample amount or dilution for matrix background interference.

Prepared By: T. Dushek, 10/8/21

Checked By: A. Voit, 11/24/21

B3

Volatile Organic Compounds

Volatile Organic Compounds - Historical Data
 WAULECO, INC - Wausau Facility
 Well - W01A

Parameter	06/14/92	09/17/92	12/18/92	03/23/93	06/28/93	12/28/93	06/21/94	07/05/95	07/10/96	07/11/97	06/23/98	06/09/99	07/18/00	01/31/01	07/09/01	08/06/02	07/22/03	07/13/04	07/21/05	07/18/06	07/11/07	07/23/08	07/06/09	07/13/10	07/19/11	07/06/12	07/05/13	07/07/14	07/07/15	07/06/16	07/11/17	07/12/18	07/09/19	07/08/20		
1,1,1,2-Tetrachloroethane				<1	<1	<1	<1	<1	<1	<0.2	<0.2	<0.2	<4	<0.20	<2.0	<0.90	<1.8	<0.90	<0.50	<0.70	<0.60	<0.60	<0.60	<0.24	<0.40											
1,1,1-Trichloroethane	5	50	5	1	1	1	1	<1.5	1.0	0.3	0.3	0.3	3	0.54	<1.5	<0.50	<1.0	<0.50	<0.60	<0.50	<0.60	<0.50	<0.60	<0.21	<0.29											
1,1,2,2-Tetrachloroethane	<5	<50	<5	<1	<1	<1	<1	1.5	<1	<0.2	<0.2	<0.2	<4	<0.20	<2.0	<0.80	<1.6	<0.80	<0.15	<0.13	<0.14	3.5	<0.14	<0.19	<0.30											
1,1,2-Trichloroethane	<5	<50	<5	<1	<1	<1	<1	<1	<1	<1	<0.2	<0.2	<2	<0.10	<1.0	<0.90	<1.8	<0.90	<0.40	<0.50	<0.50	<0.50	<0.50	<0.26	<0.30											
1,1-Dichloroethane	<5	<50	<5	<1	<1	<1	<1	<1	<1	<0.2	<0.2	<0.2	<4	<0.10	<1.0	<0.50	<1.0	<0.50	<0.50	<0.40	<0.40	<0.40	<0.40	<0.20	<0.28											
1,1-Dichloroethene	<5	<50	<5	<1	<1	<1	<1	<1	<1	<0.4	<0.2	<0.2	<9	<0.20	<4.5	<0.40	<0.80	<0.40	<0.50	<0.30	<0.40	<0.40	<0.40	<0.24	<0.29											
1,1-Dichloropropene				<1	<1	<1	<1	<1	<1	<0.2	<0.3	<0.3	<4	<0.20	<2.0	<0.50	<1.0	<0.50	<0.60	<0.50	<0.50	<0.50	<0.50	<0.24	<0.40											
1,2,3-Trichlorobenzene				<1	<1	<1	<1	<1	<1	<0.5	<0.4	<0.4	<5	<0.30	<2.5	<0.50	<1.0	<0.50	<0.60	<0.50	<0.50	<0.50	<0.50	<0.30	<0.40											
1,2,3-Trichloropropane				<1	<1	<1	<1	<1	<1	<0.3	<0.2	<0.2	<3	<0.10	<1.5	<0.80	<1.6	<0.80	<0.60	<0.70	<0.30	<0.30	<0.30	<0.21	<0.40											
1,2,4-Trichlorobenzene				<1	<1	<1	<1	<1	<1	<0.5	<0.3	<0.3	<5	<0.30	<2.5	<0.50	<1.0	<0.50	<0.70	<0.40	<0.40	<0.40	<0.40	<0.30	<0.30											
1,2,4-Trimethylbenzene				140	430	68	320		89.6	300	290	100	130	2.8	180	45	34	18	<0.40	15	3	3.8	23	16	16		18	9	8.1	8	5.5	16	4.1	0.66		
1,2-Dibromo-3-chloropropane				<3	<3	<3	<3	<3	<3	<0.3	<0.3	<0.3	<3	<0.40	<1.5	<0.40	<0.80	<0.40	<1.1	<0.30	<0.40	<0.40	<0.40	<0.40	<0.50											
1,2-Dibromoethane				<2	<2	<2	<2	<2	<2	<0.2	<0.4	<0.4	<3	<0.10	<1.5	<0.30	<0.60	<0.30	<0.60	<0.50	<0.13	<0.13	<0.13	<0.16	<0.30											
1,2-Dichlorobenzene				<1	<1	<1	<1	<1	<1	<0.3	<0.3	<0.3	<3	<0.20	<1.5	<0.70	<1.4	<0.70	<0.50	<0.50	<0.40	<0.40	<0.40	<0.23	<0.40											
1,2-Dichloroethane	<5	<50	<5	<1	<1	<1	<1	<1	<1	<0.2	<0.2	<0.2	<4	<0.20	<2.0	<0.90	<1.8	<0.90	<0.50	<0.50	<0.30	<0.30	<0.30	<0.30	<0.30											
cis-1,2-Dichloroethene				<1	<1	<1	<1	<1	<1	<0.2	<0.2	<0.2	<4	<0.20	<2.0	<0.50	<1.0	<0.50	<0.60	<0.40	<0.40	<0.40	<0.40	<0.25	<0.30											
trans-1,2-Dichloroethene	<5	<50	<5	<1	<1	<1	<1	<1	<1	<0.2	<0.3	<0.3	<8	<0.10	<4.0	<0.40	<0.80	<0.40	<0.60	<0.40	<0.50	<0.50	<0.50	<0.25	<0.30											
1,2-Dichloropropane	<5	<50	<5	<1	<1	<1	<1	<1	<1	<0.1	<0.2	<0.2	<3	<0.20	<1.5	<0.40	<0.80	<0.40	<0.50	<0.50	<0.21	<0.21	<0.21	<0.22	<0.29											
1,3,5-Trimethylbenzene				38	110	21	130		14.4	130	140	150	97	0.45	97	35	21	10	<0.50	12	2.3	2.5	27	17	16											
1,3-Dichlorobenzene				<1	<1	<1	<1	<1	<1	<0.7	<0.4	<0.4	<4	<0.10	<2.0	<0.50	<1.0	<0.50	<0.50	<0.40	<0.40	<0.40	<0.40	<0.26	<0.30											
cis-1,3-Dichloropropene	<5	<50	<5	<1	<1	<1	<1	<1	<1	<0.3	<0.3	<0.3	<2	<0.10	<1.0	<0.60	<1.2	<0.60	<0.12	<0.15	<0.14	<0.14	<0.14	<0.19	<0.28											
1,3-Dichloropropane				<1	<1	<1	<1	<1	<1	<0.3	<0.6	<0.6	<4	<0.10	<2.0	<1.2	<2.4	<1.2	<0.60	<0.50	<0.19	<0.19	<0.19	<0.23	<0.30											
trans-1,3-Dichloropropene	<5	<50	<5	<1	<1	<1	<1	<1	<1	<0.2	<0.2	<0.2	<5	<0.10	<2.5	<0.70	<1.4	<0.70	<0.14	<0.14	<0.14	<0.14	<0.14	<0.19	<0.30											
1,4-Dichlorobenzene				<1	<1	<1	<1	<1	<1	<0.3	<0.3	<0.3	<4	<0.10	<2.0	<0.50	<1.0	<0.50	<0.50	<0.60	<0.50	<0.50	<0.50	<0.23	<0.30											
2,2-Dichloropropane				<1	<1	<1	<1	<1	<1	<0.2	<0.5	<0.5	<2	<0.20	<1.0	<0.60	<1.2	<0.60	<0.60	<0.60	<0.30	<0.30	<0.30	<0.25	<0.28											
2-Butanone (MEK)	<10	<100	<10							<0.2	<0.5	<0.5	<2	<0.20	<1.0	<0.60	<1.2	<0.60	<0.60	<0.30	<0.30	<0.30	<0.25	<0.28												
2-Chloroethyl vinyl ether								<10																												
2-Chlorotoluene				<1	<1	<1	<1	<1	<1	<0.4	<0.3	<0.3	<4	<0.10	<2.0	<0.60	<1.2	<0.60	<0.50	<0.50	<0.30	<0.30	<0.30	<0.22	<0.30											
2-Hexanone	<10	<100	<10																	<7.0	<8.0	<4.0	<4.0	<4.0	<4.0											
4-Chlorotoluene				<1	<1	<1	<1	<1	<1	<0.3	<0.3	<0.3	<3	<0.20	<1.5	<0.60	<1.2	<0.60	<0.40	<0.60	<0.30	<0.30	<0.30	<0.21	<0.29											
4-Methyl-2-Pentanone (MIBK)	<10	<100	<10																	<7.0	<6.0	<3.0	<3.0	<3.0	<3.0											
Acetone	<10	2230	11.7																	<9.0	<10.0	<7.0	<7.0	<7.0	<5.0	<5.0										
Benzene	<5	<50	<5	<1	<1	<1	<1	<1	<1	<0.2	<0.3	<0.3	<1	<0.10	<0.5	0.51	<0.80	<0.40	<0.40	<0.40	<0.16	<0.16	<0.16	<0.19	<0.30											
Bromobenzene				<1	<1	<1	<1	<1	<1	<0.3	<0.2	<0.2	<5	<0.10	<2.5	<0.50	<1.0	<0.50	<0.50	<0.60	<0.30	<0.30	<0.30	<0.20	<0.30											
Bromochloromethane				<1	<1	<1	<1	<1	<1	<0.4	<0.2	<0.2	<4	<0.10	<2.0	<0.50	<1.0	<0.50	<0.50	<0.70	<0.21	<0.21	<0.21	<0.22	<0.40											
Bromodichloromethane	<5	<50	<5	<1	<1	<1	<1	<1	<1	<0.2	<0.2	<0.2	<2	0.20	<1.0	<0.40	<0.80	<0.40	<0.13	<0.15	<0.19	<0.19	<0.19	<0.20	<0.30											
Bromoform	<5	<50	<5	<1	<1	<1	<1	<1	<1	<0.3	<0.2	<0.2	<1	<0.20	<0.5	<0.60	<1.2	<0.60	<0.50	<0.21	<0.50	<0.50	<0.50	<0.22	<0.24											
Bromomethane	<10	<100	<10	<2	<2	<2	<2	<2	<2	<0.3	<0.9	<0.9	<4	<0.40	<2.0	<0.80	<1.6	<0.80	<0.80	<0.90	<0.40	<0.40	<0.40	<0.50	<0.30											
n-Butylbenzene				34	130	28	140		15.2	160	180	150	170	0.32	31	70	48	18	14	11	2.2	<0.24	16	6.7	7.9											
sec-Butylbenzene				12	24	8.7	32		3.8	14	48	31	18	4.2	<0.5	12	5.6	3.8	8	5.7	2.8	2.4	4.5	5.2	2.9											
tert-Butylbenzene				<1	<1	<1	48		<1	<0.3	<0.3	<0.3	<1	1.3		<0.50	<1.0	<0.50	5.6	3.3	1	1.4	3	2.3	1.9											

Volatile Organic Compounds - Historical Data
WAULECO, INC - Wausau Facility
Well - W01A

Parameter	06/14/92	09/17/92	12/18/92	03/23/93	06/28/93	12/28/93	06/21/94	07/05/95	07/10/96	07/11/97	06/23/98	06/09/99	07/18/00	01/31/01	07/09/01	08/06/02	07/22/03	07/13/04	07/21/05	07/18/06	07/11/07	07/23/08	07/06/09	07/13/10	07/19/11	07/06/12	07/05/13	07/07/14	07/07/15	07/06/16	07/11/17	07/12/18	07/09/19	07/08/20		
Carbon disulfide	<5	<50	<5												170				<1.1	<1.0	<0.50	<0.50	<0.50	<0.50												
Carbon tetrachloride	<5	<50	<5	<1	<1	<1	<1	<1	<1	<1	<0.2	<0.4	<0.4	<3	<0.10	<1.5	<1.2	<0.60	<0.50	<0.50	<0.40	<0.40	<0.40	<0.40	<0.40	<0.40	<0.40	<0.40	<0.40	<0.40	<0.40	<0.40	<0.40	<0.40	<0.40	
Chlorobenzene	<5	<50	<5	<1	<1	<1	<1	<1	<1	<1	<0.3	<0.3	<0.3	<3	<0.10	<1.5	<0.80	<1.6	<0.80	<0.50	<0.40	<0.30	<0.30	<0.30	<0.30	<0.30	<0.30	<0.30	<0.30	<0.30	<0.30	<0.30	<0.30	<0.30	<0.30	
Dibromochloromethane	<5	<50	<5	<1	<1	<1	<1	<1	<1	<1	<0.3	<0.3	<0.3	<4	<0.20	<2.0	<0.40	<0.80	<0.40	<0.60	<0.60	<0.23	<0.23	<0.23	<0.19	<0.26										
Chloroethane	<10	<100	<10	<1	<1	<1	<1	<1	<1	<1	<0.4	<0.8	<0.8	<5	0.58	<2.5	<0.50	<1.0	<0.50	<0.70	1.2	0.48	1.2	<0.40	<0.40	<0.40	<0.40	<0.40	<0.40	<0.40	<0.40	<0.40	<0.40	<0.40	<0.40	<0.40
Chloroform	6.19	<50	<5	5.2	5.2	4.2	1.4	1.1	2.3	<0.2	<0.2	<0.2	<5	4.2	<2.5	<0.60	<1.2	<0.60	1.3	0.61	0.41	0.23	<0.22	0.57	<0.23											
Chloromethane	<10	<100	<10	<1	<1	<1	<1	<2	<2	<2	<0.7	<0.9	<0.9	<3	0.27	<1.5	<0.40	<0.80	<0.40	<0.24	0.32	<0.30	<0.30	0.56B	<0.40	<0.40										
Dibromomethane				<1	<1	<1	<1		<1	<1	<0.1	<0.2	<0.2	<4	<0.20	<2.0	<0.50	<1.0	<0.50	<0.70	<0.80	<0.40	<0.40	<0.40	<0.40	<0.24	<0.30									
Dichlorodifluoromethane				<1	<1	<1	<1		<1	<1	<0.3	<1.2	<1.2	<5	<0.10	<2.5	<0.50	<1.0	<0.50	<0.60	<0.29	<0.40	<0.40	<0.40	<0.40	<0.26	<0.30									
Diisopropyl Ether				<1	<1	<1	<1		<1	<1	<0.3	<1	<1	<0.10	<0.5	<0.50	<1.0	<0.50	<0.50	<0.40	<0.50	<0.50	<0.50	<0.50	<0.20	<0.30										
Ethylbenzene	<5	<50	<5	<1	<1	<1	<1	<1	<1	<1	<0.2	<0.2	<0.2	<1	<0.10	<0.5	<0.50	<1.0	<0.50	<0.50	<0.50	<0.28	<0.28	<0.28	<0.22	<0.29										
Hexachlorobutadiene				<1	<1	<1	<1	<1	<1	<1	<0.5	<0.6	<0.6	<6	<0.20	<3.0	<0.50	<1.0	<0.50	<0.60	<0.90	<0.60	<0.60	<0.60	<0.30	<0.40										
Isopropylbenzene				26	25	4.2	27		3.1	<0.2	38	12	<1	0.47	16	6.1	1.1	2	<0.40	<0.60	<0.20	0.91	0.31	<0.18	<0.30											
p-Isopropyltoluene				<1	39	9.7	50		4.0	24	67	60	34	0.89	47	18	11	5	<0.40	15	3.2	3.4	15	11	10											
Methyl tert-butyl ether				<1	<1	<1	<1		<1	<1	<0.2	<11	<0.30	<5.5	<0.50	<1.0	<1.0	<0.50	<0.60	<0.40	<0.23	<0.23	<0.23	<0.29	<0.30											
Methylene chloride	<5	116	14.1	<3	<3	<3	<3	<3	<3	<3	<0.3	<0.5	<19	<0.40	<9.5	<1.0	<2.0	3 J,A,B,Q	<0.40	<1.0	<0.50	<0.50	<0.50	<0.40	<0.40											
Naphthalene	<11	<10	<10	6	38	4.2	19	2.9	3.8	<0.8	17	7.5	<7	0.89	6.9 e	0.95	<1.0	0.95 J	<0.60	<0.70	<0.60	<0.60	1.3	<0.40	<0.40	<0.31	2.7	1.5	1.3	1.2	1.1	1.9	1.1	<0.90		
n-Propylbenzene				7	25	5.2	23		5.0	<0.3	76	10	<3	0.47	15	6	2.4	1.9	<0.40	0.57	0.26	0.27	0.61	0.5	0.4											
Styrene	<5	<50	<5	4.4		<1	<1	<1	<1	<1	<0.2	<0.2	<0.2	<2	<0.10	<1.0	14	4.5	4.7	<0.50	<0.30	<0.30	<0.30	<0.30	<0.20	<0.40										
Tetrachloroethene	<5	<50	<5	<1	<1	<1	6.3	<1	<1	<1	<0.3	<0.6	<0.6	<4	<0.10	<2.0	4.7	1.5	1.6	<0.40	<0.29	<0.40	<0.40	<0.40	<0.30	<0.30										
Tetrahydrofuran																				0.60	<7.0	<4.0	<4.0	<3.0	<4.0											
Toluene	<5	<50	<5	<1	<1	<1	<1	<1	<1	<1	<0.2	<0.2	<0.2	<1	<0.20	<0.5	0.95	<1.0	<0.50	<7.0	<0.40	<0.20	<0.20	<0.22	<0.30											
Trichloroethene	<5	<50	<5	<1	<1	<1	<1	<1	<1	<1	<0.2	<0.3	<0.3	<3	<0.20	<1.5	<0.60	<1.2	<0.60	<0.15	<0.15	<0.15	<0.15	<0.15	<0.21	<0.40										
Trichlorofluoromethane				<1	<1	<1	<1	<1	<1	<1	<0.5	<0.6	<0.6	<4	<0.20	<2.0	<0.40	<0.80	<0.40	<0.50	<0.70	<0.40	<0.40	<0.40	<0.20	<0.40										
Vinyl acetate	<10	<100	<10																	<8.0	<1.7	<1.1	<1.1	<1.1	<3.0	<4.0										
Vinyl chloride	<10	<100	<10	<1	<1	<1	<1	<1	<1	<1	<0.3	<0.5	<0.5	<4	<0.10	<2.0	<3.0	<0.60	<0.30	<0.12	<0.15	<0.15	<0.15	<0.18	<0.19											
Xylene, m & p-				<2	15	2.8	15	<2	4.6	<0.4	24	<0.3	<2	<0.20	4.4	2.5	<1.2	<0.60	<1.0	<0.9	<0.50	<0.50	<0.50	<0.50	<0.60		<0.90	<1.0	<1.1	0.81	<0.80	<0.80	<0.80	<0.80		
Xylene, o-				8.9	30	6.3	49	1.4	7.4	<0.2	<0.5	24	<1	0.16	<0.5	<0.50	<1.0	<0.50	<0.40	<0.60	<0.50	<0.50	<0.50	<0.50	<0.24	<0.29		4.2	1.7	2	2.3	1.8	2.4	<0.40	<0.40	
Xylenes, Total	5.88	<50	18.3																	<1.5	<1.0	<1.0	<1.0	<1.0	<0.89		4.2	1.7	2	3.11	1.8	2.4	5.2	<1.2		

Prepared By: T. Dushek, 8/8/20

Checked by: A. Voit, 11/23/20

NOTES:

All Units are in ug/L

Bold values indicate detections

A = Analyte averaged calibration criteria within acceptable limits

B = Analyte detected in associated Method Blank

M = Matrix spike or matrix spike duplicate outside acceptance limits.

J = Estimated Value

Q = Lab Control Sample outside acceptance limits

* = Suspected methylene chloride laboratory contamination.

Volatile Organic Compounds - Historical Data
 WAULECO, INC - Wausau Facility
 Well - W02

Parameter	06/14/92	09/17/92	12/18/92	03/24/93	06/22/94	07/06/95	07/10/96	07/11/97	06/25/98	07/22/03	07/14/04	07/21/05	7/21/2005 duplicate	07/15/10	07/20/11	07/09/12	7/9/2012 Duplicate	7/8/2013	7/16/2014	7/8/2015	7/7/2016	7/7/2016 Duplicate	7/13/2017	7/13/2017 Duplicate	7/12/2018	7/12/2018 Duplicate	7/11/2019	7/11/2019 Duplicate	7/14/2020	7/14/2020 Duplicate	7/13/2021	7/13/2021 Duplicate	
1,1,1,2-Tetrachloroethane				<1	<1	<10	<0.1	<0.3	<18	<18	<25	<25	<4.8	<4.0																			
1,1,1-Trichloroethane	<5	<50	<5	<1	<1	<20	<10	<0.3	<0.3	<10	<10	<30	<30	<4.2	<2.9																		
1,1,2,2-Tetrachloroethane	<5	<50	<5	<1	<1	<20	<10	<0.2	<0.2	<16	<16	<7.5	<7.5	<3.8	4.5																		
1,1,2-Trichloroethane	<5	<50	<5	<1	<1	<20	<10	<1	<0.2	<18	<18	<20	<20	<5.2	<3.0																		
1,1-Dichloroethane	<5	<50	<5	<1	<1	<20	<10	<0.2	<0.2	<10	<10	<25	<25	<4.0	<2.8																		
1,1-Dichloroethene	<5	<50	<5	<1	<1	<20	<10	<0.4	<0.2	<8.0	<8.0	<25	<25	<4.8	<2.9																		
1,1-Dichloropropene				<1	<1	<10	<0.2	<0.3	<10	<10	<25	<25	<4.8	<4.0																			
1,2,3-Trichlorobenzene				<1	<1	<10	<0.5	<0.4	<10	<10	<30	<30	<6.0	<4.0																			
1,2,3-Trichloropropane				<1	<1	<10	<0.3	<0.2	<16	<16	<30	<30	<4.2	<4.0																			
1,2,4-Trichlorobenzene				<1	<1	<10	<0.5	<0.3	<10	<10	<35	<35	<6.0	<3.0																			
1,2,4-Trimethylbenzene				490	850	623.6	1400	1300	740	510	1300	1200	600	520			600	680	710	750	880	110	130	1000	970	370	380	210	220	700	600		
1,2-Dibromo-3-chloropropane				<3	<3	<30	<0.3	<0.3	<8.0	<8.0	<55	<55	<8.0	<5.0																			
1,2-Dibromoethane				<2	<2	<20	<0.2	<0.4	<6.0	<6.0	<30	<30	<3.2	<3.0																			
1,2-Dichlorobenzene				<1	<1	<20	<10	<0.3	<0.3	<14	<14	<25	<25	<4.6	<4.0																		
1,2-Dichloroethane	<5	<50	<5	<1	<1	<20	<10	<0.2	<0.2	<18	<18	<25	<25	<6.0	<3.0																		
cis-1,2-Dichloroethene				<1	<1	<20	<10	<0.2	<0.2	<10	<10	<30	<30	<5.0	<3.0																		
trans-1,2-Dichloroethene	<5	<50	<5	<1	<1	<20	<10	<0.2	<0.3	<8.0	<8.0	<30	<30	<5.0	<3.0																		
1,2-Dichloropropane	<5	<50	<5	<1	<1	<20	<10	<0.1	<0.2	<8.0	<8.0	<25	<25	<4.4	<2.9																		
1,3,5-Trimethylbenzene				120	200	21.291	420	415	360	300	530	530	260	200																			
1,3-Dichlorobenzene				<1	<1	<20	<10	<0.7	<0.4	<10	<10	<25	<25	<5.2	<3.0																		
cis-1,3-Dichloropropene	<5	<50	<5	<1	<1	<20	<10	<0.3	<0.3	<12	<12	<6	<6	<3.8	<2.8																		
1,3-Dichloropropane				<1	<1	<10	<0.3	<0.6	<24	<14	<30	<30	<4.6	<3.0																			
trans-1,3-Dichloropropene	<5	<50	<5	<1	<1	<20	<10	<0.2	<0.2	<14	<24	<7	<7	<3.8	<3.0																		
1,4-Dichlorobenzene				<1	<1	<20	<10	<0.3	<0.3	<10	<10	<25	<25	<4.6	<3.0																		
2,2-Dichloropropane				<1	<1	<10	<0.2	<0.5	<12	<12	<30	<30	<5.0	<2.8																			
2-Butanone (MEK)	<10	<100	<10			<200						<350	<350	<48	<30																		
2-Chloroethyl vinyl ether																																	
2-Chlorotoluene				<1	<1	<10	<0.4	<0.3	<12	<12	<25	<25	<4.4	<3.0																			
2-Hexanone	<10	<100	<10									<350	<350	<80	<40																		
4-Chlorotoluene				<1	<1	<10	<0.3	<0.3	<12	<12	<20	<20	<4.2	<2.9																			
4-Methyl-2-Pentanone (MIBK)	<10	<100	<10									<350	<350	<60	<30																		
Acetone	<10	1620	16.8									<450	<450	<100	<50																		
Benzene	<5	<50	<5			<20	<10	<0.2	<0.3	<8.0	<8.0	<20	<20	<3.8	<3.0																		
Bromobenzene				<1	<1	<10	<0.3	<0.2	<10	<10	<25	<25	<4.00	<3.0																			
Bromochloromethane				<1	<1	<10	<0.4	<0.2	<10	<10	<25	<25	<4.4	<4.0																			
Bromodichloromethane	<5	<50	<5	<1	<1	<20	<10	<0.2	<0.2	<8.0	<8.0	<6.5	<6.5	<4.0	<3.0																		
Bromoform	<5	<50	<5	<1	<1	<20	<10	<0.3	<0.2	<12	<12	<25	<25	<4.4	<2.4																		
Bromomethane	<10	<100	<10	<2	<2	<40	<20	<0.3	<0.9	<16	<16	<40	<40	<10	<3.0																		
n-Butylbenzene				85	140	91.59	140	180	260	230	160	31	31	21																			
sec-Butylbenzene				36	43	<10	30	72.5	31	35	59	18	18	14																			
tert-Butylbenzene				<1	<1	<10	<0.3	<0.3	<10	<10	<25	<25	<4.0	6.2																			

Volatile Organic Compounds - Historical Data
WAULECO, INC - Wausau Facility
Well - W02

Parameter	06/14/92	09/17/92	12/18/92	03/24/93	06/22/94	07/06/95	07/10/96	07/11/97	06/25/98	07/22/03	07/14/04	07/21/05	7/21/2005 duplicate	07/15/10	07/20/11	07/09/12	7/9/2012 Duplicate	7/8/2013	7/16/2014	7/8/2015	7/7/2016	7/7/2016 Duplicate	7/13/2017	7/13/2017 Duplicate	7/12/2018	7/12/2018 Duplicate	7/11/2019	7/11/2019 Duplicate	7/14/2020	7/14/2020 Duplicate	7/13/2021	7/13/2021 Duplicate		
Carbon disulfide	<5	<50	<5									<55	<55	<10	<6.0																			
Carbon tetrachloride	<5	<50	<5			<20	<10	<0.2	<0.4	<12	<12	<25	<25	<4.6	<4.0																			
Chlorobenzene	<5	<50	<5	<1	<1	<20	<10	<0.3	<0.3	<16	<16	<25	<25	<4.8	<3.0																			
Chlorodibromomethane	<5	<50	<5	<1	<1	<20	<10	<0.3	<0.3	<8.0	<8.0	<30	<30	<3.8	<2.6																			
Chloroethane	<10	<100	<10	<2	<2	<40	<20	<0.4	<0.8	<10	<10	<35	<35	<8.0	<3.0																			
Chloroform	6.24	<50	<5	3.2	4.3	<20	<10	<0.2	<0.2	<12	<12	<25	<25	<3.0	<2.3																			
Chloromethane	<10	<100	<10	<2	<2	<40	<20	<0.7	<0.9	<8.0	<8.0	<12	<12	<8.0	<4.0																			
Dibromomethane				<1	<1	<10	<10	<0.1	<0.2	<10	<10	<35	<35	<4.8	<3.0																			
Dichlorodifluoromethane				<2	<2	<20	<10	<0.3	<1.2	<10	<10	<30	<30	<5.2	<3.0																			
Diisopropyl ether										<10	<10	<25	<25	<4.0	<3.0																			
Ethylbenzene	25.1	<50	25.2	17	18	<20	<10	35	67.5	<10	<10	<25	9.7	9.7	11																			
Hexachlorobutadiene				<1	<1	<10	<10	<0.5	<0.6	<10	<10	<30	<30	<6.0	<4.0																			
Isopropylbenzene				38	35		11	60	85	21	22	29	29	<3.6	22																			
p-Isopropyltoluene				<1	<1	<10	<10	<0.4	72.5	48	47	80	87	25	26																			
Methyl tert-butyl ether (MTBE)										<10	<10	<30	<30	<5.8	<3.0																			
Methylene chloride	<5	745	10.4	<3	<3	<60	<30	<0.3	<0.5	<20	92	28	25	25	9.2 B																			
Naphthalene	55.4	84.6	74	140	49	73	85	180	195	120	93	150 A	140 A	85	82	49	45	90	89	87	91	110	10	12	100	100	39	40	10	<9.0	11 Y	11 Y		
n-Propylbenzene				43	49		67.52	<0.3	140	46	31	48	47	24	35																			
Styrene	<5	<50	<5	16	<1	<10	<10	<0.2	<0.2	24	<10	<25	<25	<4.0	<3.0																			
Tetrachloroethene	<5	<50	<5	<1	7.6	<20	<10	<0.3	<0.6	<10	<10	<20	<20	<6.0	<3.0																			
Tetrahydrofuran												<350	<350	<60	<40																			
Toluene	5.61	<50	<5	3.5	3.8	<20	<10	<0.2	40	<10	<10	<20	<20	<4.4	<3.0																			
Trichloroethene	51.1	<50	27.6	16	10	<20	<10	<0.2	<0.3	<12	<12	<7.5	<7.5	<4.2	<4.0																			
Trichlorofluoromethane				<1	<1	<20	<10	<0.5	<0.6	<8.0	<8.0	<25	<25	<4.0	<4.0																			
Vinyl acetate	<10	<100	<10									<400	<400	<60	<40																			
Vinyl chloride	<10	<100	<10	<1	<1	<20	<10	<0.3	<0.5	<6.0	<6.0	<6.0	<6.0	<3.6	<1.9																			
Xylene, m & p-				83	52	<40	155	180	210	35	24	<50	<50	25	23			17	<20	<22	31	49	<4.0	<4.0	24	23	<16	<16	<8	<8	13	13		
Xylene, o-				170	200	97	218	550	440	280	240	290	270	160	120			83	91	90	95	120	69	64	110	100	39	43	13	10	80	79		
Xylenes, Total	181	257	292	253	252	97	373	730	650	315	264	290	270	185	143			100	91	90	126	169	69	64	134	123	39	43	13	10	93	92		

Prepared By: T. Dushek, 8/5/21

Checked by: A. Voit, 11/24/21

NOTES:

All Units are in ug/L

Bold values indicate detections

A = Analyte averaged calibration criteria within acceptable limits

B = Analyte detected in associated Method Blank

M = Matrix spike or matrix spike duplicate outside acceptance limits.

J = Estimated Value

Q = Lab Control Sample outside acceptance limits

* = Suspected methylene chloride laboratory contamination.

Volatile Organic Compounds - Historical Data
 WAULECO, INC - Wausau Facility
 Well - W03A

Parameter	07/15/10	07/20/11	07/10/12	07/05/13	07/09/14	7/9/2014 Duplicate	7/8/2015	7/8/2015 Duplicate	7/7/2016	7/17/2017	7/18/2018	7/11/2019	7/8/2020	7/13/2021	7/13/2021 Duplicate
1,1,1,2-Tetrachloroethane	<4.8	<8.0													
1,1,1-Trichloroethane	<4.2	<5.8													
1,1,2,2-Tetrachloroethane	<3.8	<6.0													
1,1,2-Trichloroethane	<5.2	<6.0													
1,1-Dichloroethane	<4.0	<5.6													
1,1-Dichloroethene	<4.8	<5.8													
1,1-Dichloropropene	<4.8	<8.0													
1,2,3-Trichlorobenzene	<6.0	<8.0													
1,2,3-Trichloropropane	<4.2	<8.0													
1,2,4-Trichlorobenzene	<6.0	<6.0													
1,2,4-Trimethylbenzene	1,400	630		470	650	490	500	390	310	700	440	730	500	620	700
1,2-Dibromo-3-chloropropane	<8.0	<10													
1,2-Dibromoethane	<3.2	<6.0													
1,2-Dichlorobenzene	<4.6	<8.0													
1,2-Dichloroethane	<6.0	<6.0													
cis-1,2-Dichloroethene	<5.0	<6.0													
trans-1,2-Dichloroethene	<5.0	<6.0													
1,2-Dichloropropane	<4.4	<5.8													
1,3,5-Trimethylbenzene	500	92													
1,3-Dichlorobenzene	<5.2	<6.0													
cis-1,3-Dichloropropene	<3.8	<5.6													
1,3-Dichloropropane	<4.6	<6.0													
trans-1,3-Dichloropropene	<3.8	<6.0													
1,4-Dichlorobenzene	<4.6	<6.0													
2,2-Dichloropropane	<5.0	<5.6													
2-Butanone (MEK)	<48	<60													
2-Chloroethyl vinyl ether															
2-Chlorotoluene	<4.4	<6.0													
2-Hexanone	<80	<80													
4-Chlorotoluene	48	<5.8													
4-Methyl-2-Pentanone (MIBK)	<60	<60													
Acetone	<100	<100													
Benzene	<3.8	<6.0													
Bromobenzene	<4.0Q	<6.0													
Bromochloromethane	<4.4	<8.0													
Bromodichloromethane	<4.0	<6.0													
Bromoform	<4.4	<4.8													
Bromomethane	<10	<6.0													
n-Butylbenzene	94	25													
sec-Butylbenzene	71	37													
tert-Butylbenzene	13	11													
Carbon disulfide	<10	<12													
Carbon tetrachloride	<4.6	<8.0													
Chlorobenzene	<4.8	<6.0													
Dibromochloromethane	<3.8	<5.2													
Chloroethane	<8.0	<6.0													
Chloroform	<3.0	<4.6													
Chloromethane	<8.0	<8.0													
Dibromomethane	<4.8	<6.0													
Dichlorodifluoromethane	<5.2	<6.0													

Volatile Organic Compounds - Historical Data
WAULECO, INC - Wausau Facility
Well - W03A

Parameter	07/15/10	07/20/11	07/10/12	07/05/13	07/09/14	7/9/2014 Duplicate	7/8/2015	7/8/2015 Duplicate	7/7/2016	7/17/2017	7/18/2018	7/11/2019	7/8/2020	7/13/2021	7/13/2021 Duplicate
Diisopropyl Ether	<4.0	<6.0													
Ethylbenzene	18	13													
Hexachlorobutadiene	<6.0	<8.0													
Isopropylbenzene	22	41													
p-Isopropyltoluene	78	18													
Methyl tert-butyl ether	<5.8	<6.0													
Methylene chloride	19	23 B													
Naphthalene	95	55	18	47	40	34	38	25	27	53	11	46	43	5.9 Y	6.2 Y
n-Propylbenzene	74	33													
Styrene	<4.0	<6.0													
Tetrachloroethene	<6.0	<6.0													
Tetrahydrofuran	<60	<80													
Toluene	<4.4	<6.0													
Trichloroethene	<4.2	<8.0													
Trichlorofluoromethane	<4.0	<8.0													
Vinyl acetate	<60	<80													
Vinyl chloride	<3.6	<3.8													
Xylene, m & p-	55	21		16	<20	<20	<22	<22	21	18	<8.0	<16	27	19	23
Xylene, o-	200	87		72	90	66	67	45	59	100	25	96	84	85	96
Xylenes, Total	255	108		88	90	66	67	45	80	118	25	96	111	104	119

Prepared By: T. Dushek, 8/5/21

Checked by: A. Voit, 11/24/21

NOTES:

All Units are in ug/L

Bold values indicate detections

A = Analyte averaged calibration criteria within acceptable limits

B = Analyte detected in associated Method Blank

M = Matrix spike or matrix spike duplicate outside acceptance limits.

J = Estimated Value

Q = Lab Control Sample outside acceptance limits

* = Suspected methylene chloride laboratory contamination.

Volatile Organic Compounds - Historical Data
 WAULECO, INC - Wausau Facility
 Well - W03B

Parameter	02/22/92	09/17/92	12/18/92	03/23/93	06/29/93	12/28/93	06/22/94	07/06/95	07/10/96	07/11/97	06/24/98	06/09/99	07/18/00	01/31/01	07/11/01	08/06/02
1,1,1,2-Tetrachloroethane				<1		<1	<1		<1	<0.1	<0.3	<0.3	<0.4	<0.20	<0.4	<0.90
1,1,1-Trichloroethane	<5	<50	<5	<1	<1	<1	<1	<1	<1	<0.3	<0.3	<0.3	<0.3	<0.20	<0.3	<0.50
1,1,2,2-Tetrachloroethane	<5	<50	<5	<1	<1	<1	<1	<1	<1	<0.2	<0.2	<0.2	<0.4	<0.20	<0.4	<0.80
1,1,2-Trichloroethane	<5	<50	<5	<1	<1	<1	<1	<1	<1	<1	<0.2	<0.2	<0.2	<0.10	<0.2	<0.90
1,1-Dichloroethane	<5	<50	<5	<1	<1	<1	<1	<1	<1	<0.2	<0.2	<0.2	<0.4	<0.10	<0.4	<0.50
1,1-Dichloroethene	<5	<50	<5	<1	<1	<1	<1	<1	<1	<0.4	<0.2	<0.2	<0.9	<0.20	<0.9	<0.40
1,1-Dichloropropene				<1		<1	<1		<1	<0.2	<0.3	<0.3	<0.4	<0.20	<0.4	<0.50
1,2,3-Trichlorobenzene				<1	<1	<1	<1	<1	<1	<0.5	<0.4	<0.4	<0.5	<0.30	<0.5	<0.50
1,2,3-Trichloropropane				<1		<1	<1		<1	<0.3	<0.2	<0.2	<0.3	<0.10	<0.3	<0.80
1,2,4-Trichlorobenzene				<1	<1	<1	<1		<1	<0.5	<0.3	<0.3	<0.5	<0.30	<0.5	<0.50
1,2,4-Trimethylbenzene				<1	5	3.8	8.2		4.6	<0.7	5.8	1.3	<0.2	<0.10	<0.2	<0.50
1,2-Dibromo-3-chloropropane				<3	<3	<3	<3		<3	<0.3	<0.3	<0.3	<0.3	<0.40	<0.3	<0.40
1,2-Dibromoethane				<2	<2	<2	<2		<2	<0.2	<0.4	<0.4	<0.3	<0.10	<0.3	<0.30
1,2-Dichlorobenzene				<1	<1	<1	<1	<1	<1	<0.3	<0.3	<0.3	<0.3	<0.20	<0.3	<0.70
1,2-Dichloroethane	<5	<50	<5	<1	<1	<1	<1	<1	<1	<0.2	<0.2	<0.2	<0.4	<0.20	<0.4	<0.90
cis-1,2-Dichloroethene				<1	<1	<1	<1	<1	<1	<0.2	<0.2	<0.2	<0.4	<0.20	<0.4	<0.50
trans-1,2-Dichloroethene	<5	<50	<5	<1	<1	<1	<1	<1	<1	<0.2	<0.3	<0.3	<0.8	<0.10	<0.8	<0.40
1,2-Dichloropropane	<5	<50	<5	<1	<1	<1	<1	<1	<1	<0.1	<0.2	<0.2	<0.3	<0.20	<0.3	<0.40
1,3,5-Trimethylbenzene				<1	2.4	1.8	3.3		2.4	<0.4	3.2	1.3	<0.3	<0.10	<0.3	<0.50
1,3-Dichlorobenzene				<1	<1	<1	<1	<1	<1	<0.7	<0.4	<0.4	<0.4	<0.10	<0.4	<0.50
cis-1,3-Dichloropropene	<5	<50	<5	<1		<1	<1	<1	<1	<0.3	<0.3	<0.3	<0.2	<0.10	<0.2	<0.60
1,3-Dichloropropane				<1	<1	<1	<1		<1	<0.3	<0.6	<0.6	<0.4	<0.10	<0.4	<1.2
trans-1,3-Dichloropropene	<5	<50	<5	<1	<1	<1	<1	<1	<1	<0.2	<0.2	<0.2	<0.5	<0.10	<0.5	<0.70
1,4-Dichlorobenzene				<1	<1	<1	<1	<1	<1	<0.3	<0.3	<0.3	<0.4	<0.10	<0.4	<0.50
2,2-Dichloropropane				<1	<1	<1	<1		<1	<0.2	<0.5	<0.5	<0.2	<0.20	<0.2	<0.60
2-Butanone (MEK)	<10	<100	<10													
2-Chloroethyl vinyl ether								<10								
2-Chlorotoluene				<1	<1	<1	<1		<1	<0.4	<0.3	<0.3	<0.4	<0.10	<0.4	<0.60
2-Hexanone	<10	<100	<10													
4-Chlorotoluene				<1	<1	<1	<1		<1	<0.3	<0.3	<0.3	<0.3	<0.20	<0.3	<0.60
4-Methyl-2-Pentanone (MIBK)	<10	<100	<10													
Acetone	12.3	1040	<10													
Benzene	<5	<50	<5	<1	<1	<1	<1	<1	<1	<0.2	<0.3	<0.3	<0.1	<0.10	<0.1	<0.40
Bromobenzene				<1	<1	<1	<1		<1	<0.3	<0.2	<0.2	<0.5	<0.10	<0.5	<0.50
Bromochloromethane				<1		<1	<1		<1	<0.4	<0.2	<0.2	<0.4	<0.10	<0.4	<0.50
Bromodichloromethane	<5	<50	<5	<1	<1	<1	<1	<1	<1	<0.2	<0.2	<0.2	<0.2	<0.10	<0.2	<0.40

Volatile Organic Compounds - Historical Data
 WAULECO, INC - Wausau Facility
 Well - W03B

Parameter	02/22/92	09/17/92	12/18/92	03/23/93	06/29/93	12/28/93	06/22/94	07/06/95	07/10/96	07/11/97	06/24/98	06/09/99	07/18/00	01/31/01	07/11/01	08/06/02
Bromoform	<5	<50	<5	<1		<1	<1	<1	<1	<0.3	<0.2	<0.2	<0.1	<0.20	<0.1	<0.60
Bromomethane	<10	<100	<10	<2		<2	<2	<2	<2	<0.3	<0.9	<0.9	<0.4	<0.40	<0.4	<0.80
n-Butylbenzene				<1	<1	1.6	3		3.6	<0.6	3.2	3.1	<0.4	<0.10	<0.4	<0.50
sec-Butylbenzene				<1	1.6	<1	<1		1.1	<0.3	1.1	<0.2	<0.3	<0.20	<0.3	<0.50
tert-Butylbenzene				<1	<1	<1	<1		<1	<0.3	<0.3	<0.3	<0.1	<0.10	<0.1	<0.50
Carbon disulfide	<5	<50	<5													
Carbon tetrachloride	<5	<50	<5	<1	<1	<1	<1	<1	<1	<0.2	<0.4	<0.4	<0.3	<0.10	<0.3	<0.60
Chlorobenzene	<5	<50	<5	<1	<1	<1	<1	<1	<1	<0.3	<0.3	<0.3	<0.3	<0.10	<0.3	<0.80
Chlorodibromomethane	<5	<50	<5	<1	<1	<1	<1	<1	<1	<0.3	<0.3	<0.3	<0.4	<0.20	<0.4	<0.40
Chloroethane	<10	<100	<10	<2	<10	<2	<2	<2	<2	<0.4	<0.8	<0.8	<0.5	<0.40	<0.5	<0.50
Chloroform	<5	<50	<5	<1	<1	<1	<1	<1	<1	<0.2	<0.2	<0.2	<0.5	<0.10	<0.5	<0.60
Chloromethane	<10	<100	<10	<2	<20	<2	<2	<2	<2	<0.7	<0.9	<0.9	<0.3	<0.20	<0.3	<0.40
Dibromomethane				<1		<1	<1		<1	<0.1	<0.2	<0.2	<0.4	<0.20	<0.4	<0.50
Dichlorodifluoromethane				<2	<40	<2	<2		<2	<0.3	<1.2	<1.2	<0.5	<0.10	<0.5	<0.50
Diisopropyl Ether					<1							<0.3	<0.1	<0.10	<0.1	<0.50
Ethylbenzene	<5	<50	<5	<1	<1	<1	<1	<1	<1	<0.2	<0.2	<0.2	<0.1	<0.10	<0.1	<0.50
Hexachlorobutadiene				<1	<1	<1	<1		<1	<0.5	<0.6	<0.6	<0.6	<0.20	<0.6	<0.50
Isopropylbenzene				<1	<1	<1	<1		<1	<0.2	0.8	<0.2	<0.1	<0.10	<0.1	<0.50
p-Isopropyltoluene				<1	<1	<1	<1		1.6	<0.4	1.4	0.8	<0.2	<0.10	<0.2	<0.50
Methyl tert-butyl ether					<1							<0.2	<1.1	<0.30	<1.1	<0.50
Methylene chloride	<5	534	<10	<3	<3	<3	<3	<3	<3	<0.3	<0.5	<0.5	<1.9	<0.40	<1.9	<1.0
Naphthalene	<10	91.6	<10	<1	1.5	<1	<1	<1	1.4	<0.8	1.3	<1.1	<0.7	<0.20	<0.7	<0.50
n-Propylbenzene				<1	<1	<1	<1		1.1	<0.3	1.1	<0.2	<0.3	<0.10	<0.3	<0.50
Styrene	<5	<50	<5	<1		<1	<1		<1	<0.2	<0.2	<0.2	<0.2	<0.10	<0.2	<0.50
Tetrachloroethene	<5	<50	<5	<1	<1	<1	<1	1.3	<1	<0.3	<0.6	<0.6	<0.4	<0.10	<0.4	<0.50
Tetrahydrofuran																
Toluene	<5	<50	<5	<1	<1	<1	<1	<1	<1	<0.2	<0.2	<0.2	<0.1	<0.20	<0.1	<0.50
Trichloroethene	<5	<50	<5	<1	8.9	<1	2.2	1.8	4.4	1	3.5	0.3	0.55	0.76	0.46 e	2.1
Trichlorofluoromethane				<1	<1	<1	<1	<1	<1	<0.5	<0.6	<0.6	<0.4	<0.20	<0.4	<0.40
Vinyl acetate	<10	<100	<10													
Vinyl chloride	<10	<100	<10	<1	<1	<1	<1	<1	<1	<0.3	<0.5	<0.5	<0.4	<0.10	<0.4	<0.30
Xylene, o-				<1	6.4	<1	1.9	<1	2.2	<0.2	<0.5	<0.5	<0.1	<0.20	<0.2	<0.60
Xylene, m & p-				<2	<2	<2	<2	<2	<2	<0.4	1.4	<0.3	<0.2	<0.10	<0.1	<0.50
Xylenes, Total	<5	<50	<5	<3	6.4	<3	1.9	<3	2.2	<0.6	1.4	<0.8	<0.3			

Volatile Organic Compounds - Historical Data
 WAULECO, INC - Wausau Facility
 Well - W03B

Parameter	07/24/03	07/13/04	07/20/05	07/18/06	07/11/07	07/23/08	07/06/09	07/15/10	07/18/11	07/06/12	07/01/13	07/09/14	07/07/15	07/05/16	07/13/17	07/11/18	07/09/19	07/07/20	07/08/21
1,1,1,2-Tetrachloroethane	<0.90	<0.90	<0.50	<0.70	<0.60	<0.60	<0.60	<0.24	<0.40										
1,1,1-Trichloroethane	<0.50	<0.50	<0.60	<0.50	<0.60	<0.60	<0.60	<0.21	<0.29										
1,1,2,2-Tetrachloroethane	<0.80	<0.80	<0.15	<0.13	<0.14	<0.14	<0.14	<0.19	<0.30										
1,1,2-Trichloroethane	<0.90	<0.90	<0.40	<0.50	<0.50	<0.50	<0.50	<0.26	<0.30										
1,1-Dichloroethane	<0.50	<0.50	<0.50	<0.40	<0.40	<0.40	<0.40	<0.20	<0.28										
1,1-Dichloroethene	<0.40	<0.40	<0.50	<0.30	<0.40	<0.40	<0.40	<0.24	<0.29										
1,1-Dichloropropene	<0.50	<0.50	<0.50	<0.60	<0.50	<0.50	<0.50	<0.24	<0.40										
1,2,3-Trichlorobenzene	<0.50	<0.50	<0.60	<0.50	<0.50	<0.50	<0.50	<0.30	<0.40										
1,2,3-Trichloropropane	<0.80	<0.80	<0.60	<0.70	<0.30	<0.30	<0.30	<0.21	<0.40										
1,2,4-Trichlorobenzene	<0.50	<0.50	<0.70	<0.70	<0.40	<0.40	<0.40	<0.30	<0.30										
1,2,4-Trimethylbenzene	<0.50	<0.50	<0.40	<0.50	<0.24	<0.24	<0.24	12	11		<0.40	<0.60	<0.50	<0.40	0.54	<0.40	<0.40	<0.40	1.4
1,2-Dibromo-3-chloropropane	<0.40	<0.40	<1.1	<0.30	<0.40	<0.40	<0.40	<0.40	<0.50										
1,2-Dibromoethane	<0.30	<0.30	<0.60	<0.50	<0.13	<0.13	<0.13	<0.16	<0.30										
1,2-Dichlorobenzene	<0.70	<0.70	<0.50	<0.50	<0.40	<0.40	<0.40	<0.23	<0.40										
1,2-Dichloroethane	<0.90	<0.90	<0.50	<0.50	<0.30	<0.30	<0.30	<0.30	<0.30										
cis-1,2-Dichloroethene	<0.50	<0.50	<0.60	<0.40	<0.40	<0.40	<0.40	0.58	0.4										
trans-1,2-Dichloroethene	<0.40	<0.40	<0.60	<0.40	<0.50	<0.50	<0.50	<0.25	<0.30										
1,2-Dichloropropane	<0.40	<0.40	<0.50	<0.50	<0.21	<0.21	<0.21	<0.22	<0.29										
1,3,5-Trimethylbenzene	<0.50	<0.50	<0.50	<0.40	<0.19	<0.19	<0.19	1.6	<0.30										
1,3-Dichlorobenzene	<0.50	<0.50	<0.50	<0.40	<0.40	<0.40	<0.40	<0.26	<0.30										
cis-1,3-Dichloropropene	<0.60	<0.60	<0.12	<0.15	<0.14	<0.14	<0.14	<0.19	<0.28										
1,3-Dichloropropane	<1.2	<1.2	<0.60	<0.50	<0.19	<0.19	<0.19	<0.23	<0.30										
trans-1,3-Dichloropropene	<0.70	<0.70	<0.14	<0.14	<0.14	<0.14	<0.14	<0.19	<0.30										
1,4-Dichlorobenzene	<0.50	<0.50	<0.50	<0.60	<0.50	<0.50	<0.50	<0.23	<0.30										
2,2-Dichloropropane	<0.60	<0.60	<0.60	<0.60	<0.30	<0.30	<0.30	<0.25	<0.28										
2-Butanone (MEK)			<7.0	<5.0	<4.0	<4.0	<4.0	<2.4	<3.0										
2-Chloroethyl vinyl ether																			
2-Chlorotoluene	<0.60	<0.60	<0.50	<0.50	<0.30	<0.30	<0.30	<0.22	<0.30										
2-Hexanone			<7.0	<8.0	<4.0	<4.0	<4.0	<4.0	<4.0										
4-Chlorotoluene	<0.60	<0.60	<0.40	<0.60	<0.30	<0.30	<0.30	<0.21	<0.29										
4-Methyl-2-Pentanone (MIBK)			<7.0	<6.0	<3.0	<3.0	<3.0	<3.0	<3.0										
Acetone			<9.0	<10.0	<7.0	<7.0	<7.0	<5.0	<5.0										
Benzene	<0.40	<0.40	<0.40	<0.40	<0.16	<0.16	<0.16	<0.19	<0.30										
Bromobenzene	<0.50	<0.50	<0.50	<0.60	<0.30	<0.30	<0.30	<0.20Q	<0.30										
Bromochloromethane	<0.50	<0.50	<0.50	<0.70	<0.21	<0.21	<0.21	<0.22	<0.40										
Bromodichloromethane	<0.40	<0.40	<0.13	<0.15	<0.19	<0.19	<0.19	<0.20	<0.30										

Volatile Organic Compounds - Historical Data
WAULECO, INC - Wausau Facility
Well - W03B

Parameter	07/24/03	07/13/04	07/20/05	07/18/06	07/11/07	07/23/08	07/06/09	07/15/10	07/18/11	07/06/12	07/01/13	07/09/14	07/07/15	07/05/16	07/13/17	07/11/18	07/09/19	07/07/20	07/08/21
Bromoform	<0.60	<0.60	<0.50	<0.21	<0.50	<0.50	<0.50	<0.22	<0.24										
Bromomethane	<0.80	<0.80	<0.80	<0.90	<0.40	<0.40	<0.40	<0.40	<0.30										
n-Butylbenzene	<0.50	14	<0.60	<0.40	<0.24	<0.24	<0.24	0.57	0.38										
sec-Butylbenzene	<0.50	8	<0.50	<0.50	<0.29	<0.29	<0.29	3.6	2.3										
tert-Butylbenzene	<0.50	5.6	<0.50	<0.50	<0.23	<0.23	<0.23	0.88	1.1										
Carbon disulfide			<1.1	<1.0	<0.50	<0.50	<0.50	<0.50	<0.60										
Carbon tetrachloride	<0.60	<0.60	<0.50	<0.50	<0.40	<0.40	<0.40	<0.23	<0.40										
Chlorobenzene	<0.80	<0.80	<0.50	<0.40	<0.30	<0.30	<0.30	<0.24	<0.30										
Chlorodibromomethane	<0.40	<0.40	<0.60	<0.60	<0.23	<0.23	<0.23	<0.19	<0.26										
Chloroethane	<0.50	<0.50	<0.70	<0.60	<0.40	<0.40	<0.40	<0.40	<0.30										
Chloroform	<0.60	<0.60	<0.50	<0.50	0.3	0.88	0.36	0.93	1.2										
Chloromethane	<0.40	<0.40	<0.24	<0.30	<0.30	<0.30	0.93B	<0.40	<0.40										
Dibromomethane	<0.50	<0.50	<0.70	<0.80	<0.40	<0.40	<0.40	<0.24	<0.30										
Dichlorodifluoromethane	<0.50	<0.50	<0.60	<0.29	<0.40	<0.40	<0.40	<0.26	<0.30										
Diisopropyl Ether	<0.50	<0.50	<0.50	<0.40	<0.50	<0.50	<0.50	<0.20	<0.30										
Ethylbenzene	<0.50	<0.50	<0.50	<0.50	<0.28	<0.28	<0.28	1.7	0.31										
Hexachlorobutadiene	<0.50	<0.50	<0.60	<0.90	<0.60	<0.60	<0.60	<0.30	<0.40										
Isopropylbenzene	<0.50	<0.50	<0.40	<0.60	<0.20	<0.20	<0.20	3	0.96										
p-Isopropyltoluene	<0.50	<0.50	<0.40	<0.40	<0.17	<0.17	<0.17	<0.23	<0.30										
Methyl tert-butyl ether	<0.50	<0.50	<0.60	<0.40	<0.23	<0.23	<0.23	<0.29	<0.30										
Methylene chloride	<1.0	3.1 J,A,B,Q	<0.40	<1.0	<0.50	<0.50	<0.50	<0.40	<0.40										
Naphthalene	<0.50	<0.50	<0.60	<0.70	<0.60	<0.60	<0.60	3.9	2.2	<0.32	<0.50	<1.2	<0.50	<0.90	<0.90	<0.90	<0.90	<0.90	<0.90
n-Propylbenzene	<0.50	<0.50	<0.40	<0.40	<0.20	<0.20	<0.20	3.8	0.81										
Styrene	<0.50	<0.50	<0.50	<0.50	<0.30	<0.30	<0.30	<0.20	<0.30										
Tetrachloroethene	<0.50	<0.50	<0.40	<0.29	<0.40	<0.40	<0.40	0.33	<0.30										
Tetrahydrofuran		0.60	<7.0	<7.0	<4.0	<4.0	<4.0	<3.0	<4.0										
Toluene	<0.50	<0.50	<0.40	<0.40	<0.20	<0.20	<0.20	<0.22	<0.30										
Trichloroethene	2.1	<0.15	3.6 M	2.8	2.9	7.7	3.4	8.8	6.5										
Trichlorofluoromethane	<0.40	<0.40	<0.50	<0.70	<0.40	<0.40	<0.40	<0.20	<0.40										
Vinyl acetate			<8.0	<1.7	<1.1	<1.1	<1.1	<3.0	<4.0										
Vinyl chloride	<0.30	<0.30	<0.12	<0.15	<0.15	<0.15	<0.15	<0.18	<0.19										
Xylene, o-	<0.60	<0.60	<0.40	<0.9	<0.50	<0.50	<0.50	0.5	3.2	<0.90	<1.0	<1.1	<0.80	<0.80	<0.80	<0.80	<0.80	<0.80	<0.80
Xylene, m & p-	<0.50	<0.50	<1.0	<0.60	<0.50	<0.50	<0.50	15	<0.60	<0.50	<0.50	<0.50	<0.40	<0.40	<0.40	<0.40	<0.40	<0.40	<0.40
Xylenes, Total				<1.5	<1.0	<1.0	<1.0	15.5	3.2	<1.4	<1.5	<1.6	<1.2	<1.2	<1.2	<1.2	<1.2	<1.2	<1.2

Prepared By: T. Dushek, 8/5/21

Checked by: A. Voit, 11/24/21

NOTES:

All Units are in ug/L

B = Analyte detected in associated Method Blank

J = Estimated Value

Volatile Organic Compounds - Historical Data
WAULECO, INC - Wausau Facility
Well - W6R

Parameter	07/24/03	07/23/08	7/23/2008 Duplicate	07/14/10	07/25/11	07/09/12	07/08/13	7/8/2013 Duplicate	07/09/14	07/09/15	7/9/2015 Duplicate	07/12/16	07/18/17	07/12/18	07/11/19	07/08/20	07/13/21
1,1,1,2-Tetrachloroethane	<90	<30	<30	<6.0	<2.0												
1,1,1-Trichloroethane	<50	<30	<30	<5.3	<1.5												
1,1,2,2-Tetrachloroethane	<80	<7	<7	<4.8	<1.5												
1,1,2-Trichloroethane	<90	<25	<25	<6.5	<1.5												
1,1-Dichloroethane	<50	<20	<20	<5.0	<1.4												
1,1-Dichloroethene	<40	<20	<20	<6.0	3.9												
1,1-Dichloropropene	<50	<25	<25	<6.0	<2.0												
1,2,3-Trichlorobenzene	<50	<25	<25	<7.5	<2.0												
1,2,3-Trichloropropane	<80	<15	<15	<5.3	<2.0												
1,2,4-Trichlorobenzene	<50	<20	<20	<7.5	<1.5												
1,2,4-Trimethylbenzene	1500	1400	1800	1000	230		200	280	66	49	61	13	1.1	14	120	4.9	77
1,2-Dibromo-3-chloropropane	<40	<20	<20	<10	<2.5												
1,2-Dibromoethane	<30	<6.5	<6.5	<4.0	<1.5												
1,2-Dichlorobenzene	<70	<20	<20	<5.8	<2.0												
1,2-Dichloroethane	<90	<15	<15	<7.5	<1.5												
cis-1,2-Dichloroethene	<50	<20	<20	<6.3	<1.5												
trans-1,2-Dichloroethene	<40	<25	<25	<6.3	<1.5												
1,2-Dichloropropane	<40	<11	<11	<5.5	<1.5												
1,3,5-Trimethylbenzene	680	560	720	520	150												
1,3-Dichlorobenzene	<50	<20	<20	<6.5	<1.5												
cis-1,3-Dichloropropene	<60	<7	<7	<4.8	<1.4												
1,3-Dichloropropane	<120	<9.5	<9.5	<5.8	<1.5												
trans-1,3-Dichloropropene	<70	<7	<7	<4.8	<1.5												
1,4-Dichlorobenzene	<50	<25	<25	<5.8	<1.5												
2,2-Dichloropropane	<60	<15	<15	<6.3	<1.4												
2-Butanone (MEK)		<200	<200	<60	<15												
2-Chloroethyl vinyl ether																	
2-Chlorotoluene	<60	<15	<15	<5.5	<1.5												
2-Hexanone		<200	<200	<100	<20												
4-Chlorotoluene	<60	<15	<15	<5.3	<1.5												
4-Methyl-2-Pentanone (MIBK)		<150	<150	<75	<15												
Acetone		<350	<350	<130	<25												
Benzene	<40	<8	<8	<4.8	<1.5												
Bromobenzene	<50	<15	<15	<5.0Q	<1.5												
Bromochloromethane	<50	<11	<11	<5.5	<2.0												
Bromodichloromethane	<40	<9.5	<9.5	<5.0	<1.5												
Bromoform	<60	<25	<25	<5.5	<1.2												
Bromomethane	<80	<20	<20	<13	<1.5												
n-Butylbenzene	400	96	130	66	34												
sec-Butylbenzene	<50	55	76	48	20												
tert-Butylbenzene	<50	14	20	<5.0	6.7												
Carbon disulfide		<25	<25	<13	<3.0												
Carbon tetrachloride	<60	<20	<20	<5.8	<2.0												
Chlorobenzene	<80	<15	<15	<6.0	<1.5												
Chlorodibromomethane	<40	<12	<12	<4.8	<1.3												
Chloroethane	<50	<20	<20	<10	<1.5												
Chloroform	<60	<11	<11	<3.8	1.7												

Volatile Organic Compounds - Historical Data
 WAULECO, INC - Wausau Facility
 Well - W6R

Parameter	07/24/03	07/23/08	7/23/2008 Duplicate	07/14/10	07/25/11	07/09/12	07/08/13	7/8/2013 Duplicate	07/09/14	07/09/15	7/9/2015 Duplicate	07/12/16	07/18/17	07/12/18	07/11/19	07/08/20	07/13/21
Chloromethane	<40	<15	<15	<10	<2.0												
Dibromomethane	<50	<20	<20	<6.0	<1.5												
Dichlorodifluoromethane	<50	<20	<20	<6.5	<1.5												
Diisopropyl Ether	<50	<25	<25	<5.0	<1.5												
Ethylbenzene	<50	<14	<14	7.6	5.9												
Hexachlorobutadiene	<50	<30	<30	<7.5	<2.0												
Isopropylbenzene	<50	45	53	8.1	17												
p-Isopropyltoluene	66	76	110	51	27												
Methyl tert-butyl ether	<50	<12	<12	<7.3	<1.5												
Methylene chloride	<100	<25	<25	33	2.3 B												
Naphthalene	200	100	110	96	36	2.1	25	26	11	12	12	1.6	<0.90	2.4	17	<0.90	<4.5 Y
n-Propylbenzene	78	74	96	79	28												
Styrene	<50	<15	<15	<5.0	<1.5												
Tetrachloroethene	<50	<20	<20	7.7	4.8												
Tetrahydrofuran		<200	<200	<75	<20												
Toluene	<50	<10	<10	<5.5	<1.5												
Trichloroethene	<60	<7.5	<7.5	<5.3	22												
Trichlorofluoromethane	<40	<20	<20	<5.0	<2.0												
Vinyl acetate		<55	<55	<75	<20												
Vinyl chloride	<30	<7.5	<7.5	<4.5	<0.95												
Xylene, m & p-	82	40	42	22	12	<9.0	<9.0	2.7	5.7	5.7	1.5	<0.80	<0.80	12	<0.80	6.4	
Xylene, o-	300	190	210	170	93	48	45	40	41	41	9.2	1.5	11	54	2	38	
Xylenes, Total	382	230	252	192	105	48	45	42.7	46.7	46.7	10.7	1.5	11	66	2	44.4	

Prepared By: T. Dushek, 8/5/21

Checked by: A. Voit, 11/24/21

NOTES:

All Units are in ug/L

Bold values indicate detections

A = Analyte averaged calibration criteria within acceptable limits

B = Analyte detected in associated Method Blank

M = Matrix spike or matrix spike duplicate outside acceptance limits.

J = Estimated Value

Q = Lab Control Sample outside acceptance limits

* = Suspected methylene chloride laboratory contamination.

Volatile Organic Compounds - Historical Data
WAULECO, INC - Wausau Facility
Well - W08

Parameter	06/14/92	09/17/92	12/19/92	03/23/93	06/28/93	12/27/93	06/21/94	07/06/95	07/08/96	07/11/97	06/23/98	06/07/99	07/17/00	01/30/01	07/10/01
1,1,1,2-Tetrachloroethane				<1		<1	<1		<1	<0.1	<0.3	<0.3	<0.4	<0.20	<0.4
1,1,1-Trichloroethane	<5	<50	<5	<1	<1	<1	<1	<1	<1	<0.3	<0.3	<0.3	<0.3	<0.20	<0.3
1,1,2,2-Tetrachloroethane	<5	<50	<5	<1	<1	<1	<1	<1	<1	<0.2	<0.2	<0.2	<0.4	<0.20	<0.4
1,1,2-Trichloroethane	<5	<50	<5	<1	<1	<1	<1	<1	<1	<1	<0.2	<0.2	<0.2	<0.10	<0.2
1,1-Dichloroethane	<5	<50	<5	<1	<1	<1	<1	<1	<1	<0.2	<0.2	<0.2	<0.4	<0.10	<0.4
1,1-Dichloroethene	<5	<50	<5	<1	<1	<1	<1	<1	<1	<0.4	<0.2	<0.2	<0.9	<0.20	<0.9
1,1-Dichloropropene				<1		<1	<1		<1	<0.2	<0.3	<0.3	<0.4	<0.20	<0.4
1,2,3-Trichlorobenzene				<1	<1	<1	<1		<1	<0.5	<0.4	<0.4	<0.5	<0.30	<0.5
1,2,3-Trichloropropane				<1		<1	<1		<1	<0.3	<0.2	<0.2	<0.3	<0.10	<0.3
1,2,4-Trichlorobenzene				<1	<1	<1	<1		<1	<0.5	<0.3	<0.3	<0.5	<0.30	<0.5
1,2,4-Trimethylbenzene				<1	<1	<1	<1		<1	<0.7	<0.6	<0.6	<0.2	<0.10	<0.2
1,2-Dibromo-3-chloropropane				<3	<3	<3	<3		<3	<0.3	<0.3	<0.3	<0.3	<0.40	<0.3
1,2-Dibromoethane				<2	<2	<2	<2		<2	<0.2	<0.4	<0.4	<0.3	<0.10	<0.3
1,2-Dichlorobenzene				<1	<1	<1	<1	<1	<1	<0.3	<0.3	<0.3	<0.3	<0.20	<0.3
1,2-Dichloroethane	<5	<50	<5	<1	<1	<1	<1	<1	<1	<0.2	<0.2	<0.2	<0.4	<0.20	<0.4
cis-1,2-Dichloroethene				<1	<1	<1	<1	<1	<1	<0.2	<0.2	<0.2	<0.4	<0.20	<0.4
trans-1,2-Dichloroethene	<5	<50	<5	<1	<1	<1	<1	<1	<1	<0.2	<0.3	<0.3	<0.8	<0.10	<0.8
1,2-Dichloropropane	<5	<50	<5	<1	<1	<1	<1	<1	<1	<0.1	<0.2	<0.2	<0.3	<0.20	<0.3
1,3,5-Trimethylbenzene				<1	<1	<1	<1		<1	<0.4	<0.3	<0.3	<0.3	<0.10	<0.3
1,3-Dichlorobenzene				<1	<1	<1	<1	<1	<1	<0.7	<0.4	<0.4	<0.4	<0.10	<0.4
cis-1,3-Dichloropropene	<5	<50	<5	<1		<1	<1	<1	<1	<0.3	<0.3	<0.3	<0.2	<0.10	<0.2
1,3-Dichloropropane				<1	<1	<1	<1		<1	<0.3	<0.6	<0.6	<0.4	<0.10	<0.4
trans-1,3-Dichloropropene	<5	<50	<5	<1	<1	<1	<1	<1	<1	<0.2	<0.2	<0.2	<0.5	<0.10	<0.5
1,4-Dichlorobenzene				<1	<1	<1	<1	<1	<1	<0.3	<0.3	<0.3	<0.4	<0.10	<0.4
2,2-Dichloropropane				<1	<1	<1	<1		<1	<0.2	<0.5	<0.5	<0.2	<0.20	<0.2
2-Butanone (MEK)	<10	<100	<10												
2-Chloroethyl vinyl ether								<10							
2-Chlorotoluene				<1	<1	<1	<1		<1	<0.4	<0.3	<0.3	<0.4	<0.10	<0.4
2-Hexanone	<10	<100	<10												
4-Chlorotoluene				<1	<1	<1	<1		<1	<0.3	<0.3	<0.3	<0.3	<0.20	<0.3
4-Methyl-2-Pentanone (MIBK)	<10	<100	<10												
Acetone	<10	1980	<10												
Benzene	<5	<50	<5	<1	<1	<1	<1	<1	<1	<0.2	<0.3	<0.3	<0.1	<0.10	<0.1
Bromobenzene				<1	<1	<1	<1		<1	<0.3	<0.2	<0.2	<0.5	<0.10	<0.5
Bromochloromethane				<1		<1	<1		<1	<0.4	<0.2	<0.2	<0.4	<0.10	<0.4
Bromodichloromethane	<5	<50	<5	<1	<1	<1	<1	<1	<1	<0.2	<0.2	<0.2	<0.2	<0.10	<0.2

Volatile Organic Compounds - Historical Data
 WAULECO, INC - Wausau Facility
 Well - W08

Parameter	06/14/92	09/17/92	12/19/92	03/23/93	06/28/93	12/27/93	06/21/94	07/06/95	07/08/96	07/11/97	06/23/98	06/07/99	07/17/00	01/30/01	07/10/01
Bromoform	<5	<50	<5	<1		<1	<1	<1	<1	<0.3	<0.2	<0.2	<0.1	<0.20	<0.1
Bromomethane	<10	<100	<10	<2		<2	<2	<2	<2	<0.3	<0.9	<0.9	<0.4	<0.40	<0.4
n-Butylbenzene				<1	<1	<1	<1		<1	<0.6	<0.3	<0.3	<0.4	<0.10	<0.4
sec-Butylbenzene				<1	<1	<1	<1		<1	<0.3	<0.2	<0.2	<0.3	<0.20	<0.3
tert-Butylbenzene				<1	<1	<1	<1		<1	<0.3	<0.3	<0.3	<0.1	<0.10	<0.1
Carbon disulfide	<5	<50	<5											<0.10	<0.3
Carbon tetrachloride	<5	<50	<5	<1	<1	<1	<1	<1	<1	<0.2	<0.4	<0.4	<0.3		
Chlorobenzene	<5	<50	<5	<1	<1	<1	<1	<1	<1	<0.3	<0.3	<0.3	<0.3	<0.10	<0.3
Chlorodibromomethane	<5	<50	<5	<1	<1	<1	<1	<1	<1	<0.3	<0.3	<0.3	<0.4	<0.20	<0.4
Chloroethane	<10	<100	<10	<2	<2	<2	<2	<2	<2	<0.4	<0.8	<0.8	<0.5	<0.40	<0.5
Chloroform	8.76	<50	<5	1.8	1.6	<1	1.3	<1	<1	0.9	1.6	1.6	<0.5	1.4	1.6
Chloromethane	<10	<100	<10	<2	<2	<2	<2	<2	<2	<0.7	<0.9	<0.9	<0.3	<0.20	<0.3
Dibromomethane				<1		<1	<1		<1	<0.1	<0.2	<0.2	<0.4	<0.20	<0.4
Dichlorodifluoromethane				<2	<2	<2	<2		<2	<0.3	<1.2	<1.2	<0.5	<0.10	<0.5
Diisopropyl Ether					<1							<0.3	<0.1	<0.10	<0.1
Ethylbenzene	<5	<50	<5	<1	<1	<1	<1	<1	<1	<0.2	<0.2	<0.2	<0.1	<0.10	<0.1
Hexachlorobutadiene				<1	<1	<1	<1		<1	<0.5	<0.6	<0.6	<0.6	<0.20	<0.6
Isopropylbenzene				<1	<1	<1	<1		<1	<0.2	<0.2	<0.2	<0.1	<0.10	<0.1
p-Isopropyltoluene				<1	<1	<1	<1		<1	<0.4	<0.2	<0.2	<0.2	<0.10	<0.2
Methyl tert-butyl ether					<1							<0.2	<1.1	<0.30	<1.1
Methylene chloride	<5	1210	<10	<3	<3	<3	<3	<3	<3	<0.3	<0.5	<0.5	<1.9	<0.40	<1.9
Naphthalene	<11	<10	<10	<1	<1	<1	<1	<1	<1	<0.8	<1.1	<1.1	<0.7	<0.20	<0.7
n-Propylbenzene				<1	<1	<1	<1		<1	<0.3	<0.2	<0.2	<0.3	<0.10	<0.3
Styrene	6.24	<50	<5	<1		<1	<1		<1	<0.2	<0.2	<0.2	<0.2	<0.10	<0.2
Tetrachloroethene	<5	7	<5	<1	<1	<1	<1	<1	<1	<0.3	<0.6	<0.6	<0.4	<0.10	<0.4
Tetrahydrofuran															
Toluene	<5	<50	<5	<1	<1	<1	<1	<1	<1	<0.2	<0.2	<0.2	<0.1	<0.20	<0.1
Trichloroethene	<5	<50	<5	<1	<1	<1	<1	<1	<1	<0.2	<0.3	<0.3	<0.3	<0.20	<0.3
Trichlorofluoromethane				<1	<1	<1	<1	<1	<1	<0.5	<0.6	<0.6	<0.4	<0.20	<0.4
Vinyl acetate	<10	<100	<10												
Vinyl chloride	<10	<100	<10	<1	<1	<1	<1	<1	<1	<0.3	<0.5	<0.5	<0.4	<0.10	<0.4
Xylene, m & p-				<2	<2	<2	<2	<2	<2	<0.4	<0.3	<0.3	<0.2	<0.20	<0.2
Xylene, o-				<1	<1	<1	<1	<1	<1	<0.2	<0.5	<0.5	<0.1	<0.10	<0.1
Xylenes, Total	<5	<50	<5												

Volatile Organic Compounds - Historical Data
WAULECO, INC - Wausau Facility
Well - W08

Parameter	08/05/02	07/22/03	07/12/04	07/19/05	07/18/06	07/09/07	07/22/08	07/06/09	07/13/10	07/18/11	07/06/12	07/01/13	07/07/14	07/06/15	07/05/16	07/10/17	07/10/18	07/08/19	07/06/20	07/06/21
1,1,1,2-Tetrachloroethane	<0.90	<0.90	<0.90	<0.50	<0.70	<0.60	<0.60	<0.60	<0.24	<0.40										
1,1,1-Trichloroethane	<0.50	<0.50	<0.50	<0.60	<0.50	<0.60	<0.60	<0.60	<0.21	<0.29										
1,1,2,2-Tetrachloroethane	<0.80	<0.80	<0.80	<0.15	<0.13	<0.14	<0.14	<0.14	<0.19	<0.30										
1,1,2-Trichloroethane	<0.90	<0.90	<0.90	<0.40	<0.50	<0.50	<0.50	<0.50	<0.26	<0.30										
1,1-Dichloroethane	<0.50	<0.50	<0.50	<0.50	<0.40	<0.40	<0.40	<0.40	<0.20	<0.28										
1,1-Dichloroethene	<0.40	<0.40	<0.40	<0.50	<0.30	<0.40	<0.40	<0.40	<0.24	<0.29										
1,1-Dichloropropene	<0.50	<0.50	<0.50	<0.50	<0.60	<0.50	<0.50	<0.50	<0.24	<0.40										
1,2,3-Trichlorobenzene	<0.50	<0.50	<0.50	<0.60	<0.50	<0.50	<0.50	<0.50	<0.30	<0.40										
1,2,3-Trichloropropane	<0.80	<0.80	<0.80	<0.60	<0.70	<0.30	<0.30	<0.30	<0.21	<0.40										
1,2,4-Trichlorobenzene	<0.50	<0.50	<0.50	<0.70	<0.70	<0.40	<0.40	<0.40	<0.30	<0.30										
1,2,4-Trimethylbenzene	<0.50	<0.50	<0.50	<0.40	<0.50	<0.24	<0.24	<0.24	<0.20	<0.30		<0.40 MY	<0.60 Y	<0.50	<0.40	<0.40	<0.40	<0.40	<0.40	<0.40
1,2-Dibromo-3-chloropropane	<0.40	<0.40	<0.40	<1.1	<0.30	<0.40	<0.40	<0.40	<0.40	<0.50										
1,2-Dibromoethane	<0.30	<0.30	<0.30	<0.60	<0.50	<0.13	<0.13	<0.13	<0.16	<0.30										
1,2-Dichlorobenzene	<0.70	<0.70	<0.70	<0.50	<0.50	<0.40	<0.40	<0.40	<0.23	<0.40										
1,2-Dichloroethane	<0.90	<0.90	<0.90	<0.50	<0.50	<0.30	<0.30	<0.30	<0.30	<0.30										
cis-1,2-Dichloroethene	<0.50	<0.50	<0.50	<0.60	<0.40	<0.40	<0.40	<0.40	<0.25	<0.30										
trans-1,2-Dichloroethene	<0.40	<0.40	<0.40	<0.60	<0.40	<0.50	<0.50	<0.50	<0.25	<0.30										
1,2-Dichloropropane	<0.40	<0.40	<0.40	<0.50	<0.50	<0.21	<0.21	<0.21	<0.22	<0.29										
1,3,5-Trimethylbenzene	<0.50	<0.50	<0.50	<0.50	<0.40	<0.19	<0.19	<0.19	<0.23	<0.30										
1,3-Dichlorobenzene	<0.50	<0.50	<0.50	<0.50	<0.40	<0.40	<0.40	<0.40	<0.26	<0.30										
cis-1,3-Dichloropropene	<0.60	<0.60	<0.60	<0.12	<0.15	<0.14	<0.14	<0.14	<0.19	<0.28										
1,3-Dichloropropane	<1.2	<1.2	<1.2	<0.60	<0.50	<0.19	<0.19	<0.19	<0.23	<0.30										
trans-1,3-Dichloropropene	<0.70	<0.70	<0.70	<0.14	<0.14	<0.14	<0.14	<0.14	<0.19	<0.30										
1,4-Dichlorobenzene	<0.50	<0.50	<0.50	<0.50	<0.60	<0.50	<0.50	<0.50	<0.23	<0.30										
2,2-Dichloropropane	<0.60	<0.60	<0.60	<0.60	<0.60	<0.30	<0.30	<0.30	<0.25	<0.28										
2-Butanone (MEK)				<7.0	<5.0	<4.0	<4.0	<4.0	<2.4	<3.0										
2-Chloroethyl vinyl ether																				
2-Chlorotoluene	<0.60	<0.60	<0.60	<0.50	<0.50	<0.30	<0.30	<0.30	<0.22	<0.30										
2-Hexanone				<7.0	<8.0	<4.0	<4.0	<4.0	<4.0	<4.0										
4-Chlorotoluene	<0.60	<0.60	<0.60	<0.40	<0.60	<0.30	<0.30	<0.30	<0.21	<0.29										
4-Methyl-2-Pentanone (MIBK)				<7.0	<6.0	<3.0	<3.0	<3.0	<3.0	<3.0										
Acetone				<9.0	<10.0	<7.0	<7.0	<7.0	<5.0	<5.0										
Benzene	<0.40	<0.40	<0.40	<0.40	<0.40	<0.16	<0.16	<0.16	<0.19	<0.30										
Bromobenzene	<0.50	<0.50	<0.50	<0.50	<0.60	<0.30	<0.30	<0.30	<0.20	<0.30										
Bromochloromethane	<0.50	<0.50	<0.50	<0.50	<0.70	<0.21	<0.21	<0.21	<0.22	<0.40										
Bromodichloromethane	<0.40	<0.40	<0.40	<0.13	<0.15	<0.19	<0.19	<0.19	<0.20	<0.30										

Volatile Organic Compounds - Historical Data
WAULECO, INC - Wausau Facility
Well - W08

Parameter	08/05/02	07/22/03	07/12/04	07/19/05	07/18/06	07/09/07	07/22/08	07/06/09	07/13/10	07/18/11	07/06/12	07/01/13	07/07/14	07/06/15	07/05/16	07/10/17	07/10/18	07/08/19	07/06/20	07/06/21
Bromoform	<0.60	<0.60	<0.60	<0.50	<0.21	<0.50	<0.50	<0.50	<0.22	<0.24										
Bromomethane	<0.80	<0.80	<0.80	<0.80	<0.90	<0.40	<0.40	<0.40	<0.50	<0.30										
n-Butylbenzene	<0.50	<0.50	14	<0.60	<0.40	<0.24	<0.24	<0.24	<0.23	<0.29										
sec-Butylbenzene	<0.50	<0.50	8	<0.50	<0.50	<0.29	<0.29	<0.29	<0.21	<0.30										
tert-Butylbenzene	<0.50	<0.50	5.6	<0.50	<0.50	<0.23	<0.23	<0.23	<0.20	<0.40										
Carbon disulfide				<1.1	<1.0	<0.50	<0.50	<0.50	<0.50	<0.60										
Carbon tetrachloride	<0.60	<0.60	<0.60	<0.50	<0.50	<0.40	<0.40	<0.40	<0.23	<0.40										
Chlorobenzene	<0.80	<0.80	<0.80	<0.50	<0.40	<0.30	<0.30	<0.30	<0.24	<0.30										
Chlorodibromomethane	<0.40	<0.40	<0.40	<0.60	<0.60	<0.23	<0.23	<0.23	<0.19	<0.26										
Chloroethane	<0.50	<0.50	<0.50	<0.70	<0.60	<0.40	<0.40	<0.40	<0.40	<0.30										
Chloroform	<0.60	<0.60	<0.60	<0.50	<0.50	<0.22	0.26	<0.22	<0.15	0.76										
Chloromethane	<0.40	<0.40	<0.40	<0.24	<0.30	<0.30	<0.30	0.58B	0.5B	<0.40										
Dibromomethane	<0.50	<0.50	<0.50	<0.70	<0.80	<0.40	<0.40	<0.40	<0.24	<0.30										
Dichlorodifluoromethane	<0.50	<0.50	<0.50	<0.60	<0.29	<0.40	<0.40	<0.40	<0.26	<0.30										
Diisopropyl Ether	<0.50	<0.50	<0.50	<0.50	<0.40	<0.50	<0.50	<0.50	<0.20	<0.30										
Ethylbenzene	<0.50	<0.50	<0.50	<0.50	<0.50	<0.28	<0.28	<0.28	<0.22	<0.29										
Hexachlorobutadiene	<0.50	<0.50	<0.50	<0.60	<0.90	<0.60	<0.60	<0.60	<0.30	<0.40										
Isopropylbenzene	<0.50	<0.50	<0.50	<0.40	<0.60	<0.20	<0.20	<0.20	<0.18	<0.30										
p-Isopropyltoluene	<0.50	<0.50	<0.50	<0.40	<0.40	<0.17	<0.17	<0.17	<0.23	<0.30										
Methyl tert-butyl ether	<0.50	<0.50	<0.50	<0.60	<0.40	<0.23	<0.23	<0.23	<0.29	<0.30										
Methylene chloride	<1.0	<1.0	3 J,A,B,Q	<0.40	<1.0	<0.50	<0.50	<0.50	<0.40	<0.40										
Naphthalene	<0.50	<0.50	<0.50	<0.60	<0.70	<0.60	<0.60	<0.60	<0.40	<0.40	<0.32	<0.50	<1.2	<0.50	<0.90	<0.90	<0.90	<0.90	<0.90	<0.90
n-Propylbenzene	<0.50	<0.50	<0.50	<0.40	<0.40	<0.20	<0.20	<0.20	<0.20	<0.30										
Styrene	<0.50	<0.50	<0.50	<0.50	<0.50	<0.30	<0.30	<0.30	<0.20	<0.30										
Tetrachloroethene	<0.50	<0.50	<0.50	<0.40	<0.29	<0.40	<0.40	<0.40	<0.30	<0.30										
Tetrahydrofuran			0.60	<7.0	<7.0	<4.0	<4.0	<4.0	<3.0	<4.0										
Toluene	<0.50	<0.50	<0.50	<0.40	<0.40	<0.20	<0.20	<0.20	<0.22	<0.30										
Trichloroethene	<0.60	<0.60	<0.15	<0.15	<0.15	<0.15	<0.15	<0.15	<0.21	<0.40										
Trichlorofluoromethane	<0.40	<0.40	<0.40	<0.50	<0.70	<0.40	<0.40	<0.40	<0.20	<0.40										
Vinyl acetate				<8.0	<1.7	<1.1	<1.1	<1.1	<3.0	<4.0										
Vinyl chloride	<0.30	<0.30	<0.30	<0.12	<0.15	<0.15	<0.15	<0.15	<0.18	<0.19										
Xylene, m & p-	<0.60	<0.60	<0.60	<1.0	<0.9	<0.50	<0.50	<0.50	<0.50	<0.60	<0.90 MY	<1.0 Y	<1.1	<0.80	<0.80	<0.80	<0.80	<0.80	<0.80	<0.80
Xylene, o-	<0.50	<0.50	<0.50	<0.40	<0.60	<0.50	<0.50	<0.50	<0.24	<0.29	<0.50 MY	<0.50 Y	<0.50	<0.40	<0.40	<0.40	<0.40	<0.40	<0.40	<0.40
Xylenes, Total					<1.5	<1.0	<1.0	<1.0	<1.0	<0.89	<1.4 MY	<1.5	<1.6	<1.2	<1.2	<1.2	<1.2	<1.2	<1.2	<1.2

Prepared By: T. Dushek, 8/5/21

Checked by: A. Voit, 11/24/21

NOTES:

All Units are in ug/L

Bold values indicate detections

A = Analyte averaged calibration criteria within acceptable limits

B = Analyte detected in associated Method Blank

M = Matrix spike or matrix spike duplicate outside acceptance limits.

J = Estimated Value

Q = Lab Control Sample outside acceptance limits

* = Suspected methylene chloride laboratory contamination.

Volatile Organic Compounds - Historical Data
 WAULECO, INC - Wausau Facility
 Well - W09

Parameter	12/17/92	06/28/93	12/28/93	06/22/94	07/05/95	07/09/96	07/11/97	06/24/98	06/07/99	07/18/00	01/30/01	07/10/01	08/06/02	07/23/03	07/12/04	07/18/05	07/18/06	07/10/07	07/23/08	07/07/09	07/13/10	07/18/11	07/19/12	07/02/13	07/10/14	07/07/15	07/06/16	07/11/17	07/18/18	07/09/19	07/07/20	07/12/21	
1,1,1,2-Tetrachloroethane			<1	<1		<1	<0.1	<0.3	<0.3	<0.4	<0.20	<0.4	<0.90	<0.90	<0.90	<0.50	<0.70	<0.60	<0.60	<0.60	<0.24	<0.40											
1,1,1-Trichloroethane	<5	<1	<1	<1	<1	<1	<0.3	<0.3	<0.3	<0.3	<0.20	<0.3	<0.50	<0.50	<0.50	<0.60	<0.50	<0.60	<0.60	<0.60	<0.21	<0.29											
1,1,2,2-Tetrachloroethane	<5	<1	<1	<1	<1	<1	<0.2	<0.2	<0.2	<0.4	<0.20	<0.4	<0.80	<0.80	<0.80	<0.15	<0.13	<0.14	<0.14	<0.14	<0.19	<0.30											
1,1,2-Trichloroethane	<5	<1	<1	<1	<1	<1	<1	<1	<0.2	<0.2	<0.10	<0.2	<0.90	<0.90	<0.90	<0.40	<0.50	<0.50	<0.50	<0.50	<0.26	<0.30											
1,1-Dichloroethane	<5	<1	<1	<1	<1	<1	<0.2	<0.2	<0.2	<0.4	<0.10	<0.4	<0.50	<0.50	<0.50	<0.50	<0.40	<0.40	<0.40	<0.40	<0.20	<0.28											
1,1-Dichloroethene	<5	<1	<1	<1	<1	<1	<0.4	<0.2	<0.2	<0.9	<0.20	<0.9	<0.40	<0.40	<0.40	<0.50	<0.30	<0.40	<0.40	<0.40	<0.24	<0.29											
1,1-Dichloropropene			<1	<1		<1	<0.2	<0.3	<0.3	<0.4	<0.20	<0.4	<0.50	<0.50	<0.50	<0.50	<0.60	<0.50	<0.50	<0.50	<0.24	<0.40											
1,2,3-Trichlorobenzene		<1	<1	<1		<1	<0.5	<0.4	<0.4	<0.5	<0.30	<0.5	<0.50	<0.50	<0.50	<0.60	<0.50	<0.50	<0.50	<0.50	<0.30	<0.40											
1,2,3-Trichloropropane			<1	<1		<1	<0.3	<0.2	<0.2	<0.3	<0.10	<0.3	<0.80	<0.80	<0.80	<0.60	<0.70	<0.30	<0.30	<0.30	<0.21	<0.40											
1,2,4-Trichlorobenzene		<1	<1	<1		<1	<0.5	<0.3	<0.3	<0.5	<0.30	<0.5	<0.50	<0.50	<0.50	<0.70	<0.70	<0.40	<0.40	<0.40	<0.30	<0.30											
1,2,4-Trimethylbenzene		<1	<1	1.3		1.8	3.4	1	<0.6	<0.2	0.11	<0.2	<0.50	<0.50	<0.50	<0.40	<0.50	<0.24	<0.24	<0.24	<0.20	<0.30	<0.40	<0.60	<0.50	<0.40	<0.40	<0.40	<0.40	<0.40	<0.40	1.2	
1,2-Dibromo-3-chloropropane	<3	<3	<3			<3	<0.3	<0.3	<0.3	<0.3	<0.40	<0.3	<0.40	<0.40	<0.40	<1.1	<0.30	<0.40	<0.40	<0.40	<0.40	<0.50											
1,2-Dibromoethane		<2	<2			<2	<0.2	<0.4	<0.4	<0.3	<0.10	<0.3	<0.30	<0.30	<0.30	<0.60	<0.50	<0.13	<0.13	<0.13	<0.16	<0.30											
1,2-Dichlorobenzene		<1	<1	<1	<1	<1	<0.3	<0.3	<0.3	<0.3	<0.20	<0.3	<0.70	<0.70	<0.70	<0.50	<0.50	<0.40	<0.40	<0.40	<0.23	<0.40											
1,2-Dichloroethane	<5	<1	<1	<1	<1	<1	<0.2	<0.2	<0.2	<0.4	<0.20	<0.4	<0.90	<0.90	<0.90	<0.50	<0.50	<0.30	<0.30	<0.30	<0.30	<0.30											
cis-1,2-Dichloroethene		<1	<1	<1	<1	<1	<0.2	<0.2	<0.2	<0.4	<0.20	<0.4	<0.50	<0.50	<0.50	<0.60	<0.40	<0.40	<0.40	<0.40	<0.25	<0.30											
trans-1,2-Dichloroethene	<5	<1	<1	<1	<1	<1	<0.2	<0.3	<0.3	<0.8	<0.10	<0.8	<0.40	<0.40	<0.40	<0.60	<0.40	<0.50	<0.50	<0.50	<0.25	<0.30											
1,2-Dichloropropane	<5	<1	<1	<1	<1	<1	<0.1	<0.2	<0.2	<0.3	<0.20	<0.3	<0.40	<0.40	<0.40	<0.50	<0.50	<0.21	<0.21	<0.21	<0.22	<0.29											
1,3,5-Trimethylbenzene		<1	<1	<1		<1	<0.4	<0.3	<0.3	<0.3	<0.10	<0.3	<0.50	<0.50	<0.50	<0.50	<0.40	<0.19	<0.19	<0.19	<0.23	<0.30											
1,3-Dichlorobenzene		<1	<1	<1	<1	<1	<0.7	<0.4	<0.4	<0.4	<0.10	<0.4	<0.50	<0.50	<0.50	<0.50	<0.40	<0.40	<0.40	<0.40	<0.26	<0.30											
cis-1,3-Dichloropropene	<5		<1	<1	<1	<1	<0.3	<0.3	<0.3	<0.2	<0.10	<0.2	<0.60	<0.60	<0.60	<0.12	<0.15	<0.14	<0.14	<0.14	<0.19	<0.28											
1,3-Dichloropropane		<1	<1	<1		<1	<0.3	<0.6	<0.6	<0.4	<0.10	<0.4	<1.2	<1.2	<1.2	<0.60	<0.50	<0.19	<0.19	<0.19	<0.23	<0.30											
trans-1,3-Dichloropropene	<5		<1	<1	<1	<1	<0.2	<0.2	<0.2	<0.5	<0.10	<0.5	<0.70	<0.70	<0.70	<0.14	<0.14	<0.14	<0.14	<0.14	<0.19	<0.30											
1,4-Dichlorobenzene		<1	<1	<1	<1	<1	<0.3	<0.3	<0.3	<0.4	<0.10	<0.4	<0.50	<0.50	<0.50	<0.50	<0.60	<0.50	<0.50	<0.50	<0.23	<0.30											
2,2-Dichloropropane		<1	<1	<1		<1	<0.2	<0.5	<0.5	<0.2	<0.20	<0.2	<0.60	<0.60	<0.60	<0.60	<0.60	<0.30	<0.30	<0.30	<0.25	<0.28											
2-Butanone (MEK)	<10															<7.0	<5.0	<4.0	<4.0	<4.0	<2.4	<3.0											
2-Chloroethyl vinyl ether					<10																												
2-Chlorotoluene		<1	<1	<1		<1	<0.4	<0.3	<0.3	<0.4	<0.10	<0.4	<0.60	<0.60	<0.60	<0.50	<0.50	<0.30	<0.30	<0.30	<0.22	<0.30											
2-Hexanone	<10															<7.0	<8.0	<4.0	<4.0	<4.0	<4.0	<4.0	<4.0										
4-Chlorotoluene		<1	<1	<1		<1	<0.3	<0.3	<0.3	<0.3	<0.20	<0.3	<0.60	<0.60	<0.60	<0.40	<0.60	<0.30	<0.30	<0.30	<0.21	<0.29											
4-Methyl-2-Pentanone (MIBK)	<10															<7.0	<6.0	<3.0	<3.0	<3.0	<3.0	<3.0	<3.0										
Acetone	<10															<9.0	<10.0	<7.0	<7.0	<7.0	<5.0	<5.0	<5.0										
Benzene	<5	<1	2.2	<1	<1	1.7	1.7	1.5	<0.3	<0.1	0.60	<0.1	<0.40	<0.40	<0.40	<0.40	<0.40	<0.16	<0.16	0.3	<0.19	<0.30											
Bromobenzene		<1	<1	<1		<1	<0.3	<0.2	<0.2	<0.5	<0.10	<0.5	<0.50	<0.50	<0.50	<0.50	<0.60	<0.30	<0.30	<0.30	<0.20	<0.30											
Bromochloromethane			<1	<1		<1	<0.4	<0.2	<0.2	<0.4	<0.10	<0.4	<0.50	<0.50	<0.50	<0.50	<0.70	<0.21	<0.21	<0.21	<0.22	<0.40											
Bromodichloromethane	<5	<1	<1	<1	<1	<1	<0.2	<0.2	<0.2	<0.2	<0.10	<0.2	<0.40	<0.40	<0.40	<0.13	<0.15	<0.19	<0.19	<0.19	<0.20	<0.30											
Bromoform	<5		<1	<1	<1	<1	<0.3	<0.2	<0.2	<0.1	<0.20	<0.1	<0.60	<0.60	<0.60	<0.60	<0.21	<0.50	<0.50	<0.50	<0.22	<0.24											
Bromomethane	<10		<2	<2	<2	<2	<0.3	<0.9	<0.9	<0.4	<0.40	<0.4	<0.80	<0.80	<0.80	<0.80	<0.90	<0.40	<0.40	<0.40	<0.50	<0.30											
n-Butylbenzene		2.9	1.6	1.8		3.8	4.5	3.6	2	1.4	0.76	<0.4	<0.50	2.5	2.6	<0.60	<0.40	<0.24	<0.24	<0.24	<0.23	<0.29											
sec-Butylbenzene		2	9.4	7.7		8.4	12	9.2	5.7	5.8	8.6	2.8	2.6	7.8	7.3	5.2	2.9	4.1	2.6	5.4	4	1.4											
tert-Butylbenzene		<1	<1	<1		1.0	<0.3	1.2	<0.3	<0.1	0.13	<0.1	<0.50	<0.50	<0.50	<0.50	<0.50	<0.23	<0.23	<0.23	<0.20	<0.40											
Carbon disulfide	<5															<1.1	<1.0	<0.50	<0.50	<0.50	<0.50	<0.60											
Carbon tetrachloride	<5	<1	<1	<1	<1	<1	<0.2	<0.4	<0.4	<0.3	<0.10	<0.3	<0.60	<0.60	<0.60	<0.50	<0.50	<0.40	<0.40	<0.40	<0.23	<0.40											
Chlorobenzene	<5	<1	<1	<1	<1	<1	<0.3	<0.3	<0.3	<0.3	<0.10	<0.3	<0.80	<0.80	<0.80	<0.50	<0.40	<0.30	<0.30	<0.30	<0.24	<0.30											
Chlorodibromomethane	<5	<1	<1	<1	<1	<1	<0.3	<0.3	<0.3	<0.4	<0.20	<0.4	<0.40	<0.40	<0.40	<0.60	<0.																

Volatile Organic Compounds - Historical Data
WAULECO, INC - Wausau Facility
Well - W09

Parameter	12/17/92	06/28/93	12/28/93	06/22/94	07/05/95	07/09/96	07/11/97	06/24/98	06/07/99	07/18/00	01/30/01	07/10/01	08/06/02	07/23/03	07/12/04	07/18/05	07/18/06	07/10/07	07/23/08	07/07/09	07/13/10	07/18/11	07/19/12	07/02/13	07/10/14	07/07/15	07/06/16	07/11/17	07/18/18	07/09/19	07/07/20	07/12/21	
p-Isopropyltoluene		<1	<1	<1		<1	<0.4	1.4	<0.2	<0.2	<0.10	<0.2	<0.50	<0.50	<0.50	<0.40	<0.40	<0.17	<0.17	<0.17	<0.23	<0.30											
Methyl tert-butyl ether		<1							<0.2	<1.1	<0.30	<1.1	<0.50	<0.50	<0.50	<0.60	<0.40	<0.23	<0.23	<0.23	<0.29	<0.30											
Methylene chloride	<10	<3	<3	<3	<3	<3	<0.3	<0.5	<0.5	<1.9	<0.40	<1.9	<1.0	<1.0	3 J,A,B,Q	<0.40	<1.0	<0.50	<0.50	<0.50	<0.40	<0.40											
Naphthalene		<1	<1	2.2	<1	3.1	7.7	4.6	1.8	0.81	<0.20	<0.7	<0.50	<0.50	<0.50	<0.60	<0.70	<0.60	<0.60	<0.60	<0.40	<0.40	<0.33	1.2	1.3	1.6	1.8	<0.90	1.5	1.2	<0.90	4.1	
n-Propylbenzene		1.7	<1	3.2		7.8	12	4.8	0.8	<0.3	1.9	<0.3	<0.50	1.8	1.1 J	<0.40	<0.40	<0.20	<0.20	<0.20	<0.20	<0.30											
Styrene	<5	<1	<1	<1		<1	<0.2	<0.2	<0.2	<0.2	<0.10	<0.2	<0.50	<0.50	<0.50	<0.50	<0.50	<0.30	<0.30	<0.30	<0.20	<0.30											
Tetrachloroethene	<5	<1	<1	<1	1.3	<1	<0.3	<0.6	<0.6	<0.4	<0.10	<0.4	<0.50	<0.50	<0.50	<0.40	<0.29	<0.40	<0.40	<0.40	<0.30	<0.30											
Tetrahydrofuran																<7.0	<7.0	<4.0	<4.0	<4.0	<3.0	<4.0											
Toluene	<5	<1	<1	<1	<1	<1	<0.2	<0.2	<0.2	<0.1	<0.20	<0.1	<0.50	<0.50	<0.50	<0.40	<0.40	<0.20	<0.20	<0.20	<0.22	<0.30											
Trichloroethene	<5	<1	<1	<1	<1	<1	<0.2	<0.3	<0.3	<0.3	<0.20	<0.3	<0.60	<0.60	<0.60	<0.15	<0.15	<0.15	<0.15	<0.15	<0.21	<0.40											
Trichlorofluoromethane		<1	<1	<1	<1	<1	<0.5	<0.6	<0.6	<0.4	<0.20	<0.4	<0.40	<0.40	<0.40	<0.50	<0.70	<0.40	<0.40	<0.40	<0.20	<0.40											
Vinyl acetate	<10															<8.0	<1.7	<1.1	<1.1	<1.1	<3.0	<4.0											
Vinyl chloride	<10	<1	<1	<1	<1	<1	<0.3	<0.5	<0.5	<0.4	<0.10	<0.4	0.83	<0.30	<0.30	<0.12	<0.15	<0.15	<0.15	<0.15	<0.18	<0.19											
Xylene, m & p-		<2	<2	<2	<2	<2	1.3	1.8	<0.3	<0.2	<0.20	<0.2	<0.60	<0.60	<0.60	<1.0	<0.9	<0.50	<0.50	<0.50	<0.50	<0.60	<0.90	<1.0	<1.1	<0.80	<0.80	<0.80	<0.80	<0.80	<0.80	<0.80	
Xylene, o-		<1	<1	<1	<1	1.1	<0.2	1.4	<0.5	<0.1	<0.10	<0.1	<0.50	<0.50	<0.50	<0.40	<0.60	<0.50	<0.50	<0.50	<0.24	<0.29	<0.50	<0.50	<0.50	<0.40	<0.40	<0.40	<0.40	<0.40	<0.40	<0.40	
Xylenes, Total	<5															<1.5	<1.0	<1.0	<1.0	<1.0	<1.0	<0.89	<1.4	<1.5	<1.6	<1.2	<1.2	<1.2	<1.2	<1.2	<1.2		

Prepared By: T. Dushek, 8/5/21

Checked by: A. Voit, 11/24/21

NOTES:

All Units are in ug/L

Bold values indicate detections

A = Analyte averaged calibration criteria within acceptable limits

B = Analyte detected in associated Method Blank

M = Matrix spike or matrix spike duplicate outside acceptance limits.

J = Estimated Value

Q = Lab Control Sample outside acceptance limits

* = Suspected methylene chloride laboratory contamination.

Volatile Organic Compounds - Historical Data
WAULECO, INC - Wausau Facility
Well - W10A

Parameter	12/18/92	06/30/93	12/28/93	06/22/94	07/06/95	07/09/96	07/11/97	06/24/98	06/08/99	07/17/00	01/30/01	07/10/01	08/06/02	07/23/03	07/14/04	07/20/05	07/19/06	07/10/07	07/23/08	7/23/2008 Duplicate	07/06/09	7/6/2009 Duplicate	07/15/10	07/25/11	7/25/2011 Duplicate	07/09/12	7/9/2012 Duplicate	
1,1,1,2-Tetrachloroethane			<1	<1		<10	<0.1	<0.3	<6	<8	<4.0	<10	<23	<23	<0.90	<0.50	<35 *	<30	<30	<30	<15	<15	<4.8	<8.0	<8.0			
1,1,1-Trichloroethane	<5	<1	<1	<1	<10	<10	<0.3	<0.3	<6	<6	<4.0	<7.5	<13	<13	<0.50	<0.60	<25 *	<30	<30	<30	<15	<15	<4.2	<5.8	<5.8			
1,1,2,2-Tetrachloroethane	<5	<1	<1	<1	11	<10	<0.2	<0.2	<4	<8	<4.0	<10	<20	<20	<0.80	<0.15	<6.5 *	<7.0	<7.0	<7.0	<3.5	<3.5	<3.8	<6.0	<6.0			
1,1,2-Trichloroethane	<5	<1	<1	<1	<10	<10	<1	<0.2	<4	<4	<2.0	<5.0	<23	<23	<0.90	<0.40	<25 *	<25	<25	<25	<13	<13	<5.2	<6.0	<6.0			
1,1-Dichloroethane	<5	<1	<1	<1	<10	<10	<0.2	<0.2	<4	<8	<2.0	<10	<13	<13	<0.50	<0.50	<20 *	<20	<20	<20	<10	<10	<4.0	<5.6	<5.6			
1,1-Dichloroethene	<5	<1	<1	<1	<10	<10	<0.4	<0.2	<4	<18	<2.0	<23	<10	<10	<0.40	<0.50	<15 *	<20	<20	<20	<10	<10	<4.8	<5.8	<5.8			
1,1-Dichloropropene			<1	<1		<10	<0.2	<0.3	<6	<8	<4.0	<10	<13	<13	<0.50	<0.50	<30 *	<25	<25	<25	<13	<13	<4.8	<8.0	<8.0			
1,2,3-Trichlorobenzene		<1	<1	<1		<10	<0.5	<0.4	<8	<10	<6.0	<13	<13	<13	<0.50	<0.60	<25 *	<25	<25	<25	<13	<13	<6.0	<8.0	<8.0			
1,2,3-Trichloropropane			<1	<1		<10	<0.3	<0.2	<4	<6	<2.0	<7.5	<20	<20	<0.80	<0.60	<35 *	<15	<15	<15	<7.5	<7.5	<4.2	<8.0	<8.0			
1,2,4-Trichlorobenzene		<1	<1	<1		<10	<0.5	<0.3	<6	<10	<6.0	<13	<13	<13	<0.50	<0.70	<35 *	<20	<20	<20	<10	<10	<6.0	<6.0	<6.0			
1,2,4-Trimethylbenzene		500	900	700		524.8	440	800	530	700	810	760	750	820	31	1000	700 *	1100	1300	1400	760	730	900	610	680			
1,2-Dibromo-3-chloropropane		<3	<3	<3		<30	<0.3	<0.3	<6	<6	<8.0	<7.5	<10	<10	<0.40	<1.1	<15 *	<20	<20	<20	<10	<10	<8.0	<10	<10			
1,2-Dibromoethane		<2	<2	<2		<20	<0.2	<0.4	<8	<6	<2.0	<7.5	<7.5	<7.5	<0.30	<0.60	<25 *	6.5	<6.5	<6.5	<3.3	<3.3	<3.2	<6.0	<6.0			
1,2-Dichlorobenzene		<1	<1	<1	<10	<10	<0.3	<0.3	<6	<6	<4.0	<7.5	<18	<18	<0.70	<0.50	<25 *	<20	<20	<20	<10	<10	<4.6	<8.0	<8.0			
1,2-Dichloroethane	<5	<1	<1	<1	<10	<10	<0.2	<0.2	<4	<8	<4.0	<10	<23	<23	<0.90	<0.50	<25 *	<15	<15	<15	<7.5	<7.5	<6.0	<6.0	<6.0			
cis-1,2-Dichloroethene		<1	<1	<1	<10	<10	<0.2	<0.2	<4	<8	<4.0	<10	<13	<13	<0.50	<0.60	<20 *	<20	<20	<20	<10	<10	<5.0	<6.0	<6.0			
trans-1,2-Dichloroethene	<5	<1	<1	<1	<10	<10	<0.2	<0.3	<6	<16	<2.0	<20	<10	<10	<0.40	<0.60	<20 *	<25	<25	<25	<13	<13	<5.0	<6.0	<6.0			
1,2-Dichloropropane	<5	<1	<1	<1	<10	<10	<0.1	<0.2	<4	<6	<4.0	<7.5	<10	<10	<0.40	<0.50	<25 *	<11	<11	<11	<5.3	<5.3	<4.4	<5.8	<5.8			
1,3,5-Trimethylbenzene		170	140	60		27.7	50	130	57	78	9.5	120	94	61	1.8	9.6	20 *	63	81	100	20	17	25	77	88			
1,3-Dichlorobenzene		<1	<1	<1	<10	<10	<0.7	<0.4	<8	<8	<2.0	<5.0	<13	<13	<0.50	<0.50	<20 *	<20	<20	<20	<10	<10	<5.2	<6.0	<6.0			
cis-1,3-Dichloropropene	<5		<1	<1	<10	<10	<0.3	<0.3	<6	<4	<2.0	<10	<15	<15	<0.60	<0.12	<7.5 *	<7.0	<7.0	<7.0	<3.5	<3.5	<3.8	<5.6	<5.6			
1,3-Dichloropropane		<1	<1	<1		<10	<0.3	<0.6	<12	<8	<2.0	<10	<30	<30	<1.2	<0.60	<25 *	9.5	9.5	9.5	4.8	4.8	4.6	6.0	6.0			
trans-1,3-Dichloropropene	<5		<1	<1	<10	<10	<0.2	<0.2	<4	<10	<2.0	<13	<18	<18	<0.70	<0.14	<7.0 *	<7.0	<7.0	<7.0	<3.5	<3.5	<3.8	<6.0	<6.0			
1,4-Dichlorobenzene		<1	<1	<1	<10	<10	<0.3	<0.3	<6	<8	<2.0	<10	<13	<13	<0.50	<0.50	<30 *	<25	<25	<25	<13	<13	<4.6	<6.0	<6.0			
2,2-Dichloropropane		<1	<1	<1		<10	<0.2	<0.5	<10	<4	<4.0	<5.0	<15	<15	<0.60	<0.60	<30 *	<15	<15	<15	<7.5	<7.5	<5.0	<5.6	<5.6			
2-Butanone (MEK)	<10															<7.0	<250 *	<200	<200	<200	<100	<100	<48	<60	<60			
2-Chloroethyl vinyl ether					<100																							
2-Chlorotoluene		<1	<1	<1		<10	<0.4	<0.3	<6	<8	<2.0	<10	<15	<15	<0.60	<0.50	<25 *	<15	<15	<15	<7.5	<7.5	<4.4	<6.0	<6.0			
2-Hexanone	<10															<7.0	<400 *	<200	<200	<200	<100	<100	<80	<80	<80			
4-Chlorotoluene		<1	<1	<1		<10	<0.3	<0.3	<6	<6	<4.0	<7.5	<15	<15	<0.60	0.81	<30 *	<15	<15	<15	<7.5	<7.5	<4.2	<5.8	<5.8			
4-Methyl-2-Pentanone (MIBK)	<10															<7.0	<300 *	<150	<150	<150	<75	<75	<60	<60	<60			
Acetone	<10															<9.0	<500 *	<350	<350	<350	<180	<180	<100	<100	<100			
Benzene	<5	3.3	5.2	5	<10	<10	<0.2	25	<6	<2	<2.0	<2.5	<10	<10	<0.40	0.86	<20 *	<8.0	<8.0	<8.0	<4.0	4.3	<3.8	<6.0	<6.0			
Bromobenzene		<1	<1	<1		<10	<0.3	<0.2	<4	<10	<2.0	<13	<13	<13	<0.50	<0.50	<30 *	<15	<15	<15	<7.5	<7.5	<4.0Q	<6.0 M	<6.0			
Bromochloromethane			<1	<1		<10	<0.4	<0.2	<4	<8	<2.0	<10	<13	<13	<0.50	<0.50	<35 *	<11	<11	<11	<5.3	<5.3	<4.4	<8.0	<8.0			
Bromodichloromethane	<5	<1	<1	<1	41	<10	<0.2	<0.2	<4	<4	<2.0	<5.0	<10	<10	<0.40	<0.13	<7.5 *	9.5	9.5	9.5	4.8	4.8	4.0	6.0	6.0			
Bromoform	<5		<1	<1	<10	<10	<0.3	<0.2	<4	<2	<4.0	<2.5	<15	<15	<0.60	<0.50	<11 *	<25	<25	<25	<13	<13	<4.4	<4.8	<4.8			
Bromomethane	<10		<2	<2	<20	<20	<0.3	<0.9	<18	<8	<8.0	<10	<20	<20	<0.80	<0.80	<45 *	<20	<20	<20	<10	<10	<10	<6.0	<6.0			
n-Butylbenzene		110	58	85		71.2	32	88	67	86	18	66	78	76	2.9	22	<20 *	30	61	12	21	24	23	15	17			
sec-Butylbenzene		14	24	<1		<10	<0.3	48	33	37	19	16 j	23	20	0.94 J	30	<25 *	29	48	50	34	32	37	23	26			
tert-Butylbenzene		<1	<1	250		<10	<0.3	<0.3	<6	<2	6.1	<2.5	<13	<13	<0.50	11	<25 *	<12	<12	36	12	11	6.4	9.3	9.3			
Carbon disulfide	<5															<1.1	<50 *	<25	<25	<25	<13	<13	<10	<12	<12			
Carbon tetrachloride	<5	<1	<1	<1	<10	<10	<0.2	<0.4	<8	<6	<2.0	<7.5	<15	<15	<0.60	<0.50	<25 *	<20	<20	<20	<10	<10	<4.6	<8.0	<8.0			
Chlorobenzene	<5	<1	<1	<1	<10	<10	<0.3	<0.3	<6	<6	<2.0	<7.5	<20	<20	<0.80	<0.50	<20 *	<15	<15	<15	<7.5	<7.5	<4.8	<6.0	<6.0			
Chlorodibromomethane	<5	<1	<1	<1	<10	<10	<0.3	<0.3	<6	<8	<2.0	<10	<10	<10	<0.40	<0.60	<30 *	<12	<12	<12	<5.8	<5.8	<3.8	<5.2	<5.2			
Chloroethane	<10	<2	<2	<2	<20	<20	<0.4	<0.8	<16	<10	<8.0	<13	<13	<13	<0.50	0.71	<30 *	<20	<20	<20	<10	<10	<8.0	<6.0	<6.0			
Chloroform	<5	1.4	<1	1.7	<10	<10	<0.2	<0.2	<4	<10	5.5	<13	<15	<15	<0.60	0.89	<25 *	<11	<11	<11	<5.5	<5.5	<3.0	4.6	4.6			
Chloromethane	<10	<2	<2	<2	<20	<20	<0.7	<0.9	<18	<6	<4.0	<7.5	<10	<10	<0.40	0.33	<15 *	<15	<15	<15	<7.5	<7.5	<8.0	<8.0	<8.0			
Dibromomethane			<1	<1		<10	<0.1	<0.2	<4	<8	<4.0	<10	<13	<13	<0.50	<0.70	<40 *	<20	<20	<20	<10	<10	<4.8	<6.0	<6.0			
Dichlorodifluoromethane		<2	<2	<2		<20	<0.3	<1.2	<24	<10	<2.0	<13	<13	<13	<0.50	<0.60	<15 *	<20	<20	<20	<10							

Volatile Organic Compounds - Historical Data
 WAULECO, INC - Wausau Facility
 Well - W10A

Parameter	12/18/92	06/30/93	12/28/93	06/22/94	07/06/95	07/09/96	07/11/97	06/24/98	06/08/99	07/17/00	01/30/01	07/10/01	08/06/02	07/23/03	07/14/04	07/20/05	07/19/06	07/10/07	07/23/08	7/23/2008 Duplicate	07/06/09	7/6/2009 Duplicate	07/15/10	07/25/11	7/25/2011 Duplicate	07/09/12	7/9/2012 Duplicate
p-Isopropyltoluene		<1	<1	3.4		<10	<0.4	35	7	<4	<2.0	16 j	<13	<13	<0.50	<0.40	<20 *	<8.5	<8.5	12	<4.3	<4.3	<4.6	<6.0	<6.0		
Methyl tert-butyl ether		<1							<4	<22	<6.0	<28	<13	<13	<0.50	<0.60	<20 *	<12	<12	<12	<5.8	<5.8	<5.8	<6.0	<6.0		
Methylene chloride	<10	<3	<3	<3	<30	<30	<0.3	<0.5	<10	<38	<8.0	<48	<25	<25	4.7 A,B,Q	<0.40	65 Q*	170 A	<25	<25	<13	<13	23	27 B	27 B		
Naphthalene	62.6	70	100	12	110	79.4	66	140	125	130	110	140	120	110	4.4	120 A	77 *	150	180	170	110	130	160	90	100	11 V	11 V
n-Propylbenzene		38	57	<1		63.5	34	78	49	54	48	50	59	66	2.4	64	40 *	90	89	87	67	66	93	46	51		
Styrene	<5		<1	<1		<10	<0.2	<0.2	<4	<4	<2.0	<5.0	<13	<13	<0.50	<0.50	<25 *	<15	<15	<15	<7.5	<7.5	<4.0	<6.0	<6.0		
Tetrachloroethene	<5	<1	3.6	2.8	<10	<10	<0.3	<0.6	<12	<8	<2.0	<10	<13	<13	<0.50	1.8	<15 *	<20	<20	<20	<10	<10	<6.0	<6.0	<6.0		
Tetrahydrofuran															<7.0	<350 *	<200	<200	<200	<200	<100	<100	<60	<80	<80		
Toluene	11.3	8.9	12	10	57	<10	<0.2	18	<4	7.1	<4.0	<2.5	<13	<13	<0.50	0.4	<20 *	<10	<10	<10	<5.0	<5.0	<4.4	<6.0	<6.0		
Trichloroethene	31.5	22	30	25	20	25.6	<0.2	35	<6	<6	19	9.4 j	<15	<15	0.67	17	<7.5 *	23	19	29	17	16	21	9	9.7		
Trichlorofluoromethane		<1	<1	<1	<10	<10	<0.5	<0.6	<12	<8	<4.0	<10	<10	<10	<0.40	<0.50	<35 *	<20	<20	<20	<10	<10	<4.0	<8.0	<8.0		
Vinyl acetate	<10															<8.0	<85 *	<55	<55	<55	<28	<28	<60	<80	<80		
Vinyl chloride	<10	<1	<1	<1	<10	<10	<0.3	<0.5	<10	<8	<2.0	<10	<7.5	<7.5	<0.30	<0.12	<7.5 *	<7.5	<7.5	<7.5	<3.8	<3.8	<3.6	<3.8	<3.8		
Xylene, m & p-		65	61	16	300	92.1	20	68	37	49	25	47	55	52	1.8 J	34	<45 *	51	54	58	33	32	41	30	32		
Xylene, o-		180	200	210	350	172.8	80	170	96	110	9.4	140	110	83	3.1	23	32 *	60	88	93	34	28	32	87	94		
Xylenes, Total	252															57	32 *	111	142	151	67	60	185	117	126		

Volatile Organic Compounds - Historical Data
 WAULECO, INC - Wausau Facility
 Well - W10A

Parameter	07/05/13	7/5/2013 Duplicate	07/10/14	07/09/15	7/9/2015 Duplicate	07/12/16	7/12/2016 Duplicate	7/18/2017	7/18/2017 Duplicate	7/18/2018	7/18/2018 Duplicate	7/15/2019	7/15/2019 Duplicate	7/13/2020	7/13/2020 Duplicate	7/13/2020	7/13/2020 Duplicate	7/13/2021	7/13/2021 Duplicate
1,1,1,2-Tetrachloroethane																			
1,1,1-Trichloroethane																			
1,1,2,2-Tetrachloroethane																			
1,1,2-Trichloroethane																			
1,1-Dichloroethane																			
1,1-Dichloroethene																			
1,1-Dichloropropene																			
1,2,3-Trichlorobenzene																			
1,2,3-Trichloropropane																			
1,2,4-Trichlorobenzene																			
1,2,4-Trimethylbenzene	530	430	450	290	290	150	170	490	590	500	490	580	610	630	630	630	630	440	410
1,2-Dibromo-3-chloropropane																			
1,2-Dibromoethane																			
1,2-Dichlorobenzene																			
1,2-Dichloroethane																			
cis-1,2-Dichloroethene																			
trans-1,2-Dichloroethene																			
1,2-Dichloropropane																			
1,3,5-Trimethylbenzene																			
1,3-Dichlorobenzene																			
cis-1,3-Dichloropropene																			
1,3-Dichloropropane																			
trans-1,3-Dichloropropene																			
1,4-Dichlorobenzene																			
2,2-Dichloropropane																			
2-Butanone (MEK)																			
2-Chloroethyl vinyl ether																			
2-Chlorotoluene																			
2-Hexanone																			
4-Chlorotoluene																			
4-Methyl-2-Pentanone (MIBK)																			
Acetone																			
Benzene																			
Bromobenzene																			
Bromochloromethane																			
Bromodichloromethane																			
Bromoform																			
Bromomethane																			
n-Butylbenzene																			
sec-Butylbenzene																			
tert-Butylbenzene																			
Carbon disulfide																			
Carbon tetrachloride																			
Chlorobenzene																			
Chlorodibromomethane																			
Chloroethane																			
Chloroform																			
Chloromethane																			
Dibromomethane																			
Dichlorodifluoromethane																			
Diisopropyl Ether																			
Ethylbenzene																			
Hexachlorobutadiene																			
Isopropylbenzene																			

Volatile Organic Compounds - Historical Data
 WAULECO, INC - Wausau Facility
 Well - W10A

Parameter	07/05/13	7/5/2013 Duplicate	07/10/14	07/09/15	7/9/2015 Duplicate	07/12/16	7/12/2016 Duplicate	7/18/2017	7/18/2017 Duplicate	7/18/2018	7/18/2018 Duplicate	7/15/2019	7/15/2019 Duplicate	7/13/2020	7/13/2020 Duplicate	7/13/2020	7/13/2020 Duplicate	7/13/2021	7/13/2021 Duplicate
p-Isopropyltoluene																			
Methyl tert-butyl ether																			
Methylene chloride																			
Naphthalene	55	57	46	8.6	8.8	<9.0	<9.0	28	33	28	29	26	26	<18	<18	<18	<18	4.9 Y	4.5 Y
n-Propylbenzene																			
Styrene																			
Tetrachloroethene																			
Tetrahydrofuran																			
Toluene																			
Trichloroethene																			
Trichlorofluoromethane																			
Vinyl acetate																			
Vinyl chloride																			
Xylene, m & p-	25	25	<20	<11	<11	15	16	18	19	29	29	<16	<16	<16	<16	<16	<16	20	19
Xylene, o-	84	79	58	39	38	28	31	84	100	97	93	76	79	68	68	68	68	42	40
Xylenes, Total	109	104	58	39	38	43	47	102	119	126	122	76	79	68	68	68	68	62	59

Prepared By: T. Dushek, 8/5/21

Checked by: A. Voit, 11/24/21

NOTES:

All Units are in ug/L

Bold values indicate detections

A = Analyte averaged calibration criteria within acceptable limits

B = Analyte detected in associated Method Blank

M = Matrix spike or matrix spike duplicate outside acceptance limits.

J = Estimated Value

Q = Lab Control Sample outside acceptance limits

V = Raised quantitation or reporting limit due to limited sample amount or dilution for matrix background interference

* = Suspected methylene chloride laboratory contamination.

Volatile Organic Compounds - Historical Data
WAULECO, INC - Wausau Facility
Well - W10B

Parameter	12/18/92	06/29/93	12/28/93	06/22/94	07/06/95	07/09/96	07/11/97	06/24/98	06/08/99	07/17/00	01/30/01	07/10/01	08/06/02	07/23/03	07/14/04	7/14/2004 duplicate	07/20/05	7/20/2005 duplicate	07/19/06	07/10/07	07/23/08	07/06/09	07/15/10	07/20/11	07/06/12	07/05/13	07/08/14	07/07/15	07/07/16	07/17/17	07/11/18	07/15/19	07/13/20	07/07/21		
1,1,1,2-Tetrachloroethane			<1	<1	<1	<0.1	<0.3	<0.3	<0.4	<0.20	<0.4	<0.90	<0.90	<0.90	<0.90	<0.50	<0.50	<0.70	<0.60	<0.60	<0.60	<0.60	<0.24	<0.40												
1,1,1-Trichloroethane	<5	<1	<1	<1	<1	<1	<0.3	<0.3	<0.3	<0.3	<0.20	<0.3	<0.50	<0.50	<0.50	<0.60	<0.60	<0.50	<0.60	<0.60	<0.60	<0.60	<0.21	<0.29												
1,1,2,2-Tetrachloroethane	<5	<1	<1	<1	<1	<1	<0.2	<0.2	<0.2	<0.4	<0.20	<0.4	<0.80	<0.80	<0.80	<0.15	<0.15	<0.13	<0.14	<0.14	<0.14	<0.14	<0.19	<0.30												
1,1,2-Trichloroethane	<5	<1	<1	<1	<1	<1	<0.2	<0.2	<0.2	<0.10	<0.2	<0.90	<0.90	<0.90	<0.90	<0.40	<0.40	<0.50	<0.50	<0.50	<0.50	<0.50	<0.26	<0.30												
1,1-Dichloroethane	<5	<1	<1	<1	<1	<1	<0.2	<0.2	<0.2	<0.4	<0.10	<0.4	<0.50	<0.50	<0.50	<0.50	<0.50	<0.40	<0.40	<0.40	<0.40	<0.40	<0.20	<0.28												
1,1-Dichloroethene	<5	<1	<1	<1	<1	<1	<0.4	<0.2	<0.2	<0.9	<0.20	<0.9	<0.40	<0.40	<0.40	<0.40	<0.50	<0.50	<0.30	<0.40	<0.40	<0.40	<0.24	<0.29												
1,1-Dichloropropene			<1	<1		<1	<0.2	<0.3	<0.3	<0.4	<0.20	<0.4	<0.50	<0.50	<0.50	<0.50	<0.50	<0.60	<0.50	<0.50	<0.50	<0.50	<0.24	<0.40												
1,2,3-Trichlorobenzene		<1	<1	<1	<1	<0.5	<0.4	<0.4	<0.5	<0.30	<0.5	<0.50	<0.50	<0.50	<0.50	<0.60	<0.60	<0.50	<0.50	<0.50	<0.50	<0.50	<0.30	<0.40												
1,2,3-Trichloropropane		<1	<1	<1	<1	<0.3	<0.2	<0.2	<0.3	<0.10	<0.3	<0.80	<0.80	<0.80	<0.80	<0.60	<0.60	<0.70	<0.30	<0.30	<0.30	<0.30	<0.21	<0.40												
1,2,4-Trichlorobenzene		<1	<1	<1	<1	<0.5	<0.3	<0.3	<0.5	<0.30	<0.5	<0.50	<0.50	<0.50	<0.50	<0.70	<0.70	<0.70	<0.40	<0.40	<0.40	<0.40	<0.30	<0.30												
1,2,4-Trimethylbenzene		<1	1.8	<1	1.0	<0.7	<0.6	<0.6	<0.2	<0.10	<0.2	<0.50	<0.50	<0.50	<0.50	<0.40	<0.40	<0.50	<0.24	<0.24	<0.24	<0.24	2.8	2.2												
1,2-Dibromo-3-chloropropane		<3	<3	<3	<3	<0.3	<0.3	<0.3	<0.3	<0.3	<0.40	<0.3	<0.40	<0.40	<0.40	<0.40	<1.1	<1.1	<0.30	<0.40	<0.40	<0.40	<0.40	<0.40												
1,2-Dibromoethane		<2	<2	<2	<2	<0.2	<0.4	<0.4	<0.3	<0.10	<0.3	<0.30	<0.30	<0.30	<0.30	<0.60	<0.60	<0.50	<0.13	<0.13	<0.13	<0.13	<0.16	<0.30												
1,2-Dichlorobenzene		<1	<1	<1	<1	<0.3	<0.3	<0.3	<0.3	<0.20	<0.3	<0.70	<0.70	<0.70	<0.70	<0.50	<0.50	<0.50	<0.40	<0.40	<0.40	<0.40	<0.23	<0.40												
1,2-Dichloroethane	<5	<1	<1	<1	<1	<1	<0.2	<0.2	<0.2	<0.4	<0.20	<0.4	<0.90	<0.90	<0.90	<0.90	<0.50	<0.50	<0.50	<0.30	<0.30	<0.30	<0.30	<0.30												
cis-1,2-Dichloroethene		<1	<1	<1	<1	<1	<0.2	<0.2	<0.2	<0.4	<0.20	<0.4	<0.50	<0.50	<0.50	<0.60	<0.60	<0.40	<0.40	<0.40	<0.40	<0.40	<0.25	<0.30												
trans-1,2-Dichloroethene	<5	<1	<1	<1	<1	<1	<0.2	<0.3	<0.3	<0.8	<0.10	<0.8	<0.40	<0.40	<0.40	<0.60	<0.60	<0.40	<0.50	<0.50	<0.50	<0.25	<0.30													
1,2-Dichloropropane	<5	<1	<1	<1	<1	<1	<0.1	<0.2	<0.2	<0.3	<0.20	<0.3	<0.40	<0.40	<0.40	<0.40	<0.50	<0.50	<0.50	<0.21	<0.21	<0.21	<0.22	<0.29												
1,3,5-Trimethylbenzene		<1	<1	<1	<1	<1	<0.4	<0.3	<0.3	<0.3	<0.10	<0.3	<0.50	<0.50	<0.50	<0.50	<0.50	<0.40	<0.19	<0.19	<0.19	<0.19	<0.23	3.3												
1,3-Dichlorobenzene		<1	<1	<1	<1	<1	<0.7	<0.4	<0.4	<0.4	<0.10	<0.4	<0.50	<0.50	<0.50	<0.50	<0.50	<0.40	<0.40	<0.40	<0.40	<0.40	<0.26	<0.30												
cis-1,3-Dichloropropene	<5		<1	<1	<1	<1	<0.3	<0.3	<0.3	<0.2	<0.10	<0.2	<0.60	<0.60	<0.60	<0.60	<0.12	<0.12	<0.15	<0.14	<0.14	<0.14	<0.19	<0.28												
1,3-Dichloropropane		<1	<1	<1	<1	<1	<0.3	<0.6	<0.6	<0.4	<0.10	<0.4	<1.2	<1.2	<1.2	<1.2	<0.60	<0.60	<0.50	<0.19	<0.19	<0.19	<0.19	<0.23	<0.30											
trans-1,3-Dichloropropene	<5		<1	<1	<1	<1	<0.2	<0.2	<0.2	<0.5	<0.10	<0.5	<0.70	<0.70	<0.70	<0.70	<0.14	<0.14	<0.14	<0.14	<0.14	<0.14	<0.14	<0.19	<0.30											
1,4-Dichlorobenzene		<1	<1	<1	<1	<1	<0.3	<0.3	<0.3	<0.4	<0.10	<0.4	<0.50	<0.50	<0.50	<0.50	<0.50	<0.60	<0.50	<0.50	<0.50	<0.50	<0.23	<0.30												
2,2-Dichloropropane		<1	<1	<1	<1	<1	<0.2	<0.5	<0.5	<0.2	<0.20	<0.2	<0.60	<0.60	<0.60	<0.60	<0.60	<0.60	<0.30	<0.30	<0.30	<0.30	<0.25	<0.28												
2-Butanone (MEK)	<10																<7.0	<7.0	<5.0	<4.0	<4.0	<4.0	<2.4	<3.0												
2-Chloroethyl vinyl ether					<10																															
2-Chlorotoluene		<1	<1	<1		<1	<0.4	<0.3	<0.3	<0.4	<0.10	<0.4	<0.60	<0.60	<0.60	<0.60	<0.50	<0.50	<0.30	<0.30	<0.30	<0.30	<0.22	<0.30												
2-Hexanone	<10																<7.0	<7.0	<8.0	<4.0	<4.0	<4.0	<4.0	<4.0	<4.0											
4-Chlorotoluene		<1	<1	<1		<1	<0.3	<0.3	<0.3	<0.3	<0.20	<0.3	<0.60	<0.60	<0.60	<0.60	<0.40	<0.40	<0.60	<0.30	<0.30	<0.30	<0.21	<0.29												
4-Methyl-2-Pentanone (MIBK)	<10																<7.0	<6.0	<3.0	<3.0	<3.0	<3.0	<3.0	<3.0	<3.0											
Acetone	<10																<9.0	<9.0	<10.0	<7.0	<7.0	<7.0	<5.0	<5.0												
Benzene	<5	<1	<1	<1	<1	<1	<0.2	<0.3	<0.3	<0.1	<0.10	<0.1	<0.40	<0.40	<0.40	<0.40	<0.40	<0.40	<0.16	<0.16	<0.16	<0.16	<0.19	<0.30												
Bromobenzene		<1	<1	<1		<1	<0.3	<0.2	<0.2	<0.5	<0.10	<0.5	<0.50	<0.50	<0.50	<0.50	<0.50	<0.60	<0.30	<0.30	<0.30	<0.30	<0.20Q	<0.30												
Bromochloromethane			<1	<1		<1	<0.4	<0.2	<0.2	<0.4	<0.10	<0.4	<0.50	<0.50	<0.50	<0.50	<0.50	<0.70	<0.21	<0.21	<0.21	<0.21	<0.22	<0.40												
Bromodichloromethane	<5	<1	<1	<1	<1	<1	<0.2	<0.2	<0.2	<0.2	<0.10	<0.2	<0.40	<0.40	<0.40	<0.13	<0.13	<0.15	<0.19	<0.19	<0.19	<0.19	<0.20	<0.30												

Volatile Organic Compounds - Historical Data
WAULECO, INC - Wausau Facility
Well - W10B

Parameter	12/18/92	06/29/93	12/28/93	06/22/94	07/06/95	07/09/96	07/11/97	06/24/98	06/08/99	07/17/00	01/30/01	07/10/01	08/06/02	07/23/03	07/14/04	7/14/2004 duplicate	07/20/05	7/20/2005 duplicate	07/19/06	07/10/07	07/23/08	07/06/09	07/15/10	07/20/11	07/06/12	07/05/13	07/08/14	07/07/15	07/07/16	07/17/17	07/11/18	07/15/19	07/13/20	07/07/21	
Bromoform	<5	<1	<1	<1	<1	<1	<0.3	<0.2	<0.2	<0.1	<0.20	<0.1	<0.60	<0.60	<0.60	<0.50	<0.50	<0.21	<0.50	<0.50	<0.50	<0.50	<0.22	<0.24											
Bromomethane	<10	<2	<2	<2	<2	<2	<0.3	<0.9	<0.9	<0.4	<0.40	<0.4	<0.80	<0.80	<0.80	<0.80	<0.80	<0.90	<0.40	<0.40	<0.40	<0.40	<0.50	<0.30											
n-Butylbenzene		<1	<1	<1	<1	<1	<0.6	<0.3	<0.3	<0.4	<0.10	<0.4	<0.50	<0.50	<0.50	<0.60	<0.60	14	<0.24	<0.24	<0.24	<0.24	<0.23	0.38											
sec-Butylbenzene		<1	<1	<1	<1	<1	<0.3	<0.2	<0.2	<0.3	0.22	<0.3	<0.50	<0.50	<0.50	<0.50	<0.50	8	<0.29	<0.29	<0.29	<0.29	<0.21	0.95											
tert-Butylbenzene		<1	<1	<1	<1	<1	<0.3	<0.3	<0.3	<0.1	<0.10	<0.1	<0.50	<0.50	<0.50	<0.50	<0.50	5.6	<0.23	<0.23	<0.23	<0.23	<0.20	0.4											
Carbon disulfide	<5															<1.1	<1.1	<1.0	<0.50	<0.50	<0.50	<0.50	<0.50	<0.60											
Carbon tetrachloride	<5	<1	<1	<1	<1	<1	<0.2	<0.4	<0.4	<0.3	<0.10	<0.3	<0.60	<0.60	<0.60	<0.50	<0.50	<0.50	<0.40	<0.40	<0.40	<0.40	<0.23	<0.40											
Chlorobenzene	<5	<1	<1	<1	<1	<1	<0.3	<0.3	<0.3	<0.3	<0.10	<0.3	<0.80	<0.80	<0.80	<0.50	<0.50	<0.40	<0.30	<0.30	<0.30	<0.30	<0.24	<0.30											
Chlorodibromomethane	<5	<1	<1	<1	<1	<1	<0.3	<0.3	<0.3	<0.4	<0.10	<0.4	<0.40	<0.40	<0.40	<0.60	<0.60	<0.60	<0.23	<0.23	<0.23	<0.23	<0.19	<0.26											
Chloroethane	<10	<2	<2	<2	<2	<2	<0.4	<0.8	<0.8	<0.5	<0.40	<0.5	<0.50	<0.50	<0.50	<0.70	<0.70	<0.60	<0.40	<0.40	<0.40	<0.40	<0.40	<0.30											
Chloroform	<5	<1	<1	<1	<1	<1	<0.2	<0.2	<0.2	<0.5	<0.10	<0.5	<0.60	<0.60	<0.60	<0.50	<0.50	<0.50	<0.22	<0.22	<0.22	<0.22	<0.15	<0.23											
Chloromethane	<10	<2	<2	<2	<2	<2	<0.7	<0.9	<0.9	<0.3	<0.20	<0.3	<0.40	<0.40	<0.40	<0.40	<0.24	<0.24	<0.30	<0.30	<0.30	1.5B	<0.40	<0.40											
Dibromomethane		<1	<1	<1	<1	<1	<0.1	<0.2	<0.2	<0.4	<0.20	<0.4	<0.50	<0.50	<0.50	<0.70	<0.70	<0.80	<0.40	<0.40	<0.40	<0.40	<0.24	<0.30											
Dichlorodifluoromethane		<2	<2	<2	<2	<2	<0.3	<1.2	<1.2	<0.5	<0.10	<0.5	<0.50	<0.50	<0.50	<0.60	<0.60	<0.29	<0.40	<0.40	<0.40	<0.40	<0.26	<0.30											
Diisopropyl Ether		<1							<0.3	<0.1	<0.10	<0.1	<0.50	<0.50	<0.50	<0.50	<0.50	<0.50	<0.40	<0.50	<0.50	<0.50	<0.20	<0.30											
Ethylbenzene	<5	<1	<1	<1	<1	<1	<0.2	<0.2	<0.2	<0.1	<0.10	<0.1	<0.50	<0.50	<0.50	<0.50	<0.50	<0.50	<0.28	<0.28	<0.28	<0.28	<0.22	0.34											
Hexachlorobutadiene		<1	<1	<1	<1	<1	<0.5	<0.6	<0.6	<0.6	<0.20	<0.6	<0.50	<0.50	<0.50	<0.50	<0.60	<0.60	<0.90	<0.60	<0.60	<0.60	<0.30	<0.40											
Isopropylbenzene		<1	<1	<1	<1	<1	<0.2	<0.2	<0.2	<0.1	0.23	<0.1	<0.50	<0.50	<0.50	<0.50	<0.40	<0.40	<0.60	<0.20	<0.20	<0.20	<0.18	0.84											
p-Isopropyltoluene		<1	<1	<1	<1	<1	<0.4	<0.2	<0.2	<0.2	<0.10	<0.2	<0.50	<0.50	<0.50	<0.50	<0.40	<0.40	<0.17	<0.17	<0.17	<0.17	<0.23	<0.30											
Methyl tert-butyl ether		<1							<0.2	<1.1	<0.30	<1.1	<0.50	<0.50	<0.50	<0.50	<0.60	<0.60	<0.40	<0.23	<0.23	<0.23	<0.29	<0.30											
Methylene chloride	<10	<3	<3	<3	<3	<3	<0.3	<0.5	<0.5	<1.9	<0.40	<1.9	<1.0	<1.0	3 J.A.B.Q	3 J.A.B.Q	<0.40	<0.40	<1.0	<0.50	<0.50	<0.50	<0.40	<0.40											
Naphthalene	<10	<1	<1	<1	<1	<1	<0.8	<1.1	<1.1	<0.7	<0.20	<0.7	<0.50	<0.50	<0.50	<0.50	<0.60	<0.70	<0.60	<0.60	<0.60	<0.60	<0.40	2.8	<0.33	0.69	<1.2	<0.50	<0.90	<0.90	<0.90	<0.90	0.94	<0.90	<0.90
n-Propylbenzene		<1	<1	<1	<1	<1	<0.3	<0.2	<0.2	<0.3	<0.10	<0.3	<0.50	<0.50	<0.50	<0.50	<0.40	<0.40	<0.20	<0.20	<0.20	<0.20	<0.20	0.63											
Styrene	<5	<1	<1	<1	<1	<1	<0.2	<0.2	<0.2	<0.2	<0.10	<0.2	<0.50	<0.50	<0.50	<0.50	<0.50	<0.50	<0.30	<0.30	<0.30	<0.30	<0.20	<0.30											
Tetrachloroethene	<5	<1	<1	<1	<1	<1	<0.3	<0.6	<0.6	<0.4	<0.10	<0.4	<0.50	<0.50	<0.50	<0.50	<0.40	<0.40	<0.29	<0.40	<0.40	<0.40	<0.30	<0.30											
Tetrahydrofuran																		<7.0	0.60	<4.0	<4.0	<4.0	<4.0	<3.0	<4.0										
Toluene	<5	<1	<1	<1	<1	<1	<0.2	<0.2	<0.2	<0.1	<0.20	<0.1	<0.50	<0.50	<0.50	<0.50	<0.40	<0.40	<0.20	<0.20	<0.20	<0.20	<0.22	<0.30											
Trichloroethene	<5	<1	<1	<1	<1	<1	<0.2	<0.3	<0.3	<0.3	<0.20	<0.3	<0.60	<0.60	0.63 J	0.75 J	<0.15	<0.15	<0.15	<0.15	<0.15	0.98	0.39	<0.21	0.45										
Trichlorofluoromethane		<1	<1	<1	<1	<1	<0.5	<0.6	<0.6	<0.4	<0.20	<0.4	<0.40	<0.40	<0.40	<0.40	<0.50	<0.50	<0.70	<0.40	<0.40	<0.40	<0.20	<0.40											
Vinyl acetate	<10																<8.0	<8.0	<1.7	<1.1	<1.1	<1.1	<3.0	<4.0											
Vinyl chloride	<10	<1	<1	<1	<1	<1	<0.3	<0.5	<0.5	<0.4	<0.10	<0.4	<0.30	<0.30	<0.30	<0.30	<0.12	<0.12	<0.15	<0.15	<0.15	<0.15	<0.18	<0.19											
Xylene, m & p-		<2	<2	<2	<2	<2	<0.4	<0.3	<0.3	<0.2	<0.20	<0.2	<0.60	<0.60	<0.60	<0.60	<1.0	<1.0	<0.9	<0.50	<0.50	<0.50	<0.50	0.7	<0.90 MY	<1.0	<1.1	<0.80	<0.80	<0.80	<0.80	<0.80	<0.80	<0.80	
Xylene, o-		<1	<1	<1	<1	<1	<0.2	<0.5	<0.5	<0.1	<0.10	<0.1	<0.50	<0.50	<0.50	<0.50	<0.40	<0.40	<0.60	<0.50	<0.50	<0.50	<0.24	2.1	0.57 MY	<0.50	<0.50	<0.40	<0.40	<0.40	<0.40	<0.40	<0.40	<0.40	
Xylenes, Total	<5																	<1.5	<1.0	<1.0	<1.0	<1.0	<1.0	2.8	0.57 MY	<1.5	<1.6	<1.2	<1.2	<1.2	<1.2	<1.2	<1.2	<1.2	

Prepared By: T. Dushek, 8/5/21

Checked by: A. Voit, 11/24/21

NOTES:

All Units are in ug/L

Bold values indicate detections

A = Analyte averaged calibration criteria within acceptable limits

B = Analyte detected in associated Method Blank

M = Matrix spike or matrix spike duplicate outside acceptance limits.

J = Estimated Value

Q = Lab Control Sample outside acceptance limits

* = Suspected methylene chloride laboratory contamination.

Volatile Organic Compounds - Historical Data
 WAULECO, INC - Wausau Facility
 Well - W11

Parameter	12/17/92	06/30/93	12/28/93	06/21/94	07/05/95	07/09/96	07/11/97	06/24/98	06/08/99	07/18/00	01/30/01	07/11/01	08/06/02	07/22/03	07/13/04	07/19/05	07/19/06	07/10/07	07/23/08	07/07/09	07/14/10	07/19/11	07/09/12	07/01/13	7/1/2013 Duplicate	07/08/14	07/06/15	07/05/16	07/17/17	07/11/18	07/09/19	07/07/20	07/13/21				
1,1,1,2-Tetrachloroethane			<1	<1		<1	<0.1	<0.3	<0.3	<0.4	<0.20	<0.4	<0.90	<0.90	<0.90	<0.50	<0.70	<0.60	<0.60	<0.60	<0.24	<0.40															
1,1,1-Trichloroethane	<5	<1	<1	<1	<1	<1	<0.3	<0.3	<0.3	<0.3	<0.20	<0.3	<0.50	<0.50	<0.50	<0.60	<0.50	<0.60	<0.60	<0.60	<0.21	<0.29															
1,1,2,2-Tetrachloroethane	<5	<1	<1	<1	<1	<1	<0.2	<0.2	<0.2	<0.4	<0.20	<0.4	<0.80	<0.80	<0.80	<0.15	<0.13	<0.14	<0.14	<0.14	<0.14	<0.19	<0.30														
1,1,2-Trichloroethane	<5	<1	<1	<1	<1	<1	<0.2	<0.2	<0.2	<0.2	<0.10	<0.2	<0.90	<0.90	<0.90	<0.40	<0.50	<0.50	<0.50	<0.50	<0.26	<0.30															
1,1-Dichloroethane	<5	<1	<1	<1	<1	<1	<0.2	<0.2	<0.2	<0.4	<0.10	<0.4	<0.50	<0.50	<0.50	<0.50	<0.40	<0.40	<0.40	<0.40	<0.40	<0.20	<0.28														
1,1-Dichloroethene	<5	<1	<1	<1	<1	<1	<0.4	<0.2	<0.2	<0.9	<0.20	<0.9	<0.40	<0.40	<0.40	<0.50	<0.30	<0.40	<0.40	<0.40	<0.24	<0.29															
1,1-Dichloropropene			<1	<1		<1	<0.2	<0.3	<0.3	<0.4	<0.20	<0.4	<0.50	<0.50	<0.50	<0.60	<0.50	<0.50	<0.50	<0.50	<0.24	<0.40															
1,2,3-Trichlorobenzene			<1	<1		<1	<0.5	<0.4	<0.4	<0.5	<0.30	<0.5	<0.50	<0.50	<0.50	<0.60	<0.50	<0.50	<0.50	<0.50	<0.50	<0.30	<0.40														
1,2,3-Trichloropropane			<1	<1		<1	<0.3	<0.2	<0.2	<0.3	<0.10	<0.3	<0.80	<0.80	<0.80	<0.60	<0.70	<0.30	<0.30	<0.30	<0.21	<0.40															
1,2,4-Trichlorobenzene			<1	<1	<1	<1	<0.5	<0.3	<0.3	<0.5	<0.30	<0.5	<0.50	<0.50	<0.50	<0.70	<0.70	<0.40	<0.40	<0.40	<0.40	<0.30	<0.30														
1,2,4-Trimethylbenzene			<1	<1		<1	<0.7	<0.6	7.1	<0.2	0.48	<0.2	<0.50	<0.50	<0.50	<0.40	<0.50	<0.24	<0.24	<0.24	<0.20	<0.30		<0.40	<0.40	<0.60	<0.50	<0.40	<0.40	<0.40	<0.40	<0.40	<0.40	<0.40	<0.40		
1,2-Dibromo-3-chloropropane			<3	<3	<3	<3	<0.3	<0.3	<0.3	<0.3	<0.40	<0.3	<0.40	<0.40	<0.40	<1.1	<0.30	<0.40	<0.40	<0.40	<0.40	<0.40	<0.50														
1,2-Dibromoethane			<2	<2		<2	<0.2	<0.4	<0.4	<0.3	<0.10	<0.3	<0.30	<0.30	<0.30	<0.60	<0.50	<0.13	<0.13	<0.13	<0.16	<0.30															
1,2-Dichlorobenzene			<1	<1	<1	<1	<0.3	<0.3	<0.3	<0.3	<0.20	<0.3	<0.70	<0.70	<0.70	<0.50	<0.50	<0.40	<0.40	<0.40	<0.23	<0.40															
1,2-Dichloroethane	<5	<1	<1	<1	<1	<1	<0.2	<0.2	<0.2	<0.4	<0.20	<0.4	<0.90	<0.90	<0.90	<0.50	<0.50	<0.30	<0.30	<0.30	<0.30	<0.30															
cis-1,2-Dichloroethene			<1	<1	<1	<1	<0.2	<0.2	<0.2	<0.4	<0.20	<0.4	<0.50	<0.50	<0.50	<0.60	<0.40	<0.40	<0.40	<0.40	<0.25	<0.30															
trans-1,2-Dichloroethene	<5	<1	<1	<1	<1	<1	<0.2	<0.3	<0.3	<0.8	<0.10	<0.8	<0.40	<0.40	<0.40	<0.40	<0.60	<0.40	<0.50	<0.50	<0.25	<0.30															
1,2-Dichloropropane	<5	<1	<1	<1	<1	<1	<0.1	<0.2	<0.2	<0.3	<0.20	<0.3	<0.40	<0.40	<0.40	<0.50	<0.50	<0.21	<0.21	<0.21	<0.22	<0.29															
1,3,5-Trimethylbenzene			<1	<1	<1	<1	<0.4	<0.3	0.9	<0.3	<0.10	<0.3	<0.50	<0.50	<0.50	<0.50	<0.40	<0.19	<0.19	<0.19	<0.19	<0.23	<0.30														
1,3-Dichlorobenzene			<1	<1	<1	<1	<0.7	<0.4	<0.4	<0.4	<0.10	<0.4	<0.50	<0.50	<0.50	<0.50	<0.40	<0.40	<0.40	<0.40	<0.26	<0.30															
cis-1,3-Dichloropropene	<5		<1	<1	<1	<1	<0.3	<0.3	<0.3	<0.2	<0.10	<0.2	<0.60	<0.60	<0.60	<0.12	<0.15	<0.14	<0.14	<0.14	<0.14	<0.19	<0.28														
1,3-Dichloropropane			<1	<1	<1	<1	<0.3	<0.6	<0.6	<0.4	<0.10	<0.4	<1.2	<1.2	<1.2	<0.60	<0.50	<0.19	<0.19	<0.19	<0.23	<0.30															
trans-1,3-Dichloropropene	<5		<1	<1	<1	<1	<0.2	<0.2	<0.2	<0.5	<0.10	<0.5	<0.70	<0.70	<0.70	<0.14	<0.14	<0.14	<0.14	<0.14	<0.19	<0.30															
1,4-Dichlorobenzene			<1	<1	<1	<1	<0.3	<0.3	<0.3	<0.4	<0.10	<0.4	<0.50	<0.50	<0.50	<0.50	<0.60	<0.50	<0.50	<0.50	<0.23	<0.30															
2,2-Dichloropropane			<1	<1	<1	<1	<0.2	<0.5	<0.5	<0.2	<0.20	<0.2	<0.60	<0.60	<0.60	<0.60	<0.60	<0.30	<0.30	<0.30	<0.25	<0.28															
2-Butanone (MEK)	<10															<7.0	<5.0	<4.0	<4.0	<4.0	<4.0	<2.4	<3.0														
2-Chloroethyl vinyl ether					<10																																
2-Chlorotoluene			<1	<1	<1	<1	<0.4	<0.3	<0.3	<0.4	<0.10	<0.4	<0.60	<0.60	<0.60	<0.50	<0.50	<0.30	<0.30	<0.30	<0.22	<0.30															
2-Hexanone	<10															<7.0	<8.0	<4.0	<4.0	<4.0	<4.0	<4.0	<4.0														
4-Chlorotoluene			<1	<1	<1	<1	<0.3	<0.3	<0.3	<0.3	<0.20	<0.3	<0.60	<0.60	<0.60	<0.40	<0.60	<0.30	<0.30	<0.30	<0.21	<0.29															
4-Methyl-2-Pentanone (MIBK)	<10															<7.0	<6.0	<3.0	<3.0	<3.0	<3.0	<3.0	<3.0														
Acetone	<10															<9.0	<10.0	<7.0	<7.0	<7.0	<7.0	<5.0	<5.0														
Benzene	<5	<1	<1	<1	<1	<1	<0.2	<0.3	<0.3	<0.1	0.59	<0.1	<0.40	<0.40	<0.40	<0.40	<0.40	<0.16	<0.16	<0.16	<0.19	<0.30															
Bromobenzene			<1	<1	<1	<1	<0.3	<0.2	<0.2	<0.5	<0.10	<0.5	<0.50	<0.50	<0.50	<0.50	<0.60	<0.30	<0.30	<0.30	<0.20	<0.30															
Bromochloromethane			<1	<1		<1	<0.4	<0.2	<0.2	<0.4	<0.10	<0.4	<0.50	<0.50	<0.50	<0.70	<0.21	<0.21	<0.21	<0.21	<0.22	<0.40															
Bromodichloromethane	<5	<1	<1	<1	<1	2.1	1.8	<0.2	<0.2	<0.2	<0.10	<0.2	<0.40	<0.40	<0.40	<0.13	<0.15	<0.19	<0.19	<0.19	<0.20	<0.30															

Volatile Organic Compounds - Historical Data
WAULECO, INC - Wausau Facility
Well - W11

Parameter	12/17/92	06/30/93	12/28/93	06/21/94	07/05/95	07/09/96	07/11/97	06/24/98	06/08/99	07/18/00	01/30/01	07/11/01	08/06/02	07/22/03	07/13/04	07/19/05	07/19/06	07/10/07	07/23/08	07/07/09	07/14/10	07/19/11	07/09/12	07/01/13	7/1/2013 Duplicate	07/08/14	07/06/15	07/05/16	07/17/17	07/11/18	07/09/19	07/07/20	07/13/21	
Bromoform	<5		<1	<1	<1	<1	<0.3	<0.2	<0.2	<0.1	<0.20	<0.1	<0.60	<0.60	<0.60	<0.50	<0.21	<0.50	<0.50	<0.50	<0.22	<0.24												
Bromomethane	<10		<2	<2	<2	<2	<0.3	<0.9	<0.9	<0.4	<0.40	<0.4	<0.80	<0.80	<0.80	<0.80	<0.90	<0.40	<0.40	<0.40	<0.40	<0.50	<0.30											
n-Butylbenzene		<1	<1	<1		<1	<0.6	<0.3	2.3	<0.4	0.22	<0.4	<0.50	<0.50	<0.50	<0.60	<0.40	0.31	<0.24	<0.24	<0.23	<0.29												
sec-Butylbenzene		<1	<1	<1		<1	<0.3	<0.2	2.4	1.3	0.86	<0.3	<0.50	<0.50	<0.50	<0.50	<0.52	2.2	<0.29	1.6	1.4	1												
tert-Butylbenzene		<1	<1	<1		<1	<0.3	<0.3	0.8	<0.1	0.33	<0.1	<0.50	<0.50	<0.50	<0.50	<0.50	1.1	<0.23	0.7	<0.20	0.49												
Carbon disulfide	<5															<1.1	<1.0	<0.50	<0.50	<0.50	<0.50	<0.50	<0.60											
Carbon tetrachloride	<5	<1	<1	<1	<1	<1	<0.2	<0.4	<0.4	<0.3	<0.10	<0.3	<0.60	<0.60	<0.60	<0.50	<0.50	<0.40	<0.40	<0.40	<0.40	<0.23	<0.40											
Chlorobenzene	<5	<1	<1	<1	<1	<1	<0.3	<0.3	<0.3	<0.3	<0.10	<0.3	<0.80	<0.80	<0.80	<0.50	<0.40	<0.30	<0.30	<0.30	<0.30	<0.24	<0.30											
Chlorodibromomethane	<5	<1	<1	<1	<1	<1	<0.3	<0.3	<0.3	<0.4	<0.20	<0.4	<0.40	<0.40	<0.40	<0.60	<0.60	<0.23	<0.23	<0.23	<0.19	<0.26												
Chloroethane	<10	<2	<2	<2	<2	<2	<0.4	<0.8	<0.8	<0.5	<0.40	<0.5	<0.50	<0.50	<0.50	<0.70	<0.60	<0.40	<0.40	<0.40	<0.40	<0.40	<0.30											
Chloroform	<5	<1	<1	17	15	34.7	36.0	<0.2	<0.2	<0.5	0.37	<0.5	<0.60	<0.60	<0.60	<0.50	<0.50	<0.22	<0.22	<0.22	<0.15	<0.23												
Chloromethane	<10	<2	<2	<2	<2	<2	<0.7	<0.9	<0.9	<0.3	<0.20	<0.3	<0.40	<0.40	<0.40	<0.24	<0.30	<0.30	1.3AB	<0.40	<0.40													
Dibromomethane							<0.1	<0.2	<0.4	<0.20	<0.4	<0.50	<0.50	<0.50	<0.70	<0.80	<0.40	<0.40	<0.40	<0.40	<0.40	<0.24	<0.30											
Dichlorodifluoromethane		<2	<2	<2		<2	<0.3	<1.2	<1.2	<0.5	<0.10	<0.5	<0.50	<0.50	<0.50	<0.60	<0.29	<0.40	<0.40	<0.40	<0.26	<0.30												
Diisopropyl Ether		<1							<0.3	<0.1	<0.10	<0.1	<0.50	<0.50	<0.50	<0.50	<0.40	<0.50	<0.50	<0.50	<0.20	<0.30												
Ethylbenzene	<5	<1	<1	<1	<1	<1	<0.2	<0.2	0.2	<0.1	0.11	<0.1	<0.50	<0.50	<0.50	<0.50	<0.50	<0.28	<0.28	<0.28	<0.22	<0.29												
Hexachlorobutadiene		<1	<1	<1		<1	<0.5	<0.6	<0.6	<0.6	<0.20	<0.6	<0.50	<0.50	<0.50	<0.60	<0.90	<0.60	<0.60	<0.60	<0.30	<0.40												
Isopropylbenzene		<1	<1	<1		<1	<0.2	<0.2	1.8	<0.1	0.29	<0.1	<0.50	<0.50	<0.50	<0.40	<0.60	<0.20	<0.20	<0.20	<0.18	<0.30												
p-Isopropyltoluene		<1	<1	<1		<1	<0.4	<0.2	<0.2	<0.2	<0.10	<0.2	<0.50	<0.50	<0.50	<0.40	<0.40	<0.17	<0.17	<0.17	<0.23	<0.30												
Methyl tert-butyl ether		<1							<0.2	<1.1	<0.30	<1.1	<0.50	<0.50	<0.50	<0.60	<0.40	<0.23	<0.23	<0.23	<0.29	<0.30												
Methylene chloride	<10	<3	<3	<3	<3	<3	<0.3	<0.5	<0.5	<1.9	<0.40	<1.9	<1.0	3 J,A,B,Q	<0.40	<1.0	<0.50	<0.50	<0.50	<0.40	<0.40	<0.40	<0.30											
Naphthalene	<10	<1	<1	<1	<1	<1	<0.8	<1.1	3.8	<0.7	<0.20	<0.7	<0.50	<0.50	<0.50	<0.60	<0.70	<0.60	<0.60	<0.60	<0.40	<0.40	<0.33	0.70	0.94	<1.2	<0.50	<0.90	<0.90	<0.90	<0.90	<0.90	<0.90	<0.90 Y
n-Propylbenzene		<1	<1	<1		<1	<0.3	<0.2	1	<0.3	0.17	<0.3	<0.50	<0.50	<0.50	<0.40	<0.40	<0.20	<0.20	<0.20	<0.20	<0.30												
Styrene	<5		<1	<1		<1	<0.2	<0.2	<0.2	<0.2	<0.10	<0.2	<0.50	<0.50	<0.50	<0.50	<0.50	<0.30	<0.30	<0.30	<0.20	<0.30												
Tetrachloroethene	<5	<1	<1	<1	1.4	<1	<0.3	<0.6	<0.6	<0.4	<0.10	<0.4	<0.50	<0.50	<0.50	<0.40	<0.29	<0.40	<0.40	<0.40	<0.30	<0.30												
Tetrahydrofuran																<7.0	<7.0	<4.0	<4.0	<4.0	<4.0	<3.0	<4.0											
Toluene	<5	<1	<1	<1	<1	<1	<0.2	<0.2	<0.2	<0.1	<0.20	<0.1	<0.50	<0.50	<0.50	<0.40	<0.40	<0.20	<0.20	<0.20	<0.22	<0.30												
Trichloroethene	<5	<1	<1	<1	1.3	<1	<0.2	<0.3	1.6	0.62	2.2	<0.3	<0.60	<0.60	<0.60	0.34	0.62	1.3	0.28	0.76	0.7	0.41												
Trichlorofluoromethane		<1	<1	<1	<1	<1	<0.5	<0.6	<0.6	<0.4	<0.20	<0.4	<0.40	<0.40	<0.40	<0.50	<0.70	<0.40	<0.40	<0.40	<0.20	<0.40												
Vinyl acetate	<10															<8.0	<1.7	<1.1	<1.1	<1.1	<1.1	<3.0	<4.0											
Vinyl chloride	<10	<1	<1	<1	<1	<1	<0.3	<0.5	<0.5	<0.4	<0.10	<0.4	<0.30	<0.30	<0.30	<0.12	<0.15	<0.15	<0.15	<0.15	<0.18	<0.19												
Xylene, m & p-		<2	<2	<2	<2	<2	<0.4	<0.3	0.3	<0.2	<0.20	<0.2	<0.60	<0.60	<0.60	<1.0	<0.9	<0.50	<0.50	<0.50	<0.50	<0.60		<0.90	<0.90	<1.0	<1.1	<0.80	<0.80	<0.80	<0.80	<0.80	<0.80	
Xylene, o-		<1	<1	<1	<1	<1	<0.2	<0.5	4.7	<0.1	0.65	<0.1	<0.50	<0.50	<0.50	<0.40	<0.60	<0.50	<0.50	<0.50	<0.24	<0.29		<0.50	<0.50	<0.50	<0.50	<0.40	<0.40	<0.40	<0.40	<0.40	<0.40	
Xylenes, Total	<5																<1.5	<1.0	<1.0	<1.0	<1.0	<0.89		<1.4	<1.4	<1.5	<1.6	<1.2	<1.2	<1.2	<1.2	<1.2	<1.2	<1.2

Prepared By: T. Dushek, 8/5/21

Checked by: A. Voit, 11/24/21

NOTES:

All Units are in ug/L

Bold values indicate detections

A = Analyte averaged calibration criteria within acceptable limits

B = Analyte detected in associated Method Blank

M = Matrix spike or matrix spike duplicate outside acceptance limits.

J = Estimated Value

Q = Lab Control Sample outside acceptance limits

* = Suspected methylene chloride laboratory contamination.

Volatile Organic Compounds - Historical Data
WAULECO, INC - Wausau Facility
Well - W12

Parameter	12/17/92	06/29/93	12/28/93	06/21/94	07/06/95	07/08/96	07/11/97	06/23/98	06/08/99	07/17/00	01/30/01	07/10/01	08/05/02	07/22/03	07/13/04	07/19/05	07/19/06	07/09/07	07/23/08	07/06/09	07/14/10	07/18/11	07/09/12	07/01/13	07/07/14	07/06/15	07/05/16	07/11/17	07/11/18	07/08/19	07/06/20	07/06/21	
1,1,1,2-Tetrachloroethane			<1	<1		<1	<0.1	<0.3	<0.3	<0.4	<0.20	<0.4	<0.90	<0.90	<0.90	<0.50	<0.70	<0.60	<0.60	<0.60	<0.24	<0.40											
1,1,1-Trichloroethane	<5	<1	<1	<1	<1	<1	<0.3	<0.3	<0.3	<0.3	<0.20	<0.3	<0.50	<0.50	<0.50	<0.60	<0.50	<0.60	<0.60	<0.60	<0.21	<0.29											
1,1,2,2-Tetrachloroethane	<5	<1	<1	<1	<1	<1	<0.2	<0.2	<0.2	<0.4	<0.20	<0.4	<0.80	<0.80	<0.80	<0.15	<0.13	<0.14	<0.14	<0.14	<0.19	<0.30											
1,1,2-Trichloroethane	<5	<1	<1	<1	<1	<1	<1	<0.2	<0.2	<0.2	<0.10	<0.2	<0.90	<0.90	<0.90	<0.40	<0.50	<0.50	<0.50	<0.50	<0.26	<0.30											
1,1-Dichloroethane	<5	<1	<1	<1	<1	<1	<0.2	<0.2	<0.2	<0.4	<0.10	<0.4	<0.50	<0.50	<0.50	<0.50	<0.40	<0.40	<0.40	<0.40	<0.20	<0.28											
1,1-Dichloroethene	<5	<1	<1	<1	<1	<1	<0.4	<0.2	<0.2	<0.9	<0.20	<0.9	<0.40	<0.40	<0.40	<0.50	<0.30	<0.40	<0.40	<0.40	<0.24	<0.29											
1,1-Dichloropropene			<1	<1		<1	<0.2	<0.3	<0.3	<0.4	<0.20	<0.4	<0.50	<0.50	<0.50	<0.50	<0.60	<0.50	<0.50	<0.50	<0.24	<0.40											
1,2,3-Trichlorobenzene		<1	<1	<1		<1	<0.5	<0.4	<0.4	<0.5	<0.30	<0.5	<0.50	<0.50	<0.50	<0.60	<0.50	<0.50	<0.50	<0.50	<0.30	<0.40											
1,2,3-Trichloropropane		<1	<1		<1	<1	<0.3	<0.2	<0.2	<0.3	<0.10	<0.3	<0.80	<0.80	<0.80	<0.60	<0.70	<0.30	<0.30	<0.30	<0.21	<0.40											
1,2,4-Trichlorobenzene		<1	<1	<1		<1	<0.5	<0.3	<0.3	<0.5	<0.30	<0.5	<0.50	<0.50	<0.50	<0.70	<0.70	<0.40	<0.40	<0.40	<0.30	<0.30											
1,2,4-Trimethylbenzene		<1	<1	<1		2.1	<0.7	<0.6	<0.6	<0.2	<0.10	<0.2	<0.50	<0.50	<0.50	<0.40	<0.50	<0.24	<0.24	<0.24	<0.20	<0.30		<0.40	<0.60	<0.50	<0.40	<0.40	<0.40	<0.40	<0.40	<0.40	
1,2-Dibromo-3-chloropropane		<3	<3	<3		<3	<0.3	<0.3	<0.3	<0.3	<0.40	<0.3	<0.40	<0.40	<0.40	<1.1	<0.30	<0.40	<0.40	<0.40	<0.40	<0.50											
1,2-Dibromoethane		<2	<2	<2		<2	<0.2	<0.4	<0.4	<0.3	<0.10	<0.3	<0.30	<0.30	<0.30	<0.60	<0.50	<0.13	<0.13	<0.13	<0.16	<0.30											
1,2-Dichlorobenzene		<1	<1	<1	<1	<1	<0.3	<0.3	<0.3	<0.3	<0.20	<0.3	<0.70	<0.70	<0.70	<0.50	<0.50	<0.40	<0.40	<0.40	<0.23	<0.40											
1,2-Dichloroethane	<5	<1	<1	<1	<1	<1	<0.2	<0.2	<0.2	<0.4	<0.20	<0.4	<0.90	<0.90	<0.90	<0.50	<0.50	<0.30	<0.30	<0.30	<0.30	<0.30											
cis-1,2-Dichloroethene		<1	<1	<1	<1	<1	<0.2	<0.2	<0.2	<0.4	<0.20	<0.4	<0.50	<0.50	<0.50	<0.60	<0.40	<0.40	<0.40	<0.40	<0.25	<0.30											
trans-1,2-Dichloroethene	<5	<1	<1	<1	<1	<1	<0.2	<0.3	<0.3	<0.8	<0.10	<0.8	<0.40	<0.40	<0.40	<0.60	<0.40	<0.50	<0.50	<0.50	<0.25	<0.30											
1,2-Dichloropropane	<5	<1	<1	<1	<1	<1	<0.1	<0.2	<0.2	<0.3	<0.20	<0.3	<0.40	<0.40	<0.40	<0.50	<0.50	<0.21	<0.21	<0.21	<0.22	<0.29											
1,3,5-Trimethylbenzene		<1	<1	<1		<1	<0.4	<0.3	<0.3	<0.3	<0.10	<0.3	<0.50	<0.50	<0.50	<0.50	<0.40	<0.19	<0.19	<0.19	<0.23	<0.30											
1,3-Dichlorobenzene		<1	<1	<1	<1	<1	<0.7	<0.4	<0.4	<0.4	<0.10	<0.4	<0.50	<0.50	<0.50	<0.50	<0.40	<0.40	<0.40	<0.40	<0.26	<0.30											
cis-1,3-Dichloropropene	<5		<1	<1	<1	<1	<0.3	<0.3	<0.3	<0.2	<0.10	<0.2	<0.60	<0.60	<0.60	<0.12	<0.15	<0.14	<0.14	<0.14	<0.19	<0.28											
1,3-Dichloropropane		<1	<1	<1		<1	<0.3	<0.6	<0.6	<0.4	<0.10	<0.4	<1.2	<1.2	<1.2	<0.60	<0.50	<0.19	<0.19	<0.19	<0.23	<0.30											
trans-1,3-Dichloropropene	<5	0	<1	<1	<1	<1	<0.2	<0.2	<0.2	<0.5	<0.10	<0.5	<0.70	<0.70	<0.70	<0.14	<0.14	<0.14	<0.14	<0.14	<0.19	<0.30											
1,4-Dichlorobenzene		<1	<1	<1	<1	<1	<0.3	<0.3	<0.3	<0.4	<0.10	<0.4	<0.50	<0.50	<0.50	<0.50	<0.60	<0.50	<0.50	<0.50	<0.23	<0.30											
2,2-Dichloropropane		<1	<1	<1		<1	<0.2	<0.5	<0.5	<0.2	<0.20	<0.2	<0.60	<0.60	<0.60	<0.60	<0.60	<0.30	<0.30	<0.30	<0.25	<0.28											
2-Butanone (MEK)	<10															<7.0	<5.0	<4.0	<4.0	<4.0	<4.0	<2.4	<3.0										
2-Chloroethyl vinyl ether					<10																												
2-Chlorotoluene		<1	<1	<1		<1	<0.4	<0.3	<0.3	<0.4	<0.10	<0.4	<0.60	<0.60	<0.60	<0.50	<0.50	<0.30	<0.30	<0.30	<0.22	<0.30											
2-Hexanone	<10															<7.0	<8.0	<4.0	<4.0	<4.0	<4.0	<4.0	<4.0										
4-Chlorotoluene		<1	<1	<1		<1	<0.3	<0.3	<0.3	<0.3	<0.20	<0.3	<0.60	<0.60	<0.60	<0.40	<0.60	<0.30	<0.30	<0.30	<0.21	<0.29											
4-Methyl-2-Pentanone (MIBK)	<10															<7.0	<6.0	<3.0	<3.0	<3.0	<3.0	<3.0	<3.0										
Acetone	<10															<9.0	<10.0	<7.0	<7.0	<7.0	<7.0	<5.0	<5.0										
Benzene	<5	<1	<1	<1	<1	<1	<0.2	<0.3	<0.3	<0.1	<0.10	<0.1	<0.40	<0.40	<0.40	<0.40	<0.40	<0.16	<0.16	<0.16	<0.19	<0.30											
Bromobenzene		<1	<1	<1		<1	<0.3	<0.2	<0.2	<0.5	<0.10	<0.5	<0.50	<0.50	<0.50	<0.50	<0.60	<0.30	<0.30	<0.30	<0.20	<0.30											
Bromochloromethane		<1	<1	<1		<1	<0.4	<0.2	<0.2	<0.4	<0.10	<0.4	<0.50	<0.50	<0.50	<0.50	<0.70	<0.21	<0.21	<0.21	<0.22	<0.40											
Bromodichloromethane	<5	<1	<1	<1	<1	<1	<0.2	<0.2	<0.2	<0.2	<0.10	<0.2	<0.40	<0.40	<0.40	<0.13	<0.15	<0.19	<0.19	<0.19	<0.20	<0.30											

Volatile Organic Compounds - Historical Data
WAULECO, INC - Wausau Facility
Well - W12

Parameter	12/17/92	06/29/93	12/28/93	06/21/94	07/06/95	07/08/96	07/11/97	06/23/98	06/08/99	07/17/00	01/30/01	07/10/01	08/05/02	07/22/03	07/13/04	07/19/05	07/19/06	07/09/07	07/23/08	07/06/09	07/14/10	07/18/11	07/09/12	07/01/13	07/07/14	07/06/15	07/05/16	07/11/17	07/11/18	07/08/19	07/06/20	07/06/21
Bromoform	<5		<1	<1	<1	<1	<0.3	<0.2	<0.2	<0.1	<0.20	<0.1	<0.60	<0.60	<0.60	<0.50	<0.21	<0.50	<0.50	<0.50	<0.22	<0.24										
Bromomethane	<10		<2	<2	<2	<2	<0.3	<0.9	<0.9	<0.4	<0.40	<0.4	<0.80	<0.80	<0.80	<0.80	<0.90	<0.40	<0.40	<0.40	<0.40	<0.50	<0.30									
n-Butylbenzene		<1	<1	<1		<1	<0.6	<0.3	<0.3	<0.4	<0.10	<0.4	<0.50	<0.50	<0.50	<0.60	<0.40	<0.24	<0.24	<0.24	<0.24	<0.23	<0.29									
sec-Butylbenzene		<1	<1	<1		<1	<0.3	<0.2	<0.2	<0.3	0.28	<0.3	<0.50	<0.50	<0.50	<0.50	<0.50	<0.29	<0.29	<0.29	<0.29	<0.21	<0.30									
tert-Butylbenzene		<1	<1	<1		<1	<0.3	<0.3	<0.3	<0.1	0.15	<0.1	<0.50	<0.50	<0.50	<0.50	<0.50	<0.23	<0.23	<0.23	<0.20	<0.40										
Carbon disulfide	<5															<1.1	<1.0	<0.50	<0.50	<0.50	<0.50	<0.60										
Carbon tetrachloride	<5	<1	<1	<1	<1	<1	<0.2	<0.4	<0.4	<0.3	<0.10	<0.3	<0.60	<0.60	<0.60	<0.50	<0.50	<0.40	<0.40	<0.40	<0.40	<0.40	<0.23	<0.40								
Chlorobenzene	<5	<1	<1	<1	<1	<1	<0.3	<0.3	<0.3	<0.3	<0.10	<0.3	<0.80	<0.80	<0.80	<0.50	<0.40	<0.30	<0.30	<0.30	<0.30	<0.24	<0.30									
Chlorodibromomethane	<5	<1	<1	<1	<1	<1	<0.3	<0.3	<0.3	<0.4	<0.20	<0.4	<0.40	<0.40	<0.40	<0.60	<0.60	<0.23	<0.23	<0.23	<0.19	<0.26										
Chloroethane	<10	<2	<2	<2	<2	<2	<0.4	<0.8	<0.8	<0.5	<0.40	<0.5	<0.50	<0.50	<0.50	<0.70	<0.60	<0.40	<0.40	<0.40	<0.40	<0.40	<0.30	<0.30								
Chloroform	<5	<1	<1	<1	<1	<1	5.2	1	0.7	1.6	1.8	<0.5	<0.60	<0.60	<0.60	<0.50	<0.50	0.23	<0.22	<0.22	<0.15	1.1										
Chloromethane	<10	<2	<2	<2	<2	<2	<0.7	<0.9	<0.9	<0.3	<0.20	<0.3	<0.40	<0.40	<0.40	<0.24	<0.30	<0.30	<0.30	0.48B	<0.40	<0.40										
Dibromomethane			<1	<1		<1	<0.1	<0.2	<0.2	<0.4	<0.20	<0.4	<0.50	<0.50	<0.50	<0.70	<0.80	<0.40	<0.40	<0.40	<0.40	<0.24	<0.30									
Dichlorodifluoromethane		<2	<2	<2		<2	<0.3	<1.2	<1.2	<0.5	<0.10	<0.5	<0.50	<0.50	<0.50	<0.60	<0.29	<0.40	<0.40	<0.40	<0.26	<0.30										
Diisopropyl Ether		<1							<0.3	<0.1	<0.10	<0.1	<0.50	<0.50	<0.50	<0.50	<0.40	<0.50	<0.50	<0.50	<0.20	<0.30										
Ethylbenzene	<5	<1	<1	<1	<1	<1	<0.2	<0.2	<0.2	<0.1	<0.10	<0.1	<0.50	<0.50	<0.50	<0.50	<0.50	<0.28	<0.28	<0.28	<0.22	<0.29										
Hexachlorobutadiene		<1	<1	<1		<1	<0.5	<0.6	<0.6	<0.6	<0.20	<0.6	<0.50	<0.50	<0.50	<0.60	<0.90	<0.60	<0.60	<0.60	<0.30	<0.40										
Isopropylbenzene		<1	<1	<1		<1	<0.2	<0.2	<0.2	<0.1	<0.10	<0.1	<0.50	<0.50	<0.50	<0.40	<0.60	<0.20	<0.20	<0.20	<0.18	<0.30										
p-Isopropyltoluene		<1	<1	<1		<1	<0.4	<0.2	<0.2	<0.2	<0.10	<0.2	<0.50	<0.50	<0.50	<0.40	<0.40	<0.17	<0.17	<0.17	<0.23	<0.30										
Methyl tert-butyl ether		<1							<0.2	<1.1	<0.30	<1.1	<0.50	<0.50	<0.50	<0.60	<0.40	<0.23	<0.23	<0.23	<0.29	<0.30										
Methylene chloride	<10	<3	<3	<3	<3	<3	<0.3	<0.5	<0.5	<1.9	<0.40	<1.9	<1.0	<1.0	2.9	<0.40	<1.0	<0.50	<0.50	<0.50	<0.40	<0.40										
Naphthalene	<10	<1	<1	<1	<1	<1	<0.8	<1.1	<1.1	<0.7	<0.20	<0.7	<0.50	<0.50	<0.50	<0.60	<0.70	<0.60	<0.60	<0.60	<0.40	<0.40	<0.32	<0.50	<1.2	<0.50	<0.90	<0.90	<0.90	<0.90	<0.90	<0.90
n-Propylbenzene		<1	<1	<1		<1	<0.3	<0.2	<0.2	<0.3	<0.10	<0.3	<0.50	<0.50	<0.50	<0.40	<0.40	<0.20	<0.20	<0.20	<0.20	<0.30										
Styrene	<5		<1	<1		<1	<0.2	<0.2	<0.2	<0.2	<0.10	<0.2	<0.50	<0.50	<0.50	<0.50	<0.50	<0.30	<0.30	<0.30	<0.20	<0.30										
Tetrachloroethene	<5	<1	<1	<1	<1	<1	<0.3	<0.6	<0.6	<0.4	0.34	<0.4	0.76	<0.50	0.83	0.74	0.65	0.53	0.6	0.70	0.61	0.62										
Tetrahydrofuran																<7.0	<7.0	<4.0	<4.0	<4.0	<4.0	<3.0	<4.0									
Toluene	<5	<1	<1	<1	<1	<1	<0.2	<0.2	<0.2	<0.1	<0.20	<0.1	<0.50	<0.50	<0.50	<0.40	<0.40	<0.20	<0.20	<0.20	<0.22	<0.30										
Trichloroethene	22.4	7.6	8.1	4.2	5.3	<1	<0.2	1.65	1.2	1.12	1.7	0.38 J	<0.60	<0.60	<0.60	0.21	<0.15	0.22	<0.15	0.18	<0.21	<0.40										
Trichlorofluoromethane		<1	<1	<1	<1	<1	<0.5	<0.6	<0.6	<0.4	<0.20	<0.4	<0.40	<0.40	<0.40	<0.50	<0.70	<0.40	<0.40	<0.40	<0.20	<0.40										
Vinyl acetate	<10															<8.0	<1.7	<1.1	<1.1	<1.1	<1.1	<3.0	<4.0									
Vinyl chloride	<10	<1	<1	<1	<1	<1	<0.3	<0.5	<0.5	<0.4	<0.10	<0.4	<0.30	<0.30	<0.30	<0.12	<0.15	<0.15	<0.15	<0.15	<0.18	<0.19										
Xylene, m & p-		<2	<2	<2	<2	<2	<0.4	<0.3	<0.3	<0.2	<0.20	<0.2	<0.60	<0.60	<0.60	<1.0	<0.9	<0.50	<0.50	<0.50	<0.50	<0.60	<0.90	<1.0	<1.1	<0.80	<0.80	<0.80	<0.80	<0.80	<0.80	
Xylene, o-		<1	<1	<1	<1	<1	<0.2	<0.5	<0.5	<0.1	<0.10	<0.1	<0.50	<0.50	<0.50	<0.40	<0.60	<0.50	<0.50	<0.50	<0.24	<0.29	<0.50	<0.50	<0.50	<0.40	<0.40	<0.40	<0.40	<0.40	<0.40	
Xylenes, Total	<5																<1.5	<1.0	<1.0	<1.0	<1.0	<0.89		<1.4	<1.5	<1.6	<1.2	<1.2	<1.2	<1.2	<1.2	<1.2

Prepared By: T. Dushek, 8/5/21

Checked by: A. Voit, 11/24/21

NOTES:

All Units are in ug/L

Bold values indicate detections

A = Analyte averaged calibration criteria within acceptable limits

B = Analyte detected in associated Method Blank

M = Matrix spike or matrix spike duplicate outside acceptance limits.

J = Estimated Value

Q = Lab Control Sample outside acceptance limits

* = Suspected methylene chloride laboratory contamination.

Volatile Organic Compounds - Historical Data
 WAULECO, INC - Wausau Facility
 Well - W13

Parameter	12/19/92	06/30/93	12/27/93	06/22/94	07/06/95	07/10/96	07/11/97	06/24/98	06/09/99	07/18/00	01/31/01	07/10/01	08/06/02	07/23/03	07/14/04	07/20/05	07/18/06	07/10/07	07/24/08	07/06/09	07/13/10	07/19/11	07/06/12	07/10/13	07/16/14	07/08/15	07/11/16	07/20/17	07/16/18	07/16/19	07/13/20	07/12/21
n-Propylbenzene		1.7	<1	<1		<1	<0.3	<0.2	<0.2	<0.3	<0.10	<0.3	<0.50	<0.50	<0.50	<0.40	<0.40	<0.20	<0.20	<0.20	<0.20	<0.30										
Styrene	<5		<1	<1		<1	<0.2	<0.2	<0.2	<0.2	<0.10	<0.2	<0.50	<0.50	<0.50	<0.50	<0.50	<0.30	<0.30	<0.30	<0.20	<0.30										
Tetrachloroethene	<5	<1	1.5	<1	<1	<1	<0.3	1.05	<0.6	0.51	0.55	<0.4	<0.50	<0.50	0.85 J	<0.40	<0.29	<0.40	<0.40	<0.40	<0.30	<0.30										
Tetrahydrofuran																<7.0	<7.0	<4.0	<4.0	<4.0	<3.0	<4.0										
Toluene	<5	<1	<1	<1	<1	<1	<0.2	<0.2	<0.2	<0.1	<0.20	<0.1	<0.50	<0.50	<0.50	<0.40	<0.40	<0.20	<0.20	<0.20	<0.22	<0.30										
Trichloroethene	10.6	2.3	4.9	3.4	4.6	1.98	3.3	2.95	1.8	1.5	1.5	0.72 J	<0.60	0.61	1.1 J	<0.15	<0.15	<0.15	<0.15	<0.15	<0.21	<0.40										
Trichlorofluoromethane		<1	<1	<1	<1	<1	<0.5	<0.6	<0.6	<0.4	<0.20	<0.4	<0.40	<0.40	<0.40	<0.50	<0.70	<0.40	<0.40	<0.40	<0.20	<0.40										
Vinyl acetate	<10															<8.0	<1.7	<1.1	<1.1	<1.1	<3.0	<4.0										
Vinyl chloride	<10	<1	<1	<1	<1	<1	<0.3	<0.5	<0.5	<0.4	<0.10	<0.4	<0.30	<0.30	<0.30	<0.12	<0.15	<0.15	<0.15	<0.15	<0.18	<0.19										
Xylene, m & p-		<2	<2	<2	<2	<2	<0.4	<0.3	<0.3	<0.2	<0.20	<0.2	<0.60	<0.60	<0.60	<1.0	<0.9	<0.50	<0.50	<0.50	<0.50	<0.60		<0.90	<1.0	<1.1	<0.80	<0.80	<0.80	<0.80	<0.80	<0.80
Xylene, o-		<1	<1	<1	<1	<1	<0.2	<0.5	<0.5	<0.1	<0.10	<0.1	<0.50	<0.50	<0.50	<0.40	<0.60	<0.50	<0.50	<0.50	<0.24	<0.29		<0.50	<0.50	<0.50	<0.40	<0.40	<0.40	<0.40	<0.40	<0.40
Xylenes, Total	<5																<1.5	<1.0	<1.0	<1.0	<1.0	<0.89		<1.4	<1.5	<1.6	<1.2	<1.2	<1.2	<1.2	<1.2	<1.2

Prepared By: T. Dushek, 8/5/21

Checked by: A. Voit, 11/24/21

NOTES:

All Units are in ug/L

Bold values indicate detections

A = Analyte averaged calibration criteria within acceptable limits

B = Analyte detected in associated Method Blank

M = Matrix spike or matrix spike duplicate outside acceptance limits.

J = Estimated Value

Q = Lab Control Sample outside acceptance limits

* = Suspected methylene chloride laboratory contamination.

Volatile Organic Compounds - Historical Data
 WAULECO, INC - Wausau Facility
 Well - W14

Parameter	12/18/92	06/29/93	12/28/93	06/21/94	07/06/95	07/08/96	07/11/97	06/23/98	06/07/99	07/17/00	01/30/01	07/10/01	08/05/02	07/22/03	07/12/04	07/19/05	07/18/06	07/09/07	07/22/08	07/06/09	07/13/10	07/18/11	07/09/12	07/01/13	
1,1,1,2-Tetrachloroethane			<1	<1		<1	<0.1	<0.3	<0.3	<0.4	<0.20	<0.4	<0.90	<0.90	<0.90	<0.50	<0.70	<0.60	<0.60	<0.60	<0.24	<0.40			
1,1,1-Trichloroethane	<5	<1	<1	<1	<10	<1	<0.3	<0.3	<0.3	<0.3	<0.20	<0.3	<0.50	<0.50	<0.50	<0.60	<0.50	<0.60	<0.60	<0.60	<0.21	<0.29			
1,1,2,2-Tetrachloroethane	<5	<1	<1	<1	<10	<1	<0.2	<0.2	<0.2	<0.4	<0.20	<0.4	<0.80	<0.80	<0.80	<0.15	<0.13	<0.14	<0.14	<0.14	<0.19	<0.30			
1,1,2-Trichloroethane	<5	<1	<1	<1	<10	<1	<1	<0.2	<0.2	<0.2	<0.10	<0.2	<0.90	<0.90	<0.90	<0.40	<0.50	<0.50	<0.50	<0.50	<0.26	<0.30			
1,1-Dichloroethane	<5	<1	<1	<1	<10	<1	<0.2	<0.2	<0.2	<0.4	<0.10	<0.4	<0.50	<0.50	<0.50	<0.50	<0.40	<0.40	<0.40	<0.40	<0.40	<0.20	<0.28		
1,1-Dichloroethene	<5	<1	<1	<1	<10	<1	<0.4	<0.2	<0.2	<0.9	<0.20	<0.9	<0.40	<0.40	<0.40	<0.50	<0.30	<0.40	<0.40	<0.40	<0.40	<0.24	<0.29		
1,1-Dichloropropene			<1	<1		<1	<0.2	<0.3	<0.3	<0.4	<0.20	<0.4	<0.50	<0.50	<0.50	<0.50	<0.50	<0.50	<0.50	<0.50	<0.24	<0.40			
1,2,3-Trichlorobenzene		<1	<1	<1		<1	<0.5	<0.4	<0.4	<0.5	<0.30	<0.5	<0.50	<0.50	<0.50	<0.60	<0.50	<0.50	<0.50	<0.50	<0.30	<0.40			
1,2,3-Trichloropropane			<1	<1		<1	<0.3	<0.2	<0.2	<0.3	<0.10	<0.3	<0.80	<0.80	<0.80	<0.60	<0.70	<0.30	<0.30	<0.30	<0.21	<0.40			
1,2,4-Trichlorobenzene		<1	<1	<1		<1	<0.5	<0.3	<0.3	<0.5	<0.30	<0.5	<0.50	<0.50	<0.50	<0.70	<0.70	<0.40	<0.40	<0.40	<0.30	<0.30			
1,2,4-Trimethylbenzene		<1	<1	<1		<1	<0.7	<0.6	<0.6	<0.2	<0.10	<0.2	<0.50	<0.50	<0.50	<0.40	<0.50	<0.24	<0.24	<0.24	<0.24	<0.20	<0.30	<0.40	
1,2-Dibromo-3-chloropropane		<3	<3	<3		<3	<0.3	<0.3	<0.3	<0.3	<0.40	<0.3	<0.40	<0.40	<0.40	<1.1	<0.30	<0.40	<0.40	<0.40	<0.40	<0.40	<0.50		<0.40
1,2-Dibromoethane		<2	<2	<2		<2	<0.2	<0.4	<0.4	<0.3	<0.10	<0.3	<0.30	<0.30	<0.30	<0.60	<0.50	<0.13	<0.13	<0.13	<0.16	<0.30			
1,2-Dichlorobenzene		<1	<1	<1	<10	<1	<0.3	<0.3	<0.3	<0.3	<0.20	<0.3	<0.70	<0.70	<0.70	<0.50	<0.50	<0.40	<0.40	<0.40	<0.23	<0.40			
1,2-Dichloroethane	<5	<1	<1	<1	<10	<1	<0.2	<0.2	<0.2	<0.4	<0.20	<0.4	<0.90	<0.90	<0.90	<0.50	<0.50	<0.30	<0.30	<0.30	<0.30	<0.30			
cis-1,2-Dichloroethene		<1	<1	<1	<10	<1	<0.2	<0.2	<0.2	<0.4	<0.20	<0.4	<0.50	<0.50	<0.50	<0.60	<0.40	<0.40	<0.40	<0.40	<0.25	<0.30			
trans-1,2-Dichloroethene	<5	<1	<1	<1	<10	<1	<0.2	<0.3	<0.3	<0.8	<0.10	<0.8	<0.40	<0.40	<0.40	<0.60	<0.40	<0.50	<0.50	<0.50	<0.25	<0.30			
1,2-Dichloropropane	<5	<1	<1	<1	<10	<1	<0.1	<0.2	<0.2	<0.3	<0.20	<0.3	<0.40	<0.40	<0.40	<0.50	<0.50	<0.21	<0.21	<0.21	<0.22	<0.29			
1,3,5-Trimethylbenzene		<1	<1	<1		<1	<0.4	<0.3	<0.3	<0.3	<0.10	<0.3	<0.50	<0.50	<0.50	<0.50	<0.40	<0.19	<0.19	<0.19	<0.23	<0.30			
1,3-Dichlorobenzene		<1	<1	<1	<10	<1	<0.7	<0.4	<0.4	<0.4	<0.10	<0.4	<0.50	<0.50	<0.50	<0.50	<0.40	<0.40	<0.40	<0.40	<0.26	<0.30			
cis-1,3-Dichloropropene	<5		<1	<1	<10	<1	<0.3	<0.3	<0.3	<0.2	<0.10	<0.2	<0.60	<0.60	<0.60	<0.12	<0.15	<0.14	<0.14	<0.14	<0.19	<0.28			
1,3-Dichloropropane		<1	<1	<1		<1	<0.3	<0.6	<0.6	<0.4	<0.10	<0.4	<1.2	<1.2	<1.2	<0.60	<0.50	<0.19	<0.19	<0.19	<0.23	<0.30			
trans-1,3-Dichloropropene	<5		<1	<1	<10	<1	<0.2	<0.2	<0.2	<0.5	<0.10	<0.5	<0.70	<0.70	<0.70	<0.14	<0.14	<0.14	<0.14	<0.14	<0.19	<0.30			
1,4-Dichlorobenzene		<1	<1	<1	<10	<1	<0.3	<0.3	<0.3	<0.4	<0.10	<0.4	<0.50	<0.50	<0.50	<0.50	<0.60	<0.50	<0.50	<0.50	<0.23	<0.30			
2,2-Dichloropropane		<1	<1	<1		<1	<0.2	<0.5	<0.5	<0.2	<0.20	<0.2	<0.60	<0.60	<0.60	<0.60	<0.60	<0.30	<0.30	<0.30	<0.25	<0.28			
2-Butanone (MEK)	<10															<7.0	<5.0	<4.0	<4.0	<4.0	<2.4	<3.0			
2-Chloroethyl vinyl ether					<100																				
2-Chlorotoluene		<1	<1	<1		<1	<0.4	<0.3	<0.3	<0.4	<0.10	<0.4	<0.60	<0.60	<0.60	<0.50	<0.30	<0.30	<0.30	<0.30	<0.22	<0.30			
2-Hexanone	<10															<7.0	<8.0	<4.0	<4.0	<4.0	<4.0	<4.0	<4.0		
4-Chlorotoluene		<1	<1	<1		<1	<0.3	<0.3	<0.3	<0.3	<0.20	<0.3	<0.60	<0.60	<0.60	<0.40	<0.60	<0.30	<0.30	<0.30	<0.21	<0.29			
4-Methyl-2-Pentanone (MIBK)	<10															<7.0	<6.0	<3.0	<3.0	<3.0	<3.0	<3.0	<3.0		
Acetone	13.3															<9.0	<10.0	<7.0	<7.0	<7.0	<7.0	<5.0	<5.0		
Benzene	<5	<1	<1	<1	<10	<1	<0.2	<0.3	<0.3	<0.1	<0.10	<0.1	<0.40	<0.40	<0.40	<0.40	<0.16	<0.16	<0.16	<0.16	<0.19	<0.30			
Bromobenzene		<1	<1	<1		<1	<0.3	<0.2	<0.2	<0.5	<0.10	<0.5	<0.50	<0.50	<0.50	<0.50	<0.60	<0.30	<0.30	<0.30	<0.20	<0.30			
Bromochloromethane			<1	<1		<1	<0.4	<0.2	<0.2	<0.4	<0.10	<0.4	<0.50	<0.50	<0.50	<0.50	<0.70	<0.21	<0.21	<0.21	<0.22	<0.40			
Bromodichloromethane	<5	<1	<1	<1	30	<1	<0.2	0.3	<0.2	<0.2	<0.10	<0.2	<0.40	<0.40	<0.40	<0.13	<0.15	<0.19	<0.19	<0.19	<0.20	<0.30			

Volatile Organic Compounds - Historical Data
WAULECO, INC - Wausau Facility
Well - W14

Parameter	12/18/92	06/29/93	12/28/93	06/21/94	07/06/95	07/08/96	07/11/97	06/23/98	06/07/99	07/17/00	01/30/01	07/10/01	08/05/02	07/22/03	07/12/04	07/19/05	07/18/06	07/09/07	07/22/08	07/06/09	07/13/10	07/18/11	07/09/12	07/01/13	
Bromoform	<5		<1	<1	<10	<1	<0.3	<0.2	<0.2	<0.1	<0.20	<0.1	<0.60	<0.60	<0.60	<0.50	<0.21	<0.50	<0.50	<0.50	<0.22	<0.24			
Bromomethane	<10		<2	<2	<10	<2	<0.3	<0.9	<0.9	<0.4	<0.40	<0.4	<0.80	<0.80	<0.80	<0.80	<0.90	<0.40	<0.40	<0.40	<0.40	<0.50	<0.30		
n-Butylbenzene		<1	<1	<1		<1	<0.6	<0.3	<0.3	<0.4	<0.10	<0.4	<0.50	<0.50	<0.50	<0.60	<0.40	<0.24	<0.24	<0.24	<0.24	<0.23	<0.29		
sec-Butylbenzene		<1	<1	<1		<1	<0.3	<0.2	<0.2	<0.3	<0.20	<0.3	<0.50	<0.50	<0.50	<0.50	<0.50	<0.29	<0.29	<0.29	<0.29	<0.21	<0.30		
tert-Butylbenzene		<1	<1	<1		<1	<0.3	<0.3	<0.3	<0.1	<0.10	<0.1	<0.50	<0.50	<0.50	<0.50	<0.50	<0.23	<0.23	<0.23	<0.23	<0.20	<0.40		
Carbon disulfide	<5															<1.1	<1.0	<0.50	<0.50	<0.50	<0.50	<0.50	<0.60		
Carbon tetrachloride	<5	<1	<1	<1	<10	<1	<0.2	<0.4	<0.4	<0.3	<0.10	<0.3	<0.60	<0.60	<0.60	<0.50	<0.50	<0.40	<0.40	<0.40	<0.40	<0.23	<0.40		
Chlorobenzene	<5	<1	<1	<1	<10	<1	<0.3	<0.3	<0.3	<0.3	<0.10	<0.3	<0.80	<0.80	<0.80	<0.50	<0.40	<0.30	<0.30	<0.30	<0.30	<0.24	<0.30		
Chlorodibromomethane	<5	<1	<1	<1	<10	<1	<0.3	<0.3	<0.3	<0.4	<0.20	<0.4	<0.40	<0.40	<0.40	<0.60	<0.60	<0.23	<0.23	<0.23	<0.23	<0.19	<0.26		
Chloroethane	<10	<2	<2	<2	<20	<2	<0.4	<0.8	<0.8	<0.5	<0.40	<0.5	<0.50	<0.50	<0.50	<0.70	<0.60	<0.40	<0.40	<0.40	<0.40	<0.40	<0.30		
Chloroform	<5	<1	<1	<1	<10	<1	22	22	<0.2	<0.5	<0.10	<0.5	<0.60	<0.60	<0.60	<0.50	<0.50	<0.22	<0.22	<0.22	<0.22	<0.15	<0.23		
Chloromethane	<10	<2	<2	<2	<20	<2	<0.7	<0.9	<0.9	<0.3	<0.20	<0.3	<0.40	<0.40	<0.40	<0.24	<0.30	<0.30	0.84B	<0.40	<0.40	<0.40	<0.40		
Dibromomethane			<1	<1		<1	<0.1	<0.2	<0.2	<0.4	<0.20	<0.4	<0.50	<0.50	<0.50	<0.70	<0.80	<0.40	<0.40	<0.40	<0.40	<0.24	<0.30		
Dichlorodifluoromethane		<2	<2	<2		<2	<0.3	<1.2	<1.2	<0.5	<0.10	<0.5	<0.50	<0.50	<0.50	<0.60	<0.29	<0.40	<0.40	<0.40	<0.40	<0.26	<0.30		
Diisopropyl Ether		<1							<0.3	<0.1	<0.10	<0.1	<0.50	<0.50	<0.50	<0.50	<0.40	<0.50	<0.50	<0.50	<0.50	<0.20	<0.30		
Ethylbenzene	<5	<1	<1	<1	33	<1	<0.2	<0.2	<0.2	<0.1	<0.10	<0.1	<0.50	<0.50	<0.50	<0.50	<0.50	<0.28	<0.28	<0.28	<0.28	<0.22	<0.29		
Hexachlorobutadiene		<1	<1	<1		<1	<0.5	<0.6	<0.6	<0.6	<0.20	<0.6	<0.50	<0.50	<0.50	<0.60	<0.90	<0.60	<0.60	<0.60	<0.60	<0.30	<0.40		
Isopropylbenzene		<1	<1	<1		<1	<0.2	<0.2	<0.2	<0.1	<0.10	<0.1	<0.50	<0.50	<0.50	<0.40	<0.60	<0.20	<0.20	<0.20	<0.20	<0.18	<0.30		
p-Isopropyltoluene		<1	<1	<1		<1	<0.4	<0.2	<0.2	<0.2	<0.10	<0.2	<0.50	<0.50	<0.50	<0.40	<0.40	<0.17	<0.17	<0.17	<0.17	<0.23	<0.30		
Methyl tert-butyl ether		<1							<0.2	<1.1	<0.30	<1.1	<0.50	<0.50	<0.50	<0.60	<0.40	<0.23	<0.23	<0.23	<0.23	<0.29	<0.30		
Methylene chloride	<10	<3	<3	<3	<30	<3	<0.3	<0.5	<0.5	<1.9	<0.40	<1.9	<1.0	<1.0	2.9 J,A,B,Q	<0.40	<1.0	<0.50	<0.50	<0.50	<0.50	<0.40	<0.40		
Naphthalene		<1	<1	<1	110	<1	<0.8	<1.1	<1.1	<0.7	<0.20	<0.7	<0.50	<0.50	<0.50	<0.60	<0.70	<0.60	<0.60	<0.60	<0.60	<0.40	<0.40	<0.31	<0.50
n-Propylbenzene		<1	<1	<1		<1	<0.3	<0.2	<0.2	<0.3	<0.10	<0.3	<0.50	<0.50	<0.50	<0.40	<0.40	<0.20	<0.20	<0.20	<0.20	<0.20	<0.30		
Styrene	<5		<1	<1		<1	<0.2	<0.2	<0.2	<0.2	<0.10	<0.2	<0.50	<0.50	<0.50	<0.50	<0.50	<0.30	<0.30	<0.30	<0.30	<0.20	<0.30		
Tetrachloroethene	<5	2	1.8	1.4	<10	<1	<0.3	0.9	<0.6	<0.4	0.25	<0.4	<0.50	<0.50	<0.50	<0.40	<0.29	<0.40	<0.40	<0.40	<0.40	<0.30	<0.30		
Tetrahydrofuran																<7.0	<7.0	<4.0	<4.0	<4.0	<4.0	<3.0	<4.0		
Toluene	<5	<1	<1	<1	<10	<1	<0.2	<0.2	<0.2	<0.1	<0.20	<0.1	<0.50	<0.50	<0.50	<0.40	<0.40	<0.20	<0.20	<0.20	<0.20	<0.22	<0.30		
Trichloroethene	<5	<1	<1	<1	41	<1	<0.2	<0.3	<0.3	<0.3	<0.20	<0.3	<0.60	<0.60	<0.60	<0.15	<0.15	<0.15	<0.15	<0.15	<0.15	<0.21	<0.40		
Trichlorofluoromethane		<1	<1	<1	<10	<1	<0.5	<0.6	<0.6	<0.4	<0.20	<0.4	<0.40	<0.40	<0.40	<0.40	<0.50	<0.70	<0.40	<0.40	<0.40	<0.20	<0.40		
Vinyl acetate	<10															<8.0	<1.7	<1.1	<1.1	<1.1	<1.1	<3.0	<4.0		
Vinyl chloride	<10	<1	<1	<1	<10	<1	<0.3	<0.5	<0.5	<0.4	<0.10	<0.4	<0.30	<0.30	<0.30	<0.12	<0.15	<0.15	<0.15	<0.15	<0.15	<0.18	<0.19		
Xylene, m & p-		<2	<2	<2	120	<2	<0.4	<0.3	<0.3	<0.2	<0.20	<0.2	<0.60	<0.60	<0.60	<1.0	<0.9	<0.50	<0.50	<0.50	<0.50	<0.60	<0.90		
Xylene, o-		<1	<1	<1	200	<1	<0.2	<0.5	<0.5	<0.1	<0.10	<0.1	<0.50	<0.50	<0.50	<0.40	<0.60	<0.50	<0.50	<0.50	<0.50	<0.24	<0.29	<0.50	
Xylenes, Total	<5																<1.5	<1.0	<1.0	<1.0	<1.0	<0.89	<1.40		

Prepared By: T. Dushek, 8/7/13

Checked by: A. Voit, 9/21/13

NOTES:

All Units are in ug/L

Bold values indicate detections

A = Analyte averaged calibration criteria within acceptable limits

B = Analyte detected in associated Method Blank

M = Matrix spike or matrix spike duplicate outside acceptance limits.

J = Estimated Value

Q = Lab Control Sample outside acceptance limits

* = Suspected methylene chloride laboratory contamination.

WDNR letter dated March 18, 2014 concurred with a TRC letter dated October 13, 2013 that this well could be eliminated from the monitoring network.

Volatile Organic Compounds - Historical Data
 WAULECO, INC - Wausau Facility
 Well - W16

Parameter	12/18/92	06/29/93	12/28/93	06/21/94	07/06/95	07/08/96	07/11/97	06/24/98	06/07/99	07/18/00	01/30/01	07/10/01	08/05/02	07/22/03	07/12/04	07/19/05	07/19/06	07/09/07	07/23/08	07/06/09	07/13/10	07/18/11	07/09/12	07/01/13	07/08/14	07/06/15	07/05/16	07/10/17	07/10/18	07/08/19	07/06/20	07/06/21	
1,1,1,2-Tetrachloroethane			<1	<1	<1	<1	<0.1	<0.3	<0.3	<0.4	<0.20	<0.4	<0.90	<0.90	<0.90	<0.50	<0.70	<0.60	<0.60	<0.60	<0.24	<0.40											
1,1,1-Trichloroethane	<5	<1	<1	<1	<1	<1	<0.3	<0.3	<0.3	<0.3	<0.20	<0.3	<0.50	<0.50	<0.50	<0.60	<0.50	<0.60	<0.60	<0.60	<0.21	<0.29											
1,1,2,2-Tetrachloroethane	<5	<1	<1	<1	<1	<1	<0.2	<0.2	<0.2	<0.4	<0.20	<0.4	<0.80	<0.80	<0.80	<0.15	<0.13	<0.14	<0.14	<0.14	<0.14	<0.19	<0.30										
1,1,2-Trichloroethane	<5	<1	<1	<1	<1	<1	<1	<0.2	<0.2	<0.2	<0.10	<0.2	<0.90	<0.90	<0.90	<0.40	<0.50	<0.50	<0.50	<0.50	<0.26	<0.30											
1,1-Dichloroethane	<5	<1	<1	<1	<1	<1	<0.2	<0.2	<0.2	<0.4	<0.10	<0.4	<0.50	<0.50	<0.50	<0.50	<0.40	<0.40	<0.40	<0.40	<0.20	<0.28											
1,1-Dichloroethene	<5	<1	<1	<1	<1	<1	<0.4	<0.2	<0.2	<0.9	<0.20	<0.9	<0.40	<0.40	<0.40	<0.50	<0.30	<0.40	<0.40	<0.40	<0.24	<0.29											
1,1-Dichloropropene			<1	<1		<1	<0.2	<0.3	<0.3	<0.4	<0.20	<0.4	<0.50	<0.50	<0.50	<0.50	<0.60	<0.50	<0.50	<0.50	<0.24	<0.40											
1,2,3-Trichlorobenzene		<1	<1	<1		<1	<0.5	<0.4	<0.4	<0.5	<0.30	<0.5	<0.50	<0.50	<0.50	<0.60	<0.50	<0.50	<0.50	<0.50	<0.30	<0.40											
1,2,3-Trichloropropane			<1	<1		<1	<0.3	<0.2	<0.2	<0.3	<0.10	<0.3	<0.80	<0.80	<0.80	<0.60	<0.70	<0.30	<0.30	<0.30	<0.21	<0.40											
1,2,4-Trichlorobenzene	<1	<1	<1	<1		<1	<0.5	<0.3	<0.3	<0.5	<0.30	<0.5	<0.50	<0.50	<0.50	<0.70	<0.70	<0.40	<0.40	<0.40	<0.30	<0.30											
1,2,4-Trimethylbenzene	<1	<1	<1	<1		<1	<0.7	<0.6	<0.6	<0.2	<0.10	<0.2	<0.50	<0.50	<0.50	<0.40	<0.50	<0.24	<0.24	<0.24	<0.20	<0.20		<0.40	<0.60	<0.50	<0.40	<0.40	<0.40	<0.40	<0.40	<0.40	
1,2-Dibromo-3-chloropropane	<3	<3	<3			<3	<0.3	<0.3	<0.3	<0.3	<0.40	<0.3	<0.40	<0.40	<0.40	<1.1	<0.30	<0.40	<0.40	<0.40	<0.40	<0.50											
1,2-Dibromoethane	<2	<2	<2			<2	<0.2	<0.4	<0.4	<0.3	<0.10	<0.3	<0.30	<0.30	<0.30	<0.60	<0.50	<0.13	<0.13	<0.13	<0.16	<0.30											
1,2-Dichlorobenzene	<1	<1	<1	<1	<1	<1	<0.3	<0.3	<0.3	<0.3	<0.20	<0.3	<0.70	<0.70	<0.70	<0.50	<0.50	<0.40	<0.40	<0.40	<0.23	<0.40											
1,2-Dichloroethane	<5	<1	<1	<1	<1	<1	<0.2	<0.2	<0.2	<0.4	<0.20	<0.4	<0.90	<0.90	<0.90	<0.50	<0.50	<0.30	<0.30	<0.30	<0.30	<0.30											
cis-1,2-Dichloroethene		<1	<1	<1	<1	<1	<0.2	<0.2	<0.2	<0.4	<0.20	<0.4	<0.50	<0.50	<0.50	<0.60	<0.40	<0.40	<0.40	<0.40	<0.25	<0.30											
trans-1,2-Dichloroethene	<5	<1	<1	<1	<1	<1	<0.2	<0.3	<0.3	<0.8	<0.10	<0.8	<0.40	<0.40	<0.40	<0.60	<0.40	<0.50	<0.50	<0.50	<0.25	<0.30											
1,2-Dichloropropane	<5	<1	<1	<1	<1	<1	<0.1	<0.2	<0.2	<0.3	<0.20	<0.3	<0.40	<0.40	<0.40	<0.50	<0.50	<0.21	<0.21	<0.21	<0.22	<0.29											
1,3,5-Trimethylbenzene	<1	<1	<1	<1		<1	<0.4	<0.3	<0.3	<0.3	<0.10	<0.3	<0.50	<0.50	<0.50	<0.50	<0.40	<0.19	<0.19	<0.19	<0.23	<0.30											
1,3-Dichlorobenzene	<1	<1	<1	<1	<1	<1	<0.7	<0.4	<0.4	<0.4	<0.10	<0.4	<0.50	<0.50	<0.50	<0.50	<0.40	<0.40	<0.40	<0.40	<0.26	<0.30											
cis-1,3-Dichloropropene	<5		<1	<1	<1	<1	<0.3	<0.3	<0.3	<0.2	<0.10	<0.2	<0.60	<0.60	<0.60	<0.12	<0.15	<0.14	<0.14	<0.14	<0.19	<0.28											
1,3-Dichloropropane		<1	<1	<1		<1	<0.3	<0.6	<0.6	<0.4	<0.10	<0.4	<1.2	<1.2	<1.2	<0.60	<0.50	<0.19	<0.19	<0.19	<0.23	<0.30											
trans-1,3-Dichloropropene	<5		<1	<1	<1	<1	<0.2	<0.2	<0.2	<0.5	<0.10	<0.5	<0.70	<0.70	<0.70	<0.14	<0.14	<0.14	<0.14	<0.14	<0.19	<0.30											
1,4-Dichlorobenzene		<1	<1	<1	<1	<1	<0.3	<0.3	<0.3	<0.4	<0.10	<0.4	<0.50	<0.50	<0.50	<0.50	<0.60	<0.50	<0.50	<0.50	<0.23	<0.30											
2,2-Dichloropropane		<1	<1	<1		<1	<0.2	<0.5	<0.5	<0.2	<0.20	<0.2	<0.60	<0.60	<0.60	<0.60	<0.60	<0.30	<0.30	<0.30	<0.25	<0.28											
2-Butanone (MEK)	<10															<7.0	<5.0	<4.0	<4.0	<4.0	<2.4	<3.0											
2-Chloroethyl vinyl ether					<10																												
2-Chlorotoluene		<1	<1	<1		<1	<0.4	<0.3	<0.3	<0.4	<0.10	<0.4	<0.60	<0.60	<0.60	<0.50	<0.50	<0.30	<0.30	<0.30	<0.22	<0.30											
2-Hexanone	<10															<7.0	<8.0	<4.0	<4.0	<4.0	<4.0	<4.0	<4.0										
4-Chlorotoluene	0	<1	<1	<1		<1	<0.3	<0.3	<0.3	<0.3	<0.20	<0.3	<0.60	<0.60	<0.60	<0.40	<0.60	<0.30	<0.30	<0.30	<0.21	<0.29											
4-Methyl-2-Pentanone (MIBK)	<10															<7.0	<6.0	<3.0	<3.0	<3.0	<3.0	<3.0	<3.0										
Acetone	18.3															<9.0	<10.0	<7.0	<7.0	<7.0	<5.0	<5.0											
Benzene	<5	<1	<1	<1	<1	<1	<0.2	<0.3	<0.3	<0.1	<0.10	<0.1	<0.40	<0.40	<0.40	<0.40	<0.40	<0.16	<0.16	<0.16	<0.19	<0.30											
Bromobenzene		<1	<1	<1	0	<1	<0.3	<0.2	<0.2	<0.5	<0.10	<0.5	<0.50	<0.50	<0.50	<0.60	<0.60	<0.30	<0.30	<0.30	<0.20	<0.30											
Bromochloromethane			<1	<1	0	<1	<0.4	<0.2	<0.2	<0.4	<0.10	<0.4	<0.50	<0.50	<0.50	<0.50	<0.70	<0.21	<0.21	<0.21	<0.22	<0.40											
Bromodichloromethane	<5	<1	<1	<1	<1	2.957	<0.2	<0.2	<0.2	<0.2	<0.10	<0.2	<0.40	<0.40	<0.40	<0.13	<0.15	<0.19	<0.19	<0.19	<0.20	<0.30											
Bromoform	<5		<1	<1	<1	<1	<0.3	<0.2	<0.2	<0.1	<0.20	<0.1	<0.60	<0.60	<0.60	<0.50	<0.21	<0.50	<0.50	<0.50	<0.22	<0.24											
Bromomethane	<10		<2	<2	<2	<2	<0.3	<0.9	<0.9	<0.4	<0.40	<0.4	<0.80	<0.80	<0.80	<0.80	<0.90	<0.40	<0.40	<0.40	<0.50	<0.30											
n-Butylbenzene		<1	<1	<1		<1	<0.6	<0.3	<0.3	<0.4	<0.10	<0.4	<0.50	<0.50	<0.50	<0.60	<0.40	<0.24	<0.24	<0.24	<0.23	0.74											
sec-Butylbenzene		<1	<1	<1		<1	<0.3	<0.2	<0.2	<0.3	<0.20	<0.3	<0.50	<0.50	<0.50	<0.50	<0.50	<0.29	<0.29	<0.29	<0.21	4.0											
tert-Butylbenzene		<1	<1	<1		<1	<0.3	<0.3	<0.3	<0.1	<0.10	<0.1	<0.50	<0.50	<0.50	<0.50	<0.50	<0.23	<0.23	<0.23	<0.20	2.3											
Carbon disulfide	<5															<1.1	<1.0	<0.50	<0.50	<0.50	<0.50	<0.60											
Carbon tetrachloride	<5	<1	<1	<1	<1	<1	<0.2	<0.4	<0.4	<0.3	<0.10	<0.3	<0.60	<0.60	<0.60	<0.50	<0.50	<0.40	<0.40	<0.40	<0.23	<0.40											
Chlorobenzene	<5	<1	<1	<1	<1	<1	<0.3	<0.3	<0.3	<0.3	<0.10	<0.3	<0.80	<0.80	<0.80	<0.50	<0.40	<0.30	<0.30	<0.30	<0.24	<0.30											
Chlorodibromomethane	<5	<1	<1	<1	<1	<1	<0.3	<0.3	<0.3	<0.4	<0.20	<0.4	<0.40	<0.40	<0.40	<0.60	<0.60	<0.23	<0.23	<0.23	<0.19	<0.26	</										

Volatile Organic Compounds - Historical Data
WAULECO, INC - Wausau Facility
Well - W16

Parameter	12/18/92	06/29/93	12/28/93	06/21/94	07/06/95	07/08/96	07/11/97	06/24/98	06/07/99	07/18/00	01/30/01	07/10/01	08/05/02	07/22/03	07/12/04	07/19/05	07/19/06	07/09/07	07/23/08	07/06/09	07/13/10	07/18/11	07/09/12	07/01/13	07/08/14	07/06/15	07/05/16	07/10/17	07/10/18	07/08/19	07/06/20	07/06/21		
n-Propylbenzene		<1	<1	<1		<1	<0.3	<0.2	<0.2	<0.3	<0.10	<0.3	<0.50	<0.50	<0.50	<0.40	<0.40	<0.20	<0.20	<0.20	<0.20	<0.30												
Styrene	<5		<1	<1		<1	<0.2	<0.2	<0.2	<0.2	<0.10	<0.2	<0.50	<0.50	<0.50	<0.50	<0.50	<0.30	<0.30	<0.30	<0.20	<0.30												
Tetrachloroethene	<5	<1	<1	<1	<1	<1	<0.3	1.4	<0.6	<0.4	0.21	<0.4	<0.50	0.73	0.61 J	0.7	<0.29	<0.40	0.78	0.68	0.36	1.8												
Tetrahydrofuran																<7.0	<7.0	<4.0	<4.0	<4.0	<3.0	<4.0												
Toluene	<5	<1	<1	<1	<1	<1	<0.2	<0.2	<0.2	<0.1	<0.20	<0.1	<0.50	<0.50	<0.50	<0.40	<0.40	<0.20	<0.20	<0.20	<0.22	<0.30												
Trichloroethene	<5	1.3	<1	<1	<1	<1	<0.2	<0.3	<0.3	<0.3	<0.20	<0.3	<0.60	<0.60	<0.60	<0.15	<0.15	<0.15	<0.15	<0.15	<0.21	0.44												
Trichlorofluoromethane		<1	<1	<1	<1	<1	<0.5	<0.6	<0.6	<0.4	<0.20	<0.4	<0.40	<0.40	<0.40	<0.50	<0.70	<0.40	<0.40	<0.40	<0.20	<0.40												
Vinyl acetate	<10															<8.0	<1.7	<1.1	<1.1	<1.1	<3.0	<4.0												
Vinyl chloride	<10	<1	<1	<1	<1	<1	<0.3	<0.5	<0.5	<0.4	<0.10	<0.4	<0.30	<0.30	<0.30	<0.12	<0.15	<0.15	<0.15	<0.15	<0.18	<0.19												
Xylene, m & p-		<2	<2	<2	<2	<2	<0.4	<0.3	<0.3	<0.2	<0.20	<0.2	<0.60	<0.60	<0.60	<1.0	<0.9	<0.50	<0.50	<0.50	<0.50	<0.60		<0.90	<1.0	<1.1	<0.80	<0.80	<0.80	<0.80	<0.80	<0.80	<0.80	<0.80
Xylene, o-		<1	<1	<1	<1	<1	<0.2	<0.5	<0.5	<0.1	<0.10	<0.1	<0.50	<0.50	<0.50	<0.40	<0.60	<0.50	<0.50	<0.50	<0.24	0.9		<0.50	<0.50	<0.50	<0.40	<0.40	<0.40	<0.40	<0.40	<0.40	<0.40	<0.40
Xylenes, Total	<5															<1.5	<1.0	<1.0	<1.0	<1.0	<1.0	0.9		<1.4	<1.5	<1.6	<1.2	<1.2	<1.2	<1.2	<1.2	<1.2	<1.2	

Prepared By: T. Dushek, 8/5/21

Checked by: A. Voit, 11/24/21

NOTES:

All Units are in ug/L

Bold values indicate detections

A = Analyte averaged calibration criteria within acceptable limits

B = Analyte detected in associated Method Blank

M = Matrix spike or matrix spike duplicate outside acceptance limits.

J = Estimated Value

Q = Lab Control Sample outside acceptance limits

* = Suspected methylene chloride laboratory contamination.

Volatile Organic Compounds - Historical Data
WAULECO, INC - Wausau Facility
Well - W17

Parameter	07/13/04	07/20/05	07/18/06	07/10/07	07/23/08	07/06/09	7/6/2009 Duplicate	07/15/10	07/19/11	07/06/12	7/6/2012 Duplicate	7/2/2013	7/16/2014	7/9/2015	7/7/2016	7/17/2017	7/11/2018	7/11/2019	7/8/2020	7/12/2021
1,1,1,2-Tetrachloroethane	<4.5	<5.0	<0.70	<3.0	<3.0	<3.0	<3.0	<0.24	<0.40											
1,1,1-Trichloroethane	<2.5	<6.0	<0.50	<3.0	<3.0	<3.0	<3.0	<0.21	<0.29											
1,1,2,2-Tetrachloroethane	<4.0	<1.5	<0.13	<0.70	6.7	<0.70	<0.70	<0.19	<0.30											
1,1,2-Trichloroethane	<4.5	<4.0	<0.50	<2.5	<2.5	<2.5	<2.5	<0.26	<0.30											
1,1-Dichloroethane	<2.5	<5.0	<0.40	<2.0	<2.0	<2.0	<2.0	<0.20	<0.28											
1,1-Dichloroethene	<2.0	<5.0	<0.30	<2.0	<2.0	<2.0	<2.0	<0.24	<0.29											
1,1-Dichloropropene	<2.5	<5.0	<0.60	<2.5	<2.5	<2.5	<2.5	<0.24	<0.40											
1,2,3-Trichlorobenzene	<2.5	<6.0	<0.50	<2.5	<2.5	<2.5	<2.5	<0.30	<0.40											
1,2,3-Trichloropropane	<4.0	<6.0	<0.70	<1.5	<1.5	<1.5	<1.5	<0.21	<0.40											
1,2,4-Trichlorobenzene	<2.5	<7.0	<0.70	<2.0	<2.0	<2.0	<2.0	<0.30	<0.30											
1,2,4-Trimethylbenzene	150	200	95	180	190	260	270	92	60			92	78	71	20	29	36	22	32	6.3
1,2-Dibromo-3-chloropropane	<2.0	<11.	<0.30	<2.0	<2.0	<2.0	<2.0	<0.40	<0.50											
1,2-Dibromoethane	<1.5	<6.0	<0.50	<0.65	<0.65	<0.65	<0.65	<0.16	<0.30											
1,2-Dichlorobenzene	<3.5	<5.0	<0.50	<2.0	<2.0	<2.0	<2.0	<0.23	<0.40											
1,2-Dichloroethane	<4.5	<5.0	<0.50	<1.5	<1.5	<1.5	<1.5	<0.30	<0.30											
cis-1,2-Dichloroethene	<2.5	<6.0	0.78	<2.0	<2.0	<2.0	<2.0	<0.25	<0.30											
trans-1,2-Dichloroethene	<2.0	<6.0	<0.40	<2.5	<2.5	<2.5	<2.5	<0.25	<0.30											
1,2-Dichloropropane	<2.0	<5.0	<0.50	<1.1	<1.1	<1.1	<1.1	<0.22	<0.29											
1,3,5-Trimethylbenzene	57	72	33	72	79	110	120	39	19											
1,3-Dichlorobenzene	<2.5	<5.0	<0.40	<2.0	<0.95	<2.0	<2.0	<0.26	<0.30											
cis-1,3-Dichloropropene	<3.0	<1.2	<0.15	<0.70	<0.70	<0.70	<0.70	<0.19	<0.28											
1,3-Dichloropropane	<6.0	<6.0	<0.50	<0.95	<0.95	<0.95	<0.95	<0.23	<0.30											
trans-1,3-Dichloropropene	<3.5	<1.4	<0.14	<0.70	<0.70	<0.70	<0.70	<0.19	<0.30											
1,4-Dichlorobenzene	<2.5	<5.0	<0.60	<2.5	<2.5	<2.5	<2.5	<0.23	<0.30											
2,2-Dichloropropane	<3.0	<6.0	<0.60	<1.5	<1.5	<1.5	<1.5	<0.25	<0.28											
2-Butanone (MEK)		<7.0	<5.0	<2.0	<2.0	<2.0	<2.0	<2.4	<3.0											
2-Chloroethyl vinyl ether																				
2-Chlorotoluene	<3.0	<5.0	<0.50	<1.5	<1.5	<1.5	<1.5	<0.22	<0.30											
2-Hexanone		<7.0	<8.0	<2.0	<2.0	<2.0	<2.0	<4.0	<4.0											
4-Chlorotoluene	<3.0	<4.0	<0.60	<1.5	<1.5	<1.5	<1.5	<0.21	<0.29											
4-Methyl-2-Pentanone (MIBK)		<7.0	<6.0	<1.5	<1.5	<1.5	<1.5	<3.0	<3.0											
Acetone		<9.0	23	<35	<35	<35	<35	<5.0	<5.0											
Benzene	<2.0	<4.0	<0.40	<0.80	<0.80	<0.80	<0.80	<0.19	<0.30											
Bromobenzene	<2.5	<5.0	<0.60	<1.5	<1.5	<1.5	<1.5	<0.20Q	<0.30											
Bromochloromethane	<2.5	<5.0	<0.70	<1.1	<1.1	<1.1	<1.1	<0.22	<0.40											
Bromodichloromethane	<2.0	<1.3	<0.15	<0.95	<0.95	<0.95	<0.95	<0.20	<0.30											
Bromoform	<3.0	<5.0	<0.21	<2.5	<2.5	<2.5	<2.5	<0.22	<0.24											
Bromomethane	<4.0	<8.0	<0.90	<2.0	<2.0	<2.0	<2.0	<0.50	<0.30											
n-Butylbenzene	78	42	9.1	20	<1.2	37	41	9	4.4											
sec-Butylbenzene	21	16	12	15	15	27	26	8.3	17											
tert-Butylbenzene	<2.5	7.2	4.8	6.8	7.5	8.9	9	4	6.2											
Carbon disulfide		<1.1	<1.0	<2.5	<2.5	<2.5	<2.5	<0.50	<0.60											
Carbon tetrachloride	<3.0	<5.0	<0.50	<2.0	<2.0	<2.0	<2.0	<0.23	<0.40											
Chlorobenzene	<4.0	<5.0	<0.40	<1.5	<1.5	<1.5	<1.5	<0.24	<0.30											
Chlorodibromomethane	<2.0	<6.0	<0.60	<1.2	<1.2	<1.2	<1.2	<0.19	<0.26											
Chloroethane	<2.5	<7.0	<0.60	<2.0	<2.0	<2.0	<2.0	<0.40	<0.30											

Volatile Organic Compounds - Historical Data
WAULECO, INC - Wausau Facility
Well - W17

Parameter	07/13/04	07/20/05	07/18/06	07/10/07	07/23/08	07/06/09	7/6/2009 Duplicate	07/15/10	07/19/11	07/06/12	7/6/2012 Duplicate	7/2/2013	7/16/2014	7/9/2015	7/7/2016	7/17/2017	7/11/2018	7/11/2019	7/8/2020	7/12/2021
Chloroform	<3.0	<5.0	<0.50	<1.1	<1.1	<1.1	<1.1	<0.15	<0.23											
Chloromethane	<2.0	<2.4	0.32	<1.5	<1.5	<1.5	<1.5	<0.40	<0.40											
Dibromomethane	<2.5	<7.0	<0.80	<2.0	<2.0	<2.0	<2.0	<0.24	<0.30											
Dichlorodifluoromethane	<2.5	<6.0	<0.29	<2.0	<2.0	<2.0	<2.0	<0.26	<0.30											
Diisopropyl Ether	<2.5	<5.0	<0.40	<2.5	<2.5	<2.5	<2.5	<0.20	<0.30											
Ethylbenzene	<2.5	<5.0	<0.50	<1.4	<1.4	<1.4	<1.4	2.1	2											
Hexachlorobutadiene	<2.5	<6.0	<0.90	<3.0	<3.0	<3.0	<3.0	<0.30	<0.40											
Isopropylbenzene	4.1 J	<4.0	3.2	3.3	6.4	5	5.4	3.4	8.8											
p-Isopropyltoluene	16	28 A	12	24	21	41	45	7.4	4.2											
Methyl tert-butyl ether	<2.5	<6.0	<0.40	<1.2	<1.2	<1.2	<1.2	<0.29	<0.30											
Methylene chloride	19 J,A,B,Q	<4.0	<1.0	3	<2.5	<2.5	<2.5	<0.40	<0.40											
Naphthalene	16	<6.0	17	13	24	32	38	4.6	<0.40	<0.32	<0.32	19	8.5	6.9	3.4	7.1	4	2.7	1.9	7.1
n-Propylbenzene	<2.5	<4.0	1.9	2	1.5	4.6	4.9	3.5	4											
Styrene	<2.5	<5.0	<0.50	<1.5	<1.5	<1.5	<1.5	<0.20	<0.30											
Tetrachloroethene	<2.5	<4.0	0.43	<2.0	<2.0	<2.0	<2.0	0.73	0.67											
Tetrahydrofuran		<7.0	<7.0	<2.0	<2.0	<2.0	<2.0	<3.0	<4.0											
Toluene	<2.5	<4.0	<0.40	<1.0	<1.0	<1.0	<1.0	<0.22	<0.30											
Trichloroethene	11	18	14	10	10	7.6	8.4	1.1	0.75											
Trichlorofluoromethane	<2.0	<5.0	<0.70	<2.0	<2.0	<2.0	<2.0	<0.20	<0.40											
Vinyl acetate		<8.0	<1.7	<5.5	<5.5	<5.5	<5.5	<3.0	<4.0											
Vinyl chloride	<1.5	<1.2	<0.15	<0.75	<0.75	<0.75	<0.75	<0.18	<0.19											
Xylene, m & p-	5.2 J	<10.	4.4	4.9	3.7	5	5.8	3.9	2.9			2.8	<2.0	<2.2	<1.6	<0.80	<0.80	<0.80	<0.80	1.4
Xylene, o-	27	12	16	17	20	20	21	18	4.4			22	22	8.9	4.1	6.7	6.6	4.2	4.7	7.3
Xylenes, Total		12	20.4	21.9	23.7	25	26.8	21.9	7.3			24.8	22	8.9	4.1	6.7	6.6	4.2	4.7	8.7

Prepared By: T. Dushek, 8/5/21

Checked by: A. Voit, 11/24/21

NOTES:

All Units are in ug/L

Bold values indicate detections

A = Analyte averaged calibration criteria within acceptable limits

B = Analyte detected in associated Method Blank

M = Matrix spike or matrix spike duplicate outside acceptance limits.

J = Estimated Value

Q = Lab Control Sample outside acceptance limits

* = Suspected methylene chloride laboratory contamination.

Volatile Organic Compounds - Historical Data
 WAULECO, INC - Wausau Facility
 Well - W18

Parameter	07/08/92	09/17/92	12/17/92	03/23/93	06/29/93	12/28/93	06/22/94	07/05/95	07/09/96	07/11/97	06/24/98	06/08/99	01/31/01	07/11/01	08/06/02	07/23/03
1,1,1,2-Tetrachloroethane				<1		<1	<1		<1	<0.1	<0.3	<0.3	<0.20	<0.4	<0.90	<0.90
1,1,1-Trichloroethane	<50	<50	<5	<1	<1	<1	<1	<1	<1	<0.3	<0.3	<0.3	<0.20	<0.3	<0.50	<0.50
1,1,2,2-Tetrachloroethane	<50	<50	<5	<1	<1	<1	<1	1.3	<1	<0.2	<0.2	<0.2	<0.20	<0.4	<0.80	<0.80
1,1,2-Trichloroethane	<50	<50	<5	<1	<1	<1	<1	<1	<1	<0.2	<0.2	<0.2	<0.10	<0.2	<0.90	<0.90
1,1-Dichloroethane	<50	<50	<5	<1	<1	<1	<1	<1	<1	<0.2	<0.2	<0.2	<0.10	<0.4	<0.50	<0.50
1,1-Dichloroethene	<50	<50	<5	<1	<1	<1	<1	<1	<1	<0.4	<0.2	<0.2	<0.20	<0.9	<0.40	<0.40
1,1-Dichloropropene				<1		<1	<1		<1	<0.2	<0.3	<0.3	<0.20	<0.4	<0.50	<0.50
1,2,3-Trichlorobenzene				<1	<1	<1	<1		<1	<0.5	<0.4	<0.4	<0.30	<0.5	<0.50	<0.50
1,2,3-Trichloropropane				<1		<1	<1		<1	<0.3	<0.2	<0.2	<0.10	<0.3	<0.80	<0.80
1,2,4-Trichlorobenzene				<1	<1	<1	<1		<1	<0.5	<0.3	<0.3	<0.30	<0.5	<0.50	<0.50
1,2,4-Trimethylbenzene				600	330	600	480		204.1	380	50	<0.6	<0.10	<0.2	<0.50	<0.50
1,2-Dibromo-3-chloropropane				<3	<3	<3	<3		<3	<0.3	<0.3	<0.3	<0.40	<0.3	<0.40	<0.40
1,2-Dibromoethane				<2	<2	<2	<2		<2	<0.2	<0.4	<0.4	<0.10	<0.3	<0.30	<0.30
1,2-Dichlorobenzene				<1	<1	<1	<1	<1	<1	<0.3	<0.3	<0.3	<0.20	<0.3	<0.70	<0.70
1,2-Dichloroethane	<50	<50	<5	<1	<1	<1	<1	<1	<1	<0.2	<0.2	<0.2	<0.20	<0.4	<0.90	<0.90
cis-1,2-Dichloroethene				<1	<1	<1	<1	<1	<1	<0.2	0.2	0.2	<0.20	<0.4	<0.50	<0.50
trans-1,2-Dichloroethene	<50	<50	<5	<1	<1	<1	<1	<1	<1	<0.2	<0.2	<0.2	<0.10	<0.8	<0.40	<0.40
1,2-Dichloropropane	<50	<50	<5	<1	<1	<1	<1	<1	<1	<0.1	<0.2	<0.2	<0.20	<0.3	<0.40	<0.40
1,3,5-Trimethylbenzene				3.4	28	11	10		5.4	<0.4	<0.3	<0.3	<0.10	<0.3	<0.50	<0.50
1,3-Dichlorobenzene				<1	<1	<1	<1	<1	<1	<0.7	<0.4	<0.4	<0.10	<0.4	<0.50	<0.50
cis-1,3-Dichloropropene	<50	<50	<5	<1		<1	<1	<1	<1	<0.3	<0.3	<0.3	<0.10	<0.2	<0.60	<0.60
1,3-Dichloropropane				<1	<1	<1	<1	<1	<1	<0.3	<0.6	<0.6	<0.10	<0.4	<1.2	<1.2
trans-1,3-Dichloropropene	<50	<50	<5	<1		<1	<1	<1	<1	<0.2	<0.2	<0.2	<0.10	<0.5	<0.70	<0.70
1,4-Dichlorobenzene				<1	<1	<1	<1	<1	<1	<0.3	<0.3	<0.3	<0.10	<0.4	<0.50	<0.50
2,2-Dichloropropane				<1	<1	<1	<1		<1	<0.2	<0.5	<0.5	<0.20	<0.2	<0.60	<0.60
2-Butanone (MEK)	<100	<100	<10													
2-Chloroethyl vinyl ether								<10								
2-Chlorotoluene				<1	<1	<1	<1		<1	<0.4	<0.3	<0.3	<0.10	<0.4	<0.60	<0.60
2-Hexanone	<100	<100	<10													
4-Chlorotoluene				<1	<1	<1	<1		<1	<0.3	<0.3	<0.3	<0.20	<0.3	<0.60	<0.60
4-Methyl-2-Pentanone (MIBK)	<100	<100	<10													
Acetone	<100	1950	25													
Benzene	<50	<50	<5	2.1	1.7	3.2	2.3	<1	<1	<0.2	1.1	<0.3	<0.10	<0.1	<0.40	<0.40
Bromobenzene				<1	<1	<1	<1		<1	<0.3	<0.2	<0.2	<0.10	<0.5	<0.50	<0.50
Bromochloromethane				<1		<1	<1		<1	<0.4	<0.2	<0.2	<0.10	<0.4	<0.50	<0.50
Bromodichloromethane	<50	<50	<5	<1	<1	<1	<1	<1	<1	<0.2	<0.2	<0.2	<0.10	<0.2	<0.40	<0.40
Bromoform	<50	<50	<5	<1		<1	<1	<1	<1	<0.3	<0.2	<0.2	<0.20	<0.1	<0.60	<0.60
Bromomethane	<100	<100	<10	<2		<2	<2	<2	<2	<0.3	<0.9	<0.9	<0.40	<0.4	<0.80	<0.80
n-Butylbenzene				100	40	45	41		27.1	22	6.5	<0.3	<0.10	<0.4	<0.50	<0.50
sec-Butylbenzene				28	14	21	21		16.1	14	10	0.7	<0.20	<0.3	<0.50	<0.50
tert-Butylbenzene				<1	<1	<1	180		<1	<0.3	3.8	<0.3	<0.10	<0.1	<0.50	<0.50
Carbon disulfide	<50	<50	<5													
Carbon tetrachloride	<50	<50	<5	<1	<1	<1	<1	<1	<1	<0.2	<0.4	<0.4	<0.10	<0.3	<0.60	<0.60
Chlorobenzene	<50	<50	<5	<1	<1	<1	<1	<1	<1	<0.3	<0.3	<0.3	<0.10	<0.3	<0.80	<0.80
Chlorodibromomethane	<50	<50	<5	<1	<1	<1	<1	<1	<1	<0.3	<0.3	<0.3	<0.20	<0.4	<0.40	<0.40
Chloroethane	<100	<100	<10	<2	<2	<2	<2	<2	<2	<0.4	<0.8	<0.8	<0.40	<0.5	<0.50	<0.50
Chloroform	<50	<50	<5	<1	<1	<1	<1	<1	<1	<0.2	<0.2	<0.2	<0.10	<0.5	<0.60	<0.60
Chloromethane	<100	<100	<10	<2	<2	<2	<2	<2	<2	<0.7	<0.9	<0.9	<0.20	<0.3	<0.40	<0.40
Dibromomethane				<1		<1	<1		<1	<0.1	<0.2	<0.2	<0.20	<0.4	<0.50	<0.50
Dichlorodifluoromethane				<2	<5	<2	<2		<2	<0.3	<1.2	<1.2	<0.10	<0.5	<0.50	<0.50

Volatile Organic Compounds - Historical Data
 WAULECO, INC - Wausau Facility
 Well - W18

Parameter	07/08/92	09/17/92	12/17/92	03/23/93	06/29/93	12/28/93	06/22/94	07/05/95	07/09/96	07/11/97	06/24/98	06/08/99	01/31/01	07/11/01	08/06/02	07/23/03
Diisopropyl Ether					<1							<0.3	<0.10	<0.1	<0.50	<0.50
Ethylbenzene	<50	<50	29.8	21	18	34	20	8.3	8.3	<0.2	1.6	<0.2	<0.10	<0.1	<0.50	<0.50
Hexachlorobutadiene				<1	<1	<1	<1		<1	<0.5	<0.6	<0.6	<0.20	<0.6	<0.50	<0.50
Isopropylbenzene				36	19	33	28		15.1	16	6.6	<0.2	<0.10	<0.1	<0.50	<0.50
p-Isopropyltoluene				<1	5.7	<1	1.8		<1	<0.4	<0.2	<0.2	<0.10	<0.2	<0.50	<0.50
Methyl tert-butyl ether					<1							<0.2	<0.30	<1.1	<0.50	<0.50
Methylene chloride	742	644	<10	<3	<3	<3	<3	<3	<3	<0.3	<0.5	<0.5	<0.40	<1.9	<1.0	<1.0
Naphthalene	44	46.3	59.3	100	70	90	18	75	68.1	54	70	<1.1	<0.20	<0.7	<0.50	<0.50
n-Propylbenzene				33	30	54	40		20.2	26	7.2	<0.2	<0.10	<0.3	<0.50	<0.50
Styrene	<50	<50	<5	<1		<1	<1		<1	<0.2	<0.2	<0.2	<0.10	<0.2	<0.50	<0.50
Tetrachloroethene	<50	<50	<5	<1	<1	2.5	2.2	<1	1.3	<0.3	2	<0.6	<0.10	<0.4	<0.50	<0.50
Tetrahydrofuran																
Toluene	<50	<50	6.47	<1	4.1	3.3	1.3	1.2	<1	<0.2	<0.2	<0.2	<0.20	<0.1	<0.50	<0.50
Trichloroethene	<50	<50	<5	6.3	4.3	7.4	4.4	2.8	2.9	<0.2	2.3	<0.3	<0.20	<0.3	<0.60	<0.60
Trichlorofluoromethane				<1	<1	<1	<1	<1	<1	<0.5	<0.6	<0.6	<0.20	<0.4	<0.40	<0.40
Vinyl acetate	<100	<100	<10													
Vinyl chloride	<100	<100	<10	<1	<1	<1	<1	<1	<1	<0.3	<0.5	<0.5	<0.10	<0.4	<0.30	<0.30
Xylene, m & p-				19	34	39	32	12	10.7	<0.4	3.2	<0.3	<0.20	<0.2	<0.60	<0.60
Xylene, o-				160	120	170	16	29	34.5	54	4.8	<0.5	<0.10	<0.1	<0.50	<0.50
Xylenes, Total	123	122	195													

Volatile Organic Compounds - Historical Data
 WAULECO, INC - Wausau Facility
 Well - W18

Parameter	07/12/04	07/18/05	07/18/06	07/10/07	07/23/08	07/07/09	07/13/10	07/19/11	07/19/12	07/02/13	07/10/14	07/07/15	07/06/16	07/11/17	07/11/18	07/08/19	07/07/20	07/06/21
1,1,1,2-Tetrachloroethane	<0.90	<0.50	<0.70	<0.60	<0.60	<0.60	<0.24	<0.40										
1,1,1-Trichloroethane	<0.50	<0.60	<0.50	<0.60	<0.60	<0.60	<0.21	<0.29										
1,1,2,2-Tetrachloroethane	<0.80	<0.15	<0.13	<0.14	<0.14	<0.14	<0.19	<0.30										
1,1,2-Trichloroethane	<0.90	<0.40	<0.50	<0.50	<0.50	<0.50	<0.26	<0.30										
1,1-Dichloroethane	<0.50	<0.50	<0.40	<0.40	<0.40	<0.40	<0.20	<0.28										
1,1-Dichloroethene	<0.40	<0.50	<0.30	<0.40	<0.40	<0.40	<0.24	<0.29										
1,1-Dichloropropene	<0.50	<0.50	<0.60	<0.50	<0.50	<0.50	<0.24	<0.40										
1,2,3-Trichlorobenzene	<0.50	<0.60	<0.50	<0.50	<0.50	<0.50	<0.30	<0.40										
1,2,3-Trichloropropane	<0.80	<0.60	<0.70	<0.30	<0.30	<0.30	<0.21	<0.40										
1,2,4-Trichlorobenzene	<0.50	<0.70	<0.70	<0.40	<0.40	<0.40	<0.30	<0.30										
1,2,4-Trimethylbenzene	<0.50	<0.40	<0.50	<0.24	<0.24	<0.24	<0.20	<0.30		<0.40	<0.60	<0.50	<0.40	<0.40	<0.40	<0.40	<0.40	<0.40
1,2-Dibromo-3-chloropropane	<0.40	<1.1	<0.30	<0.40	<0.40M	<0.40	<0.40	<0.50										
1,2-Dibromoethane	<0.30	<0.60	<0.50	<0.13	<0.13	<0.13	<0.16	<0.30										
1,2-Dichlorobenzene	<0.70	<0.50	<0.50	<0.40	<0.40	<0.40	<0.23	<0.40										
1,2-Dichloroethane	<0.90	<0.50	<0.50	<0.30	<0.30	<0.30	<0.30	<0.30										
cis-1,2-Dichloroethene	<0.50	<0.60	<0.40	<0.40	<0.40	<0.40	<0.25	<0.30										
trans-1,2-Dichloroethene	<0.40	<0.60	<0.40	<0.50	<0.50	<0.50	<0.25	<0.30										
1,2-Dichloropropane	<0.40	<0.50	<0.50	<0.21	<0.21	<0.21	<0.22	<0.29										
1,3,5-Trimethylbenzene	<0.50	<0.50	<0.40	<0.19	<0.19	<0.19	<0.23	<0.30										
1,3-Dichlorobenzene	<0.50	<0.50	<0.40	<0.40	<0.40	<0.40	<0.26	<0.30										
cis-1,3-Dichloropropene	<0.60	<0.12	<0.15	<0.14	<0.14	<0.14	<0.19	<0.28										
1,3-Dichloropropane	<1.2	<0.60	<0.50	<0.19	<0.19	<0.19	<0.23	<0.30										
trans-1,3-Dichloropropene	<0.70	<0.14	<0.14	<0.14	<0.14	<0.14	<0.19	<0.30										
1,4-Dichlorobenzene	<0.50	<0.50	<0.60	<0.50	<0.50	<0.50	<0.23	<0.30										
2,2-Dichloropropane	<0.60	<0.60	<0.60	<0.30	<0.30	<0.30	<0.25	<0.28										
2-Butanone (MEK)		<7.0	<5.0	<4.0	<4.0	<4.0	<2.4	<3.0										
2-Chloroethyl vinyl ether																		
2-Chlorotoluene	<0.60	<0.50	<0.50	<0.30	<0.30	<0.30	<0.22	<0.30										
2-Hexanone		<7.0	<8.0	<4.0	<4.0	<4.0	<4.0	<4.0										
4-Chlorotoluene	<0.60	<0.40	<0.60	<0.30	<0.30	<0.30	<0.21	<0.29										
4-Methyl-2-Pentanone (MIBK)		<7.0	<6.0	<3.0	<3.0	<3.0	<3.0	<3.0										
Acetone		<9.0	<10.0	<7.0	<7.0	<7.0	<5.0	<5.0										
Benzene	<0.40	<0.40	<0.40	<0.16	<0.16	<0.16	<0.19	<0.30										
Bromobenzene	<0.50	<0.50	<0.60	<0.30	<0.30	<0.30	<0.20	<0.30										
Bromochloromethane	<0.50	<0.50	<0.70	<0.21	<0.21	<0.21	<0.22	<0.40										
Bromodichloromethane	<0.40	<0.13	<0.15	<0.19	<0.19	<0.19	<0.20	<0.30										
Bromoform	<0.60	<0.50	<0.21	<0.50	<0.50	<0.50	<0.22	<0.24										
Bromomethane	<0.80	<0.80	<0.90	<0.40	<0.40	<0.40	<0.50	<0.30										
n-Butylbenzene	<0.50	14	<0.40	<0.24	<0.24	<0.24	<0.23	0.41										
sec-Butylbenzene	<0.50	8	<0.50	<0.29	<0.29	<0.29	<0.21	17										
tert-Butylbenzene	<0.50	5.6	<0.50	<0.23	<0.23	<0.23	<0.20	5.7										
Carbon disulfide		<1.1	<1.0	<0.50	<0.50	<0.50	<0.50	<0.60										
Carbon tetrachloride	<0.60	<0.50	<0.50	<0.40	<0.40	<0.40	<0.23	<0.40										
Chlorobenzene	<0.80	<0.50	<0.40	<0.30	<0.30	<0.30	<0.24	<0.30										
Chlorodibromomethane	<0.40	<0.60	<0.60	<0.23	<0.23	<0.23	<0.19	<0.26										
Chloroethane	<0.50	<0.70	<0.60	<0.40	<0.40	<0.40	<0.40	<0.30										
Chloroform	<0.60	<0.50	<0.50	<0.22	<0.22	<0.22	<0.15	<0.23										
Chloromethane	<0.40	<0.24	<0.30	<0.30	<0.30	1.1AB	<0.40	<0.40										
Dibromomethane	<0.50	<0.70	<0.80	<0.40	<0.40	<0.40	<0.24	<0.30										
Dichlorodifluoromethane	<0.50	<0.60	<0.29	<0.40	<0.40	<0.40	<0.26	<0.30										

Volatile Organic Compounds - Historical Data
 WAULECO, INC - Wausau Facility
 Well - W18

Parameter	07/12/04	07/18/05	07/18/06	07/10/07	07/23/08	07/07/09	07/13/10	07/19/11	07/19/12	07/02/13	07/10/14	07/07/15	07/06/16	07/11/17	07/11/18	07/08/19	07/07/20	07/06/21
Diisopropyl Ether	<0.50	<0.50	<0.40	<0.50	<0.50	<0.50	<0.20	<0.30										
Ethylbenzene	<0.50	<0.50	<0.50	<0.28	<0.28	<0.28	<0.22	<0.29										
Hexachlorobutadiene	<0.50	<0.60	<0.90	<0.60	<0.60	<0.60	<0.30	<0.40										
Isopropylbenzene	<0.50	<0.40	<0.60	<0.20	<0.20	<0.20	<0.18	<0.30										
p-Isopropyltoluene	<0.50	<0.40	<0.40	<0.17	<0.17	<0.17	<0.23	<0.30										
Methyl tert-butyl ether	<0.50	<0.60	<0.40	<0.23	<0.23	<0.23	<0.29	<0.30										
Methylene chloride	3.1 J,A,B,Q	<0.40	<1.0	<0.50	<0.50	<0.50	0.4	<0.40										
Naphthalene	<0.50	<0.60	<0.70	<0.60	<0.60	<0.60	<0.40	<0.40	<0.32	<0.50	<1.2	<0.50	<0.90	<0.90	<0.90	<0.90	<0.90	<0.90
n-Propylbenzene	<0.50	<0.40	<0.40	<0.20	<0.20	<0.20	<0.20	<0.30										
Styrene	<0.50	<0.50	<0.50	<0.30	<0.30	<0.30	<0.20	<0.30										
Tetrachloroethene	<0.50	<0.40	<0.29	<0.40	<0.40	<0.40	<0.30	0.44										
Tetrahydrofuran		0.60	<7.0	<4.0	<4.0	<4.0	<3.0	<4.0										
Toluene	<0.50	<0.40	<0.40	<0.20	<0.20	<0.20	<0.22	<0.30										
Trichloroethene	<0.60	<0.15	0.47	0.31	<0.15	0.37	0.28	<0.40										
Trichlorofluoromethane	<0.40	<0.50	<0.70	<0.40	<0.40	<0.40	<0.20	<0.40										
Vinyl acetate		<8.0	<1.7	<1.1	<1.1	<1.1	<3.0	<4.0										
Vinyl chloride	<0.30	<0.12	<0.15	<0.15	<0.15	<0.15	<0.18	<0.19										
Xylene, m & p-	<0.60	<1.0	<0.9	<0.50	<0.50	<0.50	<0.50	<0.60		<0.90	<1.0	<1.1	<0.80	<0.80	<0.80	<0.80	<0.80	<0.80
Xylene, o-	<0.50	<0.40	<0.60	<0.50	<0.50	<0.50	<0.24	<0.29		<0.50	<0.50	<0.50	<0.40	<0.40	<0.40	<0.40	<0.40	<0.40
Xylenes, Total			<1.5	<1.0	<1.0	<1.0	<1.0	<0.89		<1.4	<1.5	<1.6	<1.2	<1.2	<1.2	<1.2	<1.2	<1.2

Prepared By: T. Dushek, 8/5/21

Checked by: A. Voit, 11/24/21

NOTES:

All Units are in ug/L

Bold values indicate detections

A = Analyte averaged calibration criteria within acceptable limits

B = Analyte detected in associated Method Blank

M = Matrix spike or matrix spike duplicate outside acceptance limits.

J = Estimated Value

Q = Lab Control Sample outside acceptance limits

* = Suspected methylene chloride laboratory contamination.

Volatile Organic Compounds - Historical Data
WAULECO, INC - Wausau Facility
Well - W19

Parameter	07/11/01	07/22/03	07/13/04	07/20/05	07/20/06	07/11/07	7/11/2007 Duplicate	07/24/08	07/07/09	07/14/10	07/19/11	07/06/12	07/01/13	07/08/14	07/08/15	07/07/16	07/17/17	07/11/18
1,1,1,2-Tetrachloroethane	<4.0	<0.9	<1.8	<0.50	<0.70	<0.60	<0.60	<0.60	<0.60	<0.24	<0.40							
1,1,1-Trichloroethane	<3.0	<0.5	<1.0	<0.60	<0.50	<0.60	<0.60	<0.60	<0.60	<0.21	<0.29							
1,1,2,2-Tetrachloroethane	<4.0	<0.8	<1.6	<0.15	<0.13	<0.14	<0.14	<0.14	<0.14	<0.19	<0.30							
1,1,2-Trichloroethane	<2.0	<0.9	<1.8	<0.40	<0.50	<0.50	<0.50	<0.50	<0.50	<0.26	<0.30							
1,1-Dichloroethane	<4.0	<0.5	<1.0	<0.50	<0.40	<0.40	<0.40	<0.40	<0.40	<0.20	<0.28							
1,1-Dichloroethene	<9.0	<0.4	<0.80	<0.50	<0.30	<0.40	<0.40	<0.40	<0.40	<0.24	<0.29							
1,1-Dichloropropene	<4.0	<0.5	<1.0	<0.50	<0.60	<0.50	<0.50	<0.50	<0.50	<0.24	<0.40							
1,2,3-Trichlorobenzene	<5.0	<0.5	<1.0	<0.60	<0.50	<0.50	<0.50	<0.50	<0.50	<0.30	<0.40							
1,2,3-Trichloropropane	<3.0	<0.8	<1.6	<0.60	<0.70	<0.30	<0.30	<0.30	<0.30	<0.21	<0.40							
1,2,4-Trichlorobenzene	<5.0	<0.5	<1.0	<0.70	<0.70	<0.40	<0.40	<0.40	<0.40	<0.30	<0.30							
1,2,4-Trimethylbenzene	310	10	26	1.9	2.9	13	13	6.3	7.8	5.7	11		10	20	12	52	3.1	31
1,2-Dibromo-3-chloropropane	<3.0	<0.4	<0.80	<1.1	<0.30	<0.40	<0.40	<0.40	<0.40	<0.40	<0.50							
1,2-Dibromoethane	<3.0	<0.3	<0.60	<0.60	<0.50	<0.13	<0.13	<0.13	<0.13	<0.16	<0.30							
1,2-Dichlorobenzene	<3.0	<0.7	<1.4	<0.50	<0.50	<0.40	<0.40	<0.40	<0.40	<0.23	<0.40							
1,2-Dichloroethane	<4.0	<0.9	<1.8	<0.50	<0.50	<0.30	<0.30	<0.30	<0.30	<0.30	<0.30							
cis-1,2-Dichloroethene	<4.0	<0.5	<1.0	<0.60	<0.40	<0.40	<0.40	<0.40	<0.40	<0.25	<0.30							
trans-1,2-Dichloroethene	<8.0	<0.4	<0.80	<0.60	<0.40	<0.50	<0.50	<0.50	<0.50	<0.25	<0.30							
1,2-Dichloropropane	<3.0	<0.4	<0.80	<0.50	<0.50	<0.21	<0.21	<0.21	<0.21	<0.22	<0.29							
1,3,5-Trimethylbenzene	140	9.9	17	1.5	3.8	6.6	7	2.7	3.8	3.4	5.1							
1,3-Dichlorobenzene	<4.0	<0.5	<1.0	<0.50	<0.40	<0.40	<0.40	<0.40	<0.40	<0.26	<0.30							
cis-1,3-Dichloropropene	<2.0	<0.6	<1.2	<0.12	<0.15	<0.14	<0.14	<0.14	<0.14	<0.19	<0.28							
1,3-Dichloropropane	<4.0	<1.2	<1.4	<0.60	<0.50	<0.19	<0.19	<0.19	<0.19	<0.23	<0.30							
trans-1,3-Dichloropropene	<5.0	<0.7	<2.4	<0.14	<0.14	<0.14	<0.14	<0.14	<0.14	<0.19	<0.30							
1,4-Dichlorobenzene	<4.0	<0.5	<1.0	<0.50	<0.60	<0.50	<0.50	<0.50	<0.50	<0.23	<0.30							
2,2-Dichloropropane	<2.0	<0.6	<1.2	<0.60	<0.60	<0.30	<0.30	<0.30	<0.30	<0.25	<0.28							
2-Butanone (MEK)				<7.0	7.8	11	9.9	<4.0	<4.0	<2.4	<3.0							
2-Chlorethyl vinyl ether																		
2-Chlorotoluene	<4.0	<0.6	<1.2	<0.50	<0.50	<0.30	<0.30	<0.30	<0.30	<0.22	<0.30							
2-Hexanone				<7.0	<8.0	<4.0	<4.0	<4.0	<4.0	<4.0	<4.0							
4-Chlorotoluene	<3.0	<0.6	<1.2	<0.40	<0.60	<0.30	<0.30	<0.30	<0.30	<0.21	<0.29							
4-Methyl-2-Pentanone (MIBK)				<7.0	<6.0	<3.0	<3.0	<3.0	<3.0	<3.0	<3.0							
Acetone				<9.0	<10.0	<7.0	<7.0	<7.0	<7.0	<5.0	<5.0							
Benzene	<1.0	<0.40	<0.80	<0.40	<0.40	<0.16	<0.16	<0.16	<0.16	<0.19	<0.30							
Bromobenzene	<5.0	<0.5	<1.0	<0.50	<0.60	<0.30	<0.30	<0.30	<0.30	<0.20Q	<0.30							
Bromochloromethane	<4.0	<0.5	<1.0	<0.50	<0.70	<0.21	<0.21	<0.21	<0.21	<0.22	<0.40							
Bromodichloromethane	<2.0	<0.4	<0.80	<0.13	<0.15	<0.19	<0.19	<0.19	<0.19	<0.20	<0.30							
Bromoform	<1.0	<0.6	<1.2	<0.50	<0.21	<0.50	<0.50	<0.50	<0.50	<0.22	<0.24							
Bromomethane	<4.0	<0.8	<1.6	<0.80	<0.90	<0.40	<0.40	<0.40	<0.40	<0.50	<0.30							
n-Butylbenzene	180	15	26	<0.60	2.9	2	2.3	1	1.3	0.37	1.3							
sec-Butylbenzene	29	6.7	4.6	1.4	3.5	2.9	3	3.8	1.7	2.4	2.5							
tert-Butylbenzene	<1.0	9.0	5.3	<0.50	1.3	1.1	1.1	1.1	0.62	0.39	1.1							
Carbon disulfide				<1.1	<1.0	<0.50	<0.50	<0.50	<0.50	<0.50	<0.60							
Carbon tetrachloride	<3.0	<0.6	<1.2	<0.50	<0.50	<0.40	<0.40	<0.40	<0.40	<0.23	<0.40							
Chlorobenzene	<3.0	<0.8	<1.6	<0.50	<0.40	<0.30	<0.30	<0.30	<0.30	<0.24	<0.30							
Chlorodibromomethane	<4.0	<0.4	<0.80	<0.60	<0.60	<0.23	<0.23	<0.23	<0.23	<0.19	<0.26							
Chloroethane	<5.0	1.8	<1.0	<0.70	<0.60	<0.40	<0.40	<0.40	<0.40	<0.40	<0.30							
Chloroform	<5.0	2.0	1.4 J	1.4	1.1	0.5	0.55	0.39	0.31	0.3	<0.23							
Chloromethane	<3.0	<0.4	<0.80	<0.24	<0.30	<0.30	<0.30	<0.30	0.92AB	<0.40	<0.40							
Dibromomethane	<4.0	<0.5	<1.0	<0.70	<0.80	<0.40	<0.40	<0.40	<0.40	<0.24	<0.30							

Volatile Organic Compounds - Historical Data
WAULECO, INC - Wausau Facility
Well - W19

Parameter	07/11/01	07/22/03	07/13/04	07/20/05	07/20/06	07/11/07	7/11/2007 Duplicate	07/24/08	07/07/09	07/14/10	07/19/11	07/06/12	07/01/13	07/08/14	07/08/15	07/07/16	07/17/17	07/11/18
Dichlorodifluoromethane	<5.0	<0.5	<1.0	<0.60	<0.29	<0.40	<0.40	<0.40	<0.40	<0.26	<0.30							
Diisopropyl ether	<1.0	<0.5	<1.0	<0.50	<0.40	<0.50	<0.50	<0.50	<0.50	<0.20	<0.30							
Ethylbenzene	<1.0	<0.5	<1.0	<0.50	<0.50	0.33	0.34	<0.28	<0.28	0.29	<0.29							
Hexachlorobutadiene	<6.0	<0.5	<1.0 M	<0.60	<0.90	<0.60	<0.60	<0.60	<0.60	<0.30	<0.40							
Isopropylbenzene	24	7.5	4.7	0.62	0.77	2	2	1.8	1.1	1.4	2.8							
p-Isopropyltoluene	29	8.2	7.5	0.55	2.5	2.4	2.8	1.2	1.2	<0.23	0.78							
Methyl tert-butyl ether	<11	<0.5	<1.0	<0.60	<0.40	<0.23	<0.23	<0.23	<0.23	<0.29	<0.30							
Methylene chloride	<19	<1.0	7.3 A,B,Q	<0.40	<1.0	<0.50	<0.50	<0.50	<0.50	<0.40	<0.40							
Naphthalene	27	2.4	2.2 J	<0.60	<0.70	1.4	1.4	0.85	1.4	<0.40	1.8	<0.32	2.3	2.2	1.8	3.5	0.98	2
n-Propylbenzene	56.0	7.2	5.6	1.1	1.2	3.2	3.3	2	1.8	2.8	3.9							
Styrene	<2.0	16	15	<0.50	<0.50	<0.30	<0.30	<0.30	<0.30	<0.20	<0.30							
Tetrachloroethene	<4.0	2.8	2.3 J	<0.40	0.29	<0.40	<0.40	<0.40	0.45	<0.30	0.38							
Tetrahydrofuran				<7.0	<7.0	<4.0	<4.0	<4.0	<4.0	<3.0	<4.0							
Toluene	<1.0	<0.5	<1.0	<0.40	<0.40	<0.20	<0.20	<0.20	<0.20	<0.22	<0.30							
Trichloroethene	<3.0	0.63	<1.2	0.8	0.43	0.33	0.31	0.33	0.25	0.68	<0.40							
Trichlorofluoromethane	<4.0	<0.4	<0.80	<0.50	<0.70	<0.40	<0.40	<0.40	<0.40	<0.20	<0.40							
Vinyl acetate				<8.0	<1.7	<1.1	<1.1	<1.1	<1.1	<3.0	<4.0							
Vinyl chloride	<4.0	<0.3	<0.60	<0.12	<0.15	<0.15	<0.15	<0.15	<0.15	<0.18	<0.19							
m & p-Xylene	5.6	2.6	1.8 J	<1.0	<0.9	0.61	0.62	<0.50	<0.50	<0.50	<0.60	<0.90	<1.0	<1.1	2.9	<0.80	0.87	
o-Xylene	23	5.0	<1.0	0.86	<0.60	2.4	2.6	1.7	1.6	10	7.4		4.2	6.9	4.8	12	1.8	8.3
Xylenes, Total				0.86	<1.5	3.01	3.22	1.7	1.6	10	7.4		4.2	6.9	4.8	14.9	1.8	9.17

Prepared By: T. Dushek, 12/5/18

Checked by: A.Voit, 12/16/18

NOTES:

All Units are in ug/L

Bold values indicate detections

A = Analyte averaged calibration criteria within acceptable limits

B = Analyte detected in associated Method Blank

M = Matrix spike or matrix spike duplicate outside acceptance limits.

J = Estimated Value

Q = Lab Control Sample outside acceptance limits

* = Suspected methylene chloride laboratory contamination.

Volatile Organic Compounds - Historical Data
WAULECO, INC - Wausau Facility
Well - W21

Parameter	12/18/92	06/29/93	12/28/93	06/22/94	07/06/95	07/08/96	07/11/97	06/23/98	06/07/99	07/17/00	01/30/01	07/10/01	08/05/02	07/22/03	07/13/04	07/19/05	07/18/06	07/09/07	07/22/08	07/07/09	07/14/10	07/18/11	07/09/12	07/01/13	07/08/14	07/07/15	07/05/16	07/10/17	07/10/18	07/09/19	07/06/20	07/07/21		
n-Propylbenzene		<1	<1	<1		<1	<0.3	<0.2	<0.2	<0.3	<0.10	<0.3	<0.50	<0.50	<0.50	<0.40	<0.40	<0.20	<0.20	<0.20	<0.20	<0.20	<0.30											
Styrene	<5		<1	<1		<1	<0.2	<0.2	<0.2	<0.2	<0.10	<0.2	<0.50	<0.50	<0.50	<0.50	<0.50	<0.30	<0.30	<0.30	<0.20	<0.30												
Tetrachloroethene	<5	<1	<1	<1	<1	<1	<0.3	<0.6	<0.6	<0.4	<0.10	<0.4	<0.50	<0.50	<0.50	<0.40	<0.29	<0.40	0.93	1.9	0.86	0.65												
Tetrahydrofuran																<7.0	<7.0	<4.0	<4.0	<4.0	<4.0	<3.0	<4.0											
Toluene	<5	<1	<1	<1	<1	<1	<0.2	<0.2	<0.2	<0.1	<0.20	<0.1	<0.50	<0.50	<0.50	<0.40	<0.40	<0.20	<0.20	<0.20	<0.22	<0.30												
Trichloroethene	<5	<1	<1	<1	<1	<1	<0.2	<0.3	<0.3	<0.3	<0.20	<0.3	<0.60	<0.60	<0.60	<0.15	<0.15	<0.15	<0.15	<0.15	<0.15	<0.21	<0.40											
Trichlorofluoromethane		<1	<1	<1	<1	<1	<0.5	<0.6	<0.6	<0.4	<0.20	<0.4	<0.40	<0.40	<0.40	<0.50	<0.70	<0.40	<0.40	<0.40	<0.20	<0.40												
Vinyl acetate	<10															<8.0	<1.7	<1.1	<1.1	<1.1	<1.1	<3.0	<4.0											
Vinyl chloride	<10	<1	<1	<1	<1	<1	<0.3	<0.5	<0.5	<0.4	<0.10	<0.4	<0.30	<0.30	<0.30	<0.12	<0.15	<0.15	<0.15	<0.15	<0.18	<0.19												
Xylene, m & p-		<2	<2	<2	<2	<2	<0.4	<0.3	<0.3	<0.2	<0.20	<0.2	<0.60	<0.60	<0.60	<1.0	<0.9	<0.50	<0.50	<0.50	<0.50	<0.60	<0.90	<1.0	<1.1	<0.80	<0.80	<0.80	<0.80	<0.80	<0.80	<0.80	<0.80	<0.80
Xylene, o-		<1	<1	<1	<1	<1	<0.2	<0.5	<0.5	<0.1	<0.10	<0.1	<0.50	<0.50	<0.50	<0.40	<0.60	<0.50	<0.50	<0.50	<0.24	<0.29	<0.50	<0.50	<0.50	<0.50	<0.40	<0.40	<0.40	<0.40	<0.40	<0.40	<0.40	<0.40
Xylenes, Total	<5															<1.5	<1.0	<1.0	<1.0	<1.0	<1.0	<0.89	<1.4	<1.5	<1.6	<1.2	<1.2	<1.2	<1.2	<1.2	<1.2	<1.2	<1.2	

Prepared By: T. Dushek, 8/5/21

Checked by: A. Voit, 11/24/21

NOTES:

All Units are in ug/L

Bold values indicate detections

A = Analyte averaged calibration criteria within acceptable limits

B = Analyte detected in associated Method Blank

M = Matrix spike or matrix spike duplicate outside acceptance limits.

J = Estimated Value

Q = Lab Control Sample outside acceptance limits

* = Suspected methylene chloride laboratory contamination.

Volatile Organic Compounds - Historical Data
WAULECO, INC - Wausau Facility
Well - W22

Parameter	06/14/92	09/17/92	12/18/92	03/24/93	06/30/93	12/28/93	06/22/94	07/06/95	07/10/96	07/11/97	06/24/98	08/07/02	07/21/05	07/20/06	07/11/07	07/24/08	07/07/09	07/15/10	7/15/2010 Duplicate	07/19/11	07/10/12	07/08/13	07/08/14	07/09/15	07/11/16	07/18/17	07/18/18	07/18/19	07/13/20	07/13/21	
1,1,1,2-Tetrachloroethane				<10																											
1,1,1-Trichloroethane	<5	<50	<50	<10	<10	<10	<10	<20	<5	<0.1	<0.3	<23	<10.0	<3.5 *	<3.0	<3.0	<6	<0.24	<0.24	<0.40											
1,1,2,2-Tetrachloroethane	<5	<50	<50	<10	<10	<10	<10	<20	<5	<0.2	<0.2	<20	<3.0	<0.65 *	<0.70	<0.70	<1.4	<0.19	<0.19	<0.30											
1,1,2-Trichloroethane	<5	<50	<50	<10	<10	<10	<10	<20	<5	<0.1	<0.2	<23	<8.0	<2.5 *	<2.5	<2.5	<5	<0.26	<0.26	<0.30											
1,1-Dichloroethane	<5	<50	<50	<10	<10	<10	<10	<20	<5	<0.2	<0.2	<13	<10.0	<2.0 *	<2.0	<2.0	<4	<0.20	<0.20	<0.28											
1,1-Dichloroethene	<5	<50	<50	<10	<10	<10	<10	<20	<5	<0.4	<0.2	<10	<10.0	<1.5 *	<2.0	<2.0	<4	<0.24	<0.24	<0.29											
1,1-Dichloropropene				<10																											
1,2,3-Trichlorobenzene				<10	<10	<10	<10																								
1,2,3-Trichloropropane				<10																											
1,2,4-Trichlorobenzene				<10																											
1,2,4-Trimethylbenzene				1500	3.8	1500	1000		121	360	830	640	470	180 *	340	480	360	46	78	62		300	250	310	300	270	540	<0.4	150	230	
1,2-Dibromo-3-chloropropane				<30	<3	<3	<3		<15	<0.3	<0.3	<10	<22.	<1.5 *	<2.0	<2.0	<4	<0.40	<0.40	<0.50											
1,2-Dibromoethane				<20	<2	<2	<2		<10	<0.2	<0.4	<7.5	<12.0	<2.5 *	<0.65	<0.65	<1.3	<0.16	<0.16	<0.30											
1,2-Dichlorobenzene				<10	<10	<10	<10	<20	<5	<0.3	<0.3	<18	<10.0	<2.5 *	<2.0	<2.0	<4	<0.23	<0.23	<0.40											
1,2-Dichloroethane	<5	<50	<50	<10	<10	<10	<10	<20	<5	<0.2	<0.2	<23	<10.0	<2.5 *	<1.5	<1.5	<3	<0.30	<0.30	<0.30											
cis-1,2-Dichloroethene				<10	<10	1.4	<10	<20	<5	<0.2	0.2	<13	<12.0	<2.0 *	<2.0	<2.0	<4	<0.25	<0.25	<0.30											
trans-1,2-Dichloroethene	<5	<50	<50	<10	<10	<10	<10	<20	<5	<0.2	0.2	<10	<12.0	<2.0 *	<2.5	<2.5	<5	<0.25	<0.25	<0.30											
1,2-Dichloropropane	<5	<50	<50	<10	<10	<10	<10	<20	<5	<0.1	<0.2	<10	<10.0	<2.5 *	<1.1	<1.1	<2.1	<0.22	<0.22	<0.29											
1,3,5-Trimethylbenzene				310	2.9	360	220		23	24	110	330	380	6.3 *	31	72	31	47	34	20											
1,3-Dichlorobenzene				<10	<10	<10	<10	<20	<5	<0.7	<0.4	<13	<10.0	<2.0 *	<2.0	<0.95	<4	<0.26	<0.26	<0.30											
cis-1,3-Dichloropropene	<5	<50	<50	<10	<10	<10	<10	<20	<5	<0.3	<0.3	<15	<2.4	<0.75 *	<0.70	<0.70	<1.4	<0.19	<0.19	<0.28											
1,3-Dichloropropane				<10	<10	<10	<10																								
trans-1,3-Dichloropropene	<5	<50	<50	<10	<10	<10	<10	<20	<5	<0.2	<0.2	<18	<2.8	<0.70 *	<0.70	<0.70	<1.4	<0.19	<0.19	<0.30											
1,4-Dichlorobenzene				<10	<10	<10	<10	<20	<5	<0.3	<0.3	<13	<10.0	<3.0 *	<2.5	<2.5	<5	<0.23	<0.23	<0.30											
2,2-Dichloropropane				<10	<10	<10	<10																								
2-Butanone (MEK)	<10	<100	<100										<140.	<25 *	<20	<20	<40	<2.4	<2.4	<3.0											
2-Chloroethyl vinyl ether								<200																							
2-Chlorotoluene				<10	<10	<10	<10		<5	<0.4	<0.3	<15	<10.0	<2.5 *	<1.5	<1.5	<3	<0.22	<0.22	<0.30											
2-Hexanone	<10	<100	<100										<140.	<40 *	<20	<20	<40	<4.0	<4.0	<4.0											
4-Chlorotoluene				<10	<10	<10	<10		<5	<0.3	<0.3	<15	<8.0	<3.0 *	<1.5	<1.5	<3	<0.21	<0.21	<0.29											
4-Methyl-2-Pentanone (MIBK)	<10	<100	<100										<140.	<30 *	<15	<15	<30	<3.0	<3.0	<3.0											
Acetone	11.1	2120	<100										<180.	<50 *	<35	<35	<70	<5.0	<5.0	<5.0											
Benzene	26.1	<50	<50	42	<10	34	21	<20	7	10	32	15	<8.0	3.4 *	1.1	1.8	2.9	<0.19	<0.19	<0.30											
Bromobenzene				<10	<10	<10	<10		<5	<0.3	<0.2	<13	<10.0	<3.0 *	<1.5	<1.5	<3	<0.20Q	<0.20Q	<0.30											
Bromochloromethane				<10	<10	<10	<10		<5	<0.4	<0.2	<13	<10.0	<3.5 *	<1.1	<1.1	<2.1	<0.22	<0.22	<0.40											
Bromodichloromethane	<5	<50	<50	<10	<10	<10	<10	<20	<5	<0.2	<0.2	<10	<2.6	<0.75 *	<0.95	<0.95	<1.9	0.47	0.36	0.46											
Bromoform	<5	<50	<50	<10	<10	<10	<10	<20	<5	<0.3	<0.2	<15	<10.0	<1.1 *	<2.5	<2.5	<5	<0.22	<0.22	<0.24											
Bromomethane	<10	<100	<100	<20	<20	<20	<20	<40	<10	<0.3	<0.9	<20	<16.0	<4.5 *	<2.0	<2.0	<4	<0.50	<0.50	<0.30											
n-Butylbenzene				210	2.1	73	100		48	32	150	920	240	12 *	20	18	23	38	33	15											
sec-Butylbenzene				43	<10	29	58		19	12	55	130	140	16 *	21	20	27	22	18	19											
tert-Butylbenzene				<10	<10	<10	350		<5	<0.3	<0.3	<13	23	5.6 *	6.4	7.3	9	3.4	2.4	4.1											
Carbon disulfide	<5	<50	<50										<22.	<5.0 *	<2.5	<2.5	<5	<0.50	<0.50	<0.60											
Carbon tetrachloride	<5	<50	<50	<10	<10	<10	<10	<20	<5	<0.2	<0.4	<15	<10.0	<2.5 *	<2.0	<2.0	<4	<0.23	<0.23	<0.40											
Chlorobenzene	<5	<50	<50	<10	<10	<10	<10	<20	<5	<0.3	<0.3	<20	<10.0	<2.0 *	<1.5	<1.5	<3	<0.24	<0.24	<0.30											
Chlorodibromomethane	<5	<50	<50	<10	<10	<10	<10	<20	<5	<0.3	<0.3	<10	<12.0	<3.0 *	<1.2	<1.2	<2.3	<0.19	<0.19	<0.26											
Chloroethane	<10	<100	<100	<20	<20	<20	<20	<40	<10	<0.4	<0.8	<13	<14.0	<3.0 *	<2.0	<2.0	<4	<0.40	<0.40	<0.30											
Chloroform	6.55	<50	<50	<10	<10	2.6	<10	<20	<5	<0.2	<0.2	<15	<10.0	<2.5 *	<1.1	2.2	2.2	5.9	5.9	14											
Chloromethane	<10	<100	<100	<20	<20	<20	<20	<40	<10	<0.7	<0.9	<10	<4.8	<1.5 *	<1.5	<1.5	<3	<0.40	<0.40	<0.40											
Dibromomethane				<10	<10	<10	<10		<5	<0.1	<0.2	<13	<14.0	<4.0 *	<2.0	<2.0	<4	<0.24	<0.24	<0.30											
Dichlorodifluoromethane				<20	<20	<20	<20		<10	<0.3	<0.3	<13	<12.0	<1.5 *	<2.0	<2.0	<4	<0.26	<0.26	<0.30											
Diisopropyl Ether													<10.0	<2.0 *	<2.5	<2.5	<5	<0.20	<0.20	<0.30											
Ethylbenzene	91.6	<50	86.7	110	<10	77	60	28	10	16	50	22	<10.0	5.9 *	7.4	14	12	0.75	0.54	1.7											
Hexachlorobutadiene				<10	<10	<10	<10		<5	<0.5	<0.6	<13	<12.0	<4.5 *	<3.0	<3.0	<6	<0.30	<0.30	<0.40											

Volatile Organic Compounds - Historical Data
WAULECO, INC - Wausau Facility
Well - W22

Parameter	06/14/92	09/17/92	12/18/92	03/24/93	06/30/93	12/28/93	06/22/94	07/06/95	07/10/96	07/11/97	06/24/98	08/07/02	07/21/05	07/20/06	07/11/07	07/24/08	07/07/09	07/15/10	7/15/2010 Duplicate	07/19/11	07/10/12	07/08/13	07/08/14	07/09/15	07/11/16	07/18/17	07/18/18	07/18/19	07/13/20	07/13/21		
Isopropylbenzene				100	3.3	63	50		15	14	62	130	42	23 *	25	40	31	3.3	1.9	9.9												
p-Isopropyltoluene				<10	<1	28	58		13	<0.4	45	180	170 A	5 *	12	9.2	8.1	29	24	11												
Methyl tert-butyl ether					<1							<13	<12.0	<2.0 *	<1.2	<1.2	<2.3	<0.29	<0.29	<0.30												
Methylene chloride	<5	946	142	<30	<3	<3	<3	<60	<15	<0.3	<0.5	<25	<8.0	15 Q*	<2.5	<2.5	<5	<0.40	<0.40	1.2 B												
Naphthalene	122	<10	108	260	<1	140	110	130	70	70	110	95	51	82 *	26	47	64	1.7	1.4	2.8	22	97	36	36	45	47	69	<0.9	<0.9	8.8 Y		
n-Propylbenzene				120	1.6	120	120		25	28	92	120	98	11 *	17	30	28	14	10	8.8												
Styrene	<5	<50	<50	<10	<1	<25	<5	<0.2	<0.2	440	<10.0	<2.5 *	<1.5	<1.5	<3	<0.20	<0.20	<0.30														
Tetrachloroethene	<5	<50	<50	<10	<1	3.9	4	<20	<5	<0.3	<0.6	69	<8.0	<1.5 *	<2.0	<2.0	<4	<0.30	<0.30	<0.30												
Tetrahydrofuran												<140	<35 *	<20	<20	<40	<3.0	<3.0	<4.0													
Toluene	100	<50	114	140	<1	90	55	<20	6	<0.2	25	20	<8.0	2.8 *	1.8	8	4.9	<0.22	<0.22	<0.30												
Trichloroethene	72	<50	92	85	<1	71	28	<20	15	24	32	<15	13	14 *	5.7	7	10	<0.21	<0.21	<0.40												
Trichlorofluoromethane				<10	<1	<1	<1	<20	<5	<0.5	<0.6	<10	<10.0	<3.5 *	<2.0	<2.0	<4	<0.20	<0.20	<0.40												
Vinyl acetate	<10	<100	<100									<160.	<8.5 *	<5.5	<5.5	<11	<3.0	<3.0	<4.0													
Vinyl chloride	<10	<100	<100	<10	<1	<1	<1	<20	<5	<0.3	<0.5	<7.5	<2.4	<0.75 *	<0.75	<0.75	<1.5	<0.18	<0.18	<0.19												
Xylene, m & p-				700	<2	440	350	110	22	20	80	82	23	9.5 *	15	41	27	4.3	3.1	3		38	11	13	26	12	30	<0.8	8.2	11		
Xylene, o-				640	2.3	590	400	260	61	190	250	<13	89	110 *	80	150	120	4.7	3.5	3.2		170	65	97	89	58	130	<0.4	23	71		
Xylenes, Total	472	<50	871										112	119.5 *	95	191	147	9	6.6	6.2		208	76	110	115	70	160	<1.2	31.2	82		

Prepared By: T. Dushek, 8/5/21

Checked by: A. Voit, 11/24/21

NOTES:

All Units are in ug/L

Bold values indicate detections

A = Analyte averaged calibration criteria within acceptable limits

B = Analyte detected in associated Method Blank

M = Matrix spike or matrix spike duplicate outside acceptance limits.

J = Estimated Value

Q = Lab Control Sample outside acceptance limits

* = Suspected methylene chloride laboratory contamination.

Volatile Organic Compounds - Historical Data
 WAULECO, INC - Wausau Facility
 Well - W25

Parameter	02/19/92	09/17/92	12/17/92	03/23/93	06/28/93	12/28/93	06/21/94	07/05/95	07/11/97	06/23/98	06/09/99	07/18/00	01/30/01	07/10/01	08/06/02	07/22/03	07/13/04	07/20/05	7/20/2005 duplicate
1,1,1,2-Tetrachloroethane				<1		<1	<1		<0.1	<0.3	<1.5	<0.4	<0.20	<0.4	<0.90	<0.90	<0.90	<0.50	<0.50
1,1,1-Trichloroethane	<5	<50	<5	<1	<1	<1	<1	<1	<0.3	<0.3	<1.5	<0.3	<0.20	<0.3	<0.50	<0.50	<0.50	<0.60	<0.60
1,1,2,2-Tetrachloroethane	<5	<50	<5	<1	<1	<1	<1	55	<0.2	<0.2	<1	<0.4	<0.20	<0.4	<0.80	<0.80	<0.80	<0.15	<0.15
1,1,2-Trichloroethane	<5	<50	<5	<1	<1	<1	<1	<1	<1	<0.2	<1	<0.2	<0.10	<0.2	<0.90	<0.90	<0.90	<0.40	<0.40
1,1-Dichloroethane	<5	<50	<5	<1	<1	<1	<1	<1	<0.2	<0.2	<1	<0.4	<0.10	<0.4	<0.50	<0.50	<0.50	<0.50	<0.50
1,1-Dichloroethene	<5	<50	<5	<1	<1	<1	<1	<1	<0.4	<0.2	<1	<0.9	<0.20	<0.9	<0.40	<0.40	<0.40	<0.50	<0.50
1,1-Dichloropropene				<1	<1	<1	<1		<0.2	<0.3	<1.5	<0.4	<0.20	<0.4	<0.50	<0.50	<0.50	<0.50	<0.50
1,2,3-Trichlorobenzene				<1	<1	<1	<1		<0.5	<0.4	<2	<0.5	<0.30	<0.5	<0.50	<0.50	<0.50	<0.60	<0.60
1,2,3-Trichloropropane				<1	<1	<1	<1		<0.3	<0.2	<1	<0.3	<0.10	<0.3	<0.80	<0.80	<0.80	<0.60	<0.60
1,2,4-Trichlorobenzene				<1	<1	<1	<1		<0.5	<0.3	<1.5	<0.5	<0.30	<0.5	<0.50	<0.50	<0.50	<0.70	<0.70
1,2,4-Trimethylbenzene				8.8	5.2	5.2	47		7	58	28	37	1.8	32	<0.50	<0.50	0.73 J	40	22
1,2-Dibromo-3-chloropropane				<3	<3	<3	<3		<0.3	<0.3	<1.5	<0.3	<0.40	<0.3	<0.40	<0.40	<0.40	<1.1	<1.1
1,2-Dibromoethane				<2	<2	<2	<2		<0.2	<0.4	<2	<0.3	<0.10	<0.3	<0.30	<0.30	<0.30	<0.60	<0.60
1,2-Dichlorobenzene				<1	<1	<1	<1	<1	<0.3	<0.3	<1.5	<0.3	<0.20	<0.3	<0.70	<0.70	<0.70	<0.50	<0.50
1,2-Dichloroethane	<5	<50	<5	<1	<1	<1	<1	<1	<0.2	<0.2	<1	<0.4	<0.20	<0.4	<0.90	<0.90	<0.90	<0.50	<0.50
cis-1,2-Dichloroethene				44	<1	17	3	<1	8	18	14	7.7	8.6	2.2	2.3	2.8	<0.50	1.8	1.4
trans-1,2-Dichloroethene	<5	<50	<5	<1	<1	<1	<1	<1	<0.2	<0.3	<1.5	<0.8	<0.10	<0.8	<0.40	<0.40	<0.40	<0.60	<0.60
1,2-Dichloropropane	<5	<50	<5	<1	<1	<1	<1	<1	<0.1	<0.2	<1	<0.3	<0.20	<0.3	<0.40	<0.40	<0.40	<0.50	<0.50
1,3,5-Trimethylbenzene				2.6	3.7	<1	12		2.8	20	12	15	0.60	13	1.4	1.5	<0.50	14	6.9
1,3-Dichlorobenzene				<1	<1	<1	<1	<1	<0.7	<0.4	<2	<0.4	<0.10	<0.4	<0.50	<0.50	<0.50	<0.50	<0.50
cis-1,3-Dichloropropene	<5	<50	<5	<1	<1	<1	<1	<1	<0.3	<0.3	<1.5	<0.2	<0.10	<0.2	<0.60	<0.60	<0.60	<0.12	<0.12
1,3-Dichloropropane				<1	<1	<1	<1	<1	<0.3	<0.6	<3	<0.4	<0.10	<0.4	<1.2	<1.2	<1.2	<0.60	<0.60
trans-1,3-Dichloropropene	<5	<50	<5	<1	<1	<1	<1	<1	<0.2	<0.2	<1	<0.5	<0.10	<0.5	<0.70	<0.70	<0.70	<0.14	<0.14
1,4-Dichlorobenzene				<1	<1	<1	<1	<1	<0.3	<0.3	<1.5	<0.4	<0.10	<0.4	<0.50	<0.50	<0.50	<0.50	<0.50
2,2-Dichloropropane				<1	<1	<1	<1		<0.2	<0.5	<2.5	<0.2	<0.20	<0.2	<0.60	<0.60	<0.60	<0.60	<0.60
2-Butanone (MEK)	<10	<100	<10															<7.0	<7.0
2-Chloroethyl vinyl ether								<10											
2-Chlorotoluene				<1	<1	<1	<1		<0.4	<0.3	<1.5	<0.4	<0.10	<0.4	<0.60	<0.60	<0.60	<0.50	<0.50
2-Hexanone	<10	<100	<10															<7.0	<7.0
4-Chlorotoluene				<1	<1	<1	<1		<0.3	<0.3	<1.5	<0.3	<0.20	<0.3	<0.60	<0.60	<0.60	<0.40	<0.40
4-Methyl-2-Pentanone (MIBK)	<10	<100	<10															<7.0	<7.0
Acetone	<10	108	13.1															<9.0	<9.0
Benzene	<5	<50	<5	<1	<1	<1	<1	<1	<0.2	2	<1.5	<0.1	<0.10	<0.1	<0.40	<0.40	<0.40	<0.40	<0.40
Bromobenzene				<1	<1	<1	<1		<0.3	<0.2	<1	<0.5	<0.10	<0.5	<0.50	<0.50	<0.50	<0.50	<0.50
Bromochloromethane				<1	<1	<1	<1		<0.4	<0.2	<1	<0.4	<0.10	<0.4	<0.50	<0.50	<0.50	<0.50	<0.50
Bromodichloromethane	<5	<50	<5	5.4	<1	<1	<1	<1	<0.2	<0.2	<1	<0.2	<0.10	<0.2	<0.40	<0.40	<0.40	<0.13	<0.13
Bromoform	<5	<50	<5	<1	<1	<1	<1	<1	<0.3	<0.2	<1	<0.1	<0.20	<0.1	<0.60	<0.60	<0.60	<0.50	<0.50
Bromomethane	<10	<100	<10	<2	<2	<2	<2	<2	<0.3	<0.9	<4.5	<0.4	<0.40	<0.4	<0.80	<0.80	<0.80	<0.80	<0.80

Volatile Organic Compounds - Historical Data
WAULECO, INC - Wausau Facility
Well - W25

Parameter	02/19/92	09/17/92	12/17/92	03/23/93	06/28/93	12/28/93	06/21/94	07/05/95	07/11/97	06/23/98	06/09/99	07/18/00	01/30/01	07/10/01	08/06/02	07/22/03	07/13/04	07/20/05	7/20/2005 duplicate	
n-Butylbenzene				6.8	3.8	2	6		<0.6	6.2	7.5	6.9	0.11	4.5	0.98	0.66	<0.50	2.8 A	14	
sec-Butylbenzene				1.9	2.6	<1	9.3		<0.3	6.8	5.5	4.5	0.39	2.5	0.8	<0.5	<0.50	2.8	8	
tert-Butylbenzene				<1	<1	<1	<1		<0.3	26	<1.5	<0.1	0.12	<0.1	2.8	<0.5	<0.50	0.83	5.6	
Carbon disulfide	<5	<50	<5																<1.1	<1.1
Carbon tetrachloride	<5	<50	<5	<1	<1	<1	<1	<1	<0.2	<0.4	<2	<0.3	<0.10	<0.3	<0.60	<0.60	<0.60	<0.60	<0.50	<0.50
Chlorobenzene	<5	<50	<5	<1	<1	<1	<1	<1	<0.3	<0.3	<1.5	<0.3	<0.10	<0.3	<0.80	<0.80	<0.80	<0.80	<0.50	<0.50
Chlorodibromomethane	<5	<50	<5	<1	<1	<1	<1	<1	<0.3	<0.3	<1.5	<0.4	<0.20	<0.4	<0.40	<0.40	<0.40	<0.40	<0.60	<0.60
Chloroethane	<10	<100	<10	<2	<2	<2	<2	<2	<0.4	<0.8	<4	<0.5	<0.40	<0.5	<0.50	<0.50	<0.50	<0.50	<0.70	<0.70
Chloroform	<5	<50	<5	2.3	<1	<1	<1	<1	<0.2	<0.2	<1	<0.5	1.1	<0.5	<0.60	<0.60	<0.60	<0.60	0.62	0.58
Chloromethane	<10	<100	<10	<2	<2	<2	<2	<2	<0.7	<0.9	<4.5	<0.3	<0.20	<0.3	<0.40	<0.40	<0.40	<0.40	<0.24	<0.24
Dibromomethane	<1			<1	<1	<1	<1	<1	<0.1	<0.2	<1	<0.4	<0.20	<0.4	<0.50	<0.50	<0.50	<0.50	<0.70	<0.70
Dichlorodifluoromethane				<2	<2	<2	<2		<0.3	<1.2	<6	<0.5	<0.10	<0.5	<0.50	<0.50	<0.50	<0.50	<0.60	<0.60
Diisopropyl Ether					<1						<1.5	<0.1	<0.10	<0.1	<0.50	<0.50	<0.50	<0.50	<0.50	<0.50
Ethylbenzene	<5	<50	<5	<1	<1	<1	3.4	2	<0.2	2.8	<1	<0.5	0.21	1.2	0.57	<0.50	<0.50	<0.50	1.6	0.91
Hexachlorobutadiene				<1	<1	<1	<1		<0.5	<0.6	<3	<0.6	<0.20	<0.6	<0.50	<0.50	<0.50	<0.50	<0.60	<0.60
Isopropylbenzene				4.2	6.3	<1	16		<0.2	5.6	8.5	3.2	0.34	2.8	0.85	0.52	<0.50	<0.50	4.2	2.3
p-Isopropyltoluene				<1	<1	<1	<1		<0.4	2.6	<1	2	<0.10	0.98	<0.50	<0.50	<0.50	<0.50	0.59	<0.40
Methyl tert-butyl ether					<1						<1	<1.1	<0.30	<1.1	<0.50	<0.50	<0.50	<0.50	<0.60	<0.60
Methylene chloride	<5	128	<10	<3	<3	<3	<3	<3	<0.3	<0.5	<2.5	<1.9	<0.40	<1.9	<1.0	<1.0	3.0 J,A,B,Q	<0.40	<0.40	
Naphthalene	28	<10	<10	3.2	<1	<1	19	30.5	<0.8	11	11	6.1	1.5	7.1	<0.50	<0.50	<0.50	<0.50	4.7	3.6
n-Propylbenzene				<1	2.1	<1	11		<0.3	8.2	4.5	5.9	0.44	5.5	0.93	0.75	<0.50	<0.50	7.8	4.2
Styrene	<5	<50	<5	<1	<1	<1	<1	<1	<0.2	<0.2	<1	<0.2	<0.10	<0.2	<0.50	<0.5	<0.50	<0.50	<0.50	<0.50
Tetrachloroethene	<5	<50	<5	<1	<1	<1	<1	<1	<0.3	3	<3	<0.4	0.58	0.62 J	1.5	0.98	1.0 J	0.78	0.73	
Tetrahydrofuran																			<7.0	0.60
Toluene	<5	<50	<5	<1	<1	<1	1.1	1.25	<0.2	1.8	<1	<0.1	<0.20	<0.1	<0.50	<0.50	<0.50	<0.50	<0.40	<0.40
Trichloroethene	221	<50	41.3	380	11	130	95	49.5	48	130	95	49	39	43	31	34	14	37	<0.15	
Trichlorofluoromethane				<1	<1	<1	<1	<1	<0.5	<0.6	<3	<0.4	<0.20	<0.4	<0.40	<0.40	<0.40	<0.40	<0.50	<0.50
Vinyl acetate	<10	<100	<10																<8.0	<8.0
Vinyl chloride	<10	<100	<10	<1	<1	<1	<1	<1	<0.3	<0.5	<2.5	<0.4	<0.10	<0.4	<0.30	<0.30	<0.30	<0.30	<0.12	<0.12
Xylene, m & p-				<2	<2	<2	16	8.1	<0.4	6	<1.5	2.1	0.22	2.2	0.99	<0.60	<0.60	<0.60	1.7	<1.0
Xylene, o-				3.1	2.4	1.6	100	29.5	1.6	28	13	15	1.3	11	2.6	5.2	<0.50	12	5.8	
Xylenes, Total	62	<50	<5																	5.8

Volatile Organic Compounds - Historical Data
 WAULECO, INC - Wausau Facility
 Well - W25

Parameter	07/18/06	7/18/2006 duplicate	07/11/07	07/23/08	07/06/09	07/13/10	7/13/2010 Duplicate	07/19/11	7/19/2011 Duplicate	7/6/2012	7/5/2013	7/9/2014	7/8/2015	7/6/2016	7/11/2017	7/11/2018	7/8/2019	7/7/2020	7/7/2021
1,1,1,2-Tetrachloroethane	<0.70	<0.70	<1.2	<0.60	<0.60	<0.24	<0.24	<0.40	<0.40										
1,1,1-Trichloroethane	<0.50	<0.50	<1.2	<0.60	<0.60	<0.21	<0.21	<0.29	<0.29										
1,1,2,2-Tetrachloroethane	<0.13	<0.13	<0.28	<0.14	<0.14	<0.19	<0.19	<0.30	<0.30										
1,1,2-Trichloroethane	<0.50	<0.50	<1.0	<0.50	<0.50	<0.26	<0.26	<0.30	<0.30										
1,1-Dichloroethane	<0.40	<0.40	<0.80	<0.40	<0.40	<0.20	<0.20	<0.28	<0.28										
1,1-Dichloroethene	<0.30	<0.30	<0.80	<0.40	<0.40	<0.24	<0.24	<0.29	<0.29										
1,1-Dichloropropene	<0.60	<0.60	<1.0	<0.50	<0.50	<0.24	<0.24	<0.40	<0.40										
1,2,3-Trichlorobenzene	<0.50	<0.50	<1.0	<0.50	<0.50	<0.30	<0.30	<0.40	<0.40										
1,2,3-Trichloropropane	<0.70	<0.70	<0.60	<0.30	<0.30	<0.21	<0.21	<0.40	<0.40										
1,2,4-Trichlorobenzene	<0.70	<0.70	<0.80	<0.40	<0.40	<0.30	<0.30	<0.30	<0.30										
1,2,4-Trimethylbenzene	110	110	49	1	11	42	71	42	40		<0.40	<0.60	<0.50	2.8	<0.40	<0.40	<0.40	<0.40	1.3
1,2-Dibromo-3-chloropropane	<0.30	<0.30	<0.80	<0.40	<0.40	<0.40	<0.40	<0.50	<0.50										
1,2-Dibromoethane	<0.50	<0.50	<0.26	<0.13	<0.13	<0.16	<0.16	<0.30	<0.30										
1,2-Dichlorobenzene	<0.50	<0.50	<0.80	<0.40	<0.40	<0.23	<0.23	<0.40	<0.40										
1,2-Dichloroethane	<0.50	<0.50	<0.60	<0.30	<0.30	<0.30	<0.30	<0.30	<0.30										
cis-1,2-Dichloroethene	1.4	1.2	1.2	<0.40	2.7	1.7	2.3	<0.30	<0.30										
trans-1,2-Dichloroethene	<0.40	<0.40	<1.0	<0.50	<0.50	<0.25	<0.25	<0.30	<0.30										
1,2-Dichloropropane	<0.50	<0.50	<0.42	<0.21	<0.21	<0.22	<0.22	<0.29	<0.29										
1,3,5-Trimethylbenzene	28	31	8.8	<0.19	3	2.3	5.7	24	22										
1,3-Dichlorobenzene	<0.40	<0.40	<0.80	<0.40	<0.40	<0.26	<0.26	<0.30	<0.30										
cis-1,3-Dichloropropene	<0.15	<0.15	<0.28	<0.14	<0.14	<0.19	<0.19	<0.28	<0.28										
1,3-Dichloropropane	<0.50	<0.50	<0.38	<0.19	<0.19	<0.23	<0.23	<0.30	<0.30										
trans-1,3-Dichloropropene	<0.14	<0.14	<0.28	<0.14	<0.14	<0.19	<0.19	<0.30	<0.30										
1,4-Dichlorobenzene	<0.60	<0.60	<1.0	<0.50	<0.50	<0.23	<0.23	<0.30	<0.30										
2,2-Dichloropropane	<0.60	<0.60	<0.60	<0.30	<0.30	<0.25	<0.25	<0.28	<0.28										
2-Butanone (MEK)	<5.0	<5.0	<8.0	<4.0	<4.0	<2.4	<2.4	<3.0	<3.0										
2-Chloroethyl vinyl ether																			
2-Chlorotoluene	<0.50	<0.50	<0.60	<0.30	<0.30	<0.22	<0.22	<0.30	<0.30										
2-Hexanone	<8.0	<8.0	<8.0	<4.0	<4.0	<4.0	<4.0	<4.0	<4.0										
4-Chlorotoluene	<0.60	<0.60	<0.60	<0.30	<0.30	<0.21	<0.21	<0.29	<0.29										
4-Methyl-2-Pentanone (MIBK)	<6.0	<6.0	<6.0	<3.0	<3.0	<3.0	<3.0	<3.0	<3.0										
Acetone	<10.0	<10.0	<14	<7.0	<7.0	<5.0	<5.0	<5.0	<5.0										
Benzene	<0.40	<0.40	<0.32	<0.16	<0.16	<0.19	<0.19	<0.30	<0.30										
Bromobenzene	<0.60	<0.60	<0.60	<0.30	<0.30	<0.20	<0.20	<0.30	<0.30										
Bromochloromethane	<0.70	<0.70	<0.42	<0.21	<0.21	<0.22	<0.22	<0.40	<0.40										
Bromodichloromethane	<0.15	<0.15	<0.38	<0.19	<0.19	<0.20	<0.20	<0.30	<0.30										
Bromoform	<0.21	<0.21	<1.0	<0.50	<0.50	<0.22	<0.22	<0.24	<0.24										
Bromomethane	<0.90	<0.90	<0.80	<0.40	<0.40	<0.50	<0.50	<0.30	<0.30										

Volatile Organic Compounds - Historical Data
WAULECO, INC - Wausau Facility
Well - W25

Parameter	07/18/06	7/18/2006 duplicate	07/11/07	07/23/08	07/06/09	07/13/10	7/13/2010 Duplicate	07/19/11	7/19/2011 Duplicate	7/6/2012	7/5/2013	7/9/2014	7/8/2015	7/6/2016	7/11/2017	7/11/2018	7/8/2019	7/7/2020	7/7/2021
n-Butylbenzene	1.2	1.2	1.2	<0.24	0.27	<0.23	0.57	2.7	2.5										
sec-Butylbenzene	4.8	4.8	2.5	0.89	2.9	4.3	5.5	3.2	3										
tert-Butylbenzene	2	2.1	0.81	<0.23	0.97	0.95	1.5	1.1	1										
Carbon disulfide	<1.0	<1.0	<1.0	<0.50	<0.50	<0.50	<0.50	<0.60	<0.60										
Carbon tetrachloride	<0.50	<0.50	<0.80	<0.40	<0.40	<0.23	<0.23	<0.40	<0.40										
Chlorobenzene	<0.40	<0.40	<0.60	<0.30	<0.30	<0.24	<0.24	<0.30	<0.30										
Chlorodibromomethane	<0.60	<0.60	<0.46	<0.23	<0.23	<0.19	<0.19	<0.26	<0.26										
Chloroethane	<0.60	<0.60	<0.80	<0.40	<0.40	<0.40	<0.40	<0.30	<0.30										
Chloroform	<0.50	<0.50	<0.44	<0.22	<0.22	<0.15	<0.15	<0.23	<0.23										
Chloromethane	<0.30	<0.30	<0.60	<0.30	0.47B	<0.40	<0.40	<0.40	<0.40										
Dibromomethane	<0.80	<0.80	<0.80	<0.40	<0.40	<0.40	<0.24	<0.24	<0.30										
Dichlorodifluoromethane	<0.29	<0.29	<0.80	<0.40	<0.40	<0.26	<0.26	<0.30	<0.30										
Diisopropyl Ether	<0.40	<0.40	<1.0	<0.50	<0.50	<0.20	<0.20	<0.30	<0.30										
Ethylbenzene	3.2	2.7	0.92	<0.28	0.72	0.88	1.7	0.89	0.73										
Hexachlorobutadiene	<0.90	<0.90	<1.2	<0.60	<0.60	<0.30	<0.30	<0.40	<0.40										
Isopropylbenzene	14	14	3.4	0.84	2.1	1.8	4.7	4.6	4.2										
p-Isopropyltoluene	1.2	1.1	0.54	<0.17	<0.17	<0.23	<0.23	1.7	1.5										
Methyl tert-butyl ether	<0.40	<0.40	<0.46	<0.23	<0.23	<0.29	<0.29	<0.30	<0.30										
Methylene chloride	<1.0	<1.0	4	<0.50	<0.50	<0.40	<0.40	<0.40	<0.40										
Naphthalene	5.2	4.6	3.7	1.1	1.1	<0.40	0.63	3.8	3.4	<0.32	<0.50	<1.2	<0.50	<0.90	<0.90	<0.90	<0.90	<0.90	<0.90
n-Propylbenzene	12	11	4.7	<0.20	2	1.6	3.5	7.4	6.8										
Styrene	<0.50	<0.50	<0.60	<0.30	<0.30	<0.20	<0.20	<0.30	<0.30										
Tetrachloroethene	1.2	1.3	<0.80	0.78	1.2	1.5	1.6	0.67	0.69										
Tetrahydrofuran	<7.0	<7.0	<8.0	<4.0	<4.0	<3.0	<3.0	<4.0	<4.0										
Toluene	<0.40	<0.40	<0.40	<0.20	<0.20	<0.22	<0.22	<0.30	<0.30										
Trichloroethene	45	49	17	15	35	34	39	3.8	3.8										
Trichlorofluoromethane	<0.70	<0.70	<0.80	<0.40	<0.40	<0.20	<0.20	<0.40	<0.40										
Vinyl acetate	<1.7	<1.7	<2.2	<1.1	<1.1	<3.0	<3.0	<4.0	<4.0										
Vinyl chloride	<0.15	<0.15	<0.30	<0.15	<0.15	<0.18	<0.18	<0.19	<0.19										
Xylene, m & p-	19	20	1.1	<0.50	0.58	0.82	1.9	1.1	0.99		<0.90	<1.0	<1.1	<0.80	<0.80	<0.80	<0.80	<0.80	<0.80
Xylene, o-	44	47	5.3	<0.50	14	3.4	7.4	2	1.9		<0.50	<0.50	<0.50	<0.40	<0.40	<0.40	<0.40	<0.40	<0.40
Xylenes, Total	63	67	6.4	<1	14.58	4.22	9.3	3.1	2.89		<1.4	<1.5	<1.6	<1.2	<1.2	<1.2	<1.2	<1.2	<1.2

Prepared By: T. Dushek, 8/5/21

Checked by: A. Voit, 11/24/21

NOTES:

All Units are in ug/L

Bold values indicate detections

A = Analyte averaged calibration criteria within acceptable limits

B = Analyte detected in associated Method Blank

M = Matrix spike or matrix spike duplicate outside acceptance limits.

J = Estimated Value

Q = Lab Control Sample outside acceptance limits

* = Suspected methylene chloride laboratory contamination.

Volatile Organic Compounds - Historical Data
 WAULECO, INC - Wausau Facility
 Well - W26-W26R

Parameter	06/14/92	09/17/92	12/18/92	03/24/93	06/30/93	12/27/93	06/22/94	07/06/95	07/09/96	07/11/97	06/24/98	06/09/99	07/18/00	01/31/01	07/11/01	08/06/02	07/24/03	07/13/04
1,1,1,2-Tetrachloroethane				<1	<1	<1	<1	<1	<1	<0.1	<0.3	<1.5	<20	<4.0	<10	<23	<1.8	<0.90
1,1,1-Trichloroethane	<5	<50	<50	<1	<1	<1	<1	<1	<1	<0.3	<0.3	<1.5	<15	<4.0	<7.5	<13	5.5	<0.50
1,1,2,2-Tetrachloroethane	<5	<50	<50	<1	<1	<1	<1	1.25	<1	<0.2	<0.2	<1	<20	<4.0	<10	<20	<1.6	<0.80
1,1,2-Trichloroethane	<5	<50	<50	<1	<1	<1	<1	<1	<1	<1	<0.2	<1	<10	<2.0	<5.0	<23	<1.8	<0.90
1,1-Dichloroethane	<5	<50	<50	<1	<1	<1	<1	<1	<1	<0.2	<0.2	<1	<20	<2.0	<10	<13	<1.0	<0.50
1,1-Dichloroethene	<5	<50	<50	<1	<1	<1	<1	<1	<1	<0.4	<0.2	<1	<45	<4.0	<23	<10	<0.80	<0.40
1,1-Dichloropropene				<1	<1	<1	<1	<1	<1	<0.2	<0.3	<1.5	<20	<4.0	<10	<13	<1.0	<0.50
1,2,3-Trichlorobenzene				<1	<1	<1	<1	<1	<1	<0.5	<0.4	<2	<25	<6.0	<13	<13	<1.0	<0.50
1,2,3-Trichloropropane				<1	<1	<1	<1	<1	<1	<0.3	<0.2	<1	<15	<2.0	<7.5	<20	<1.6	<0.80
1,2,4-Trichlorobenzene				<1	<1	<1	<1	<1	<1	<0.5	<0.3	<1.5	<25	<6.0	<13	<13	<1.0	<0.50
1,2,4-Trimethylbenzene				960	550	600	500	94.7	1300	900	230	570	500	440	500	440	46	15
1,2-Dibromo-3-chloropropane				<3	<3	<15	<3	<3	<3	<0.3	<0.3	<1.5	<15	<8.0	<7.5	<10	<0.80	<0.40
1,2-Dibromoethane				<2	<2	<10	<2	<2	<2	<0.2	<0.4	<2	<15	<2.0	<7.5	<7.5	<0.60	<0.30
1,2-Dichlorobenzene				<1	<1	<1	<1	<1	<1	<0.3	<0.3	<1.5	<15	<4.0	<7.5	<18	<1.4	<0.70
1,2-Dichloroethane	<5	<50	<50	<1	<1	<1	<1	<1	<1	<0.2	<0.2	<1	<20	<4.0	<10	<23	<1.8	<0.90
cis-1,2-Dichloroethene				<1	<1	<1	<1	2.3	<1	<0.2	<0.2	<1	<20	<4.0	<10	<13	<1.0	<0.50
trans-1,2-Dichloroethene	<5	<50	<50	<1	<1	<1	<1	<1	<1	<0.2	<0.3	<1.5	<40	<2.0	<20	<10	<0.80	<0.40
1,2-Dichloropropane	<5	<50	<50	<1	<1	<1	<1	<1	<1	<0.1	<0.2	<1	<15	<4.0	<7.5	<10	<0.80	<0.40
1,3,5-Trimethylbenzene				340	160	80	88	16.0	380	300	70	210	120	140	99	1.2	<0.50	<0.50
1,3-Dichlorobenzene				<1	<1	<1	<1	<1	<1	<0.7	<0.4	<2	<20	<2.0	<10	<13	<1.0	<0.50
cis-1,3-Dichloropropene	<5	<50	<50	<1	<1	<1	<1	<1	<1	<0.3	<0.3	<1.5	<10	<2.0	<5.0	<15	<1.2	<0.60
1,3-Dichloropropane				<1	<1	<1	<1	<1	<1	<0.3	<0.6	<3	<20	<2.0	<10	<30	<2.4	<1.2
trans-1,3-Dichloropropene	<5	<50	<50	<1	<1	<1	<1	<1	<1	<0.2	<0.2	<1	<25	<2.0	<13	<18	<1.4	<0.70
1,4-Dichlorobenzene				<1	<1	<1	<1	<1	<1	<0.3	<0.3	<1.5	<20	<2.0	<10	<13	<1.0	<0.50
2,2-Dichloropropane				<1	<1	<1	<1	<1	<1	<0.2	<0.5	<2.5	<10	<4.0	<5.0	<15	<1.2	<0.60
2-Butanone (MEK)	<10	<100	<100															
2-Chloroethyl vinyl ether								<10										
2-Chlorotoluene				<1	<1	<1	<1	<1	<1	<0.4	<0.3	<1.5	<20	<2.0	<10	<15	<1.2	<0.60
2-Hexanone	<10	<100	<100															
4-Chlorotoluene				<1	<1	<1	<1	<1	<1	<0.3	<0.3	<1.5	<15	<4.0	<7.5	<15	<1.2	<0.60
4-Methyl-2-Pentanone (MIBK)	<10	<100	<100															
Acetone	10.5	<100	<100															
Benzene	27.5	<50	<50	24	18	25	13	37	3.8	<0.2	55	4	11	15	4.2 J	20	0.87	0.40 J
Bromobenzene				<1	<1	<1	<1	0	<1	<0.3	<0.2	<1	<25	<2.0	<13	<13	<1.0	<0.50
Bromochloromethane				<1	<1	<1	<1	0	<1	<0.4	<0.2	<1	<20	<2.0	<10	<13	<1.0	<0.50
Bromodichloromethane	<5	<50	<50	<1	<1	<1	<1	<1	<1	<0.2	<0.2	<1	<10	<2.0	<5.0	<10	<0.80	<0.40
Bromoform	<5	<50	<50	<1	<1	<1	<1	<1	<1	<0.3	<0.2	<1	<5	<4.0	<2.5	<15	<1.2	<0.60
Bromomethane	<10	<100	<100	<2		<10	<2	<2	<2	<0.3	<0.9	<4.5	<20	<8.0	<10	<20	<1.6	<0.80

Volatile Organic Compounds - Historical Data
WAULECO, INC - Wausau Facility
Well - W26-W26R

Parameter	06/14/92	09/17/92	12/18/92	03/24/93	06/30/93	12/27/93	06/22/94	07/06/95	07/09/96	07/11/97	06/24/98	06/09/99	07/18/00	01/31/01	07/11/01	08/06/02	07/24/03	07/13/04	
n-Butylbenzene				190	65	21	26		11.1	100	120	29	76	11	39	56	5.3	14	
sec-Butylbenzene				27	12	15	13		4.5	30	60	10	<15	12	10 J	25	2.1	8	
tert-Butylbenzene				<1	<1	<5	<25		<1	<0.3	<0.3	<1.5	<5	4.6	<2.5	<13	<1.0	5.6	
Carbon disulfide	<5	<50	<50																
Carbon tetrachloride	<5	<50	<50	<1	<1	<5	<1	<1	<1	<0.2	<0.4	<2	<15	<2.0	<7.5	<15	<1.2	<0.60	
Chlorobenzene	<5	<50	<50	<1	<1	<5	<1	1.3	<1	<0.3	<0.3	<1.5	<15	<2.0	<7.5	<20	<1.6	<0.80	
Chlorodibromomethane	<5	<50	<50	<1	<1	<5	<1	<1	<1	<0.3	<0.3	<1.5	<20	<4.0	<10	<10	<0.80	<0.40	
Chloroethane	<10	<100	<100	<2	<2	<10	<2	<2	<2	<0.4	<0.8	<4	<25	<8.0	<13	<13	<1.0	<0.50	
Chloroform	12.7	<50	<50	7.2	4.4	<5	2.6	<1	<1	<0.2	<0.2	<1	<25	<2.0	<13	<15	<1.2	<0.60	
Chloromethane	<10	<100	<100	<2	<2	<10	<2	3.95	<2	<0.7	<0.9	<4.5	<15	<4.0	<7.5	<10	<0.80	<0.40	
Dibromomethane				<1	<1	<5	<1	<1	<1	<0.1	<0.2	<1	<20	<4.0	<10	<13	<1.0	<0.50	
Dichlorodifluoromethane				<2	<2	<10	<2	<2	<2	<0.3	<1.2	<6	<25	<2.0	<13	<13	<1.0	<0.50	
Diisopropyl Ether				0	<1							<1.5	<5	<2.0	<2.5	<13	<1.0	<0.50	
Ethylbenzene	79.3	54.5	<50	49	31	42	27	67.5	8.5	35	60	7.5	26	24	15	28	<1.0	<0.50	
Hexachlorobutadiene				<1	<1	<5	<1		<1	<0.5	<0.6	<3	<30	<4.0	<15	<13	<1.0	<0.50	
Isopropylbenzene				58	26	32	22		7.3	40	60	16	34	19	19	33	1.5	0.52 J	
p-Isopropyltoluene				<1	21	12	<1		3.8	<0.4	55	3.5	<10	6.1	<5.0	20	<1.0	<0.50	
Methyl tert-butyl ether					<1							<1	<55	<6.0	<28	<13	<1.0	<0.50	
Methylene chloride	<5	82.7	103	<3	<3	<15	<3	<3	<3	<0.3	<0.5	<2.5	<95	<8.0	<48	<25	<2.0	3.1 J,A,B,Q	
Naphthalene	38.5	84.9	<100	150	70	75	80	114.5	19.5	120	140	46	80	90	110	87	10	2.1	
n-Propylbenzene				58	46	55	39		12.5	90	95	18	63	36	33	47	1.5	<0.50	
Styrene	<5	<50	<50	<1		<5	<25		<1	<0.2	<0.2	<1	<10	<2.0	<5.0	<13	<1.0	<0.50	
Tetrachloroethene	<5	<50	<50	<1	<1	<5	1.5	1.45	<1	<0.3	<0.6	<3	<20	<2.0	<10	<13	<1.0	0.77 J	
Tetrahydrofuran																			0.60
Toluene	102	107	77.5	85	45	65	42	98.5	7.8	45	60	3.5	42	36	7.8 J	23	<1.0	<0.50	
Trichloroethene	72.7	56.8	63.3	60	35	38	20	40	11.1	15	<0.3	9	<15	24	<7.5	23	1.3	<0.15	
Trichlorofluoromethane				<1	<1	<5	<1	<1	<1	<0.5	<0.6	<3	<20	<4.0	<10	<10	<0.80	<0.40	
Vinyl acetate	<10	<100	<100																
Vinyl chloride	<10	<100	<100	<1	<1	<5	<1	<1	<1	<0.3	<0.5	<2.5	<20	<2.0	<10	<7.5	<0.60	<0.30	
Xylene, m & p-				280	190	220	170	284.5	34.2	200	150	13	110	86	26	57	1.8	<0.60	
Xylene, o-				460	260	300	220	321.5	43.0	480	310	85	300	190	180	160	6.4	1.0 J	
Xylenes, Total	569	993	523																

Volatile Organic Compounds - Historical Data
WAULECO, INC - Wausau Facility
Well - W26-W26R

Parameter	07/20/05	07/20/06	7/20/2006 Duplicate	07/10/07	7/10/2007 Duplicate	07/24/08	07/07/09	7/7/2009 Duplicate	07/15/10	07/20/11	7/20/2011 Duplicate	7/10/2012	7/12/2013	7/7/2014	7/9/2015	7/7/2016	7/17/2017	7/12/2018	7/15/2019	7/14/2020	7/12/2021
1,1,1,2-Tetrachloroethane	<0.50	<0.70	<0.70	<0.60	<0.60	<1.2	<0.60	<0.60	<0.24	<0.40	<0.40										
1,1,1-Trichloroethane	<0.60	<0.50	<0.50	<0.60	<0.60	<1.2	<0.60	<0.60	<0.21	<0.29	<0.29										
1,1,2,2-Tetrachloroethane	<0.15	<0.13	<0.13	<0.14	<0.14	<.28	<0.14	<0.14	<0.19	<0.30	<0.30										
1,1,2-Trichloroethane	<0.40	<0.50	<0.50	<0.50	<0.50	<1	<0.50	<0.50	<0.26	<0.30	<0.30										
1,1-Dichloroethane	<0.50	<0.40	<0.40	<0.40	<0.40	<.80	<0.40	<0.40	<0.20	<0.28	<0.28										
1,1-Dichloroethene	<0.50	<0.30	<0.30	<0.40	<0.40	<.80	<0.40	<0.40	<0.24	<0.29	<0.29										
1,1-Dichloropropene	<0.50	<0.60	<0.60	<0.50	<0.50	<1	<0.50	<0.50	<0.24	<0.40	<0.40										
1,2,3-Trichlorobenzene	<0.60	<0.50	<0.50	<0.50	<0.50	<1	<0.50	<0.50	<0.30	<0.40	<0.40										
1,2,3-Trichloropropane	<0.60	<0.70	<0.70	<0.30	<0.30	<0.60	<0.30	<0.30	<0.21	<0.40	<0.40										
1,2,4-Trichlorobenzene	<0.70	<0.70	<0.70	<0.40	<0.40	<0.80	<0.40	<0.40	<0.30	<0.30	<0.30										
1,2,4-Trimethylbenzene	19	49	61	1	52	140	<0.24	<0.24	44	0.66	0.42		<0.40	<0.60	1.2	0.5	<0.40	<0.40	180	2.2	2.1
1,2-Dibromo-3-chloropropane	<1.1	<0.30	<0.30	<0.40	<0.40	<0.80	<0.40	<0.40	<0.40	<0.50	<0.50										
1,2-Dibromoethane	<0.60	<0.50	<0.50	<0.13	<0.13	<0.26	<0.13	<0.13	<0.16	<0.30	<0.30										
1,2-Dichlorobenzene	<0.50	<0.50	<0.50	<0.40	<0.40	<0.80	<0.40	<0.40	<0.23	<0.40	<0.40										
1,2-Dichloroethane	<0.50	<0.50	<0.50	<0.30	<0.30	<0.60	<0.30	<0.30	<0.30	<0.30	<0.30										
cis-1,2-Dichloroethene	<0.60	<0.40	<0.40	<0.40	<0.40	<0.80	<0.40	<0.40	0.25	<0.30	<0.30										
trans-1,2-Dichloroethene	<0.60	<0.40	<0.40	<0.50	<0.50	<1	<0.50	<0.50	<0.25	<0.30	<0.30										
1,2-Dichloropropane	<0.50	<0.50	<0.50	<0.21	<0.21	<0.42	<0.21	<0.21	<0.22	<0.29	<0.29										
1,3,5-Trimethylbenzene	<0.50	<0.40	<0.19	0.28	<0.19	20	<0.19	<0.19	0.4	0.55	0.47										
1,3-Dichlorobenzene	<0.50	<0.40	<0.40	<0.40	<0.40	<0.80	<0.40	<0.40	<0.26	<0.30	<0.30										
cis-1,3-Dichloropropene	<0.12	<0.15	<0.14	<0.14	<0.14	<0.28	<0.14	<0.14	<0.19	<0.28	<0.28										
1,3-Dichloropropane	<0.60	<0.50	<0.19	<0.19	<0.19	<0.38	<0.19	<0.19	<0.23	<0.30	<0.30										
trans-1,3-Dichloropropene	<0.14	<0.14	<0.14	<0.14	<0.14	<0.28	<0.14	<0.14	<0.19	<0.30	<0.30										
1,4-Dichlorobenzene	<0.50	<0.60	<0.60	<0.50	<0.50	<1	<0.50	<0.50	<0.23	<0.30	<0.30										
2,2-Dichloropropane	<0.60	<0.60	<0.60	<0.30	<0.30	<0.60	<0.30	<0.30	<0.25	<0.28	<0.28										
2-Butanone (MEK)	<7.0	<5.0	<5.0	<4.0	<4.0	<8.0	<4.0	<4.0	<2.4	<3.0	<3.0										
2-Chloroethyl vinyl ether																					
2-Chlorotoluene	<0.50	<0.50	<0.50	<0.30	<0.30	<0.60	<0.30	<0.30	<0.22	<0.30	<0.30										
2-Hexanone	<7.0	<8.0	<8.0	<4.0	<4.0	<8.0	<4.0	<4.0	<4.0	<4.0	<4.0										
4-Chlorotoluene	<0.40	<0.60	<0.60	<0.30	<0.30	<0.60	<0.30	<0.30	<0.21	<0.29	<0.29										
4-Methyl-2-Pentanone (MIBK)	<7.0	<6.0	<6.0	<3.0	<3.0	<6.0	<3.0	<3.0	<3.0	<3.0	<3.0										
Acetone	<9.0	<10.0	<10.0	<7.0	<7.0	<14.0	<7.0	<7.0	<5.0	<5.0	<5.0										
Benzene	0.46	0.94	1.0	0.96	1	4	<0.16	<0.16	2.3	0.32	0.39										
Bromobenzene	<0.50	<0.60	<0.60	<0.30	<0.30	<0.60	<0.30	<0.30	<0.20Q	<0.30	<0.30										
Bromochloromethane	<0.50	<0.70	<0.70	<0.21	<0.21	<0.42	<0.21	<0.21	<0.22	<0.40	<0.40										
Bromodichloromethane	<0.13	<0.15	<0.15	<0.19	<0.19	<0.38	<0.19	0.26	<0.20	<0.30	<0.30										
Bromoform	<0.50	<0.21	<0.21	<0.50	<0.50	<1	<0.50	<0.50	<0.22	<0.24	<0.24										
Bromomethane	<0.80	<0.90	<0.90	<0.40	<0.40	<0.80	<0.40	<0.40	<0.50	<0.30	<0.30										

Volatile Organic Compounds - Historical Data
WAULECO, INC - Wausau Facility
Well - W26-W26R

Parameter	07/20/05	07/20/06	7/20/2006 Duplicate	07/10/07	7/10/2007 Duplicate	07/24/08	07/07/09	7/7/2009 Duplicate	07/15/10	07/20/11	7/20/2011 Duplicate	7/10/2012	7/12/2013	7/7/2014	7/9/2015	7/7/2016	7/17/2017	7/12/2018	7/15/2019	7/14/2020	7/12/2021
n-Butylbenzene	0.64	1.1	1.2	0.6	0.39	2.5	<0.24	<0.24	1.6	0.68	0.65										
sec-Butylbenzene	2.6	3.2	3.5	2.9	3.1	5.6	<0.29	<0.29	7.1	5.5	5.5										
tert-Butylbenzene	1.4	1.6	1.6	1.5	1.6	2.5	<0.23	<0.23	3.1	2.3	2.4										
Carbon disulfide	<1.1	<1.0	<1.0	<0.50	<0.50	<1	<0.50	<0.50	<0.50	<0.60	<0.60										
Carbon tetrachloride	<0.50	<0.50	<0.50	<0.40	<0.40	<0.80	<0.40	<0.40	<0.40	<0.23	<0.40										
Chlorobenzene	<0.50	<0.40	<0.40	<0.30	<0.30	<0.60	<0.30	<0.30	<0.24	<0.30	<0.30										
Chlorodibromomethane	<0.60	<0.60	<0.60	<0.23	<0.23	<0.46	<0.23	<0.23	<0.19	<0.26	<0.26										
Chloroethane	<0.70	<0.60	<0.60	<0.40	<0.40	<0.80	<0.40	<0.40	<0.40	<0.30	<0.30										
Chloroform	<0.50	<0.50	<0.50	<0.22	<0.22	0.48	5.9	6.5	0.42	0.46	0.45										
Chloromethane	<0.24	<0.30	<0.30	<0.30	<0.30	<0.60	0.88AB	1.3AB	<0.40	<0.40	<0.40										
Dibromomethane	<0.70	<0.80	<0.80	<0.40	<0.40	<0.80	<0.40	<0.40	<0.24	<0.30	<0.30										
Dichlorodifluoromethane	<0.60	<0.29	<0.29	<0.40	<0.40	<0.80	<0.40	<0.40	<0.26	<0.30	<0.30										
Diisopropyl Ether	<0.50	<0.40	<0.40	<0.50	<0.50	<1	<0.50	<0.50	<0.20	<0.30	<0.30										
Ethylbenzene	<0.50	0.67	0.76	<0.28	<0.28	8.3	<0.28	<0.28	0.45	1.2	1.2										
Hexachlorobutadiene	<0.60	<0.90	<0.90	<0.60	<0.60	<1.2	<0.60	<0.60	<0.30	<0.40	<0.40										
Isopropylbenzene	1.7	2.8	3.2	1.3	1.4	11	<0.20	<0.20	3	5	5.1										
p-Isopropyltoluene	<0.40	<0.40	<0.40	<0.17	<0.17	0.94	<0.17	<0.17	<0.23	<0.30	<0.30										
Methyl tert-butyl ether	<0.60	<0.40	<0.40	<0.23	<0.23	<0.46	<0.23	<0.23	<0.29	<0.30	<0.30										
Methylene chloride	<0.40	<1.0	<1.0	<0.50	<0.50	<1	<0.50	<0.50	<0.40	<0.40	<0.40										
Naphthalene	<0.60	3.5	4.1	<0.60	<0.60	32	<0.60	<0.60	15	8	8.1	<3.1 V	<0.50	<1.2	<0.50	<0.90	<0.90	<0.90	4.9	<0.90	2
n-Propylbenzene	0.95	2.1	2.3	0.21	<2.0	13	<0.20	<0.20	2.5	3.9	4.1										
Styrene	<0.50	<0.50	<0.50	<0.30	<0.30	<0.60	<0.30	<0.30	<0.20	<0.30	0.55										
Tetrachloroethene	0.62	0.59	0.70	0.57	0.55	1.1	<0.40	<0.40	0.91	1.4	1.3										
Tetrahydrofuran	<7.0	<7.0	<7.0	<4.0	<4.0	<8.0	<4.0	<4.0	<3.0	<4.0	<4.0										
Toluene	<0.40	<0.40	<0.40	<0.20	<0.20	6.7	<0.20	<0.20	<0.22	<0.30	<0.30										
Trichloroethene	1.7	2.2	2.3	2.3	2.5	7	0.2	<0.15	3.6	2.7	2.8										
Trichlorofluoromethane	<0.50	<0.70	<0.70	<0.40	<0.40	<0.80	<0.40	<0.40	<0.20	<0.40	<0.40										
Vinyl acetate	<8.0	<1.7	<1.7	<1.1	<1.1	<2.2	<1.1	<1.1	<3.0	<4.0	<4.0										
Vinyl chloride	<0.12	<0.15	<0.15	<0.15	<0.15	<0.30	<0.15	<0.15	<0.18	<0.19	<0.19										
Xylene, m & p-	<1.0	1.5	1.8	1	1.1	21	<0.50	<0.50	2.6	<0.60	<0.60		<0.90	<1.0	<1.1	<0.80	<0.80	<0.80	7.7	<0.80	<0.80
Xylene, o-	0.64	2.6	2.9	1.1	1.2	52	<0.50	<0.50	2.4	18	19		<0.50	<0.50	<0.50	<0.40	<0.40	<0.40	25	1.2	0.72
Xylenes, Total	0.64	4.1	4.7	2.1	2.3	73	<1.0	<1.0	5	18	19		<1.4	<1.5	<1.6	<1.2	<1.2	<1.2	32.7	1.2	0.72

Prepared By: T. Dushek, 8/5/21

Checked by: A. Voit, 11/24/21

NOTES:

All Units are in ug/L

Bold values indicate detections

A = Analyte averaged calibration criteria within acceptable limits

B = Analyte detected in associated Method Blank

M = Matrix spike or matrix spike duplicate outside acceptance limits.

J = Estimated Value

Q = Lab Control Sample outside acceptance limits

* = Suspected methylene chloride laboratory contamination.

Volatile Organic Compounds - Historical Data
WAULECO, INC - Wausau Facility
Well - W27

Parameter	12/17/92	06/30/93	12/28/93	06/22/94	07/06/95	07/09/96	07/11/97	06/24/98	06/08/99	07/18/00	01/30/01	07/11/01	08/06/02	07/22/03	07/13/04	07/19/05	07/19/06	07/10/07	07/23/08	07/07/09	07/14/10	7/14/2010 Duplicate	07/25/11	07/10/12	07/05/13	07/09/14	07/09/15	07/11/16	07/18/17	7/18/2017 Duplicate	7/18/2018	7/18/2019	7/18/2019 Duplicate	7/16/2020	7/12/2021		
p-Isopropyltoluene		<1	17	<1		20.3	30	39	18	24	12	12	7.6	9.8	19 J	13	4.6 *	15	9.9	13	6.6	6.5	9														
Methyl tert-butyl ether		<1							<1	<1	<3.0	<1	<2.5	<1.3	<10	<12.0	<2.0 *	<1.2	<4.6	<2.3	<2.9	<2.9	<3.0														
Methylene chloride	11	<3	<3	<3	<30	<30	<0.3	<0.5	<2.5	<19	<4.0	<19	<5.0	<2.5	78 A,B,Q	<8.0	16 Q*	15	<10	<5	8.8	9.3	7.7 B														
Naphthalene	89.8	42	120	10	150	51.0	95	90	36	55	130	47	23	43	73	50	52 *	55	51	44	99	83	88	63	73	87	69	91	81	84	94	28	26	<4.5	4.8		
n-Propylbenzene		8.8	63	46		23.7	36	46	7.5	14.5	43	3.0 J	3.3	12	18 J	15	15 *	8.7	17	25	57	46	32														
Styrene	<5		<1	<1		<10	<0.2	<0.2	<1	<2	<1.0	<2.0	<2.5	3	<10	<10.0	<2.5 *	<1.5	<6	<3	<2.0	<2.0	<3.0														
Tetrachloroethene	<5	<1	3.2	2.8	<10	<10	<0.3	<0.6	<3	<4	1.4	<4.0	<2.5	2.5	<10	<8.0	<1.5 *	<2.0	<8	<4	<3.0	<3.0	<3.0														
Tetrahydrofuran																<140	<35 *	<20	<80	<40	<30	<30	<40														
Toluene	63.9	8.9	71	36	100	<10	6	18	1	6.4	3.4	<1.0	<2.5	<1.3	<10	<8.0	<2.0 *	<1.0	<4	<2	<2.2	2.8	<3.0														
Trichloroethene	20.8	4.4	17	12	61	<10	4	15	<1.5	<3	5.8	<3.0	<3.0	<1.5	<12	3.6	3.4 *	3.3	5.4	4.1	6.8	6.4	<4.0														
Trichlorofluoromethane		<1	<1	<1	<10	<10	<0.5	<0.6	<3	<4	<2.0	<4.0	<2.0	<1.0	<8.0	<10.0	<3.5 *	<2.0	<8	<4	<2.0	<2.0	<4.0														
Vinyl acetate	<10															<160.	<8.5 *	<5.5	<22	<11	<30	<30	<40														
Vinyl chloride	<10	<1	<1	<1	<10	<10	<0.3	<0.5	<2.5	<4	<1.0	<4.0	<1.5	<0.75	<6.0	<2.4	<0.75 *	<0.75	<3	<1.5	<1.8	<1.8	<1.9														
Xylene, m & p-		36	300	240	480	42.6	46	70	22	19.5	33	2.7 J	6.9	9.3	21 J	<20	5.7 *	15	17	20	37	33	33		18	<20	<22	45	33	33	39	6.3	<4	24	27		
Xylene, o-		200	380	300	510	93.5	260	300	90	125	240	28	42	59	150	87	110 *	100	120	170	260	240	180		130	150	130	130	79	80	92	20	13	39	41		
Xylenes, Total	620															87	115.7 *	115	137	190	297	273	213		148	150	130	175	112	113	131	26.3	13	63	68		

Prepared By: T. Dushek, 8/5/21

Checked by: A. Voit, 11/24/21

NOTES:

All Units are in ug/L

Bold values indicate detections

A = Analyte averaged calibration criteria within acceptable limits

B = Analyte detected in associated Method Blank

M = Matrix spike or matrix spike duplicate outside acceptance limits.

J = Estimated Value

Q = Lab Control Sample outside acceptance limits

* = Suspected methylene chloride laboratory contamination.

Volatile Organic Compounds - Historical Data
 WAULECO, INC - Wausau Facility
 Well - W28

Parameter	07/08/92	06/29/93	12/28/93	06/22/94	07/05/95	07/09/96	07/11/97	06/24/98	06/08/99	07/18/00	01/30/01	07/10/01	08/06/02	07/23/03	07/12/04	07/18/05	07/18/06	07/10/07	07/23/08	07/07/09	07/13/10	07/18/11	07/19/12	07/02/13	07/10/14	07/07/15	07/06/16	07/11/17	07/11/18	07/08/19	07/07/20	07/06/21	
1,1,1,2-Tetrachloroethane			<1	<1		<1	<0.1	<0.3	<0.3	<0.4	<0.20	<0.4	<0.90	<0.90	<0.50	<0.70	<0.60	<0.60	<0.60	<0.60	<0.60	<0.24	<0.40										
1,1,1-Trichloroethane	<50	<1	<1	<1	<1	<1	<0.3	<0.3	<0.3	<0.3	<0.20	<0.3	<0.50	<0.50	<0.50	<0.60	<0.50	<0.60	<0.60	<0.60	<0.60	<0.21	<0.29										
1,1,2,2-Tetrachloroethane	<50	<1	<1	<1	<1	<1	<0.2	<0.2	<0.2	<0.4	<0.20	<0.4	<0.80	<0.80	<0.80	<0.15	<0.13	<0.14	<0.14	<0.14	<0.14	<0.19	<0.30										
1,1,2-Trichloroethane	<50	<1	<1	<1	<1	<1	<1	<0.2	<0.2	<0.2	<0.10	<0.2	<0.90	<0.90	<0.90	<0.40	<0.50	<0.50	<0.50	<0.50	<0.50	<0.26	<0.30										
1,1-Dichloroethane	<50	<1	<1	<1	<1	<1	<0.2	<0.2	<0.2	<0.4	<0.10	<0.4	<0.50	<0.50	<0.50	<0.50	<0.50	<0.40	<0.40	<0.40	<0.40	<0.20	<0.28										
1,1-Dichloroethene	<50	<1	<1	<1	<1	<1	<0.4	<0.2	<0.2	<0.9	<0.20	<0.9	<0.40	<0.40	<0.40	<0.40	<0.50	<0.30	<0.40	<0.40	<0.40	<0.24	<0.29										
1,1-Dichloropropene			<1	<1		<1	<0.2	<0.3	<0.3	<0.4	<0.20	<0.4	<0.50	<0.50	<0.50	<0.50	<0.60	<0.50	<0.50	<0.50	<0.24	<0.40											
1,2,3-Trichlorobenzene			<1	<1	<1	<1	<0.5	<0.4	<0.4	<0.5	<0.30	<0.5	<0.50	<0.50	<0.50	<0.60	<0.50	<0.50	<0.50	<0.50	<0.50	<0.30	<0.40										
1,2,3-Trichloropropane				<1	<1	<1	<1	<0.3	<0.2	<0.3	<0.10	<0.3	<0.80	<0.80	<0.80	<0.60	<0.70	<0.30	<0.30	<0.30	<0.30	<0.21	<0.40										
1,2,4-Trichlorobenzene		<1	<1	<1		<1	<0.5	<0.3	<0.3	<0.5	<0.30	<0.5	<0.50	<0.50	<0.50	<0.70	<0.70	<0.40	<0.40	<0.40	<0.40	<0.30	<0.30										
1,2,4-Trimethylbenzene		<1	7	15		<1	<0.7	<0.6	<0.6	<0.2	<0.10	<0.2	<0.50	<0.50	<0.50	<0.40	<0.50	<0.24	<0.24	<0.24	0.35	<0.30			<0.40	<0.60	<0.50	<0.40	<0.40	<0.40	<0.40	<0.40	<0.40
1,2-Dibromo-3-chloropropane		<3	<3	<3		<3	<0.3	<0.3	<0.3	<0.3	<0.40	<0.3	<0.40	<0.40	<0.40	<1.1	<0.30	<0.40	<0.40	<0.40	<0.40	<0.40	<0.50										
1,2-Dibromoethane	<2	<2	<2		<2	<0.2	<0.4	<0.4	<0.3	<0.10	<0.3	<0.30	<0.30	<0.30	<0.30	<0.60	<0.50	<0.13	<0.13	<0.13	<0.13	<0.16	<0.30										
1,2-Dichlorobenzene		<1	<1	<1	<1	<1	<0.3	<0.3	<0.3	<0.20	<0.3	<0.30	<0.70	<0.70	<0.70	<0.50	<0.50	<0.40	<0.40	<0.40	<0.40	<0.23	<0.40										
1,2-Dichloroethane	<50	<1	<1	<1	<1	<1	<0.2	<0.2	<0.2	<0.4	<0.20	<0.4	<0.90	<0.90	<0.90	<0.50	<0.50	<0.30	<0.30	<0.30	<0.30	<0.30	<0.30										
cis-1,2-Dichloroethene		<1	<1	<1	<1	<1	<0.2	<0.2	<0.2	<0.4	<0.20	<0.4	<0.50	<0.50	<0.50	<0.60	<0.40	<0.40	<0.40	<0.40	<0.40	<0.25	<0.30										
trans-1,2-Dichloroethene	<50	<1	<1	<1	<1	<1	<0.2	<0.3	<0.3	<0.8	<0.10	<0.8	<0.40	<0.40	<0.40	<0.40	<0.60	<0.40	<0.50	<0.50	<0.50	<0.25	<0.30										
1,2-Dichloropropane	<50	<1	<1	<1	<1	<1	<0.1	<0.2	<0.2	<0.3	<0.20	<0.3	<0.40	<0.40	<0.40	<0.40	<0.50	<0.50	<0.21	<0.21	<0.21	<0.22	<0.29										
1,3,5-Trimethylbenzene		<1	<1	<1		<1	<0.4	<0.3	<0.3	<0.3	<0.10	<0.3	<0.50	<0.50	<0.50	<0.50	<0.50	<0.19	<0.19	<0.19	<0.19	<0.23	<0.30										
1,3-Dichlorobenzene		<1	<1	<1	<1	<1	<0.7	<0.4	<0.4	<0.4	<0.10	<0.4	<0.50	<0.50	<0.50	<0.50	<0.40	<0.40	<0.40	<0.40	<0.40	<0.26	<0.30										
cis-1,3-Dichloropropene	<50		<1	<1	<1	<1	<0.3	<0.3	<0.3	<0.2	<0.10	<0.2	<0.60	<0.60	<0.60	<0.60	<0.12	<0.14	<0.14	<0.14	<0.14	<0.19	<0.28										
1,3-Dichloropropane		<1	<1	<1		<1	<0.3	<0.6	<0.6	<0.4	<0.10	<0.4	<1.2	<1.2	<1.2	<1.2	<0.60	<0.19	<0.19	<0.19	<0.19	<0.23	<0.30										
trans-1,3-Dichloropropene	<50		<1	<1	<1	<1	<0.2	<0.2	<0.2	<0.5	<0.10	<0.5	<0.70	<0.70	<0.70	<0.70	<0.14	<0.14	<0.14	<0.14	<0.14	<0.19	<0.30										
1,4-Dichlorobenzene		<1	<1	<1	<1	<1	<0.3	<0.3	<0.3	<0.4	<0.10	<0.4	<0.50	<0.50	<0.50	<0.50	<0.60	<0.50	<0.50	<0.50	<0.50	<0.23	<0.30										
2,2-Dichloropropane		<1	<1	<1		<1	<0.2	<0.5	<0.5	<0.2	<0.20	<0.2	<0.60	<0.60	<0.60	<0.60	<0.60	<0.30	<0.30	<0.30	<0.30	<0.25	<0.28										
2-Butanone (MEK)	<100															<7.0	<5.0	<4.0	<4.0	<4.0	<4.0	<2.4	<3.0										
2-Chloroethyl vinyl ether						<10																											
2-Chlorotoluene		<1	<1	<1		<1	<0.4	<0.3	<0.3	<0.4	<0.10	<0.4	<0.60	<0.60	<0.60	<0.50	<0.50	<0.30	<0.30	<0.30	<0.30	<0.22	<0.30										
2-Hexanone	<100															<7.0	<8.0	<4.0	<4.0	<4.0	<4.0	<4.0	<4.0	<4.0									
4-Chlorotoluene		<1	<1	<1		<1	<0.3	<0.3	<0.3	<0.3	<0.20	<0.3	<0.60	<0.60	<0.60	<0.60	<0.40	<0.60	<0.30	<0.30	<0.30	<0.21	<0.29										
4-Methyl-2-Pentanone (MIBK)	<100															<7.0	<6.0	<3.0	<3.0	<3.0	<3.0	<3.0	<3.0	<3.0									
Acetone	<100															<9.0	<10.0	<7.0	<7.0	<7.0	<7.0	<5.0	<5.0										
Benzene	<50	<1	<1	<1	<1	<1	<0.2	<0.3	<0.3	<0.1	<0.10	<0.1	<0.40	<0.40	<0.40	<0.40	<0.40	<0.16	<0.16	<0.16	<0.16	<0.19	<0.30										
Bromobenzene		<1	<1	<1		<1	<0.3	<0.2	<0.2	<0.5	<0.10	<0.5	<0.50	<0.50	<0.50	<0.50	<0.60	<0.30	<0.30	<0.30	<0.30	<0.20	<0.30										
Bromochloromethane			<1	<1		<1	<0.4	<0.2	<0.2	<0.4	<0.10	<0.4	<0.50	<0.50	<0.50	<0.50	<0.70	<0.21	<0.21	<0.21	<0.21	<0.22	<0.40										
Bromodichloromethane	<50	<1	<1	<1	<1	<1	<0.2	<0.2	<0.2	<0.2	<0.10	<0.2	<0.40	<0.40	<0.40	<0.40	<0.13	<0.15	<0.19	<0.19	<0.19	<0.20	<0.30										
Bromoform	<50		<1	<1	<1	<1	<0.3	<0.2	<0.2	<0.1	<0.20	<0.1	<0.60	<0.60	<0.60	<0.60	<0.50	<0.21	<0.50	<0.50	<0.50	<0.22	<0.24										
Bromomethane	<100		<2	<2	<2	<2	<0.3	<0.9	<0.9	<0.4	<0.40	<0.4	<0.80	<0.80	<0.80	<0.80	<0.80	<0.90	<0.40	<0.40	<0.40	<0.50	<0.30										
n-Butylbenzene		<1	<1	1.6		<1	<0.6	<0.3	<0.3	<0.4	<0.10	<0.4	<0.50	<0.50	<0.50	<0.60	<0.40	<0.24	<0.24	<0.24	<0.24	<0.23	<0.29										
sec-Butylbenzene		<1	<1	<1		<1	<0.3	<0.2	<0.2	<0.3	0.21	<0.3	<0.50	<0.50	<0.50	<0.50	<0.50	<0.29	<0.29	<0.29	<0.29	<0.21	<0.30										
tert-Butylbenzene		<1	<1	<1		<1	<0.3	<0.3	<0.3	<0.1	<0.10	<0.1	<0.50	<0.50	<0.50	<0.50	<0.50	<0.50	<0.23	<0.23	<0.23	<0.20	<0.40										
Carbon disulfide	<50															<1.1	<1.0	<0.50	<0.50	<0.50	<0.50	<0.50	<0.60										
Carbon tetrachloride	<50	<1	<1	<1	<1	<1	<0.2	<0.4	<0.4	<0.3	<0.10	<0.3	<0.60	<0.60	<0.60	<0.50	<0.50	<0.40	<0.40	<0.40	<0.40	<0.23	<0.40										
Chlorobenzene	<50	<1	<1	<1	<1	<1	<0.3	<0.3	<0.3	<0.3	<0.10	<0.3	<0.80	<0.80	<0.80	<0.80	<0.50	<0.															

Volatile Organic Compounds - Historical Data
WAULECO, INC - Wausau Facility
Well - W28

Parameter	07/08/92	06/29/93	12/28/93	06/22/94	07/05/95	07/09/96	07/11/97	06/24/98	06/08/99	07/18/00	01/30/01	07/10/01	08/06/02	07/23/03	07/12/04	07/18/05	07/18/06	07/10/07	07/23/08	07/07/09	07/13/10	07/18/11	07/19/12	07/02/13	07/10/14	07/07/15	07/06/16	07/11/17	07/11/18	07/08/19	07/07/20	07/06/21		
n-Propylbenzene		<1	<1	<1		<1	<0.3	<0.2	<0.2	<0.3	<0.10	<0.3	<0.50	<0.50	<0.40	<0.40	<0.20	<0.20	<0.20	<0.20	<0.20	<0.30												
Styrene	<50	<1	<1	<1		<1	<0.2	<0.2	<0.2	<0.10	<0.2	<0.50	<0.50	<0.50	<0.50	<0.50	<0.30	<0.30	<0.30	<0.20	<0.30													
Tetrachloroethene	<50	<1	<1	<1	1.3	<1	0.3	1.2	0.6	<0.4	0.40	<0.4	<0.50	<0.50	0.94 J	0.65	0.41	<0.40	<0.40	0.62	0.49	0.66												
Tetrahydrofuran															<7.0	<7.0	<4.0	<4.0	<4.0	<3.0	<4.0													
Toluene	<50	<1	<1	<1	<1	<1	<0.2	<0.2	<0.2	<0.1	<0.20	<0.1	<0.50	<0.50	<0.50	<0.40	<0.40	<0.20	<0.20	<0.20	<0.22	<0.30												
Trichloroethene	<50	7	5.5	4.5	6.5	4.9	4.2	3.9	3	1.9	2.4	0.37 J	0.75	1.0	1.8 J	1.3	0.91	0.89	0.38	0.92	0.59	0.56												
Trichlorofluoromethane		<1	<1	<1	<1	<1	<0.5	<0.6	<0.6	<0.4	<0.20	<0.4	<0.40	<0.40	<0.40	<0.50	<0.70	<0.40	<0.40	<0.40	<0.20	<0.40												
Vinyl acetate	<100														<8.0	<1.7	<1.1	<1.1	<1.1	<3.0	<4.0													
Vinyl chloride	<100	<1	<1	<1	<1	<1	<0.3	<0.5	<0.5	<0.4	<0.10	<0.4	<0.30	<0.30	<0.30	<0.12	<0.15	<0.15	<0.15	<0.15	<0.18	<0.19												
Xylene, m & p-		<2	<2	<2	<2	<2	<0.4	<0.3	<0.3	<0.2	<0.20	<0.2	<0.60	<0.60	<0.60	<1.0	<0.9	<0.50	<0.50	<0.50	<0.50	<0.60		<0.90	<1.0	<1.1	<0.80	<0.80	<0.80	<0.80	<0.80	<0.80	<0.80	
Xylene, o-		<1	<1	<1	<1	<1	<0.2	<0.5	<0.5	<0.1	<0.10	<0.1	<0.50	<0.50	<0.60	<0.50	<0.50	<0.50	<0.50	<0.24	<0.29			<0.50	<0.50	<0.50	<0.40	<0.40	<0.40	<0.40	<0.40	<0.40	<0.40	
Xylenes, Total	<50														<1.5	<1.0	<1.0	<1.0	<1.0	<1.0	<0.89			<1.4	<1.5	<1.6	<1.2	<1.2	<1.2	<1.2	<1.2	<1.2		

Prepared By: T. Dushek, 8/5/21

Checked by: A. Voit, 11/24/21

NOTES:

All Units are in ug/L

Bold values indicate detections

A = Analyte averaged calibration criteria within acceptable limits

B = Analyte detected in associated Method Blank

M = Matrix spike or matrix spike duplicate outside acceptance limits.

J = Estimated Value

Q = Lab Control Sample outside acceptance limits

* = Suspected methylene chloride laboratory contamination.

Volatile Organic Compounds - Historical Data
 WAULECO, INC - Wausau Facility
 Well - W29-W29R

Parameter	06/25/92	06/30/93	12/28/93	06/22/94	07/05/95	07/09/96	07/11/97	06/23/98	06/08/99	07/18/00	01/30/01	07/11/01	08/07/02	07/24/03	07/13/04	07/20/05	07/19/06	07/10/07	07/24/08	7/24/2008 Duplicate	07/07/09	07/14/10	07/19/11	07/09/12	07/02/13	07/07/14	07/07/15	07/11/16	7/11/2016 Duplicate	7/17/2017	7/19/2018	7/19/2018 Duplicate	7/16/2019	7/7/2020	7/12/2021		
1,1,1,2-Tetrachloroethane			<1	<1	<1	<1	<0.1	<0.3	<0.3	<0.4	<0.20	<0.4	<0.90	<0.90	<0.90	<0.50	<0.70	<0.60	<0.60	<0.60	<0.60	<0.24	<0.40														
1,1,1-Trichloroethane	<50	<1	<1	<1	<1	<1	<0.3	<0.3	<0.3	<0.3	<0.20	<0.3	<0.50	<0.50	<0.50	<0.60	<0.50	<0.60	<0.60	<0.60	<0.60	<0.21	<0.29														
1,1,2,2-Tetrachloroethane	<50	<1	<1	<1	<1	<1	<0.2	<0.2	<0.2	<0.4	<0.20	<0.4	<0.80	<0.80	<0.80	<0.15	<0.13	<0.14	<0.14	<0.14	<0.14	<0.14	<0.19	<0.30													
1,1,2-Trichloroethane	<50	<1	<1	<1	<1	<1	<1	<0.2	<0.2	<0.2	<0.10	<0.2	<0.90	<0.90	<0.90	<0.40	<0.50	<0.50	<0.50	<0.50	<0.50	<0.26	<0.30														
1,1-Dichloroethane	<50	<1	<1	<1	<1	<1	<0.2	<0.2	<0.2	<0.4	<0.10	<0.4	<0.10	<0.10	<0.50	<0.50	<0.40	<0.40	<0.40	<0.40	<0.40	<0.20	<0.28														
1,1-Dichloroethene	<50	<1	<1	<1	<1	<1	<0.4	<0.2	<0.2	<0.9	<0.20	<0.9	<0.40	<0.40	<0.40	<0.50	<0.30	<0.40	<0.40	<0.40	<0.40	<0.40	<0.24	<0.29													
1,1-Dichloropropene			<1	<1	<1	<1	<0.2	<0.3	<0.3	<0.4	<0.20	<0.4	<0.50	<0.50	<0.50	<0.50	<0.60	<0.50	<0.50	<0.50	<0.50	<0.24	<0.40														
1,2,3-Trichlorobenzene		<1	<1	<1	<1	<1	<0.5	<0.4	<0.4	<0.5	<0.30	<0.5	<0.50	<0.50	<0.50	<0.60	<0.50	<0.50	<0.50	<0.50	<0.50	<0.30	<0.40														
1,2,3-Trichloropropane			<1	<1	<1	<1	<0.3	<0.2	<0.2	<0.3	<0.10	<0.3	<0.80	<0.80	<0.80	<0.60	<0.70	<0.30	<0.30	<0.30	<0.30	<0.30	<0.21	<0.40													
1,2,4-Trichlorobenzene		<1	<1	<1	<1	<1	<0.5	<0.3	<0.3	<0.5	<0.30	<0.5	<0.50	<0.50	<0.50	<0.70	<0.40	<0.40	<0.40	<0.40	<0.40	<0.30	<0.30														
1,2,4-Trimethylbenzene	<1	10	4.8		126.8	29	140	<0.6	<0.2	<0.10	<0.2	<0.50	<0.50	<0.50	<0.50	<0.40	<0.24	<0.24	<0.24	<0.24	<0.24	<0.20	1.4		<0.40	<0.60	<0.50	8.2	7.5	3.8	<0.40	<0.40	<0.40	1.1	<0.40		
1,2-Dibromo-3-chloropropane	<3	<3	<3					<0.3	<0.3	<0.3	<0.40	<0.3	<0.40	<0.40	<0.40	<1.1	<0.30	<0.40	<0.40	<0.40	<0.40	<0.40	<0.40	<0.50													
1,2-Dibromoethane	<2	<2	<2					<0.2	<0.4	<0.4	<0.3	<0.10	<0.3	<0.30	<0.30	<0.30	<0.60	<0.50	<0.13	<0.13	<0.13	<0.13	<0.16	<0.30													
1,2-Dichlorobenzene		<1	<1	<1	<1	<1	3.8	<0.3	<0.3	<0.3	<0.20	<0.3	<0.70	<0.70	<0.70	<0.50	<0.40	<0.40	<0.40	<0.40	<0.40	<0.23	<0.40														
1,2-Dichloroethane	<50	<1	<1	<1	<1	<1	<0.2	<0.2	<0.2	<0.4	<0.20	<0.4	<0.90	<0.90	<0.90	<0.50	<0.50	<0.50	<0.30	<0.30	<0.30	<0.30	<0.30	<0.30													
cis-1,2-Dichloroethene		<1	<1	<1	<1	1.4	0.7	1.3	<0.2	<0.4	<0.20	<0.4	<0.50	<0.50	<0.50	<0.60	<0.40	<0.40	<0.40	<0.40	<0.40	<0.25	0.44														
trans-1,2-Dichloroethene	<50	<1	<1	<1	<1	<1	<0.2	<0.3	<0.3	<0.8	<0.10	<0.8	<0.40	<0.40	<0.40	<0.40	<0.50	<0.50	<0.50	<0.50	<0.50	<0.25	<0.30														
1,2-Dichloropropane	<50	<1	<1	<1	<1	<1	<0.1	<0.2	<0.2	<0.3	<0.20	<0.3	<0.40	<0.40	<0.40	<0.50	<0.50	<0.21	<0.21	<0.21	<0.21	<0.21	<0.22	<0.29													
1,3,5-Trimethylbenzene		<1	<1	<1	<1	<1	<0.4	6.2	<0.3	<0.10	<0.3	<0.50	<0.50	<0.50	<0.50	<0.50	<0.19	<0.19	<0.19	<0.19	<0.19	<0.19	<0.23	<0.30													
1,3-Dichlorobenzene		<1	<1	<1	<1	<1	<0.7	<0.4	<0.4	<0.4	<0.10	<0.4	<0.50	<0.50	<0.50	<0.50	<0.40	<0.40	<0.40	<0.40	<0.40	<0.40	<0.26	<0.30													
cis-1,3-Dichloropropene	<50		<1	<1	<1	<1	<0.3	<0.3	<0.3	<0.2	<0.10	<0.2	<0.60	<0.60	<0.60	<0.12	<0.14	<0.14	<0.14	<0.14	<0.14	<0.14	<0.19	<0.28													
1,3-Dichloropropane		<1	<1	<1	<1	<1	<0.3	<0.6	<0.6	<0.4	<0.10	<0.4	<1.2	<1.2	<1.2	<1.2	<0.60	<0.19	<0.19	<0.19	<0.19	<0.19	<0.23	<0.30													
trans-1,3-Dichloropropene	<50		<1	<1	<1	<1	<0.2	<0.2	<0.2	<0.5	<0.10	<0.5	<0.70	<0.70	<0.70	<0.70	<0.14	<0.14	<0.14	<0.14	<0.14	<0.14	<0.19	<0.30													
1,4-Dichlorobenzene		<1	<1	<1	<1	<1	<0.3	<0.3	<0.3	<0.4	<0.10	<0.4	<0.50	<0.50	<0.50	<0.50	<0.60	<0.50	<0.50	<0.50	<0.50	<0.23	<0.30														
2,2-Dichloropropane	<1	<1	<1			<1	<0.2	<0.5	<0.5	<0.2	<0.20	<0.2	<0.60	<0.60	<0.60	<0.60	<0.30	<0.30	<0.30	<0.30	<0.30	<0.30	<0.25	<0.28													
2-Butanone (MEK)	<100																<7.0	<5.0	<4.0	<4.0	<4.0	<4.0	<2.4	<3.0													
2-Chloroethyl vinyl ether					<10																																
2-Chlorotoluene		<1	<1	<1		<1	<0.4	<0.3	<0.3	<0.4	<0.10	<0.4	<0.60	<0.60	<0.60	<0.50	<0.50	<0.30	<0.30	<0.30	<0.30	<0.22	<0.30														
2-Hexanone	<100																<7.0	<8.0	<4.0	<4.0	<4.0	<4.0	<4.0	<4.0	<4.0												
4-Chlorotoluene		<1	<1	<1		<1	<0.3	<0.3	<0.3	<0.3	<0.20	<0.3	<0.60	<0.60	<0.60	<0.40	<0.60	<0.30	<0.30	<0.30	<0.30	<0.21	<0.29														
4-Methyl-2-Pentanone (MIBK)	<100																<7.0	<6.0	<3.0	<3.0	<3.0	<3.0	<3.0	<3.0	<3.0												
Acetone	<100																<9.0	<10.0	<7.0	<7.0	<7.0	<7.0	<7.0	<5.0	<5.0												
Benzene	<50	<1	1.5	<1	2.3	2.9	1.3	3	<0.3	<0.1	<0.10	<0.1	<0.40	<0.40	<0.40	<0.40	<0.40	<0.16	<0.16	<0.16	<0.16	<0.16	<0.19	2.7													
Bromobenzene		<1	<1	<1		<1	<0.3	<0.2	<0.2	<0.5	<0.10	<0.5	<0.50	<0.50	<0.50	<0.50	<0.60	<0.30	<0.30	<0.30	<0.30	<0.30	<0.200	<0.30													
Bromochloromethane			<1	<1		<1	<0.4	<0.2	<0.2	<0.4	<0.10	<0.4	<0.50	<0.50	<0.50	<0.50	<0.70	<0.21	<0.21	<0.21	<0.21	<0.21	<0.22	<0.40													
Bromodichloromethane	<50	<1	<1	<1	<1	<1	<0.2	1.5	<0.2	<0.2	<0.10	<0.2	<0.40	<0.40	<0.40	<0.40	<0.13	<0.15	<0.19	<0.19	<0.19	<0.19	<0.20	<0.30													
Bromoform	<50		<1	<1	<1	<1	<0.3	<0.2	<0.2	<0.1	<0.20	<0.1	<0.60	<0.60	<0.60	<0.60	<0.50	<0.21	<0.50	<0.50	<0.50	<0.50	<0.22	<0.24													
Bromomethane	<100		<2	<2	<2	<2	<0.3	<0.9	<0.9	<0.4	<0.40	<0.4	<0.80	<0.80	<0.80	<0.80	<0.80	<0.90	<0.40	<0.40	<0.40	<0.40	<0.50	<0.30													
n-Butylbenzene		<1	1.4	<1		8.4	<0.6	12	<0.3	<0.4	<0.10	<0.4	<0.50	<0.50	<0.50	<0.60	<0.40	<0.24	<0.24	<0.24	<0.24	<0.24	<0.23	<0.29													
sec-Butylbenzene		<1	<1	<1		5.9	2.7	7.4	<0.2	<0.3	<0.20	<0.3	<0.50	<0.50	<0.50	<0.50	<0.29	<0.29	<0.29	<0.29	<0.29	<0.21	3.1														
tert-Butylbenzene		<1	<1	<1		<1	<0.3	<0.3	<0.1	<0.10	<0.1	<0.50	<0.50	<0.50	<0.50	<0.50	<0.23																				

Volatile Organic Compounds - Historical Data
 WAULECO, INC - Wausau Facility
 Well - W29-W29R

Parameter	06/25/92	06/30/93	12/28/93	06/22/94	07/05/95	07/09/96	07/11/97	06/23/98	06/08/99	07/18/00	01/30/01	07/11/01	08/07/02	07/24/03	07/13/04	07/20/05	07/19/06	07/10/07	07/24/08	7/24/2008 Duplicate	07/07/09	07/14/10	07/19/11	07/09/12	07/02/13	07/07/14	07/07/15	07/11/16	7/11/2016 Duplicate	7/17/2017	7/19/2018	7/19/2018 Duplicate	7/16/2019	7/7/2020	7/12/2021	
Tetrachloroethene	<50	<1	<1	<1	<1	<1	<0.3	1.8	<0.6	<0.4	<0.10	<0.4	<0.50	<0.50	<0.40	<0.29	<0.40	<0.40	<0.40	<0.40	<0.40	<0.30	0.51													
Tetrahydrofuran																<7.0	<7.0	<4.0	<4.0	<4.0	<4.0	<4.0	<3.0	<4.0												
Toluene	<50	<1	<1	<1	<1	<1	<0.2	1.8	<0.2	<0.1	<0.20	<0.1	<0.50	<0.50	<0.50	<0.40	<0.40	<0.20	<0.20	<0.20	<0.20	<0.20	<0.22	<0.30												
Trichloroethene	<50	3.4	10	3.1	20	34.4	16	17	<0.3	<0.3	<0.20	<0.3	<0.60	0.79	0.65 J	<0.15	<0.15	0.61	<0.15	<0.15	0.28	1.3	9.2													
Trichlorofluoromethane		<1	<1	<1	<1	<1	<0.5	<0.6	<0.6	<0.4	<0.20	<0.4	<0.40	<0.40	<0.40	<0.50	<0.70	<0.40	<0.40	<0.40	<0.40	<0.20	<0.40													
Vinyl acetate	<100															<8.0	<1.7	<1.1	<1.1	<1.1	<1.1	<1.1	<3.0	<4.0												
Vinyl chloride	<100	<1	<1	<1	<1	<1	<0.3	<0.5	<0.4	<0.10	<0.4	<0.30	<0.30	<0.30	<0.30	<0.12	<0.15	<0.15	<0.15	<0.15	<0.15	<0.15	<0.18	<0.19												
Xylene, m & p-		<2	<2	<2	<2	6.5	1.1	10	<0.3	<0.2	<0.20	<0.2	<0.60	<0.60	<0.60	<1.0	<0.9	<0.50	<0.50	<0.50	<0.50	<0.50	<0.60	<0.90	<1.0	<1.1	5.7	5.3	3.6	<0.80	<0.80	<0.80	<0.80	<0.80	<0.80	
Xylene, o-		<1	3.7	<1	6.5	40.2	8.8	60	<0.5	<0.1	<0.10	<0.1	<0.50	<0.50	<0.50	<0.40	<0.60	<0.50	<0.50	<0.50	<0.50	<0.24	<0.29	<0.50	<1.4	<1.5	<1.6	8.1	7.5	5	<1.2	<1.2	<1.2	<1.2	<1.2	
Xylenes, Total	<50															<1.5	<1.0	<1.0	<1.0	<1.0	<1.0	<1.0	<0.89													

Prepared By: T. Dushak, 8/5/21
 Checked by: A. Voit, 11/24/21

- NOTES:**
 All Units are in ug/L
 Bold values indicate detections
A = Analyte averaged calibration criteria within acceptable limits
B = Analyte detected in associated Method Blank
M = Matrix spike or matrix spike duplicate outside acceptance limits.
J = Estimated Value
Q = Lab Control Sample outside acceptance limits
V = Raised quantitation or reporting limit due to limited sample amount or dilution for matrix background interference
 * = Suspected methylene chloride laboratory contamination.

Volatile Organic Compounds - Historical Data
 WAULECO, INC - Wausau Facility
 Well - W32

Parameter	06/24/92	06/29/93	12/28/93	06/22/94	07/05/95	07/08/96	07/11/97	06/23/98	06/07/99	07/17/00	01/30/01	07/10/01	08/06/02	07/24/03	07/13/04	07/20/05	07/18/06	07/09/07	07/22/08	07/07/09	07/14/10	07/18/11	07/09/12	07/01/13	07/07/14	07/06/15	07/05/16	07/10/17	07/10/18	07/08/19	07/06/20	07/07/21	
1,1,1,2-Tetrachloroethane			<1	<1		<1	<0.1	<0.3	<0.3	<0.4	<0.20	<0.4	<0.90	<0.90	<0.90	<0.50	<0.70	<0.60	<0.60	<0.60	<0.24	<0.40											
1,1,1-Trichloroethane	<50	<1	<1	<1	<1	<1	<0.3	<0.3	<0.3	<0.3	<0.20	<0.3	<0.50	<0.50	<0.50	<0.60	<0.50	<0.60	<0.60	<0.60	<0.21	<0.29											
1,1,2,2-Tetrachloroethane	<50	<1	<1	<1	<1	<1	<0.2	<0.2	<0.2	<0.4	<0.20	<0.4	<0.80	<0.80	<0.80	<0.15	<0.13	<0.14	<0.14	<0.14	<0.14	<0.19	<0.30										
1,1,2-Trichloroethane	<50	<1	<1	<1	<1	<1	<1	<0.2	<0.2	<0.2	<0.10	<0.2	<0.90	<0.90	<0.90	<0.40	<0.50	<0.50	<0.50	<0.50	<0.26	<0.30											
1,1-Dichloroethane	<50	<1	<1	<1	<1	<1	<0.2	<0.2	<0.2	<0.4	<0.10	<0.4	<0.50	<0.50	<0.50	<0.50	<0.40	<0.40	<0.40	<0.40	<0.20	<0.28											
1,1-Dichloroethene	<50	<1	<1	<1	<1	<1	<0.4	<0.2	<0.2	<0.9	<0.20	<0.9	<0.40	<0.40	<0.40	<0.50	<0.30	<0.40	<0.40	<0.40	<0.24	<0.29											
1,1-Dichloropropene			<1	<1		<1	<0.2	<0.3	<0.3	<0.4	<0.20	<0.4	<0.50	<0.50	<0.50	<0.50	<0.60	<0.50	<0.50	<0.50	<0.24	<0.40											
1,2,3-Trichlorobenzene			<1	<1	<1	<1	<0.5	<0.4	<0.4	<0.5	<0.30	<0.5	<0.50	<0.50	<0.50	<0.60	<0.50	<0.50	<0.50	<0.50	<0.30	<0.40											
1,2,3-Trichloropropane			<1	<1	<1	<1	<0.3	<0.2	<0.2	<0.3	<0.10	<0.3	<0.80	<0.80	<0.80	<0.60	<0.70	<0.30	<0.30	<0.30	<0.21	<0.40											
1,2,4-Trichlorobenzene		<1	<1	<1	<1	<1	<0.5	<0.3	<0.3	<0.5	<0.30	<0.5	<0.50	<0.50	<0.50	<0.70	<0.70	<0.40	<0.40	<0.40	<0.30	<0.30											
1,2,4-Trimethylbenzene		<1	<1	<1	<1	<1	<0.7	<0.6	<0.6	<0.2	<0.10	<0.2	<0.50	<0.50	<0.50	<0.40	<0.50	<0.24	<0.24	<0.24	<0.20	<0.30		<0.40	<0.60	<0.50	<0.40	<0.40	<0.40	<0.40	<0.40	<0.40	
1,2-Dibromo-3-chloropropane		<3	<3	<3		<3	<0.3	<0.3	<0.3	<0.3	<0.40	<0.3	<0.40	<0.40	<0.40	<1.1	<0.30	<0.40	<0.40	<0.40	<0.40	<0.50											
1,2-Dibromoethane		<2	<2	<2		<2	<0.2	<0.4	<0.4	<0.3	<0.10	<0.3	<0.30	<0.30	<0.30	<0.60	<0.50	<0.13	<0.13	<0.13	<0.16	<0.30											
1,2-Dichlorobenzene		<1	<1	<1	<1	<1	<0.3	<0.3	<0.3	<0.3	<0.20	<0.3	<0.70	<0.70	<0.70	<0.70	<0.50	<0.40	<0.40	<0.40	<0.40	<0.23	<0.40										
1,2-Dichloroethane	<50	<1	<1	<1	<1	<1	<0.2	<0.2	<0.2	<0.4	<0.20	<0.4	<0.90	<0.90	<0.90	<0.50	<0.50	<0.30	<0.30	<0.30	<0.30	<0.30											
cis-1,2-Dichloroethene		<1	<1	<1	<1	<1	<0.2	<0.2	<0.2	<0.4	<0.20	<0.4	<0.50	<0.50	<0.50	<0.60	<0.40	<0.40	<0.40	<0.40	<0.25	<0.30											
trans-1,2-Dichloroethene	<50	<1	<1	<1	<1	<1	<0.2	<0.3	<0.3	<0.8	<0.10	<0.8	<0.40	<0.40	<0.40	<0.60	<0.40	<0.50	<0.50	<0.50	<0.25	<0.30											
1,2-Dichloropropane	<50	<1	<1	<1	<1	<1	<0.1	<0.2	<0.2	<0.3	<0.20	<0.3	<0.40	<0.40	<0.40	<0.50	<0.50	<0.21	<0.21	<0.21	<0.22	<0.29											
1,3,5-Trimethylbenzene		<1	<1	<1	<1	<1	<0.4	<0.3	<0.3	<0.3	<0.10	<0.3	<0.50	<0.50	<0.50	<0.50	<0.19	<0.19	<0.19	<0.19	<0.23	<0.30											
1,3-Dichlorobenzene		<1	<1	<1	<1	<1	<0.7	<0.4	<0.4	<0.4	<0.10	<0.4	<0.50	<0.50	<0.50	<0.50	<0.40	<0.40	<0.40	<0.40	<0.26	<0.30											
cis-1,3-Dichloropropene	<50		<1	<1	<1	<1	<0.3	<0.3	<0.3	<0.2	<0.10	<0.2	<0.60	<0.60	<0.60	<0.12	<0.14	<0.14	<0.14	<0.14	<0.19	<0.28											
1,3-Dichloropropane		<1	<1	<1	<1	<1	<0.3	<0.6	<0.6	<0.4	<0.10	<0.4	<1.2	<1.2	<1.2	<0.60	<0.19	<0.19	<0.19	<0.19	<0.23	<0.30											
trans-1,3-Dichloropropene	<50		<1	<1	<1	<1	<0.2	<0.2	<0.2	<0.5	<0.10	<0.5	<0.70	<0.70	<0.70	<0.14	<0.14	<0.14	<0.14	<0.14	<0.19	<0.30											
1,4-Dichlorobenzene		<1	<1	<1	<1	<1	<0.3	<0.3	<0.3	<0.4	<0.10	<0.4	<0.50	<0.50	<0.50	<0.50	<0.60	<0.50	<0.50	<0.50	<0.23	<0.30											
2,2-Dichloropropane		<1	<1	<1		<1	<0.2	<0.5	<0.5	<0.2	<0.20	<0.2	<0.60	<0.60	<0.60	<0.60	<0.60	<0.30	<0.30	<0.30	<0.30	<0.25	<0.28										
2-Butanone (MEK)	<100															<7.0	<5.0	<4.0	<4.0	<4.0	<4.0	<2.4	<3.0										
2-Chloroethyl vinyl ether					<10																												
2-Chlorotoluene		<1	<1	<1		<1	<0.4	<0.3	<0.3	<0.4	<0.10	<0.4	<0.60	<0.60	<0.60	<0.50	<0.50	<0.30	<0.30	<0.30	<0.22	<0.30											
2-Hexanone	<100															<7.0	<8.0	<4.0	<4.0	<4.0	<4.0	<4.0	<4.0										
4-Chlorotoluene		<1	<1	<1		<1	<0.3	<0.3	<0.3	<0.3	<0.20	<0.3	<0.60	<0.60	<0.60	<0.40	<0.60	<0.30	<0.30	<0.30	<0.21	<0.29											
4-Methyl-2-Pentanone (MIBK)	<100															<7.0	<6.0	<3.0	<3.0	<3.0	<3.0	<3.0	<3.0										
Acetone	<100															<9.0	<10.0	<7.0	<7.0	<7.0	<7.0	<5.0	<5.0										
Benzene	<50	<1	<1	<1	<1	<1	<0.2	<0.3	<0.3	<0.1	<0.10	<0.1	<0.40	<0.40	<0.40	<0.40	<0.40	<0.16	<0.16	<0.16	<0.19	<0.30											
Bromobenzene		<1	<1	<1		<1	<0.3	<0.2	<0.2	<0.5	<0.10	<0.5	<0.50	<0.50	<0.50	<0.50	<0.60	<0.30	<0.30	<0.30	<0.20	<0.30											
Bromochloromethane			<1	<1		<1	<0.4	<0.2	<0.2	<0.4	<0.10	<0.4	<0.50	<0.50	<0.50	<0.50	<0.70	<0.21	<0.21	<0.21	<0.22	<0.40											
Bromodichloromethane	<50	<1	<1	<1	<1	<1	<0.2	<0.2	<0.2	<0.2	<0.10	<0.2	<0.40	<0.40	<0.40	<0.13	<0.15	<0.19	<0.19	<0.19	<0.20	<0.30											

Volatile Organic Compounds - Historical Data
WAULECO, INC - Wausau Facility
Well - W32

Parameter	06/24/92	06/29/93	12/28/93	06/22/94	07/05/95	07/08/96	07/11/97	06/23/98	06/07/99	07/17/00	01/30/01	07/10/01	08/06/02	07/24/03	07/13/04	07/20/05	07/18/06	07/09/07	07/22/08	07/07/09	07/14/10	07/18/11	07/09/12	07/01/13	07/07/14	07/06/15	07/05/16	07/10/17	07/10/18	07/08/19	07/06/20	07/07/21
Bromoform	<50		<1	<1	<1	<1	<0.3	<0.2	<0.2	<0.1	<0.20	<0.1	<0.60	<0.60	<0.60	<0.50	<0.21	<0.50	<0.50	<0.50	<0.22	<0.24										
Bromomethane	<100		<2	<2	<2	<2	<0.3	<0.9	<0.9	<0.4	<0.40	<0.4	<0.80	<0.80	<0.80	<0.80	<0.90	<0.40	<0.40	<0.40	<0.50	<0.30										
n-Butylbenzene		<1	<1	<1			<0.6	<0.3	<0.3	<0.4	<0.10	<0.4	<0.50	<0.50	<0.50	<0.60	<0.40	<0.24	<0.24	<0.24	<0.24	<0.23	<0.29									
sec-Butylbenzene		<1	<1	<1			<0.3	<0.2	<0.2	<0.3	<0.20	<0.3	<0.50	<0.50	<0.50	<0.50	<0.29	<0.29	<0.29	<0.29	<0.21	<0.30										
tert-Butylbenzene		<1	<1	<1			<0.3	<0.3	<0.3	<0.1	<0.10	<0.1	<0.50	<0.50	<0.50	<0.50	<0.23	<0.23	<0.23	<0.23	<0.20	<0.40										
Carbon disulfide	<50															<1.1	<1.0	<0.50	<0.50	<0.50	<0.50	<0.50	<0.60									
Carbon tetrachloride	<50	<1	<1	<1	<1	<1	<0.2	<0.4	<0.4	<0.3	<0.10	<0.3	<0.60	<0.60	<0.60	<0.50	<0.50	<0.40	<0.40	<0.40	<0.23	<0.40										
Chlorobenzene	<50	<1	<1	<1	<1	<1	<0.3	<0.3	<0.3	<0.3	<0.10	<0.3	<0.80	<0.80	<0.80	<0.50	<0.40	<0.30	<0.30	<0.30	<0.30	<0.24	<0.30									
Chlorodibromomethane	<50	<1	<1	<1	<1	<1	<0.3	<0.3	<0.3	<0.4	<0.20	<0.4	<0.40	<0.40	<0.40	<0.60	<0.60	<0.23	<0.23	<0.23	<0.19	<0.26										
Chloroethane	<100	<2	<2	<2	<2	<2	<0.4	<0.8	<0.8	<0.5	<0.40	<0.5	<0.50	<0.50	<0.50	<0.70	<0.60	<0.40	<0.40	<0.40	<0.40	<0.40	<0.30									
Chloroform	<50	<1	<1	<1	<1	<1	<0.2	<0.2	<0.2	<0.5	<0.10	<0.5	<0.60	<0.60	<0.60	<0.50	<0.50	<0.22	<0.22	<0.22	<0.15	<0.23										
Chloromethane	<100	<2	<2	<2	<2	<2	<0.7	<0.9	<0.9	<0.3	<0.20	<0.3	<0.40	<0.40	<0.40	<0.24	<0.30	<0.30	<0.30	0.40AB	<0.40	<0.40										
Dibromomethane			<1	<1		<1	<0.1	<0.2	<0.2	<0.4	<0.20	<0.4	<0.50	<0.50	<0.50	<0.70	<0.80	<0.40	<0.40	<0.40	<0.24	<0.30										
Dichlorodifluoromethane		<2	<2	<2		<2	<0.3	<1.2	<0.5	<0.10	<0.5	<0.50	<0.50	<0.50	<0.50	<0.60	<0.29	<0.40	<0.40	<0.40	<0.26	<0.30										
Diisopropyl Ether		<1							<0.3	<0.1	<0.10	<0.1	<0.50	<0.50	<0.50	<0.50	<0.40	<0.50	<0.50	<0.50	<0.20	<0.30										
Ethylbenzene	<50	<1	<1	<1	<1	<1	<0.2	<0.2	<0.2	<0.1	<0.10	<0.1	<0.50	<0.50	<0.50	<0.50	<0.50	<0.28	<0.28	<0.28	<0.22	<0.29										
Hexachlorobutadiene		<1	<1	<1		<1	<0.5	<0.6	<0.6	<0.6	<0.20	<0.6	<0.50	<0.50	<0.50	<0.60	<0.90	<0.60	<0.60	<0.60	<0.30	<0.40										
Isopropylbenzene		<1	<1	<1		<1	<0.2	<0.2	<0.2	<0.1	<0.10	<0.1	<0.50	<0.50	<0.50	<0.40	<0.60	<0.20	<0.20	<0.20	<0.18	<0.30										
p-Isopropyltoluene		<1	<1	<1		<1	<0.4	<0.2	<0.2	<0.2	<0.10	<0.2	<0.50	<0.50	<0.50	<0.40	<0.40	<0.17	<0.17	<0.17	<0.23	<0.30										
Methyl tert-butyl ether		<1							<0.2	<1.1	<0.30	<1.1	<0.50	<0.50	<0.50	<0.60	<0.40	<0.23	<0.23	<0.23	<0.29	<0.30										
Methylene chloride	<50	<3	<3	<3	<3	<3	<0.3	<0.5	<0.5	<1.9	<0.40	<1.9	<1.0	<1.0	3.0 J,A,B,Q	<0.40	<1.0	<0.50	<0.50	<0.50	<0.40	<0.40										
Naphthalene		<1	<1	<1	<1	<1	<0.8	<1.1	<1.1	<0.7	<0.20	<0.7	<0.50	<0.50	<0.50	<0.60	<0.70	<0.60	<0.60	<0.60	<0.40	<0.40	<0.32	<0.50	<1.2	<0.50	<0.90	<0.90	<0.90	<0.90	<0.90	<0.90
n-Propylbenzene		<1	<1	<1		<1	<0.3	<0.2	<0.2	<0.3	<0.10	<0.3	<0.50	<0.50	<0.50	<0.40	<0.40	<0.20	<0.20	<0.20	<0.20	<0.30										
Styrene	<50		<1	<1		<1	<0.2	<0.2	<0.2	<0.2	<0.10	<0.2	<0.50	<0.50	<0.50	<0.50	<0.50	<0.30	<0.30	<0.30	<0.20	<0.30										
Tetrachloroethene	<50	<1	<1	<1	<1	<1	<0.3	<0.6	<0.6	<0.4	<0.10	<0.4	<0.50	<0.50	<0.50	<0.40	<0.29	<0.40	<0.40	<0.40	<0.30	<0.30										
Tetrahydrofuran																<7.0	<7.0	<4.0	<4.0	<4.0	<3.0	<4.0										
Toluene	<50	<1	<1	<1	<1	<1	<0.2	<0.2	<0.2	<0.1	<0.20	<0.1	<0.50	<0.50	<0.50	<0.40	<0.40	<0.20	<0.20	<0.20	<0.22	<0.30										
Trichloroethene	<50	<1	<1	<1	<1	<1	<0.2	<0.3	<0.3	<0.3	<0.20	<0.3	<0.60	<0.60	<0.60	<0.15	<0.15	<0.15	<0.15	<0.15	<0.21	<0.40										
Trichlorofluoromethane		<1	<1	<1	<1	<1	<0.5	<0.6	<0.6	<0.4	<0.20	<0.4	<0.40	<0.40	<0.40	<0.50	<0.70	<0.40	<0.40	<0.40	<0.20	<0.40										
Vinyl acetate	<100															<8.0	<1.7	<1.1	<1.1	<1.1	<3.0	<4.0										
Vinyl chloride	<100	<1	<1	<1	<1	<1	<0.3	<0.5	<0.5	<0.4	<0.10	<0.4	<0.30	<0.30	<0.30	<0.12	<0.15	<0.15	<0.15	<0.15	<0.18	<0.19										
Xylene, m & p-		<2	<2	<2	<2	<2	<0.4	<0.3	<0.3	<0.2	<0.20	<0.2	<0.60	<0.60	<0.60	<1.0	<0.9	<0.50	<0.50	<0.50	<0.50	<0.60	<0.90	<1.0	<1.1	<0.80	<0.80	<0.80	<0.80	<0.80	<0.80	
Xylene, o-		<1	<1	<1	<1	<1	<0.2	<0.5	<0.5	<0.1	<0.10	<0.1	<0.50	<0.50	<0.50	<0.40	<0.60	<0.50	<0.50	<0.50	<0.24	<0.29	<0.50	<0.50	<0.50	<0.40	<0.40	<0.40	<0.40	<0.40	<0.40	
Xylenes, Total	<50															<1.5	<1.0	<1.0	<1.0	<1.0	<0.89	<1.4	<1.5	<1.6	<1.2	<1.2	<1.2	<1.2	<1.2	<1.2	<1.2	

Prepared By: T. Dushak, 8/5/21

Checked by: A. Voit, 11/24/21

NOTES:

All Units are in ug/L

Bold values indicate detections

A = Analyte averaged calibration criteria within acceptable limits

B = Analyte detected in associated Method Blank

M = Matrix spike or matrix spike duplicate outside acceptance limits.

J = Estimated Value

Q = Lab Control Sample outside acceptance limits

* = Suspected methylene chloride laboratory contamination.

Volatile Organic Compounds - Historical Data
WAULECO, INC - Wausau Facility
Well - W33

Parameter	06/25/92	06/30/93	12/28/93	06/22/94	07/05/95	08/07/02	07/24/03	07/14/04	07/21/05	07/11/07	07/24/08	07/07/09	07/15/10	07/25/11	07/19/12	07/08/13	07/07/14	07/09/15	07/12/16	07/18/17	07/19/18	07/15/19	07/14/20	07/14/21
1,1,1,2-Tetrachloroethane			<1	<1		<90	<45	<45	<25	<30	<30	<30	<6.0	<0.80										
1,1,1-Trichloroethane	<50	<1	<1	<1	<1	<50	110	<25	<30	<30	<30	<30	<5.3	<0.58										
1,1,2,2-Tetrachloroethane	<50	<1	<1	<1	<1	<80	<40	<40	<7.5	<7.0	<7.0	<7.0	<4.8	<0.60										
1,1,2-Trichloroethane	<50	<1	<1	<1	<1	<90	<45	<45	<20	<25	<25	<25	<6.5	<0.60										
1,1-Dichloroethane	<50	<1	<1	<1	<1	<50	<25	<25	<25	<20	<20	<20	<5.0	<0.56										
1,1-Dichloroethene	<50	<1	<1	<1	<1	<40	<20	<20	<25	<20	<20	<20	<6.0	<0.58										
1,1-Dichloropropene			<1	<1	<1	<50	<25	<25	<25	<25	<25	<25	<6.0	<0.80										
1,2,3-Trichlorobenzene		<1	<1	<1	<1	<50	<25	<25	<30	<25	<25	<25	<7.5	<0.80										
1,2,3-Trichloropropane			<1	<1	<1	<80	<40	<40	<30	<15	<15	<15	<5.3	<0.80										
1,2,4-Trichlorobenzene		<1	<1	<1	<1	<50	<25	<25	<35	<20	<20	<20	<7.5	<0.60										
1,2,4-Trimethylbenzene		<1	10	4.8		1700	1400	1200	1400	1600	2800	1300	1200	100		210	230	120	170	270	170	8.5	53	48
1,2-Dibromo-3-chloropropane		<3	<3	<3	<3	<40	<20	<20	<55	<20	<20	<20	<10	<1.0										
1,2-Dibromoethane		<2	<2	<2	<2	<30	<15	<15	<30	<6.5	<6.5	<6.5	<4.0	<0.60										
1,2-Dichlorobenzene		<1	<1	<1	<1	<70	<35	<35	<25	<20	<20	<20	<5.8	<0.80										
1,2-Dichloroethane	<50	<1	<1	<1	<1	<90	<45	<45	<25	<15	<15	<15	<7.5	<0.60										
cis-1,2-Dichloroethene		<1	<1	<1	<1	<50	<25	<25	<30	<20	<20	<20	<6.3	<0.60										
trans-1,2-Dichloroethene	<50	<1	<1	<1	<1	<40	<20	<20	<30	<25	<25	<25	<6.3	<0.60										
1,2-Dichloropropane	<50	<1	<1	<1	<1	<40	<20	<20	<25	<11	<11	<11	<5.5	<0.58										
1,3,5-Trimethylbenzene		<1	<1	<1	<1	2900	1500	820	730	1100	1000	770	650	65										
1,3-Dichlorobenzene		<1	<1	<1	<1	<50	<25	<25	<25	<20	<20	<20	<6.5	<0.60										
cis-1,3-Dichloropropene	<50		<1	<1	<1	<60	<30	<30	<6	<7.0	<7.0	<7.0	<4.8	<0.56										
1,3-Dichloropropane		<1	<1	<1	<1	<120	<60	<35	<30	<9.5	<9.5	<9.5	<5.8	<0.60										
trans-1,3-Dichloropropene	<50		<1	<1	<1	<70	<35	<60	<7	<7.0	<7.0	<7.0	<4.8	<0.60										
1,4-Dichlorobenzene		<1	<1	<1	<1	<50	<25	<25	<25	<25	<25	<25	<5.8	<0.60										
2,2-Dichloropropane		<1	<1	<1	<1	<60	<30	<30	<30	<15	<15	<15	<6.3	<0.56										
2-Butanone (MEK)	<100								<350	<200	<200	<200	<60	<6.0										
2-Chloroethyl vinyl ether					<10																			
2-Chlorotoluene		<1	<1	<1	<1	<60	<30	<30	<25	<15	<15	<15	<5.5	<0.60										
2-Hexanone	<100								<350	<200	<200	<200	<100	<8.0										
4-Chlorotoluene		<1	<1	<1	<1	<60	<30	<30	<20	<15	<15	<15	<5.3	<0.58										
4-Methyl-2-Pentanone (MIBK)	<100								<350	<150	<150	<150	<75	<6.0										
Acetone	<100								<450	<350	<350	<350	<130	<10										
Benzene	<50	<1	1.5	<1	2.3	82	<20	<20	<20	<8.0	<8.0	<8.0	<4.8	<0.60										
Bromobenzene		<1	<1	<1	<1	<50	<25	<25	<25	<15	<15	<15	<5.0Q	<0.60										
Bromochloromethane			<1	<1	<1	<50	<25	<25	<25	<11	<11	<11	<5.5	<0.80										
Bromodichloromethane	<50	<1	<1	<1	<1	<40	<20	<20	<6.5	<9.5	<9.5	<9.5	<5.0	<0.60										
Bromoform	<50		<1	<1	<1	<60	<30	<30	<25	<25	<25	<25	<5.5	<0.48										
Bromomethane	<100		<2	<2	<2	<80	<40	<40	<40	<20	<20	<20	<13	<0.60										
n-Butylbenzene		<1	1.4	<1	<1	1800	1100	380	140	150	110	62	45	11										
sec-Butylbenzene		<1	<1	<1	<1	520	220	89	50	120	90	49	50	7.1										
tert-Butylbenzene		<1	<1	<1	<1	<50	<25	<25	<25	29	26	14	7.7	3.2										
Carbon disulfide	<50								<55	<25	<25	<25	<13	<1.2										
Carbon tetrachloride	<50	<1	<1	<1	<1	<60	<30	<30	<25	<20	<20	<20	<5.8	<0.80										
Chlorobenzene	<50	<1	<1	<1	<1	<80	<40	<40	<25	<15	<15	<15	<6.0	<0.60										
Chlorodibromomethane	<50	<1	<1	<1	<1	<40	<20	<20	<30	<12	<12	<12	<4.8	<0.52										
Chloroethane	<100	<2	<2	<2	<2	<50	<25	<25	<35	<20	<20	<20	<10	<0.60										
Chloroform	<50	<1	<1	<1	<1	<60	<30	<30	<25	<11	<11	<11	<3.8	12										
Chloromethane	<100	<2	<2	<2	<2	<40	<20	<20	<12	<15	<15	<15	<10	<0.80										
Dibromomethane			<1	<1	<1	<50	<25	<25	<35	<20	<20	<20	<6.0	<0.60										
Dichlorodifluoromethane		<2	<2	<2	<2	<50	<25	<25	<30	<20	<20	<20	<6.5	<0.60										
Diisopropyl Ether		<1				<50	<25	<25	<25	<25	<25	<25	<5.0	<0.60										
Ethylbenzene	<50	<1	<1	<1	1.2	110	<25	<25	<25	19	20	15	19	<0.58										
Hexachlorobutadiene		<1	<1	<1	<1	<50	<25	<25	<30	<30	<30	<30	<7.5	<0.80										
Isopropylbenzene		<1	1.7	<1	<1	400	110	70 J	38	58	67	37	17	2.7										
p-Isopropyltoluene		<1	<1	<1	<1	550	270	110	77	160	130	75	48	11										

Volatile Organic Compounds - Historical Data
WAULECO, INC - Wausau Facility
Well - W33

Parameter	06/25/92	06/30/93	12/28/93	06/22/94	07/05/95	08/07/02	07/24/03	07/14/04	07/21/05	07/11/07	07/24/08	07/07/09	07/15/10	07/25/11	07/19/12	07/08/13	07/07/14	07/09/15	07/12/16	07/18/17	07/19/18	07/15/19	07/14/20	07/14/21
Methyl tert-butyl ether		<1				<50	<25	<25	<30	<12	<12	<12	<7.3	<0.60										
Methylene chloride	<50	<3	<3	<3	<3	<100	<50	230 A,B,Q	35	<25	<25	<25	33	1.8 B										
Naphthalene	<10	<1	1.6	<1	2.3	<50	190	120	110 A	160	140	120	140	7.2	5.6	19	19	9.4	9.7	15	8.3	1.6	<0.90	2.3
n-Propylbenzene		<1	1.7	<1		490	210	80	58	97	100	61	97	4.4										
Styrene	<50		<1	<1		<50	430	<25	<25	<15	<15	<15	<5.0	<0.60										
Tetrachloroethene	<50	<1	<1	<1	<1	160	<25	<25	<20	<20	<20	<20	7.7	<0.60										
Tetrahydrofuran									<350	<200	<200	<200	<75	<8.0										
Toluene	<50	<1	<1	<1	<1	100	<25	<25	<20	<10	11	<10	<5.5	<0.60										
Trichloroethene	<50	3.4	10	3.1	20	<60	<30	<30	<7.5	<7.5	<7.5	<7.5	<5.3	<0.80										
Trichlorofluoromethane		<1	<1	<1	<1	<40	<20	<20	<25	<20	<20	<20	<5.0	<0.80										
Vinyl acetate	<100								<400	<55	<55	<55	<75	<8.0										
Vinyl chloride	<100	<1	<1	<1	<1	<30	<15	<15	<6.0	<7.5	<7.5	<7.5	<4.5	<0.38										
Xylene, m & p-		<2	<2	<2	<2	590	260	110	110	170	230	160	130	1.9	<9.0	<5.0	<5.5	12	<8.0	4.1	<0.8	1.7	2.1	
Xylene, o-		<1	3.7	<1	6.5	2200	740	570	360	430	490	370	310	9.3	42	52	43	54	25	38	5.1	8.8	18	
Xylenes, Total	<50								470	600	720	530	440	11.2	42	52	43	66	25	42.1	5.1	10.5	20.1	

Prepared By: T. Dushek, 8/5/21

Checked by: A. Voit, 11/24/21

NOTES:

All Units are in ug/L

Bold values indicate detections

A = Analyte averaged calibration criteria within acceptable limits

B = Analyte detected in associated Method Blank

M = Matrix spike or matrix spike duplicate outside acceptance limits.

J = Estimated Value

Q = Lab Control Sample outside acceptance limits

* = Suspected methylene chloride laboratory contamination.

Volatile Organic Compounds - Historical Data
 WAULECO, INC - Wausau Facility
 Well - W36

Parameter	08/03/92	09/17/92	07/10/96	07/11/97	06/25/98	06/09/99	07/18/00	01/31/01	07/11/01	08/06/02	07/22/03	07/14/04	07/21/05	07/18/06	07/10/07	7/10/2007 Duplicate	07/23/08	07/06/09	07/14/10	07/19/11	07/09/12	07/02/13	07/09/14	07/07/15	07/06/16	07/11/17	07/12/18	07/09/19	07/08/20	07/07/21	
1,1,1,2-Tetrachloroethane			<1	<0.1	<0.3	<0.3	<0.4	<0.20	<0.4	<0.90	<0.90	<0.90	<0.50	<0.70	<0.60	<0.60	<0.60	<0.60	<0.24	<0.40											
1,1,1-Trichloroethane	<50	<50	<1	<0.3	<0.3	<0.3	<0.3	<0.20	<0.3	<0.50	<0.50	<0.50	<0.60	<0.50	<0.60	<0.60	<0.60	<0.60	<0.21	<0.29											
1,1,1,2,2-Tetrachloroethane	<50	<50	<1	<0.2	<0.2	<0.2	<0.4	<0.20	<0.4	<0.80	<0.80	<0.80	<0.15	<0.13	<0.14	<0.14	<0.14	<0.14	<0.14	<0.19	<0.30										
1,1,2-Trichloroethane	<50	<50	<1	<1	<0.2	<0.2	<0.2	<0.10	<0.2	<0.90	<0.90	<0.90	<0.40	<0.50	<0.50	<0.50	<0.50	<0.50	<0.26	<0.30											
1,1-Dichloroethane	<50	<50	<1	<0.2	<0.2	<0.2	<0.4	<0.10	<0.4	<0.50	<0.50	<0.50	<0.50	<0.40	<0.40	<0.40	<0.40	<0.40	<0.20	<0.28											
1,1-Dichloroethene	<50	<50	<1	<0.4	<0.2	<0.2	<0.9	<0.20	<0.9	<0.40	<0.40	<0.40	<0.50	<0.30	<0.40	<0.40	<0.40	<0.40	<0.24	<0.29											
1,1-Dichloropropene			<1	<0.2	<0.3	<0.3	<0.4	<0.20	<0.4	<0.50	<0.50	<0.50	<0.50	<0.60	<0.50	<0.50	<0.50	<0.50	<0.24	<0.40											
1,2,3-Trichlorobenzene			<1	<0.5	<0.4	<0.4	<0.5	<0.30	<0.5	<0.50	<0.50	<0.50	<0.60	<0.50	<0.50	<0.50	<0.50	<0.50	<0.30	<0.40											
1,2,3-Trichloropropane			<1	<0.3	<0.2	<0.2	<0.3	<0.10	<0.3	<0.80	<0.80	<0.80	<0.60	<0.70	<0.60	<0.60	<0.60	<0.30	<0.21	<0.40											
1,2,4-Trichlorobenzene			<1	<0.5	<0.3	<0.3	<0.5	<0.30	<0.5	<0.50	<0.50	<0.50	<0.50	<0.70	<0.70	<0.40	<0.40	<0.40	<0.3	<0.30											
1,2,4-Trimethylbenzene			637.5	130	180	7.45	15	0.50	0.84	3.3	<0.50	7.4	<0.40	<0.50	<0.24	<0.24	<0.24	<0.24	1.2	<0.30		<0.40	<0.60	<0.50	0.58	0.5	<0.40	<0.40	<0.40	<0.40	
1,2-Dibromo-3-chloropropane			<3	<0.3	<0.3	<0.3	<0.3	<0.40	<0.3	<0.40	<0.40	<0.40	<1.1	<0.30	<0.40	<0.40	<0.40	<0.40	<0.40	<0.50											
1,2-Dibromoethane			<2	<0.2	<0.4	<0.4	<0.3	<0.10	<0.3	<0.30	<0.30	<0.30	<0.60	<0.50	<0.13	<0.13	<0.13	<0.13	<0.16	<0.30											
1,2-Dichlorobenzene			<1	<0.3	<0.3	<0.3	<0.3	<0.20	<0.3	<0.70	<0.70	<0.70	<0.50	<0.50	<0.40	<0.40	<0.40	<0.40	<0.23	<0.40											
1,2-Dichloroethane	<50	<50	<1	<0.2	<0.2	<0.2	<0.4	<0.20	<0.4	<0.90	<0.90	<0.90	<0.50	<0.50	<0.30	<0.30	<0.30	<0.30	<0.30	<0.30											
cis-1,2-Dichloroethene			<1	<0.2	<0.2	<0.2	<0.4	<0.20	<0.4	<0.50	<0.50	<0.50	<0.60	<0.40	<0.40	<0.40	<0.40	<0.40	<0.25	<0.30											
trans-1,2-Dichloroethene	<50	<50	<1	<0.2	<0.3	<0.3	<0.8	<0.10	<0.8	<0.40	<0.40	<0.40	<0.60	<0.40	<0.50	<0.50	<0.50	<0.50	<0.25	<0.30											
1,2-Dichloropropane	<50	<50	<1	<0.1	<0.2	<0.2	<0.3	<0.20	<0.3	<0.40	<0.40	<0.40	<0.50	<0.50	<0.21	<0.21	<0.21	<0.21	<0.22	<0.29											
1,3,5-Trimethylbenzene			122.2	44	77	3.9	6.15	0.20	1.3	1.4	<0.50	4.0	<0.50	<0.19	<0.19	<0.19	<0.19	<0.19	0.35	<0.30											
1,3-Dichlorobenzene			<1	<0.7	<0.4	<0.4	<0.4	<0.10	<0.4	<0.50	<0.50	<0.50	<0.50	<0.40	<0.40	<0.40	<0.40	<0.40	<0.26	<0.30											
cis-1,3-Dichloropropene	<50	<50	<1	<0.3	<0.3	<0.3	<0.2	<0.10	<0.2	<0.60	<0.60	<0.60	<0.12	<0.14	<0.14	<0.14	<0.14	<0.14	<0.19	<0.28											
1,3-Dichloropropane			<1	<0.3	<0.6	<0.6	<0.4	<0.10	<0.4	<1.2	<1.2	<1.2	<0.60	<0.19	<0.19	<0.19	<0.19	<0.19	<0.23	<0.30											
trans-1,3-Dichloropropene	<50	<50	<1	<0.2	<0.2	<0.2	<0.5	<0.10	<0.5	<0.70	<0.70	<0.70	<0.70	<0.14	<0.14	<0.14	<0.14	<0.14	<0.19	<0.30											
1,4-Dichlorobenzene			<1	<0.3	<0.3	<0.3	<0.4	<0.10	<0.4	<0.50	<0.50	<0.50	<0.50	<0.60	<0.50	<0.50	<0.50	<0.50	<0.23	<0.30											
2,2-Dichloropropane			<1	<0.2	<0.5	<0.5	<0.2	<0.20	<0.2	<0.60	<0.60	<0.60	<0.60	<0.60	<0.30	<0.30	<0.30	<0.30	<0.25	<0.28											
2-Butanone (MEK)	<100	<100											<7.0	<5.0	<4.0	<4.0	<4.0	<4.0	<2.4	<3.0											
2-Chloroethyl vinyl ether																															
2-Chlorotoluene			<1	<0.4	<0.3	<0.3	<0.4	<0.10	<0.4	<0.60	<0.60	<0.60	<0.50	<0.50	<0.30	<0.30	<0.30	<0.30	<0.22	<0.30											
2-Hexanone	<100	<100											<7.0	<8.0	<4.0	<4.0	<4.0	<4.0	<4.0	<4.0											
4-Chlorotoluene			<1	<0.3	<0.3	<0.3	<0.3	<0.20	<0.3	<0.60	<0.60	<0.60	<0.40	<0.60	<0.30	<0.30	<0.30	<0.30	<0.21	<0.29											
4-Methyl-2-Pentanone (MIBK)	<100	<100											<7.0	<6.0	<3.0	<3.0	<3.0	<3.0	<3.0	<3.0											
Acetone	<100	<100											<9.0	<10.0	<7.0	<7.0	<7.0	<7.0	<5.0	<5.0											
Benzene	<50	<50	<1	<0.2	<0.3	<0.3	<0.1	<0.10	<0.1	<0.40	<0.40	<0.40	<0.40	<0.16	<0.16	<0.16	<0.16	<0.16	<0.19	<0.30											
Bromobenzene			<1	<0.3	<0.2	<0.2	<0.5	<0.10	<0.5	<0.50	<0.50	<0.50	<0.50	<0.60	<0.30	<0.30	<0.30	<0.30	<0.20Q	<0.30											
Bromochloromethane			<1	<0.4	<0.2	<0.2	<0.4	<0.10	<0.4	<0.50	<0.50	<0.50	<0.50	<0.70	<0.21	<0.21	<0.21	<0.21	<0.22	<0.40											
Bromodichloromethane	<50	<50	<1	<0.2	<0.2	<0.2	<0.2	0.33	<0.2	<0.40	<0.40	<0.40	<0.13	<0.15	<0.19	<0.19	<0.19	<0.19	<0.20	<0.30											

Volatile Organic Compounds - Historical Data
WAULECO, INC - Wausau Facility
Well - W36

Parameter	08/03/92	09/17/92	07/10/96	07/11/97	06/25/98	06/09/99	07/18/00	01/31/01	07/11/01	08/06/02	07/22/03	07/14/04	07/21/05	07/18/06	07/10/07	7/10/2007 Duplicate	07/23/08	07/06/09	07/14/10	07/19/11	07/09/12	07/02/13	07/09/14	07/07/15	07/06/16	07/11/17	07/12/18	07/09/19	07/08/20	07/07/21	
Bromoform	<50	<50	<1	<0.3	<0.2	<0.2	<0.1	<0.20	<0.1	<0.60	<0.60	<0.60	<0.50	<0.21	<0.50	<0.50	<0.50	<0.50	<0.22	<0.24											
Bromomethane	<100	<100	<2	<0.3	<0.9	<0.9	<0.4	<0.40	<0.4	<0.80	<0.80	<0.80	<0.80	<0.90	<0.40	<0.40	<0.40	<0.40	<0.50	<0.30											
n-Butylbenzene			137.3	12	56	4.7	7.1	<0.10	<0.4	2.2	1.4	6.5	<0.60	<0.40	<0.24	<0.24	<0.24	<0.24	<0.24	<0.23	<0.29										
sec-Butylbenzene			22.7	7	25	2.25	3.3	0.48	<0.3	0.64	<0.50	1.7	<0.50	<0.50	<0.29	<0.29	<0.29	<0.29	0.53	<0.30											
tert-Butylbenzene			<1	<0.3	<0.3	2.75	0.85	0.10	<0.1	<0.50	<0.50	1.4 J	<0.50	<0.50	<0.23	<0.23	<0.23	<0.23	<0.20	<0.40											
Carbon disulfide	<50	<50											<1.1	<1.0	<0.50	<0.50	<0.50	<0.50	<0.50	<0.60											
Carbon tetrachloride	<50	<50	<1	<0.2	<0.4	<0.4	<0.3	<0.10	<0.3	<0.60	<0.60	<0.60	<0.50	<0.50	<0.40	<0.40	<0.40	<0.40	<0.23	<0.40											
Chlorobenzene	<50	<50	<1	<0.3	<0.3	<0.3	<0.3	<0.10	<0.3	<0.80	<0.80	<0.80	<0.50	<0.40	<0.30	<0.30	<0.30	<0.30	<0.24	<0.30											
Chlorodibromomethane	<50	<50	<1	<0.3	<0.3	<0.3	<0.4	<0.20	<0.4	<0.40	<0.40	<0.40	<0.60	<0.60	<0.23	<0.23	<0.23	<0.23	<0.19	<0.26											
Chloroethane	<100	<100	<2	<0.4	<0.8	<0.8	<0.5	<0.40	<0.5	<0.50	<0.50	<0.50	<0.70	<0.60	<0.40	<0.40	<0.40	<0.40	<0.40	<0.30											
Chloroform	<50	<50	12.5	24	14	7.7	4.75	5.7	4.1	4.5	2.1	1.8 J	1.6	1.3	1.7	1.6	1.3	0.63	0.55	0.65											
Chloromethane	<100	<100	<2	<0.7	<0.9	<0.9	<0.3	<0.20	<0.3	<0.40	<0.40	<0.40	<0.24	<0.30	<0.30	<0.30	<0.30	0.70B	<0.40	<0.40											
Dibromomethane			<1	<0.1	<0.2	<0.2	<0.4	<0.20	<0.4	<0.50	<0.50	<0.50	<0.70	<0.80	<0.40	<0.40	<0.40	<0.40	<0.24	<0.30											
Dichlorodifluoromethane			<2	<0.3	<1.2	<0.5	<0.5	<0.10	<0.5	<0.50	<0.50	<0.50	<0.60	<0.29	<0.40	<0.40	<0.40	<0.40	<0.26	<0.30											
Diisopropyl Ether						<0.3	<0.1	<0.10	<0.1	<0.50	<0.50	<0.50	<0.50	<0.40	<0.50	<0.50	<0.50	<0.50	<0.20	<0.30											
Ethylbenzene	<50	<50	<1	<0.2	<0.2	<0.2	<0.1	<0.10	<0.1	<0.50	<0.50	<0.50	<0.50	<0.28	<0.28	<0.28	<0.28	<0.28	<0.22	<0.29											
Hexachlorobutadiene			<1	<0.5	<0.6	<0.6	<0.6	<0.20	<0.6	<0.50	<0.50	<0.50	<0.60	<0.90	<0.60	<0.60	<0.60	<0.60	<0.30	<0.40											
Isopropylbenzene			36.0	6.5	23	3.4	1.55	0.25	<0.1	<0.50	<0.50	1.6	<0.40	<0.60	<0.20	<0.20	<0.20	<0.20	<0.18	<0.30											
p-Isopropyltoluene			22.0	<0.4	25	1.3	2.7	0.28	<0.2	0.59	<0.50	1.8	<0.40	<0.40	<0.17	<0.17	<0.17	<0.17	<0.23	<0.30											
Methyl tert-butyl ether						<0.2	<1.1	<0.30	<1.1	<0.50	<0.50	<0.50	<0.60	<0.40	<0.23	<0.23	<0.23	<0.23	<0.29	<0.30											
Methylene chloride	<50	113	<3	<0.3	<0.5	<0.5	<1.9	<0.40	<1.9	<1.0	<1.0	2.9 J,A,B,Q	<0.40	<1.0	<0.50	<0.50	<0.50	<0.50	<0.40	<0.40											
Naphthalene	71.8	<10	123.1	12	25	2.8	3.3	0.48	<0.3	0.7	<0.50	2.3	<0.40	<0.40	<0.20	<0.20	<0.20	<0.20	<0.20	<0.30	<0.32	<0.50	<1.2	<0.50	<0.90	<0.90	<0.90	<0.90	<0.90	<0.90	<0.90
n-Propylbenzene			123.1	12	25	2.8	3.3	0.48	<0.3	0.7	<0.50	2.3	<0.40	<0.40	<0.20	<0.20	<0.20	<0.20	<0.20	<0.30											
Styrene	<50	<50	<1	<0.2	<0.2	<0.2	<0.2	<0.10	<0.2	0.61	1.3	4.8	<0.50	<0.50	<0.30	<0.30	<0.30	<0.30	<0.20	<0.30											
Tetrachloroethene	<50	<50	<1	<0.3	<0.6	<0.6	<0.4	0.12	<0.4	<0.50	<0.50	1.4 J	<0.40	<0.29	<0.40	<0.40	<0.40	<0.40	<0.30	<0.30											
Tetrahydrofuran													<7.0	<7.0	<4.0	<4.0	<4.0	<4.0	<3.0	<4.0											
Toluene	<50	<50	<1	<0.2	<0.2	<0.2	<0.1	<0.20	<0.1	<0.50	<0.50	<0.50	<0.40	<0.40	<0.20	<0.20	<0.20	<0.20	<0.22	<0.30											
Trichloroethene	<50	<50	4.4	6	<0.3	4.4	3.75	3.0	1.6	1.5	1.2	0.9 J	1.2	0.81	0.94	0.73	0.7	1.4	1.5	0.94											
Trichlorofluoromethane			<1	<0.5	<0.6	<0.6	<0.4	<0.20	<0.4	<0.40	<0.40	<0.40	<0.50	<0.70	<0.40	<0.40	<0.40	<0.40	<0.20	<0.40											
Vinyl acetate	<100	<100											<8.0	<1.7	<1.1	<1.1	<1.1	<1.1	<3.0	<4.0											
Vinyl chloride	<100	<100	<1	<0.3	<0.5	<0.5	<0.4	<0.10	<0.4	<0.30	<0.30	<0.30	<0.12	<0.15	<0.15	<0.15	<0.15	<0.15	<0.18	<0.19											
Xylene, m & p-			<200	4.5	<0.3	0.6	0.59	<0.20	<0.2	<0.60	<0.60	<0.60	<1.0	<0.9	<0.50	<0.50	<0.50	<0.50	<0.60	<0.60	<0.90	<1.0	<1.1	<0.80	<0.80	<0.80	<0.80	<0.80	<0.80	<0.80	
Xylene, o-			201.6	32	<0.5	<0.5	1.55	<0.10	0.28	0.84	<0.50	<0.50	<0.40	<0.60	<0.50	<0.50	<0.50	<0.50	<0.24	<0.29											
Xylenes, Total	297	447												<1.5	<1.0	<1.0	<1.0	<1.0	<1.0	<0.89											

Prepared By: T. Dushek, 8/5/21

Checked by: A. Voit, 11/24/21

NOTES:

All Units are in ug/L

Bold values indicate detections

A = Analyte averaged calibration criteria within acceptable limits

B = Analyte detected in associated Method Blank

M = Matrix spike or matrix spike duplicate outside acceptance limits.

J = Estimated Value

Q = Lab Control Sample outside acceptance limits

* = Suspected methylene chloride laboratory contamination.

Volatile Organic Compounds - Historical Data
WAULECO, INC - Wausau Facility
Well - W39

Parameter	06/17/92	06/21/94	07/09/96	07/11/97	06/24/98	06/09/99	07/19/00	07/11/01	08/06/02	07/22/03	07/14/04	07/20/05	07/19/06	7/19/2006 Duplicate	07/11/07	07/24/08	07/07/09	07/14/10	07/25/11	07/10/12	07/08/13	07/08/14	07/09/15	07/07/16	07/17/17	07/12/18
1,1,1,2-Tetrachloroethane		<1	<100	<0.1	<0.3	<3	<20	<20	<18	<9.0	<0.90	<0.50	<0.70	<0.70	<3.0	<6	<3.0	<2.4	<4.0							
1,1,1-Trichloroethane	<50	<1	<100	<0.3	<0.3	<3	<15	<15	<10	<5.0	<0.50	<0.60	<0.50	<0.50	<3.0	<6	<3.0	<2.1	<2.9							
1,1,2,2-Tetrachloroethane	<50	<1	<100	<0.2	<0.2	<2	<20	<20	<16	<8.0	<0.80	<0.15	<0.13	<0.13	<0.70	<1.4	<0.70	<1.9	<3.0							
1,1,2-Trichloroethane	<50	<1	<100	<1	<0.2	<2	<10	<10	<18	<9.0	<0.90	<0.40	<0.50	<0.50	<2.5	<5	<2.5	<2.6	<3.0							
1,1-Dichloroethane	<50	<1	<100	<0.2	<0.2	<2	<20	<20	<10	<5.0	<0.50	<0.50	<0.40	<0.40	<2.0	<4	<2.0	<2.0	<2.8							
1,1-Dichloroethene	<50	<1	<100	<0.4	<0.2	<2	<45	<45	<8.0	<4.0	<0.40	<0.50	<0.30	<0.30	<2.0	<4	<2.0	<2.4	<2.9							
1,1-Dichloropropene		<1	<100	<0.2	<0.3	<3	<20	<20	<10	<5.0	<0.50	<0.50	<0.60	<0.60	<2.5	<5	<2.5	<2.4	<4.0							
1,2,3-Trichlorobenzene		<1	<100	<0.5	<0.4	<4	<25	<25	<10	<5.0	<0.50	<0.60	<0.50	<0.50	<2.5	<5	<2.5	<3.0	<4.0							
1,2,3-Trichloropropane		<1	<100	<0.3	<0.2	<2	<15	<15	<16	<8.0	<0.80	<0.60	<0.70	<0.70	<1.5	<3	<1.5	<2.1	<4.0							
1,2,4-Trichlorobenzene		<1	<100	<0.5	<0.3	<3	<25	<25	<10	<5.0	<0.50	<0.70	<0.70	<0.70	<2.0	<4	<2.0	<3.0	<3.0							
1,2,4-Trimethylbenzene		2400	606.2	1030	440	450	780	1200	530	210	24	8.1	130	79	350	210	390	420	380		150	130	56	130	96	100
1,2-Dibromo-3-chloropropane		<3	<300	<0.3	<0.3	<3	<15	<15	<8.0	<4.0	<0.40	<1.1	<0.30	<0.30	<2.0	<4	<2.0	<4.0	<5.0							
1,2-Dibromoethane		<2	<200	<0.2	<0.4	<4	<15	<15	<6.0	<3.0	<0.30	<0.60	<0.50	<0.50	<0.65	<1.3	<0.65	<1.6	<3.0							
1,2-Dichlorobenzene		<1	<100	<0.3	<0.3	<3	<15	<15	<14	<7.0	<0.70	<0.50	<0.50	<0.50	<2.0	<4	<2.0	<2.3	<4.0							
1,2-Dichloroethane	<50	<1	<100	<0.2	<0.2	<2	<20	<20	<18	<9.0	<0.90	<0.50	<0.50	<0.50	<1.5	<3	<1.5	<3.0	<3.0							
cis-1,2-Dichloroethene		<1	<100	<0.2	<0.2	<2	<20	<20	<10	<5.0	<0.50	<0.60	<0.40	<0.40	<2.0	<4	<2.0	<2.5	<3.0							
trans-1,2-Dichloroethene	<50	<1	<100	<0.2	<0.3	<3	<40	<40	<8.0	<4.0	<0.40	<0.60	<0.40	<0.40	<2.5	<5	<2.5	<2.5	<3.0							
1,2-Dichloropropane	<50	<1	<100	<0.1	<0.2	<2	<15	<15	<8.0	<4.0	<0.40	<0.50	<0.50	<0.50	<1.1	<2.1	<1.1	<2.2	<2.9							
1,3,5-Trimethylbenzene		600	328.24	520	200	330	470	590	600	140	20	7.3	130	81	150	71	190	230	140							
1,3-Dichlorobenzene		<1	<100	<0.7	<0.4	<4	<20	<20	<10	<5.0	<0.50	<0.50	<0.40	<0.40	<2.0	<4	<2.0	<2.6	<3.0							
cis-1,3-Dichloropropene	<50	<1	<100	<0.3	<0.3	<3	<10	<10	<12	<6.0	<0.60	<0.12	<0.14	<0.14	<0.70	<1.4	<0.70	<1.9	<2.8							
1,3-Dichloropropane		<1	<100	<0.3	<0.6	<6	<20	<25	<24	<12	<1.2	<0.60	<0.19	<0.19	<0.95	<1.9	<0.95	<2.3	<3.0							
trans-1,3-Dichloropropene	<50	<1	<100	<0.2	<0.2	<2	<25	<25	<14	<7.0	<0.70	<0.14	<0.14	<0.14	<0.70	<1.4	<0.70	<1.9	<3.0							
1,4-Dichlorobenzene		<1	<100	<0.3	<0.3	<3	<20	<20	<10	<5.0	<0.50	<0.50	<0.60	<0.60	<2.5	<5	<2.5	<2.3	<3.0							
2,2-Dichloropropane		<1	<100	<0.2	<0.5	<5	<10	<10	<12	<6.0	<0.60	<0.60	<0.60	<0.60	<1.5	<3	<1.5	<2.5	<2.8							
2-Butanone (MEK)	<100											<7.0	<5.0	<5.0	<20	<40	<20	<24	<30							
2-Chlorethyl vinyl ether																										
2-Chlorotoluene		<1	<100	<0.4	<0.3	<3	<20	<20	<12	<6.0	<0.60	<0.50	<0.50	<0.50	<1.5	<3	<1.5	<2.2	<3.0							
2-Hexanone	<100											<7.0	<8.0	<8.0	<20	<40	<20	<40	<40							
4-Chlorotoluene		<1	<100	<0.3	<0.3	<3	<15	<15	<12	<6.0	<0.60	<0.40	<0.60	<0.60	<1.5	<3	<1.5	<2.1	<2.9							
4-Methyl-2-Pentanone (MIBK)	<100											<7.0	<6.0	<6.0	<15	<30	<15	<30	<30							
Acetone	190											<9.0	12	16	<35	<70	<35	<50	<50							
Benzene	<50	5.3	<100	<0.2	<0.3	<3	<5	<5.0	<8.0	<4.0	<0.40	<0.40	<0.40	<0.40	<0.80	<1.6	<0.80	<1.9	<3.0							
Bromobenzene		<1	<100	<0.3	<0.2	<2	<25	<25	<10	<5.0	<0.50	<0.50	<0.60	<0.60	<1.5	<3	<1.5	<2.0	<3.0							
Bromochloromethane		<1	<100	<0.4	<0.2	<2	<20	<20	<10	<5.0	<0.50	<0.50	<0.70	<0.70	<1.1	<2.1	<1.1	<2.2	<4.0							
Bromodichloromethane	<50	<1	<100	<0.2	<0.2	<2	<10	<10	<8.0	<4.0	<0.40	<0.13	<0.15	<0.15	<0.95	<1.9	<0.95	<2.0	<3.0							

Volatile Organic Compounds - Historical Data
WAULECO, INC - Wausau Facility
Well - W39

Parameter	06/17/92	06/21/94	07/09/96	07/11/97	06/24/98	06/09/99	07/19/00	07/11/01	08/06/02	07/22/03	07/14/04	07/20/05	07/19/06	7/19/2006 Duplicate	07/11/07	07/24/08	07/07/09	07/14/10	07/25/11	07/10/12	07/08/13	07/08/14	07/09/15	07/07/16	07/17/17	07/12/18
Bromoform	<50	<1	<100	<0.3	<0.2	<2	<5	<5.0	<12	<6.0	<0.60	<0.50	<0.21	<0.21	<2.5	<5	<2.5	<2.2	<2.4							
Bromomethane	<100	<2	<200	<0.3	<0.9	<9	<20	<20	<16	<8.0	<0.80	<0.80	<0.90	<0.90	<2.0	<4	<2.0	<5.0	<3.0							
n-Butylbenzene		320	631.4	360	130	240	250	350	570	180	37	4.5	19	22	29	15	41	42	12							
sec-Butylbenzene		160	238.3	260	66	66	79	47.7	78	26	9.9	6.1	10	11	21	12	30	27	15							
tert-Butylbenzene		<25	<100	<0.3	<0.3	<3	<5	<5.0	<10	<5.0	7	2.1	7.2	8.4	8.7	4.4	11	5.2	5.6							
Carbon disulfide	<50											<1.1	<1.0	<1.0	<2.5	<5	<2.5	<5.0	<6.0							
Carbon tetrachloride	<50	<1	<100	<0.2	<0.4	<4	<15	<15	<12	<6.0	<0.60	<0.50	<0.50	<0.50	<2.0	<4	<2.0	<2.3	<4.0							
Chlorobenzene	<50	<1	<100	<0.3	<0.3	<3	<15	<15	<16	<8.0	<0.80	<0.50	<0.40	<0.40	<1.5	<3	<1.5	<2.4	<3.0							
Chlorodibromomethane	<50	<1	<100	<0.3	<0.3	<3	<20	<20	<8.0	<4.0	<0.40	<0.60	<0.60	<0.60	<1.2	<2.3	<1.2	<1.9	<2.6							
Chloroethane	<100	<2	<200	<0.4	<0.8	<8	<25	<25	<10	<5.0	<0.50	<0.70	<0.60	<0.60	<2.0	<4	<2.0	<4.0	<3.0							
Chloroform	<50	3.5	<100	<0.2	<0.2	<2	<25	<25	<12	<6.0	<0.60	<0.50	<0.50	<0.50	<1.1	<2.2	<1.1	4.8	5.9							
Chloromethane	<100	<2	<200	<0.7	<0.9	<9	<15	<15	<8.0	<4.0	<0.40	<0.24	<0.30	0.36	<1.5	<3	<1.5	<4.0	<4.0							
Dibromomethane		<1	<100	<0.1	<0.2	<2	<20	<20	<10	<5.0	<0.50	<0.70	<0.80	<0.80	<2.0	<4	<2.0	<2.4	<3.0							
Dichlorodifluoromethane		<2	<200	<0.3	<1.2	<12	<25	<25	<10	<5.0	<0.50	<0.60	<0.29	<0.29	<2.0	<4	<2.0	<2.6	<3.0							
Diisopropyl Ether						<3	<5	<5.0	<10	<5.0	<0.50	<0.50	<0.40	<0.40	<2.5	<5	<2.5	<2.0	<3.0							
Ethylbenzene	69.5	75	<100	<0.2	<0.2	<2	<5	<5.0	<10	<5.0	<0.50	<0.50	<0.50	<0.50	2.2	<2.8	6.8	3.4	3							
Hexachlorobutadiene		<1	<100	<0.5	<0.6	<6	<30	<30	<10	<5.0	<0.50	<0.60	<0.90	<0.90	<3.0	<6	<3.0	<3.0	<4.0							
Isopropylbenzene		180	180.87	310	44	27	25	24	33	<5.0	5.7	0.45	0.99	1.2	10	6.7	16	<1.8	15							
p-Isopropyltoluene		<25	<100	480	56	78	78	64	110	37	9.9	4.6	23	27	30	13	42	38	13							
Methyl tert-butyl ether						<2	<55	<55	<10	<5.0	<0.50	<0.60	<0.40	<0.40	<1.2	<2.3	<1.2	<2.9	<3.0							
Methylene chloride	<50	<3	<300	<0.3	<0.5	<5	<95	<95	<20	<10	2.9 J,A,B,Q	<0.40	<1.0	<1.0	2.7	<5	<2.5	10	9.8 B							
Naphthalene	632	160	121.68	<0.8	48	40	84	130	54	<5.0	1.2 J	0.75	5	6.9	35	25	72	30	13	19	21	23	12	19	13	14
n-Propylbenzene		280	<100	710	54	34	41	53	58	14	5.1	0.98	2.1	2.5	16	10	27	17	21							
Styrene	<50	<25	309.4	<0.2	<0.2	<2	<10	<10	63	27	14	<0.50	<0.50	<0.50	<1.5	<3	<1.5	<2.0	<3.0							
Tetrachloroethene	<50	3	<100	<0.3	<0.6	<6	<20	<20	<10	<5.0	5	0.47	1.6	2	<2.0	<4	<2.0	<3.0	<3.0							
Tetrahydrofuran												<7.0	<7.0	<7.0	<20	<40	<20	<30	<40							
Toluene	189	<1	<100	<0.2	<0.2	<2	18	<5.0	<10	<5.0	<0.50	<0.40	<0.40	<0.40	<1.0	<2	<1.0	<2.2	<3.0							
Trichloroethene	<50	19	<100	<0.2	<0.3	<3	<15	<15	<12	<6.0	<0.60	0.31	0.34	0.33	<0.75	<1.5	<0.75	<2.1	<4.0							
Trichlorofluoromethane		<1	<100	<0.5	<0.6	<6	<20	<20	<8.0	<4.0	<0.40	<0.50	<0.70	<0.70	<2.0	<4	<2.0	<2.0	<4.0							
Vinyl acetate	<100											<8.0	<1.7	<1.7	<5.5	<11	<5.5	<30	<40							
Vinyl chloride	<100	<1	<100	<0.3	<0.5	<5	<20	<20	<6.0	<3.0	<0.30	<0.12	<0.15	<0.15	<0.75	<1.5	<0.75	<1.8	<1.9							
Xylene, m & p-		450	<200	90	46	23	87	75	33	6.4	2	<1.0	1.3	1.8	9.3	8.3	22	17	19	<4.5	<5.0	<2.2	6	<4.0	<4.0	
Xylene, o-		600	<100	<0.2	<0.5	87	230	190	82	14	<0.50	0.62	4.6	6.5	38	38	86	76	55		23	18	11	20	13	15
Xylenes, Total	1000											0.62	5.9	8.3	47.3	46.3	108	93	74		23	18	11	26	13	15

Prepared By: T. Dushek, 12/5/18

Checked by: A.Voit, 12/16/18

NOTES:

All Units are in ug/L

Bold values indicate detections

A = Analyte averaged calibration criteria within acceptable limits

B = Analyte detected in associated Method Blank

M = Matrix spike or matrix spike duplicate outside acceptance limits.

J = Estimated Value

Q = Lab Control Sample outside acceptance limits

* = Suspected methylene chloride laboratory contamination.

Volatile Organic Compounds - Historical Data
WAULECO, INC - Wausau Facility
Well - W40-W40R

Parameter	07/15/10	07/25/11	07/19/12	07/08/13	07/08/14	07/09/15	07/12/16	07/18/17	07/19/18	07/18/19	07/16/20	7/16/2020 Duplicate	7/14/2021
1,1,1,2-Tetrachloroethane	<2.4	<10											
1,1,1-Trichloroethane	<2.1	<7.3											
1,1,2,2-Tetrachloroethane	<1.9	<7.5											
1,1,2-Trichloroethane	<2.6	<7.5											
1,1-Dichloroethane	<2.0	<7.0											
1,1-Dichloroethene	<2.4	<7.3											
1,1-Dichloropropene	<2.4	<10											
1,2,3-Trichlorobenzene	<3.0	<10											
1,2,3-Trichloropropane	<2.1	<10											
1,2,4-Trichlorobenzene	<3.0	<7.5											
1,2,4-Trimethylbenzene	2000	1700		4300	1600	1400	1400	2200	4400	1200	460	470	510
1,2-Dibromo-3-chloropropane	<4.0	<13											
1,2-Dibromoethane	<1.6	<7.5											
1,2-Dichlorobenzene	<2.3	<10											
1,2-Dichloroethane	<3.0	<7.5											
cis-1,2-Dichloroethene	<2.5	<7.5											
trans-1,2-Dichloroethene	<2.5	<7.5											
1,2-Dichloropropane	<2.2	<7.3											
1,3,5-Trimethylbenzene	590	610											
1,3-Dichlorobenzene	<2.6	<7.5											
cis-1,3-Dichloropropene	<1.9	<7.0											
1,3-Dichloropropane	<2.3	<7.5											
trans-1,3-Dichloropropene	<1.9	<7.5											
1,4-Dichlorobenzene	<2.3	<7.5											
2,2-Dichloropropane	<2.5	<7.0											
2-Butanone (MEK)	<24	<75											
2-Chlorethyl vinyl ether													
2-Chlorotoluene	<2.2	<7.5											
2-Hexanone	<40	<100											
4-Chlorotoluene	<2.1	<7.3											
4-Methyl-2-Pentanone (MIBK)	<30	<75											
Acetone	<50	<130											
Benzene	2.7	<7.5											
Bromobenzene	<2.00	<7.5											
Bromochloromethane	<2.2	<10											
Bromodichloromethane	<2.0	<7.5											
Bromoform	<2.2	<6.0											
Bromomethane	<5.0	<7.5											
n-Butylbenzene	150	73											
sec-Butylbenzene	78	49											
tert-Butylbenzene	22	17											
Carbon disulfide	<5.0	<15											
Carbon tetrachloride	<2.3	<10											
Chlorobenzene	<2.4	<7.5											
Chlorodibromomethane	<1.9	<6.5											
Chloroethane	<4.0	<7.5											
Chloroform	8	6.2											
Chloromethane	<4.0	<10											
Dibromomethane	<2.4	<7.5											
Dichlorodifluoromethane	<2.6	<7.5											
Diisopropyl Ether	<2.0	<7.5											
Ethylbenzene	38	36											
Hexachlorobutadiene	<3.0	<10											
Isopropylbenzene	49	50											

Volatile Organic Compounds - Historical Data
 WAULECO, INC - Wausau Facility
 Well - W40-W40R

Parameter	07/15/10	07/25/11	07/19/12	07/08/13	07/08/14	07/09/15	07/12/16	07/18/17	07/19/18	07/18/19	07/16/20	7/16/2020 Duplicate	7/14/2021
p-Isopropyltoluene	120	83											
Methyl tert-butyl ether	<2.9	<7.5											
Methylene chloride	8.9	31 B											
Naphthalene	170	230	150 M	600	250	200	200	300	580	150	<18	53	53
n-Propylbenzene	100	79											
Styrene	<2.0	<7.5											
Tetrachloroethene	<3.0	<7.5											
Tetrahydrofuran	<30	<100											
Toluene	12	14											
Trichloroethene	21	17											
Trichlorofluoromethane	<2.0	<10											
Vinyl acetate	<30	<100											
Vinyl chloride	<1.8	<4.8											
Xylene, m & p-	160	170		130	<50	66	120	89	100	31	<16	<16	21
Xylene, o-	460	450		680	440	380	450	440	790	270	88	88	82
Xylenes, Total	620	620		810	440	446	570	529	890	301	88	88	103

Prepared By: T. Dushek, 8/5/21

Checked by: A. Voit, 11/24/21

NOTES:

All Units are in ug/L

Bold values indicate detections

A = Analyte averaged calibration criteria within acceptable limits

B = Analyte detected in associated Method Blank

M = Matrix spike or matrix spike duplicate outside acceptance limits.

J = Estimated Value

Q = Lab Control Sample outside acceptance limits

* = Suspected methylene chloride laboratory contamination.

Volatile Organic Compounds - Historical Data
WAULECO, INC - Wausau Facility
Well - W41

Parameter	06/16/92	09/17/92	12/19/92	03/24/93	06/30/93	12/28/93	06/21/94	07/06/95	07/09/96	07/11/97	06/24/98	06/08/99	07/19/00	01/31/01	07/11/01	08/06/02
1,1,1,2-Tetrachloroethane				<1		<1	<1		<10	<0.1	<0.3	∆	∆	<2.0	<2.0	<4.5
1,1,1-Trichloroethane	<50	<50	<5	<1	<100	<1	<1	<20	<10	<0.3	<0.3	∆	∆	<2.0	<1.5	<2.5
1,1,2,2-Tetrachloroethane	<50	<50	<5	<1	<100	<1	<1	<20	<10	<0.2	<0.2	∆	∆	<2.0	<2.0	<4.0
1,1,2-Trichloroethane	<50	<50	<5	<1	<100	<1	<1	<20	<10	<1	<0.2	∆	∆	<1.0	<1.0	<4.5
1,1-Dichloroethane	<50	<50	<5	<1	<100	<1	<1	<20	<10	<0.2	<0.2	∆	∆	<1.0	<2.0	<2.5
1,1-Dichloroethene	<50	<50	<5	<1	<100	<1	<1	<20	<10	<0.4	<0.2	∆	∆	<2.0	<4.5	<2.0
1,1-Dichloropropene				<1		<1	<1		<10	<0.2	<0.3	∆	∆	<2.0	<2.0	<2.5
1,2,3-Trichlorobenzene				<1	<100	<1	<1		<10	<0.5	<0.4	∆	∆	<3.0	<2.5	<2.5
1,2,3-Trichloropropane				<1		<1	<1		<10	<0.3	<0.2	∆	∆	<1.0	<1.5	<4.0
1,2,4-Trichlorobenzene				<1	<100	<1	<1		<10	<0.5	<0.3	∆	∆	<3.0	<2.5	<2.5
1,2,4-Trimethylbenzene				620	2200	110	20		137.7	160	340	310	250	270	200	86
1,2-Dibromo-3-chloropropane				<3	<300	<3	<3		<30	<0.3	<0.3	∆	∆	<4.0	<1.5	<2.0
1,2-Dibromoethane				<2	<200	<2	<2		<20	<0.2	<0.4	∆	∆	<1.0	<1.5	<1.5
1,2-Dichlorobenzene				<1	<100	<1	<1	<20	<10	<0.3	<0.3	∆	∆	<2.0	<1.5	<3.5
1,2-Dichloroethane	<50	<50	<5	<1	<100	<1	<1	<20	<10	<0.2	<0.2	∆	∆	<2.0	<2.0	<4.5
cis-1,2-Dichloroethene				<1	<100	<1	<1	<20	<10	<0.2	<0.2	∆	∆	<2.0	<2.0	<2.5
trans-1,2-Dichloroethene	<50	<50	<5	<1	<100	<1	<1	<20	<10	<0.2	<0.3	∆	∆	<1.0	<4.0	<2.0
1,2-Dichloropropane	<50	<50	<5	<1	<100	<1	<1	<20	<10	<0.1	<0.2	∆	∆	<2.0	<1.5	<2.0
1,3,5-Trimethylbenzene				230	2400	130	400		85.0	140	190	180	140	140	100	47
1,3-Dichlorobenzene				<1	<100	<1	<1	<20	<10	<0.7	<0.4	∆	∆	<1.0	<2.0	<2.5
cis-1,3-Dichloropropene	<50	<50	<5	<1		<1	<1	<20	<10	<0.3	<0.3	∆	∆	<1.0	<1.0	<3.0
1,3-Dichloropropane				<1	<100	<1	<1		<10	<0.3	<0.6	∆	∆	<1.0	<2.0	<6.0
trans-1,3-Dichloropropene	<50	<50	<5	<1		<1	<1	<20	<10	<0.2	<0.2	∆	∆	<1.0	<2.5	<3.5
1,4-Dichlorobenzene				<1	<100	<1	<1	<20	<10	<0.3	<0.3	∆	∆	<1.0	<2.0	<2.5
2,2-Dichloropropane				<1	<100	<1	<1		<10	<0.2	<0.5	∆	∆	<2.0	<1.0	<3.0
2-Butanone (MEK)	<100	<100	38.5													
2-Chloroethyl vinyl ether								<200								
2-Chlorotoluene				<1	<100	<1	<1		<10	<0.4	<0.3	∆	∆	<1.0	<2.0	<3.0
2-Hexanone	<100	<100	<10													
4-Chlorotoluene				<1	<100	<1	<1		<10	<0.3	<0.3	∆	∆	<2.0	<1.5	<3.0
4-Methyl-2-Pentanone (MIBK)	<100	<100	<10													
Acetone	191	123	170													
Benzene	<50	<50	<5	<1	<100	<1	<1	<20	<10	<0.2	<0.3	∆	∆	<1.0	<0.5	<2.0
Bromobenzene				<1	<100	<1	<1		<10	<0.3	<0.2	∆	∆	<1.0	<2.5	<2.5
Bromochloromethane				<1		<1	<1		<10	<0.4	<0.2	∆	∆	<1.0	<2.0	<2.5
Bromodichloromethane	<50	<50	<5	<1	<100	<1	<1	<20	<10	<0.2	<0.2	∆	∆	<1.0	<1.0	<2.0
Bromoform	<50	<50	<5	<1		<1	<1	<20	<10	<0.3	<0.2	∆	∆	<2.0	<0.5	<3.0
Bromomethane	<100	<100	<10	<2		<2	<2	<40	<20	<0.3	<0.9	∆	∆	<4.0	<2.0	<4.0
n-Butylbenzene				230	4800	120	280		128.9	110	170	180	190	18	120	76
sec-Butylbenzene				58	2900	12	13		21.7	<0.3	60	75	47	18	39	15
tert-Butylbenzene				<1	<100	<1	<1		<10	<0.3	40	∆	∆	9.1	<0.5	<2.5
Carbon disulfide	<50	<50	<5													
Carbon tetrachloride	<50	<50	<5	<1	<100	<1	<1	<20	<10	<0.2	<0.4	∆	∆	<1.0	<1.5	<3.0
Chlorobenzene	<50	<50	<5	<1	<100	<1	<1	<20	<10	<0.3	<0.3	∆	∆	<1.0	<1.5	<4.0
Chlorodibromomethane	<50	<50	<5	<1	<100	<1	<1	<20	<10	<0.3	<0.3	∆	∆	<2.0	<2.0	<2.0
Chloroethane	<100	<100	<10	<2	<200	<2	<2	<40	<20	<0.4	<0.8	∆	∆	<4.0	<2.5	<2.5
Chloroform	<50	<50	<5	<1	<100	<1	2.8	<20	<10	<0.2	<0.2	∆	∆	<1.0	<2.5	<3.0

Volatile Organic Compounds - Historical Data
 WAULECO, INC - Wausau Facility
 Well - W41

Parameter	06/16/92	09/17/92	12/19/92	03/24/93	06/30/93	12/28/93	06/21/94	07/06/95	07/09/96	07/11/97	06/24/98	06/08/99	07/19/00	01/31/01	07/11/01	08/06/02
Chloromethane	<100	<100	<10	<2	<200	<2	<2	<40	<20	<0.7	<0.9	<9	<3	<2.0	<1.5	<2.0
Dibromomethane				<1		<1	<1		<10	<0.1	<0.2	<2	<4	<2.0	<2.0	<2.5
Dichlorodifluoromethane				<2	<200	<2	<2		<20	<0.3	<1.2	<12	<5	<1.0	<2.5	<2.5
Diisopropyl Ether					<100							<3	<1	<1.0	<0.5	<2.5
Ethylbenzene	<50	<50	<5	6.3	600	<1	<1	<20	<10	<0.2	<0.2	<2	<1	1.4	<0.5	<2.5
Hexachlorobutadiene				<1	<100	<1	<1	<10	<0.5	<0.6	<6	<6	<6	<2.0	<3.0	<2.5
Isopropylbenzene				57	2000	7.1	14	21.9	<0.2	68	60	22	8.9	35	10	
p-Isopropyltoluene				<1	1200	13	<1	56.0	<0.4	40	160	40	16	39	16	
Methyl tert-butyl ether					<100							<2	<11	<3.0	<5.5	<2.5
Methylene chloride	<50	53.7	<10	<3	<300	<3	<3	<60	<30	<0.3	<0.5	<5	<19	<4.0	<9.5	<5.0
Naphthalene	<103	48.1	52.3	95	630	44	27	52	17.2	<0.8	34	32	19	26	15	4.6
n-Propylbenzene				36	2400	6.6	<1	25.6	110	54	57	32	14	35	12	
Styrene	<50	<50	<5	5.9		<1	<1	<10	<0.2	<0.2	<2	<2	<2	<1.0	<1.0	18
Tetrachloroethene	<50	<50	<5	1.3	<100	3.8	6.5	<20	<10	<0.3	<0.6	<6	<4	1.6	10	4.1
Tetrahydrofuran																
Toluene	<50	<50	<5	7.5	<100	3.6	<1	<20	<10	<0.2	<0.2	<2	4	<2.0	<0.5	<2.5
Trichloroethene	<50	<50	<5	3.8	<100	4	4.4	<20	<10	<0.2	<0.3	<3	<3	<2.0	<1.5	<3.0
Trichlorofluoromethane				<1	<100	<1	<1	<20	<10	<0.5	<0.6	<6	<4	<2.0	<2.0	<2.0
Vinyl acetate	<100	<100	<10													
Vinyl chloride	<100	<100	<10	<1	<100	<1	<1	<20	<10	<0.3	<0.5	<5	<4	<1.0	<2.0	<1.5
Xylene, m & p-				60	500	5	5.8	77	<20	<0.4	48	22	11	7.6	13	4.7
Xylene, o-				190	2700	18	160	140	<10	<0.2	<0.5	140	69	21	<0.5	<2.5
Xylenes, Total	66.2	135	67.3													

Volatile Organic Compounds - Historical Data
WAULECO, INC - Wausau Facility
Well - W41

Parameter	07/22/03	07/13/04	7/13/2004 Duplicate	07/19/05	07/19/06	07/10/07	07/24/08	07/07/09	07/14/10	07/20/11	07/10/12	07/05/13	07/09/14	07/08/15	07/12/16	07/18/17	07/18/18	07/15/19	07/08/20	07/13/21
1,1,1,2-Tetrachloroethane	<4.5	<0.90	<4.5	<10.0	<3.5 *	<3.0	<3.0	<0.60	<0.24	<0.40										
1,1,1-Trichloroethane	<2.5	<0.50	<2.5	<12.0	<2.5 *	<3.0	<3.0	<0.60	<0.21	<0.29										
1,1,2,2-Tetrachloroethane	<4.0	<0.80	<4.0	<3.0	<0.65 *	<0.70	<0.70	<0.14	<0.19	<0.30										
1,1,2-Trichloroethane	<4.5	<0.90	<4.5	<8.0	<2.5 *	<2.5	<2.5	<0.50	<0.26	<0.30										
1,1-Dichloroethane	<2.5	<0.50	<2.5	<10.0	<2.0 *	<2.0	<2.0	<0.40	<0.20	<0.28										
1,1-Dichloroethene	<2.0	<0.40	<2.0	<10.0	<1.5 *	<2.0	<2.0	<0.40	<0.24	<0.29										
1,1-Dichloropropene	<2.5	<0.50	<2.5	<10.0	<3.0 *	<2.5	<2.5	<0.50	<0.24	<0.40										
1,2,3-Trichlorobenzene	<2.5	<0.50	<2.5	<12.0	<2.5 *	<2.5	<2.5	<0.50	<0.30	<0.40										
1,2,3-Trichloropropane	<4.0	<0.80	<4.0	<12.0	<3.5 *	<1.5	<1.5	<0.30	<0.21	<0.40										
1,2,4-Trichlorobenzene	<2.5	<0.50	<2.5	<14.0	<3.5 *	<2.0	<2.0	<0.40	<0.30	<0.30										
1,2,4-Trimethylbenzene	130	4.0	90	220	200 *	1	29	120	49	150		54	170	230	300	160	220	310	290	150
1,2-Dibromo-3-chloropropane	<2.0	<0.40	<2.0	<22.0	<1.5 *	<2.0	<2.0	<0.40	<0.40	<0.50										
1,2-Dibromoethane	<1.5	<0.30	<1.5	<12.0	<2.5 *	<0.65	<0.65	<0.13	<0.16	<0.30										
1,2-Dichlorobenzene	<3.5	<0.70	<3.5	<10.0	<2.5 *	<2.0	<2.0	<0.40	<0.23	<0.40										
1,2-Dichloroethane	<4.5	<0.90	<4.5	<10.0	<2.5 *	<1.5	<1.5	<0.30	<0.30	<0.30										
cis-1,2-Dichloroethene	<2.5	<0.50	<2.5	<12.0	<2.0 *	<2.0	<2.0	<0.40	<0.25	<0.30										
trans-1,2-Dichloroethene	<2.0	<0.40	<2.0	<12.0	<2.0 *	<2.5	<2.5	<0.50	<0.25	<0.30										
1,2-Dichloropropane	<2.0	<0.40	<2.0	<10.0	<2.5 *	<1.1	<1.1	<0.21	<0.22	<0.29										
1,3,5-Trimethylbenzene	75	2.4	55	140	110*	150	27	120	47	60										
1,3-Dichlorobenzene	<2.5	<0.50	<2.5	<10.0	<2.0 *	<2.0	<0.95	<0.40	<0.26	<0.30										
cis-1,3-Dichloropropene	<3.0	<0.60	<3.0	<2.4	<0.75 *	<0.70	<0.70	<0.14	<0.19	<0.28										
1,3-Dichloropropane	<6.0	<1.2	<6.0	<12.0	<2.5 *	<0.95	<0.95	<0.19	<0.23	<0.30										
trans-1,3-Dichloropropene	<3.5	<0.70	<3.5	<2.8	<0.70*	<0.70	<0.70	<0.14	<0.19	<0.30										
1,4-Dichlorobenzene	<2.5	<0.50	<2.5	<10.0	<3.0 *	<2.5	<2.5	<0.50	<0.23	<0.30										
2,2-Dichloropropane	<3.0	<0.60	<3.0	<12.0	<3.0 *	<1.5	<1.5	<0.30	<0.25	<0.28										
2-Butanone (MEK)				<140.0	46 *	27	<20	9.7	2.4	3.8										
2-Chloroethyl vinyl ether																				
2-Chlorotoluene	<3.0	<0.60	<3.0	<10.0	<2.5 *	<1.5	<1.5	<0.30	<0.22	<0.30										
2-Hexanone				<140.0	<40 *	<20	<20	<4.0	<4.0	<4.0										
4-Chlorotoluene	<3.0	<0.60	<3.0	<8.0	<3.0 *	<1.5	<1.5	<0.30	<0.21	<0.29										
4-Methyl-2-Pentanone (MIBK)				<140.0	<30 *	<15	<15	<3.0	<3.0	<3.0										
Acetone				<180.0	55 *	43	<35	<7.0	<5.0	<5.0										
Benzene	<2.0	<0.40	<2.0	<8.0	<2.0 *	<0.80	<0.80	<0.16	<0.19	<0.30										
Bromobenzene	<2.5	<0.50	<2.5	<10.0	<3.0 *	<1.5	<1.5	<0.30	<0.20	<0.30										
Bromochloromethane	<2.5	<0.50	<2.5	<10.0	<3.5 *	<1.1	<1.1	<0.21	<0.22	<0.40										
Bromodichloromethane	<2.0	<0.40	<2.0	<2.6	<0.75 *	<0.95	<0.95	<0.19	<0.20	<0.30										
Bromoform	<3.0	<0.60	<3.0	<10.0	<1.1 *	<2.5	<2.5	<0.50	<0.22	<0.24										
Bromomethane	<4.0	<0.80	<4.0	<16.0	<4.5 *	<2.0	<2.0	<0.40	<0.50	<0.30										
n-Butylbenzene	150	14	64	18	21 *	26	10	28	11	6.1										
sec-Butylbenzene	35	8	21	14	20 *	20	7.4	18	9.2	4.7										
tert-Butylbenzene	<2.5	5.6	<2.5	<10.0	10 *	9.7	2.4	9.4	3.5	4.5										
Carbon disulfide				<22.0	<5.0 *	<2.5	<2.5	<0.50	<0.50	<0.60										
Carbon tetrachloride	<3.0	<0.60	<3.0	<10.0	<2.5 *	<2.0	<2.0	<0.40	<0.23	<0.40										
Chlorobenzene	<4.0	<0.80	<4.0	<10.0	<2.0 *	<1.5	<1.5	<0.30	<0.24	<0.30										
Chlorodibromomethane	<2.0	<0.40	<2.0	<12.0	<3.0 *	<1.2	<1.2	<0.23	<0.19	<0.26										
Chloroethane	<2.5	<0.50	<2.5	<14.0	4.9 *	3.4	<2.0	<0.40	<0.40	<0.30										
Chloroform	<3.0	<0.60	<3.0	<10.0	<2.5 *	<1.1	<1.1	<0.22	<0.15	11										

Volatile Organic Compounds - Historical Data
WAULECO, INC - Wausau Facility
Well - W41

Parameter	07/22/03	07/13/04	7/13/2004 Duplicate	07/19/05	07/19/06	07/10/07	07/24/08	07/07/09	07/14/10	07/20/11	07/10/12	07/05/13	07/09/14	07/08/15	07/12/16	07/18/17	07/18/18	07/15/19	07/08/20	07/13/21
Chloromethane	<2.0	<0.40	<2.0	<4.8	2.3 *	2.8	<1.5	0.68AB	<0.40	<0.40										
Dibromomethane	<2.5	<0.50	<2.5	<14.0	<4.0 *	<2.0	<2.0	<0.40	<0.24	<0.30										
Dichlorodifluoromethane	<2.5	<0.50	<2.5	<12.0	<1.5 *	<2.0	<2.0	<0.40	<0.26	<0.30										
Diisopropyl Ether	<2.5	<0.50	<2.5	<10.0	<2.0 *	<2.5	<2.5	<0.50	<0.20	<0.30										
Ethylbenzene	<2.5	<0.50	<2.5	<10.0	<2.5 *	<1.4	<1.4	0.47	0.41	0.91										
Hexachlorobutadiene	<2.5	<0.50	<2.5	<12.0	<4.5 *	<3.0	<3.0	<0.60	<0.30	<0.40										
Isopropylbenzene	<2.5	0.92 J	18	<8.0	7.4 *	7.1	<1	3.8	0.27	7.7										
p-Isopropyltoluene	42	<0.50	<2.5	19	24 *	23	8.8	22	8.7	3.3										
Methyl tert-butyl ether	<2.5	<0.50	<2.5	<12.0	<2.0 *	<1.2	<1.2	<0.23	<0.29	<0.30										
Methylene chloride	<5.0	3.0 J,A,B,Q	25 A,B,Q	<8.0	19 Q*	12	<2.5	<0.50	<0.40	0.54 B										
Naphthalene	10	0.84 J	5.5 J	<12.0	9.4 *	11	<3.0	5.2	<0.40	22	<1.6 V	25	50	52	42	26	40	38	26	21 Y
n-Propylbenzene	23	0.78 J	16	12	14 *	15	3	8.5	3.7	11										
Styrene	65	2.1	36	<10.0	<2.5 *	<1.5	<1.5	<0.30	<0.20	<0.30										
Tetrachloroethene	9.0	<0.50	5.7 J	<8.0	2.1 *	<2.0	3	2.4	1.8	2.3										
Tetrahydrofuran		0.60		<140	<35 *	<20	<20	<4.0	<3.0	<4.0										
Toluene	<2.5	<0.50	<2.5	<8.0	<2.0 *	<1.0	<1.0	<0.20	<0.22	<0.30										
Trichloroethene	<3.0	<0.15	<3.0	<3.0	<0.75 *	<0.75	<0.75	0.36	<0.21	<0.40										
Trichlorofluoromethane	<2.0	<0.40	<2.0	<10.0	<3.5 *	<2.0	<2.0	<0.40	<0.20	<0.40										
Vinyl acetate				<160	<8.5 *	<5.5	<5.5	<1.1	<3.0	<4.0										
Vinyl chloride	<1.5	<0.30	<1.5	<2.4	<0.75 *	<0.75	<0.75	<0.15	<0.18	<0.19										
Xylene, m & p-	14	<0.60	7.1 J	<20.0	<4.5 *	4.1	<2.5	2.3	2.1	3.6		5.1	6.8	8.1	16	<8.0	6	<8	2.5	<8
Xylene, o-	<2.5	<0.50	<2.5	15	18 *	19	12	17	14	31		57	96	89	110	56	50	45	31	<4.0
Xylenes, Total				15	18 *	23.1	12	19.3	16.1	34.6		62.1	102.8	97.1	126	56	56	45	33.5	<12

Prepared By: T. Dushek, 8/5/21

Checked by: A. Voit, 11/24/21

NOTES:

All Units are in ug/L

Bold values indicate detections

A = Analyte averaged calibration criteria within acceptable limits

B = Analyte detected in associated Method Blank

M = Matrix spike or matrix spike duplicate outside acceptance limits.

J = Estimated Value

Q = Lab Control Sample outside acceptance limits

* = Suspected methylene chloride laboratory contamination.

Volatile Organic Compounds - Historical Data
 WAULECO, INC - Wausau Facility
 Well - W69

Parameter	07/14/04	7/14/2004 Duplicate	07/23/08	07/25/11	07/10/12	07/08/13
1,1,1,2-Tetrachloroethane	<18	<18	<6	<0.80		
1,1,1-Trichloroethane	<10	<10	<6	<0.58		
1,1,2,2-Tetrachloroethane	<16	<16	<1.4	<0.60		
1,1,2-Trichloroethane	<18	<18	<5	<0.60		
1,1-Dichloroethane	<10	<10	<4	<0.56		
1,1-Dichloroethene	<8.0	<8.0	<4	<0.58		
1,1-Dichloropropene	<10	<10	<5	<0.80		
1,2,3-Trichlorobenzene	<10	<10	<5	<0.80		
1,2,3-Trichloropropane	<16	<16	<3	<0.80		
1,2,4-Trichlorobenzene	<10	<10	<4	<0.60		
1,2,4-Trimethylbenzene	740	1700	620	140		210
1,2-Dibromo-3-chloropropane	<8.0	<8.0	<4	<1.0		
1,2-Dibromoethane	<6.0	<6.0	<1.3	<0.60		
1,2-Dichlorobenzene	<14	<14	<4	<0.80		
1,2-Dichloroethane	<18	<18	<3	<0.60		
cis-1,2-Dichloroethene	<10	<10	<4	<0.60		
trans-1,2-Dichloroethene	<8.0	<8.0	<5	<0.60		
1,2-Dichloropropane	<8.0	<8.0	<2.1	<0.58		
1,3,5-Trimethylbenzene	320	820	170	72		
1,3-Dichlorobenzene	<10	<10	<4	<0.60		
cis-1,3-Dichloropropene	<12	<12	<1.4	<0.56		
1,3-Dichloropropane	<24	<24	<1.9	<0.60		
trans-1,3-Dichloropropene	<14	<14	<1.4	<0.60		
1,4-Dichlorobenzene	<10	<10	<5	<0.60		
2,2-Dichloropropane	<12	<12	<3	<0.56		
2-Butanone (MEK)			<40	<6.0		
2-Chloroethyl vinyl ether						
2-Chlorotoluene	<12	<12	<3	<0.60		
2-Hexanone			<40	<8.0		
4-Chlorotoluene	<12	<12	<3	<0.58		
4-Methyl-2-Pentanone (MIBK)			<30	<6.0		
Acetone			<70	<10		
Benzene	<8.0	<8.0	<1.6	<0.60		
Bromobenzene	<10	<10	<3	<0.60		
Bromochloromethane	<10	<10	<2.1	<0.80		
Bromodichloromethane	<8.0	<8.0	<1.9	<0.60		
Bromoform	<12	<12	<5	<0.48		
Bromomethane	<16	<16	<4	<0.60		
n-Butylbenzene	270	760	14	21		
sec-Butylbenzene	45	130	13	16		
tert-Butylbenzene	<10	<10	4.1	3.7		

Volatile Organic Compounds - Historical Data
WAULECO, INC - Wausau Facility
Well - W69

Parameter	07/14/04	7/14/2004 Duplicate	07/23/08	07/25/11	07/10/12	07/08/13
Carbon disulfide			<5	<1.2		
Carbon tetrachloride	<12	<12	<4	<0.80		
Chlorobenzene	<16	<16	<3	<0.60		
Chlorodibromomethane	<8.0	<8.0	<2.3	<0.52		
Chloroethane	<10	<10	<4	<0.60		
Chloroform	<12	<12	<2.2	<0.46		
Chloromethane	<8	<8	<3	<0.80		
Dibromomethane	<10	<10	<4	<0.60		
Dichlorodifluoromethane	<10	<10	<4	<0.60		
Diisopropyl Ether	<10	<10	<5	<0.60		
Ethylbenzene	<10	16	24	3.5		
Hexachlorobutadiene	<10	<10	<6	<0.80		
Isopropylbenzene	46	110	40	9.5		
p-Isopropyltoluene	56	180	15	16		
Methyl tert-butyl ether	<10	<10	<2.3	<0.60		
Methylene chloride	76	78	<5	<0.80		
Naphthalene	32	46	33	7	2.8	23
n-Propylbenzene	78	190	67	18		
Styrene	<10	<10	<3	<0.60		
Tetrachloroethene	15	49	<4	2.4		
Tetrahydrofuran			<40	<8.0		
Toluene	<10	<10	4.5	0.75		
Trichloroethene	<12	<12	8.5	3.2		
Trichlorofluoromethane	<8.0	<8.0	<4	<0.80		
Vinyl acetate			<11	<8.0		
Vinyl chloride	<6.0	<6.0	<1.5	<0.38		
Xylene, m & p-	54	96	76	9.6		10
Xylene, o-	230	470	220	56		52
Xylenes, Total	284	566	296	65.6		62

Prepared By: T. Dushek, 8/7/13

Checked by: A.Voit, 9/21/13

NOTES:

All Units are in ug/L

Bold values indicate detections

A = Analyte averaged calibration criteria within acceptable limits

B = Analyte detected in associated Method Blank

M = Matrix spike or matrix spike duplicate outside acceptance limits.

J = Estimated Value

Q = Lab Control Sample outside acceptance limits

* = Suspected methylene chloride laboratory contamination.

WDNR letter dated March 18, 2014 concurred with a TRC letter dated October 13, 2013 that this well could be eliminated from the monitoring network.

Volatile Organic Compounds - Historical Data
 WAULECO, INC - Wausau Facility
 Well - W71

Parameter	07/01/16	07/10/17	07/10/18	07/15/19	07/06/20	07/06/21
1,1,1,2-Tetrachloroethane						
1,1,1-Trichloroethane						
1,1,2,2-Tetrachloroethane						
1,1,2-Trichloroethane						
1,1-Dichloroethane						
1,1-Dichloroethene						
1,1-Dichloropropene						
1,2,3-Trichlorobenzene						
1,2,3-Trichloropropane						
1,2,4-Trichlorobenzene						
1,2,4-Trimethylbenzene	<0.40	<0.40	<0.40	<0.40	<0.40	<0.40
1,2-Dibromo-3-chloropropane						
1,2-Dibromoethane						
1,2-Dichlorobenzene						
1,2-Dichloroethane						
cis-1,2-Dichloroethene						
trans-1,2-Dichloroethene						
1,2-Dichloropropane						
1,3,5-Trimethylbenzene						
1,3-Dichlorobenzene						
cis-1,3-Dichloropropene						
1,3-Dichloropropane						
trans-1,3-Dichloropropene						
1,4-Dichlorobenzene						
2,2-Dichloropropane						
2-Butanone (MEK)						
2-Chlorethyl vinyl ether						
2-Chlorotoluene						
2-Hexanone						
4-Chlorotoluene						
4-Methyl-2-Pentanone (MIBK)						
Acetone						
Benzene						
Bromobenzene						
Bromochloromethane						
Bromodichloromethane						
Bromoform						
Bromomethane						
n-Butylbenzene						
sec-Butylbenzene						
tert-Butylbenzene						
Carbon disulfide						
Carbon tetrachloride						
Chlorobenzene						
Chlorodibromomethane						
Chloroethane						
Chloroform						
Chloromethane						
Dibromomethane						
Dichlorodifluoromethane						
Diisopropyl Ether						
Ethylbenzene						
Hexachlorobutadiene						
Isopropylbenzene						

Volatile Organic Compounds - Historical Data
 WAULECO, INC - Wausau Facility
 Well - W71

Parameter	07/01/16	07/10/17	07/10/18	07/15/19	07/06/20	07/06/21
p-Isopropyltoluene						
Methyl tert-butyl ether						
Methylene chloride						
Naphthalene	<0.90	<0.90	<0.90	<0.90	<0.90	<0.90
n-Propylbenzene						
Styrene						
Tetrachloroethene						
Tetrahydrofuran						
Toluene						
Trichloroethene						
Trichlorofluoromethane						
Vinyl acetate						
Vinyl chloride						
Xylene, m & p-	<0.80	<0.80	<0.80	<0.80	<0.80	<0.80
Xylene, o-	<0.40	<0.40	<0.40	<0.40	<0.40	<0.40
Xylenes, Total	<1.2	<1.2	<1.2	<1.2	<1.2	<1.2

Prepared By: T. Dushek, 8/5/21

Checked by: A. Voit, 11/24/21

NOTES:

All Units are in ug/L

Bold values indicate detections

A = Analyte averaged calibration criteria within acceptable limits

B = Analyte detected in associated Method Blank

M = Matrix spike or matrix spike duplicate outside acceptance limits.

J = Estimated Value

Q = Lab Control Sample outside acceptance limits

* = Suspected methylene chloride laboratory contamination.

Volatile Organic Compounds - Historical Data
 WAULECO, INC - Wausau Facility
 Well - W72

Parameter	07/01/16	07/10/17	07/10/18	07/11/19	07/06/20	07/06/21
1,1,1,2-Tetrachloroethane						
1,1,1-Trichloroethane						
1,1,2,2-Tetrachloroethane						
1,1,2-Trichloroethane						
1,1-Dichloroethane						
1,1-Dichloroethene						
1,1-Dichloropropene						
1,2,3-Trichlorobenzene						
1,2,3-Trichloropropane						
1,2,4-Trichlorobenzene						
1,2,4-Trimethylbenzene	<0.40	<0.40	<0.40	<0.40	<0.40	<0.40
1,2-Dibromo-3-chloropropane						
1,2-Dibromoethane						
1,2-Dichlorobenzene						
1,2-Dichloroethane						
cis-1,2-Dichloroethene						
trans-1,2-Dichloroethene						
1,2-Dichloropropane						
1,3,5-Trimethylbenzene						
1,3-Dichlorobenzene						
cis-1,3-Dichloropropene						
1,3-Dichloropropane						
trans-1,3-Dichloropropene						
1,4-Dichlorobenzene						
2,2-Dichloropropane						
2-Butanone (MEK)						
2-Chlorethyl vinyl ether						
2-Chlorotoluene						
2-Hexanone						
4-Chlorotoluene						
4-Methyl-2-Pentanone (MIBK)						
Acetone						
Benzene						
Bromobenzene						
Bromochloromethane						
Bromodichloromethane						
Bromoform						
Bromomethane						
n-Butylbenzene						
sec-Butylbenzene						
tert-Butylbenzene						
Carbon disulfide						
Carbon tetrachloride						
Chlorobenzene						
Chlorodibromomethane						
Chloroethane						
Chloroform						
Chloromethane						
Dibromomethane						
Dichlorodifluoromethane						
Diisopropyl Ether						
Ethylbenzene						
Hexachlorobutadiene						
Isopropylbenzene						

Volatile Organic Compounds - Historical Data
 WAULECO, INC - Wausau Facility
 Well - W72

Parameter	07/01/16	07/10/17	07/10/18	07/11/19	07/06/20	07/06/21
p-Isopropyltoluene						
Methyl tert-butyl ether						
Methylene chloride						
Naphthalene	<0.90	<0.90	<0.90	<0.90	<0.90	<0.90
n-Propylbenzene						
Styrene						
Tetrachloroethene						
Tetrahydrofuran						
Toluene						
Trichloroethene						
Trichlorofluoromethane						
Vinyl acetate						
Vinyl chloride						
Xylene, m & p-	<0.80	<0.80	<0.80	<0.80	<0.80	<0.80
Xylene, o-	<0.40	<0.40	<0.40	<0.40	<0.40	<0.40
Xylenes, Total	<1.2	<1.2	<1.2	<1.2	<1.2	<1.2

Prepared By: T. Dushek, 8/5/21

Checked by: A. Voit, 11/24/21

NOTES:

All Units are in ug/L

Bold values indicate detections

A = Analyte averaged calibration criteria within acceptable limits

B = Analyte detected in associated Method Blank

M = Matrix spike or matrix spike duplicate outside acceptance limits.

J = Estimated Value

Q = Lab Control Sample outside acceptance limits

* = Suspected methylene chloride laboratory contamination.

Volatile Organic Compounds - Historical Data
 WAULECO, INC - Wausau Facility
 Well - W73

Parameter	07/01/16	07/10/17	07/10/18	07/11/19	07/07/20	07/08/21
1,1,1,2-Tetrachloroethane						
1,1,1-Trichloroethane						
1,1,2,2-Tetrachloroethane						
1,1,2-Trichloroethane						
1,1-Dichloroethane						
1,1-Dichloroethene						
1,1-Dichloropropene						
1,2,3-Trichlorobenzene						
1,2,3-Trichloropropane						
1,2,4-Trichlorobenzene						
1,2,4-Trimethylbenzene	<0.40	<0.40	<0.40	<0.40	<0.40	<0.40
1,2-Dibromo-3-chloropropane						
1,2-Dibromoethane						
1,2-Dichlorobenzene						
1,2-Dichloroethane						
cis-1,2-Dichloroethene						
trans-1,2-Dichloroethene						
1,2-Dichloropropane						
1,3,5-Trimethylbenzene						
1,3-Dichlorobenzene						
cis-1,3-Dichloropropene						
1,3-Dichloropropane						
trans-1,3-Dichloropropene						
1,4-Dichlorobenzene						
2,2-Dichloropropane						
2-Butanone (MEK)						
2-Chlorethyl vinyl ether						
2-Chlorotoluene						
2-Hexanone						
4-Chlorotoluene						
4-Methyl-2-Pentanone (MIBK)						
Acetone						
Benzene						
Bromobenzene						
Bromochloromethane						
Bromodichloromethane						
Bromoform						
Bromomethane						
n-Butylbenzene						
sec-Butylbenzene						
tert-Butylbenzene						
Carbon disulfide						
Carbon tetrachloride						
Chlorobenzene						
Chlorodibromomethane						
Chloroethane						
Chloroform						
Chloromethane						
Dibromomethane						
Dichlorodifluoromethane						
Diisopropyl Ether						
Ethylbenzene						
Hexachlorobutadiene						
Isopropylbenzene						

Volatile Organic Compounds - Historical Data
 WAULECO, INC - Wausau Facility
 Well - W73

Parameter	07/01/16	07/10/17	07/10/18	07/11/19	07/07/20	07/08/21
p-Isopropyltoluene						
Methyl tert-butyl ether						
Methylene chloride						
Naphthalene	<0.90	<0.90	<0.90	<0.90	<0.90	<0.90
n-Propylbenzene						
Styrene						
Tetrachloroethene						
Tetrahydrofuran						
Toluene						
Trichloroethene						
Trichlorofluoromethane						
Vinyl acetate						
Vinyl chloride						
Xylene, m & p-	<0.80	<0.80	<0.80	<0.80	<0.80	<0.80
Xylene, o-	<0.40	<0.40	<0.40	<0.40	<0.40	<0.40
Xylenes, Total	<1.2	<1.2	<1.2	<1.2	<1.2	<1.2

Prepared By: T. Dushek, 8/5/21

Checked by: A. Voit, 11/24/21

NOTES:

All Units are in ug/L

Bold values indicate detections

A = Analyte averaged calibration criteria within acceptable limits

B = Analyte detected in associated Method Blank

M = Matrix spike or matrix spike duplicate outside acceptance limits.

J = Estimated Value

Q = Lab Control Sample outside acceptance limits

* = Suspected methylene chloride laboratory contamination.

Volatile Organic Compounds - Historical Data
 WAULECO, INC - Wausau Facility
 Well - W74

Parameter	07/01/16	07/10/17	07/10/18	07/11/19	07/07/20	07/06/21
1,1,1,2-Tetrachloroethane						
1,1,1-Trichloroethane						
1,1,2,2-Tetrachloroethane						
1,1,2-Trichloroethane						
1,1-Dichloroethane						
1,1-Dichloroethene						
1,1-Dichloropropene						
1,2,3-Trichlorobenzene						
1,2,3-Trichloropropane						
1,2,4-Trichlorobenzene						
1,2,4-Trimethylbenzene	<0.40	<0.40	<0.40	<0.40	<0.40	<0.40
1,2-Dibromo-3-chloropropane						
1,2-Dibromoethane						
1,2-Dichlorobenzene						
1,2-Dichloroethane						
cis-1,2-Dichloroethene						
trans-1,2-Dichloroethene						
1,2-Dichloropropane						
1,3,5-Trimethylbenzene						
1,3-Dichlorobenzene						
cis-1,3-Dichloropropene						
1,3-Dichloropropane						
trans-1,3-Dichloropropene						
1,4-Dichlorobenzene						
2,2-Dichloropropane						
2-Butanone (MEK)						
2-Chlorethyl vinyl ether						
2-Chlorotoluene						
2-Hexanone						
4-Chlorotoluene						
4-Methyl-2-Pentanone (MIBK)						
Acetone						
Benzene						
Bromobenzene						
Bromochloromethane						
Bromodichloromethane						
Bromoform						
Bromomethane						
n-Butylbenzene						
sec-Butylbenzene						
tert-Butylbenzene						
Carbon disulfide						
Carbon tetrachloride						
Chlorobenzene						
Chlorodibromomethane						
Chloroethane						
Chloroform						
Chloromethane						
Dibromomethane						
Dichlorodifluoromethane						
Diisopropyl Ether						
Ethylbenzene						
Hexachlorobutadiene						
Isopropylbenzene						

Volatile Organic Compounds - Historical Data
 WAULECO, INC - Wausau Facility
 Well - W74

Parameter	07/01/16	07/10/17	07/10/18	07/11/19	07/07/20	07/06/21
p-Isopropyltoluene						
Methyl tert-butyl ether						
Methylene chloride						
Naphthalene	<0.90	<0.90	<0.90	<0.90	<0.90	<0.90
n-Propylbenzene						
Styrene						
Tetrachloroethene						
Tetrahydrofuran						
Toluene						
Trichloroethene						
Trichlorofluoromethane						
Vinyl acetate						
Vinyl chloride						
Xylene, m & p-	<0.80	<0.80	<0.80	<0.80	<0.80	<0.80
Xylene, o-	<0.40	<0.40	<0.40	<0.40	<0.40	<0.40
Xylenes, Total	<1.2	<1.2	<1.2	<1.2	<1.2	<1.2

Prepared By: T. Dushek, 8/5/21

Checked by: A. Voit, 11/24/21

NOTES:

All Units are in ug/L

Bold values indicate detections

A = Analyte averaged calibration criteria within acceptable limits

B = Analyte detected in associated Method Blank

M = Matrix spike or matrix spike duplicate outside acceptance limits.

J = Estimated Value

Q = Lab Control Sample outside acceptance limits

* = Suspected methylene chloride laboratory contamination.

Volatile Organic Compounds - Historical Data
 WAULECO, INC - Wausau Facility
 Well - DFOMW5

Parameter	07/11/16	07/20/17	07/16/18	07/16/19	07/13/20	07/12/21
1,1,1,2-Tetrachloroethane						
1,1,1-Trichloroethane						
1,1,2,2-Tetrachloroethane						
1,1,2-Trichloroethane						
1,1-Dichloroethane						
1,1-Dichloroethene						
1,1-Dichloropropene						
1,2,3-Trichlorobenzene						
1,2,3-Trichloropropane						
1,2,4-Trichlorobenzene						
1,2,4-Trimethylbenzene	0.50	<0.40	<0.40	<0.40	<0.40	2.60
1,2-Dibromo-3-chloropropane						
1,2-Dibromoethane						
1,2-Dichlorobenzene						
1,2-Dichloroethane						
cis-1,2-Dichloroethene						
trans-1,2-Dichloroethene						
1,2-Dichloropropane						
1,3,5-Trimethylbenzene						
1,3-Dichlorobenzene						
cis-1,3-Dichloropropene						
1,3-Dichloropropane						
trans-1,3-Dichloropropene						
1,4-Dichlorobenzene						
2,2-Dichloropropane						
2-Butanone (MEK)						
2-Chlorethyl vinyl ether						
2-Chlorotoluene						
2-Hexanone						
4-Chlorotoluene						
4-Methyl-2-Pentanone (MIBK)						
Acetone						
Benzene						
Bromobenzene						
Bromochloromethane						
Bromodichloromethane						
Bromoform						
Bromomethane						
n-Butylbenzene						
sec-Butylbenzene						
tert-Butylbenzene						
Carbon disulfide						
Carbon tetrachloride						
Chlorobenzene						
Chlorodibromomethane						
Chloroethane						
Chloroform						
Chloromethane						
Dibromomethane						
Dichlorodifluoromethane						
Diisopropyl Ether						
Ethylbenzene						
Hexachlorobutadiene						
Isopropylbenzene						

Volatile Organic Compounds - Historical Data
 WAULECO, INC - Wausau Facility
 Well - DFOMW5

Parameter	07/11/16	07/20/17	07/16/18	07/16/19	07/13/20	07/12/21
p-Isopropyltoluene						
Methyl tert-butyl ether						
Methylene chloride						
Naphthalene	3.3	3	5.8	0.97	1.3	12
n-Propylbenzene						
Styrene						
Tetrachloroethene						
Tetrahydrofuran						
Toluene						
Trichloroethene						
Trichlorofluoromethane						
Vinyl acetate						
Vinyl chloride						
Xylene, m & p-	<0.80	<0.80	<0.80	<0.80	<0.80	<0.80
Xylene, o-	0.53	<0.40	<0.40	<0.40	<0.40	<0.40
Xylenes, Total	0.53	<1.20	<1.20	<1.20	<1.20	<1.20

Prepared By: T. Dushek, 8/5/21

Checked by: A. Voit, 11/24/21

NOTES:

All Units are in ug/L

Bold values indicate detections

A = Analyte averaged calibration criteria within acceptable limits

B = Analyte detected in associated Method Blank

M = Matrix spike or matrix spike duplicate outside acceptance limits.

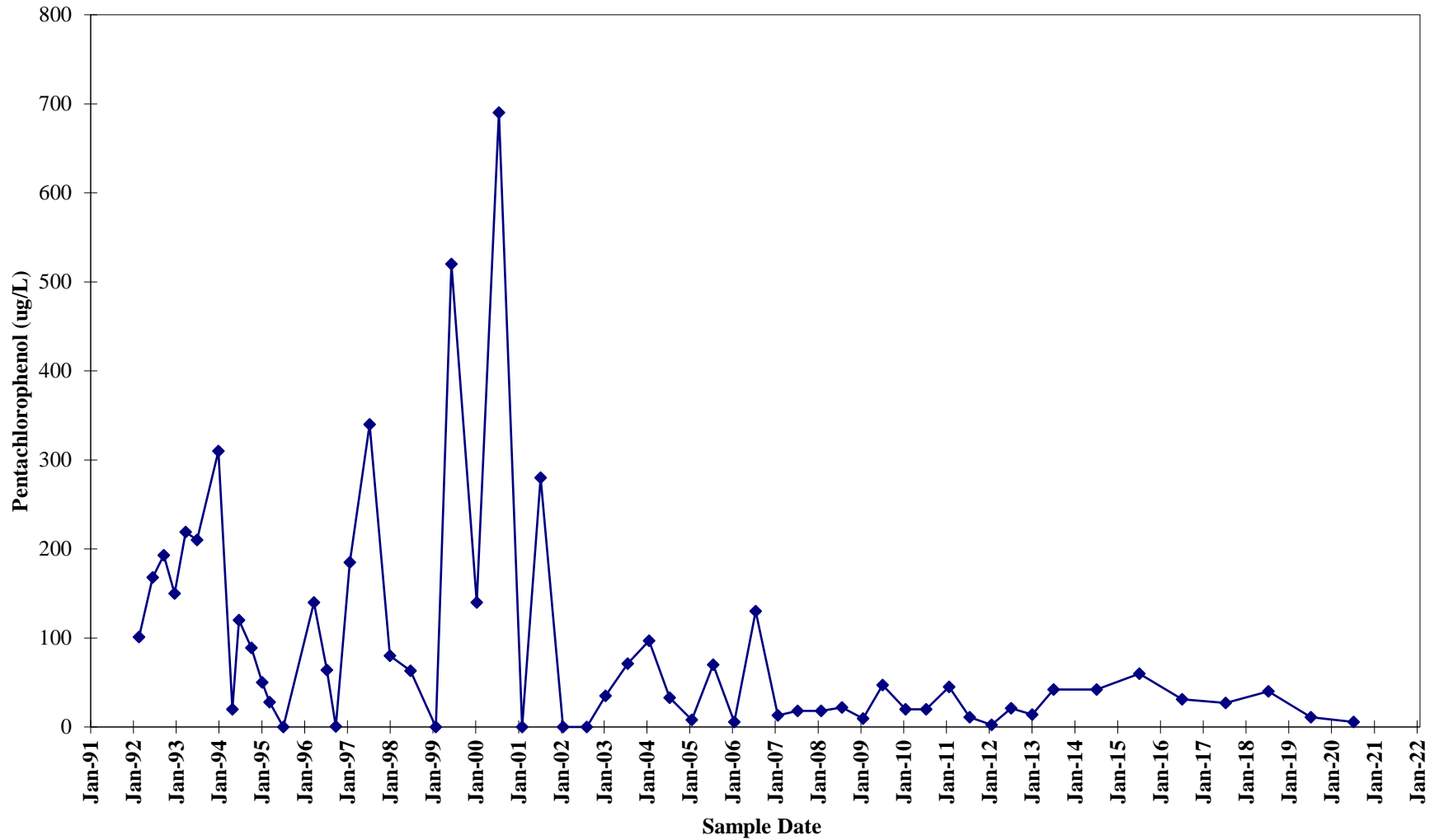
J = Estimated Value

Q = Lab Control Sample outside acceptance limits

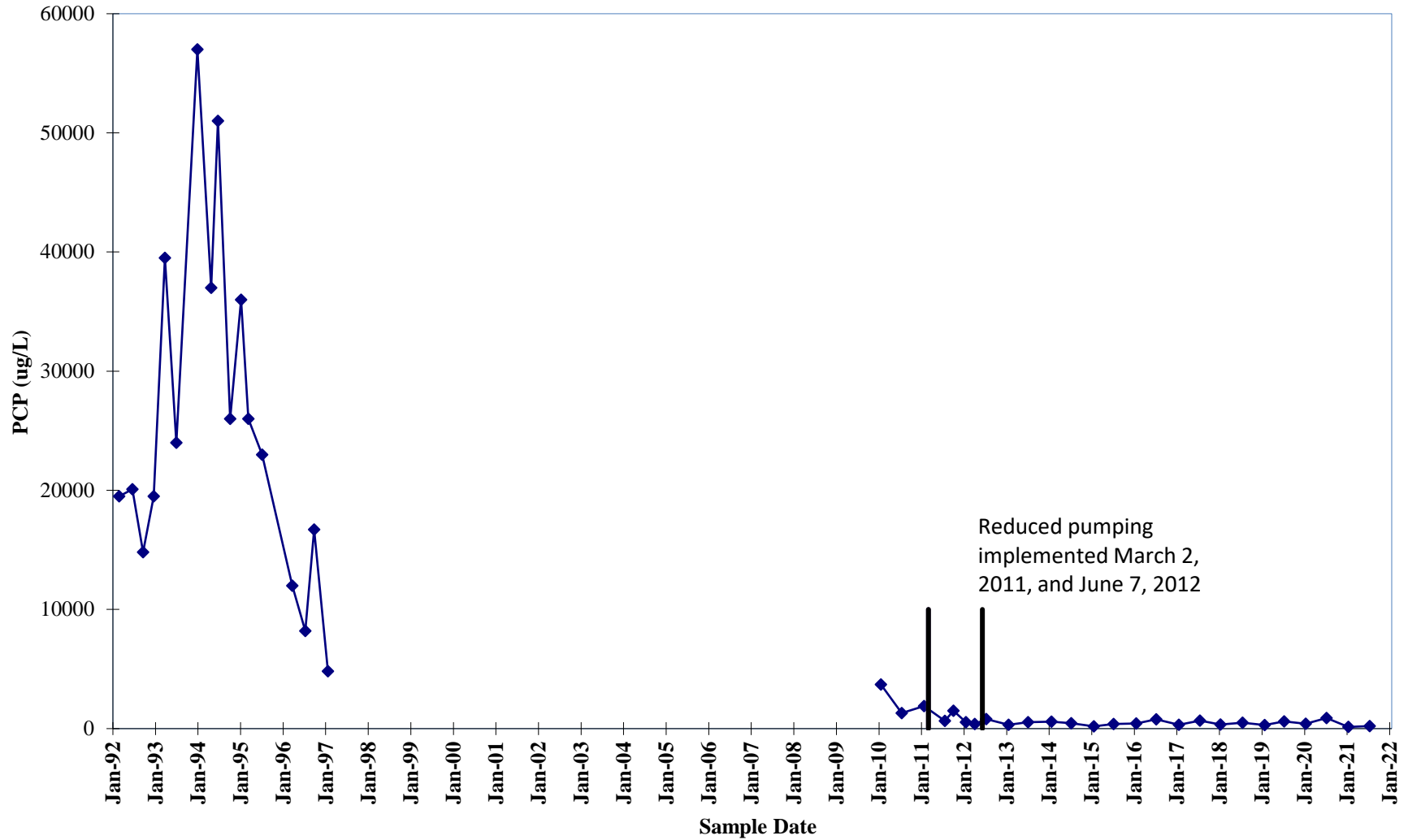
* = Suspected methylene chloride laboratory contamination.

APPENDIX C
HISTORICAL PCP ANALYSIS RESULTS

**Pentachlorophenol Concentrations
Historical Groundwater Monitoring
Well W01A**

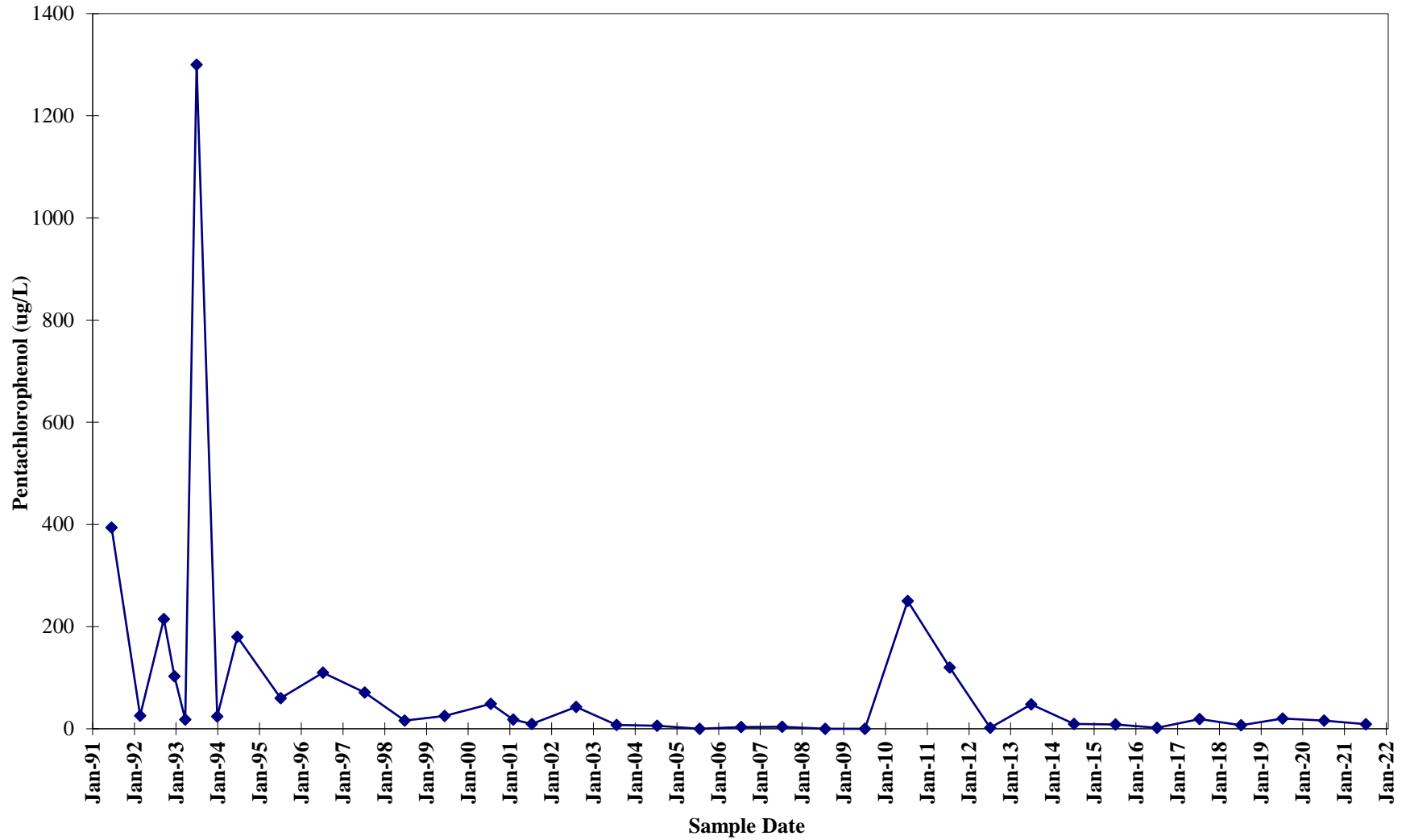


**Pentachlorophenol Concentrations
Historical Groundwater Monitoring
Well W03A**

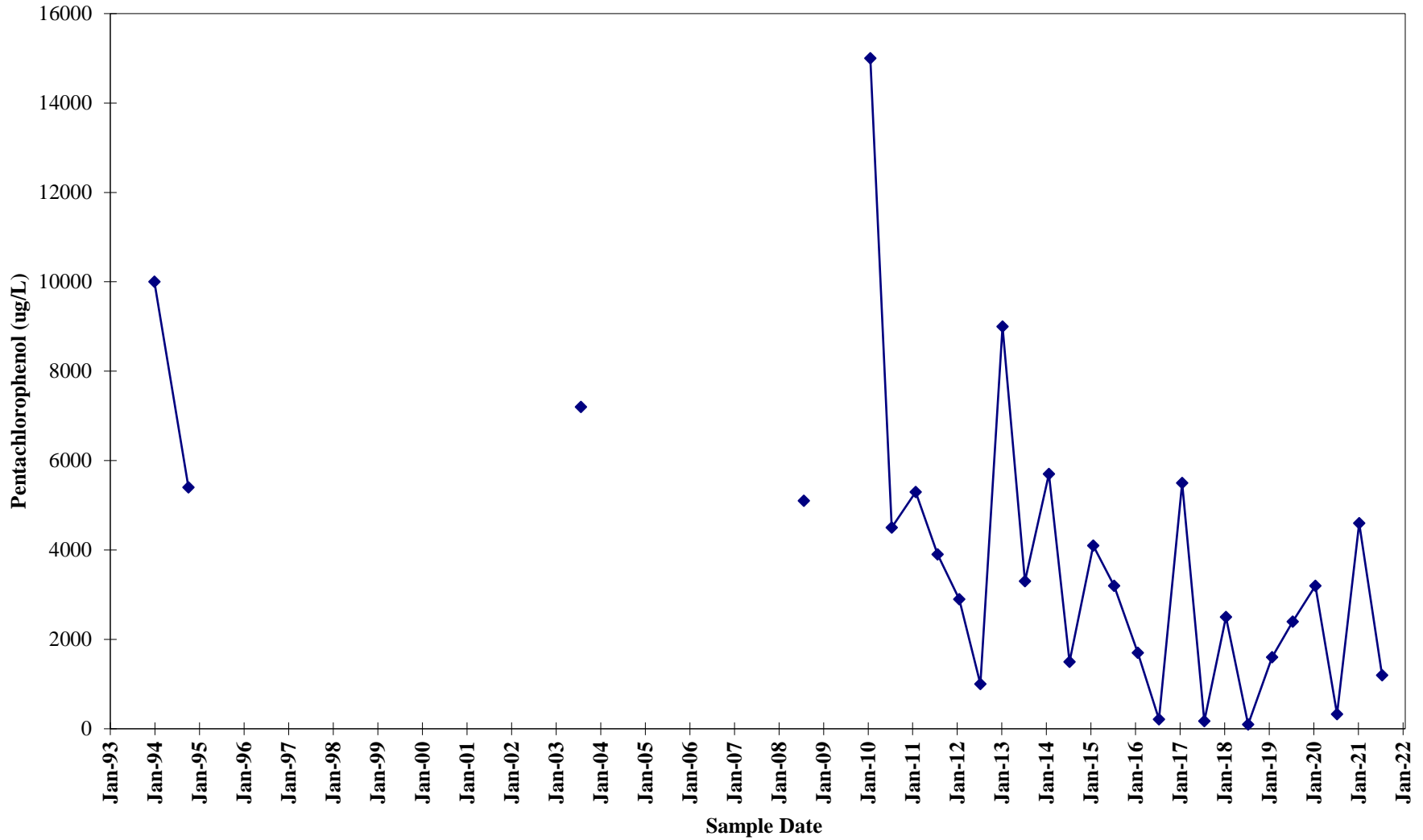


PCP data gap due to measurable product present in well.

Pentachlorophenol Concentrations Historical Groundwater Monitoring Well W03B

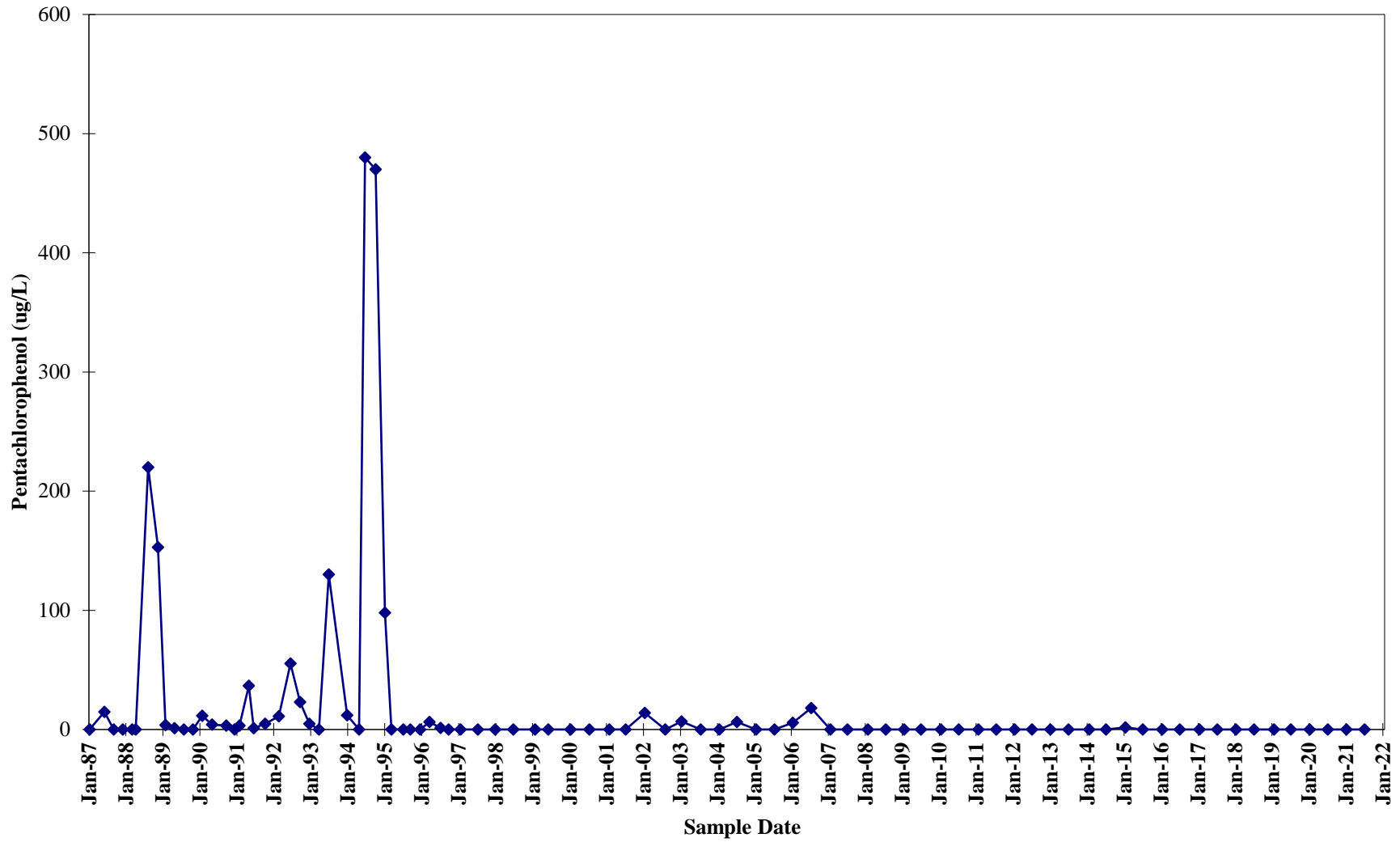


**Pentachlorophenol Concentrations
Historical Groundwater Monitoring
Well W06R**

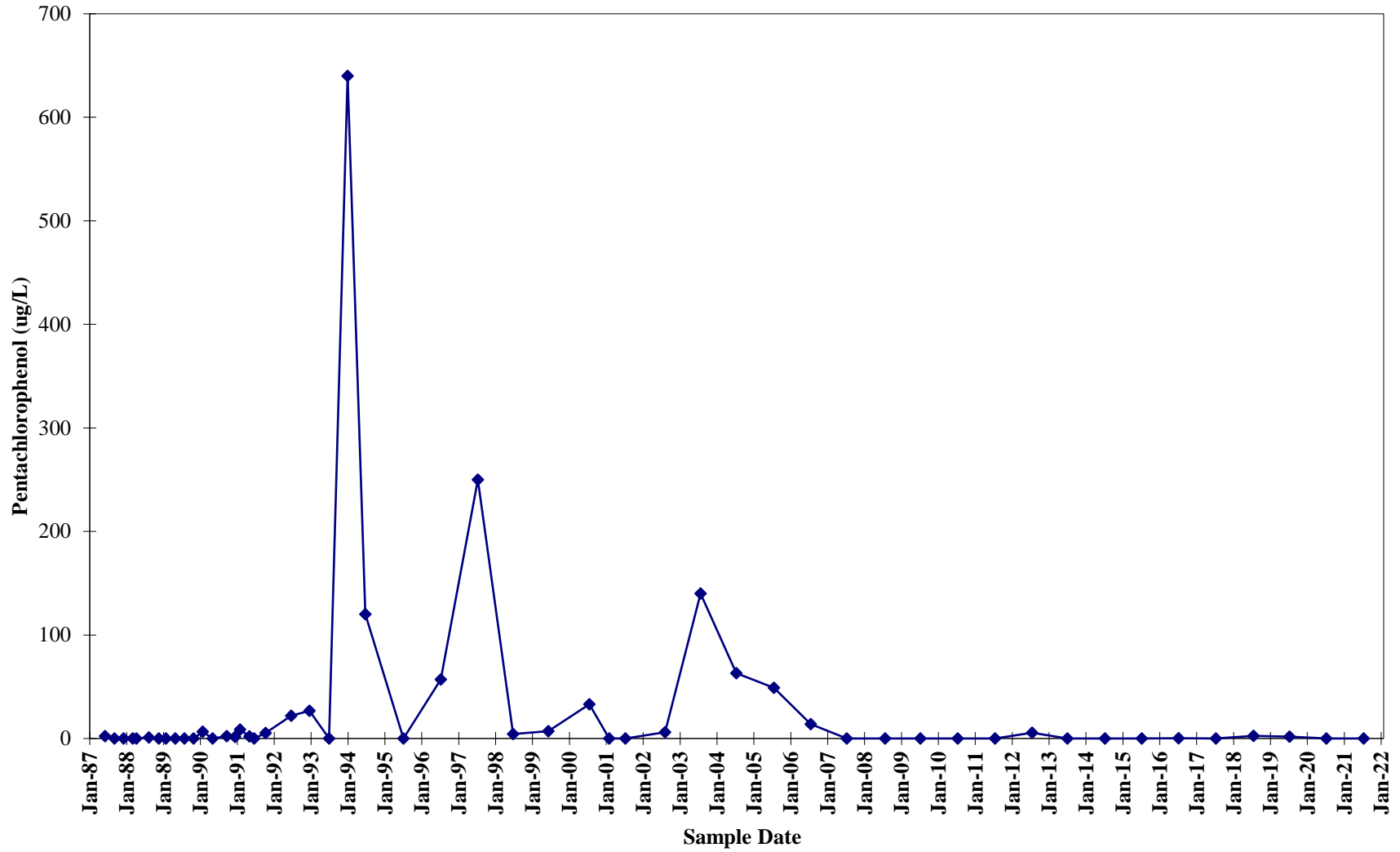


PCP data gap due to measurable product present in well.

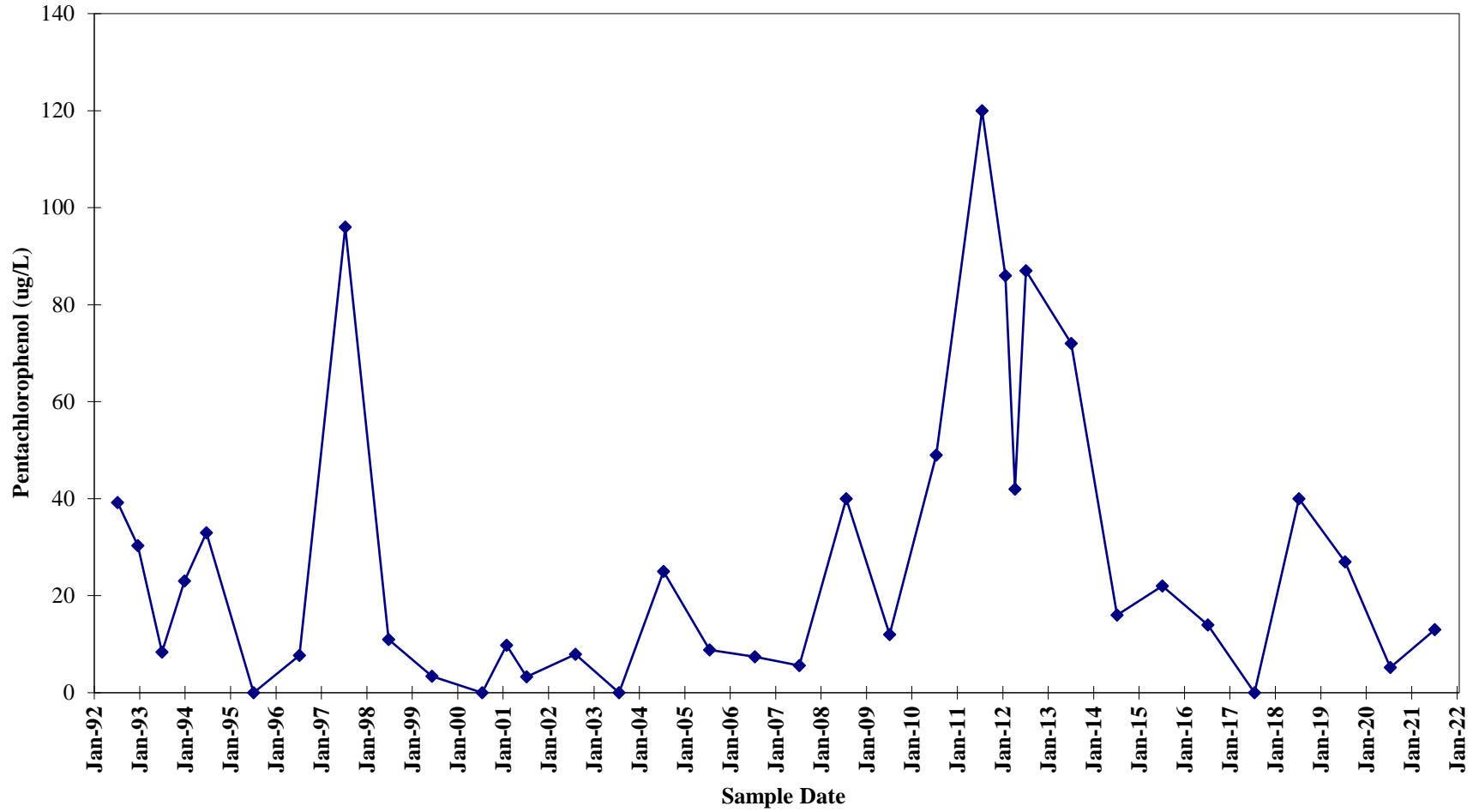
Pentachlorophenol Concentrations Historical Groundwater Monitoring Well W08



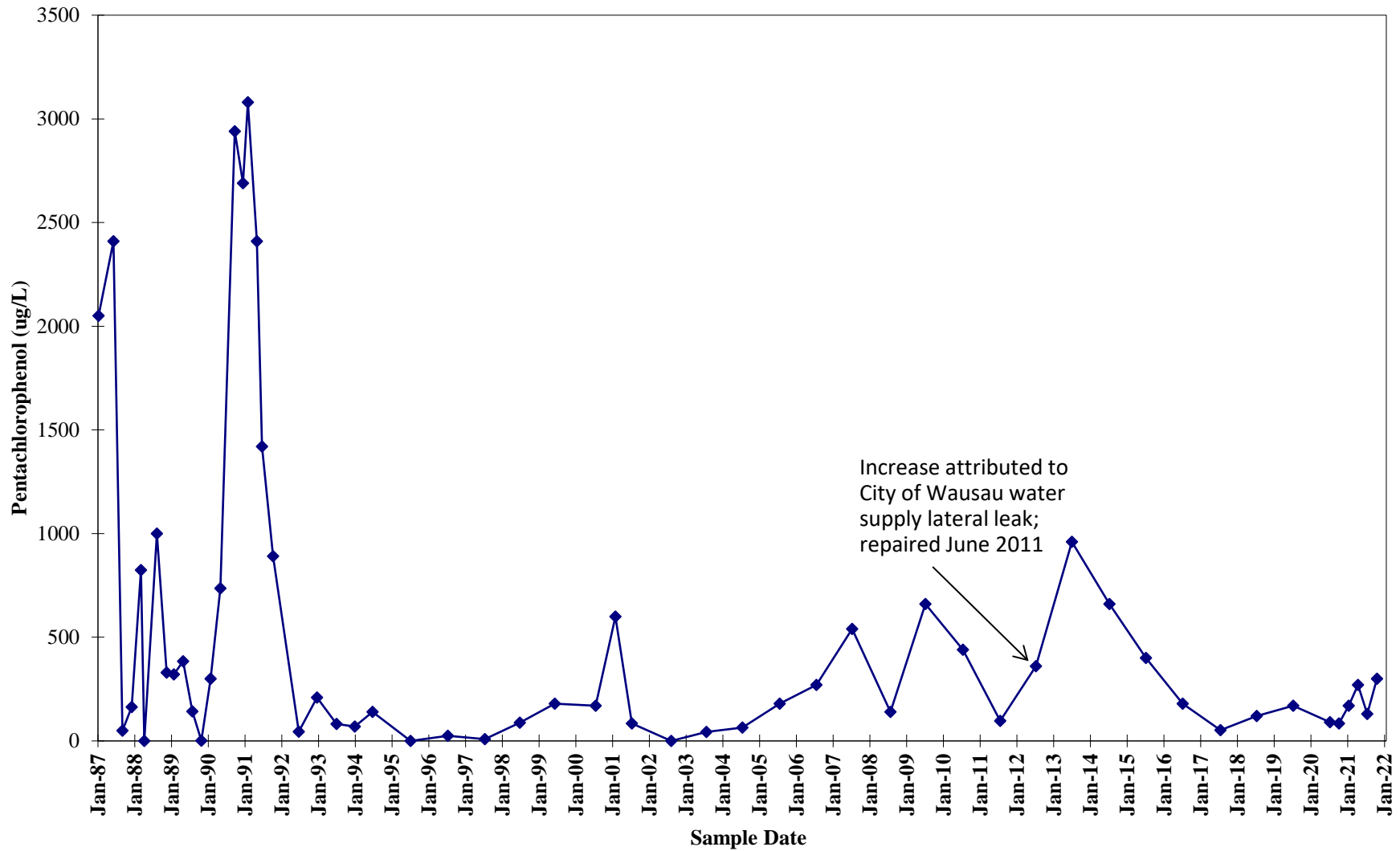
**Pentachlorophenol Concentrations
Historical Groundwater Monitoring
Well W09**



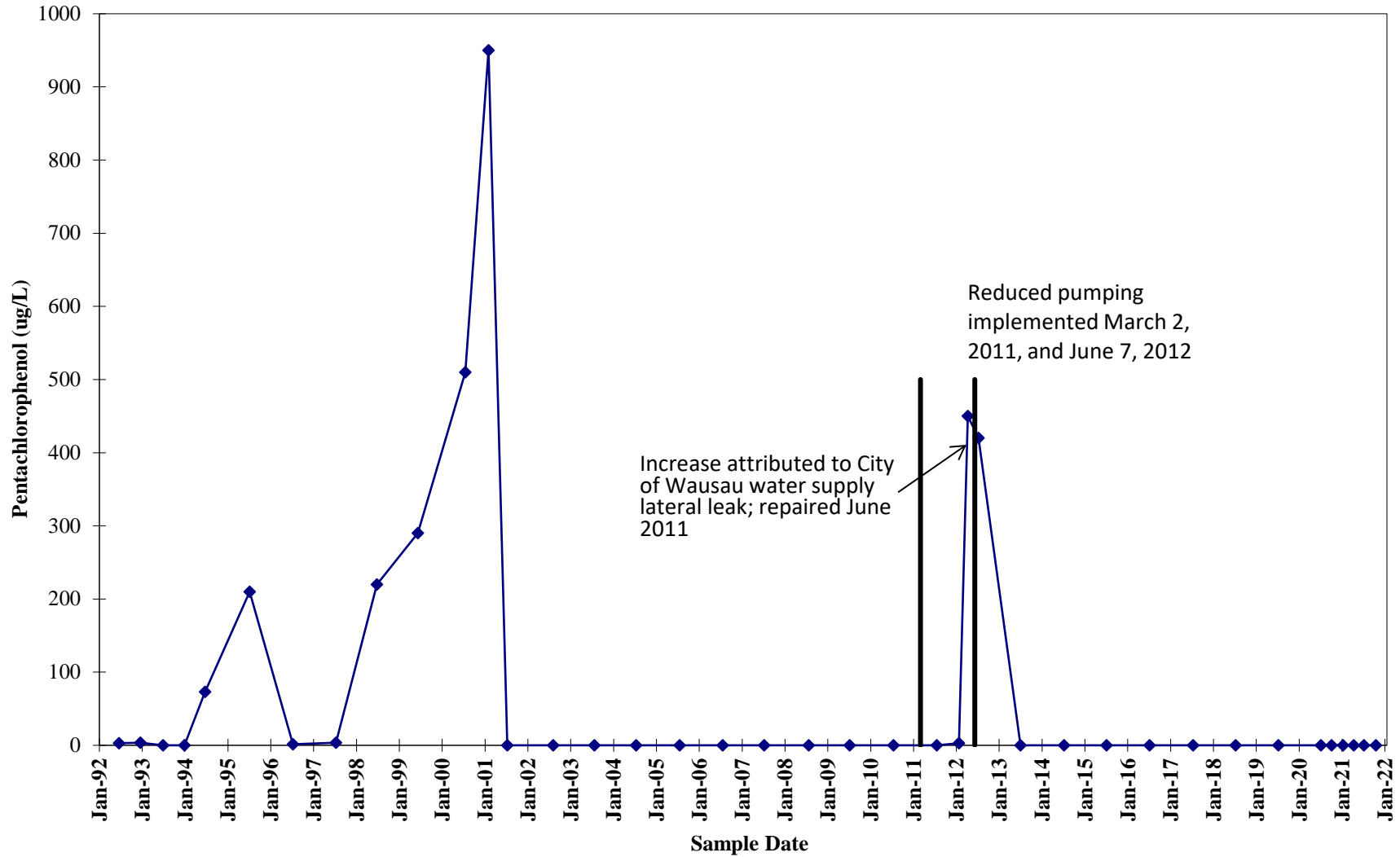
**Pentachlorophenol Concentrations
Historical Groundwater Monitoring
Well W10B**



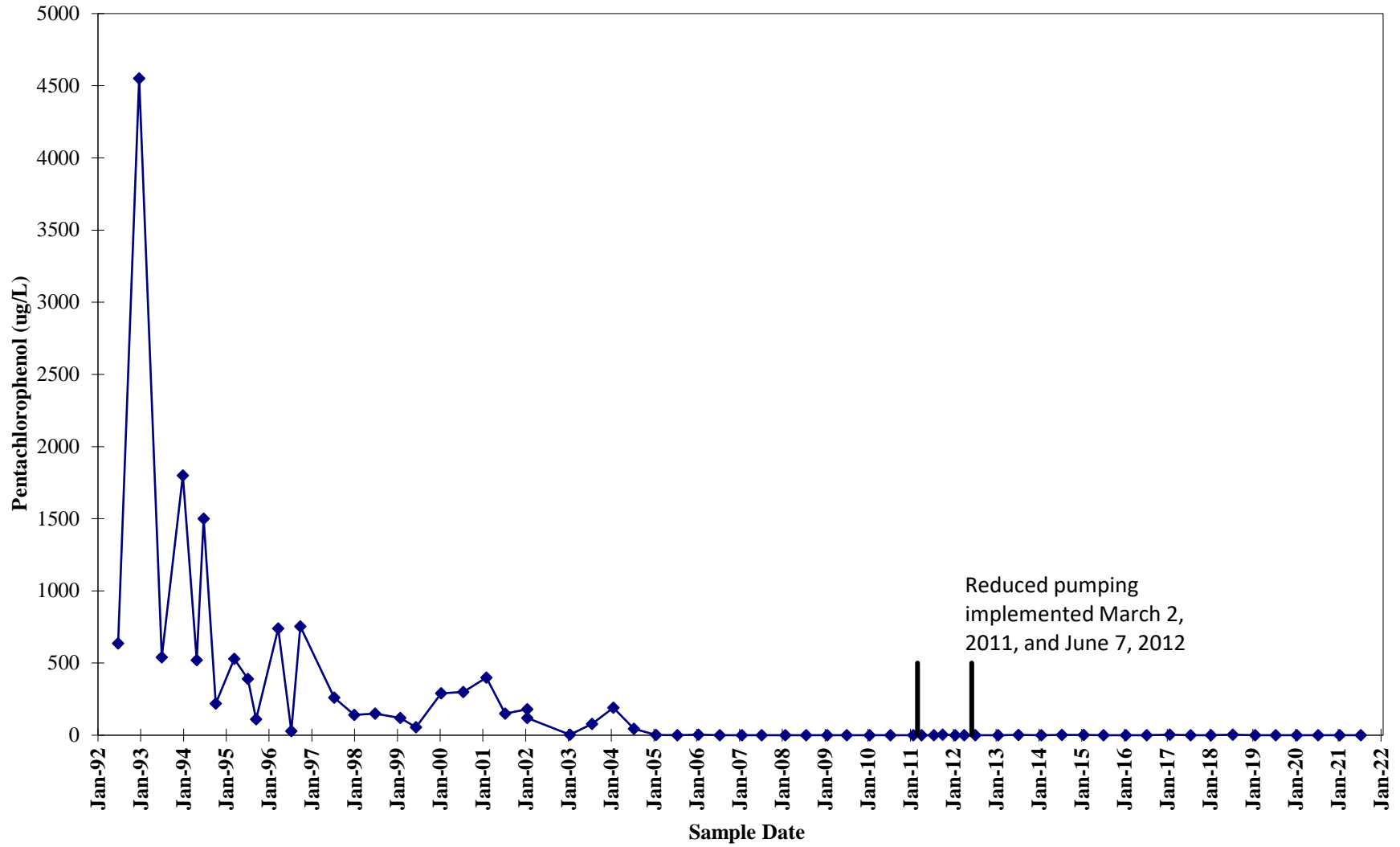
**Pentachlorophenol Concentrations
Historical Groundwater Monitoring
Well W11**



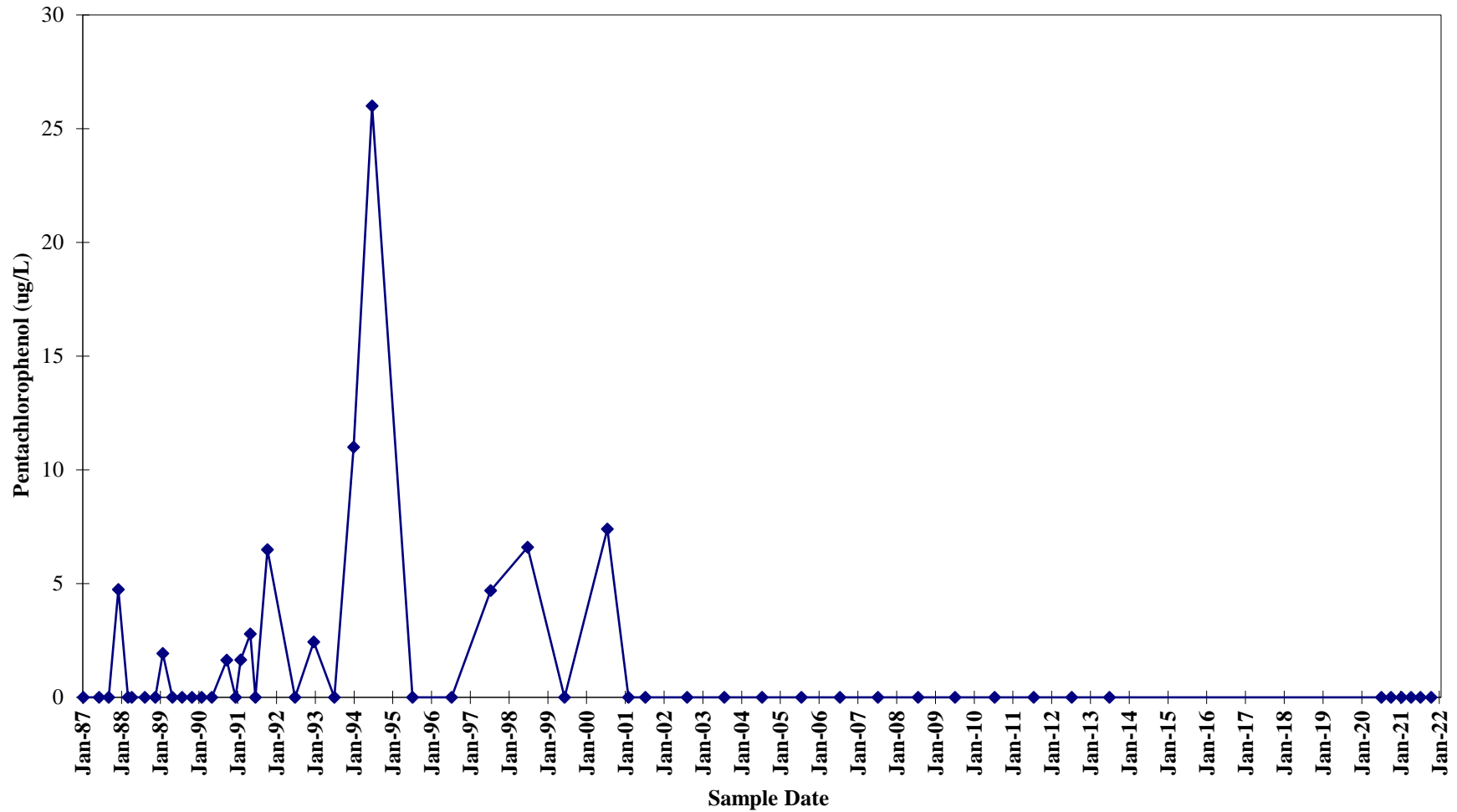
Pentachlorophenol Concentrations Historical Groundwater Monitoring Well W12



**Pentachlorophenol Concentrations
Historical Groundwater Monitoring
Well W13**

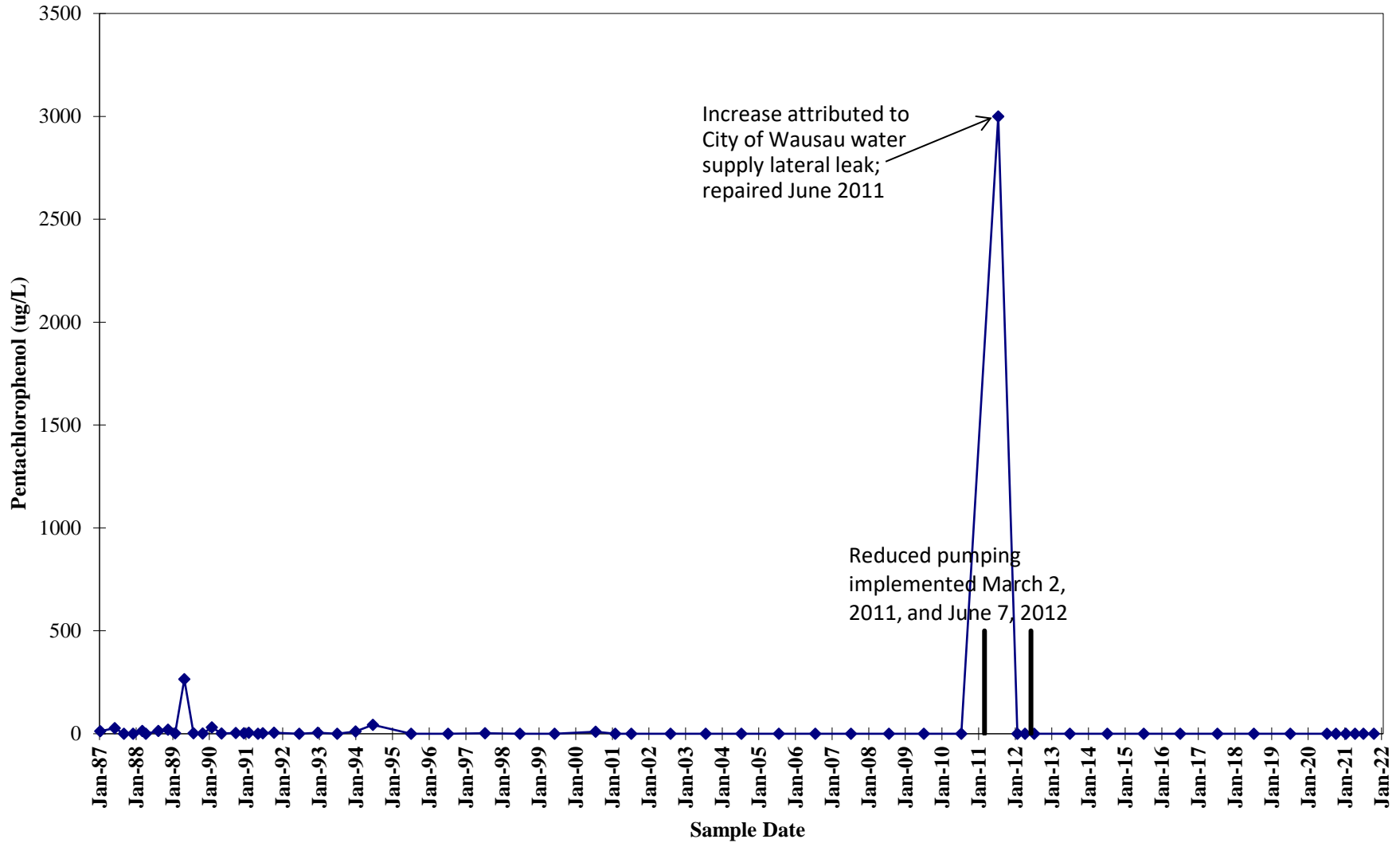


Pentachlorophenol Concentrations Historical Groundwater Monitoring Well W14

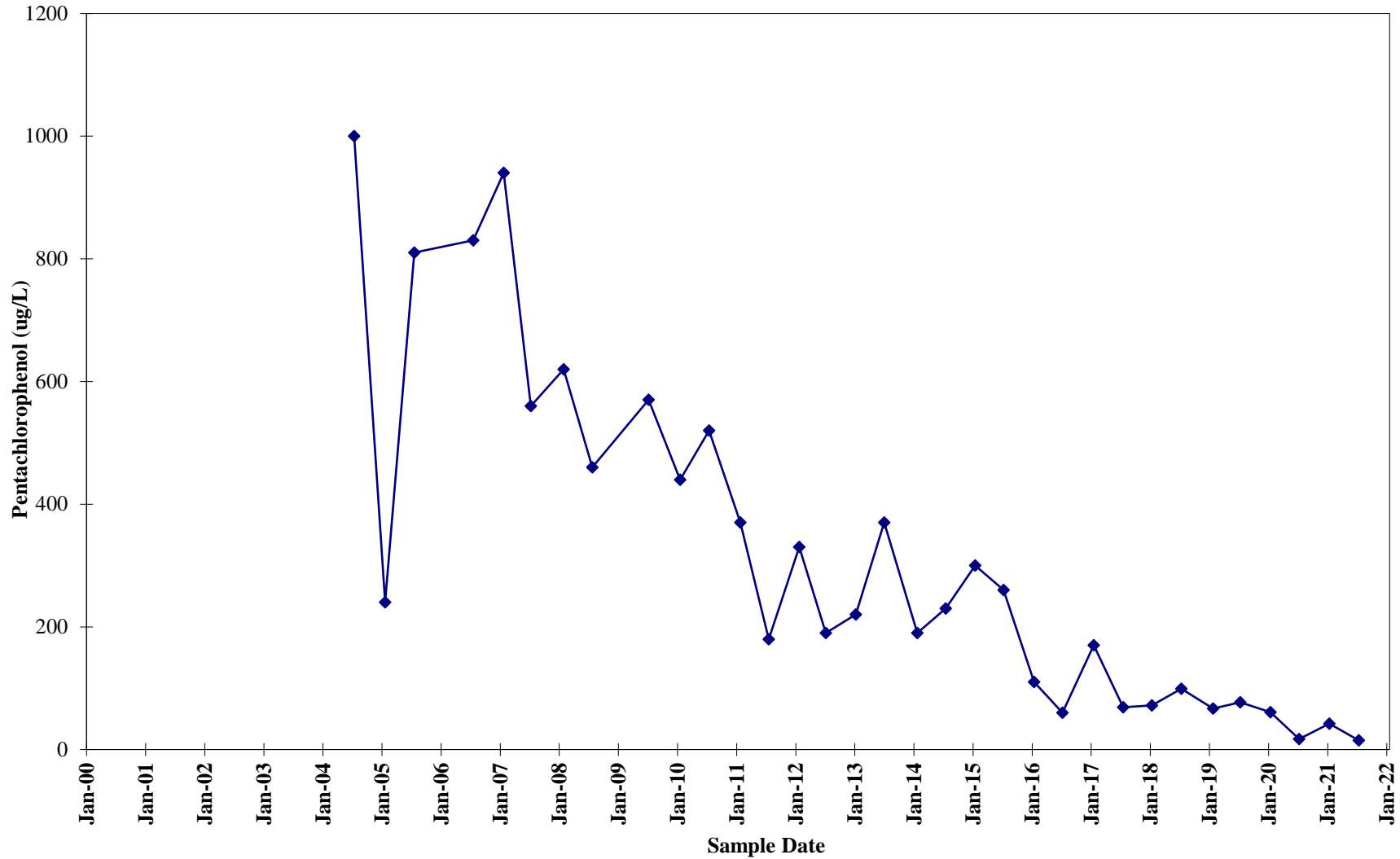


Well W14 discontinued from the monitoring program beginning in 2014.

**Pentachlorophenol Concentrations
Historical Groundwater Monitoring
Well W16**

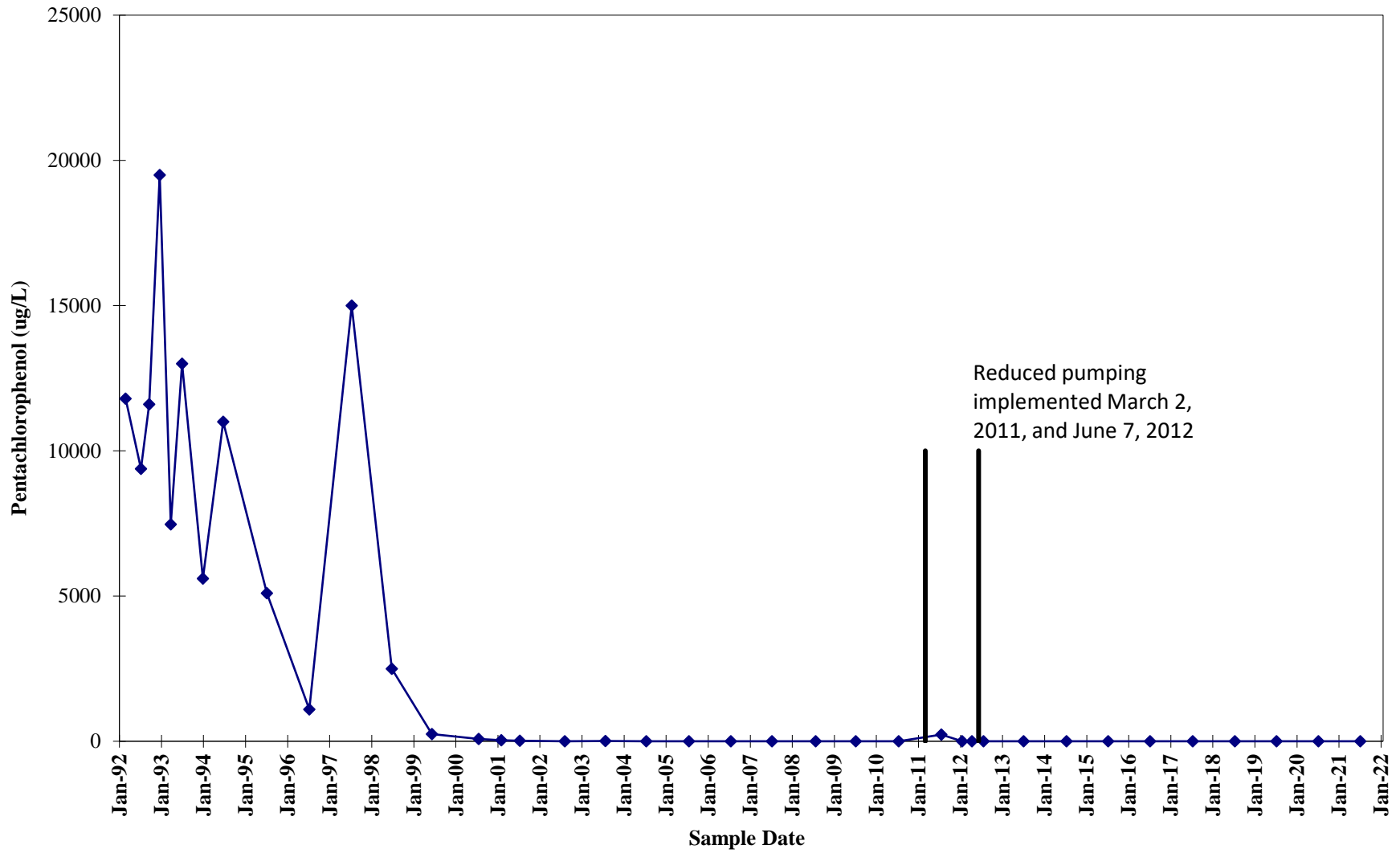


Pentachlorophenol Concentrations Historical Groundwater Monitoring Well W17

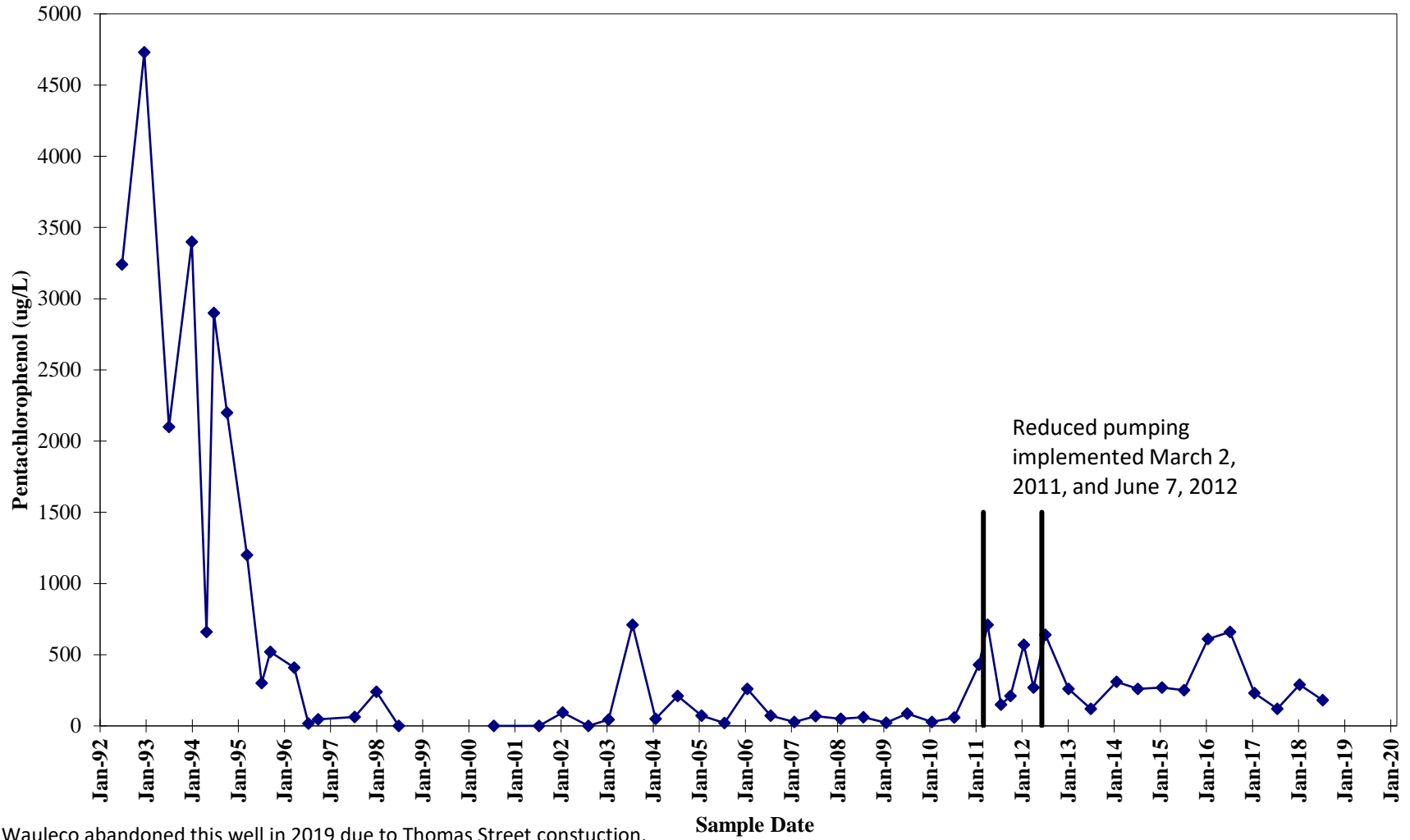


PCP data gap due to measurable product in well.

**Pentachlorophenol Concentrations
Historical Groundwater Monitoring
Well W18**

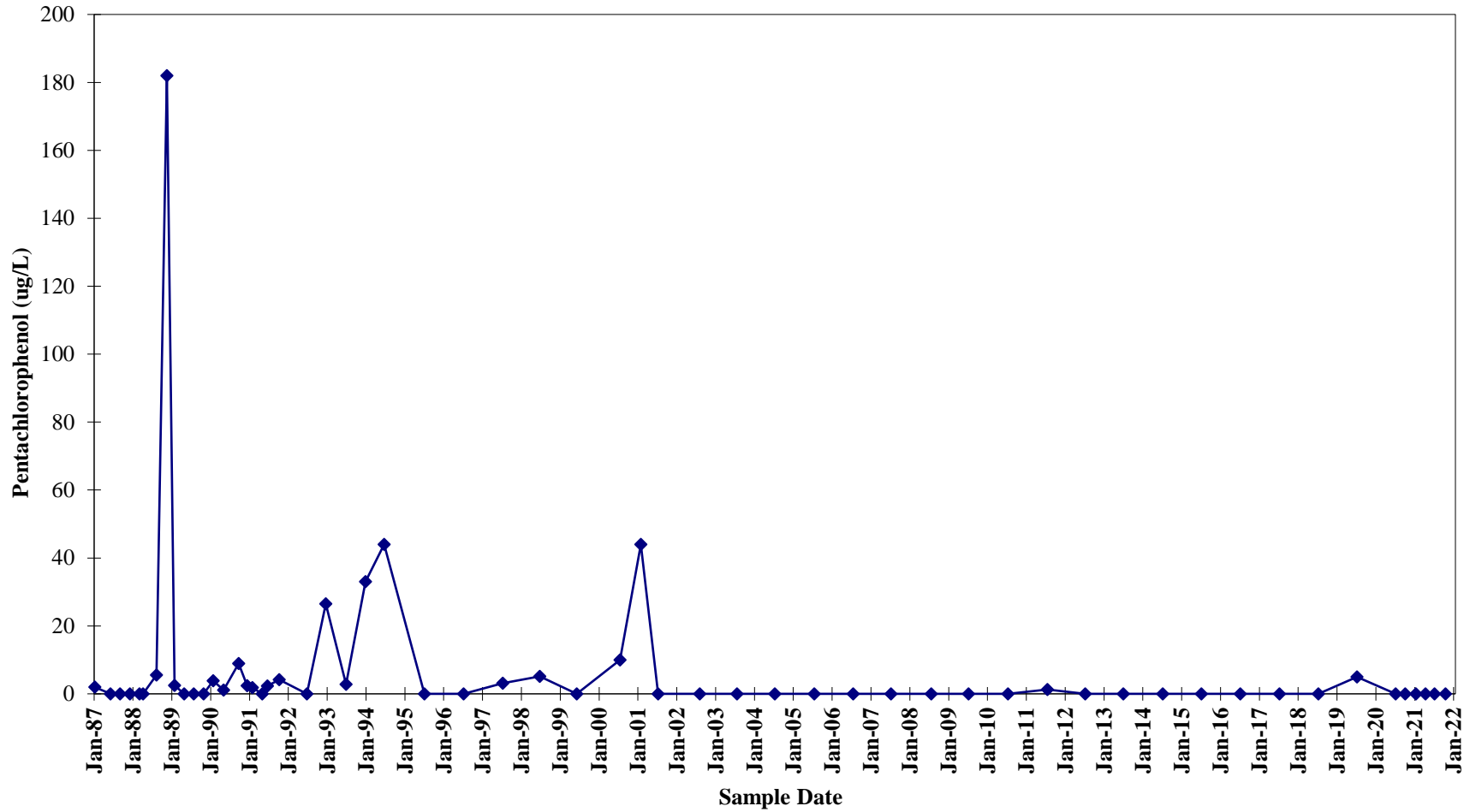


**Pentachlorophenol Concentrations
Historical Groundwater Monitoring
Well W19**

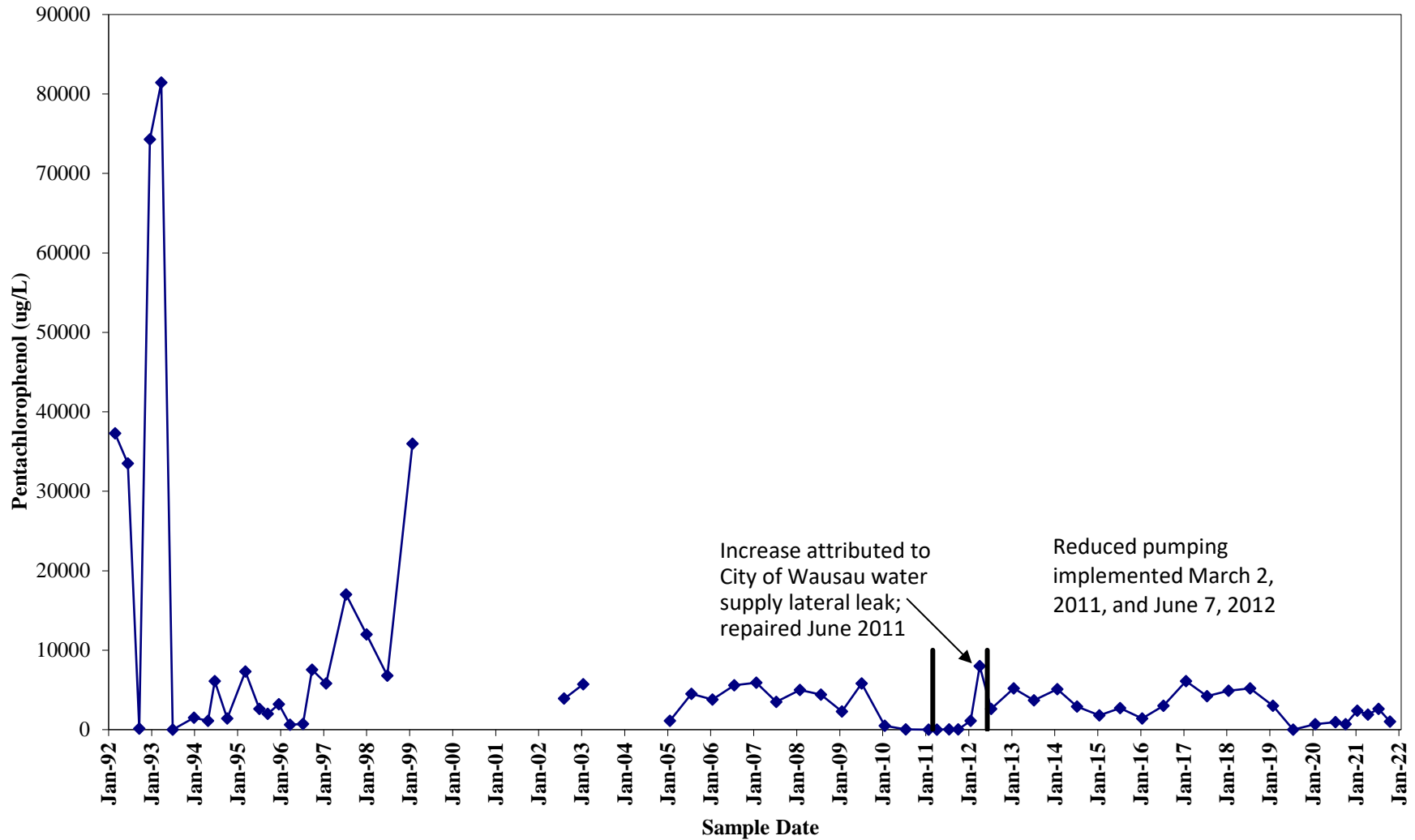


Wauleco abandoned this well in 2019 due to Thomas Street construction.

**Pentachlorophenol Concentrations
Historical Groundwater Monitoring
Well W21**

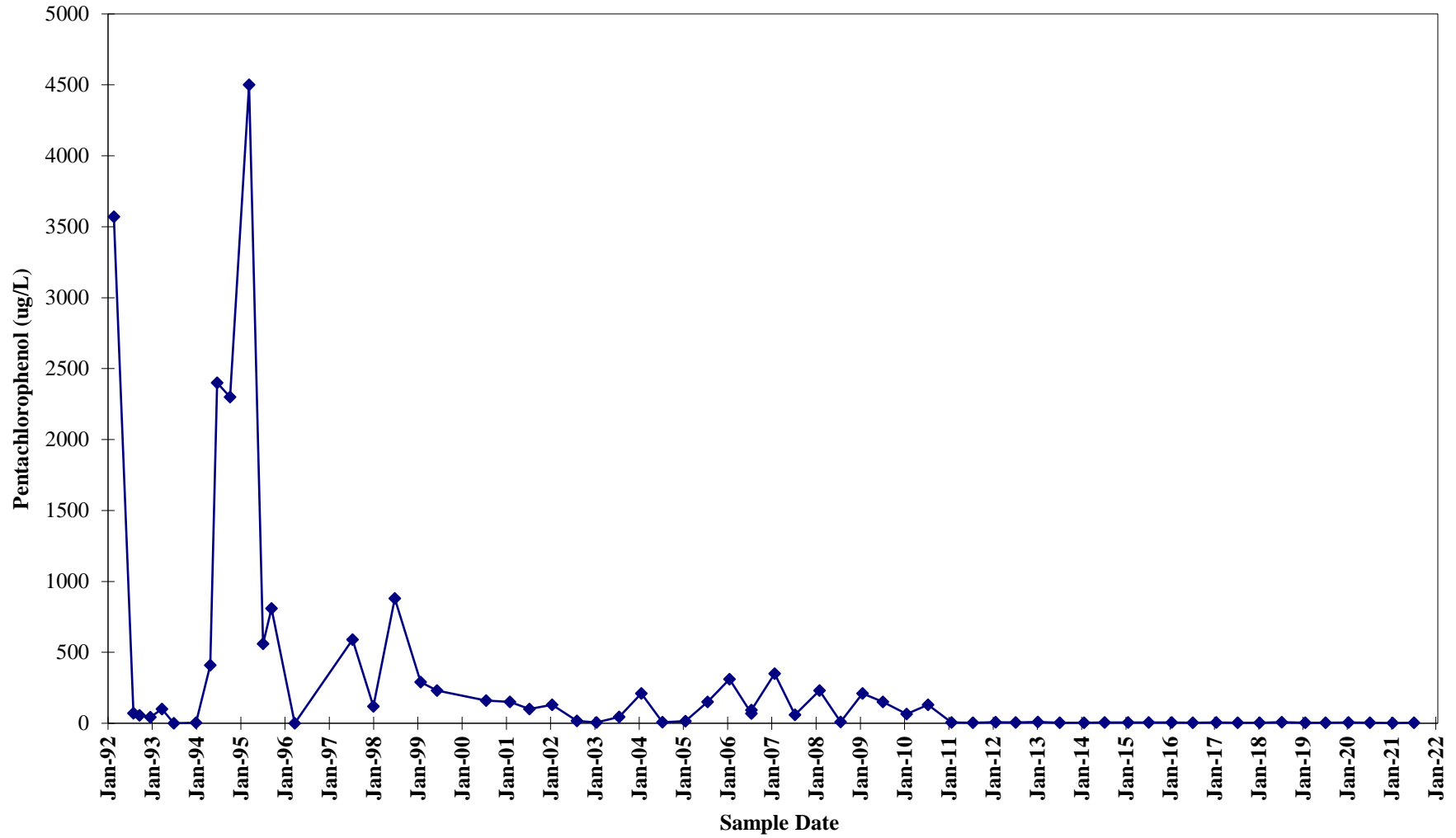


Pentachlorophenol Concentrations Historical Groundwater Monitoring Well W22

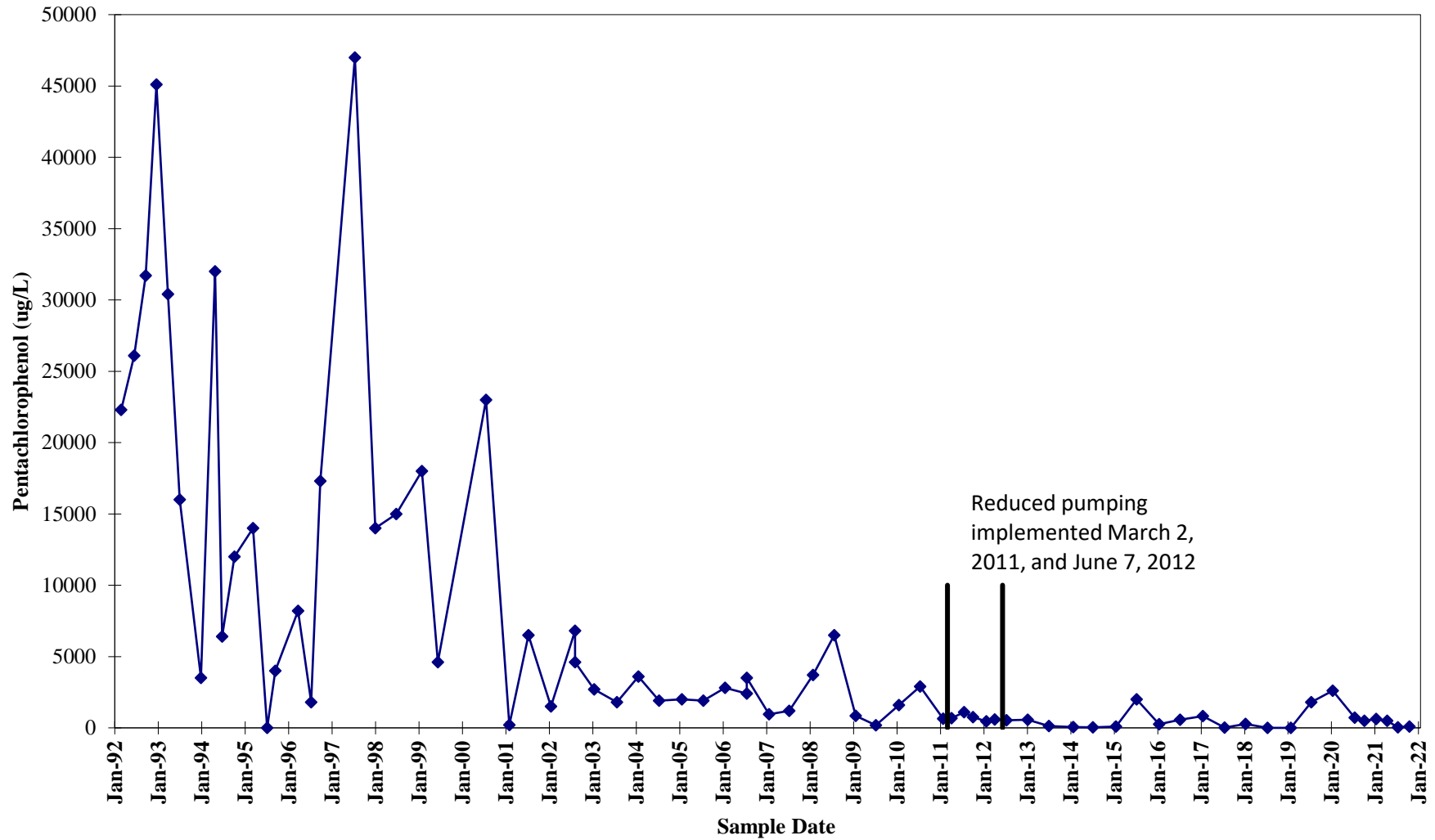


PCP data gap due to measurable product present in well.

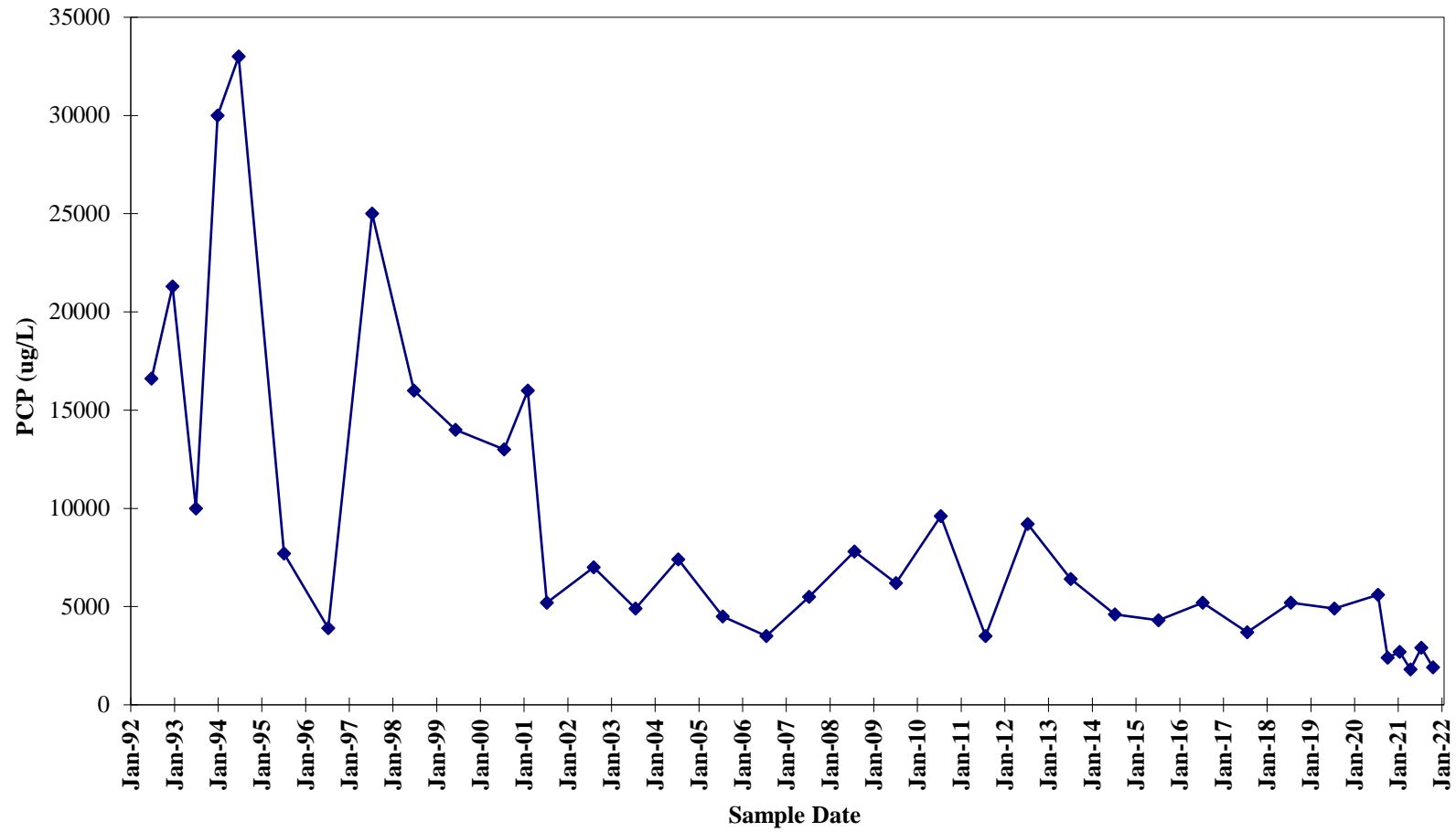
**Pentachlorophenol Concentrations
Historical Groundwater Monitoring
Well W25**



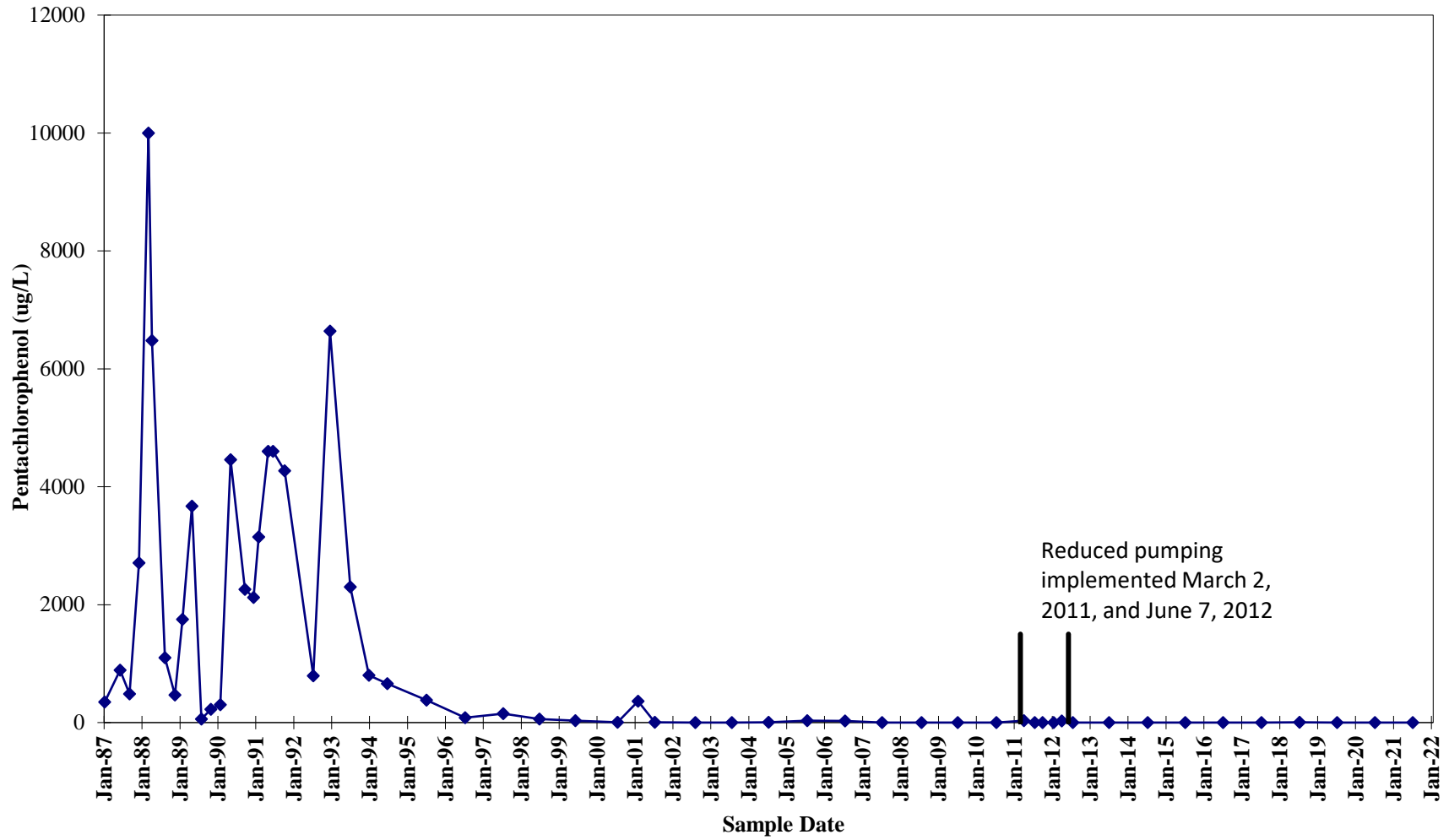
**Pentachlorophenol Concentrations
Historical Groundwater Monitoring
Well W26-W26R**



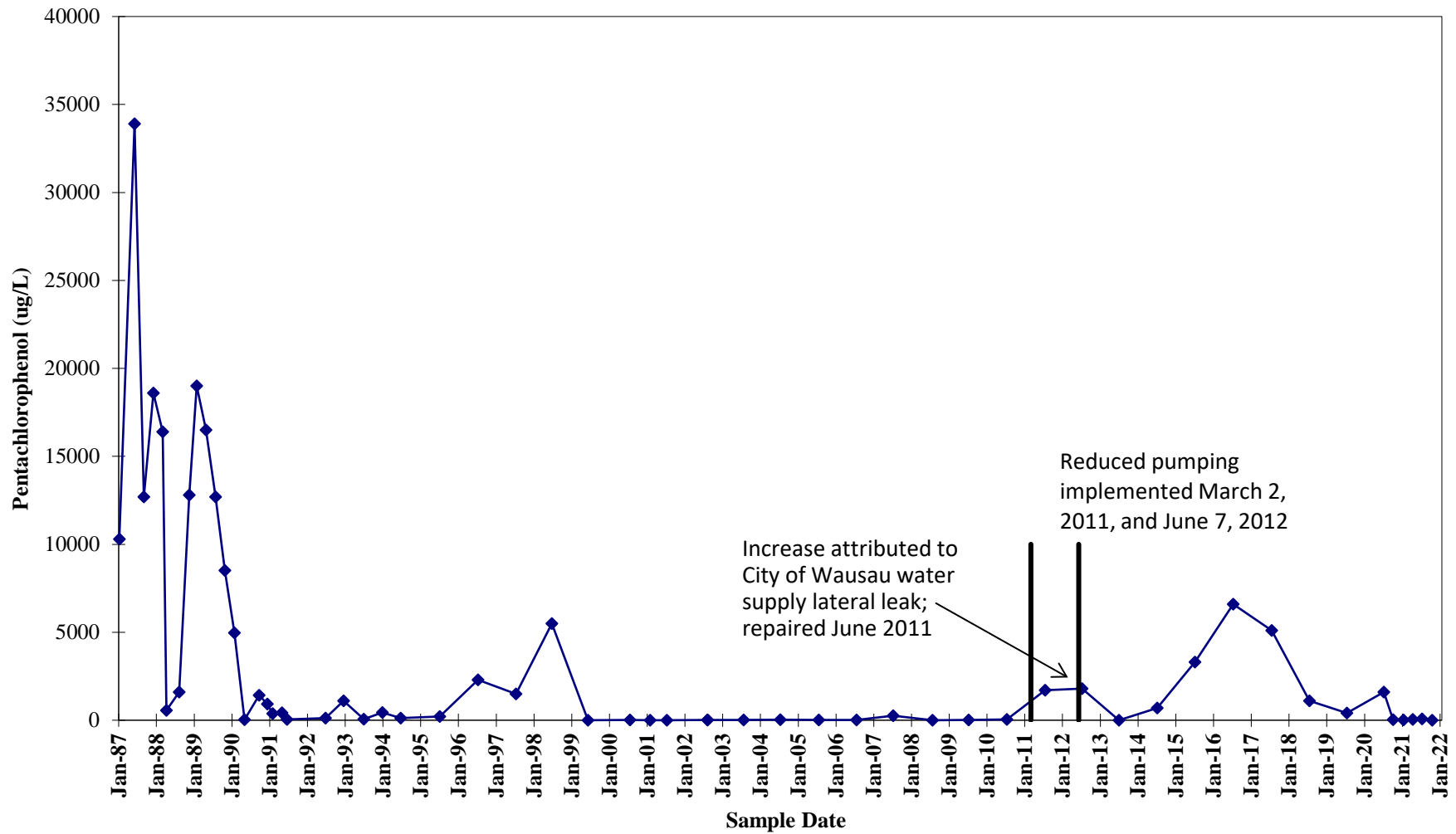
**Pentachlorophenol Concentrations
Historical Groundwater Monitoring
Well W27**



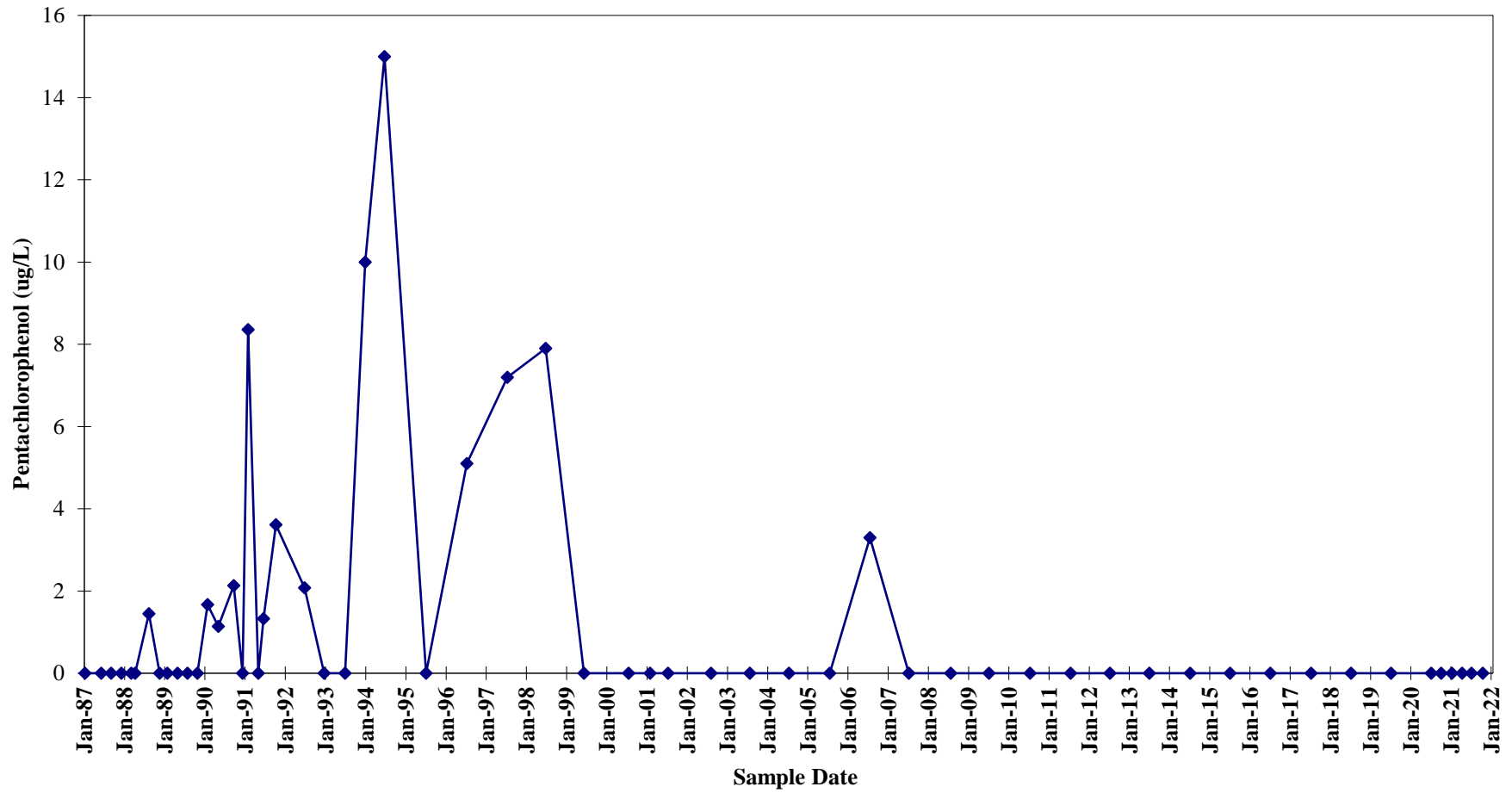
**Pentachlorophenol Concentrations
Historical Groundwater Monitoring
Well W28**



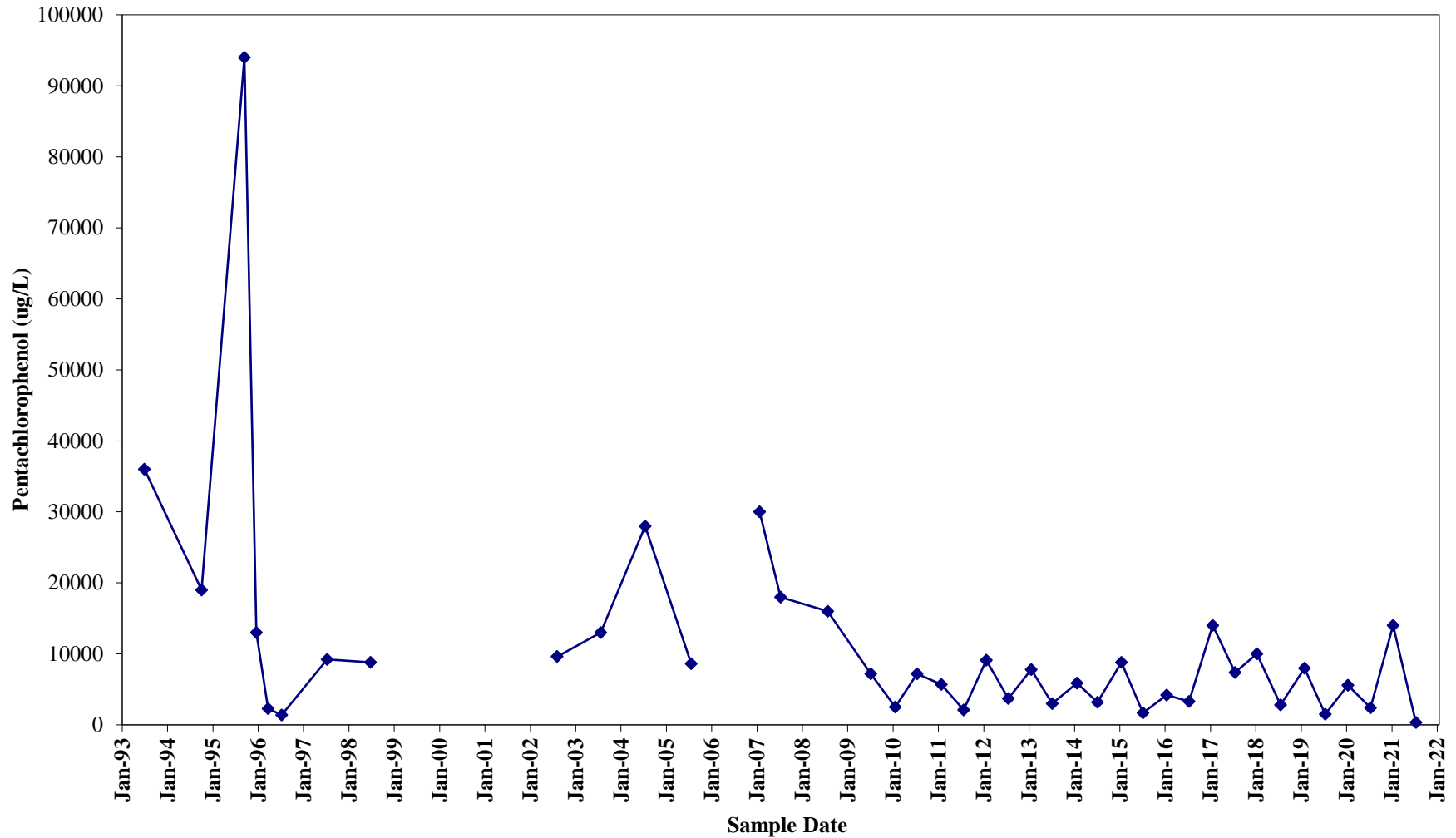
**Pentachlorophenol Concentrations
Historical Groundwater Monitoring
Well W29-W29R**



**Pentachlorophenol Concentrations
Historical Groundwater Monitoring
Well W32**

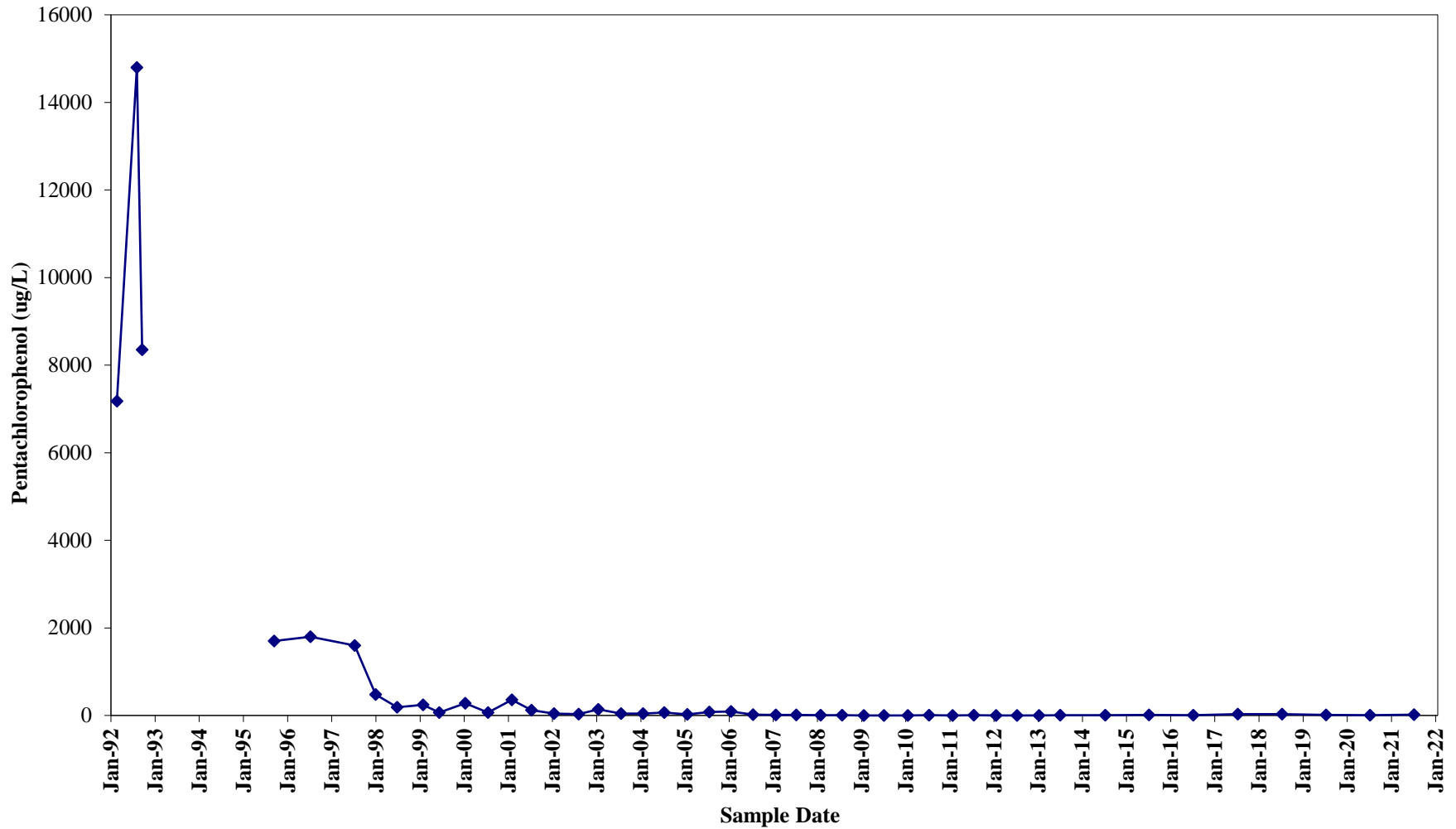


Pentachlorophenol Concentrations Historical Groundwater Monitoring Well W33



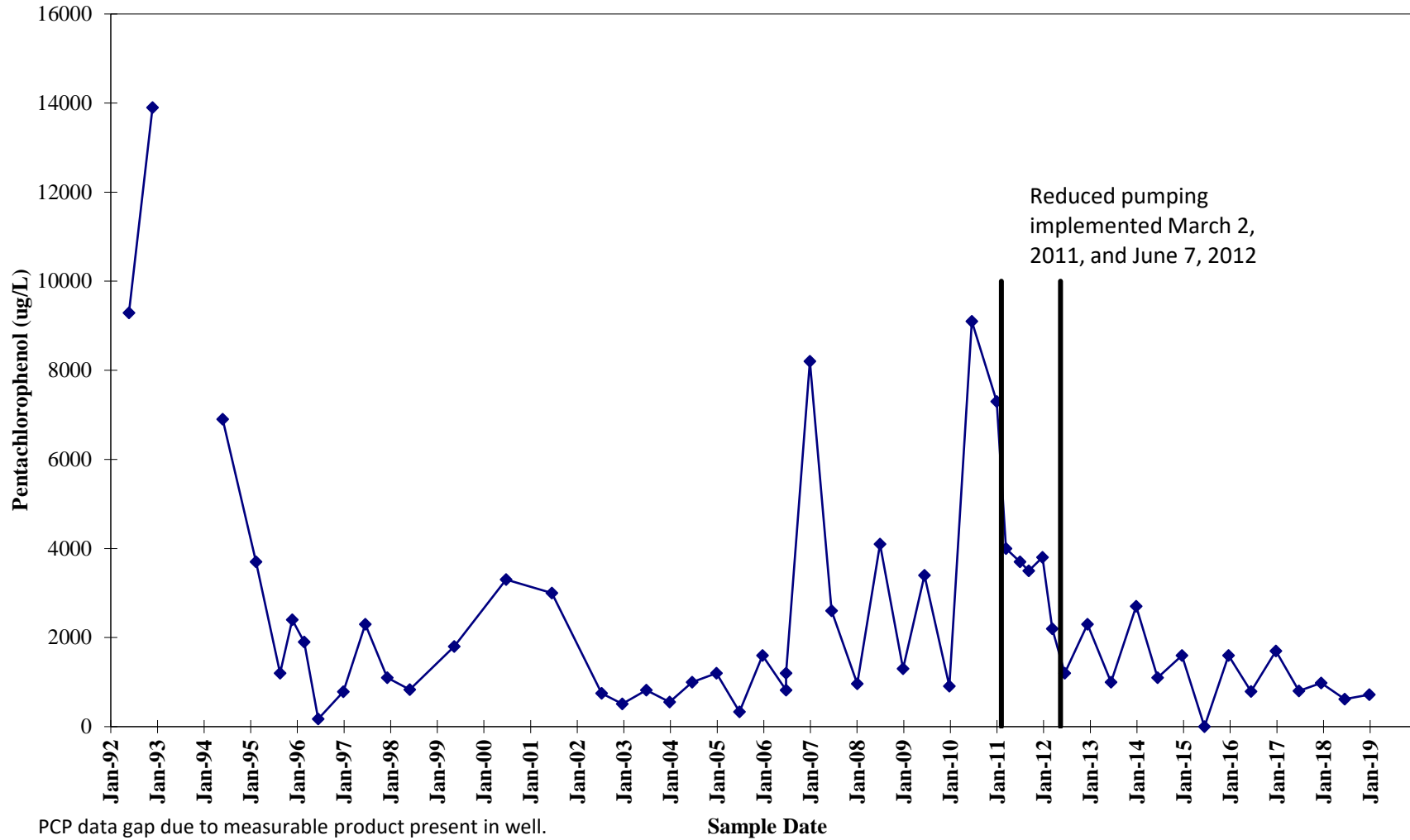
PCP data gap due to measurable product present in well.

Pentachlorophenol Concentrations Historical Groundwater Monitoring Well W36

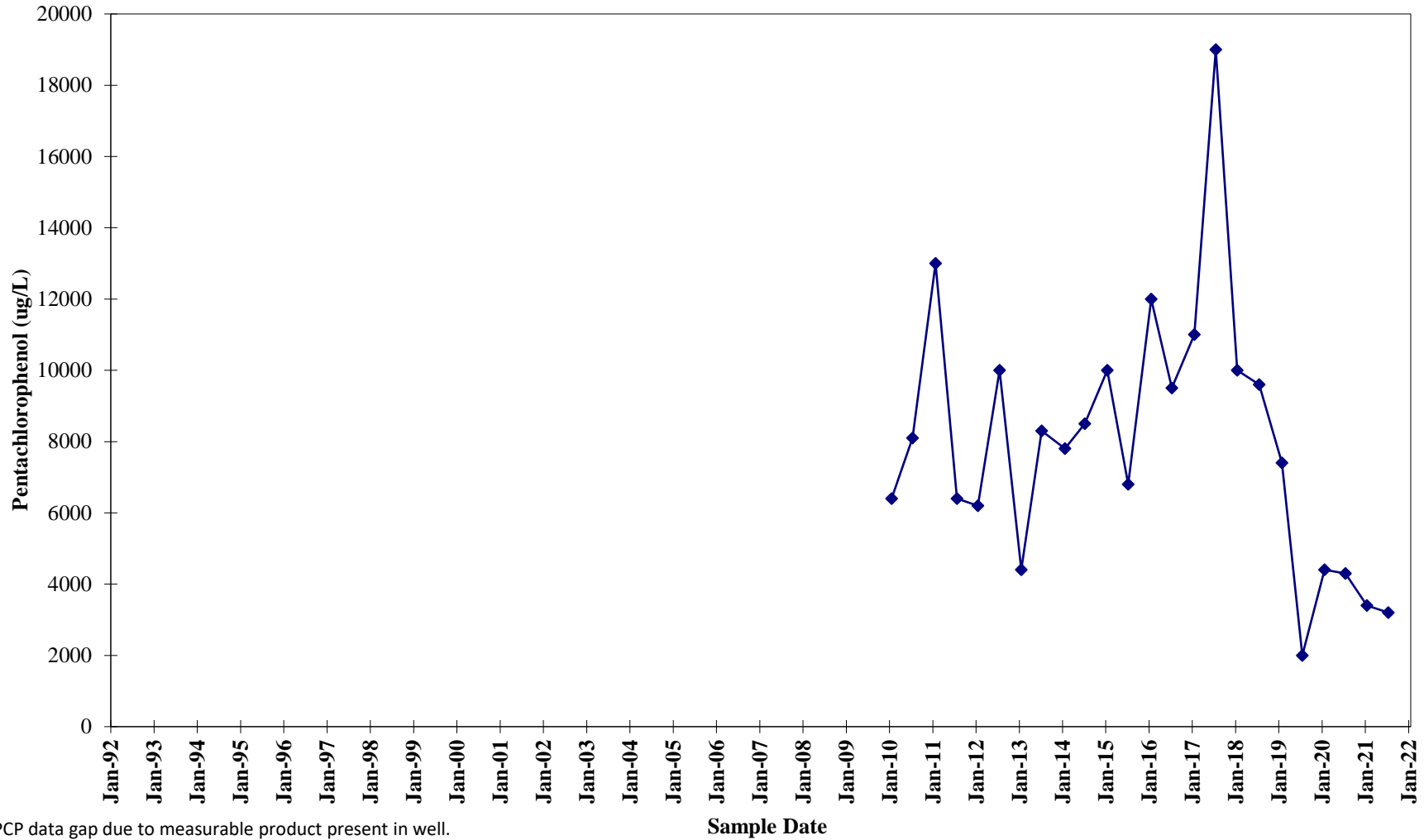


PCP data gap due to measurable product present in well.

Pentachlorophenol Concentrations Historical Groundwater Monitoring Well W39



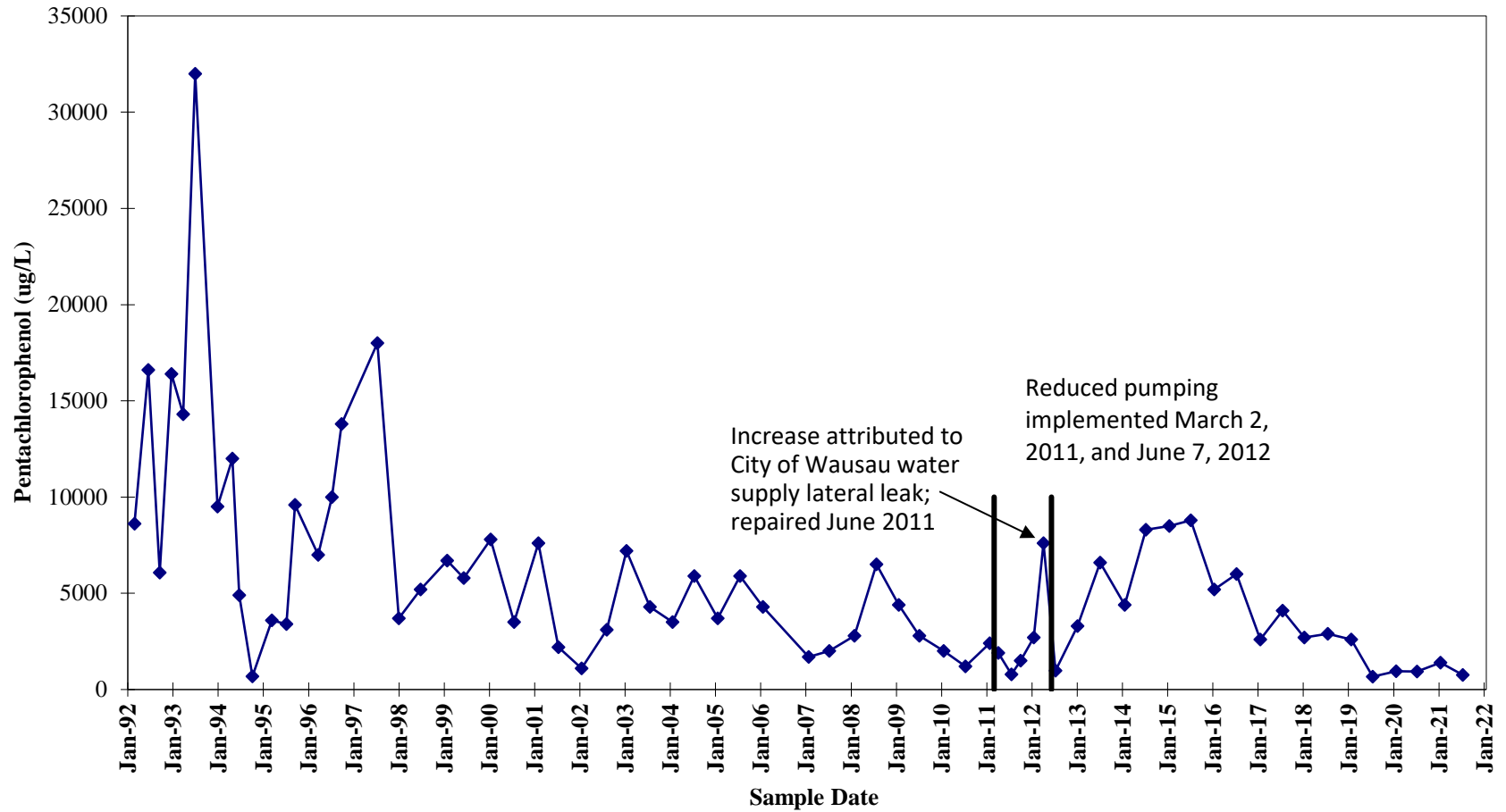
**Pentachlorophenol Concentrations
Historical Groundwater Monitoring
Well W40-W40R**



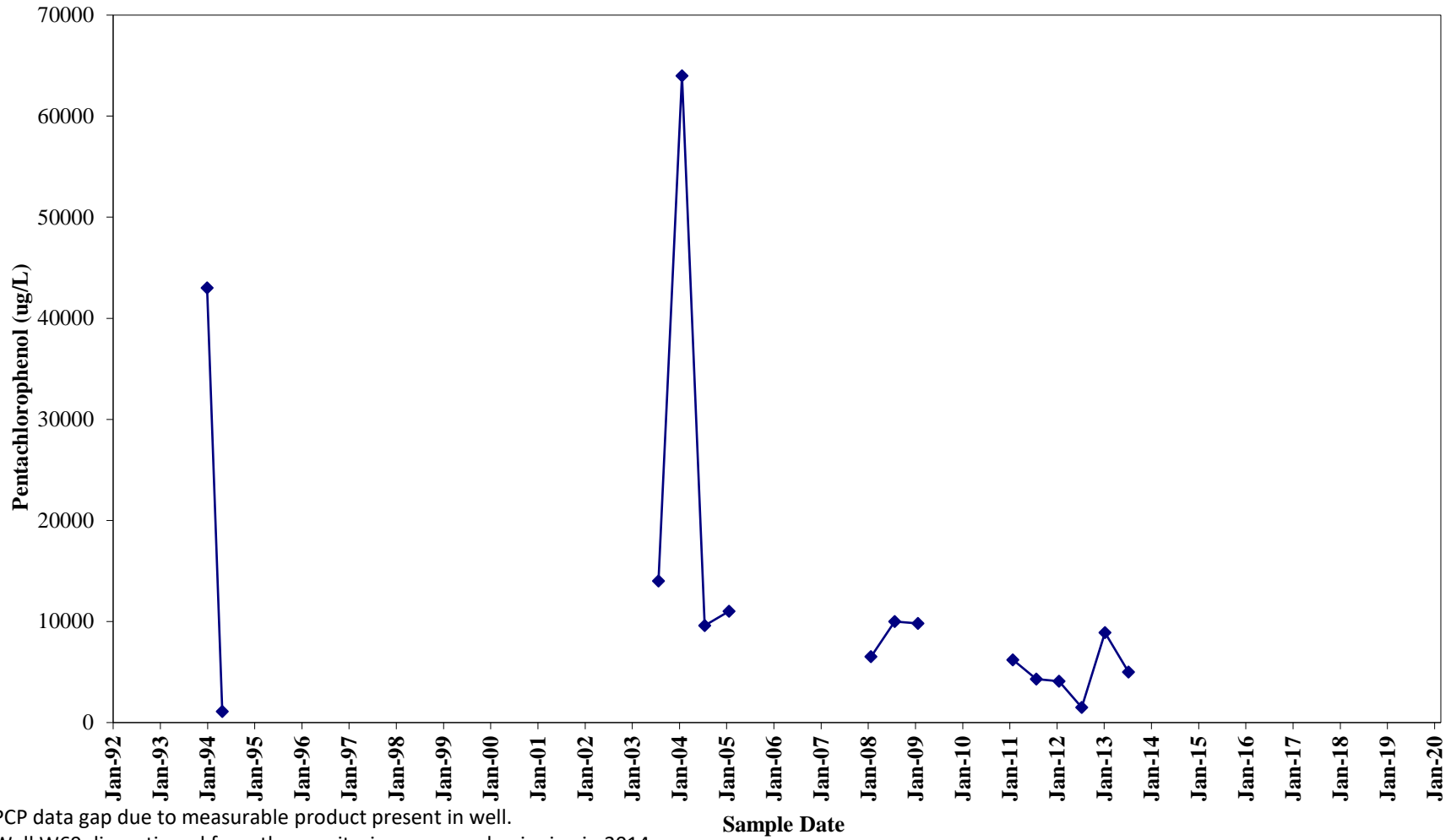
PCP data gap due to measurable product present in well.

Spike in PCP concentration in July 2017 probably due to presence of a small amount of product in water sample.

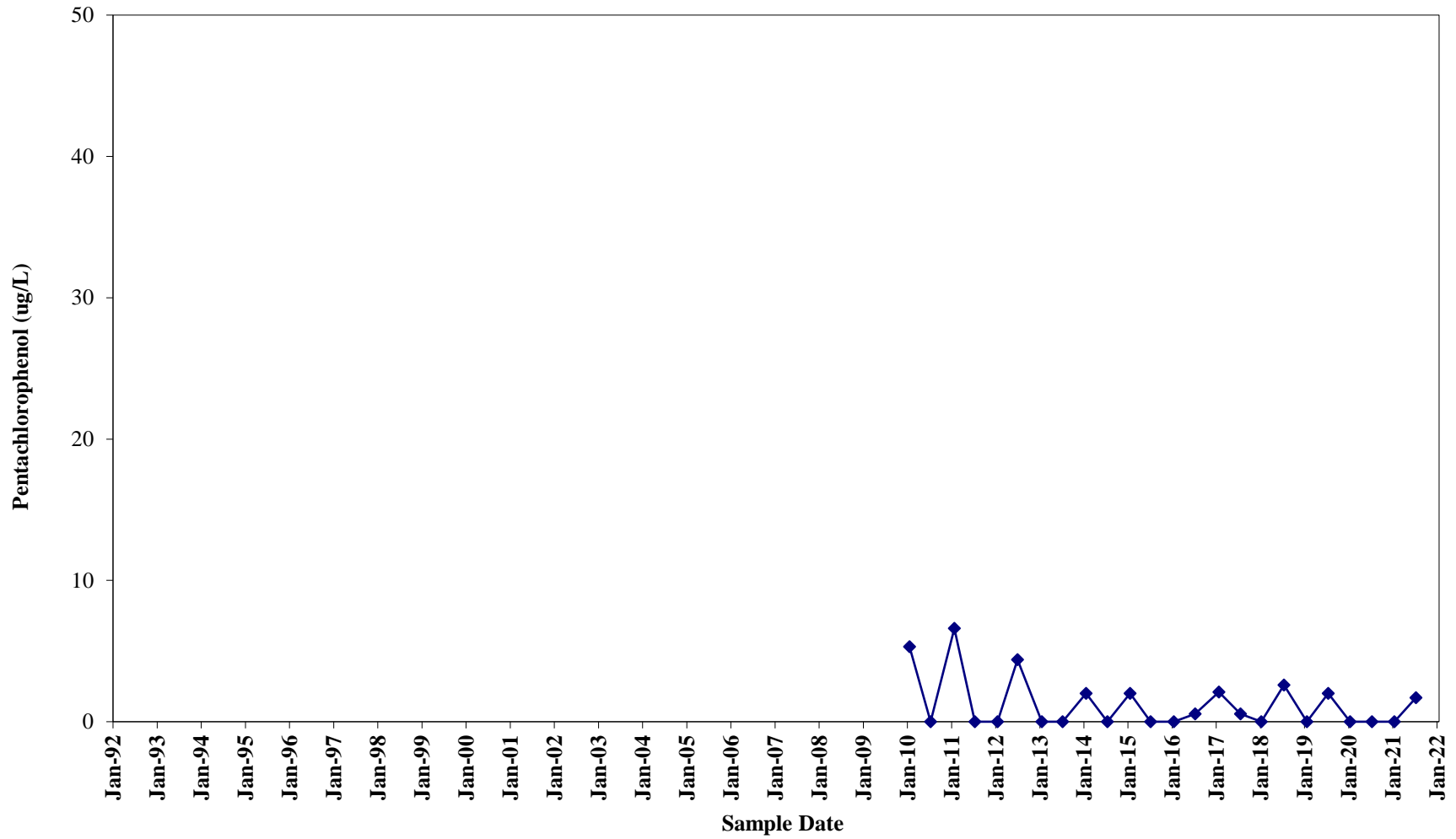
Pentachlorophenol Concentrations Historical Groundwater Monitoring Well W41



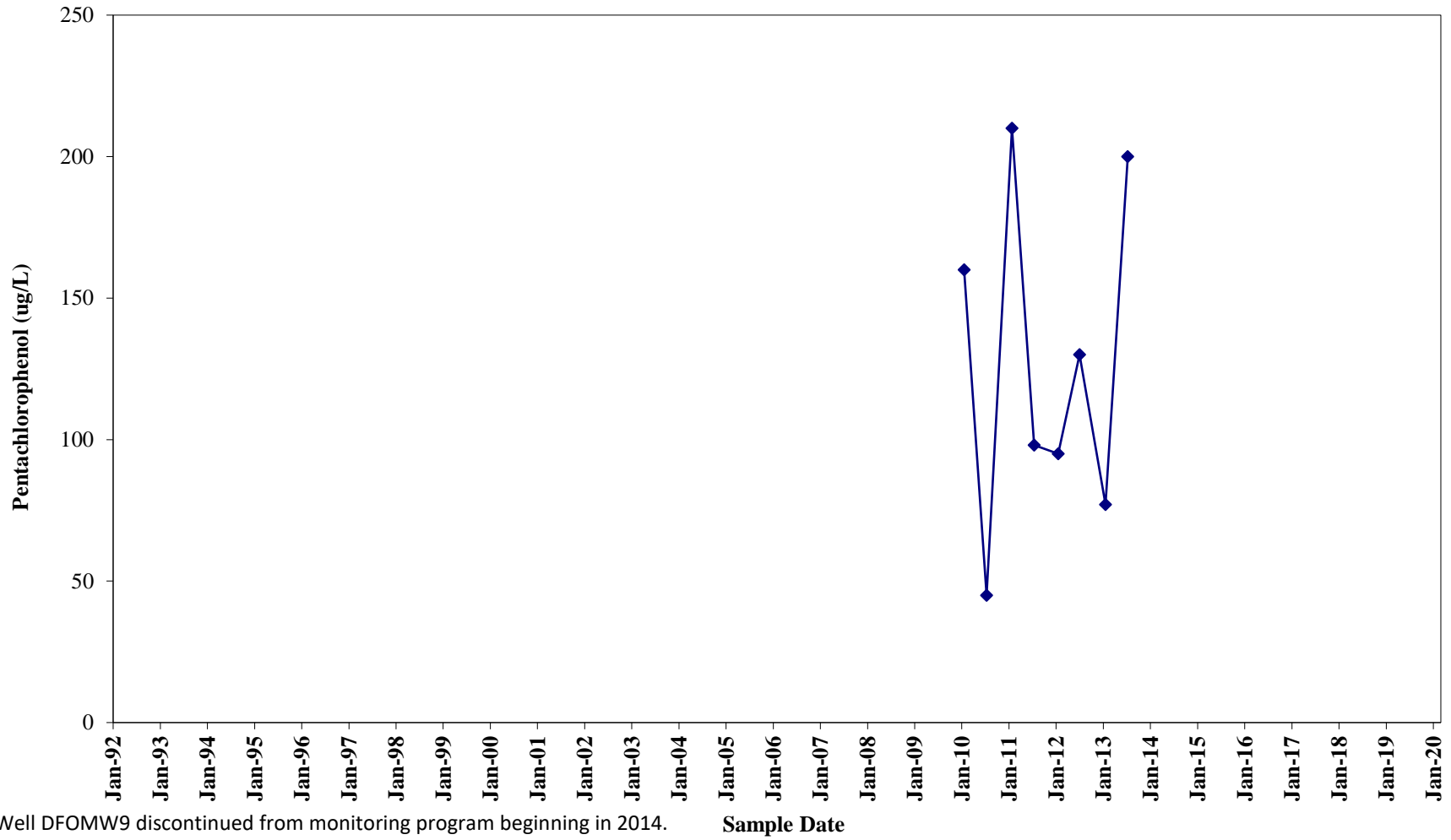
**Pentachlorophenol Concentrations
Historical Groundwater Monitoring
Well W69**



**Pentachlorophenol Concentrations
Historical Groundwater Monitoring
Well DFOMW5**

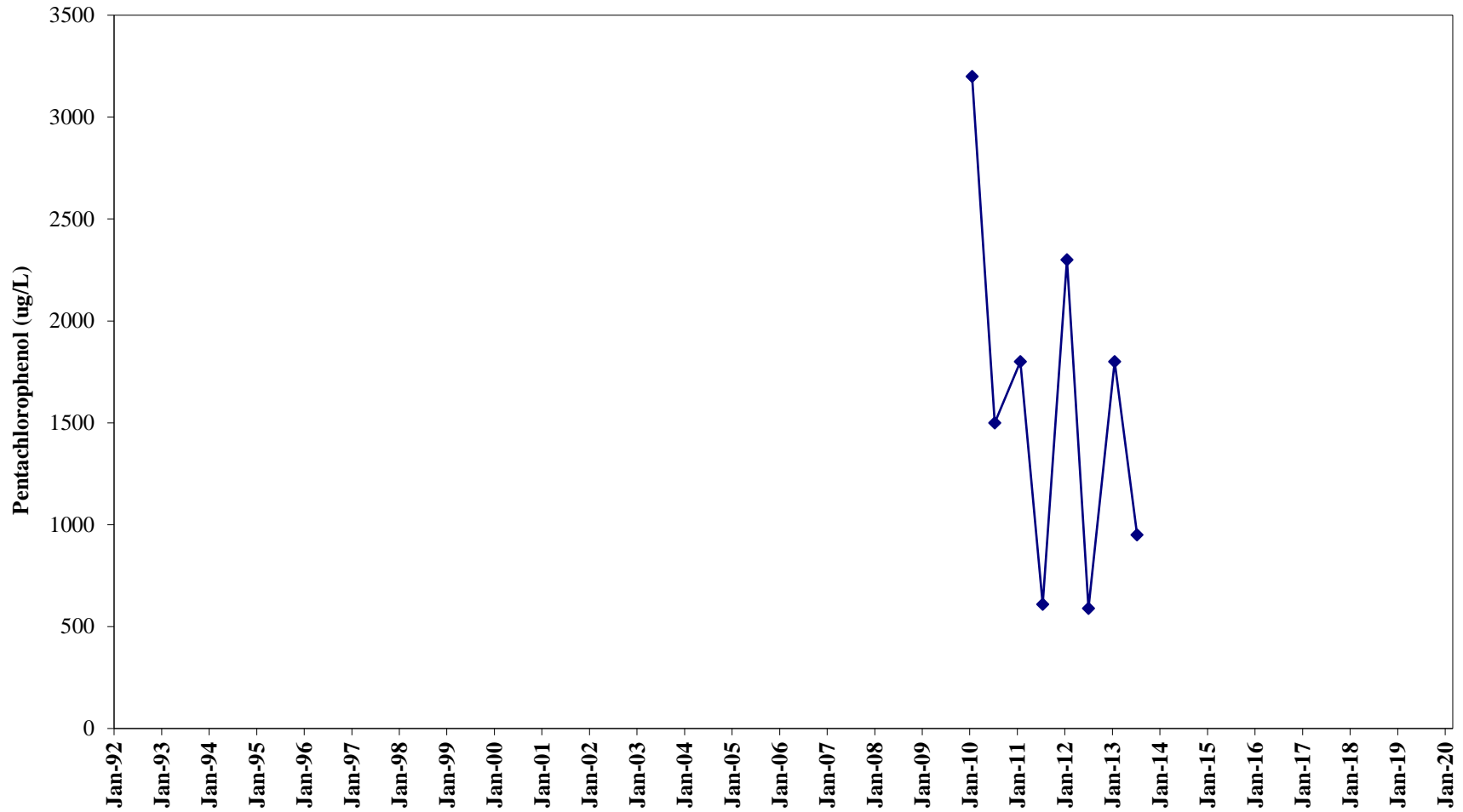


**Pentachlorophenol Concentrations
Historical Groundwater Monitoring
Well DFOMW9**



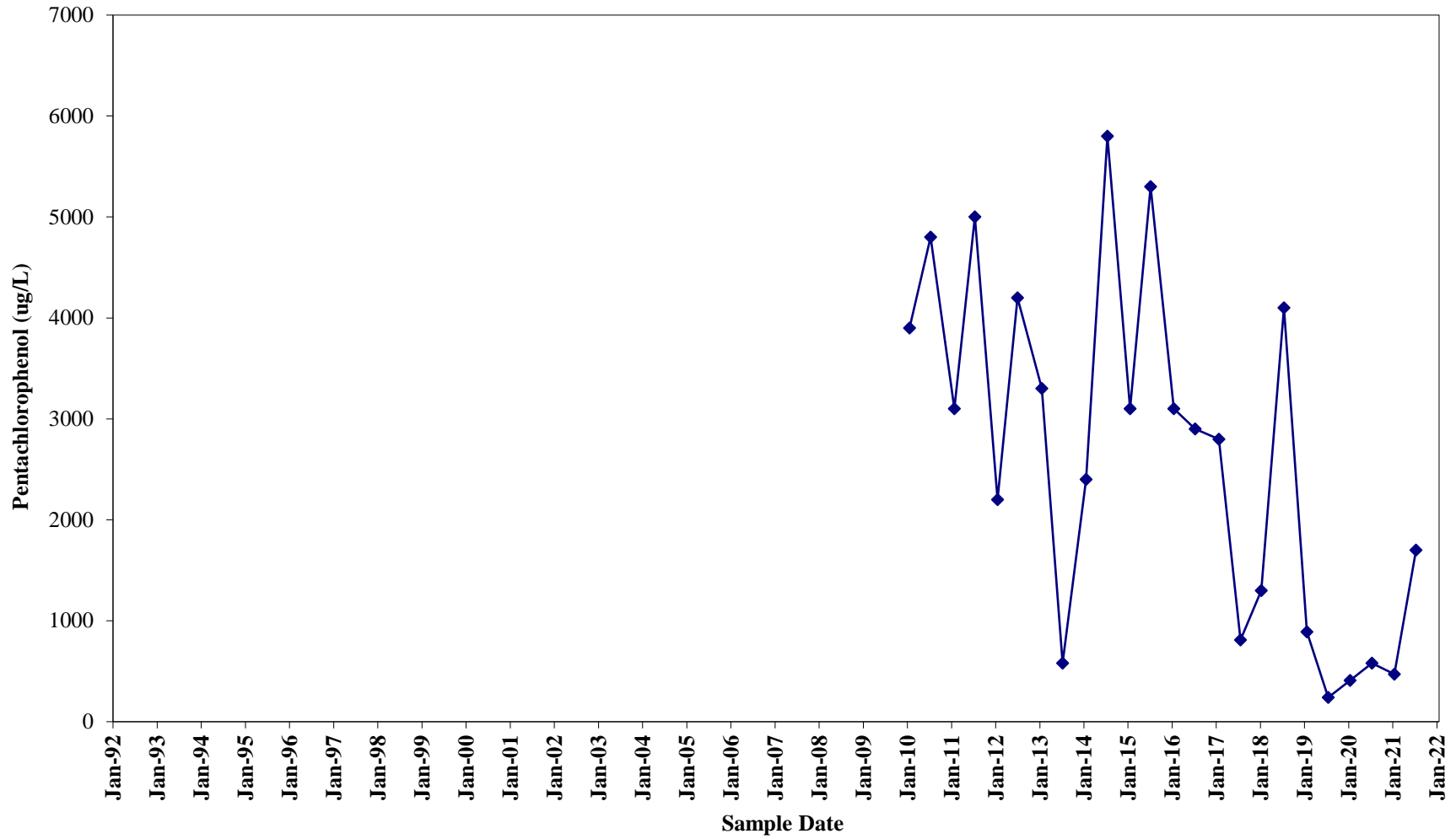
Well DFOMW9 discontinued from monitoring program beginning in 2014.
3M abandoned this well in 2015.

**Pentachlorophenol Concentrations
Historical Groundwater Monitoring
Well DFOMW10A**

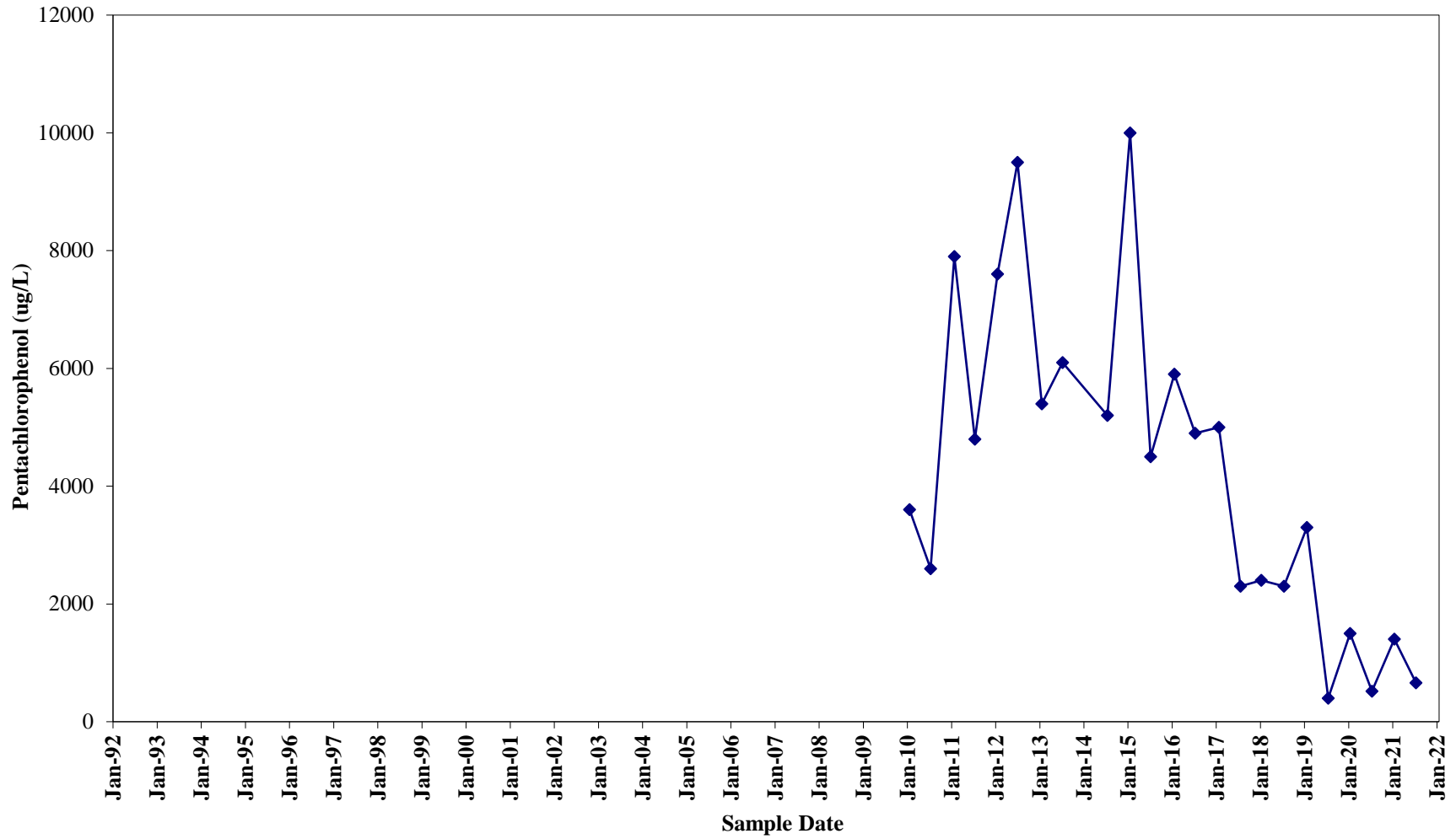


Well DFOMW10A discontinued from monitoring program beginning in 2014. 3M abandoned this well in 2015.

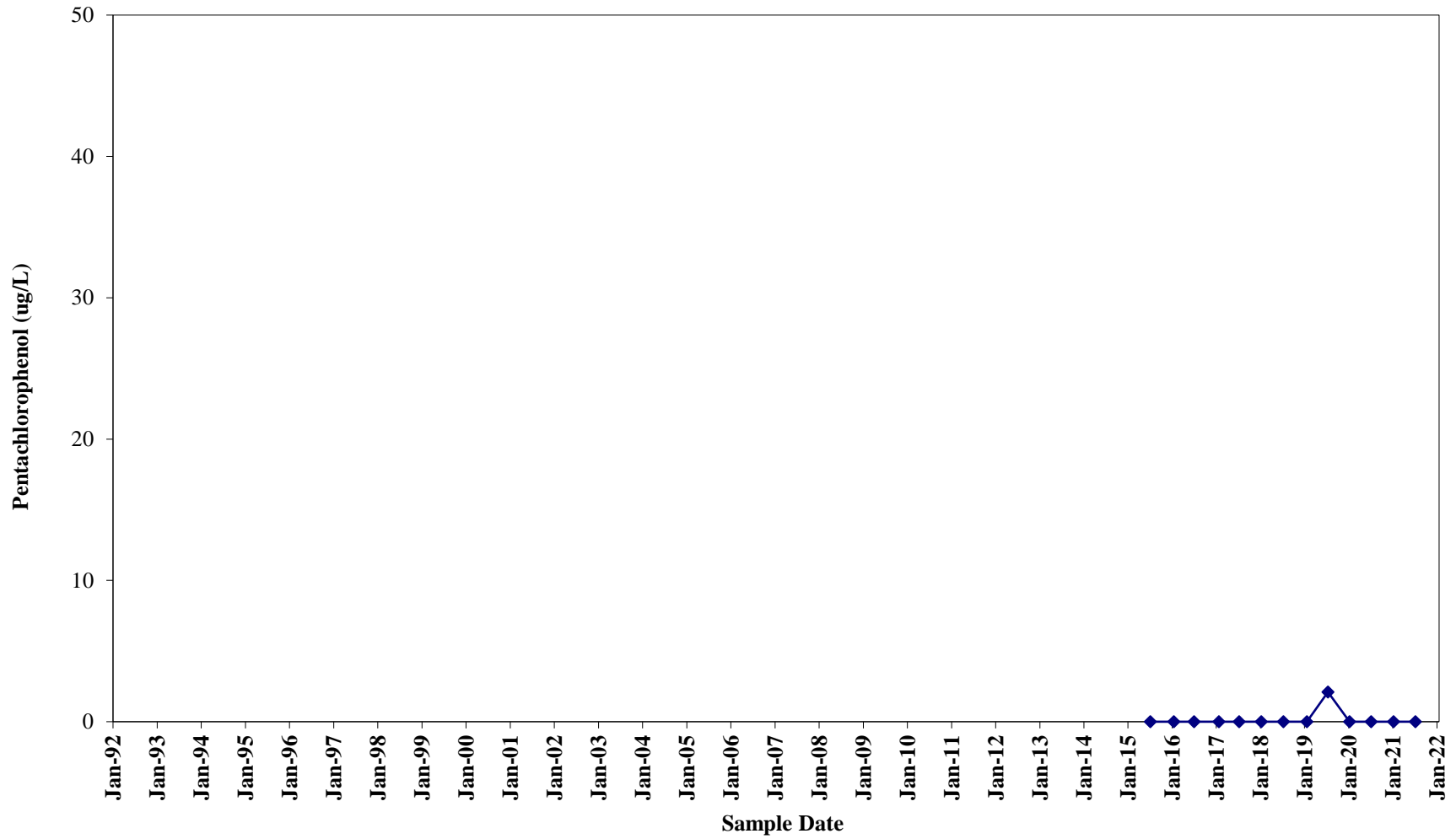
**Pentachlorophenol Concentrations
Historical Groundwater Monitoring
Well DFOMW11**



**Pentachlorophenol Concentrations
Historical Groundwater Monitoring
Well DFOMW12**

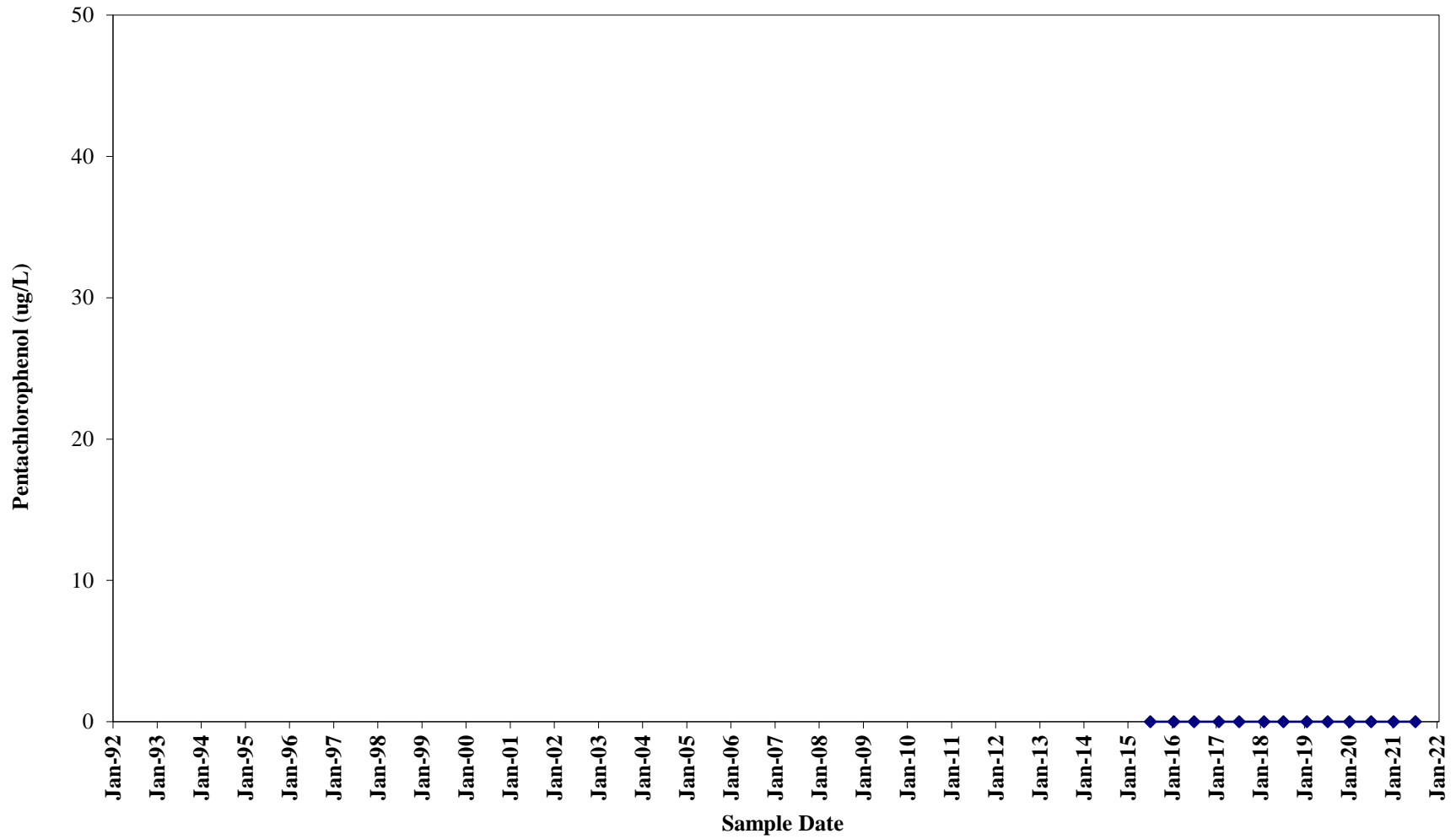


**Pentachlorophenol Concentrations
Historical Groundwater Monitoring
Well W71**



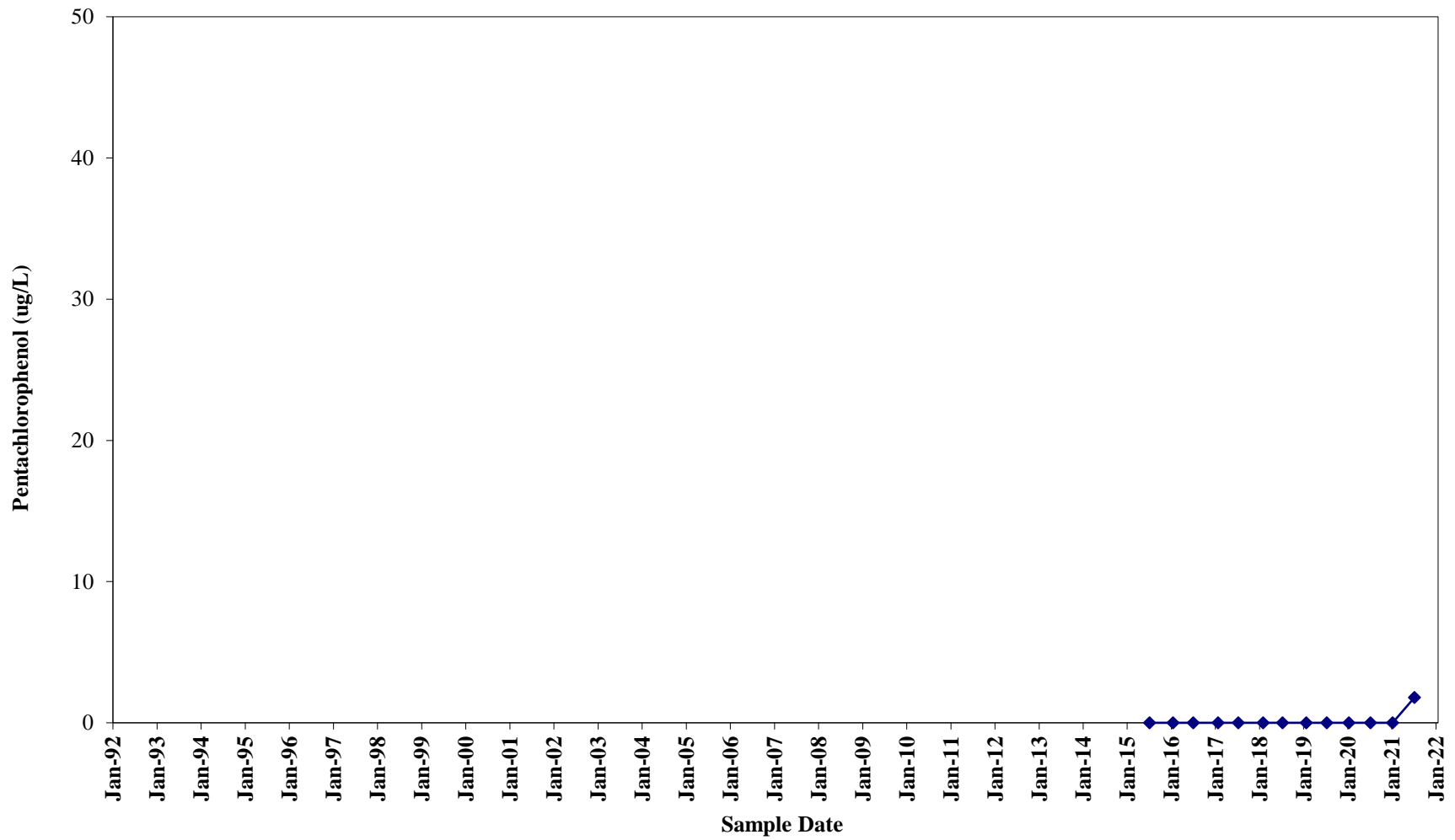
Well W71 installed in June 2015.

**Pentachlorophenol Concentrations
Historical Groundwater Monitoring
Well W72**



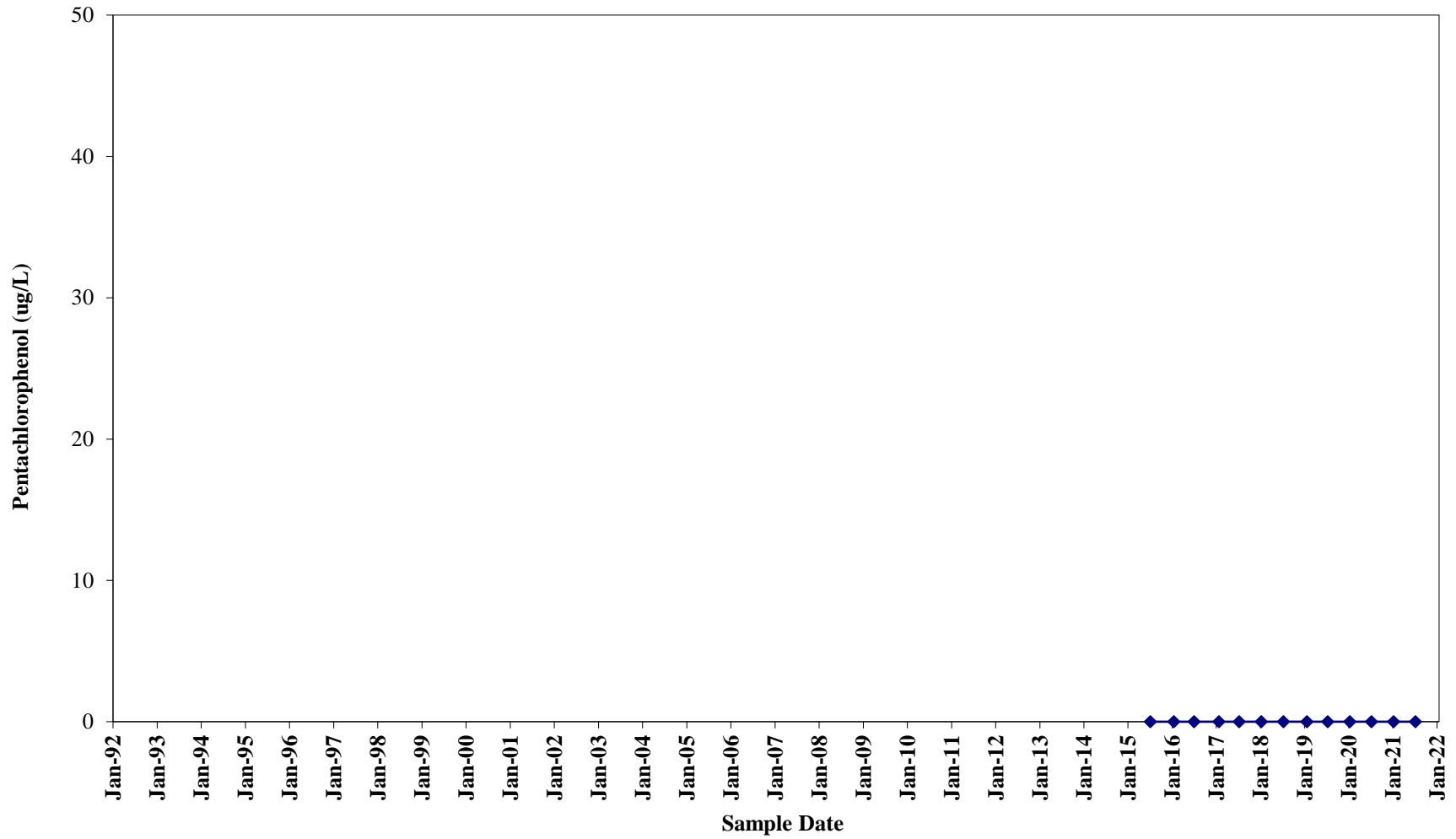
Well W72 installed in June 2015.

**Pentachlorophenol Concentrations
Historical Groundwater Monitoring
Well W73**



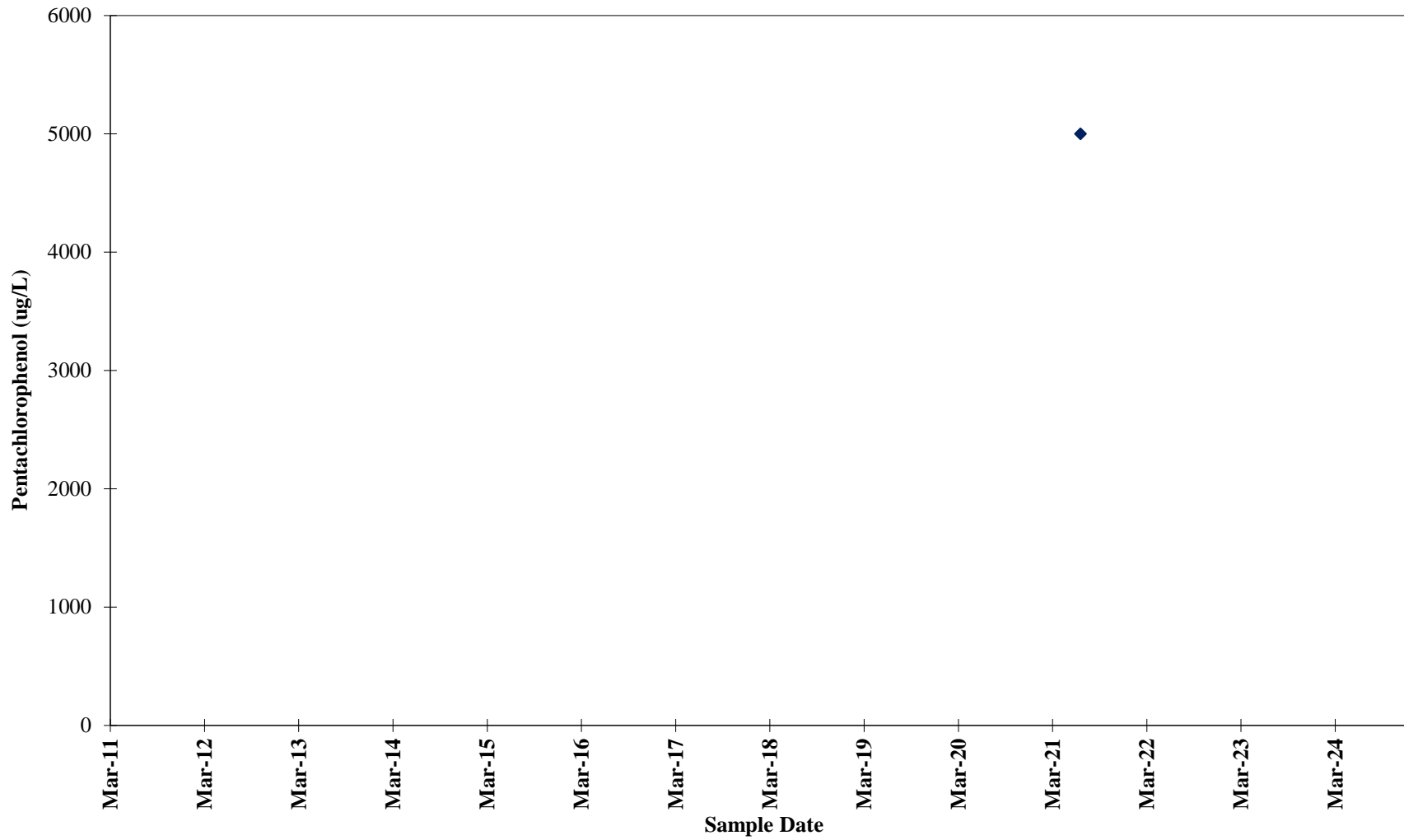
Well W73 installed in June 2015.

**Pentachlorophenol Concentrations
Historical Groundwater Monitoring
Well W74**



Well W74 installed in June 2015.

**Pentachlorophenol Concentrations
Historical Groundwater Monitoring
Well W44**



Sample first collected in March 2021 as part of the Bio-Trap Study.

APPENDIX D

LABORATORY REPORT

D1	January 2021
D2	April 2021
D3	July 2021
D4	October 2021

D1
January 2021

ANALYTICAL REPORT

TRC ENVIRONMENTAL
 BRUCE IVERSON
 708 HEARTLAND TRAIL
 MADISON, WI 53717

Project Name: WAULECO
 Project Phase: WAUSAU, WI
 Contract #: 2399
 Project #: 189597.0010
 Folder #: 159075
 Purchase Order #: 161494

Page 1 of 7
 Arrival Temperature: 4.3
 Report Date: 01/25/2021
 Date Received: 01/08/2021
 Reprint Date: 01/25/2021

CT LAB Sample#: 522002 Sample Description: W72 Sampled: 01/07/2021 0750

Analyte	Result	Units	LOD	LOQ	Dilution	Qualifier	Prep Date/Time	Analysis Date/Time	Analyst	Method
Organic Results										
Pentachlorophenol	<3.0	ug/L	1.6	10	1		01/14/2021 13:00	01/15/2021 18:43	RPN	EPA 8270D

CT LAB Sample#: 522003 Sample Description: W71 Sampled: 01/07/2021 0845

Analyte	Result	Units	LOD	LOQ	Dilution	Qualifier	Prep Date/Time	Analysis Date/Time	Analyst	Method
Organic Results										
Pentachlorophenol	<3.0	ug/L	1.7	11	1		01/14/2021 13:00	01/15/2021 19:02	RPN	EPA 8270D

CT LAB Sample#: 522004 Sample Description: W74 Sampled: 01/07/2021 0945

Analyte	Result	Units	LOD	LOQ	Dilution	Qualifier	Prep Date/Time	Analysis Date/Time	Analyst	Method
Organic Results										
Pentachlorophenol	<3.0	ug/L	1.6	10	1		01/14/2021 13:00	01/15/2021 19:21	RPN	EPA 8270D

CT LAB Sample#: 522005 Sample Description: W8

Sampled: 01/07/2021 1025

Analyte	Result	Units	LOD	LOQ	Dilution	Qualifier	Prep Date/Time	Analysis Date/Time	Analyst	Method
Inorganic Results										
Nitrate Nitrogen Total	4.6	mg/L	0.12	0.40	1			01/08/2021 12:20	TMG	EPA 9056A
Total Sulfate	20	mg/L	0.80	2.5	1			01/08/2021 12:20	TMG	EPA 9056A
Total Organic Carbon	0.77	mg/L	0.40 *	1.3	1			01/13/2021 13:58	KMT	EPA 9060A
Metals Results										
Dissolved Iron	<36	ug/L	36	120	1			01/11/2021 17:21	NAH	EPA 6010C
Dissolved Manganese	<1.4	ug/L	1.4	5.0	1			01/11/2021 17:21	NAH	EPA 6010C
Organic Results										
TPH as Mineral Spirits	<34	ug/L	34	110	1		01/13/2021 09:30	01/18/2021 19:24	JJY	EPA 8015
2,3,4,6-Tetrachlorophenol	<3.0	ug/L	2.1	10	1		01/14/2021 13:00	01/15/2021 19:39	RPN	EPA 8270D
2,4,5-Trichlorophenol	<3.0	ug/L	2.0	10	1		01/14/2021 13:00	01/15/2021 19:39	RPN	EPA 8270D
2,4,6-Trichlorophenol	<3.0	ug/L	1.8	10	1		01/14/2021 13:00	01/15/2021 19:39	RPN	EPA 8270D
2,4-Dichlorophenol	<3.0	ug/L	1.3	10	1		01/14/2021 13:00	01/15/2021 19:39	RPN	EPA 8270D
2,4-Dimethylphenol	<3.0	ug/L	1.6	10	1		01/14/2021 13:00	01/15/2021 19:39	RPN	EPA 8270D
2,4-Dinitrophenol	<3.0	ug/L	3.4	10	1		01/14/2021 13:00	01/15/2021 19:39	RPN	EPA 8270D
2,6-Dichlorophenol	<3.0	ug/L	1.8	10	1		01/14/2021 13:00	01/15/2021 19:39	RPN	EPA 8270D
2-Chlorophenol	<3.0	ug/L	1.4	10	1		01/14/2021 13:00	01/15/2021 19:39	RPN	EPA 8270D
2-Methylphenol	<3.0	ug/L	1.5	10	1		01/14/2021 13:00	01/15/2021 19:39	RPN	EPA 8270D
2-Nitrophenol	<3.0	ug/L	1.3	10	1		01/14/2021 13:00	01/15/2021 19:39	RPN	EPA 8270D
3 & 4-Methylphenol	<3.0	ug/L	3.5	19	1		01/14/2021 13:00	01/15/2021 19:39	RPN	EPA 8270D
4,6-Dinitro-2-methylphenol	<3.0	ug/L	1.3	10	1		01/14/2021 13:00	01/15/2021 19:39	RPN	EPA 8270D
4-Chloro-3-methylphenol	<3.0	ug/L	1.3	10	1		01/14/2021 13:00	01/15/2021 19:39	RPN	EPA 8270D
4-Nitrophenol	<3.0	ug/L	2.1	10	1		01/14/2021 13:00	01/15/2021 19:39	RPN	EPA 8270D
Pentachlorophenol	<3.0	ug/L	1.6	10	1		01/14/2021 13:00	01/15/2021 19:39	RPN	EPA 8270D

Unless specifically stated to the contrary, soil/sediment/sludge sample results/LOD/LOQ/RLs were reported on a Dry Weight Basis

CT LAB Sample#: 522005 Sample Description: W8 Sampled: 01/07/2021 1025

Analyte	Result	Units	LOD	LOQ	Dilution	Qualifier	Prep Date/Time	Analysis Date/Time	Analyst	Method
Phenol	<3.0	ug/L	2.1	5.2	1		01/14/2021 13:00	01/15/2021 19:39	RPN	EPA 8270D

CT LAB Sample#: 522008 Sample Description: W73 Sampled: 01/07/2021 1105

Analyte	Result	Units	LOD	LOQ	Dilution	Qualifier	Prep Date/Time	Analysis Date/Time	Analyst	Method
---------	--------	-------	-----	-----	----------	-----------	----------------	--------------------	---------	--------

Inorganic Results

Total Sulfate	25	mg/L	0.80	2.5	1			01/08/2021 12:39	TMG	EPA 9056A
Total Organic Carbon	1.5	mg/L	0.40	1.3	1			01/13/2021 14:12	KMT	EPA 9060A

Metals Results

Dissolved Iron	<36	ug/L	36	120	1			01/11/2021 17:44	NAH	EPA 6010C
Dissolved Manganese	1.8	ug/L	1.4 *	5.0	1			01/11/2021 17:44	NAH	EPA 6010C

Organic Results

TPH as Mineral Spirits	<33	ug/L	33	110	1		01/13/2021 09:30	01/18/2021 19:59	JJY	EPA 8015
2,3,4,6-Tetrachlorophenol	<3.0	ug/L	1.9	9.4	1		01/14/2021 13:00	01/15/2021 19:58	RPN	EPA 8270D
2,4,5-Trichlorophenol	<3.0	ug/L	1.8	9.4	1		01/14/2021 13:00	01/15/2021 19:58	RPN	EPA 8270D
2,4,6-Trichlorophenol	<3.0	ug/L	1.6	9.4	1		01/14/2021 13:00	01/15/2021 19:58	RPN	EPA 8270D
2,4-Dichlorophenol	<3.0	ug/L	1.2	9.4	1		01/14/2021 13:00	01/15/2021 19:58	RPN	EPA 8270D
2,4-Dimethylphenol	<3.0	ug/L	1.5	9.4	1		01/14/2021 13:00	01/15/2021 19:58	RPN	EPA 8270D
2,4-Dinitrophenol	<3.0	ug/L	3.1	9.4	1		01/14/2021 13:00	01/15/2021 19:58	RPN	EPA 8270D
2,6-Dichlorophenol	<3.0	ug/L	1.6	9.4	1		01/14/2021 13:00	01/15/2021 19:58	RPN	EPA 8270D
2-Chlorophenol	<3.0	ug/L	1.3	9.4	1		01/14/2021 13:00	01/15/2021 19:58	RPN	EPA 8270D
2-Methylphenol	<3.0	ug/L	1.4	9.4	1		01/14/2021 13:00	01/15/2021 19:58	RPN	EPA 8270D
2-Nitrophenol	<3.0	ug/L	1.2	9.4	1		01/14/2021 13:00	01/15/2021 19:58	RPN	EPA 8270D

CT LAB Sample#: 522008 Sample Description: W73

Sampled: 01/07/2021 1105

Analyte	Result	Units	LOD	LOQ	Dilution	Qualifier	Prep Date/Time	Analysis Date/Time	Analyst	Method
3 & 4-Methylphenol	<3.0	ug/L	3.2	17	1		01/14/2021 13:00	01/15/2021 19:58	RPN	EPA 8270D
4,6-Dinitro-2-methylphenol	<3.0	ug/L	1.2	9.4	1		01/14/2021 13:00	01/15/2021 19:58	RPN	EPA 8270D
4-Chloro-3-methylphenol	<3.0	ug/L	1.2	9.4	1		01/14/2021 13:00	01/15/2021 19:58	RPN	EPA 8270D
4-Nitrophenol	<3.0	ug/L	1.9	9.4	1		01/14/2021 13:00	01/15/2021 19:58	RPN	EPA 8270D
Pentachlorophenol	<3.0	ug/L	1.5	9.4	1		01/14/2021 13:00	01/15/2021 19:58	RPN	EPA 8270D
Phenol	<3.0	ug/L	1.9	4.7	1		01/14/2021 13:00	01/15/2021 19:58	RPN	EPA 8270D

CT LAB Sample#: 522009 Sample Description: W28

Sampled: 01/07/2021 1200

Analyte	Result	Units	LOD	LOQ	Dilution	Qualifier	Prep Date/Time	Analysis Date/Time	Analyst	Method
Inorganic Results										
Total Sulfate	13	mg/L	0.80	2.5	1			01/08/2021 12:59	TMG	EPA 9056A
Total Organic Carbon	0.48	mg/L	0.40 *	1.3	1			01/13/2021 14:26	KMT	EPA 9060A
Metals Results										
Dissolved Iron	<36	ug/L	36	120	1			01/11/2021 17:51	NAH	EPA 6010C
Dissolved Manganese	<1.4	ug/L	1.4	5.0	1			01/11/2021 17:51	NAH	EPA 6010C
Organic Results										
TPH as Mineral Spirits	<34	ug/L	34	110	1		01/13/2021 09:30	01/18/2021 20:34	JJY	EPA 8015

CT LAB Sample#: 522010 Sample Description: W18

Sampled: 01/07/2021 1300

Analyte	Result	Units	LOD	LOQ	Dilution	Qualifier	Prep Date/Time	Analysis Date/Time	Analyst	Method
---------	--------	-------	-----	-----	----------	-----------	----------------	--------------------	---------	--------

Inorganic Results

CT LAB Sample#: 522010 Sample Description: W18

Sampled: 01/07/2021 1300

Analyte	Result	Units	LOD	LOQ	Dilution	Qualifier	Prep Date/Time	Analysis Date/Time	Analyst	Method
Total Sulfate	19	mg/L	0.80	2.5	1			01/08/2021 13:18	TMG	EPA 9056A
Total Organic Carbon	0.45	mg/L	0.40 *	1.3	1			01/13/2021 14:40	KMT	EPA 9060A
Metals Results										
Dissolved Iron	<36	ug/L	36	120	1			01/11/2021 17:58	NAH	EPA 6010C
Dissolved Manganese	2.2	ug/L	1.4 *	5.0	1			01/11/2021 17:58	NAH	EPA 6010C
Organic Results										
TPH as Mineral Spirits	<34	ug/L	34	110	1		01/13/2021 09:30	01/18/2021 21:09	JJY	EPA 8015

CT LAB Sample#: 522011 Sample Description: W6R

Sampled: 01/07/2021 1335

Analyte	Result	Units	LOD	LOQ	Dilution	Qualifier	Prep Date/Time	Analysis Date/Time	Analyst	Method
Inorganic Results										
Nitrate Nitrogen Total	0.14	mg/L	0.12 *	0.40	1			01/08/2021 13:37	TMG	EPA 9056A
Total Sulfate	11	mg/L	0.80	2.5	1			01/08/2021 13:37	TMG	EPA 9056A
Total Organic Carbon	15	mg/L	0.40	1.3	1			01/13/2021 14:53	KMT	EPA 9060A
Metals Results										
Dissolved Iron	48.0	ug/L	36 *	120	1			01/11/2021 18:04	NAH	EPA 6010C
Dissolved Manganese	1120	ug/L	1.4	5.0	1	M		01/11/2021 18:04	NAH	EPA 6010C
Organic Results										
TPH as Mineral Spirits	4800	ug/L	35	120	1		01/13/2021 09:30	01/18/2021 21:44	JJY	EPA 8015
2,3,4,6-Tetrachlorophenol	230	ug/L	20	100	10		01/14/2021 13:00	01/15/2021 20:17	RPN	EPA 8270D
2,4,5-Trichlorophenol	<3.0	ug/L	19	100	10		01/14/2021 13:00	01/15/2021 20:17	RPN	EPA 8270D
2,4,6-Trichlorophenol	<3.0	ug/L	17	100	10		01/14/2021 13:00	01/15/2021 20:17	RPN	EPA 8270D

Unless specifically stated to the contrary, soil/sediment/sludge sample results/LOD/LOQ/RLs were reported on a Dry Weight Basis

CT LAB Sample#: 522011 Sample Description: W6R

Sampled: 01/07/2021 1335

Analyte	Result	Units	LOD	LOQ	Dilution	Qualifier	Prep Date/Time	Analysis Date/Time	Analyst	Method
2,4-Dichlorophenol	<3.0	ug/L	13	100	10		01/14/2021 13:00	01/15/2021 20:17	RPN	EPA 8270D
2,4-Dimethylphenol	<3.0	ug/L	16	100	10		01/14/2021 13:00	01/15/2021 20:17	RPN	EPA 8270D
2,4-Dinitrophenol	<3.0	ug/L	34	100	10		01/14/2021 13:00	01/15/2021 20:17	RPN	EPA 8270D
2,6-Dichlorophenol	<3.0	ug/L	17	100	10		01/14/2021 13:00	01/15/2021 20:17	RPN	EPA 8270D
2-Chlorophenol	<3.0	ug/L	14	100	10		01/14/2021 13:00	01/15/2021 20:17	RPN	EPA 8270D
2-Methylphenol	<3.0	ug/L	15	100	10		01/14/2021 13:00	01/15/2021 20:17	RPN	EPA 8270D
2-Nitrophenol	<3.0	ug/L	13	100	10		01/14/2021 13:00	01/15/2021 20:17	RPN	EPA 8270D
3 & 4-Methylphenol	<3.0	ug/L	35	180	10		01/14/2021 13:00	01/15/2021 20:17	RPN	EPA 8270D
4,6-Dinitro-2-methylphenol	<3.0	ug/L	13	100	10		01/14/2021 13:00	01/15/2021 20:17	RPN	EPA 8270D
4-Chloro-3-methylphenol	<3.0	ug/L	13	100	10		01/14/2021 13:00	01/15/2021 20:17	RPN	EPA 8270D
4-Nitrophenol	<3.0	ug/L	20	100	10		01/14/2021 13:00	01/15/2021 20:17	RPN	EPA 8270D
Pentachlorophenol	4600	ug/L	160	1000	100		01/14/2021 13:00	01/18/2021 20:11	RPN	EPA 8270D
Phenol	<3.0	ug/L	20	51	10		01/14/2021 13:00	01/15/2021 20:17	RPN	EPA 8270D

Notes: * Indicates a value in between the LOD (limit of detection) and the LOQ (limit of quantitation). All LOD/LOQs are adjusted to reflect dilution and also any differences in the sample weight / volume as compared to standard amounts.

All samples were received intact and properly preserved unless otherwise noted. The results reported relate only to the samples tested. This report shall not be reproduced, except in full, without written approval of this laboratory. The Chain of Custody is attached.

Submitted by: **Brett M. Szymanski**
 Project Manager
 608-356-2760

QC Qualifiers

Code Description

- B** **Analyte detected in the associated Method Blank.**
- C** **Toxicity present in BOD sample.**
- D** **Diluted Out.**
- E** **Safe, No Total Coliform detected.**
- F** **Unsafe, Total Coliform detected, no E. Coli detected.**
- G** **Unsafe, Total Coliform detected and E. Coli detected.**
- H** **Holding time exceeded.**
- I** **Incubator temperature was outside acceptance limits during test period.**
- J** **Estimated value.**
- L** **Significant peaks were detected outside the chromatographic window.**
- M** **Matrix spike and/or Matrix Spike Duplicate recovery outside acceptance limits.**
- N** **Insufficient BOD oxygen depletion.**
- O** **Complete BOD oxygen depletion.**
- P** **Concentration of analyte differs more than 40% between primary and confirmation analysis.**
- Q** **Laboratory Control Sample outside acceptance limits.**
- R** **See Narrative at end of report.**
- S** **Surrogate standard recovery outside acceptance limits due to apparent matrix effects.**
- T** **Sample received with improper preservation or temperature.**
- U** **Analyte concentration was below detection limit.**
- V** **Raised Quantitation or Reporting Limit due to limited sample amount or dilution for matrix background interference.**
- W** **Sample amount received was below program minimum.**
- X** **Analyte exceeded calibration range.**
- Y** **Replicate/Duplicate precision outside acceptance limits.**
- Z** **Specified calibration criteria was not met.**

Current CT Laboratories Certifications

- Wisconsin (WDNR) Chemistry ID# 157066030
- Wisconsin (DATCP) Bacteriology ID# 289
- Louisiana NELAP (primary) ID# ACC20190002
- Illinois NELAP Lab ID# 200073
- Kansas NELAP Lab ID# E-10368
- Virginia NELAP Lab ID# 460203
- ISO/IEC 17025-2005 A2LA Cert # 3806.01
- DoD-ELAP A2LA 3806.01
- GA EPD Stipulation ID ACC20190002

Company Name: TRC
 Project Contact: Bruce Iverson
 Telephone: 608-826-3644
 Project Name: Wauleco
 Project Number: 189597.0010
 Project Location: Wausau, WI
 Sampled By: Tom Dushek

CTLaboratories

Folder #: 159075
 Company: TRC ENVIRONMENTA
 Project: WAULECO
 Logged By: EKB PM: BM

1230 Lange Court, Baraboo, WI 53913
 608-356-2760 Tel. Fx 608-356-2766
 www.ctlaboratories.com

Mail Report To: Bruce Iverson
 Company: TRC
 Address: 708 Heartland Trail
 City/State/Zip: Madison, WI 53717

Invoice To: Accounts Payable
 Company: TRC
 Address:
 City/State/Zip:

PO No. 161494

Contract No.

Regulatory Program:
 UST RCRA SDWA NPDES
 Solid Waste Other

Ice Present Yes No
 Temperature 33, 34, 34, 43
 Initials EL
 Date 1/7/21 Time 9:30
 Cooler # 6538, 6592

Turnaround Time

Normal RUSH* Date Needed _____
 *Notify Lab prior to sending in RUSH
 Surcharges 24 hr 200% 2-3 days 100% 4-9 days 50%
 Surcharges subject to change without notice.

Landfill License Number

Collection		Field Screen	Field ID	Grab/Comp	Sample ID Description	Filt'd Y/N	WDNR Well ID #	**Matrix:	TPH	TOC	Sulfate	Diss. Mn, Fe	Phenols (8270)	Nitrate	PCP (8270)	Total No of Containers	Total No of Cont. Rec'd	Preservation*	Client Special Instructions: Metals are filtered.	Lab ID #
Date	Time																			
Fill in Spaces with Bottles per Test																				
1/7/21	0750			G	W72	N		GW							2	2			522002	
	0845				W71										2	2			522003	
	0945				W74										2	2			522004	
	1025				W8			1	1	1	1	2	✓		6				522005	
	1105				W73			1	1	1	1	2			6				522008	
	1200				W28			1	1	1	1				4				522009	
	1300				W18			1	1	1	1				4				522010	
	1335				W6R			1	1	1	1	2	✓		6				522011	
								A	C	A	D	A	A	←B						

Relinquished By: J. J. Dushek

Date/Time: 1/7/21
1440

Relinquished By:

Date/Time:

Received by:

Date/Time:

Received by: ELB

Date/Time: 10:23
1-8-2021

****Matrix**
 S-Soil A-Air Slg-Sludge M-Misc Waste
 GW-Groundwater SW-Surface Water
 WW-Wastewater DW-Drinking Water





*** Preservation Code**
 A=None B=HCL
 C=H2SO4 D=HNO3
 E=Encore F=Methanol
 G=NaOH
 O=Other _____

Cooler Receipt Form

Ice Present YES NO
Observed Temperature 3.8
Actual Temperature 4.3
IR Gun # 27
Initials ERC
Date 1/8/21 Time 930
Cooler #: 6538

CUSTODY SEAL
DATE 1-7-21
SIGNATURE [Signature]
QEC
Quality Environmental Containers
800-255-3950 • www.qecusa.com

CUSTODY SEAL
DATE 1-7-21
SIGNATURE [Signature]
QEC
Quality Environmental Containers
800-255-3950 • www.qecusa.com

TOM DUSKEK TRC WAULECO 125 ROSECRANS ST WAUSAU WI 54401	40 LBS	1 OF 1
RS		
SHIP TO: JODI SERSTAD 6083562760 CT LABS 1230 LANGE CT BARABOO WI 53913		
	WI 539 0-10 	
UPS GROUND TRACKING #: 1Z 1A3 77E 90 9280 0483		
		
BILLING: P/P DESC: ENVIRONMENTAL SAMPLES RETURN SERVICE		
		

Cooler Receipt Form

Ice Present YES NO
Observed Temperature 3.3
Actual Temperature 3.8
IR Gun # 27
Initials ERC
Date 1/8/21 Time 9:30
Cooler #: 6592



GUSTODY SEAL
DATE 1-7-21
SIGNATURE [Signature]
QEC
Quality Environmental Containers
800-255-3950 • www.qecusa.com

GUSTODY SEAL
DATE 1-7-21
SIGNATURE [Signature]
QEC
Quality Environmental Containers
800-255-3950 • www.qecusa.com


TOM DUSKEK
TRC WAULECO
125 ROSECRANS ST
WAUSAU WI 54401

40 LBS
RS
1 OF 1


SHIP TO:
JODI SERSTAD
6083562760
CT LABS
1230 LANGE CT
BARABOO WI 53913

 **WI 539 0-10**


UPS GROUND
TRACKING #: 1Z 1A3 77E 90 9332 7476



BILLING: P/P
DESC: ENVIRONMENTAL SAMPLES
RETURN SERVICE

UIS 22.0.12. WNTNV50 39.0A 11/2020* 

ANALYTICAL REPORT

TRC ENVIRONMENTAL
 BRUCE IVERSON
 708 HEARTLAND TRAIL
 MADISON, WI 53717

Project Name: WAULECO
 Project Phase: WAUSAU, WI
 Contract #: 2399
 Project #: 189597.0010
 Folder #: 159114
 Purchase Order #: 161494

Page 1 of 7
 Arrival Temperature: 4.9
 Report Date: 01/25/2021
 Date Received: 01/12/2021
 Reprint Date: 01/25/2021

CT LAB Sample#: 522671	Sample Description: W14	Sampled: 01/11/2021 0755
------------------------	-------------------------	--------------------------

Analyte	Result	Units	LOD	LOQ	Dilution	Qualifier	Prep Date/Time	Analysis Date/Time	Analyst	Method
Organic Results										
Pentachlorophenol	<3.0	ug/L	1.5	9.3	1		01/14/2021 13:00	01/15/2021 20:36	RPN	EPA 8270D

CT LAB Sample#: 522675	Sample Description: W16	Sampled: 01/11/2021 0830
------------------------	-------------------------	--------------------------

Analyte	Result	Units	LOD	LOQ	Dilution	Qualifier	Prep Date/Time	Analysis Date/Time	Analyst	Method
Inorganic Results										
Total Sulfate	28	mg/L	0.80	2.5	1			01/12/2021 14:19	TMG	EPA 9056A
Total Organic Carbon	1.5	mg/L	0.40	1.3	1			01/13/2021 15:05	KMT	EPA 9060A
Metals Results										
Dissolved Iron	<36	ug/L	36	120	1			01/12/2021 20:50	NAH	EPA 6010C
Dissolved Manganese	<1.4	ug/L	1.4	5.0	1			01/12/2021 20:50	NAH	EPA 6010C
Organic Results										
TPH as Mineral Spirits	<31	ug/L	31	100	1		01/13/2021 09:30	01/19/2021 01:14	JJY	EPA 8015

Unless specifically stated to the contrary, soil/sediment/sludge sample results/LOD/LOQ/RLs were reported on a Dry Weight Basis

CT LAB Sample#: 522675 Sample Description: W16 Sampled: 01/11/2021 0830

Analyte	Result	Units	LOD	LOQ	Dilution	Qualifier	Prep Date/Time	Analysis Date/Time	Analyst	Method
Pentachlorophenol	<3.0	ug/L	1.5	9.6	1		01/14/2021 13:00	01/15/2021 20:54	RPN	EPA 8270D

CT LAB Sample#: 522676 Sample Description: W12 Sampled: 01/11/2021 0925

Analyte	Result	Units	LOD	LOQ	Dilution	Qualifier	Prep Date/Time	Analysis Date/Time	Analyst	Method
---------	--------	-------	-----	-----	----------	-----------	----------------	--------------------	---------	--------

Inorganic Results

Total Sulfate	19	mg/L	0.80	2.5	1			01/12/2021 14:37	TMG	EPA 9056A
Total Organic Carbon	0.64	mg/L	0.40 *	1.3	1			01/13/2021 15:16	KMT	EPA 9060A

Metals Results

Dissolved Iron	<36	ug/L	36	120	1			01/12/2021 21:13	NAH	EPA 6010C
Dissolved Manganese	<1.4	ug/L	1.4	5.0	1			01/12/2021 21:13	NAH	EPA 6010C

Organic Results

TPH as Mineral Spirits	<31	ug/L	31	100	1		01/13/2021 09:30	01/19/2021 01:49	JJY	EPA 8015
Pentachlorophenol	<3.0	ug/L	1.5	9.6	1		01/14/2021 13:00	01/15/2021 21:13	RPN	EPA 8270D

CT LAB Sample#: 522677 Sample Description: W11 Sampled: 01/11/2021 1025

Analyte	Result	Units	LOD	LOQ	Dilution	Qualifier	Prep Date/Time	Analysis Date/Time	Analyst	Method
---------	--------	-------	-----	-----	----------	-----------	----------------	--------------------	---------	--------

Inorganic Results

Total Sulfate	14	mg/L	0.80	2.5	1			01/12/2021 14:55	TMG	EPA 9056A
Total Organic Carbon	1.2	mg/L	0.40 *	1.3	1			01/13/2021 15:27	KMT	EPA 9060A

Metals Results

CT LAB Sample#: 522677 Sample Description: W11

Sampled: 01/11/2021 1025

Analyte	Result	Units	LOD	LOQ	Dilution	Qualifier	Prep Date/Time	Analysis Date/Time	Analyst	Method
Dissolved Iron	<36	ug/L	36	120	1			01/12/2021 21:20	NAH	EPA 6010C
Dissolved Manganese	659	ug/L	1.4	5.0	1			01/12/2021 21:20	NAH	EPA 6010C
Organic Results										
TPH as Mineral Spirits	<32	ug/L	32	110	1		01/13/2021 09:30	01/19/2021 02:24	JJY	EPA 8015
Pentachlorophenol	170	ug/L	30 *	190	20		01/14/2021 13:00	01/18/2021 20:30	RPN	EPA 8270D

CT LAB Sample#: 522678 Sample Description: W32

Sampled: 01/11/2021 1105

Analyte	Result	Units	LOD	LOQ	Dilution	Qualifier	Prep Date/Time	Analysis Date/Time	Analyst	Method
Organic Results										
Pentachlorophenol	<3.0	ug/L	1.6	9.7	1		01/14/2021 13:00	01/15/2021 21:51	RPN	EPA 8270D

CT LAB Sample#: 522679 Sample Description: W25

Sampled: 01/11/2021 1150

Analyte	Result	Units	LOD	LOQ	Dilution	Qualifier	Prep Date/Time	Analysis Date/Time	Analyst	Method
Inorganic Results										
Nitrate Nitrogen Total	4.3	mg/L	0.12	0.40	1			01/12/2021 15:13	TMG	EPA 9056A
Organic Results										
2,3,4,6-Tetrachlorophenol	<3.0	ug/L	1.9	9.6	1		01/14/2021 13:00	01/15/2021 22:09	RPN	EPA 8270D
2,4,5-Trichlorophenol	<3.0	ug/L	1.8	9.6	1		01/14/2021 13:00	01/15/2021 22:09	RPN	EPA 8270D
2,4,6-Trichlorophenol	<3.0	ug/L	1.6	9.6	1		01/14/2021 13:00	01/15/2021 22:09	RPN	EPA 8270D
2,4-Dichlorophenol	<3.0	ug/L	1.3	9.6	1		01/14/2021 13:00	01/15/2021 22:09	RPN	EPA 8270D
2,4-Dimethylphenol	<3.0	ug/L	1.5	9.6	1		01/14/2021 13:00	01/15/2021 22:09	RPN	EPA 8270D

Unless specifically stated to the contrary, soil/sediment/sludge sample results/LOD/LOQ/RLs were reported on a Dry Weight Basis

CT LAB Sample#: 522679 Sample Description: W25

Sampled: 01/11/2021 1150

Analyte	Result	Units	LOD	LOQ	Dilution	Qualifier	Prep Date/Time	Analysis Date/Time	Analyst	Method
2,4-Dinitrophenol	<3.0	ug/L	3.2	9.6	1		01/14/2021 13:00	01/15/2021 22:09	RPN	EPA 8270D
2,6-Dichlorophenol	<3.0	ug/L	1.6	9.6	1		01/14/2021 13:00	01/15/2021 22:09	RPN	EPA 8270D
2-Chlorophenol	<3.0	ug/L	1.3	9.6	1		01/14/2021 13:00	01/15/2021 22:09	RPN	EPA 8270D
2-Methylphenol	<3.0	ug/L	1.4	9.6	1		01/14/2021 13:00	01/15/2021 22:09	RPN	EPA 8270D
2-Nitrophenol	<3.0	ug/L	1.3	9.6	1		01/14/2021 13:00	01/15/2021 22:09	RPN	EPA 8270D
3 & 4-Methylphenol	<3.0	ug/L	3.3	17	1		01/14/2021 13:00	01/15/2021 22:09	RPN	EPA 8270D
4,6-Dinitro-2-methylphenol	<3.0	ug/L	1.3	9.6	1		01/14/2021 13:00	01/15/2021 22:09	RPN	EPA 8270D
4-Chloro-3-methylphenol	<3.0	ug/L	1.3	9.6	1		01/14/2021 13:00	01/15/2021 22:09	RPN	EPA 8270D
4-Nitrophenol	<3.0	ug/L	1.9	9.6	1		01/14/2021 13:00	01/15/2021 22:09	RPN	EPA 8270D
Pentachlorophenol	2.4	ug/L	1.5 *	9.6	1		01/14/2021 13:00	01/15/2021 22:09	RPN	EPA 8270D
Phenol	<3.0	ug/L	1.9	4.8	1		01/14/2021 13:00	01/15/2021 22:09	RPN	EPA 8270D

CT LAB Sample#: 522680 Sample Description: W26R

Sampled: 01/11/2021 1255

Analyte	Result	Units	LOD	LOQ	Dilution	Qualifier	Prep Date/Time	Analysis Date/Time	Analyst	Method
Inorganic Results										
Nitrate Nitrogen Total	<0.12	mg/L	0.12	0.40	1			01/12/2021 15:31	TMG	EPA 9056A
Total Sulfate	5.7	mg/L	0.80	2.5	1			01/12/2021 15:31	TMG	EPA 9056A
Total Organic Carbon	4.6	mg/L	0.40	1.3	1			01/13/2021 15:38	KMT	EPA 9060A
Metals Results										
Dissolved Iron	60.3	ug/L	36 *	120	1			01/12/2021 21:26	NAH	EPA 6010C
Dissolved Manganese	658	ug/L	1.4	5.0	1			01/12/2021 21:26	NAH	EPA 6010C
Organic Results										
TPH as Mineral Spirits	880	ug/L	33	110	1		01/13/2021 09:30	01/19/2021 02:59	JJY	EPA 8015

CT LAB Sample#: 522680 Sample Description: W26R

Sampled: 01/11/2021 1255

Analyte	Result	Units	LOD	LOQ	Dilution	Qualifier	Prep Date/Time	Analysis Date/Time	Analyst	Method
2,3,4,6-Tetrachlorophenol	<3.0	ug/L	41	210	20		01/14/2021 13:00	01/15/2021 22:28	RPN	EPA 8270D
2,4,5-Trichlorophenol	<3.0	ug/L	39	210	20		01/14/2021 13:00	01/15/2021 22:28	RPN	EPA 8270D
2,4,6-Trichlorophenol	<3.0	ug/L	35	210	20		01/14/2021 13:00	01/15/2021 22:28	RPN	EPA 8270D
2,4-Dichlorophenol	<3.0	ug/L	27	210	20		01/14/2021 13:00	01/15/2021 22:28	RPN	EPA 8270D
2,4-Dimethylphenol	<3.0	ug/L	33	210	20		01/14/2021 13:00	01/15/2021 22:28	RPN	EPA 8270D
2,4-Dinitrophenol	<3.0	ug/L	68	210	20		01/14/2021 13:00	01/15/2021 22:28	RPN	EPA 8270D
2,6-Dichlorophenol	<3.0	ug/L	35	210	20		01/14/2021 13:00	01/15/2021 22:28	RPN	EPA 8270D
2-Chlorophenol	<3.0	ug/L	29	210	20		01/14/2021 13:00	01/15/2021 22:28	RPN	EPA 8270D
2-Methylphenol	<3.0	ug/L	31	210	20		01/14/2021 13:00	01/15/2021 22:28	RPN	EPA 8270D
2-Nitrophenol	<3.0	ug/L	27	210	20		01/14/2021 13:00	01/15/2021 22:28	RPN	EPA 8270D
3 & 4-Methylphenol	<3.0	ug/L	70	370	20		01/14/2021 13:00	01/15/2021 22:28	RPN	EPA 8270D
4,6-Dinitro-2-methylphenol	<3.0	ug/L	27	210	20		01/14/2021 13:00	01/15/2021 22:28	RPN	EPA 8270D
4-Chloro-3-methylphenol	<3.0	ug/L	27	210	20		01/14/2021 13:00	01/15/2021 22:28	RPN	EPA 8270D
4-Nitrophenol	<3.0	ug/L	41	210	20		01/14/2021 13:00	01/15/2021 22:28	RPN	EPA 8270D
Pentachlorophenol	630	ug/L	33	210	20		01/14/2021 13:00	01/15/2021 22:28	RPN	EPA 8270D
Phenol	<3.0	ug/L	41	100	20		01/14/2021 13:00	01/15/2021 22:28	RPN	EPA 8270D

CT LAB Sample#: 522681 Sample Description: W17

Sampled: 01/11/2021 1330

Analyte	Result	Units	LOD	LOQ	Dilution	Qualifier	Prep Date/Time	Analysis Date/Time	Analyst	Method
Inorganic Results										
Nitrate Nitrogen Total	<0.12	mg/L	0.12	0.40	1			01/12/2021 15:49	TMG	EPA 9056A
Total Sulfate	4.5	mg/L	0.80	2.5	1			01/12/2021 15:49	TMG	EPA 9056A
Total Organic Carbon	2.0	mg/L	0.40	1.3	1			01/13/2021 15:49	KMT	EPA 9060A

CT LAB Sample#: 522681 Sample Description: W17

Sampled: 01/11/2021 1330

Analyte	Result	Units	LOD	LOQ	Dilution	Qualifier	Prep Date/Time	Analysis Date/Time	Analyst	Method
Metals Results										
Dissolved Iron	307	ug/L	36	120	1			01/12/2021 21:33	NAH	EPA 6010C
Dissolved Manganese	365	ug/L	1.4	5.0	1			01/12/2021 21:33	NAH	EPA 6010C
Organic Results										
TPH as Mineral Spirits	1000	ug/L	34	110	1		01/13/2021 09:30	01/19/2021 03:34	JJY	EPA 8015
2,3,4,6-Tetrachlorophenol	<3.0	ug/L	4.2	21	2		01/14/2021 13:00	01/16/2021 00:21	RPN	EPA 8270D
2,4,5-Trichlorophenol	<3.0	ug/L	4.0	21	2		01/14/2021 13:00	01/16/2021 00:21	RPN	EPA 8270D
2,4,6-Trichlorophenol	<3.0	ug/L	3.5	21	2		01/14/2021 13:00	01/16/2021 00:21	RPN	EPA 8270D
2,4-Dichlorophenol	<3.0	ug/L	2.7	21	2		01/14/2021 13:00	01/16/2021 00:21	RPN	EPA 8270D
2,4-Dimethylphenol	<3.0	ug/L	3.3	21	2		01/14/2021 13:00	01/16/2021 00:21	RPN	EPA 8270D
2,4-Dinitrophenol	<3.0	ug/L	6.9	21	2		01/14/2021 13:00	01/16/2021 00:21	RPN	EPA 8270D
2,6-Dichlorophenol	<3.0	ug/L	3.5	21	2		01/14/2021 13:00	01/16/2021 00:21	RPN	EPA 8270D
2-Chlorophenol	<3.0	ug/L	2.9	21	2		01/14/2021 13:00	01/16/2021 00:21	RPN	EPA 8270D
2-Methylphenol	<3.0	ug/L	3.1	21	2		01/14/2021 13:00	01/16/2021 00:21	RPN	EPA 8270D
2-Nitrophenol	<3.0	ug/L	2.7	21	2		01/14/2021 13:00	01/16/2021 00:21	RPN	EPA 8270D
3 & 4-Methylphenol	<3.0	ug/L	7.1	38	2		01/14/2021 13:00	01/16/2021 00:21	RPN	EPA 8270D
4,6-Dinitro-2-methylphenol	<3.0	ug/L	2.7	21	2		01/14/2021 13:00	01/16/2021 00:21	RPN	EPA 8270D
4-Chloro-3-methylphenol	<3.0	ug/L	2.7	21	2		01/14/2021 13:00	01/16/2021 00:21	RPN	EPA 8270D
4-Nitrophenol	<3.0	ug/L	4.2	21	2		01/14/2021 13:00	01/16/2021 00:21	RPN	EPA 8270D
Pentachlorophenol	42	ug/L	3.3	21	2		01/14/2021 13:00	01/16/2021 00:21	RPN	EPA 8270D
Phenol	<3.0	ug/L	4.2	10	2		01/14/2021 13:00	01/16/2021 00:21	RPN	EPA 8270D

Notes: * Indicates a value in between the LOD (limit of detection) and the LOQ (limit of quantitation). All LOD/LOQs are adjusted to reflect dilution and also any differences in the sample weight / volume as compared to standard amounts.

All samples were received intact and properly preserved unless otherwise noted. The results reported relate only to the samples tested. This report shall not be reproduced, except in full, without written approval of this laboratory. The Chain of Custody is attached.

Submitted by: **Brett M. Szymanski**
 Project Manager
 608-356-2760

QC Qualifiers

Code Description

- B** **Analyte detected in the associated Method Blank.**
- C** **Toxicity present in BOD sample.**
- D** **Diluted Out.**
- E** **Safe, No Total Coliform detected.**
- F** **Unsafe, Total Coliform detected, no E. Coli detected.**
- G** **Unsafe, Total Coliform detected and E. Coli detected.**
- H** **Holding time exceeded.**
- I** **Incubator temperature was outside acceptance limits during test period.**
- J** **Estimated value.**
- L** **Significant peaks were detected outside the chromatographic window.**
- M** **Matrix spike and/or Matrix Spike Duplicate recovery outside acceptance limits.**
- N** **Insufficient BOD oxygen depletion.**
- O** **Complete BOD oxygen depletion.**
- P** **Concentration of analyte differs more than 40% between primary and confirmation analysis.**
- Q** **Laboratory Control Sample outside acceptance limits.**
- R** **See Narrative at end of report.**
- S** **Surrogate standard recovery outside acceptance limits due to apparent matrix effects.**
- T** **Sample received with improper preservation or temperature.**
- U** **Analyte concentration was below detection limit.**
- V** **Raised Quantitation or Reporting Limit due to limited sample amount or dilution for matrix background interference.**
- W** **Sample amount received was below program minimum.**
- X** **Analyte exceeded calibration range.**
- Y** **Replicate/Duplicate precision outside acceptance limits.**
- Z** **Specified calibration criteria was not met.**

Current CT Laboratories Certifications

- Wisconsin (WDNR) Chemistry ID# 157066030
- Wisconsin (DATCP) Bacteriology ID# 289
- Louisiana NELAP (primary) ID# ACC20190002
- Illinois NELAP Lab ID# 200073
- Kansas NELAP Lab ID# E-10368
- Virginia NELAP Lab ID# 460203
- ISO/IEC 17025-2005 A2LA Cert # 3806.01
- DoD-ELAP A2LA 3806.01
- GA EPD Stipulation ID ACC20190002

Company Name: TRC
 Project Contact: Bruce Iverson
 Telephone: 608-826-3644
 Project Name: Wauleco
 Project Number: 189597.0010
 Project Location: Wausau, WI
 Sampled By: Tom Dushek

CTLaboratories

Mail Report To: Bruce Iverson
 Company: TRC
 Address: 708 Heartland Trail
 City/State/Zip: Madison, WI 53717

Folder #: 159114
 Company: TRC ENVIRONMENTA
 Project: WAULECO
 Logged By: ERC PM: BM

1230 Lange Court, Baraboo, WI 53913
 608-356-2760 Tel. Fx 608-356-2766
 www.ctlaboratories.com

Ice Present Yes No

Temperature 4.5, 4.0 DW

Initials DL

Date 1/12/02 Time 932

Cooler # 6277, 5731

Invoice To: Accounts Payable
 Company: TRC
 Address:
 City/State/Zip:

PO No. 161494

Contract No.

Regulatory Program:
 UST RCRA SDWA NPDES
 Solid Waste Other

Turnaround Time

Normal RUSH* Date Needed _____
 *Notify Lab prior to sending in RUSH
 Surcharges 24 hr 200% 2-3 days 100% 4-9 days 50%
 Surcharges subject to change without notice.

Landfill License Number

Collection		Field Screen	Field ID	Grab/Comp	Sample ID Description	Filt'd Y/N	WdNR Well ID #	**Matrix:	TPH	TOC	Sulfate	Diss. Mn, Fe	Phenols (8270)	Nitrate	PCP (8270)	Total No of Containers	Total No of Cont. Rec'd	Preservation*	Client Special Instructions: Metals are filtered.	Lab ID #
Date	Time																			
Fill in Spaces with Bottles per Test																				
1/11/02	0755			G	W14	N		GW							2	2			522671	
	0830				W16			1	1	1	1				1	5			522675	
	0925				W12			1	1	1	1				1	5			522676	
	1025				W11			1	1	1	1				1	5			522677	
	1105				W32										2	2			522678	
	1150				W25							2	1			3			522679	
	1255				W26R			1	1	1	1	2	✓			6			522680	
✓	1330			✓	W17	✓		1	1	1	1	2	✓			6			522681	
								A	C	A	D	A	A	←B					522682 1/12/02	

Relinquished By: S.J. Dushek Date/Time: 1/11/02 1500
 Received by: ERC Date/Time: 1/22/02 1002

****Matrix**
 S-Soil A-Air Slg-Sludge M-Misc Waste
 GW-Groundwater SW-Surface Water
 WW-Wastewater DW-Drinking Water

*** Preservation Code**
 A=None B=HCL
 C=H2SO4 D=HNO3
 E=Encore F=Methanol
 G=NaOH
 O=Other _____

Ice Present YES NO

Observed Temperature 4.2

Actual Temperature 4.7

IR Gun # 27

Initials EMC

Date 1/12/21 Time 9:32

Cooler #: 6277

Cooler Receipt Form

ies.

GUSTODY SEAL

DATE 1-11-21

SIGNATURE [Signature]

QEC

Quality Environmental Containers
800-255-3950 • www.qecusa.com





GUSTODY SEAL

DATE 1-11-21

SIGNATURE [Signature]

QEC

Quality Environmental Containers
800-255-3950 • www.qecusa.com





TOM DUSHEK TRC ENVIRONMENTAL 125 ROSECRANS STREET WAUSAU WI 54401	50 LBS	1 OF 1
RS		
SHIP TO: SHIPPING DEPT 6083562760 CT LABS 1230 LANGE CT BARABOO WI 53913		
	WI 539 0-10	
		
UPS GROUND		
TRACKING #: 1Z 1A3 77E 90 4087 5296		
		
BILLING: P/P DESC: Environmental Samples RETURN SERVICE		
		

Ice Present YES NO
Observed Temperature 4.4
Actual Temperature 4.9
IR Gun # 27
Initials ERC
Date 1/12/21 Time 932
Cooler # 5731

Cooler Receipt Form

GUSTODY SEAL
DATE 1-11-21
SIGNATURE [Signature]
QEC
Quality Environmental Containers
800-255-3950 • www.qecusa.com

GUSTODY SEAL
DATE 1-11-21
SIGNATURE [Signature]
QEC
Quality Environmental Containers
800-255-3950 • www.qecusa.com

TOM DUSHEK TRC ENVIRONMENTAL 125 ROSECRANS STREET WAUSAU WI54401	50 LBS	1 OF 1
RS		
SHIP TO: SHIPPING DEPT 6083562760 CT LABS 1230 LANGE CT BARABOO WI 53913		
	WI 539 0-10	
		
UPS GROUND		
TRACKING #: 1Z 1A3 77E 90 4173 0289		
		
BILLING: P/P DESC: Environmental Samples RETURN SERVICE		
		
XOL 20.12.11 NV45 39.0A 11/2020*		

ANALYTICAL REPORT

TRC ENVIRONMENTAL
 BRUCE IVERSON
 708 HEARTLAND TRAIL
 MADISON, WI 53717

Project Name: WAULECO
 Project Phase: WAUSAU, WI
 Contract #: 2399
 Project #: 189597.0010
 Folder #: 159142
 Purchase Order #: 161494

Page 1 of 9
 Arrival Temperature: 4.9
 Report Date: 01/27/2021
 Date Received: 01/13/2021
 Reprint Date: 01/27/2021

CT LAB Sample#: 523299	Sample Description: W21	Sampled: 01/12/2021 0740
------------------------	-------------------------	--------------------------

Analyte	Result	Units	LOD	LOQ	Dilution	Qualifier	Prep Date/Time	Analysis Date/Time	Analyst	Method
Organic Results										
Pentachlorophenol	<3.0	ug/L	1.6	9.7	1		01/14/2021 13:00	01/15/2021 22:47	RPN	EPA 8270D

CT LAB Sample#: 523301	Sample Description: W29R	Sampled: 01/12/2021 0820
------------------------	--------------------------	--------------------------

Analyte	Result	Units	LOD	LOQ	Dilution	Qualifier	Prep Date/Time	Analysis Date/Time	Analyst	Method
Inorganic Results										
Total Sulfate	4.7	mg/L	0.80	2.5	1			01/15/2021 12:00	TMG	EPA 9056A
Total Organic Carbon	6.1	mg/L	0.40	1.3	1			01/13/2021 16:27	KMT	EPA 9060A
Metals Results										
Dissolved Iron	37.5	ug/L	36 *	120	1			01/14/2021 17:53	NAH	EPA 6010C
Dissolved Manganese	96.1	ug/L	1.4	5.0	1			01/14/2021 17:53	NAH	EPA 6010C
Organic Results										
TPH as Mineral Spirits	<32	ug/L	32	110	1		01/13/2021 09:30	01/19/2021 04:09	JJY	EPA 8015

Unless specifically stated to the contrary, soil/sediment/sludge sample results/LOD/LOQ/RLs were reported on a Dry Weight Basis

CT LAB Sample#: 523301 Sample Description: W29R Sampled: 01/12/2021 0820

Analyte	Result	Units	LOD	LOQ	Dilution	Qualifier	Prep Date/Time	Analysis Date/Time	Analyst	Method
Pentachlorophenol	12	ug/L	1.5	9.4	1		01/14/2021 13:00	01/15/2021 23:06	RPN	EPA 8270D

CT LAB Sample#: 523303 Sample Description: PW17 Sampled: 01/12/2021 0900

Analyte	Result	Units	LOD	LOQ	Dilution	Qualifier	Prep Date/Time	Analysis Date/Time	Analyst	Method
---------	--------	-------	-----	-----	----------	-----------	----------------	--------------------	---------	--------

Inorganic Results

Total Sulfate	12	mg/L	0.80	2.5	1			01/13/2021 16:20	TMG	EPA 9056A
Total Organic Carbon	6.4	mg/L	0.40	1.3	1			01/13/2021 16:39	KMT	EPA 9060A

Metals Results

Dissolved Iron	773	ug/L	36	120	1			01/14/2021 18:28	NAH	EPA 6010C
Dissolved Manganese	1730	ug/L	1.4	5.0	1			01/14/2021 18:28	NAH	EPA 6010C

Organic Results

TPH as Mineral Spirits	1300	ug/L	35	120	1		01/13/2021 09:30	01/19/2021 04:43	JJY	EPA 8015
------------------------	------	------	----	-----	---	--	------------------	------------------	-----	----------

CT LAB Sample#: 523304 Sample Description: FP02 Sampled: 01/12/2021 0915

Analyte	Result	Units	LOD	LOQ	Dilution	Qualifier	Prep Date/Time	Analysis Date/Time	Analyst	Method
---------	--------	-------	-----	-----	----------	-----------	----------------	--------------------	---------	--------

Inorganic Results

Total Sulfate	1.7	mg/L	0.80 *	2.5	1			01/13/2021 16:38	TMG	EPA 9056A
Total Organic Carbon	7.3	mg/L	0.40	1.3	1			01/13/2021 16:51	KMT	EPA 9060A

Metals Results

Dissolved Iron	15100	ug/L	36	120	1			01/14/2021 18:35	NAH	EPA 6010C
Dissolved Manganese	7240	ug/L	1.4	5.0	1			01/14/2021 18:35	NAH	EPA 6010C

CT LAB Sample#: 523304 Sample Description: FP02 Sampled: 01/12/2021 0915

Analyte	Result	Units	LOD	LOQ	Dilution	Qualifier	Prep Date/Time	Analysis Date/Time	Analyst	Method
Organic Results										
TPH as Mineral Spirits	3100	ug/L	33	110	1		01/13/2021 09:30	01/19/2021 05:18	JJY	EPA 8015

CT LAB Sample#: 523305 Sample Description: W10A Sampled: 01/12/2021 0950

Analyte	Result	Units	LOD	LOQ	Dilution	Qualifier	Prep Date/Time	Analysis Date/Time	Analyst	Method
Inorganic Results										
Total Sulfate	6.1	mg/L	0.80	2.5	1			01/13/2021 16:56	TMG	EPA 9056A
Total Organic Carbon	4.0	mg/L	0.40	1.3	1			01/13/2021 17:02	KMT	EPA 9060A
Metals Results										
Dissolved Iron	1760	ug/L	36	120	1			01/14/2021 18:41	NAH	EPA 6010C
Dissolved Manganese	2770	ug/L	1.4	5.0	1			01/14/2021 18:41	NAH	EPA 6010C
Organic Results										
TPH as Mineral Spirits	160	ug/L	33	110	1		01/13/2021 09:30	01/19/2021 05:53	JJY	EPA 8015

CT LAB Sample#: 523306 Sample Description: W10A DUP Sampled: 01/12/2021 0950

Analyte	Result	Units	LOD	LOQ	Dilution	Qualifier	Prep Date/Time	Analysis Date/Time	Analyst	Method
Inorganic Results										
Total Sulfate	6.1	mg/L	0.80	2.5	1			01/13/2021 17:50	TMG	EPA 9056A
Total Organic Carbon	3.8	mg/L	0.40	1.3	1			01/13/2021 17:14	KMT	EPA 9060A
Metals Results										

CT LAB Sample#: 523306 Sample Description: W10A DUP

Sampled: 01/12/2021 0950

Analyte	Result	Units	LOD	LOQ	Dilution	Qualifier	Prep Date/Time	Analysis Date/Time	Analyst	Method
Dissolved Iron	1740	ug/L	36	120	1			01/14/2021 18:48	NAH	EPA 6010C
Dissolved Manganese	2750	ug/L	1.4	5.0	1			01/14/2021 18:48	NAH	EPA 6010C
Organic Results										
TPH as Mineral Spirits	220	ug/L	31	100	1		01/13/2021 09:30	01/19/2021 06:28	JJY	EPA 8015

CT LAB Sample#: 523308 Sample Description: W22

Sampled: 01/12/2021 1040

Analyte	Result	Units	LOD	LOQ	Dilution	Qualifier	Prep Date/Time	Analysis Date/Time	Analyst	Method
Inorganic Results										
Nitrate Nitrogen Total	0.43	mg/L	0.12	0.40	1			01/13/2021 18:09	TMG	EPA 9056A
Total Sulfate	6.5	mg/L	0.80	2.5	1			01/13/2021 18:09	TMG	EPA 9056A
Total Organic Carbon	6.2	mg/L	0.40	1.3	1			01/13/2021 17:27	KMT	EPA 9060A
Metals Results										
Dissolved Iron	<36	ug/L	36	120	1			01/14/2021 18:54	NAH	EPA 6010C
Dissolved Manganese	4790	ug/L	1.4	5.0	1			01/14/2021 18:54	NAH	EPA 6010C
Organic Results										
TPH as Mineral Spirits	2200	ug/L	32	110	1		01/13/2021 09:30	01/19/2021 08:12	JJY	EPA 8015
2,3,4,6-Tetrachlorophenol	170	ug/L	38 *	190	20		01/14/2021 13:00	01/15/2021 23:24	RPN	EPA 8270D
2,4,5-Trichlorophenol	<3.0	ug/L	36	190	20		01/14/2021 13:00	01/15/2021 23:24	RPN	EPA 8270D
2,4,6-Trichlorophenol	<3.0	ug/L	32	190	20		01/14/2021 13:00	01/15/2021 23:24	RPN	EPA 8270D
2,4-Dichlorophenol	<3.0	ug/L	25	190	20		01/14/2021 13:00	01/15/2021 23:24	RPN	EPA 8270D
2,4-Dimethylphenol	<3.0	ug/L	30	190	20		01/14/2021 13:00	01/15/2021 23:24	RPN	EPA 8270D
2,4-Dinitrophenol	<3.0	ug/L	63	190	20		01/14/2021 13:00	01/15/2021 23:24	RPN	EPA 8270D

Unless specifically stated to the contrary, soil/sediment/sludge sample results/LOD/LOQ/RLs were reported on a Dry Weight Basis

CT LAB Sample#: 523308 Sample Description: W22

Sampled: 01/12/2021 1040

Analyte	Result	Units	LOD	LOQ	Dilution	Qualifier	Prep Date/Time	Analysis Date/Time	Analyst	Method
2,6-Dichlorophenol	<3.0	ug/L	32	190	20		01/14/2021 13:00	01/15/2021 23:24	RPN	EPA 8270D
2-Chlorophenol	<3.0	ug/L	27	190	20		01/14/2021 13:00	01/15/2021 23:24	RPN	EPA 8270D
2-Methylphenol	<3.0	ug/L	29	190	20		01/14/2021 13:00	01/15/2021 23:24	RPN	EPA 8270D
2-Nitrophenol	<3.0	ug/L	25	190	20		01/14/2021 13:00	01/15/2021 23:24	RPN	EPA 8270D
3 & 4-Methylphenol	<3.0	ug/L	65	340	20		01/14/2021 13:00	01/15/2021 23:24	RPN	EPA 8270D
4,6-Dinitro-2-methylphenol	<3.0	ug/L	25	190	20		01/14/2021 13:00	01/15/2021 23:24	RPN	EPA 8270D
4-Chloro-3-methylphenol	<3.0	ug/L	25	190	20		01/14/2021 13:00	01/15/2021 23:24	RPN	EPA 8270D
4-Nitrophenol	<3.0	ug/L	38	190	20		01/14/2021 13:00	01/15/2021 23:24	RPN	EPA 8270D
Pentachlorophenol	2400	ug/L	150	950	100		01/14/2021 13:00	01/18/2021 20:49	RPN	EPA 8270D
Phenol	<3.0	ug/L	38	95	20		01/14/2021 13:00	01/15/2021 23:24	RPN	EPA 8270D

CT LAB Sample#: 523320 Sample Description: W3A

Sampled: 01/12/2021 1125

Analyte	Result	Units	LOD	LOQ	Dilution	Qualifier	Prep Date/Time	Analysis Date/Time	Analyst	Method
Inorganic Results										
Nitrate Nitrogen Total	<0.12	mg/L	0.12	0.40	1			01/13/2021 18:27	TMG	EPA 9056A
Total Sulfate	2.2	mg/L	0.80 *	2.5	1			01/13/2021 18:27	TMG	EPA 9056A
Total Organic Carbon	3.3	mg/L	0.40	1.3	1			01/13/2021 17:38	KMT	EPA 9060A
Metals Results										
Dissolved Iron	1180	ug/L	36	120	1			01/14/2021 19:01	NAH	EPA 6010C
Dissolved Manganese	1020	ug/L	1.4	5.0	1			01/14/2021 19:01	NAH	EPA 6010C
Organic Results										
TPH as Mineral Spirits	3300	ug/L	31	100	1		01/13/2021 09:30	01/19/2021 08:47	JJY	EPA 8015

CT LAB Sample#: 523320 Sample Description: W3A

Sampled: 01/12/2021 1125

Analyte	Result	Units	LOD	LOQ	Dilution	Qualifier	Prep Date/Time	Analysis Date/Time	Analyst	Method
2,3,4,6-Tetrachlorophenol	<3.0	ug/L	9.6	48	5		01/14/2021 13:00	01/18/2021 21:08	RPN	EPA 8270D
2,4,5-Trichlorophenol	<3.0	ug/L	9.1	48	5		01/14/2021 13:00	01/18/2021 21:08	RPN	EPA 8270D
2,4,6-Trichlorophenol	<3.0	ug/L	8.2	48	5		01/14/2021 13:00	01/18/2021 21:08	RPN	EPA 8270D
2,4-Dichlorophenol	<3.0	ug/L	6.3	48	5		01/14/2021 13:00	01/18/2021 21:08	RPN	EPA 8270D
2,4-Dimethylphenol	<3.0	ug/L	7.7	48	5		01/14/2021 13:00	01/18/2021 21:08	RPN	EPA 8270D
2,4-Dinitrophenol	<3.0	ug/L	16	48	5		01/14/2021 13:00	01/18/2021 21:08	RPN	EPA 8270D
2,6-Dichlorophenol	<3.0	ug/L	8.2	48	5		01/14/2021 13:00	01/18/2021 21:08	RPN	EPA 8270D
2-Chlorophenol	<3.0	ug/L	6.7	48	5		01/14/2021 13:00	01/18/2021 21:08	RPN	EPA 8270D
2-Methylphenol	<3.0	ug/L	7.2	48	5		01/14/2021 13:00	01/18/2021 21:08	RPN	EPA 8270D
2-Nitrophenol	<3.0	ug/L	6.3	48	5		01/14/2021 13:00	01/18/2021 21:08	RPN	EPA 8270D
3 & 4-Methylphenol	<3.0	ug/L	16	87	5		01/14/2021 13:00	01/18/2021 21:08	RPN	EPA 8270D
4,6-Dinitro-2-methylphenol	<3.0	ug/L	6.3	48	5		01/14/2021 13:00	01/18/2021 21:08	RPN	EPA 8270D
4-Chloro-3-methylphenol	<3.0	ug/L	6.3	48	5		01/14/2021 13:00	01/18/2021 21:08	RPN	EPA 8270D
4-Nitrophenol	<3.0	ug/L	9.6	48	5		01/14/2021 13:00	01/18/2021 21:08	RPN	EPA 8270D
Pentachlorophenol	140	ug/L	7.7	48	5		01/14/2021 13:00	01/18/2021 21:08	RPN	EPA 8270D
Phenol	<3.0	ug/L	9.6	24	5		01/14/2021 13:00	01/18/2021 21:08	RPN	EPA 8270D

CT LAB Sample#: 523321 Sample Description: W33

Sampled: 01/12/2021 1240

Analyte	Result	Units	LOD	LOQ	Dilution	Qualifier	Prep Date/Time	Analysis Date/Time	Analyst	Method
Inorganic Results										
Nitrate Nitrogen Total	<0.12	mg/L	0.12	0.40	1			01/13/2021 18:45	TMG	EPA 9056A
Total Sulfate	14	mg/L	0.80	2.5	1			01/13/2021 18:45	TMG	EPA 9056A
Total Organic Carbon	9.7	mg/L	0.40	1.3	1			01/13/2021 17:50	KMT	EPA 9060A

CT LAB Sample#: 523321 Sample Description: W33

Sampled: 01/12/2021 1240

Analyte	Result	Units	LOD	LOQ	Dilution	Qualifier	Prep Date/Time	Analysis Date/Time	Analyst	Method
Metals Results										
Dissolved Iron	504	ug/L	36	120	1			01/14/2021 19:07	NAH	EPA 6010C
Dissolved Manganese	1910	ug/L	1.4	5.0	1			01/14/2021 19:07	NAH	EPA 6010C
Organic Results										
TPH as Mineral Spirits	4100	ug/L	34	110	1		01/13/2021 09:30	01/19/2021 09:22	JJY	EPA 8015
2,3,4,6-Tetrachlorophenol	1900	ug/L	200	1000	100		01/14/2021 13:00	01/16/2021 00:02	RPN	EPA 8270D
2,4,5-Trichlorophenol	<3.0	ug/L	190	1000	100		01/14/2021 13:00	01/16/2021 00:02	RPN	EPA 8270D
2,4,6-Trichlorophenol	<3.0	ug/L	170	1000	100		01/14/2021 13:00	01/16/2021 00:02	RPN	EPA 8270D
2,4-Dichlorophenol	<3.0	ug/L	130	1000	100		01/14/2021 13:00	01/16/2021 00:02	RPN	EPA 8270D
2,4-Dimethylphenol	<3.0	ug/L	160	1000	100		01/14/2021 13:00	01/16/2021 00:02	RPN	EPA 8270D
2,4-Dinitrophenol	<3.0	ug/L	340	1000	100		01/14/2021 13:00	01/16/2021 00:02	RPN	EPA 8270D
2,6-Dichlorophenol	<3.0	ug/L	170	1000	100		01/14/2021 13:00	01/16/2021 00:02	RPN	EPA 8270D
2-Chlorophenol	<3.0	ug/L	140	1000	100		01/14/2021 13:00	01/16/2021 00:02	RPN	EPA 8270D
2-Methylphenol	<3.0	ug/L	150	1000	100		01/14/2021 13:00	01/16/2021 00:02	RPN	EPA 8270D
2-Nitrophenol	<3.0	ug/L	130	1000	100		01/14/2021 13:00	01/16/2021 00:02	RPN	EPA 8270D
3 & 4-Methylphenol	<3.0	ug/L	350	1800	100		01/14/2021 13:00	01/16/2021 00:02	RPN	EPA 8270D
4,6-Dinitro-2-methylphenol	<3.0	ug/L	130	1000	100		01/14/2021 13:00	01/16/2021 00:02	RPN	EPA 8270D
4-Chloro-3-methylphenol	<3.0	ug/L	130	1000	100		01/14/2021 13:00	01/16/2021 00:02	RPN	EPA 8270D
4-Nitrophenol	<3.0	ug/L	200	1000	100		01/14/2021 13:00	01/16/2021 00:02	RPN	EPA 8270D
Pentachlorophenol	14000	ug/L	820	5100	500		01/14/2021 13:00	01/18/2021 21:27	RPN	EPA 8270D
Phenol	<3.0	ug/L	200	510	100		01/14/2021 13:00	01/16/2021 00:02	RPN	EPA 8270D

CT LAB Sample#: 523322 Sample Description: W27

Sampled: 01/12/2021 1335

Analyte	Result	Units	LOD	LOQ	Dilution	Qualifier	Prep Date/Time	Analysis Date/Time	Analyst	Method
Inorganic Results										
Total Sulfate	6.0	mg/L	0.80	2.5	1			01/13/2021 19:39	TMG	EPA 9056A
Total Organic Carbon	12	mg/L	0.40	1.3	1			01/14/2021 11:50	KMT	EPA 9060A
Metals Results										
Dissolved Iron	5040	ug/L	36	120	1			01/14/2021 19:14	NAH	EPA 6010C
Dissolved Manganese	16700	ug/L	1.4	5.0	1			01/14/2021 19:14	NAH	EPA 6010C
Organic Results										
TPH as Mineral Spirits	3100	ug/L	34	110	1		01/13/2021 09:30	01/19/2021 09:57	JJY	EPA 8015
Pentachlorophenol	2700	ug/L	150	950	100		01/19/2021 15:45	01/21/2021 14:25	RPN	EPA 8270D

Notes: * Indicates a value in between the LOD (limit of detection) and the LOQ (limit of quantitation). All LOD/LOQs are adjusted to reflect dilution and also any differences in the sample weight / volume as compared to standard amounts.

All samples were received intact and properly preserved unless otherwise noted. The results reported relate only to the samples tested. This report shall not be reproduced, except in full, without written approval of this laboratory. The Chain of Custody is attached.

Submitted by: **Brett M. Szymanski**
 Project Manager
 608-356-2760

QC Qualifiers

Code	Description
B	Analyte detected in the associated Method Blank.
C	Toxicity present in BOD sample.
D	Diluted Out.
E	Safe, No Total Coliform detected.
F	Unsafe, Total Coliform detected, no E. Coli detected.
G	Unsafe, Total Coliform detected and E. Coli detected.
H	Holding time exceeded.
I	Incubator temperature was outside acceptance limits during test period.
J	Estimated value.
L	Significant peaks were detected outside the chromatographic window.
M	Matrix spike and/or Matrix Spike Duplicate recovery outside acceptance limits.
N	Insufficient BOD oxygen depletion.
O	Complete BOD oxygen depletion.
P	Concentration of analyte differs more than 40% between primary and confirmation analysis.
Q	Laboratory Control Sample outside acceptance limits.
R	See Narrative at end of report.
S	Surrogate standard recovery outside acceptance limits due to apparent matrix effects.
T	Sample received with improper preservation or temperature.
U	Analyte concentration was below detection limit.
V	Raised Quantitation or Reporting Limit due to limited sample amount or dilution for matrix background interference.
W	Sample amount received was below program minimum.
X	Analyte exceeded calibration range.
Y	Replicate/Duplicate precision outside acceptance limits.
Z	Specified calibration criteria was not met.

Current CT Laboratories Certifications

Wisconsin (WDNR) Chemistry ID# 157066030
 Wisconsin (DATCP) Bacteriology ID# 289
 Louisiana NELAP (primary) ID# ACC20190002
 Illinois NELAP Lab ID# 200073
 Kansas NELAP Lab ID# E-10368
 Virginia NELAP Lab ID# 460203
 ISO/IEC 17025-2005 A2LA Cert # 3806.01
 DoD-ELAP A2LA 3806.01
 GA EPD Stipulation ID ACC20190002

Company Name: TRC
 Project Contact: Bruce Iverson
 Telephone: 608-826-3644
 Project Name: Wauleco
 Project Number: 189597.0010
 Project Location: Wausau, WI
 Sampled By: Tom Dushek

CTLaboratories

Folder #: 159142
 Company: TRC ENVIRONMENTA
 Project: WAULECO
 Logged By: ERC PM BM

1230 Lange Court, Baraboo, WI 53913
 608-356-2760 Tel. Fx 608-356-2766
 www.ctlaboratories.com

Ice Present Yes No
 Temperature 29.5, 25.0, 27
 Initials ERC
 Date 1/13/21 Time 9:15
 Cooler # 621, 628, 639

Mail Report To: Bruce Iverson
 Company: TRC
 Address: 708 Heartland Trail
 City/State/Zip: Madison, WI 53717

Invoice To: Accounts Payable
 Company: TRC
 Address:
 City/State/Zip:
 PO No. 161494

Contract No.

Regulatory Program:
 UST RCRA SDWA NPDES
 Solid Waste Other _____

Turnaround Time
Normal RUSH* Date Needed _____
 *Notify Lab prior to sending in RUSH
 Surcharges 24 hr 200% 2-3 days 100% 4-9 days 50%
 Surcharges subject to change without notice.

Landfill License Number

Collection		Field Screen	Field ID	Grab/Comp	Sample ID Description	Filt'd Y/N	WDNR Well ID #	**Matrix:	TPH	TOC	Sulfate	Diss. Min, Fe	Phenols (8270)	Nitrate	PCP (8270)	Total No of Containers	Total No of Cont. Rec'd	Preservation*	Client Special Instructions: Metals are filtered.	Lab ID #
Date	Time																			
Fill in Spaces with Bottles per Test																				
1/12/21	0740			G	W21	N		GW								2	2			523299
	0820				W29R				1	1	1	1				1	5			523301
	0900				PW17				1	1	1	1					4			523302
	0915				FP02				1	1	1	1					4			523304
	0950				W10A				1	1	1	1					4			523305
	0950				W10A Dup				1	1	1	1					4			523306
	1040				W22				1	1	1	1	2	✓			6			523308
	1125				W3A				1	1	1	1	2	✓			6			523320
✓	1240			↓	W33	↓		↓	1	1	1	1	2	✓			6			523321
									A	C	A	D	A	A	←B					

Relinquished By: J. f. Dushek Date/Time: 1/12/21 1530
 Received by: _____ Date/Time: _____
 Relinquished By: _____ Date/Time: _____
 Received by: ERC Date/Time: 1/13/21 948

****Matrix**
 S-Soil A-Air Slg-Sludge M-Misc Waste
 GW-Groundwater SW-Surface Water
 WW-Wastewater DW-Drinking Water





*** Preservation Code**
 A=None B=HCL
 C=H2SO4 D=HNO3
 E=Encore F=Methanol
 G=NaOH
 O=Other _____

Cooler Receipt Form

Ice Present YES NO
Observed Temperature 4.4
Actual Temperature 4.9
IR Gun # 27
Initials EM
Date 1/13/21 Time 9:15
Cooler #: 6217

CUSTODY SEAL
DATE 1/13/21
SIGNATURE T. J. Dushek
QEC
Quality Environmental Containers
800-255-3950 • www.qecusa.com

CUSTODY SEAL
DATE 1/13/21
SIGNATURE T. J. Dushek
QEC
Quality Environmental Containers
800-255-3950 • www.qecusa.com




TOM DUSHEK TRC ENVIRONMENTAL 125 ROSECRANS STREET WAUSAU WI 54401	50 LBS RS	1 OF 1
SHIP TO: SHIPPING DEPT 6083562760 CT LABS 1230 LANGE CT BARABOO WI 53913		
	WI 539 0-10 	
UPS GROUND TRACKING #: 1Z 1A3 77E 90 4044 8720		
		
BILLING: P/P DESC: Environmental Samples RETURN SERVICE		
XOL 20.12.11 NV45 39.0A 11/2020*		

Cooler Receipt Form

sent YES NO
ed Temperature 4.4
Temperature 4.9
27
EM
1/13/21 Time 9:15
#: 6208

CUSTODY SEAL
DATE 1-13-21
SIGNATURE [Signature]
QEC
Quality Environmental Containers
800-255-3950 • www.qecusa.com

CUSTODY SEAL
DATE 1-13-21
SIGNATURE [Signature]
QEC
Quality Environmental Containers
800-255-3950 • www.qecusa.com

TOM DUSHEK TRC ENVIRONMENTAL 125 ROSECRANS STREET WAUSAU WI 54401		50 LBS	1 OF 1
		RS	
SHIP TO: SHIPPING DEPT 6083562760 CT LABS 1230 LANGE CT BARABOO WI 53913			
	WI 539 0-10		
			
UPS GROUND			
TRACKING #: 1Z 1A3 77E 90 4233 9335			
			
BILLING: P/P DESC: Environmental Samples RETURN SERVICE			

Cooler Receipt Form

Ice Present YES NO
Observed Temperature 2.0
Actual Temperature 2.3
IR Gun # 23
Initials ell
Date 1-13-201 Time 0915
Cooler #: 6398

CUSTODY SEAL
DATE 1-13-201
SIGNATURE [Signature]

CUSTODY SEAL
DATE 1-13-201
SIGNATURE [Signature]

QEC
Quality Environmental Containers
800-255-3950 • www.qecusa.com


QEC
Quality Environmental Containers
800-255-3950 • www.qecusa.com

TOM DUSHEK
TRC ENVIRONMENTAL
125 ROSECRANS STREET
WAUSAU WI 54401

50 LBS
RS

1 OF 1

SHIP TO:
SHIPPING DEPT
6083562760
CT LABS
1230 LANGE CT
BARABOO WI 53913

 **WI 539 0-10**


UPS GROUND
TRACKING #: 1Z 1A3 77E 90 4080 6342



BILLING: P/P
DESC: Environmental Samples
RETURN SERVICE

 **TM**

XOL 20.12.11 NV45 39.0A 11/2020*

ANALYTICAL REPORT

TRC ENVIRONMENTAL
 BRUCE IVERSON
 708 HEARTLAND TRAIL
 MADISON, WI 53717

Project Name: WAULECO
 Project Phase: WAUSAU, WI
 Contract #: 2399
 Project #: 189597.0010
 Folder #: 159230
 Purchase Order #: 161494

Page 1 of 9
 Arrival Temperature: 4.9
 Report Date: 01/28/2021
 Date Received: 01/15/2021
 Reprint Date: 01/28/2021

CT LAB Sample#: 524285 Sample Description: W41

Sampled: 01/13/2021 0810

Analyte	Result	Units	LOD	LOQ	Dilution	Qualifier	Prep Date/Time	Analysis Date/Time	Analyst	Method
Inorganic Results										
Nitrate Nitrogen Total	<0.12	mg/L	0.12	0.40	1	H		01/15/2021 12:18	TMG	EPA 9056A
Total Sulfate	4.4	mg/L	0.80	2.5	1			01/15/2021 12:18	TMG	EPA 9056A
Total Organic Carbon	20	mg/L	0.40	1.3	1			01/19/2021 10:08	KMT	EPA 9060A
Metals Results										
Dissolved Iron	18500	ug/L	36	120	1			01/22/2021 02:28	NAH	EPA 6010C
Dissolved Manganese	31200	ug/L	1.4	5.0	1			01/22/2021 02:28	NAH	EPA 6010C
Organic Results										
TPH as Mineral Spirits	2900	ug/L	34	110	1		01/19/2021 09:15	01/19/2021 18:49	JJY	EPA 8015
2,3,4,6-Tetrachlorophenol	<3.0	ug/L	100	520	50		01/19/2021 15:45	01/21/2021 17:18	RPN	EPA 8270D
2,4,5-Trichlorophenol	<3.0	ug/L	98	520	50		01/19/2021 15:45	01/21/2021 17:18	RPN	EPA 8270D
2,4,6-Trichlorophenol	<3.0	ug/L	88	520	50		01/19/2021 15:45	01/21/2021 17:18	RPN	EPA 8270D
2,4-Dichlorophenol	<3.0	ug/L	67	520	50		01/19/2021 15:45	01/21/2021 17:18	RPN	EPA 8270D
2,4-Dimethylphenol	<3.0	ug/L	82	520	50	Q	01/19/2021 15:45	01/21/2021 17:18	RPN	EPA 8270D
2,4-Dinitrophenol	<3.0	ug/L	170	520	50		01/19/2021 15:45	01/21/2021 17:18	RPN	EPA 8270D

Unless specifically stated to the contrary, soil/sediment/sludge sample results/LOD/LOQ/RLs were reported on a Dry Weight Basis

CT LAB Sample#: 524285 Sample Description: W41

Sampled: 01/13/2021 0810

Analyte	Result	Units	LOD	LOQ	Dilution	Qualifier	Prep Date/Time	Analysis Date/Time	Analyst	Method
2,6-Dichlorophenol	<3.0	ug/L	88	520	50		01/19/2021 15:45	01/21/2021 17:18	RPN	EPA 8270D
2-Chlorophenol	<3.0	ug/L	72	520	50		01/19/2021 15:45	01/21/2021 17:18	RPN	EPA 8270D
2-Methylphenol	<3.0	ug/L	77	520	50		01/19/2021 15:45	01/21/2021 17:18	RPN	EPA 8270D
2-Nitrophenol	<3.0	ug/L	67	520	50		01/19/2021 15:45	01/21/2021 17:18	RPN	EPA 8270D
3 & 4-Methylphenol	<3.0	ug/L	180	930	50		01/19/2021 15:45	01/21/2021 17:18	RPN	EPA 8270D
4,6-Dinitro-2-methylphenol	<3.0	ug/L	67	520	50		01/19/2021 15:45	01/21/2021 17:18	RPN	EPA 8270D
4-Chloro-3-methylphenol	<3.0	ug/L	67	520	50		01/19/2021 15:45	01/21/2021 17:18	RPN	EPA 8270D
4-Nitrophenol	<3.0	ug/L	100	520	50		01/19/2021 15:45	01/21/2021 17:18	RPN	EPA 8270D
Pentachlorophenol	1400	ug/L	82	520	50		01/19/2021 15:45	01/21/2021 17:18	RPN	EPA 8270D
Phenol	<3.0	ug/L	100	260	50		01/19/2021 15:45	01/21/2021 17:18	RPN	EPA 8270D

CT LAB Sample#: 524286 Sample Description: W41 DUP

Sampled: 01/13/2021 0810

Analyte	Result	Units	LOD	LOQ	Dilution	Qualifier	Prep Date/Time	Analysis Date/Time	Analyst	Method
Inorganic Results										
Nitrate Nitrogen Total	<0.12	mg/L	0.12	0.40	1	H		01/15/2021 12:36	TMG	EPA 9056A
Total Sulfate	3.1	mg/L	0.80	2.5	1			01/15/2021 12:36	TMG	EPA 9056A
Total Organic Carbon	18	mg/L	0.40	1.3	1			01/19/2021 11:04	KMT	EPA 9060A
Metals Results										
Dissolved Iron	19900	ug/L	36	120	1			01/22/2021 02:35	NAH	EPA 6010C
Dissolved Manganese	33000	ug/L	1.4	5.0	1			01/22/2021 02:35	NAH	EPA 6010C
Organic Results										
TPH as Mineral Spirits	2400	ug/L	34	110	1		01/19/2021 09:15	01/19/2021 19:24	JJY	EPA 8015

CT LAB Sample#: 524286 Sample Description: W41 DUP

Sampled: 01/13/2021 0810

Analyte	Result	Units	LOD	LOQ	Dilution	Qualifier	Prep Date/Time	Analysis Date/Time	Analyst	Method
2,3,4,6-Tetrachlorophenol	<3.0	ug/L	48	240	25		01/19/2021 15:45	01/21/2021 15:23	RPN	EPA 8270D
2,4,5-Trichlorophenol	<3.0	ug/L	45	240	25		01/19/2021 15:45	01/21/2021 15:23	RPN	EPA 8270D
2,4,6-Trichlorophenol	<3.0	ug/L	40	240	25		01/19/2021 15:45	01/21/2021 15:23	RPN	EPA 8270D
2,4-Dichlorophenol	<3.0	ug/L	31	240	25		01/19/2021 15:45	01/21/2021 15:23	RPN	EPA 8270D
2,4-Dimethylphenol	<3.0	ug/L	38	240	25	Q	01/19/2021 15:45	01/21/2021 15:23	RPN	EPA 8270D
2,4-Dinitrophenol	<3.0	ug/L	79	240	25		01/19/2021 15:45	01/21/2021 15:23	RPN	EPA 8270D
2,6-Dichlorophenol	<3.0	ug/L	40	240	25		01/19/2021 15:45	01/21/2021 15:23	RPN	EPA 8270D
2-Chlorophenol	<3.0	ug/L	33	240	25		01/19/2021 15:45	01/21/2021 15:23	RPN	EPA 8270D
2-Methylphenol	<3.0	ug/L	36	240	25		01/19/2021 15:45	01/21/2021 15:23	RPN	EPA 8270D
2-Nitrophenol	<3.0	ug/L	31	240	25		01/19/2021 15:45	01/21/2021 15:23	RPN	EPA 8270D
3 & 4-Methylphenol	<3.0	ug/L	81	430	25		01/19/2021 15:45	01/21/2021 15:23	RPN	EPA 8270D
4,6-Dinitro-2-methylphenol	<3.0	ug/L	31	240	25		01/19/2021 15:45	01/21/2021 15:23	RPN	EPA 8270D
4-Chloro-3-methylphenol	<3.0	ug/L	31	240	25		01/19/2021 15:45	01/21/2021 15:23	RPN	EPA 8270D
4-Nitrophenol	<3.0	ug/L	48	240	25		01/19/2021 15:45	01/21/2021 15:23	RPN	EPA 8270D
Pentachlorophenol	1200	ug/L	38	240	25		01/19/2021 15:45	01/21/2021 15:23	RPN	EPA 8270D
Phenol	<3.0	ug/L	48	120	25		01/19/2021 15:45	01/21/2021 15:23	RPN	EPA 8270D

CT LAB Sample#: 524287 Sample Description: W13

Sampled: 01/13/2021 0950

Analyte	Result	Units	LOD	LOQ	Dilution	Qualifier	Prep Date/Time	Analysis Date/Time	Analyst	Method
Inorganic Results										
Nitrate Nitrogen Total	1.1	mg/L	0.12	0.40	1	H		01/15/2021 12:54	TMG	EPA 9056A
Total Sulfate	5.4	mg/L	0.80	2.5	1			01/15/2021 12:54	TMG	EPA 9056A
Total Organic Carbon	0.89	mg/L	0.40 *	1.3	1			01/19/2021 11:17	KMT	EPA 9060A

CT LAB Sample#: 524287 Sample Description: W13

Sampled: 01/13/2021 0950

Analyte	Result	Units	LOD	LOQ	Dilution	Qualifier	Prep Date/Time	Analysis Date/Time	Analyst	Method
Metals Results										
Dissolved Iron	<36	ug/L	36	120	1			01/22/2021 02:42	NAH	EPA 6010C
Dissolved Manganese	3.5	ug/L	1.4 *	5.0	1			01/22/2021 02:42	NAH	EPA 6010C
Organic Results										
TPH as Mineral Spirits	<34	ug/L	34	110	1		01/19/2021 09:15	01/19/2021 19:59	JJY	EPA 8015
2,3,4,6-Tetrachlorophenol	<3.0	ug/L	2.1	11	1		01/19/2021 15:45	01/21/2021 15:42	RPN	EPA 8270D
2,4,5-Trichlorophenol	<3.0	ug/L	2.0	11	1		01/19/2021 15:45	01/21/2021 15:42	RPN	EPA 8270D
2,4,6-Trichlorophenol	<3.0	ug/L	1.8	11	1		01/19/2021 15:45	01/21/2021 15:42	RPN	EPA 8270D
2,4-Dichlorophenol	<3.0	ug/L	1.4	11	1		01/19/2021 15:45	01/21/2021 15:42	RPN	EPA 8270D
2,4-Dimethylphenol	<3.0	ug/L	1.7	11	1	Q	01/19/2021 15:45	01/21/2021 15:42	RPN	EPA 8270D
2,4-Dinitrophenol	<3.0	ug/L	3.5	11	1		01/19/2021 15:45	01/21/2021 15:42	RPN	EPA 8270D
2,6-Dichlorophenol	<3.0	ug/L	1.8	11	1		01/19/2021 15:45	01/21/2021 15:42	RPN	EPA 8270D
2-Chlorophenol	<3.0	ug/L	1.5	11	1		01/19/2021 15:45	01/21/2021 15:42	RPN	EPA 8270D
2-Methylphenol	<3.0	ug/L	1.6	11	1		01/19/2021 15:45	01/21/2021 15:42	RPN	EPA 8270D
2-Nitrophenol	<3.0	ug/L	1.4	11	1		01/19/2021 15:45	01/21/2021 15:42	RPN	EPA 8270D
3 & 4-Methylphenol	<3.0	ug/L	3.6	19	1		01/19/2021 15:45	01/21/2021 15:42	RPN	EPA 8270D
4,6-Dinitro-2-methylphenol	<3.0	ug/L	1.4	11	1		01/19/2021 15:45	01/21/2021 15:42	RPN	EPA 8270D
4-Chloro-3-methylphenol	<3.0	ug/L	1.4	11	1		01/19/2021 15:45	01/21/2021 15:42	RPN	EPA 8270D
4-Nitrophenol	<3.0	ug/L	2.1	11	1		01/19/2021 15:45	01/21/2021 15:42	RPN	EPA 8270D
Pentachlorophenol	<3.0	ug/L	1.7	11	1		01/19/2021 15:45	01/21/2021 15:42	RPN	EPA 8270D
Phenol	<3.0	ug/L	2.1	5.3	1		01/19/2021 15:45	01/21/2021 15:42	RPN	EPA 8270D

CT LAB Sample#: 524288 Sample Description: DFOMW5 Sampled: 01/13/2021 1030

Analyte	Result	Units	LOD	LOQ	Dilution	Qualifier	Prep Date/Time	Analysis Date/Time	Analyst	Method
Organic Results										
Pentachlorophenol	<3.0	ug/L	1.6	10	1		01/19/2021 15:45	01/21/2021 16:01	RPN	EPA 8270D

CT LAB Sample#: 524289 Sample Description: DFOMW11 Sampled: 01/13/2021 1110

Analyte	Result	Units	LOD	LOQ	Dilution	Qualifier	Prep Date/Time	Analysis Date/Time	Analyst	Method
Organic Results										
Pentachlorophenol	470	ug/L	33	210	20		01/19/2021 15:45	01/21/2021 16:21	RPN	EPA 8270D

CT LAB Sample#: 524290 Sample Description: DFOMW11 DUP Sampled: 01/13/2021 1110

Analyte	Result	Units	LOD	LOQ	Dilution	Qualifier	Prep Date/Time	Analysis Date/Time	Analyst	Method
Organic Results										
Pentachlorophenol	420	ug/L	33	210	20		01/19/2021 15:45	01/21/2021 16:40	RPN	EPA 8270D

CT LAB Sample#: 524291 Sample Description: DFOMW12 Sampled: 01/13/2021 1150

Analyte	Result	Units	LOD	LOQ	Dilution	Qualifier	Prep Date/Time	Analysis Date/Time	Analyst	Method
Organic Results										
Pentachlorophenol	1400	ug/L	170	1000	100		01/19/2021 15:45	01/21/2021 17:57	RPN	EPA 8270D

CT LAB Sample#: 524292 Sample Description: BLANK 01

Sampled: 01/13/2021 1300

Analyte	Result	Units	LOD	LOQ	Dilution	Qualifier	Prep Date/Time	Analysis Date/Time	Analyst	Method
Inorganic Results										
Nitrate Nitrogen Total	<0.12	mg/L	0.12	0.40	1			01/15/2021 11:23	TMG	EPA 9056A
Total Sulfate	<0.80	mg/L	0.80	2.5	1			01/15/2021 11:23	TMG	EPA 9056A
Total Organic Carbon	<0.40	mg/L	0.40	1.3	1			01/19/2021 11:31	KMT	EPA 9060A
Metals Results										
Dissolved Iron	<36	ug/L	36	120	1			01/22/2021 02:49	NAH	EPA 6010C
Dissolved Manganese	<1.4	ug/L	1.4	5.0	1			01/22/2021 02:49	NAH	EPA 6010C
Organic Results										
TPH as Mineral Spirits	<35	ug/L	35	120	1		01/19/2021 09:15	01/19/2021 20:34	JJY	EPA 8015
2,3,4,6-Tetrachlorophenol	<3.0	ug/L	2.1	10	1		01/19/2021 15:45	01/21/2021 14:05	RPN	EPA 8270D
2,4,5-Trichlorophenol	<3.0	ug/L	2.0	10	1		01/19/2021 15:45	01/21/2021 14:05	RPN	EPA 8270D
2,4,6-Trichlorophenol	<3.0	ug/L	1.8	10	1		01/19/2021 15:45	01/21/2021 14:05	RPN	EPA 8270D
2,4-Dichlorophenol	<3.0	ug/L	1.3	10	1		01/19/2021 15:45	01/21/2021 14:05	RPN	EPA 8270D
2,4-Dimethylphenol	<3.0	ug/L	1.6	10	1	Q	01/19/2021 15:45	01/21/2021 14:05	RPN	EPA 8270D
2,4-Dinitrophenol	<3.0	ug/L	3.4	10	1		01/19/2021 15:45	01/21/2021 14:05	RPN	EPA 8270D
2,6-Dichlorophenol	<3.0	ug/L	1.8	10	1		01/19/2021 15:45	01/21/2021 14:05	RPN	EPA 8270D
2-Chlorophenol	<3.0	ug/L	1.4	10	1		01/19/2021 15:45	01/21/2021 14:05	RPN	EPA 8270D
2-Methylphenol	<3.0	ug/L	1.5	10	1		01/19/2021 15:45	01/21/2021 14:05	RPN	EPA 8270D
2-Nitrophenol	<3.0	ug/L	1.3	10	1		01/19/2021 15:45	01/21/2021 14:05	RPN	EPA 8270D
3 & 4-Methylphenol	<3.0	ug/L	3.5	19	1		01/19/2021 15:45	01/21/2021 14:05	RPN	EPA 8270D
4,6-Dinitro-2-methylphenol	<3.0	ug/L	1.3	10	1		01/19/2021 15:45	01/21/2021 14:05	RPN	EPA 8270D
4-Chloro-3-methylphenol	<3.0	ug/L	1.3	10	1		01/19/2021 15:45	01/21/2021 14:05	RPN	EPA 8270D
4-Nitrophenol	<3.0	ug/L	2.1	10	1		01/19/2021 15:45	01/21/2021 14:05	RPN	EPA 8270D
Pentachlorophenol	<3.0	ug/L	1.6	10	1		01/19/2021 15:45	01/21/2021 14:05	RPN	EPA 8270D

Unless specifically stated to the contrary, soil/sediment/sludge sample results/LOD/LOQ/RLs were reported on a Dry Weight Basis

CT LAB Sample#: 524292 Sample Description: BLANK 01

Sampled: 01/13/2021 1300

Analyte	Result	Units	LOD	LOQ	Dilution	Qualifier	Prep Date/Time	Analysis Date/Time	Analyst	Method
Phenol	<3.0	ug/L	2.1	5.2	1		01/19/2021 15:45	01/21/2021 14:05	RPN	EPA 8270D

CT LAB Sample#: 524293 Sample Description: W40R

Sampled: 01/13/2021 1400

Analyte	Result	Units	LOD	LOQ	Dilution	Qualifier	Prep Date/Time	Analysis Date/Time	Analyst	Method
---------	--------	-------	-----	-----	----------	-----------	----------------	--------------------	---------	--------

Inorganic Results

Nitrate Nitrogen Total	<0.12	mg/L	0.12	0.40	1			01/15/2021 11:42	TMG	EPA 9056A
Total Sulfate	5.7	mg/L	0.80	2.5	1			01/15/2021 11:42	TMG	EPA 9056A
Total Organic Carbon	8.6	mg/L	0.40	1.3	1			01/19/2021 11:44	KMT	EPA 9060A

Metals Results

Dissolved Iron	1030	ug/L	36	120	1			01/22/2021 02:55	NAH	EPA 6010C
Dissolved Manganese	4830	ug/L	1.4	5.0	1	M		01/22/2021 02:55	NAH	EPA 6010C

Organic Results

TPH as Mineral Spirits	7600	ug/L	34	110	1		01/19/2021 09:15	01/19/2021 21:09	JJY	EPA 8015
2,3,4,6-Tetrachlorophenol	<3.0	ug/L	200	1000	100		01/19/2021 15:45	01/21/2021 17:38	RPN	EPA 8270D
2,4,5-Trichlorophenol	<3.0	ug/L	190	1000	100		01/19/2021 15:45	01/21/2021 17:38	RPN	EPA 8270D
2,4,6-Trichlorophenol	<3.0	ug/L	170	1000	100		01/19/2021 15:45	01/21/2021 17:38	RPN	EPA 8270D
2,4-Dichlorophenol	<3.0	ug/L	130	1000	100		01/19/2021 15:45	01/21/2021 17:38	RPN	EPA 8270D
2,4-Dimethylphenol	<3.0	ug/L	160	1000	100	Q	01/19/2021 15:45	01/21/2021 17:38	RPN	EPA 8270D
2,4-Dinitrophenol	<3.0	ug/L	330	1000	100		01/19/2021 15:45	01/21/2021 17:38	RPN	EPA 8270D
2,6-Dichlorophenol	<3.0	ug/L	170	1000	100		01/19/2021 15:45	01/21/2021 17:38	RPN	EPA 8270D
2-Chlorophenol	<3.0	ug/L	140	1000	100		01/19/2021 15:45	01/21/2021 17:38	RPN	EPA 8270D
2-Methylphenol	<3.0	ug/L	150	1000	100		01/19/2021 15:45	01/21/2021 17:38	RPN	EPA 8270D

CT LAB Sample#: 524293 Sample Description: W40R

Sampled: 01/13/2021 1400

Analyte	Result	Units	LOD	LOQ	Dilution	Qualifier	Prep Date/Time	Analysis Date/Time	Analyst	Method
2-Nitrophenol	<3.0	ug/L	130	1000	100		01/19/2021 15:45	01/21/2021 17:38	RPN	EPA 8270D
3 & 4-Methylphenol	<3.0	ug/L	340	1800	100		01/19/2021 15:45	01/21/2021 17:38	RPN	EPA 8270D
4,6-Dinitro-2-methylphenol	<3.0	ug/L	130	1000	100		01/19/2021 15:45	01/21/2021 17:38	RPN	EPA 8270D
4-Chloro-3-methylphenol	<3.0	ug/L	130	1000	100		01/19/2021 15:45	01/21/2021 17:38	RPN	EPA 8270D
4-Nitrophenol	<3.0	ug/L	200	1000	100		01/19/2021 15:45	01/21/2021 17:38	RPN	EPA 8270D
Pentachlorophenol	3400	ug/L	160	1000	100		01/19/2021 15:45	01/21/2021 17:38	RPN	EPA 8270D
Phenol	<3.0	ug/L	200	510	100		01/19/2021 15:45	01/21/2021 17:38	RPN	EPA 8270D

Notes: * Indicates a value in between the LOD (limit of detection) and the LOQ (limit of quantitation). All LOD/LOQs are adjusted to reflect dilution and also any differences in the sample weight / volume as compared to standard amounts.

All samples were received intact and properly preserved unless otherwise noted. The results reported relate only to the samples tested. This report shall not be reproduced, except in full, without written approval of this laboratory. The Chain of Custody is attached.

Submitted by: **Brett M. Szymanski**
 Project Manager
 608-356-2760

QC Qualifiers

Code	Description
B	Analyte detected in the associated Method Blank.
C	Toxicity present in BOD sample.
D	Diluted Out.
E	Safe, No Total Coliform detected.
F	Unsafe, Total Coliform detected, no E. Coli detected.
G	Unsafe, Total Coliform detected and E. Coli detected.
H	Holding time exceeded.
I	Incubator temperature was outside acceptance limits during test period.
J	Estimated value.
L	Significant peaks were detected outside the chromatographic window.
M	Matrix spike and/or Matrix Spike Duplicate recovery outside acceptance limits.
N	Insufficient BOD oxygen depletion.
O	Complete BOD oxygen depletion.
P	Concentration of analyte differs more than 40% between primary and confirmation analysis.
Q	Laboratory Control Sample outside acceptance limits.
R	See Narrative at end of report.
S	Surrogate standard recovery outside acceptance limits due to apparent matrix effects.
T	Sample received with improper preservation or temperature.
U	Analyte concentration was below detection limit.
V	Raised Quantitation or Reporting Limit due to limited sample amount or dilution for matrix background interference.
W	Sample amount received was below program minimum.
X	Analyte exceeded calibration range.
Y	Replicate/Duplicate precision outside acceptance limits.
Z	Specified calibration criteria was not met.

Current CT Laboratories Certifications

Wisconsin (WDNR) Chemistry ID# 157066030
 Wisconsin (DATCP) Bacteriology ID# 289
 Louisiana NELAP (primary) ID# ACC20190002
 Illinois NELAP Lab ID# 200073
 Kansas NELAP Lab ID# E-10368
 Virginia NELAP Lab ID# 460203
 ISO/IEC 17025-2005 A2LA Cert # 3806.01
 DoD-ELAP A2LA 3806.01
 GA EPD Stipulation ID ACC20190002

Company Name: TRC
 Project Contact: Bruce Iverson
 Telephone: 608-826-3644
 Project Name: Wauleco
 Project Number: 189597.0010
 Project Location: Wausau, WI
 Sampled By: Tom Dushek

CTLaboratories

Mail Report To: Bruce Iverson
 Company: TRC
 Address: 708 Heartland Trail
 City/State/Zip: Madison, WI 53717

Folder #: 159230
 Company: TRC ENVIRONMENTA
 Project: WAULECO
 Logged By: EKB PM: BM

1230 Lange Court, Baraboo, WI 53913
 608-356-2760 Tel. Fx 608-356-2766
 www.ctlaboratories.com

Ice Present Yes No

Temperature 4.9

Initials erc

Date 1-15-20 Time 09:16

Cooler # 6425

Invoice To: Accounts Payable
 Company: TRC
 Address:
 City/State/Zip:
 PO No. 161494

Contract No.

Regulatory Program:
 UST RCRA SDWA NPDES
 Solid Waste Other

Turnaround Time

Normal RUSH* Date Needed _____

*Notify Lab prior to sending in RUSH
 Surcharges 24 hr 200% 2-3 days 100% 4-9 days 50%
 Surcharges subject to change without notice.

Landfill License Number

Collection Date	Time	Field Screen	Field ID	Grab/Comp	Sample ID Description	Filt'd Y/N
1/13/21	0810			G	W41	N
	0810				W41 Dup	
	0950				W13	
	1030				DFomW5	
	1110				DFomW11	
	1110				DFomW11 Dup	
	1150				DFomW12	
	1300				Blank G1	
✓	1400			↓	W40R	↓

WdNR Well ID #	**Matrix:	TPH	TOC	Sulfate	Diss. Mn, Fe	Phenols (8270)	Nitrate	PCP (8270)	Total No of Containers	Total No of Cont. Rec'd	Preservation*
	GW	1	1	1	1	2	✓		6		
		1	1	1	1	2	✓		6		
		1	1	1	1	2	✓		6		
								2	2		
								2	2		
								2	2		
								2	2		
		1	1	1	1	2	✓		6		
		1	1	1	1	2	✓		6		
		A	C	A	D	A	A	A			

Client Special Instructions:
 Metals are filtered.

Lab ID #

524285
 524286
 524287
 524288
 524289
 524290
 524291
 524292
 524293

Relinquished By: J.J. Dushek Date/Time: 1/13/21 1600
 Received by: erc Date/Time: 1-15-2021

Relinquished By: _____ Date/Time: _____
 Received by: ells Date/Time: 10:25 1-15-2021

****Matrix**
 S-Soil A-Air Slg-Sludge M-Misc Waste
 GW-Groundwater SW-Surface Water
 WW-Wastewater DW-Drinking Water

*** Preservation Code**
 A=None B=HCL
 C=H2SO4 D=HNO3
 E=Encore F=Methanol
 G=NaOH
 O=Other _____

cooler 6079 temp 3.7





cooler 6257 temp 3.6

Cooler Receipt Form

Ice Present YES NO
Observed Temperature 4.4 4.4
Actual Temperature 4.0 4.9
IR Gun # 27
Initials EDC
Date 1/15/21 Time 9:56
Cooler #: 6425

CUSTODY SEAL
DATE 1-15-21
SIGNATURE T. Dushek
QEC
Quality Environmental Containers
800-255-3950 • www.qecusa.com

CUSTODY SEAL
DATE 1-15-21
SIGNATURE T. Dushek
QEC
Quality Environmental Containers
800-255-3950 • www.qecusa.com





TOM DUSHEK TRC ENVIRONMENTAL 125 ROSECRANS STREET WAUSAU WI 54401	50 LBS	1 OF 1
RS		
SHIP TO: SHIPPING DEPT 6083562760 CT LABS 1230 LANGE CT BARABOO WI 53913		
	WI 539 0-10 	
UPS GROUND TRACKING #: 1Z 1A3 77E 90 4225 3561		
		
BILLING: P/P DESC: Environmental Samples RETURN SERVICE		
XOL 20.12.11 NV45-42.0A 01/2021*		

Cooler Receipt Form

Present YES NO
Observed Temperature 3.2
Actual Temperature 3.7
Cooler Gun # 27
Initials EMC
Date 1/15/21 Time 9:56
Cooler #: 6079

GUSTODY SEAL
DATE 1-13-21
SIGNATURE [Signature]
QEC
Quality Environmental Containers
800-255-3950 • www.qecusa.com

GUSTODY SEAL
DATE 1-13-21
SIGNATURE [Signature]
QEC
Quality Environmental Containers
800-255-3950 • www.qecusa.com





TOM DUSHEK TRC ENVIRONMENTAL 125 ROSECRANS STREET WAUSAU WI 54401		50 LBS	1 OF 1
		RS	
SHIP TO: SHIPPING DEPT 6083562760 CT LABS 1230 LANGE CT BARABOO WI 53913			
	WI 539 0-10		
			
UPS GROUND			
TRACKING #: 1Z 1A3 77E 90 4135 8389			
			
BILLING: P/P DESC: Environmental Samples RETURN SERVICE			
			
XOL 20.12.11		NV45 42.0A 01/2021*	

Cooler Receipt Form

Ice Present YES NO
Observed Temperature 3.1
Actual Temperature 3.6
IR Gun # Ellg
Initials 27
Date 1/15/21 Time 956
Cooler #: 6257

CUSTODY SEAL
DATE 1-13-21
SIGNATURE [Signature]
QEC
Quality Environmental Containers
800-255-3950 • www.qecusa.com

CUSTODY SEAL
DATE 1-13-21
SIGNATURE [Signature]
QEC
Quality Environmental Containers
800-255-3950 • www.qecusa.com

TOM DUSHEK TRC ENVIRONMENTAL 125 ROSECRANS STREET WAUSAU WI 54401	50 LBS	1 OF 1
RS		
SHIP TO: SHIPPING DEPT 6083562760 CT LABS 1230 LANGE CT BARABOO WI 53913		
	WI 539 0-10 	
UPS GROUND TRACKING #: 1Z 1A3 77E 90 4038 5753		
		
BILLING: P/P DESC: Environmental Samples RETURN SERVICE		
		

D2

April 2021

ANALYTICAL REPORT

TRC ENVIRONMENTAL
 BRUCE IVERSON
 708 HEARTLAND TRAIL
 MADISON, WI 53717

Project Name: WAULECO
 Project Phase: WAUSAU, WI
 Contract #: 2399
 Project #: 189597.0010
 Folder #: 161053
 Purchase Order #: 161494

Page 1 of 4
 Arrival Temperature: 5.3
 Report Date: 4/27/2021
 Date Received: 4/14/2021
 Reprint Date: 4/27/2021

CT LAB Sample#: 552977	Sample Description: W32	Sampled: 4/12/2021 1010
------------------------	-------------------------	-------------------------

Analyte	Result	Units	LOD	LOQ	Dilution	Qualifier	Prep Date/Time	Analysis Date/Time	Analyst	Method
---------	--------	-------	-----	-----	----------	-----------	----------------	--------------------	---------	--------

Organic Results

Pentachlorophenol	<3.0	ug/L	1.7	11	1		4/15/2021 12:45	4/16/2021 14:17	JJY	EPA 8270D
-------------------	------	------	-----	----	---	--	-----------------	-----------------	-----	-----------

CT LAB Sample#: 552979	Sample Description: W21	Sampled: 4/12/2021 1045
------------------------	-------------------------	-------------------------

Analyte	Result	Units	LOD	LOQ	Dilution	Qualifier	Prep Date/Time	Analysis Date/Time	Analyst	Method
---------	--------	-------	-----	-----	----------	-----------	----------------	--------------------	---------	--------

Organic Results

Pentachlorophenol	<3.0	ug/L	1.7	10	1		4/15/2021 12:45	4/16/2021 14:40	JJY	EPA 8270D
-------------------	------	------	-----	----	---	--	-----------------	-----------------	-----	-----------

CT LAB Sample#: 552980	Sample Description: W16	Sampled: 4/12/2021 1115
------------------------	-------------------------	-------------------------

Analyte	Result	Units	LOD	LOQ	Dilution	Qualifier	Prep Date/Time	Analysis Date/Time	Analyst	Method
---------	--------	-------	-----	-----	----------	-----------	----------------	--------------------	---------	--------

Organic Results

Pentachlorophenol	<3.0	ug/L	1.7	11	1		4/15/2021 12:45	4/16/2021 15:03	JJY	EPA 8270D
-------------------	------	------	-----	----	---	--	-----------------	-----------------	-----	-----------

CT LAB Sample#: 552981	Sample Description: W14	Sampled: 4/12/2021 1145
------------------------	-------------------------	-------------------------

Analyte	Result	Units	LOD	LOQ	Dilution	Qualifier	Prep Date/Time	Analysis Date/Time	Analyst	Method
---------	--------	-------	-----	-----	----------	-----------	----------------	--------------------	---------	--------

Organic Results

Pentachlorophenol	<3.0	ug/L	1.7	10	1		4/15/2021 12:45	4/16/2021 15:27	JJY	EPA 8270D
-------------------	------	------	-----	----	---	--	-----------------	-----------------	-----	-----------

CT LAB Sample#: 552982	Sample Description: W12	Sampled: 4/12/2021 1300
------------------------	-------------------------	-------------------------

Analyte	Result	Units	LOD	LOQ	Dilution	Qualifier	Prep Date/Time	Analysis Date/Time	Analyst	Method
---------	--------	-------	-----	-----	----------	-----------	----------------	--------------------	---------	--------

Organic Results

Pentachlorophenol	<3.0	ug/L	1.7	11	1		4/15/2021 12:45	4/16/2021 15:50	JJY	EPA 8270D
-------------------	------	------	-----	----	---	--	-----------------	-----------------	-----	-----------

CT LAB Sample#: 552983	Sample Description: W11	Sampled: 4/12/2021 1340
------------------------	-------------------------	-------------------------

Analyte	Result	Units	LOD	LOQ	Dilution	Qualifier	Prep Date/Time	Analysis Date/Time	Analyst	Method
---------	--------	-------	-----	-----	----------	-----------	----------------	--------------------	---------	--------

Organic Results

Pentachlorophenol	270	ug/L	17	110	10		4/15/2021 12:45	4/16/2021 21:40	JJY	EPA 8270D
-------------------	-----	------	----	-----	----	--	-----------------	-----------------	-----	-----------

CT LAB Sample#: 552984	Sample Description: W29R	Sampled: 4/12/2021 1415
------------------------	--------------------------	-------------------------

Analyte	Result	Units	LOD	LOQ	Dilution	Qualifier	Prep Date/Time	Analysis Date/Time	Analyst	Method
---------	--------	-------	-----	-----	----------	-----------	----------------	--------------------	---------	--------

Organic Results

Pentachlorophenol	43	ug/L	1.7	11	1		4/15/2021 12:45	4/19/2021 15:08	JJY	EPA 8270D
-------------------	----	------	-----	----	---	--	-----------------	-----------------	-----	-----------

CT LAB Sample#: 552985	Sample Description: W26R	Sampled: 4/13/2021 0810
------------------------	--------------------------	-------------------------

Analyte	Result	Units	LOD	LOQ	Dilution	Qualifier	Prep Date/Time	Analysis Date/Time	Analyst	Method
---------	--------	-------	-----	-----	----------	-----------	----------------	--------------------	---------	--------

Organic Results

Pentachlorophenol	500	ug/L	33	210	20		4/15/2021 12:45	4/19/2021 15:32	JJY	EPA 8270D
-------------------	-----	------	----	-----	----	--	-----------------	-----------------	-----	-----------

CT LAB Sample#: 552986	Sample Description: W22	Sampled: 4/13/2021 0850
------------------------	-------------------------	-------------------------

Analyte	Result	Units	LOD	LOQ	Dilution	Qualifier	Prep Date/Time	Analysis Date/Time	Analyst	Method
---------	--------	-------	-----	-----	----------	-----------	----------------	--------------------	---------	--------

Organic Results

Pentachlorophenol	1900	ug/L	82	520	50		4/15/2021 12:45	4/19/2021 15:55	JJY	EPA 8270D
-------------------	------	------	----	-----	----	--	-----------------	-----------------	-----	-----------

CT LAB Sample#: 552987	Sample Description: W27	Sampled: 4/13/2021 0950
------------------------	-------------------------	-------------------------

Analyte	Result	Units	LOD	LOQ	Dilution	Qualifier	Prep Date/Time	Analysis Date/Time	Analyst	Method
---------	--------	-------	-----	-----	----------	-----------	----------------	--------------------	---------	--------

Organic Results

Pentachlorophenol	1800	ug/L	82	510	50		4/15/2021 12:45	4/19/2021 16:18	JJY	EPA 8270D
-------------------	------	------	----	-----	----	--	-----------------	-----------------	-----	-----------

CT LAB Sample#: 552988	Sample Description: W27 DUP	Sampled: 4/13/2021 0950
------------------------	-----------------------------	-------------------------

Analyte	Result	Units	LOD	LOQ	Dilution	Qualifier	Prep Date/Time	Analysis Date/Time	Analyst	Method
---------	--------	-------	-----	-----	----------	-----------	----------------	--------------------	---------	--------

Organic Results

Pentachlorophenol	1900	ug/L	83	520	50		4/15/2021 12:45	4/19/2021 16:42	JJY	EPA 8270D
-------------------	------	------	----	-----	----	--	-----------------	-----------------	-----	-----------

Notes: * Indicates a value in between the LOD (limit of detection) and the LOQ (limit of quantitation). All LOD/LOQs are adjusted to reflect dilution and also any differences in the sample weight / volume as compared to standard amounts.

All samples were received intact and properly preserved unless otherwise noted. The results reported relate only to the samples tested. This report shall not be reproduced, except in full, without written approval of this laboratory. The Chain of Custody is attached.

Submitted by: Brett M. Szymanski
Project Manager
608-356-2760

Current CT Laboratories Certifications

Wisconsin (WDNR) Chemistry ID# 157066030
Wisconsin (DATCP) Bacteriology ID# 289
Louisiana NELAP (primary) ID# ACC20190002
Illinois NELAP Lab ID# 200073
Kansas NELAP Lab ID# E-10368
Virginia NELAP Lab ID# 460203
ISO/IEC 17025-2005 A2LA Cert # 3806.01
DoD-ELAP A2LA 3806.01
GA EPD Stipulation ID ACC20190002

Cooler Receipt Form

Ice Present (ES) NO

Observed Temperature 4.9

Actual Temperature 5.3

IR Gun # 28

Initials llb

Date 4-14-21 Time 10:17

Cooler # 6379

TOM DUSHEK TRC ENVIRONMENTAL 125 ROSECRANS STREET WAUSAU WI 54401		50 LBS	1 OF 1
		RS	
SHIP TO: SHIPPING DEPT 6083562760 CT LABS 1230 LANGE CT BARABOO WI 53913			
		WI 539 0-10	
			
UPS GROUND			
TRACKING #: 1Z 1A3 77E 90 4212 4692			
			
BILLING: P/P DESC: Environmental Samples RETURN SERVICE			
			
<small>XOL 21.03.15</small>		<small>NV45-42.0A 01/2021*</small>	

CUSTODY SEAL

DATE 4/13/21

SIGNATURE T. Dushak

QEC
Quality Environmental Containers
800-255-3950 • www.qecusa.com

CUSTODY SEAL

DATE 4/13/21

SIGNATURE T. Dushak

QEC
Quality Environmental Containers
800-255-3950 • www.qecusa.com

Ice Present YES NO

Observed Temperature 5.4

Actual Temperature 5.8

IR Gun # 28

Initials eltb

Date 4-14-21 Time 10:17

Cooler # 6388

Cooler Receipt Form


TOM DUSHEK
TRC ENVIRONMENTAL
125 ROSECRANS STREET
WAUSAU WI 54401

50 LBS

1 OF 1

RS

SHIP TO:
SHIPPING DEPT
6083562760
CT LABS
1230 LANGE CT
BARABOO WI 53913



WI 539 0-10



UPS GROUND

TRACKING #: 1Z 1A3 77E 90 4115 8103



BILLING: P/P
DESC: Environmental Samples
RETURN SERVICE



CUSTODY SEAL

DATE 4/13/21

SIGNATURE [Signature]

QEC
Quality Environmental Containers
800-255-3950 • www.qecusa.com

QEC
Quality Environmental Containers
800-255-3950 • www.qecusa.com

CUSTODY SEAL

DATE 4/13/21

SIGNATURE [Signature]

D3
July 2021

ANALYTICAL REPORT

TRC ENVIRONMENTAL
 BRUCE IVERSON
 708 HEARTLAND TRAIL
 MADISON, WI 53717

Project Name: WAULECO
 Project Phase: WAUSAU, WI
 Contract #: 2399
 Project #: 189597.0010
 Folder #: 162914
 Purchase Order #: 161494

Page 1 of 11
 Arrival Temperature: 5.8
 Report Date: 7/21/2021
 Date Received: 7/7/2021
 Reprint Date: 7/21/2021

CT LAB Sample#: 1023709	Sample Description: W72	Sampled: 7/6/2021 07:10
-------------------------	-------------------------	-------------------------

Analyte	Result	Units	LOD	LOQ	Dilution	Qualifier	Prep Date/Time	Analysis Date/Time	Analyst	Method
Organic Results										
TPH as Mineral Spirits	<32	ug/L	32	110	1		7/13/2021 08:00	7/15/2021 23:44	AJZ	EPA 8015
1,2,4-Trimethylbenzene	<0.4	ug/L	0.4	1.3	1			7/14/2021 16:25	TMG	WDNR GRO
m & p-Xylene	<0.8	ug/L	0.8	2.8	1			7/14/2021 16:25	TMG	WDNR GRO
Naphthalene	<0.9	ug/L	0.9	2.9	1			7/14/2021 16:25	TMG	WDNR GRO
o-Xylene	<0.4	ug/L	0.4	1.4	1			7/14/2021 16:25	TMG	WDNR GRO
Pentachlorophenol	<3.0	ug/L	1.6	9.8	1		7/13/2021 10:15	7/14/2021 12:29	JJY	EPA 8270D

CT LAB Sample#: 1023710	Sample Description: W71	Sampled: 7/6/2021 08:15
-------------------------	-------------------------	-------------------------

Analyte	Result	Units	LOD	LOQ	Dilution	Qualifier	Prep Date/Time	Analysis Date/Time	Analyst	Method
Organic Results										
TPH as Mineral Spirits	<31	ug/L	31	100	1		7/13/2021 08:00	7/16/2021 00:19	AJZ	EPA 8015
1,2,4-Trimethylbenzene	<0.4	ug/L	0.4	1.3	1			7/14/2021 16:59	TMG	WDNR GRO

CT LAB Sample#: 1023710 Sample Description: W71 Sampled: 7/6/2021 08:15

Analyte	Result	Units	LOD	LOQ	Dilution	Qualifier	Prep Date/Time	Analysis Date/Time	Analyst	Method
m & p-Xylene	<0.8	ug/L	0.8	2.8	1			7/14/2021 16:59	TMG	WDNR GRO
Naphthalene	<0.9	ug/L	0.9	2.9	1			7/14/2021 16:59	TMG	WDNR GRO
o-Xylene	<0.4	ug/L	0.4	1.4	1			7/14/2021 16:59	TMG	WDNR GRO
Pentachlorophenol	<3.0	ug/L	1.6	10	1		7/13/2021 10:15	7/14/2021 12:53	JJY	EPA 8270D

CT LAB Sample#: 1023711 Sample Description: W74 Sampled: 7/6/2021 09:05

Analyte	Result	Units	LOD	LOQ	Dilution	Qualifier	Prep Date/Time	Analysis Date/Time	Analyst	Method
Organic Results										
TPH as Mineral Spirits	<31	ug/L	31	100	1		7/13/2021 08:00	7/16/2021 00:54	AJZ	EPA 8015
1,2,4-Trimethylbenzene	<0.4	ug/L	0.4	1.3	1			7/14/2021 17:33	TMG	WDNR GRO
m & p-Xylene	<0.8	ug/L	0.8	2.8	1			7/14/2021 17:33	TMG	WDNR GRO
Naphthalene	<0.9	ug/L	0.9	2.9	1			7/14/2021 17:33	TMG	WDNR GRO
o-Xylene	<0.4	ug/L	0.4	1.4	1			7/14/2021 17:33	TMG	WDNR GRO
Pentachlorophenol	<3.0	ug/L	1.5	9.4	1		7/13/2021 10:15	7/14/2021 13:16	JJY	EPA 8270D

CT LAB Sample#: 1023712 Sample Description: W8 Sampled: 7/6/2021 10:05

Analyte	Result	Units	LOD	LOQ	Dilution	Qualifier	Prep Date/Time	Analysis Date/Time	Analyst	Method
Inorganic Results										
Nitrate Nitrogen Total	4.5	mg/L	0.12	0.40	1			7/7/2021 14:56	TMG	EPA 9056A
Total Sulfate	20	mg/L	0.80	2.5	1			7/7/2021 14:56	TMG	EPA 9056A
Total Organic Carbon	<0.4	mg/L	0.4	1.3	1			7/9/2021 12:31	KMT	EPA 9060A

CT LAB Sample#: 1023712 Sample Description: W8

Sampled: 7/6/2021 10:05

Analyte	Result	Units	LOD	LOQ	Dilution	Qualifier	Prep Date/Time	Analysis Date/Time	Analyst	Method
Metals Results										
Dissolved Iron	<36	ug/L	36	120	1			7/13/2021 22:56	NAH	EPA 6010C
Dissolved Manganese	<1.4	ug/L	1.4	5.0	1			7/13/2021 22:56	NAH	EPA 6010C
Dissolved Mercury	<0.020	ug/L	0.020	0.080	1		7/7/2021 13:45	7/8/2021 10:27	MDS	EPA 7470A
Organic Results										
TPH as Mineral Spirits	<35	ug/L	35	120	1		7/13/2021 08:00	7/16/2021 01:29	AJZ	EPA 8015
1,2,4-Trimethylbenzene	<0.4	ug/L	0.4	1.3	1			7/14/2021 18:07	TMG	WDNR GRO
m & p-Xylene	<0.8	ug/L	0.8	2.8	1			7/14/2021 18:07	TMG	WDNR GRO
Naphthalene	<0.9	ug/L	0.9	2.9	1			7/14/2021 18:07	TMG	WDNR GRO
o-Xylene	<0.4	ug/L	0.4	1.4	1			7/14/2021 18:07	TMG	WDNR GRO
2,3,4,6-Tetrachlorophenol	<3.0	ug/L	1.9	9.7	1		7/13/2021 10:15	7/14/2021 13:40	JJY	EPA 8270D
2,4,5-Trichlorophenol	<3.0	ug/L	1.8	9.7	1		7/13/2021 10:15	7/14/2021 13:40	JJY	EPA 8270D
2,4,6-Trichlorophenol	<3.0	ug/L	1.7	9.7	1		7/13/2021 10:15	7/14/2021 13:40	JJY	EPA 8270D
2,4-Dichlorophenol	<3.0	ug/L	1.3	9.7	1		7/13/2021 10:15	7/14/2021 13:40	JJY	EPA 8270D
2,4-Dimethylphenol	<3.0	ug/L	1.6	9.7	1		7/13/2021 10:15	7/14/2021 13:40	JJY	EPA 8270D
2,4-Dinitrophenol	<3.0	ug/L	3.2	11	1		7/13/2021 10:15	7/14/2021 13:40	JJY	EPA 8270D
2,6-Dichlorophenol	<3.0	ug/L	1.7	9.7	1		7/13/2021 10:15	7/14/2021 13:40	JJY	EPA 8270D
2-Chlorophenol	<3.0	ug/L	1.4	9.7	1		7/13/2021 10:15	7/14/2021 13:40	JJY	EPA 8270D
2-Methylphenol	<3.0	ug/L	1.5	9.7	1		7/13/2021 10:15	7/14/2021 13:40	JJY	EPA 8270D
2-Nitrophenol	<3.0	ug/L	1.3	9.7	1		7/13/2021 10:15	7/14/2021 13:40	JJY	EPA 8270D
3 & 4-Methylphenol	<3.0	ug/L	3.3	17	1		7/13/2021 10:15	7/14/2021 13:40	JJY	EPA 8270D
4,6-Dinitro-2-methylphenol	<3.0	ug/L	1.3	9.7	1		7/13/2021 10:15	7/14/2021 13:40	JJY	EPA 8270D
4-Chloro-3-methylphenol	<3.0	ug/L	1.3	9.7	1		7/13/2021 10:15	7/14/2021 13:40	JJY	EPA 8270D
4-Nitrophenol	<3.0	ug/L	1.9	9.7	1		7/13/2021 10:15	7/14/2021 13:40	JJY	EPA 8270D

CT LAB Sample#: 1023712	Sample Description: W8	Sampled: 7/6/2021 10:05
-------------------------	------------------------	-------------------------

Analyte	Result	Units	LOD	LOQ	Dilution	Qualifier	Prep Date/Time	Analysis Date/Time	Analyst	Method
Pentachlorophenol	<3.0	ug/L	1.6	9.7	1		7/13/2021 10:15	7/14/2021 13:40	JJY	EPA 8270D
Phenol	<3.0	ug/L	1.9	9.7	1		7/13/2021 10:15	7/14/2021 13:40	JJY	EPA 8270D

CT LAB Sample#: 1023713	Sample Description: W16	Sampled: 7/6/2021 10:55
-------------------------	-------------------------	-------------------------

Analyte	Result	Units	LOD	LOQ	Dilution	Qualifier	Prep Date/Time	Analysis Date/Time	Analyst	Method
---------	--------	-------	-----	-----	----------	-----------	----------------	--------------------	---------	--------

Inorganic Results

Nitrate Nitrogen Total	4.2	mg/L	0.12	0.40	1			7/7/2021 15:14	TMG	EPA 9056A
Total Sulfate	22	mg/L	0.80	2.5	1			7/7/2021 15:14	TMG	EPA 9056A
Total Organic Carbon	1.2	mg/L	0.4 *	1.3	1			7/9/2021 13:21	KMT	EPA 9060A

Metals Results

Dissolved Iron	<36	ug/L	36	120	1			7/13/2021 23:05	NAH	EPA 6010C
Dissolved Manganese	7.1	ug/L	1.4	5.0	1			7/13/2021 23:05	NAH	EPA 6010C
Dissolved Mercury	<0.020	ug/L	0.020	0.080	1		7/7/2021 13:45	7/8/2021 10:30	MDS	EPA 7470A

Organic Results

TPH as Mineral Spirits	<31	ug/L	31	100	1		7/13/2021 08:00	7/16/2021 02:04	AJZ	EPA 8015
1,2,4-Trimethylbenzene	<0.4	ug/L	0.4	1.3	1			7/14/2021 18:41	TMG	WDNR GRO
m & p-Xylene	<0.8	ug/L	0.8	2.8	1			7/14/2021 18:41	TMG	WDNR GRO
Naphthalene	<0.9	ug/L	0.9	2.9	1			7/14/2021 18:41	TMG	WDNR GRO
o-Xylene	<0.4	ug/L	0.4	1.4	1			7/14/2021 18:41	TMG	WDNR GRO
2,3,4,6-Tetrachlorophenol	<3.0	ug/L	2.1	10	1		7/13/2021 10:15	7/14/2021 14:03	JJY	EPA 8270D
2,4,5-Trichlorophenol	<3.0	ug/L	2.0	10	1		7/13/2021 10:15	7/14/2021 14:03	JJY	EPA 8270D
2,4,6-Trichlorophenol	<3.0	ug/L	1.8	10	1		7/13/2021 10:15	7/14/2021 14:03	JJY	EPA 8270D

CT LAB Sample#: 1023713

Sample Description: W16

Sampled: 7/6/2021 10:55

Analyte	Result	Units	LOD	LOQ	Dilution	Qualifier	Prep Date/Time	Analysis Date/Time	Analyst	Method
2,4-Dichlorophenol	<3.0	ug/L	1.4	10	1		7/13/2021 10:15	7/14/2021 14:03	JJY	EPA 8270D
2,4-Dimethylphenol	<3.0	ug/L	1.7	10	1		7/13/2021 10:15	7/14/2021 14:03	JJY	EPA 8270D
2,4-Dinitrophenol	<3.0	ug/L	3.4	11	1		7/13/2021 10:15	7/14/2021 14:03	JJY	EPA 8270D
2,6-Dichlorophenol	<3.0	ug/L	1.8	10	1		7/13/2021 10:15	7/14/2021 14:03	JJY	EPA 8270D
2-Chlorophenol	<3.0	ug/L	1.5	10	1		7/13/2021 10:15	7/14/2021 14:03	JJY	EPA 8270D
2-Methylphenol	<3.0	ug/L	1.6	10	1		7/13/2021 10:15	7/14/2021 14:03	JJY	EPA 8270D
2-Nitrophenol	<3.0	ug/L	1.4	10	1		7/13/2021 10:15	7/14/2021 14:03	JJY	EPA 8270D
3 & 4-Methylphenol	<3.0	ug/L	3.5	19	1		7/13/2021 10:15	7/14/2021 14:03	JJY	EPA 8270D
4,6-Dinitro-2-methylphenol	<3.0	ug/L	1.4	10	1		7/13/2021 10:15	7/14/2021 14:03	JJY	EPA 8270D
4-Chloro-3-methylphenol	<3.0	ug/L	1.4	10	1		7/13/2021 10:15	7/14/2021 14:03	JJY	EPA 8270D
4-Nitrophenol	<3.0	ug/L	2.1	10	1		7/13/2021 10:15	7/14/2021 14:03	JJY	EPA 8270D
Pentachlorophenol	<3.0	ug/L	1.7	10	1		7/13/2021 10:15	7/14/2021 14:03	JJY	EPA 8270D
Phenol	<3.0	ug/L	2.1	10	1		7/13/2021 10:15	7/14/2021 14:03	JJY	EPA 8270D

CT LAB Sample#: 1023714

Sample Description: W12

Sampled: 7/6/2021 11:50

Analyte	Result	Units	LOD	LOQ	Dilution	Qualifier	Prep Date/Time	Analysis Date/Time	Analyst	Method
Inorganic Results										
Nitrate Nitrogen Total	5.2	mg/L	0.12	0.40	1			7/7/2021 15:32	TMG	EPA 9056A
Total Sulfate	18	mg/L	0.80	2.5	1			7/7/2021 15:32	TMG	EPA 9056A
Total Organic Carbon	0.60	mg/L	0.4 *	1.3	1			7/9/2021 13:33	KMT	EPA 9060A
Metals Results										
Dissolved Iron	<36	ug/L	36	120	1			7/13/2021 23:13	NAH	EPA 6010C
Dissolved Manganese	<1.4	ug/L	1.4	5.0	1			7/13/2021 23:13	NAH	EPA 6010C

CT LAB Sample#: 1023714 Sample Description: W12

Sampled: 7/6/2021 11:50

Analyte	Result	Units	LOD	LOQ	Dilution	Qualifier	Prep Date/Time	Analysis Date/Time	Analyst	Method
Dissolved Mercury	<0.020	ug/L	0.020	0.080	1		7/7/2021 13:45	7/8/2021 10:34	MDS	EPA 7470A
Organic Results										
TPH as Mineral Spirits	<35	ug/L	35	120	1		7/13/2021 08:00	7/16/2021 02:39	AJZ	EPA 8015
1,2,4-Trimethylbenzene	<0.4	ug/L	0.4	1.3	1			7/14/2021 19:15	TMG	WDNR GRO
m & p-Xylene	<0.8	ug/L	0.8	2.8	1			7/14/2021 19:15	TMG	WDNR GRO
Naphthalene	<0.9	ug/L	0.9	2.9	1			7/14/2021 19:15	TMG	WDNR GRO
o-Xylene	<0.4	ug/L	0.4	1.4	1			7/14/2021 19:15	TMG	WDNR GRO
2,3,4,6-Tetrachlorophenol	<3.0	ug/L	2.1	10	1		7/13/2021 10:15	7/14/2021 14:27	JJY	EPA 8270D
2,4,5-Trichlorophenol	<3.0	ug/L	2.0	10	1		7/13/2021 10:15	7/14/2021 14:27	JJY	EPA 8270D
2,4,6-Trichlorophenol	<3.0	ug/L	1.8	10	1		7/13/2021 10:15	7/14/2021 14:27	JJY	EPA 8270D
2,4-Dichlorophenol	<3.0	ug/L	1.4	10	1		7/13/2021 10:15	7/14/2021 14:27	JJY	EPA 8270D
2,4-Dimethylphenol	<3.0	ug/L	1.7	10	1		7/13/2021 10:15	7/14/2021 14:27	JJY	EPA 8270D
2,4-Dinitrophenol	<3.0	ug/L	3.4	11	1		7/13/2021 10:15	7/14/2021 14:27	JJY	EPA 8270D
2,6-Dichlorophenol	<3.0	ug/L	1.8	10	1		7/13/2021 10:15	7/14/2021 14:27	JJY	EPA 8270D
2-Chlorophenol	<3.0	ug/L	1.5	10	1		7/13/2021 10:15	7/14/2021 14:27	JJY	EPA 8270D
2-Methylphenol	<3.0	ug/L	1.6	10	1		7/13/2021 10:15	7/14/2021 14:27	JJY	EPA 8270D
2-Nitrophenol	<3.0	ug/L	1.4	10	1		7/13/2021 10:15	7/14/2021 14:27	JJY	EPA 8270D
3 & 4-Methylphenol	<3.0	ug/L	3.5	19	1		7/13/2021 10:15	7/14/2021 14:27	JJY	EPA 8270D
4,6-Dinitro-2-methylphenol	<3.0	ug/L	1.4	10	1		7/13/2021 10:15	7/14/2021 14:27	JJY	EPA 8270D
4-Chloro-3-methylphenol	<3.0	ug/L	1.4	10	1		7/13/2021 10:15	7/14/2021 14:27	JJY	EPA 8270D
4-Nitrophenol	<3.0	ug/L	2.1	10	1		7/13/2021 10:15	7/14/2021 14:27	JJY	EPA 8270D
Pentachlorophenol	<3.0	ug/L	1.7	10	1		7/13/2021 10:15	7/14/2021 14:27	JJY	EPA 8270D
Phenol	<3.0	ug/L	2.1	10	1		7/13/2021 10:15	7/14/2021 14:27	JJY	EPA 8270D

CT LAB Sample#: 1023715 Sample Description: W18

Sampled: 7/6/2021 12:55

Analyte	Result	Units	LOD	LOQ	Dilution	Qualifier	Prep Date/Time	Analysis Date/Time	Analyst	Method
Inorganic Results										
Nitrate Nitrogen Total	0.94	mg/L	0.12	0.40	1			7/7/2021 15:50	TMG	EPA 9056A
Total Sulfate	15	mg/L	0.80	2.5	1			7/7/2021 15:50	TMG	EPA 9056A
Total Organic Carbon	1.1	mg/L	0.4 *	1.3	1			7/9/2021 14:18	KMT	EPA 9060A
Metals Results										
Dissolved Iron	<36	ug/L	36	120	1			7/13/2021 23:21	NAH	EPA 6010C
Dissolved Manganese	<1.4	ug/L	1.4	5.0	1			7/13/2021 23:21	NAH	EPA 6010C
Dissolved Mercury	<0.020	ug/L	0.020	0.080	1		7/7/2021 13:45	7/8/2021 10:37	MDS	EPA 7470A
Organic Results										
TPH as Mineral Spirits	<32	ug/L	32	110	1		7/13/2021 08:00	7/16/2021 03:14	AJZ	EPA 8015
1,2,4-Trimethylbenzene	<0.4	ug/L	0.4	1.3	1			7/14/2021 19:49	TMG	WDNR GRO
m & p-Xylene	<0.8	ug/L	0.8	2.8	1			7/14/2021 19:49	TMG	WDNR GRO
Naphthalene	<0.9	ug/L	0.9	2.9	1			7/14/2021 19:49	TMG	WDNR GRO
o-Xylene	<0.4	ug/L	0.4	1.4	1			7/14/2021 19:49	TMG	WDNR GRO
2,3,4,6-Tetrachlorophenol	<3.0	ug/L	2.1	10	1		7/13/2021 10:15	7/14/2021 14:50	JJY	EPA 8270D
2,4,5-Trichlorophenol	<3.0	ug/L	2.0	10	1		7/13/2021 10:15	7/14/2021 14:50	JJY	EPA 8270D
2,4,6-Trichlorophenol	<3.0	ug/L	1.8	10	1		7/13/2021 10:15	7/14/2021 14:50	JJY	EPA 8270D
2,4-Dichlorophenol	<3.0	ug/L	1.4	10	1		7/13/2021 10:15	7/14/2021 14:50	JJY	EPA 8270D
2,4-Dimethylphenol	<3.0	ug/L	1.7	10	1		7/13/2021 10:15	7/14/2021 14:50	JJY	EPA 8270D
2,4-Dinitrophenol	<3.0	ug/L	3.4	11	1		7/13/2021 10:15	7/14/2021 14:50	JJY	EPA 8270D
2,6-Dichlorophenol	<3.0	ug/L	1.8	10	1		7/13/2021 10:15	7/14/2021 14:50	JJY	EPA 8270D
2-Chlorophenol	<3.0	ug/L	1.5	10	1		7/13/2021 10:15	7/14/2021 14:50	JJY	EPA 8270D
2-Methylphenol	<3.0	ug/L	1.6	10	1		7/13/2021 10:15	7/14/2021 14:50	JJY	EPA 8270D

CT LAB Sample#: 1023715 Sample Description: W18 Sampled: 7/6/2021 12:55

Analyte	Result	Units	LOD	LOQ	Dilution	Qualifier	Prep Date/Time	Analysis Date/Time	Analyst	Method
2-Nitrophenol	<3.0	ug/L	1.4	10	1		7/13/2021 10:15	7/14/2021 14:50	JJY	EPA 8270D
3 & 4-Methylphenol	<3.0	ug/L	3.5	19	1		7/13/2021 10:15	7/14/2021 14:50	JJY	EPA 8270D
4,6-Dinitro-2-methylphenol	<3.0	ug/L	1.4	10	1		7/13/2021 10:15	7/14/2021 14:50	JJY	EPA 8270D
4-Chloro-3-methylphenol	<3.0	ug/L	1.4	10	1		7/13/2021 10:15	7/14/2021 14:50	JJY	EPA 8270D
4-Nitrophenol	<3.0	ug/L	2.1	10	1		7/13/2021 10:15	7/14/2021 14:50	JJY	EPA 8270D
Pentachlorophenol	<3.0	ug/L	1.7	10	1		7/13/2021 10:15	7/14/2021 14:50	JJY	EPA 8270D
Phenol	<3.0	ug/L	2.1	10	1		7/13/2021 10:15	7/14/2021 14:50	JJY	EPA 8270D

CT LAB Sample#: 1023716 Sample Description: W28 Sampled: 7/6/2021 14:00

Analyte	Result	Units	LOD	LOQ	Dilution	Qualifier	Prep Date/Time	Analysis Date/Time	Analyst	Method
Inorganic Results										
Nitrate Nitrogen Total	1.1	mg/L	0.12	0.40	1			7/7/2021 16:08	TMG	EPA 9056A
Total Sulfate	13	mg/L	0.80	2.5	1			7/7/2021 16:08	TMG	EPA 9056A
Total Organic Carbon	0.88	mg/L	0.4 *	1.3	1			7/9/2021 14:29	KMT	EPA 9060A
Metals Results										
Dissolved Iron	262	ug/L	36	120	1			7/13/2021 23:29	NAH	EPA 6010C
Dissolved Manganese	22.3	ug/L	1.4	5.0	1			7/13/2021 23:29	NAH	EPA 6010C
Dissolved Mercury	<0.020	ug/L	0.020	0.080	1		7/7/2021 13:45	7/8/2021 10:40	MDS	EPA 7470A
Organic Results										
TPH as Mineral Spirits	<33	ug/L	33	110	1		7/13/2021 08:00	7/16/2021 03:49	AJZ	EPA 8015
1,2,4-Trimethylbenzene	<0.4	ug/L	0.4	1.3	1			7/14/2021 20:23	TMG	WDNR GRO
m & p-Xylene	<0.8	ug/L	0.8	2.8	1			7/14/2021 20:23	TMG	WDNR GRO

CT LAB Sample#: 1023716 Sample Description: W28

Sampled: 7/6/2021 14:00

Analyte	Result	Units	LOD	LOQ	Dilution	Qualifier	Prep Date/Time	Analysis Date/Time	Analyst	Method
Naphthalene	<0.9	ug/L	0.9	2.9	1			7/14/2021 20:23	TMG	WDNR GRO
o-Xylene	<0.4	ug/L	0.4	1.4	1			7/14/2021 20:23	TMG	WDNR GRO
2,3,4,6-Tetrachlorophenol	<3.0	ug/L	2.0	9.9	1		7/13/2021 10:15	7/14/2021 15:14	JJY	EPA 8270D
2,4,5-Trichlorophenol	<3.0	ug/L	1.9	9.9	1		7/13/2021 10:15	7/14/2021 15:14	JJY	EPA 8270D
2,4,6-Trichlorophenol	<3.0	ug/L	1.7	9.9	1		7/13/2021 10:15	7/14/2021 15:14	JJY	EPA 8270D
2,4-Dichlorophenol	<3.0	ug/L	1.3	9.9	1		7/13/2021 10:15	7/14/2021 15:14	JJY	EPA 8270D
2,4-Dimethylphenol	<3.0	ug/L	1.6	9.9	1		7/13/2021 10:15	7/14/2021 15:14	JJY	EPA 8270D
2,4-Dinitrophenol	<3.0	ug/L	3.3	11	1		7/13/2021 10:15	7/14/2021 15:14	JJY	EPA 8270D
2,6-Dichlorophenol	<3.0	ug/L	1.7	9.9	1		7/13/2021 10:15	7/14/2021 15:14	JJY	EPA 8270D
2-Chlorophenol	<3.0	ug/L	1.4	9.9	1		7/13/2021 10:15	7/14/2021 15:14	JJY	EPA 8270D
2-Methylphenol	<3.0	ug/L	1.5	9.9	1		7/13/2021 10:15	7/14/2021 15:14	JJY	EPA 8270D
2-Nitrophenol	<3.0	ug/L	1.3	9.9	1		7/13/2021 10:15	7/14/2021 15:14	JJY	EPA 8270D
3 & 4-Methylphenol	<3.0	ug/L	3.4	18	1		7/13/2021 10:15	7/14/2021 15:14	JJY	EPA 8270D
4,6-Dinitro-2-methylphenol	<3.0	ug/L	1.3	9.9	1		7/13/2021 10:15	7/14/2021 15:14	JJY	EPA 8270D
4-Chloro-3-methylphenol	<3.0	ug/L	1.3	9.9	1		7/13/2021 10:15	7/14/2021 15:14	JJY	EPA 8270D
4-Nitrophenol	<3.0	ug/L	2.0	9.9	1		7/13/2021 10:15	7/14/2021 15:14	JJY	EPA 8270D
Pentachlorophenol	<3.0	ug/L	1.6	9.9	1		7/13/2021 10:15	7/14/2021 15:14	JJY	EPA 8270D
Phenol	<3.0	ug/L	2.0	9.9	1		7/13/2021 10:15	7/14/2021 15:14	JJY	EPA 8270D

CT LAB Sample#: 1023718 Sample Description: TRIP BLANK 01

Sampled: 7/6/2021 07:20

Analyte	Result	Units	LOD	LOQ	Dilution	Qualifier	Prep Date/Time	Analysis Date/Time	Analyst	Method
Organic Results										
1,2,4-Trimethylbenzene	<0.4	ug/L	0.4	1.3	1			7/14/2021 14:43	TMG	WDNR GRO

CT LAB Sample#: 1023718 Sample Description: TRIP BLANK 01 Sampled: 7/6/2021 07:20

Analyte	Result	Units	LOD	LOQ	Dilution	Qualifier	Prep Date/Time	Analysis Date/Time	Analyst	Method
m & p-Xylene	<0.8	ug/L	0.8	2.8	1			7/14/2021 14:43	TMG	WDNR GRO
Naphthalene	<0.9	ug/L	0.9	2.9	1			7/14/2021 14:43	TMG	WDNR GRO
o-Xylene	<0.4	ug/L	0.4	1.4	1			7/14/2021 14:43	TMG	WDNR GRO

Notes: * Indicates a value in between the LOD (limit of detection) and the LOQ (limit of quantitation). All LOD/LOQs are adjusted to reflect dilution and also any differences in the sample weight / volume as compared to standard amounts.

All samples were received intact and properly preserved unless otherwise noted. The results reported relate only to the samples tested. This report shall not be reproduced, except in full, without written approval of this laboratory. The Chain of Custody is attached.

Submitted by: Brett M. Szymanski
Project Manager
608-356-2760

Current CT Laboratories Certifications

Wisconsin (WDNR) Chemistry ID# 157066030
Wisconsin (DATCP) Bacteriology ID# 289
Louisiana NELAP (primary) ID# ACC20190002
Illinois NELAP Lab ID# 200073
Kansas NELAP Lab ID# E-10368
Virginia NELAP Lab ID# 460203
ISO/IEC 17025-2005 A2LA Cert # 3806.01
DoD-ELAP A2LA 3806.01
GA EPD Stipulation ID ACC20190002

Company Name: TRC
 Project Contact: Bruce Iverson
 Telephone: 608-826-3644
 Project Name: Wauleco
 Project Number: 189597.0010
 Project Location: Wausau, WI
 Sampled By: Tom Dushek



Mail Report To: Bruce Iverson
 Company: TRC
 Address: 708 Heartland Trail
 City/State/Zip: Madison, WI 53717

Folder #: 162914
 Company: TRC ENVIRONMENTAL
 Project: WAULECO
 Logged By: erc PM: BMS

1230 Lange Court, Baraboo, WI 53913
 608-356-2760 Tel. Fx 608-356-2766
 www.ctlaboratories.com

Invoice To: Accounts Payable
 Company: TRC
 Address:
 City/State/Zip:
 PO No. 161494

Regulatory Program:
 UST RCRA SDWA NPDES
 Solid Waste Other _____

Ice Present Yes No
 Temperature 15.4 / CSA Dec 27
 Initials ERC
 Date 7/27 Time 1009
 Cooler # 6318, 6645, 6661

Contract No.

Turnaround Time
Normal RUSH* Date Needed _____
 *Notify Lab prior to sending in RUSH
 Surcharges 24 hr 200% 2-3 days 100% 4-9 days 50%
 Surcharges subject to change without notice.

Landfill License Number _____

Collection Date	Time	Field Screen	Field ID	Grab/Comp	Sample ID Description	Filt'd Y/N
7/6/21	0710			G	W72	N
	0815				W71	
	0905				W74	
	1005				W8	
	1055				W16	
	1150				W12	
	1255				W18	
	1400				W28	
	0720				Trip Blank 01	

WDNR Well ID #	**Matrix:	Phenols (8270)	TPH	VOC's (8020)	Diss. Hg	Nitrate	Sulfate	TOC	Diss. Fe, Mn	Total No of Containers	Total No of Cont. Rec'd	Preservation*
	GW	2	1	3						6		
		2	1	3						6		
		2	1	3						6		
		2	1	3	1	1	✓	1	✓	9		
		2	1	3	1	1	✓	1	✓	9		
		2	1	3	1	1	✓	1	✓	9		
		2	1	3	1	1	✓	1	✓	9		
				1						1		
	A	A	B	D	A	A	C	D				

Client Special Instructions:
 VOC's - Report only Naphthalene, xylenes, 1,2,4-trimethylbenzene. Metals are filtered.

Lab ID #

Fill in Spaces with Bottles per Test

PCP only For Phenols

1023700
 716
 714
 712
 713
 714
 715
 716
 719

Relinquished By: S. J. Dushek Date/Time: 7/6/21 1530
 Received by: ERC Date/Time: 7/27 1041

****Matrix**
 S-Soil A-Air Slg-Sludge M-Misc Waste
 GW-Groundwater SW-Surface Water
 WW-Wastewater DW-Drinking Water

*** Preservation Code**
 A=None B=HCL
 C=H2SO4 D=HNO3
 E=Encore F=Methanol
 G=NaOH
 O=Other _____

Cooler Receipt Form

Ice Present YES NO

Observed Temperature 3.7

Actual Temperature 4.2

IR Gun # 27

Initials EDC

Date 7/21 Time 1009

Cooler #: 6318

GUSTODY SEAL

DATE 7-21-21

SIGNATURE T. Dushek

QEC
Quality Environmental Containers
800-255-3950 • www.qecusa.com

GUSTODY SEAL

DATE 7-21-21


SIGNATURE T. Dushek

QEC
Quality Environmental Containers
800-255-3950 • www.qecusa.com

TOM DUSHEK
TRC ENVIRONMENTAL
125 ROSECRANS STREET
WAUSAU WI 54401

50 LBS
RS
1 OF 1

SHIP TO:
SHIPPING DEPT
6083562760
CT LABS
1230 LANGE CT
BARABOO WI 53913



WI 539 0-10



UPS GROUND
TRACKING #: 1Z 1A3 77E 90 4817 8490



BILLING: P/P
DESC: Environmental Samples
RETURN SERVICE



Ice Present YES NO

Observed Temperature 0.9

Actual Temperature 1.4

IR Gun # 27

Initials ERC

Date 7/7/21 Time 1009

Cooler #: 6661

Cooler Receipt Form

CUSTODY SEAL

DATE 7-6-21

SIGNATURE [Signature]

QEC
Quality Environmental Containers
800-255-3950 • www.qecusa.com

CUSTODY SEAL

DATE 7-6-21

SIGNATURE [Signature]

QEC
Quality Environmental Containers
800-255-3950 • www.qecusa.com



TOM DUSHEK
TRC ENVIRONMENTAL
125 ROSECRANS STREET
WAUSAU WI 54401

50 LBS 1 OF 1

RS

SHIP TO:
SHIPPING DEPT
6083562760
CT LABS
1230 LANGE CT
BARABOO WI 53913

WI 539 0-10



UPS GROUND
TRACKING #: 1Z 1A3 77E 90 4707 1481



BILLING: P/P
DESC: Environmental Samples
RETURN SERVICE

XOL 21.06.14

Cooler Receipt Form

Ice Present YES NO
Observed Temperature 5.3
Actual Temperature 5.8
IR Gun # 27
Initials PLC
Date 7/11/21 Time 1009
Cooler #: 6645

TOM DUSHEK TRC ENVIRONMENTAL 125 ROSECRANS STREET WAUSAU WI 54401		50 LBS	1 OF 1
		RS	
SHIP TO: SHIPPING DEPT 6083562760 CT LABS 1230 LANGE CT BARABOO WI 53913			
	WI 539 0-10		
			
UPS GROUND			
TRACKING #: 1Z 1A3 77E 90 4746 8071			
			
BILLING: P/P DESC: Environmental Samples RETURN SERVICE			
			
XOL 21.06.14 NV15 28.0A 07/2021*			

GUSTODY SEAL
DATE 7-11-21
SIGNATURE T. Dushek
QEC
Quality Environmental Containers
800-255-3950 • www.qecusa.com

GUSTODY SEAL
DATE 7-11-21
SIGNATURE T. Dushek
QEC
Quality Environmental Containers
800-255-3950 • www.qecusa.com



ANALYTICAL REPORT

TRC ENVIRONMENTAL
 BRUCE IVERSON
 708 HEARTLAND TRAIL
 MADISON, WI 53717

Project Name: WAULECO
 Project Phase: WAUSAU, WI
 Contract #: 2399
 Project #: 189597.0010
 Folder #: 162961
 Purchase Order #: 161494

Page 1 of 10
 Arrival Temperature: 3.8
 Report Date: 7/21/2021
 Date Received: 7/8/2021
 Reprint Date: 7/21/2021

CT LAB Sample#: 1024136	Sample Description: PW17	Sampled: 7/7/2021 08:10
-------------------------	--------------------------	-------------------------

Analyte	Result	Units	LOD	LOQ	Dilution	Qualifier	Prep Date/Time	Analysis Date/Time	Analyst	Method
Inorganic Results										
Total Sulfate	12	mg/L	0.80	2.5	1			7/8/2021 15:28	TMG	EPA 9056A
Total Organic Carbon	11	mg/L	0.4	1.3	1			7/9/2021 14:41	KMT	EPA 9060A
Metals Results										
Dissolved Iron	5610	ug/L	36	120	1			7/13/2021 23:37	NAH	EPA 6010C
Dissolved Manganese	3380	ug/L	1.4	5.0	1			7/13/2021 23:37	NAH	EPA 6010C
Organic Results										
TPH as Mineral Spirits	1200	ug/L	33	110	1		7/13/2021 08:00	7/16/2021 05:33	AJZ	EPA 8015

CT LAB Sample#: 1024149	Sample Description: FP2	Sampled: 7/7/2021 08:20
-------------------------	-------------------------	-------------------------

Analyte	Result	Units	LOD	LOQ	Dilution	Qualifier	Prep Date/Time	Analysis Date/Time	Analyst	Method
Inorganic Results										
Total Sulfate	2.1	mg/L	0.80 *	2.5	1			7/8/2021 16:58	TMG	EPA 9056A
Total Organic Carbon	8.1	mg/L	0.4	1.3	1			7/9/2021 14:53	KMT	EPA 9060A

Unless specifically stated to the contrary, soil/sediment/sludge sample results/LOD/LOQ/RLs were reported on a Dry Weight Basis

CT LAB Sample#: 1024149 Sample Description: FP2 Sampled: 7/7/2021 08:20

Analyte	Result	Units	LOD	LOQ	Dilution	Qualifier	Prep Date/Time	Analysis Date/Time	Analyst	Method
Metals Results										
Dissolved Iron	10500	ug/L	36	120	1	M		7/13/2021 23:45	NAH	EPA 6010C
Dissolved Manganese	4850	ug/L	1.4	5.0	1	M		7/13/2021 23:45	NAH	EPA 6010C
Organic Results										
TPH as Mineral Spirits	2300	ug/L	33	110	1		7/13/2021 08:00	7/16/2021 06:08	AJZ	EPA 8015

CT LAB Sample#: 1024150 Sample Description: W25 Sampled: 7/7/2021 09:30

Analyte	Result	Units	LOD	LOQ	Dilution	Qualifier	Prep Date/Time	Analysis Date/Time	Analyst	Method
Inorganic Results										
Nitrate Nitrogen Total	3.8	mg/L	0.12	0.40	1			7/8/2021 17:16	TMG	EPA 9056A
Metals Results										
Dissolved Mercury	<0.020	ug/L	0.020	0.080	1		7/14/2021 13:45	7/15/2021 11:32	MDS	EPA 7470A
Organic Results										
TPH as Mineral Spirits	<32	ug/L	32	110	1		7/13/2021 08:00	7/16/2021 06:43	AJZ	EPA 8015
1,2,4-Trimethylbenzene	1.3	ug/L	0.4	1.3	1			7/14/2021 20:57	TMG	WDNR GRO
m & p-Xylene	<0.8	ug/L	0.8	2.8	1			7/14/2021 20:57	TMG	WDNR GRO
Naphthalene	<0.9	ug/L	0.9	2.9	1			7/14/2021 20:57	TMG	WDNR GRO
o-Xylene	<0.4	ug/L	0.4	1.4	1			7/14/2021 20:57	TMG	WDNR GRO
2,3,4,6-Tetrachlorophenol	<3.0	ug/L	1.9	9.5	1		7/13/2021 10:15	7/14/2021 15:37	JJY	EPA 8270D
2,4,5-Trichlorophenol	<3.0	ug/L	1.8	9.5	1		7/13/2021 10:15	7/14/2021 15:37	JJY	EPA 8270D
2,4,6-Trichlorophenol	<3.0	ug/L	1.6	9.5	1		7/13/2021 10:15	7/14/2021 15:37	JJY	EPA 8270D

CT LAB Sample#: 1024150

Sample Description: W25

Sampled: 7/7/2021 09:30

Analyte	Result	Units	LOD	LOQ	Dilution	Qualifier	Prep Date/Time	Analysis Date/Time	Analyst	Method
2,4-Dichlorophenol	<3.0	ug/L	1.2	9.5	1		7/13/2021 10:15	7/14/2021 15:37	JJY	EPA 8270D
2,4-Dimethylphenol	<3.0	ug/L	1.5	9.5	1		7/13/2021 10:15	7/14/2021 15:37	JJY	EPA 8270D
2,4-Dinitrophenol	<3.0	ug/L	3.1	10	1		7/13/2021 10:15	7/14/2021 15:37	JJY	EPA 8270D
2,6-Dichlorophenol	<3.0	ug/L	1.6	9.5	1		7/13/2021 10:15	7/14/2021 15:37	JJY	EPA 8270D
2-Chlorophenol	<3.0	ug/L	1.3	9.5	1		7/13/2021 10:15	7/14/2021 15:37	JJY	EPA 8270D
2-Methylphenol	<3.0	ug/L	1.4	9.5	1		7/13/2021 10:15	7/14/2021 15:37	JJY	EPA 8270D
2-Nitrophenol	<3.0	ug/L	1.2	9.5	1		7/13/2021 10:15	7/14/2021 15:37	JJY	EPA 8270D
3 & 4-Methylphenol	<3.0	ug/L	3.2	17	1		7/13/2021 10:15	7/14/2021 15:37	JJY	EPA 8270D
4,6-Dinitro-2-methylphenol	<3.0	ug/L	1.2	9.5	1		7/13/2021 10:15	7/14/2021 15:37	JJY	EPA 8270D
4-Chloro-3-methylphenol	<3.0	ug/L	1.2	9.5	1		7/13/2021 10:15	7/14/2021 15:37	JJY	EPA 8270D
4-Nitrophenol	<3.0	ug/L	1.9	9.5	1		7/13/2021 10:15	7/14/2021 15:37	JJY	EPA 8270D
Pentachlorophenol	4.5	ug/L	1.5 *	9.5	1		7/13/2021 10:15	7/14/2021 15:37	JJY	EPA 8270D
Phenol	<3.0	ug/L	1.9	9.5	1		7/13/2021 10:15	7/14/2021 15:37	JJY	EPA 8270D

CT LAB Sample#: 1024152

Sample Description: W21

Sampled: 7/7/2021 10:20

Analyte	Result	Units	LOD	LOQ	Dilution	Qualifier	Prep Date/Time	Analysis Date/Time	Analyst	Method
Inorganic Results										
Nitrate Nitrogen Total	0.77	mg/L	0.12	0.40	1			7/8/2021 17:34	TMG	EPA 9056A
Metals Results										
Dissolved Mercury	<0.020	ug/L	0.020	0.080	1		7/14/2021 13:45	7/15/2021 11:35	MDS	EPA 7470A
Organic Results										
TPH as Mineral Spirits	<34	ug/L	34	110	1		7/13/2021 08:00	7/16/2021 07:18	AJZ	EPA 8015

CT LAB Sample#: 1024152 Sample Description: W21 Sampled: 7/7/2021 10:20

Analyte	Result	Units	LOD	LOQ	Dilution	Qualifier	Prep Date/Time	Analysis Date/Time	Analyst	Method
1,2,4-Trimethylbenzene	<0.4	ug/L	0.4	1.3	1			7/14/2021 21:31	TMG	WDNR GRO
m & p-Xylene	<0.8	ug/L	0.8	2.8	1			7/14/2021 21:31	TMG	WDNR GRO
Naphthalene	<0.9	ug/L	0.9	2.9	1			7/14/2021 21:31	TMG	WDNR GRO
o-Xylene	<0.4	ug/L	0.4	1.4	1			7/14/2021 21:31	TMG	WDNR GRO
2,3,4,6-Tetrachlorophenol	<3.0	ug/L	2.1	10	1		7/13/2021 10:15	7/14/2021 16:01	JJY	EPA 8270D
2,4,5-Trichlorophenol	<3.0	ug/L	2.0	10	1		7/13/2021 10:15	7/14/2021 16:01	JJY	EPA 8270D
2,4,6-Trichlorophenol	<3.0	ug/L	1.8	10	1		7/13/2021 10:15	7/14/2021 16:01	JJY	EPA 8270D
2,4-Dichlorophenol	<3.0	ug/L	1.3	10	1		7/13/2021 10:15	7/14/2021 16:01	JJY	EPA 8270D
2,4-Dimethylphenol	<3.0	ug/L	1.6	10	1		7/13/2021 10:15	7/14/2021 16:01	JJY	EPA 8270D
2,4-Dinitrophenol	<3.0	ug/L	3.4	11	1		7/13/2021 10:15	7/14/2021 16:01	JJY	EPA 8270D
2,6-Dichlorophenol	<3.0	ug/L	1.8	10	1		7/13/2021 10:15	7/14/2021 16:01	JJY	EPA 8270D
2-Chlorophenol	<3.0	ug/L	1.4	10	1		7/13/2021 10:15	7/14/2021 16:01	JJY	EPA 8270D
2-Methylphenol	<3.0	ug/L	1.5	10	1		7/13/2021 10:15	7/14/2021 16:01	JJY	EPA 8270D
2-Nitrophenol	<3.0	ug/L	1.3	10	1		7/13/2021 10:15	7/14/2021 16:01	JJY	EPA 8270D
3 & 4-Methylphenol	<3.0	ug/L	3.5	19	1		7/13/2021 10:15	7/14/2021 16:01	JJY	EPA 8270D
4,6-Dinitro-2-methylphenol	<3.0	ug/L	1.3	10	1		7/13/2021 10:15	7/14/2021 16:01	JJY	EPA 8270D
4-Chloro-3-methylphenol	<3.0	ug/L	1.3	10	1		7/13/2021 10:15	7/14/2021 16:01	JJY	EPA 8270D
4-Nitrophenol	<3.0	ug/L	2.1	10	1		7/13/2021 10:15	7/14/2021 16:01	JJY	EPA 8270D
Pentachlorophenol	<3.0	ug/L	1.6	10	1		7/13/2021 10:15	7/14/2021 16:01	JJY	EPA 8270D
Phenol	<3.0	ug/L	2.1	10	1		7/13/2021 10:15	7/14/2021 16:01	JJY	EPA 8270D

CT LAB Sample#: 1024153 Sample Description: W32 Sampled: 7/7/2021 11:15

Analyte	Result	Units	LOD	LOQ	Dilution	Qualifier	Prep Date/Time	Analysis Date/Time	Analyst	Method
---------	--------	-------	-----	-----	----------	-----------	----------------	--------------------	---------	--------

CT LAB Sample#: 1024153

Sample Description: W32

Sampled: 7/7/2021 11:15

Analyte	Result	Units	LOD	LOQ	Dilution	Qualifier	Prep Date/Time	Analysis Date/Time	Analyst	Method
Inorganic Results										
Nitrate Nitrogen Total	<0.12	mg/L	0.12	0.40	1			7/8/2021 17:52	TMG	EPA 9056A
Metals Results										
Dissolved Mercury	<0.020	ug/L	0.020	0.080	1		7/14/2021 13:45	7/15/2021 11:57	MDS	EPA 7470A
Organic Results										
TPH as Mineral Spirits	<34	ug/L	34	110	1		7/13/2021 08:00	7/16/2021 07:53	AJZ	EPA 8015
1,2,4-Trimethylbenzene	<0.4	ug/L	0.4	1.3	1			7/14/2021 22:05	TMG	WDNR GRO
m & p-Xylene	<0.8	ug/L	0.8	2.8	1			7/14/2021 22:05	TMG	WDNR GRO
Naphthalene	<0.9	ug/L	0.9	2.9	1			7/14/2021 22:05	TMG	WDNR GRO
o-Xylene	<0.4	ug/L	0.4	1.4	1			7/14/2021 22:05	TMG	WDNR GRO
2,3,4,6-Tetrachlorophenol	<3.0	ug/L	2.1	10	1		7/13/2021 10:15	7/14/2021 16:24	JJY	EPA 8270D
2,4,5-Trichlorophenol	<3.0	ug/L	2.0	10	1		7/13/2021 10:15	7/14/2021 16:24	JJY	EPA 8270D
2,4,6-Trichlorophenol	<3.0	ug/L	1.8	10	1		7/13/2021 10:15	7/14/2021 16:24	JJY	EPA 8270D
2,4-Dichlorophenol	<3.0	ug/L	1.3	10	1		7/13/2021 10:15	7/14/2021 16:24	JJY	EPA 8270D
2,4-Dimethylphenol	<3.0	ug/L	1.6	10	1		7/13/2021 10:15	7/14/2021 16:24	JJY	EPA 8270D
2,4-Dinitrophenol	<3.0	ug/L	3.4	11	1		7/13/2021 10:15	7/14/2021 16:24	JJY	EPA 8270D
2,6-Dichlorophenol	<3.0	ug/L	1.8	10	1		7/13/2021 10:15	7/14/2021 16:24	JJY	EPA 8270D
2-Chlorophenol	<3.0	ug/L	1.4	10	1		7/13/2021 10:15	7/14/2021 16:24	JJY	EPA 8270D
2-Methylphenol	<3.0	ug/L	1.5	10	1		7/13/2021 10:15	7/14/2021 16:24	JJY	EPA 8270D
2-Nitrophenol	<3.0	ug/L	1.3	10	1		7/13/2021 10:15	7/14/2021 16:24	JJY	EPA 8270D
3 & 4-Methylphenol	<3.0	ug/L	3.5	19	1		7/13/2021 10:15	7/14/2021 16:24	JJY	EPA 8270D
4,6-Dinitro-2-methylphenol	<3.0	ug/L	1.3	10	1		7/13/2021 10:15	7/14/2021 16:24	JJY	EPA 8270D
4-Chloro-3-methylphenol	<3.0	ug/L	1.3	10	1		7/13/2021 10:15	7/14/2021 16:24	JJY	EPA 8270D
4-Nitrophenol	<3.0	ug/L	2.1	10	1		7/13/2021 10:15	7/14/2021 16:24	JJY	EPA 8270D

Unless specifically stated to the contrary, soil/sediment/sludge sample results/LOD/LOQ/RLs were reported on a Dry Weight Basis

CT LAB Sample#: 1024153	Sample Description: W32	Sampled: 7/7/2021 11:15
-------------------------	-------------------------	-------------------------

Analyte	Result	Units	LOD	LOQ	Dilution	Qualifier	Prep Date/Time	Analysis Date/Time	Analyst	Method
Pentachlorophenol	<3.0	ug/L	1.6	10	1		7/13/2021 10:15	7/14/2021 16:24	JJY	EPA 8270D
Phenol	<3.0	ug/L	2.1	10	1		7/13/2021 10:15	7/14/2021 16:24	JJY	EPA 8270D

CT LAB Sample#: 1024154	Sample Description: W36	Sampled: 7/7/2021 12:05
-------------------------	-------------------------	-------------------------

Analyte	Result	Units	LOD	LOQ	Dilution	Qualifier	Prep Date/Time	Analysis Date/Time	Analyst	Method
---------	--------	-------	-----	-----	----------	-----------	----------------	--------------------	---------	--------

Inorganic Results

Nitrate Nitrogen Total	5.7	mg/L	0.12	0.40	1			7/8/2021 18:10	TMG	EPA 9056A
------------------------	------------	------	------	------	---	--	--	----------------	-----	-----------

Metals Results

Dissolved Mercury	<0.020	ug/L	0.020	0.080	1		7/14/2021 13:45	7/15/2021 12:39	MDS	EPA 7470A
-------------------	--------	------	-------	-------	---	--	-----------------	-----------------	-----	-----------

Organic Results

TPH as Mineral Spirits	<33	ug/L	33	110	1		7/13/2021 08:00	7/16/2021 08:28	AJZ	EPA 8015
1,2,4-Trimethylbenzene	<0.4	ug/L	0.4	1.3	1			7/15/2021 02:38	TMG	WDNR GRO
m & p-Xylene	<0.8	ug/L	0.8	2.8	1			7/15/2021 02:38	TMG	WDNR GRO
Naphthalene	<0.9	ug/L	0.9	2.9	1			7/15/2021 02:38	TMG	WDNR GRO
o-Xylene	<0.4	ug/L	0.4	1.4	1			7/15/2021 02:38	TMG	WDNR GRO
2,3,4,6-Tetrachlorophenol	<3.0	ug/L	2.1	10	1		7/13/2021 10:15	7/14/2021 16:48	JJY	EPA 8270D
2,4,5-Trichlorophenol	<3.0	ug/L	2.0	10	1		7/13/2021 10:15	7/14/2021 16:48	JJY	EPA 8270D
2,4,6-Trichlorophenol	<3.0	ug/L	1.8	10	1		7/13/2021 10:15	7/14/2021 16:48	JJY	EPA 8270D
2,4-Dichlorophenol	<3.0	ug/L	1.3	10	1		7/13/2021 10:15	7/14/2021 16:48	JJY	EPA 8270D
2,4-Dimethylphenol	<3.0	ug/L	1.6	10	1		7/13/2021 10:15	7/14/2021 16:48	JJY	EPA 8270D
2,4-Dinitrophenol	<3.0	ug/L	3.4	11	1		7/13/2021 10:15	7/14/2021 16:48	JJY	EPA 8270D
2,6-Dichlorophenol	<3.0	ug/L	1.8	10	1		7/13/2021 10:15	7/14/2021 16:48	JJY	EPA 8270D

CT LAB Sample#: 1024154

Sample Description: W36

Sampled: 7/7/2021 12:05

Analyte	Result	Units	LOD	LOQ	Dilution	Qualifier	Prep Date/Time	Analysis Date/Time	Analyst	Method
2-Chlorophenol	<3.0	ug/L	1.4	10	1		7/13/2021 10:15	7/14/2021 16:48	JJY	EPA 8270D
2-Methylphenol	<3.0	ug/L	1.5	10	1		7/13/2021 10:15	7/14/2021 16:48	JJY	EPA 8270D
2-Nitrophenol	<3.0	ug/L	1.3	10	1		7/13/2021 10:15	7/14/2021 16:48	JJY	EPA 8270D
3 & 4-Methylphenol	<3.0	ug/L	3.5	19	1		7/13/2021 10:15	7/14/2021 16:48	JJY	EPA 8270D
4,6-Dinitro-2-methylphenol	<3.0	ug/L	1.3	10	1		7/13/2021 10:15	7/14/2021 16:48	JJY	EPA 8270D
4-Chloro-3-methylphenol	<3.0	ug/L	1.3	10	1		7/13/2021 10:15	7/14/2021 16:48	JJY	EPA 8270D
4-Nitrophenol	<3.0	ug/L	2.1	10	1		7/13/2021 10:15	7/14/2021 16:48	JJY	EPA 8270D
Pentachlorophenol	19	ug/L	1.6	10	1		7/13/2021 10:15	7/14/2021 16:48	JJY	EPA 8270D
Phenol	<3.0	ug/L	2.1	10	1		7/13/2021 10:15	7/14/2021 16:48	JJY	EPA 8270D

CT LAB Sample#: 1024155

Sample Description: W10B

Sampled: 7/7/2021 13:40

Analyte	Result	Units	LOD	LOQ	Dilution	Qualifier	Prep Date/Time	Analysis Date/Time	Analyst	Method
Inorganic Results										
Nitrate Nitrogen Total	0.50	mg/L	0.12	0.40	1			7/8/2021 18:28	TMG	EPA 9056A
Metals Results										
Dissolved Mercury	<0.020	ug/L	0.020	0.080	1		7/14/2021 13:45	7/15/2021 12:04	MDS	EPA 7470A
Organic Results										
TPH as Mineral Spirits	<34	ug/L	34	110	1		7/13/2021 08:00	7/16/2021 09:04	AJZ	EPA 8015
1,2,4-Trimethylbenzene	5.6	ug/L	0.4	1.3	1			7/15/2021 03:12	TMG	WDNR GRO
m & p-Xylene	<0.8	ug/L	0.8	2.8	1			7/15/2021 03:12	TMG	WDNR GRO
Naphthalene	<0.9	ug/L	0.9	2.9	1			7/15/2021 03:12	TMG	WDNR GRO
o-Xylene	<0.4	ug/L	0.4	1.4	1			7/15/2021 03:12	TMG	WDNR GRO

CT LAB Sample#: 1024155 Sample Description: W10B Sampled: 7/7/2021 13:40

Analyte	Result	Units	LOD	LOQ	Dilution	Qualifier	Prep Date/Time	Analysis Date/Time	Analyst	Method
2,3,4,6-Tetrachlorophenol	2.9	ug/L	2.1 *	10	1		7/13/2021 10:15	7/14/2021 17:11	JJY	EPA 8270D
2,4,5-Trichlorophenol	<3.0	ug/L	2.0	10	1		7/13/2021 10:15	7/14/2021 17:11	JJY	EPA 8270D
2,4,6-Trichlorophenol	<3.0	ug/L	1.8	10	1		7/13/2021 10:15	7/14/2021 17:11	JJY	EPA 8270D
2,4-Dichlorophenol	<3.0	ug/L	1.4	10	1		7/13/2021 10:15	7/14/2021 17:11	JJY	EPA 8270D
2,4-Dimethylphenol	<3.0	ug/L	1.7	10	1		7/13/2021 10:15	7/14/2021 17:11	JJY	EPA 8270D
2,4-Dinitrophenol	<3.0	ug/L	3.4	11	1		7/13/2021 10:15	7/14/2021 17:11	JJY	EPA 8270D
2,6-Dichlorophenol	<3.0	ug/L	1.8	10	1		7/13/2021 10:15	7/14/2021 17:11	JJY	EPA 8270D
2-Chlorophenol	<3.0	ug/L	1.5	10	1		7/13/2021 10:15	7/14/2021 17:11	JJY	EPA 8270D
2-Methylphenol	<3.0	ug/L	1.6	10	1		7/13/2021 10:15	7/14/2021 17:11	JJY	EPA 8270D
2-Nitrophenol	<3.0	ug/L	1.4	10	1		7/13/2021 10:15	7/14/2021 17:11	JJY	EPA 8270D
3 & 4-Methylphenol	<3.0	ug/L	3.5	19	1		7/13/2021 10:15	7/14/2021 17:11	JJY	EPA 8270D
4,6-Dinitro-2-methylphenol	<3.0	ug/L	1.4	10	1		7/13/2021 10:15	7/14/2021 17:11	JJY	EPA 8270D
4-Chloro-3-methylphenol	<3.0	ug/L	1.4	10	1		7/13/2021 10:15	7/14/2021 17:11	JJY	EPA 8270D
4-Nitrophenol	<3.0	ug/L	2.1	10	1		7/13/2021 10:15	7/14/2021 17:11	JJY	EPA 8270D
Pentachlorophenol	13	ug/L	1.7	10	1		7/13/2021 10:15	7/14/2021 17:11	JJY	EPA 8270D
Phenol	<3.0	ug/L	2.1	10	1		7/13/2021 10:15	7/14/2021 17:11	JJY	EPA 8270D

CT LAB Sample#: 1024156 Sample Description: TRIP BLANK 02 Sampled: 7/7/2021 07:30

Analyte	Result	Units	LOD	LOQ	Dilution	Qualifier	Prep Date/Time	Analysis Date/Time	Analyst	Method
Organic Results										
1,2,4-Trimethylbenzene	<0.4	ug/L	0.4	1.3	1			7/14/2021 15:17	TMG	WDNR GRO
m & p-Xylene	<0.8	ug/L	0.8	2.8	1			7/14/2021 15:17	TMG	WDNR GRO
Naphthalene	<0.9	ug/L	0.9	2.9	1			7/14/2021 15:17	TMG	WDNR GRO

CT LAB Sample#: 1024156 Sample Description: TRIP BLANK 02 Sampled: 7/7/2021 07:30

Analyte	Result	Units	LOD	LOQ	Dilution	Qualifier	Prep Date/Time	Analysis Date/Time	Analyst	Method
o-Xylene	<0.4	ug/L	0.4	1.4	1			7/14/2021 15:17	TMG	WDNR GRO

Unless specifically stated to the contrary, soil/sediment/sludge sample results/LOD/LOQ/RLs were reported on a Dry Weight Basis

Notes: * Indicates a value in between the LOD (limit of detection) and the LOQ (limit of quantitation). All LOD/LOQs are adjusted to reflect dilution and also any differences in the sample weight / volume as compared to standard amounts.

All samples were received intact and properly preserved unless otherwise noted. The results reported relate only to the samples tested. This report shall not be reproduced, except in full, without written approval of this laboratory. The Chain of Custody is attached.

Submitted by: **Brett M. Szymanski**
 Project Manager
 608-356-2760

QC Qualifiers

Code	Description
B	Analyte detected in the associated Method Blank.
C	Toxicity present in BOD sample.
D	Diluted Out.
E	Safe, No Total Coliform detected.
F	Unsafe, Total Coliform detected, no E. Coli detected.
G	Unsafe, Total Coliform detected and E. Coli detected.
H	Holding time exceeded.
I	Incubator temperature was outside acceptance limits during test period.
J	Estimated value.
L	Significant peaks were detected outside the chromatographic window.
M	Matrix spike and/or Matrix Spike Duplicate recovery outside acceptance limits.
N	Insufficient BOD oxygen depletion.
O	Complete BOD oxygen depletion.
P	Concentration of analyte differs more than 40% between primary and confirmation analysis.
Q	Laboratory Control Sample outside acceptance limits.
R	See Narrative at end of report.
S	Surrogate standard recovery outside acceptance limits due to apparent matrix effects.
T	Sample received with improper preservation or temperature.
U	Analyte concentration was below detection limit.
V	Raised Quantitation or Reporting Limit due to limited sample amount or dilution for matrix background interference.
W	Sample amount received was below program minimum.
X	Analyte exceeded calibration range.
Y	Replicate/Duplicate precision outside acceptance limits.
Z	Specified calibration criteria was not met.

Current CT Laboratories Certifications

Wisconsin (WDNR) Chemistry ID# 157066030
 Wisconsin (DATCP) Bacteriology ID# 289
 Louisiana NELAP (primary) ID# ACC20190002
 Illinois NELAP Lab ID# 200073
 Kansas NELAP Lab ID# E-10368
 Virginia NELAP Lab ID# 460203
 ISO/IEC 17025-2005 A2LA Cert # 3806.01
 DoD-ELAP A2LA 3806.01
 GA EPD Stipulation ID ACC20190002

Cooler Receipt Form

Ice Present YES NO
Observed Temperature 3.3
Actual Temperature 3-8
IR Gun # 27
Initials ERC
Date 7/8/21 Time 9:35
Cooler #: 6543

GUSTODY SEAL
DATE 7-7-21
SIGNATURE [Signature]

QEC
Quality Environmental Containers
800-255-3950 • www.qecusa.com

GUSTODY SEAL
DATE 7-7-21
SIGNATURE [Signature]



QEC
Quality Environmental Containers
800-255-3950 • www.qecusa.com

TOM DUSHEK
TRC ENVIRONMENTAL
125 ROSECRANS STREET
WAUSAU WI 54401


50 LBS
RS

1 OF 1


SHIP TO:
SHIPPING DEPT
6083562760
CT LABS
1230 LANGE CT
BARABOO WI 53913

 **WI 539 0-10**


UPS GROUND
TRACKING #: 1Z 1A3 77E 90 4842 7541



BILLING: P/P
DESC: Environmental Samples
RETURN SERVICE



XOL 21.06.14 NV45 28.0A 07/2021*

Cooler Receipt Form

Ice Present YES NO
Observed Temperature 3.1
Actual Temperature 3.6
IR Gun # 27
Initials TRC
Date 7/8/21 Time 9:35
Cooler #: 6660

GUSTODY SEAL
DATE 7-7-21
SIGNATURE T. Dushek
QEC
Quality Environmental Containers
800-255-3950 • www.qecusa.com

GUSTODY SEAL
DATE 7-7-21
SIGNATURE T. Dushek
QEC
Quality Environmental Containers
800-255-3950 • www.qecusa.com

TOM DUSHEK
TRC ENVIRONMENTAL
125 ROSECRANS STREET
WAUSAU WI 54401

50 LBS
RS
1 OF 1


SHIP TO:
SHIPPING DEPT
6083562760
CT LABS
1230 LANGE CT
BARABOO WI 53913



WI 539 0-10

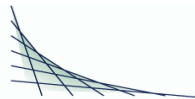


UPS GROUND
TRACKING #: 1Z 1A3 77E 90 4676 2530



BILLING: P/P
DESC: Environmental Samples
RETURN SERVICE





ANALYTICAL REPORT

TRC ENVIRONMENTAL
 BRUCE IVERSON
 708 HEARTLAND TRAIL
 MADISON, WI 53717

Project Name: WAULECO
 Project Phase: WAUSAU, WI
 Contract #: 2399
 Project #: 189597.0010
 Folder #: 163021
 Purchase Order #: 161494

Page 1 of 4
 Arrival Temperature: 4.4
 Report Date: 7/27/2021
 Date Received: 7/9/2021
 Reprint Date: 7/27/2021

CT LAB Sample#: 1024757	Sample Description: W14	Sampled: 7/8/2021 07:00
-------------------------	-------------------------	-------------------------

Analyte	Result	Units	LOD	LOQ	Dilution	Qualifier	Prep Date/Time	Analysis Date/Time	Analyst	Method
Organic Results										
Pentachlorophenol	<3.0	ug/L	1.6	9.7	1		7/16/2021 09:00	7/19/2021 13:05	JJY	EPA 8270D

CT LAB Sample#: 1024758	Sample Description: W73	Sampled: 7/8/2021 07:45
-------------------------	-------------------------	-------------------------

Analyte	Result	Units	LOD	LOQ	Dilution	Qualifier	Prep Date/Time	Analysis Date/Time	Analyst	Method
Inorganic Results										
Total Sulfate	21	mg/L	0.80	2.5	1			7/13/2021 15:09	TMG	EPA 9056A
Total Organic Carbon	2.0	mg/L	0.4	1.3	1			7/9/2021 15:04	KMT	EPA 9060A
Metals Results										
Dissolved Iron	<36	ug/L	36	120	1			7/14/2021 16:32	NAH	EPA 6010C
Dissolved Manganese	<1.4	ug/L	1.4	5.0	1			7/14/2021 16:32	NAH	EPA 6010C
Organic Results										
TPH as Mineral Spirits	<34	ug/L	34	110	1	Q	7/14/2021 13:30	7/21/2021 18:52	AJZ	EPA 8015

Unless specifically stated to the contrary, soil/sediment/sludge sample results/LOD/LOQ/RLs were reported on a Dry Weight Basis

CT LAB Sample#: 1024758	Sample Description: W73	Sampled: 7/8/2021 07:45
-------------------------	-------------------------	-------------------------

Analyte	Result	Units	LOD	LOQ	Dilution	Qualifier	Prep Date/Time	Analysis Date/Time	Analyst	Method
1,2,4-Trimethylbenzene	<0.4	ug/L	0.4	1.3	1			7/15/2021 03:46	TMG	WDNR GRO
m & p-Xylene	<0.8	ug/L	0.8	2.8	1			7/15/2021 03:46	TMG	WDNR GRO
Naphthalene	<0.9	ug/L	0.9	2.9	1			7/15/2021 03:46	TMG	WDNR GRO
o-Xylene	<0.4	ug/L	0.4	1.4	1			7/15/2021 03:46	TMG	WDNR GRO
Pentachlorophenol	1.8	ug/L	1.5 *	9.6	1		7/16/2021 09:00	7/19/2021 13:28	JJY	EPA 8270D

CT LAB Sample#: 1024764	Sample Description: W3B	Sampled: 7/8/2021 09:10
-------------------------	-------------------------	-------------------------

Analyte	Result	Units	LOD	LOQ	Dilution	Qualifier	Prep Date/Time	Analysis Date/Time	Analyst	Method
Inorganic Results										
Nitrate Nitrogen Total	3.4	mg/L	0.12	0.40	1			7/9/2021 17:09	TMG	EPA 9056A
Metals Results										
Dissolved Mercury	<0.020	ug/L	0.020	0.080	1		7/14/2021 13:45	7/15/2021 12:07	MDS	EPA 7470A
Organic Results										
TPH as Mineral Spirits	<34	ug/L	34	110	1	Q	7/14/2021 13:30	7/21/2021 19:27	AJZ	EPA 8015
1,2,4-Trimethylbenzene	1.4	ug/L	0.4	1.3	1			7/15/2021 04:20	TMG	WDNR GRO
m & p-Xylene	<0.8	ug/L	0.8	2.8	1			7/15/2021 04:20	TMG	WDNR GRO
Naphthalene	<0.9	ug/L	0.9	2.9	1			7/15/2021 04:20	TMG	WDNR GRO
o-Xylene	<0.4	ug/L	0.4	1.4	1			7/15/2021 04:20	TMG	WDNR GRO
2,3,4,6-Tetrachlorophenol	<3.0	ug/L	1.9	9.7	1		7/16/2021 09:00	7/19/2021 13:51	JJY	EPA 8270D
2,4,5-Trichlorophenol	<3.0	ug/L	1.8	9.7	1		7/16/2021 09:00	7/19/2021 13:51	JJY	EPA 8270D
2,4,6-Trichlorophenol	<3.0	ug/L	1.7	9.7	1		7/16/2021 09:00	7/19/2021 13:51	JJY	EPA 8270D
2,4-Dichlorophenol	<3.0	ug/L	1.3	9.7	1		7/16/2021 09:00	7/19/2021 13:51	JJY	EPA 8270D

CT LAB Sample#: 1024764 Sample Description: W3B Sampled: 7/8/2021 09:10

Analyte	Result	Units	LOD	LOQ	Dilution	Qualifier	Prep Date/Time	Analysis Date/Time	Analyst	Method
2,4-Dimethylphenol	<3.0	ug/L	1.6	9.7	1		7/16/2021 09:00	7/19/2021 13:51	JJY	EPA 8270D
2,4-Dinitrophenol	<3.0	ug/L	3.2	11	1		7/16/2021 09:00	7/19/2021 13:51	JJY	EPA 8270D
2,6-Dichlorophenol	<3.0	ug/L	1.7	9.7	1		7/16/2021 09:00	7/19/2021 13:51	JJY	EPA 8270D
2-Chlorophenol	<3.0	ug/L	1.4	9.7	1		7/16/2021 09:00	7/19/2021 13:51	JJY	EPA 8270D
2-Methylphenol	<3.0	ug/L	1.5	9.7	1		7/16/2021 09:00	7/19/2021 13:51	JJY	EPA 8270D
2-Nitrophenol	<3.0	ug/L	1.3	9.7	1		7/16/2021 09:00	7/19/2021 13:51	JJY	EPA 8270D
3 & 4-Methylphenol	<3.0	ug/L	3.3	17	1		7/16/2021 09:00	7/19/2021 13:51	JJY	EPA 8270D
4,6-Dinitro-2-methylphenol	<3.0	ug/L	1.3	9.7	1		7/16/2021 09:00	7/19/2021 13:51	JJY	EPA 8270D
4-Chloro-3-methylphenol	<3.0	ug/L	1.3	9.7	1		7/16/2021 09:00	7/19/2021 13:51	JJY	EPA 8270D
4-Nitrophenol	<3.0	ug/L	1.9	9.7	1		7/16/2021 09:00	7/19/2021 13:51	JJY	EPA 8270D
Pentachlorophenol	9.0	ug/L	1.6 *	9.7	1		7/16/2021 09:00	7/19/2021 13:51	JJY	EPA 8270D
Phenol	<3.0	ug/L	1.9	9.7	1		7/16/2021 09:00	7/19/2021 13:51	JJY	EPA 8270D

CT LAB Sample#: 1024767 Sample Description: TRIP BLANK 03 Sampled: 7/8/2021 07:10

Analyte	Result	Units	LOD	LOQ	Dilution	Qualifier	Prep Date/Time	Analysis Date/Time	Analyst	Method
Organic Results										
1,2,4-Trimethylbenzene	<0.4	ug/L	0.4	1.3	1			7/14/2021 15:51	TMG	WDNR GRO
m & p-Xylene	<0.8	ug/L	0.8	2.8	1			7/14/2021 15:51	TMG	WDNR GRO
Naphthalene	<0.9	ug/L	0.9	2.9	1			7/14/2021 15:51	TMG	WDNR GRO
o-Xylene	<0.4	ug/L	0.4	1.4	1			7/14/2021 15:51	TMG	WDNR GRO

Notes: * Indicates a value in between the LOD (limit of detection) and the LOQ (limit of quantitation). All LOD/LOQs are adjusted to reflect dilution and also any differences in the sample weight / volume as compared to standard amounts.

All samples were received intact and properly preserved unless otherwise noted. The results reported relate only to the samples tested. This report shall not be reproduced, except in full, without written approval of this laboratory. The Chain of Custody is attached.

Submitted by: Brett M. Szymanski
 Project Manager
 608-356-2760

QC Qualifiers

<u>Code</u>	<u>Description</u>
B	Analyte detected in the associated Method Blank.
C	Toxicity present in BOD sample.
D	Diluted Out.
E	Safe, No Total Coliform detected.
F	Unsafe, Total Coliform detected, no E. Coli detected.
G	Unsafe, Total Coliform detected and E. Coli detected.
H	Holding time exceeded.
I	Incubator temperature was outside acceptance limits during test period.
J	Estimated value.
L	Significant peaks were detected outside the chromatographic window.
M	Matrix spike and/or Matrix Spike Duplicate recovery outside acceptance limits.
N	Insufficient BOD oxygen depletion.
O	Complete BOD oxygen depletion.
P	Concentration of analyte differs more than 40% between primary and confirmation analysis.
Q	Laboratory Control Sample outside acceptance limits.
R	See Narrative at end of report.
S	Surrogate standard recovery outside acceptance limits due to apparent matrix effects.
T	Sample received with improper preservation or temperature.
U	Analyte concentration was below detection limit.
V	Raised Quantitation or Reporting Limit due to limited sample amount or dilution for matrix background interference.
W	Sample amount received was below program minimum.
X	Analyte exceeded calibration range.
Y	Replicate/Duplicate precision outside acceptance limits.
Z	Specified calibration criteria was not met.

Current CT Laboratories Certifications

Wisconsin (WDNR) Chemistry ID# 157066030
 Wisconsin (DATCP) Bacteriology ID# 289
 Louisiana NELAP (primary) ID# ACC20190002
 Illinois NELAP Lab ID# 200073
 Kansas NELAP Lab ID# E-10368
 Virginia NELAP Lab ID# 460203
 ISO/IEC 17025-2005 A2LA Cert # 3806.01
 DoD-ELAP A2LA 3806.01
 GA EPD Stipulation ID ACC20190002

Company Name: TRC
 Project Contact: Bruce Iverson
 Telephone: 608-826-3644
 Project Name: Wauleco
 Project Number: 189597.0010
 Project Location: Wausau, WI
 Sampled By: Tom Dushek



Mail Report To: Bruce Iverson
 Company: TRC
 Address: 708 Heartland Trail
 City/State/Zip: Madison, WI 53717

1230 Lange Court, Baraboo, WI 53913
 608-356-2760 Tel. Fx 608-356-2766
 www.ctlaboratories.com

Folder #: 163021
 Company: TRC ENVIRONMENTAL
 Project: WAULECO

Ice Present Yes No

Invoice To: Accounts Payable
 Company: TRC
 Address:
 City/State/Zip:
 PO No. 161494

Logged By: erc PM: BMS

Temperature 3.9/4.4 2/27
 Initials erc

Contract No.

Date 7/9/06 Time 9:50

Cooler # 6247

Regulatory Program:
 UST RCRA SDWA NPDES
 Solid Waste Other _____

Turnaround Time

Normal RUSH* Date Needed _____

*Notify Lab prior to sending in RUSH
 Surcharges 24 hr 200% 2-3 days 100% 4-9 days 50%
 Surcharges subject to change without notice.

Landfill License Number _____

Collection		Field Screen	Field ID	Grab/Comp	Sample ID Description	Filt'd Y/N	WDR Well ID #	**Matrix:	Phenols (8270)	TPH	VOC s (8020)	Diss. Hg	Nitrate	Sulfate	TOC	Diss. Fe, Mn	Total No of Containers	Total No of Cont. Rec'd	Preservation*	Client Special Instructions: VOC's - Report only Naphthalene, xylenes, 1,2,4-trimethylbenzene. Metals are filtered.
Date	Time																			
7/8/21	0700			G	W14	N														
	0745				W73		GW	2	1	3			1	1	1					Rep only for Phenols
	0910				W3B			2	1	3	1	1								↓ ↓ ↓ ↓
	0710				Trip Blank 03					1										
									A	A	B	D	A	A	C	D				

1024757
 1 58
 2 64
 3 67

Relinquished By: J. J. Dushek Date/Time: 7/8/21 1500
 Received by: _____ Date/Time: _____
 Relinquished By: _____ Date/Time: _____
 Received by: erc Date/Time: 7/9/06 1006

****Matrix**
 S-Soil A-Air Slg-Sludge M-Misc Waste
 GW-Groundwater SW-Surface Water
 WW-Wastewater DW-Drinking Water

*** Preservation Code**
 A=None B=HCL
 C=H2SO4 D=HNO3
 E=Encore F=Methanol
 G=NaOH
 O=Other _____

Cooler Receipt Form

Ice Present YES NO
Observed Temperature 3.9
Actual Temperature 4.4
IR Gun # 27
Initials EMC
Date 7/29/21 Time 9:50
Cooler #: 6247

GUSTODY SEAL

DATE: 7-28-21
SIGNATURE: T D Dushek

QEC
Quality Environmental Containers
800-255-3950 • www.qecusa.com

GUSTODY SEAL

DATE: 7-28-21
SIGNATURE: T D Dushek

QEC
Quality Environmental Containers
800-255-3950 • www.qecusa.com

TOM DUSHEK TRC ENVIRONMENTAL 125 ROSECRANS STREET WAUSAU WI 54401		50 LBS	1 OF 1
SHIP TO: SHIPPING DEPT 6083562760 CT LABS 1230 LANGE CT BARABOO WI 53913		RS	
	WI 539 0-10 		
UPS GROUND TRACKING #: 1Z 1A3 77E 90 4804 3581			
			
BILLING: P/P DESC: Environmental Samples RETURN SERVICE			
XOL 21.06.14 NV45 28.0A 07/2021*			

ANALYTICAL REPORT

TRC ENVIRONMENTAL
 BRUCE IVERSON
 708 HEARTLAND TRAIL
 MADISON, WI 53717

Project Name: WAULECO
 Project Phase: WAUSAU, WI
 Contract #: 2399
 Project #: 189597.0010
 Folder #: 163070
 Purchase Order #: 161494

Page 1 of 12
 Arrival Temperature: 4.6
 Report Date: 7/27/2021
 Date Received: 7/13/2021
 Reprint Date: 7/27/2021

CT LAB Sample#: 1025435	Sample Description: W9	Sampled: 7/12/2021 07:05
-------------------------	------------------------	--------------------------

Analyte	Result	Units	LOD	LOQ	Dilution	Qualifier	Prep Date/Time	Analysis Date/Time	Analyst	Method
Inorganic Results										
Nitrate Nitrogen Total	0.13	mg/L	0.12 *	0.40	1			7/13/2021 15:27	TMG	EPA 9056A
Metals Results										
Dissolved Mercury	<0.020	ug/L	0.020	0.080	1		7/14/2021 13:45	7/15/2021 12:10	MDS	EPA 7470A
Organic Results										
TPH as Mineral Spirits	59	ug/L	34 *	110	1	Q	7/14/2021 13:30	7/21/2021 20:02	AJZ	EPA 8015
1,2,4-Trimethylbenzene	1.2	ug/L	0.4 *	1.3	1			7/15/2021 04:54	TMG	WDNR GRO
m & p-Xylene	<0.8	ug/L	0.8	2.8	1			7/15/2021 04:54	TMG	WDNR GRO
Naphthalene	4.1	ug/L	0.9	2.9	1			7/15/2021 04:54	TMG	WDNR GRO
o-Xylene	<0.4	ug/L	0.4	1.4	1			7/15/2021 04:54	TMG	WDNR GRO
2,3,4,6-Tetrachlorophenol	<3.0	ug/L	2.1	10	1		7/16/2021 09:00	7/19/2021 14:15	JJY	EPA 8270D
2,4,5-Trichlorophenol	<3.0	ug/L	2.0	10	1		7/16/2021 09:00	7/19/2021 14:15	JJY	EPA 8270D
2,4,6-Trichlorophenol	<3.0	ug/L	1.8	10	1		7/16/2021 09:00	7/19/2021 14:15	JJY	EPA 8270D
2,4-Dichlorophenol	<3.0	ug/L	1.3	10	1		7/16/2021 09:00	7/19/2021 14:15	JJY	EPA 8270D
2,4-Dimethylphenol	<3.0	ug/L	1.6	10	1		7/16/2021 09:00	7/19/2021 14:15	JJY	EPA 8270D

Unless specifically stated to the contrary, soil/sediment/sludge sample results/LOD/LOQ/RLs were reported on a Dry Weight Basis

CT LAB Sample#: 1025435 Sample Description: W9 Sampled: 7/12/2021 07:05

Analyte	Result	Units	LOD	LOQ	Dilution	Qualifier	Prep Date/Time	Analysis Date/Time	Analyst	Method
2,4-Dinitrophenol	<3.0	ug/L	3.4	11	1		7/16/2021 09:00	7/19/2021 14:15	JJY	EPA 8270D
2,6-Dichlorophenol	<3.0	ug/L	1.8	10	1		7/16/2021 09:00	7/19/2021 14:15	JJY	EPA 8270D
2-Chlorophenol	<3.0	ug/L	1.4	10	1		7/16/2021 09:00	7/19/2021 14:15	JJY	EPA 8270D
2-Methylphenol	<3.0	ug/L	1.5	10	1		7/16/2021 09:00	7/19/2021 14:15	JJY	EPA 8270D
2-Nitrophenol	<3.0	ug/L	1.3	10	1		7/16/2021 09:00	7/19/2021 14:15	JJY	EPA 8270D
3 & 4-Methylphenol	<3.0	ug/L	3.5	19	1		7/16/2021 09:00	7/19/2021 14:15	JJY	EPA 8270D
4,6-Dinitro-2-methylphenol	<3.0	ug/L	1.3	10	1		7/16/2021 09:00	7/19/2021 14:15	JJY	EPA 8270D
4-Chloro-3-methylphenol	<3.0	ug/L	1.3	10	1		7/16/2021 09:00	7/19/2021 14:15	JJY	EPA 8270D
4-Nitrophenol	<3.0	ug/L	2.1	10	1		7/16/2021 09:00	7/19/2021 14:15	JJY	EPA 8270D
Pentachlorophenol	<3.0	ug/L	1.6	10	1		7/16/2021 09:00	7/19/2021 14:15	JJY	EPA 8270D
Phenol	<3.0	ug/L	2.1	10	1		7/16/2021 09:00	7/19/2021 14:15	JJY	EPA 8270D

CT LAB Sample#: 1025436 Sample Description: W29R Sampled: 7/12/2021 08:00

Analyte	Result	Units	LOD	LOQ	Dilution	Qualifier	Prep Date/Time	Analysis Date/Time	Analyst	Method
Inorganic Results										
Nitrate Nitrogen Total	0.12	mg/L	0.12 *	0.40	1			7/13/2021 15:45	TMG	EPA 9056A
Total Sulfate	8.0	mg/L	0.80	2.5	1			7/13/2021 15:45	TMG	EPA 9056A
Total Organic Carbon	6.7	mg/L	0.4	1.3	1			7/16/2021 12:10	KMT	EPA 9060A
Metals Results										
Dissolved Iron	77.3	ug/L	36 *	120	1			7/14/2021 17:17	NAH	EPA 6010C
Dissolved Manganese	101	ug/L	1.4	5.0	1			7/14/2021 17:17	NAH	EPA 6010C
Dissolved Mercury	<0.020	ug/L	0.020	0.080	1		7/14/2021 13:45	7/15/2021 12:13	MDS	EPA 7470A

Organic Results

CT LAB Sample#: 1025436

Sample Description: W29R

Sampled: 7/12/2021 08:00

Analyte	Result	Units	LOD	LOQ	Dilution	Qualifier	Prep Date/Time	Analysis Date/Time	Analyst	Method
TPH as Mineral Spirits	<32	ug/L	32	110	1	Q	7/14/2021 13:30	7/21/2021 20:38	AJZ	EPA 8015
1,2,4-Trimethylbenzene	<0.4	ug/L	0.4	1.3	1			7/15/2021 05:28	TMG	WDNR GRO
m & p-Xylene	<0.8	ug/L	0.8	2.8	1			7/15/2021 05:28	TMG	WDNR GRO
Naphthalene	<0.9	ug/L	0.9	2.9	1			7/15/2021 05:28	TMG	WDNR GRO
o-Xylene	<0.4	ug/L	0.4	1.4	1			7/15/2021 05:28	TMG	WDNR GRO
2,3,4,6-Tetrachlorophenol	35	ug/L	9.6 *	48	5		7/16/2021 09:00	7/19/2021 19:11	JJY	EPA 8270D
2,4,5-Trichlorophenol	<3.0	ug/L	9.1	48	5		7/16/2021 09:00	7/19/2021 19:11	JJY	EPA 8270D
2,4,6-Trichlorophenol	<3.0	ug/L	8.2	48	5		7/16/2021 09:00	7/19/2021 19:11	JJY	EPA 8270D
2,4-Dichlorophenol	<3.0	ug/L	6.3	48	5		7/16/2021 09:00	7/19/2021 19:11	JJY	EPA 8270D
2,4-Dimethylphenol	<3.0	ug/L	7.7	48	5		7/16/2021 09:00	7/19/2021 19:11	JJY	EPA 8270D
2,4-Dinitrophenol	<3.0	ug/L	16	53	5		7/16/2021 09:00	7/19/2021 19:11	JJY	EPA 8270D
2,6-Dichlorophenol	<3.0	ug/L	8.2	48	5		7/16/2021 09:00	7/19/2021 19:11	JJY	EPA 8270D
2-Chlorophenol	<3.0	ug/L	6.7	48	5		7/16/2021 09:00	7/19/2021 19:11	JJY	EPA 8270D
2-Methylphenol	<3.0	ug/L	7.2	48	5		7/16/2021 09:00	7/19/2021 19:11	JJY	EPA 8270D
2-Nitrophenol	<3.0	ug/L	6.3	48	5		7/16/2021 09:00	7/19/2021 19:11	JJY	EPA 8270D
3 & 4-Methylphenol	<3.0	ug/L	16	87	5		7/16/2021 09:00	7/19/2021 19:11	JJY	EPA 8270D
4,6-Dinitro-2-methylphenol	<3.0	ug/L	6.3	48	5		7/16/2021 09:00	7/19/2021 19:11	JJY	EPA 8270D
4-Chloro-3-methylphenol	<3.0	ug/L	6.3	48	5		7/16/2021 09:00	7/19/2021 19:11	JJY	EPA 8270D
4-Nitrophenol	<3.0	ug/L	9.6	48	5		7/16/2021 09:00	7/19/2021 19:11	JJY	EPA 8270D
Pentachlorophenol	78	ug/L	7.7	48	5		7/16/2021 09:00	7/19/2021 19:11	JJY	EPA 8270D
Phenol	<3.0	ug/L	9.6	48	5		7/16/2021 09:00	7/19/2021 19:11	JJY	EPA 8270D

CT LAB Sample#: 1025440

Sample Description: W13

Sampled: 7/12/2021 09:05

Analyte	Result	Units	LOD	LOQ	Dilution	Qualifier	Prep Date/Time	Analysis Date/Time	Analyst	Method
Inorganic Results										
Nitrate Nitrogen Total	1.1	mg/L	0.12	0.40	1			7/13/2021 16:03	TMG	EPA 9056A
Total Sulfate	33	mg/L	0.80	2.5	1			7/13/2021 16:03	TMG	EPA 9056A
Total Organic Carbon	3.5	mg/L	0.4	1.3	1			7/16/2021 13:01	KMT	EPA 9060A
Metals Results										
Dissolved Iron	<36	ug/L	36	120	1			7/14/2021 17:25	NAH	EPA 6010C
Dissolved Manganese	<1.4	ug/L	1.4	5.0	1			7/14/2021 17:25	NAH	EPA 6010C
Dissolved Mercury	<0.020	ug/L	0.020	0.080	1		7/14/2021 13:45	7/15/2021 12:16	MDS	EPA 7470A
Organic Results										
TPH as Mineral Spirits	<32	ug/L	32	110	1	Q	7/14/2021 13:30	7/21/2021 21:13	AJZ	EPA 8015
1,2,4-Trimethylbenzene	<0.4	ug/L	0.4	1.3	1			7/15/2021 06:02	TMG	WDNR GRO
m & p-Xylene	<0.8	ug/L	0.8	2.8	1			7/15/2021 06:02	TMG	WDNR GRO
Naphthalene	<0.9	ug/L	0.9	2.9	1			7/15/2021 06:02	TMG	WDNR GRO
o-Xylene	<0.4	ug/L	0.4	1.4	1			7/15/2021 06:02	TMG	WDNR GRO
2,3,4,6-Tetrachlorophenol	<3.0	ug/L	1.9	9.7	1		7/16/2021 09:00	7/19/2021 15:01	JJY	EPA 8270D
2,4,5-Trichlorophenol	<3.0	ug/L	1.8	9.7	1		7/16/2021 09:00	7/19/2021 15:01	JJY	EPA 8270D
2,4,6-Trichlorophenol	<3.0	ug/L	1.7	9.7	1		7/16/2021 09:00	7/19/2021 15:01	JJY	EPA 8270D
2,4-Dichlorophenol	<3.0	ug/L	1.3	9.7	1		7/16/2021 09:00	7/19/2021 15:01	JJY	EPA 8270D
2,4-Dimethylphenol	<3.0	ug/L	1.6	9.7	1		7/16/2021 09:00	7/19/2021 15:01	JJY	EPA 8270D
2,4-Dinitrophenol	<3.0	ug/L	3.2	11	1		7/16/2021 09:00	7/19/2021 15:01	JJY	EPA 8270D
2,6-Dichlorophenol	<3.0	ug/L	1.7	9.7	1		7/16/2021 09:00	7/19/2021 15:01	JJY	EPA 8270D
2-Chlorophenol	<3.0	ug/L	1.4	9.7	1		7/16/2021 09:00	7/19/2021 15:01	JJY	EPA 8270D
2-Methylphenol	<3.0	ug/L	1.5	9.7	1		7/16/2021 09:00	7/19/2021 15:01	JJY	EPA 8270D

CT LAB Sample#: 1025440 Sample Description: W13 Sampled: 7/12/2021 09:05

Analyte	Result	Units	LOD	LOQ	Dilution	Qualifier	Prep Date/Time	Analysis Date/Time	Analyst	Method
2-Nitrophenol	<3.0	ug/L	1.3	9.7	1		7/16/2021 09:00	7/19/2021 15:01	JJY	EPA 8270D
3 & 4-Methylphenol	<3.0	ug/L	3.3	17	1		7/16/2021 09:00	7/19/2021 15:01	JJY	EPA 8270D
4,6-Dinitro-2-methylphenol	<3.0	ug/L	1.3	9.7	1		7/16/2021 09:00	7/19/2021 15:01	JJY	EPA 8270D
4-Chloro-3-methylphenol	<3.0	ug/L	1.3	9.7	1		7/16/2021 09:00	7/19/2021 15:01	JJY	EPA 8270D
4-Nitrophenol	<3.0	ug/L	1.9	9.7	1		7/16/2021 09:00	7/19/2021 15:01	JJY	EPA 8270D
Pentachlorophenol	<3.0	ug/L	1.6	9.7	1		7/16/2021 09:00	7/19/2021 15:01	JJY	EPA 8270D
Phenol	<3.0	ug/L	1.9	9.7	1		7/16/2021 09:00	7/19/2021 15:01	JJY	EPA 8270D

CT LAB Sample#: 1025442 Sample Description: DF0MW5 Sampled: 7/12/2021 09:50

Analyte	Result	Units	LOD	LOQ	Dilution	Qualifier	Prep Date/Time	Analysis Date/Time	Analyst	Method
Organic Results										
TPH as Mineral Spirits	180	ug/L	32	110	1	Q	7/14/2021 13:30	7/21/2021 21:48	AJZ	EPA 8015
1,2,4-Trimethylbenzene	2.6	ug/L	0.4	1.3	1			7/15/2021 06:36	TMG	WDNR GRO
m & p-Xylene	<0.8	ug/L	0.8	2.8	1			7/15/2021 06:36	TMG	WDNR GRO
Naphthalene	12	ug/L	0.9	2.9	1			7/15/2021 06:36	TMG	WDNR GRO
o-Xylene	<0.4	ug/L	0.4	1.4	1			7/15/2021 06:36	TMG	WDNR GRO
Pentachlorophenol	1.7	ug/L	1.5 *	9.6	1		7/16/2021 09:00	7/19/2021 15:24	JJY	EPA 8270D

CT LAB Sample#: 1025444 Sample Description: DF0MW11 Sampled: 7/12/2021 10:30

Analyte	Result	Units	LOD	LOQ	Dilution	Qualifier	Prep Date/Time	Analysis Date/Time	Analyst	Method
---------	--------	-------	-----	-----	----------	-----------	----------------	--------------------	---------	--------

Organic Results

Unless specifically stated to the contrary, soil/sediment/sludge sample results/LOD/LOQ/RLs were reported on a Dry Weight Basis

CT LAB Sample#: 1025444 Sample Description: DF0MW11 Sampled: 7/12/2021 10:30

Analyte	Result	Units	LOD	LOQ	Dilution	Qualifier	Prep Date/Time	Analysis Date/Time	Analyst	Method
Pentachlorophenol	1700	ug/L	80	500	50		7/16/2021 09:00	7/19/2021 19:34	JJY	EPA 8270D

CT LAB Sample#: 1025445 Sample Description: DF0MW12 Sampled: 7/12/2021 11:05

Analyte	Result	Units	LOD	LOQ	Dilution	Qualifier	Prep Date/Time	Analysis Date/Time	Analyst	Method
Organic Results										
Pentachlorophenol	660	ug/L	31	200	20		7/16/2021 09:00	7/19/2021 19:56	JJY	EPA 8270D

CT LAB Sample#: 1025446 Sample Description: DF0MW12 DUP Sampled: 7/12/2021 11:05

Analyte	Result	Units	LOD	LOQ	Dilution	Qualifier	Prep Date/Time	Analysis Date/Time	Analyst	Method
Organic Results										
Pentachlorophenol	600	ug/L	31	190	20		7/16/2021 09:00	7/19/2021 16:32	JJY	EPA 8270D

CT LAB Sample#: 1025448 Sample Description: W17 Sampled: 7/12/2021 12:00

Analyte	Result	Units	LOD	LOQ	Dilution	Qualifier	Prep Date/Time	Analysis Date/Time	Analyst	Method
Inorganic Results										
Nitrate Nitrogen Total	<0.12	mg/L	0.12	0.40	1			7/13/2021 16:21	TMG	EPA 9056A
Total Sulfate	3.4	mg/L	0.80	2.5	1			7/13/2021 16:21	TMG	EPA 9056A
Total Organic Carbon	2.7	mg/L	0.4	1.3	1			7/16/2021 13:13	KMT	EPA 9060A
Metals Results										
Dissolved Iron	376	ug/L	36	120	1			7/14/2021 17:33	NAH	EPA 6010C

CT LAB Sample#: 1025448 Sample Description: W17

Sampled: 7/12/2021 12:00

Analyte	Result	Units	LOD	LOQ	Dilution	Qualifier	Prep Date/Time	Analysis Date/Time	Analyst	Method
Dissolved Manganese	405	ug/L	1.4	5.0	1			7/14/2021 17:33	NAH	EPA 6010C
Dissolved Mercury	<0.020	ug/L	0.020	0.080	1		7/14/2021 13:45	7/15/2021 12:29	MDS	EPA 7470A
Organic Results										
TPH as Mineral Spirits	1800	ug/L	33	110	1	Q	7/14/2021 13:30	7/21/2021 22:23	AJZ	EPA 8015
1,2,4-Trimethylbenzene	6.3	ug/L	0.4	1.3	1			7/15/2021 07:10	TMG	WDNR GRO
m & p-Xylene	1.4	ug/L	0.8 *	2.8	1			7/15/2021 07:10	TMG	WDNR GRO
Naphthalene	7.1	ug/L	0.9	2.9	1			7/15/2021 07:10	TMG	WDNR GRO
o-Xylene	7.3	ug/L	0.4	1.4	1			7/15/2021 07:10	TMG	WDNR GRO
2,3,4,6-Tetrachlorophenol	<3.0	ug/L	2.0	10	1		7/16/2021 09:00	7/20/2021 11:07	JJY	EPA 8270D
2,4,5-Trichlorophenol	<3.0	ug/L	1.9	10	1		7/16/2021 09:00	7/20/2021 11:07	JJY	EPA 8270D
2,4,6-Trichlorophenol	<3.0	ug/L	1.7	10	1		7/16/2021 09:00	7/20/2021 11:07	JJY	EPA 8270D
2,4-Dichlorophenol	<3.0	ug/L	1.3	10	1		7/16/2021 09:00	7/20/2021 11:07	JJY	EPA 8270D
2,4-Dimethylphenol	<3.0	ug/L	1.6	10	1		7/16/2021 09:00	7/20/2021 11:07	JJY	EPA 8270D
2,4-Dinitrophenol	<3.0	ug/L	3.3	11	1		7/16/2021 09:00	7/20/2021 11:07	JJY	EPA 8270D
2,6-Dichlorophenol	<3.0	ug/L	1.7	10	1		7/16/2021 09:00	7/20/2021 11:07	JJY	EPA 8270D
2-Chlorophenol	<3.0	ug/L	1.4	10	1		7/16/2021 09:00	7/20/2021 11:07	JJY	EPA 8270D
2-Methylphenol	<3.0	ug/L	1.5	10	1		7/16/2021 09:00	7/20/2021 11:07	JJY	EPA 8270D
2-Nitrophenol	<3.0	ug/L	1.3	10	1		7/16/2021 09:00	7/20/2021 11:07	JJY	EPA 8270D
3 & 4-Methylphenol	<3.0	ug/L	3.4	18	1		7/16/2021 09:00	7/20/2021 11:07	JJY	EPA 8270D
4,6-Dinitro-2-methylphenol	<3.0	ug/L	1.3	10	1		7/16/2021 09:00	7/20/2021 11:07	JJY	EPA 8270D
4-Chloro-3-methylphenol	<3.0	ug/L	1.3	10	1		7/16/2021 09:00	7/20/2021 11:07	JJY	EPA 8270D
4-Nitrophenol	<3.0	ug/L	2.0	10	1		7/16/2021 09:00	7/20/2021 11:07	JJY	EPA 8270D
Pentachlorophenol	15	ug/L	1.6	10	1		7/16/2021 09:00	7/20/2021 11:07	JJY	EPA 8270D
Phenol	<3.0	ug/L	2.0	10	1		7/16/2021 09:00	7/20/2021 11:07	JJY	EPA 8270D

CT LAB Sample#: 1025449 Sample Description: TRIP BLANK 04 Sampled: 7/12/2021 07:15

Analyte	Result	Units	LOD	LOQ	Dilution	Qualifier	Prep Date/Time	Analysis Date/Time	Analyst	Method
Organic Results										
1,2,4-Trimethylbenzene	<0.4	ug/L	0.4	1.3	1			7/15/2021 02:04	TMG	WDNR GRO
m & p-Xylene	<0.8	ug/L	0.8	2.8	1			7/15/2021 02:04	TMG	WDNR GRO
Naphthalene	<0.9	ug/L	0.9	2.9	1			7/15/2021 02:04	TMG	WDNR GRO
o-Xylene	<0.4	ug/L	0.4	1.4	1			7/15/2021 02:04	TMG	WDNR GRO

CT LAB Sample#: 1025450 Sample Description: W26R Sampled: 7/12/2021 13:05

Analyte	Result	Units	LOD	LOQ	Dilution	Qualifier	Prep Date/Time	Analysis Date/Time	Analyst	Method
Inorganic Results										
Nitrate Nitrogen Total	0.19	mg/L	0.12 *	0.40	1			7/13/2021 16:40	TMG	EPA 9056A
Total Sulfate	4.8	mg/L	0.80	2.5	1			7/13/2021 16:40	TMG	EPA 9056A
Total Organic Carbon	3.4	mg/L	0.4	1.3	1			7/16/2021 13:24	KMT	EPA 9060A
Metals Results										
Dissolved Iron	116	ug/L	36 *	120	1			7/14/2021 17:41	NAH	EPA 6010C
Dissolved Manganese	196	ug/L	1.4	5.0	1			7/14/2021 17:41	NAH	EPA 6010C
Dissolved Mercury	<0.020	ug/L	0.020	0.080	1		7/14/2021 13:45	7/15/2021 12:32	MDS	EPA 7470A
Organic Results										
TPH as Mineral Spirits	72	ug/L	32 *	110	1	Q	7/14/2021 13:30	7/21/2021 22:58	AJZ	EPA 8015
1,2,4-Trimethylbenzene	2.1	ug/L	0.4	1.3	1			7/15/2021 07:44	TMG	WDNR GRO
m & p-Xylene	<0.8	ug/L	0.8	2.8	1			7/15/2021 07:44	TMG	WDNR GRO
Naphthalene	2.0	ug/L	0.9 *	2.9	1			7/15/2021 07:44	TMG	WDNR GRO
o-Xylene	0.72	ug/L	0.4 *	1.4	1			7/15/2021 07:44	TMG	WDNR GRO

CT LAB Sample#: 1025450 Sample Description: W26R Sampled: 7/12/2021 13:05

Analyte	Result	Units	LOD	LOQ	Dilution	Qualifier	Prep Date/Time	Analysis Date/Time	Analyst	Method
2,3,4,6-Tetrachlorophenol	2.1	ug/L	1.9 *	9.7	1		7/16/2021 09:00	7/20/2021 11:30	JJY	EPA 8270D
2,4,5-Trichlorophenol	<3.0	ug/L	1.8	9.7	1		7/16/2021 09:00	7/20/2021 11:30	JJY	EPA 8270D
2,4,6-Trichlorophenol	<3.0	ug/L	1.7	9.7	1		7/16/2021 09:00	7/20/2021 11:30	JJY	EPA 8270D
2,4-Dichlorophenol	<3.0	ug/L	1.3	9.7	1		7/16/2021 09:00	7/20/2021 11:30	JJY	EPA 8270D
2,4-Dimethylphenol	<3.0	ug/L	1.6	9.7	1		7/16/2021 09:00	7/20/2021 11:30	JJY	EPA 8270D
2,4-Dinitrophenol	<3.0	ug/L	3.2	11	1		7/16/2021 09:00	7/20/2021 11:30	JJY	EPA 8270D
2,6-Dichlorophenol	<3.0	ug/L	1.7	9.7	1		7/16/2021 09:00	7/20/2021 11:30	JJY	EPA 8270D
2-Chlorophenol	<3.0	ug/L	1.4	9.7	1		7/16/2021 09:00	7/20/2021 11:30	JJY	EPA 8270D
2-Methylphenol	<3.0	ug/L	1.5	9.7	1		7/16/2021 09:00	7/20/2021 11:30	JJY	EPA 8270D
2-Nitrophenol	<3.0	ug/L	1.3	9.7	1		7/16/2021 09:00	7/20/2021 11:30	JJY	EPA 8270D
3 & 4-Methylphenol	<3.0	ug/L	3.3	17	1		7/16/2021 09:00	7/20/2021 11:30	JJY	EPA 8270D
4,6-Dinitro-2-methylphenol	<3.0	ug/L	1.3	9.7	1		7/16/2021 09:00	7/20/2021 11:30	JJY	EPA 8270D
4-Chloro-3-methylphenol	<3.0	ug/L	1.3	9.7	1		7/16/2021 09:00	7/20/2021 11:30	JJY	EPA 8270D
4-Nitrophenol	<3.0	ug/L	1.9	9.7	1		7/16/2021 09:00	7/20/2021 11:30	JJY	EPA 8270D
Pentachlorophenol	39	ug/L	1.6	9.7	1		7/16/2021 09:00	7/20/2021 11:30	JJY	EPA 8270D
Phenol	<3.0	ug/L	1.9	9.7	1		7/16/2021 09:00	7/20/2021 11:30	JJY	EPA 8270D

CT LAB Sample#: 1025451 Sample Description: W27 Sampled: 7/12/2021 14:00

Analyte	Result	Units	LOD	LOQ	Dilution	Qualifier	Prep Date/Time	Analysis Date/Time	Analyst	Method
Inorganic Results										
Nitrate Nitrogen Total	0.18	mg/L	0.12 *	0.40	1			7/13/2021 16:58	TMG	EPA 9056A
Total Sulfate	8.9	mg/L	0.80	2.5	1			7/13/2021 16:58	TMG	EPA 9056A
Total Organic Carbon	14	mg/L	0.4	1.3	1			7/16/2021 13:35	KMT	EPA 9060A

CT LAB Sample#: 1025451 Sample Description: W27

Sampled: 7/12/2021 14:00

Analyte	Result	Units	LOD	LOQ	Dilution	Qualifier	Prep Date/Time	Analysis Date/Time	Analyst	Method
Metals Results										
Dissolved Iron	4340	ug/L	36	120	1			7/14/2021 17:49	NAH	EPA 6010C
Dissolved Manganese	17100	ug/L	1.4	5.0	1			7/14/2021 17:49	NAH	EPA 6010C
Dissolved Mercury	<0.020	ug/L	0.020	0.080	1		7/14/2021 13:45	7/15/2021 12:35	MDS	EPA 7470A
Organic Results										
TPH as Mineral Spirits	2100	ug/L	32	110	1	Q	7/14/2021 13:30	7/22/2021 01:18	AJZ	EPA 8015
1,2,4-Trimethylbenzene	26	ug/L	0.4	1.3	1			7/15/2021 08:18	TMG	WDNR GRO
m & p-Xylene	27	ug/L	0.8	2.8	1			7/15/2021 08:18	TMG	WDNR GRO
Naphthalene	4.8	ug/L	0.9	2.9	1			7/15/2021 08:18	TMG	WDNR GRO
o-Xylene	41	ug/L	0.4	1.4	1			7/15/2021 08:18	TMG	WDNR GRO
2,3,4,6-Tetrachlorophenol	220	ug/L	200 *	980	100		7/16/2021 09:00	7/20/2021 11:53	JJY	EPA 8270D
2,4,5-Trichlorophenol	<3.0	ug/L	190	980	100		7/16/2021 09:00	7/20/2021 11:53	JJY	EPA 8270D
2,4,6-Trichlorophenol	<3.0	ug/L	170	980	100		7/16/2021 09:00	7/20/2021 11:53	JJY	EPA 8270D
2,4-Dichlorophenol	<3.0	ug/L	130	980	100		7/16/2021 09:00	7/20/2021 11:53	JJY	EPA 8270D
2,4-Dimethylphenol	<3.0	ug/L	160	980	100		7/16/2021 09:00	7/20/2021 11:53	JJY	EPA 8270D
2,4-Dinitrophenol	<3.0	ug/L	320	1100	100		7/16/2021 09:00	7/20/2021 11:53	JJY	EPA 8270D
2,6-Dichlorophenol	<3.0	ug/L	170	980	100		7/16/2021 09:00	7/20/2021 11:53	JJY	EPA 8270D
2-Chlorophenol	<3.0	ug/L	140	980	100		7/16/2021 09:00	7/20/2021 11:53	JJY	EPA 8270D
2-Methylphenol	<3.0	ug/L	150	980	100		7/16/2021 09:00	7/20/2021 11:53	JJY	EPA 8270D
2-Nitrophenol	<3.0	ug/L	130	980	100		7/16/2021 09:00	7/20/2021 11:53	JJY	EPA 8270D
3 & 4-Methylphenol	<3.0	ug/L	330	1800	100		7/16/2021 09:00	7/20/2021 11:53	JJY	EPA 8270D
4,6-Dinitro-2-methylphenol	<3.0	ug/L	130	980	100		7/16/2021 09:00	7/20/2021 11:53	JJY	EPA 8270D
4-Chloro-3-methylphenol	<3.0	ug/L	130	980	100		7/16/2021 09:00	7/20/2021 11:53	JJY	EPA 8270D
4-Nitrophenol	<3.0	ug/L	200	980	100		7/16/2021 09:00	7/20/2021 11:53	JJY	EPA 8270D

CT LAB Sample#: 1025451 Sample Description: W27

Sampled: 7/12/2021 14:00

Analyte	Result	Units	LOD	LOQ	Dilution	Qualifier	Prep Date/Time	Analysis Date/Time	Analyst	Method
Pentachlorophenol	2900	ug/L	160	980	100		7/16/2021 09:00	7/20/2021 11:53	JJY	EPA 8270D
Phenol	<3.0	ug/L	200	980	100		7/16/2021 09:00	7/20/2021 11:53	JJY	EPA 8270D

Notes: * Indicates a value in between the LOD (limit of detection) and the LOQ (limit of quantitation). All LOD/LOQs are adjusted to reflect dilution and also any differences in the sample weight / volume as compared to standard amounts.

All samples were received intact and properly preserved unless otherwise noted. The results reported relate only to the samples tested. This report shall not be reproduced, except in full, without written approval of this laboratory. The Chain of Custody is attached.

Submitted by: **Brett M. Szymanski**
 Project Manager
 608-356-2760

QC Qualifiers

<u>Code</u>	<u>Description</u>
B	Analyte detected in the associated Method Blank.
C	Toxicity present in BOD sample.
D	Diluted Out.
E	Safe, No Total Coliform detected.
F	Unsafe, Total Coliform detected, no E. Coli detected.
G	Unsafe, Total Coliform detected and E. Coli detected.
H	Holding time exceeded.
I	Incubator temperature was outside acceptance limits during test period.
J	Estimated value.
L	Significant peaks were detected outside the chromatographic window.
M	Matrix spike and/or Matrix Spike Duplicate recovery outside acceptance limits.
N	Insufficient BOD oxygen depletion.
O	Complete BOD oxygen depletion.
P	Concentration of analyte differs more than 40% between primary and confirmation analysis.
Q	Laboratory Control Sample outside acceptance limits.
R	See Narrative at end of report.
S	Surrogate standard recovery outside acceptance limits due to apparent matrix effects.
T	Sample received with improper preservation or temperature.
U	Analyte concentration was below detection limit.
V	Raised Quantitation or Reporting Limit due to limited sample amount or dilution for matrix background interference.
W	Sample amount received was below program minimum.
X	Analyte exceeded calibration range.
Y	Replicate/Duplicate precision outside acceptance limits.
Z	Specified calibration criteria was not met.

Current CT Laboratories Certifications

Wisconsin (WDNR) Chemistry ID# 157066030
 Wisconsin (DATCP) Bacteriology ID# 289
 Louisiana NELAP (primary) ID# ACC20190002
 Illinois NELAP Lab ID# 200073
 Kansas NELAP Lab ID# E-10368
 Virginia NELAP Lab ID# 460203
 ISO/IEC 17025-2005 A2LA Cert # 3806.01
 DoD-ELAP A2LA 3806.01
 GA EPD Stipulation ID ACC20190002

Company Name: TRC
 Project Contact: Bruce Iverson
 Telephone: 608-826-3644
 Project Name: Wauleco
 Project Number: 189597.0010
 Project Location: Wausau, WI
 Sampled By: Tom Dushek



Folder #: 163070
 Company: TRC ENVIRONMENTAL
 Project: WAULECO
 Logged By: erc PM: BMS

1230 Lange Court, Baraboo, WI 53913
 608-356-2760 Tel. Fx 608-356-2766
 www.ctlaboratories.com

Ice Present Yes No

Temperature 24.2/24.7 6/27

Initials erc

Date 7/13/21 Time 9:55

Cooler # 6554, 6641, 6241

Mail Report To: Bruce Iverson
 Company: TRC
 Address: 708 Heartland Trail
 City/State/Zip: Madison, WI 53717

Invoice To: Accounts Payable
 Company: TRC
 Address:
 City/State/Zip:
 PO No. 161494

Contract No.

Regulatory Program:
 UST RCRA SDWA NPDES
 Solid Waste Other _____

Turnaround Time

Normal RUSH* Date Needed _____

*Notify Lab prior to sending in RUSH
 Surcharges 24 hr 200% 2-3 days 100% 4-9 days 50%
 Surcharges subject to change without notice.

Landfill License Number

Collection		Field Screen	Field ID	Grab/Comp	Sample ID Description	Filt'd Y/N
Date	Time					
7/12/21	0705			G	W9	N
	0800				W29B	
	0905				W13	
	0950				DFomW5	
	1030				DFomW11	
	1105				DFomW12	
	1105				DFomW12 Dup	
	1200				W17	
	0715				Trip Blanks 04	

WDNR Well ID #	**Matrix:	Phenols (8270)	TPH	VOC's (8020)	Diss. Hg	Nitrate	Sulfate	TOC	Diss. Fe, Mn	Total No of Containers	Total No of Cont. Rec'd	Preservation*
	GW	2	1	3	1	1				8		
		2	1	3	1	1	✓	1	✓	9		
		2	1	3	1	1	✓	1	✓	9		
		2	1	3						6		
		2								2		
		2								2		
		2								2		
		2	1	3	1	1	✓	1	✓	9		
		2		1						1		
	A	A	B	D	A	A	C	D				

Client Special Instructions:
 VOC's - Report only Naphthalene, xylenes, 1,2,4-trimethylbenzene. Metals are filtered.

Lab ID #

10254 35
 36
 40
 PCP only for Phenols 42
 44
 45
 46
 48
 49

Relinquished By: W. J. Dushek Date/Time: 7/12/21 1530
 Received by: ERC Date/Time: 7/13/21 1024

****Matrix**
 S-Soil A-Air Slg-Sludge M-Misc Waste
 GW-Groundwater SW-Surface Water
 WW-Wastewater DW-Drinking Water

*** Preservation Code**
 A=None B=HCL
 C=H2SO4 D=HNO3
 E=Encore F=Methanol
 G=NaOH
 O=Other _____

Cooler Receipt Form

Ice Present YES NO
Observed Temperature 9.1
Actual Temperature 9.6
IR Gun # 27
Initials ERC
Date 7/31 Time 9:55
Cooler #: 6241

GUSTODY SEAL
DATE 7-12-21
SIGNATURE T. J. Dushek
QEC
Quality Environmental Containers
800-255-3950 • www.qecusa.com

GUSTODY SEAL
DATE 7-12-21
SIGNATURE T. J. Dushek
QEC
Quality Environmental Containers
800-255-3950 • www.qecusa.com

P: SOL
4G -
1Z1A37Z

TOM DUSHEK TRC ENVIRONMENTAL 125 ROSECRANS STREET WAUSAU WI 54401	50 LBS	1 OF 1
RS		
SHIP TO: SHIPPING DEPT 6083562760 CT LABS 1230 LANGE CT BARABOO WI 53913		
	WI 539 0-10	
		
UPS GROUND		
TRACKING #: 1Z 1A3 77E 90 4642 6733		
		
BILLING: P/P DESC: Environmental Samples RETURN SERVICE		
		





XOL 21.00.14 NV45 28.0A 07/2021*

Cooler Receipt Form

Ice Present YES NO
Observed Temperature 0.6
Actual Temperature 1.1
IR Gun # 27
Initials ERC
Date 7/13/21 Time 9:55
Cooler #: 6641

GUSTODY SEAL
DATE 7-12-21
SIGNATURE T. J. Dushek
QEC
Quality Environmental Containers
800-255-3950 • www.qecusa.com

GUSTODY SEAL
DATE 7-12-21
SIGNATURE T. J. Dushek
QEC
Quality Environmental Containers
800-255-3950 • www.qecusa.com




TOM DUSHEK TRC ENVIRONMENTAL 125 ROSECRANS STREET WAUSAU WI 54401	50 LBS	1 OF 1
RS		
SHIP TO: SHIPPING DEPT 6083562760 CT LABS 1230 LANGE CT BARABOO WI 53913		
	WI 539 0-10	
		
UPS GROUND		
TRACKING #: 1Z 1A3 77E 90 4838 0350		
		
BILLING: P/P DESC: Environmental Samples RETURN SERVICE		
		

Cooler Receipt Form

Ice Present YES NO
Observed Temperature 3.2
Actual Temperature 3.7
IR Gun # 27
Initials ELC
Date 7/13/11 Time 9:55
Cooler #: 6554

CUSTODY SEAL
DATE 7-12-21
SIGNATURE T. J. Dushak
QEC
Quality Environmental Containers
800-255-3950 • www.qecusa.com

CUSTODY SEAL
DATE 7-21-21
SIGNATURE T. J. Dushak
QEC
Quality Environmental Containers
800-255-3950 • www.qecusa.com

TOM DUSHEK TRC ENVIRONMENTAL 125 ROSECRANS STREET WAUSAU WI 54401		50 LBS	1 OF 1
SHIP TO: SHIPPING DEPT 6083562760 CT LABS 1230 LANGE CT BARABOO WI 53913		RS	
	WI 539 0-10		
UPS GROUND TRACKING #: 1Z 1A3 77E 90 4732 3744			
			
BILLING: P/P DESC: Environmental Samples RETURN SERVICE			
			

ANALYTICAL REPORT

TRC ENVIRONMENTAL
 BRUCE IVERSON
 708 HEARTLAND TRAIL
 MADISON, WI 53717

Project Name: WAULECO
 Project Phase: WAUSAU, WI
 Contract #: 2399
 Project #: 189597.0010
 Folder #: 163103
 Purchase Order #: 161494

Page 1 of 17
 Arrival Temperature: 5.7
 Report Date: 8/2/2021
 Date Received: 7/14/2021
 Reprint Date: 8/2/2021

CT LAB Sample#: 1025838	Sample Description: W11	Sampled: 7/13/2021 07:10
-------------------------	-------------------------	--------------------------

Analyte	Result	Units	LOD	LOQ	Dilution	Qualifier	Prep Date/Time	Analysis Date/Time	Analyst	Method
Inorganic Results										
Nitrate Nitrogen Total	2.0	mg/L	0.12	0.40	1			7/14/2021 13:52	TMG	EPA 9056A
Total Sulfate	8.2	mg/L	0.80	2.5	1			7/14/2021 13:52	TMG	EPA 9056A
Total Organic Carbon	1.2	mg/L	0.4 *	1.3	1			7/16/2021 13:46	KMT	EPA 9060A
Metals Results										
Dissolved Iron	<36	ug/L	36	120	1			7/19/2021 13:41	NAH	EPA 6010C
Dissolved Manganese	386	ug/L	1.4	5.0	1			7/19/2021 13:41	NAH	EPA 6010C
Dissolved Mercury	<0.020	ug/L	0.020	0.080	1		7/21/2021 14:15	7/22/2021 10:41	MDS	EPA 7470A
Organic Results										
TPH as Mineral Spirits	<33	ug/L	33	110	1		7/19/2021 10:00	7/22/2021 05:58	AJZ	EPA 8015
1,2,4-Trimethylbenzene	<0.4	ug/L	0.4	1.3	1			7/15/2021 15:40	TMG	WDNR GRO
m & p-Xylene	<0.8	ug/L	0.8	2.8	1			7/15/2021 15:40	TMG	WDNR GRO
Naphthalene	<0.9	ug/L	0.9	2.9	1	Y		7/15/2021 15:40	TMG	WDNR GRO
o-Xylene	<0.4	ug/L	0.4	1.4	1			7/15/2021 15:40	TMG	WDNR GRO
2,3,4,6-Tetrachlorophenol	<3.0	ug/L	10	51	5	Q	7/20/2021 13:00	7/20/2021 17:10	JJY	EPA 8270D

Unless specifically stated to the contrary, soil/sediment/sludge sample results/LOD/LOQ/RLs were reported on a Dry Weight Basis

CT LAB Sample#: 1025838 Sample Description: W11 Sampled: 7/13/2021 07:10

Analyte	Result	Units	LOD	LOQ	Dilution	Qualifier	Prep Date/Time	Analysis Date/Time	Analyst	Method
2,4,5-Trichlorophenol	<3.0	ug/L	9.7	51	5		7/20/2021 13:00	7/20/2021 17:10	JJY	EPA 8270D
2,4,6-Trichlorophenol	<3.0	ug/L	8.7	51	5		7/20/2021 13:00	7/20/2021 17:10	JJY	EPA 8270D
2,4-Dichlorophenol	<3.0	ug/L	6.6	51	5		7/20/2021 13:00	7/20/2021 17:10	JJY	EPA 8270D
2,4-Dimethylphenol	<3.0	ug/L	8.2	51	5		7/20/2021 13:00	7/20/2021 17:10	JJY	EPA 8270D
2,4-Dinitrophenol	<3.0	ug/L	17	56	5		7/20/2021 13:00	7/20/2021 17:10	JJY	EPA 8270D
2,6-Dichlorophenol	<3.0	ug/L	8.7	51	5		7/20/2021 13:00	7/20/2021 17:10	JJY	EPA 8270D
2-Chlorophenol	<3.0	ug/L	7.1	51	5		7/20/2021 13:00	7/20/2021 17:10	JJY	EPA 8270D
2-Methylphenol	<3.0	ug/L	7.7	51	5		7/20/2021 13:00	7/20/2021 17:10	JJY	EPA 8270D
2-Nitrophenol	<3.0	ug/L	6.6	51	5		7/20/2021 13:00	7/20/2021 17:10	JJY	EPA 8270D
3 & 4-Methylphenol	<3.0	ug/L	17	92	5		7/20/2021 13:00	7/20/2021 17:10	JJY	EPA 8270D
4,6-Dinitro-2-methylphenol	<3.0	ug/L	6.6	51	5		7/20/2021 13:00	7/20/2021 17:10	JJY	EPA 8270D
4-Chloro-3-methylphenol	<3.0	ug/L	6.6	51	5		7/20/2021 13:00	7/20/2021 17:10	JJY	EPA 8270D
4-Nitrophenol	<3.0	ug/L	10	51	5		7/20/2021 13:00	7/20/2021 17:10	JJY	EPA 8270D
Pentachlorophenol	130	ug/L	8.2	51	5		7/20/2021 13:00	7/20/2021 17:10	JJY	EPA 8270D
Phenol	<3.0	ug/L	10	51	5		7/20/2021 13:00	7/20/2021 17:10	JJY	EPA 8270D

CT LAB Sample#: 1025840 Sample Description: W6R Sampled: 7/13/2021 07:50

Analyte	Result	Units	LOD	LOQ	Dilution	Qualifier	Prep Date/Time	Analysis Date/Time	Analyst	Method
Inorganic Results										
Nitrate Nitrogen Total	0.98	mg/L	0.12	0.40	1			7/14/2021 14:10	TMG	EPA 9056A
Total Sulfate	38	mg/L	0.80	2.5	1			7/14/2021 14:10	TMG	EPA 9056A
Total Organic Carbon	6.3	mg/L	0.4	1.3	1			7/16/2021 13:57	KMT	EPA 9060A

Metals Results

Unless specifically stated to the contrary, soil/sediment/sludge sample results/LOD/LOQ/RLs were reported on a Dry Weight Basis

CT LAB Sample#: 1025840

Sample Description: W6R

Sampled: 7/13/2021 07:50

Analyte	Result	Units	LOD	LOQ	Dilution	Qualifier	Prep Date/Time	Analysis Date/Time	Analyst	Method
Dissolved Iron	<36	ug/L	36	120	1			7/19/2021 14:04	NAH	EPA 6010C
Dissolved Manganese	219	ug/L	1.4	5.0	1			7/19/2021 14:04	NAH	EPA 6010C
Dissolved Mercury	<0.020	ug/L	0.020	0.080	1		7/21/2021 14:15	7/22/2021 10:44	MDS	EPA 7470A
Organic Results										
TPH as Mineral Spirits	590	ug/L	31	100	1		7/19/2021 10:00	7/22/2021 06:33	AJZ	EPA 8015
1,2,4-Trimethylbenzene	77	ug/L	2.0	6.5	5			7/15/2021 16:14	TMG	WDNR GRO
m & p-Xylene	6.4	ug/L	4.0 *	14	5			7/15/2021 16:14	TMG	WDNR GRO
Naphthalene	<4.5	ug/L	4.5	15	5	Y		7/15/2021 16:14	TMG	WDNR GRO
o-Xylene	38	ug/L	2.0	7.0	5			7/15/2021 16:14	TMG	WDNR GRO
2,3,4,6-Tetrachlorophenol	95	ug/L	95 *	480	50	Q	7/20/2021 13:00	7/21/2021 13:56	JJY	EPA 8270D
2,4,5-Trichlorophenol	<3.0	ug/L	90	480	50		7/20/2021 13:00	7/21/2021 13:56	JJY	EPA 8270D
2,4,6-Trichlorophenol	<3.0	ug/L	81	480	50		7/20/2021 13:00	7/21/2021 13:56	JJY	EPA 8270D
2,4-Dichlorophenol	<3.0	ug/L	62	480	50		7/20/2021 13:00	7/21/2021 13:56	JJY	EPA 8270D
2,4-Dimethylphenol	<3.0	ug/L	76	480	50		7/20/2021 13:00	7/21/2021 13:56	JJY	EPA 8270D
2,4-Dinitrophenol	<3.0	ug/L	160	520	50		7/20/2021 13:00	7/21/2021 13:56	JJY	EPA 8270D
2,6-Dichlorophenol	<3.0	ug/L	81	480	50		7/20/2021 13:00	7/21/2021 13:56	JJY	EPA 8270D
2-Chlorophenol	<3.0	ug/L	67	480	50		7/20/2021 13:00	7/21/2021 13:56	JJY	EPA 8270D
2-Methylphenol	<3.0	ug/L	71	480	50		7/20/2021 13:00	7/21/2021 13:56	JJY	EPA 8270D
2-Nitrophenol	<3.0	ug/L	62	480	50		7/20/2021 13:00	7/21/2021 13:56	JJY	EPA 8270D
3 & 4-Methylphenol	<3.0	ug/L	160	860	50		7/20/2021 13:00	7/21/2021 13:56	JJY	EPA 8270D
4,6-Dinitro-2-methylphenol	<3.0	ug/L	62	480	50		7/20/2021 13:00	7/21/2021 13:56	JJY	EPA 8270D
4-Chloro-3-methylphenol	<3.0	ug/L	62	480	50		7/20/2021 13:00	7/21/2021 13:56	JJY	EPA 8270D
4-Nitrophenol	<3.0	ug/L	95	480	50		7/20/2021 13:00	7/21/2021 13:56	JJY	EPA 8270D
Pentachlorophenol	1200	ug/L	76	480	50		7/20/2021 13:00	7/21/2021 13:56	JJY	EPA 8270D

CT LAB Sample#: 1025840	Sample Description: W6R	Sampled: 7/13/2021 07:50
-------------------------	-------------------------	--------------------------

Analyte	Result	Units	LOD	LOQ	Dilution	Qualifier	Prep Date/Time	Analysis Date/Time	Analyst	Method
Phenol	<3.0	ug/L	95	480	50		7/20/2021 13:00	7/21/2021 13:56	JJY	EPA 8270D

CT LAB Sample#: 1025841	Sample Description: W2	Sampled: 7/13/2021 08:35
-------------------------	------------------------	--------------------------

Analyte	Result	Units	LOD	LOQ	Dilution	Qualifier	Prep Date/Time	Analysis Date/Time	Analyst	Method
---------	--------	-------	-----	-----	----------	-----------	----------------	--------------------	---------	--------

Inorganic Results

Nitrate Nitrogen Total	1.7	mg/L	0.12	0.40	1			7/14/2021 14:28	TMG	EPA 9056A
------------------------	-----	------	------	------	---	--	--	-----------------	-----	-----------

Metals Results

Dissolved Mercury	<0.020	ug/L	0.020	0.080	1		7/21/2021 14:15	7/22/2021 10:48	MDS	EPA 7470A
-------------------	--------	------	-------	-------	---	--	-----------------	-----------------	-----	-----------

Organic Results

TPH as Mineral Spirits	4000	ug/L	34	110	1		7/19/2021 10:00	7/22/2021 07:08	AJZ	EPA 8015
1,2,4-Trimethylbenzene	700	ug/L	8.0	26	20			7/22/2021 11:38	TMG	WDNR GRO
m & p-Xylene	13	ug/L	4.0 *	14	5			7/16/2021 11:33	TMG	WDNR GRO
Naphthalene	11	ug/L	4.5 *	15	5	Y		7/16/2021 11:33	TMG	WDNR GRO
o-Xylene	80	ug/L	2.0	7.0	5			7/16/2021 11:33	TMG	WDNR GRO
2,3,4,6-Tetrachlorophenol	49	ug/L	41 *	200	20	Q	7/20/2021 13:00	7/20/2021 17:55	JJY	EPA 8270D
2,4,5-Trichlorophenol	<3.0	ug/L	39	200	20		7/20/2021 13:00	7/20/2021 17:55	JJY	EPA 8270D
2,4,6-Trichlorophenol	<3.0	ug/L	35	200	20		7/20/2021 13:00	7/20/2021 17:55	JJY	EPA 8270D
2,4-Dichlorophenol	<3.0	ug/L	27	200	20		7/20/2021 13:00	7/20/2021 17:55	JJY	EPA 8270D
2,4-Dimethylphenol	<3.0	ug/L	33	200	20		7/20/2021 13:00	7/20/2021 17:55	JJY	EPA 8270D
2,4-Dinitrophenol	<3.0	ug/L	67	220	20		7/20/2021 13:00	7/20/2021 17:55	JJY	EPA 8270D
2,6-Dichlorophenol	<3.0	ug/L	35	200	20		7/20/2021 13:00	7/20/2021 17:55	JJY	EPA 8270D
2-Chlorophenol	<3.0	ug/L	29	200	20		7/20/2021 13:00	7/20/2021 17:55	JJY	EPA 8270D

CT LAB Sample#: 1025841 Sample Description: W2 Sampled: 7/13/2021 08:35

Analyte	Result	Units	LOD	LOQ	Dilution	Qualifier	Prep Date/Time	Analysis Date/Time	Analyst	Method
2-Methylphenol	<3.0	ug/L	31	200	20		7/20/2021 13:00	7/20/2021 17:55	JJY	EPA 8270D
2-Nitrophenol	<3.0	ug/L	27	200	20		7/20/2021 13:00	7/20/2021 17:55	JJY	EPA 8270D
3 & 4-Methylphenol	<3.0	ug/L	69	370	20		7/20/2021 13:00	7/20/2021 17:55	JJY	EPA 8270D
4,6-Dinitro-2-methylphenol	<3.0	ug/L	27	200	20		7/20/2021 13:00	7/20/2021 17:55	JJY	EPA 8270D
4-Chloro-3-methylphenol	<3.0	ug/L	27	200	20		7/20/2021 13:00	7/20/2021 17:55	JJY	EPA 8270D
4-Nitrophenol	<3.0	ug/L	41	200	20		7/20/2021 13:00	7/20/2021 17:55	JJY	EPA 8270D
Pentachlorophenol	700	ug/L	33	200	20		7/20/2021 13:00	7/20/2021 17:55	JJY	EPA 8270D
Phenol	<3.0	ug/L	41	200	20		7/20/2021 13:00	7/20/2021 17:55	JJY	EPA 8270D

CT LAB Sample#: 1025842 Sample Description: W2 DUP Sampled: 7/13/2021 08:35

Analyte	Result	Units	LOD	LOQ	Dilution	Qualifier	Prep Date/Time	Analysis Date/Time	Analyst	Method
Inorganic Results										
Nitrate Nitrogen Total	1.7	mg/L	0.12	0.40	1			7/14/2021 14:46	TMG	EPA 9056A
Metals Results										
Dissolved Mercury	<0.020	ug/L	0.020	0.080	1		7/21/2021 14:15	7/22/2021 10:51	MDS	EPA 7470A
Organic Results										
TPH as Mineral Spirits	2900	ug/L	34	110	1		7/19/2021 10:00	7/22/2021 07:44	AJZ	EPA 8015
1,2,4-Trimethylbenzene	600	ug/L	8.0	26	20			7/22/2021 12:13	TMG	WDNR GRO
m & p-Xylene	13	ug/L	4.0 *	14	5			7/16/2021 12:07	TMG	WDNR GRO
Naphthalene	11	ug/L	4.5 *	15	5	Y		7/16/2021 12:07	TMG	WDNR GRO
o-Xylene	79	ug/L	2.0	7.0	5			7/16/2021 12:07	TMG	WDNR GRO
2,3,4,6-Tetrachlorophenol	42	ug/L	38 *	190	20	Q	7/20/2021 13:00	7/20/2021 18:18	JJY	EPA 8270D

CT LAB Sample#: 1025842 Sample Description: W2 DUP Sampled: 7/13/2021 08:35

Analyte	Result	Units	LOD	LOQ	Dilution	Qualifier	Prep Date/Time	Analysis Date/Time	Analyst	Method
2,4,5-Trichlorophenol	<3.0	ug/L	36	190	20		7/20/2021 13:00	7/20/2021 18:18	JJY	EPA 8270D
2,4,6-Trichlorophenol	<3.0	ug/L	32	190	20		7/20/2021 13:00	7/20/2021 18:18	JJY	EPA 8270D
2,4-Dichlorophenol	<3.0	ug/L	25	190	20		7/20/2021 13:00	7/20/2021 18:18	JJY	EPA 8270D
2,4-Dimethylphenol	<3.0	ug/L	30	190	20		7/20/2021 13:00	7/20/2021 18:18	JJY	EPA 8270D
2,4-Dinitrophenol	<3.0	ug/L	63	210	20		7/20/2021 13:00	7/20/2021 18:18	JJY	EPA 8270D
2,6-Dichlorophenol	<3.0	ug/L	32	190	20		7/20/2021 13:00	7/20/2021 18:18	JJY	EPA 8270D
2-Chlorophenol	<3.0	ug/L	27	190	20		7/20/2021 13:00	7/20/2021 18:18	JJY	EPA 8270D
2-Methylphenol	<3.0	ug/L	29	190	20		7/20/2021 13:00	7/20/2021 18:18	JJY	EPA 8270D
2-Nitrophenol	<3.0	ug/L	25	190	20		7/20/2021 13:00	7/20/2021 18:18	JJY	EPA 8270D
3 & 4-Methylphenol	<3.0	ug/L	65	340	20		7/20/2021 13:00	7/20/2021 18:18	JJY	EPA 8270D
4,6-Dinitro-2-methylphenol	<3.0	ug/L	25	190	20		7/20/2021 13:00	7/20/2021 18:18	JJY	EPA 8270D
4-Chloro-3-methylphenol	<3.0	ug/L	25	190	20		7/20/2021 13:00	7/20/2021 18:18	JJY	EPA 8270D
4-Nitrophenol	<3.0	ug/L	38	190	20		7/20/2021 13:00	7/20/2021 18:18	JJY	EPA 8270D
Pentachlorophenol	690	ug/L	30	190	20		7/20/2021 13:00	7/20/2021 18:18	JJY	EPA 8270D
Phenol	<3.0	ug/L	38	190	20		7/20/2021 13:00	7/20/2021 18:18	JJY	EPA 8270D

CT LAB Sample#: 1025843 Sample Description: W10A Sampled: 7/13/2021 10:00

Analyte	Result	Units	LOD	LOQ	Dilution	Qualifier	Prep Date/Time	Analysis Date/Time	Analyst	Method
Inorganic Results										
Nitrate Nitrogen Total	<0.12	mg/L	0.12	0.40	1			7/14/2021 15:05	TMG	EPA 9056A
Total Sulfate	4.0	mg/L	0.80	2.5	1			7/14/2021 15:05	TMG	EPA 9056A
Total Organic Carbon	7.6	mg/L	0.4	1.3	1			7/16/2021 14:33	KMT	EPA 9060A

Metals Results

CT LAB Sample#: 1025843

Sample Description: W10A

Sampled: 7/13/2021 10:00

Analyte	Result	Units	LOD	LOQ	Dilution	Qualifier	Prep Date/Time	Analysis Date/Time	Analyst	Method
Dissolved Iron	2100	ug/L	36	120	1			7/19/2021 14:13	NAH	EPA 6010C
Dissolved Manganese	3790	ug/L	1.4	5.0	1			7/19/2021 14:13	NAH	EPA 6010C
Dissolved Mercury	0.025	ug/L	0.020 *	0.080	1		7/21/2021 14:15	7/22/2021 11:10	MDS	EPA 7470A
Organic Results										
TPH as Mineral Spirits	1500	ug/L	32	110	1		7/19/2021 10:00	7/22/2021 08:19	AJZ	EPA 8015
1,2,4-Trimethylbenzene	440	ug/L	8.0	26	20			7/15/2021 19:04	TMG	WDNR GRO
m & p-Xylene	20	ug/L	1.6	5.6	2			7/16/2021 12:41	TMG	WDNR GRO
Naphthalene	4.9	ug/L	1.8 *	5.8	2	Y		7/16/2021 12:41	TMG	WDNR GRO
o-Xylene	42	ug/L	0.8	2.8	2			7/16/2021 12:41	TMG	WDNR GRO
2,3,4,6-Tetrachlorophenol	<3.0	ug/L	9.6	48	5	Q	7/20/2021 13:00	7/21/2021 14:19	JJY	EPA 8270D
2,4,5-Trichlorophenol	<3.0	ug/L	9.1	48	5		7/20/2021 13:00	7/21/2021 14:19	JJY	EPA 8270D
2,4,6-Trichlorophenol	<3.0	ug/L	8.2	48	5		7/20/2021 13:00	7/21/2021 14:19	JJY	EPA 8270D
2,4-Dichlorophenol	<3.0	ug/L	6.3	48	5		7/20/2021 13:00	7/21/2021 14:19	JJY	EPA 8270D
2,4-Dimethylphenol	<3.0	ug/L	7.7	48	5		7/20/2021 13:00	7/21/2021 14:19	JJY	EPA 8270D
2,4-Dinitrophenol	<3.0	ug/L	16	53	5		7/20/2021 13:00	7/21/2021 14:19	JJY	EPA 8270D
2,6-Dichlorophenol	<3.0	ug/L	8.2	48	5		7/20/2021 13:00	7/21/2021 14:19	JJY	EPA 8270D
2-Chlorophenol	<3.0	ug/L	6.7	48	5		7/20/2021 13:00	7/21/2021 14:19	JJY	EPA 8270D
2-Methylphenol	<3.0	ug/L	7.2	48	5		7/20/2021 13:00	7/21/2021 14:19	JJY	EPA 8270D
2-Nitrophenol	<3.0	ug/L	6.3	48	5		7/20/2021 13:00	7/21/2021 14:19	JJY	EPA 8270D
3 & 4-Methylphenol	<3.0	ug/L	16	87	5		7/20/2021 13:00	7/21/2021 14:19	JJY	EPA 8270D
4,6-Dinitro-2-methylphenol	<3.0	ug/L	6.3	48	5		7/20/2021 13:00	7/21/2021 14:19	JJY	EPA 8270D
4-Chloro-3-methylphenol	<3.0	ug/L	6.3	48	5		7/20/2021 13:00	7/21/2021 14:19	JJY	EPA 8270D
4-Nitrophenol	<3.0	ug/L	9.6	48	5		7/20/2021 13:00	7/21/2021 14:19	JJY	EPA 8270D
Pentachlorophenol	80	ug/L	7.7	48	5		7/20/2021 13:00	7/21/2021 14:19	JJY	EPA 8270D

CT LAB Sample#: 1025843	Sample Description: W10A	Sampled: 7/13/2021 10:00
-------------------------	--------------------------	--------------------------

Analyte	Result	Units	LOD	LOQ	Dilution	Qualifier	Prep Date/Time	Analysis Date/Time	Analyst	Method
Phenol	<3.0	ug/L	9.6	48	5		7/20/2021 13:00	7/21/2021 14:19	JJY	EPA 8270D

CT LAB Sample#: 1025844	Sample Description: W10A DUP	Sampled: 7/13/2021 10:00
-------------------------	------------------------------	--------------------------

Analyte	Result	Units	LOD	LOQ	Dilution	Qualifier	Prep Date/Time	Analysis Date/Time	Analyst	Method
---------	--------	-------	-----	-----	----------	-----------	----------------	--------------------	---------	--------

Inorganic Results

Nitrate Nitrogen Total	<0.12	mg/L	0.12	0.40	1			7/14/2021 15:23	TMG	EPA 9056A
Total Sulfate	3.8	mg/L	0.80	2.5	1			7/14/2021 15:23	TMG	EPA 9056A
Total Organic Carbon	5.7	mg/L	0.4	1.3	1			7/16/2021 14:45	KMT	EPA 9060A

Metals Results

Dissolved Iron	2100	ug/L	36	120	1			7/19/2021 14:21	NAH	EPA 6010C
Dissolved Manganese	3840	ug/L	1.4	5.0	1			7/19/2021 14:21	NAH	EPA 6010C
Dissolved Mercury	<0.020	ug/L	0.020	0.080	1		7/21/2021 14:15	7/22/2021 11:13	MDS	EPA 7470A

Organic Results

TPH as Mineral Spirits	1700	ug/L	35	120	1		7/19/2021 10:00	7/22/2021 08:54	AJZ	EPA 8015
1,2,4-Trimethylbenzene	410	ug/L	8.0	26	20			7/15/2021 19:38	TMG	WDNR GRO
m & p-Xylene	19	ug/L	1.6	5.6	2			7/16/2021 13:15	TMG	WDNR GRO
Naphthalene	4.5	ug/L	1.8 *	5.8	2	Y		7/16/2021 13:15	TMG	WDNR GRO
o-Xylene	40	ug/L	0.8	2.8	2			7/16/2021 13:15	TMG	WDNR GRO
2,3,4,6-Tetrachlorophenol	<3.0	ug/L	10	52	5	Q	7/20/2021 13:00	7/21/2021 14:41	JJY	EPA 8270D
2,4,5-Trichlorophenol	<3.0	ug/L	9.8	52	5		7/20/2021 13:00	7/21/2021 14:41	JJY	EPA 8270D
2,4,6-Trichlorophenol	<3.0	ug/L	8.8	52	5		7/20/2021 13:00	7/21/2021 14:41	JJY	EPA 8270D
2,4-Dichlorophenol	<3.0	ug/L	6.7	52	5		7/20/2021 13:00	7/21/2021 14:41	JJY	EPA 8270D

CT LAB Sample#: 1025844 Sample Description: W10A DUP Sampled: 7/13/2021 10:00

Analyte	Result	Units	LOD	LOQ	Dilution	Qualifier	Prep Date/Time	Analysis Date/Time	Analyst	Method
2,4-Dimethylphenol	<3.0	ug/L	8.2	52	5		7/20/2021 13:00	7/21/2021 14:41	JJY	EPA 8270D
2,4-Dinitrophenol	<3.0	ug/L	17	57	5		7/20/2021 13:00	7/21/2021 14:41	JJY	EPA 8270D
2,6-Dichlorophenol	<3.0	ug/L	8.8	52	5		7/20/2021 13:00	7/21/2021 14:41	JJY	EPA 8270D
2-Chlorophenol	<3.0	ug/L	7.2	52	5		7/20/2021 13:00	7/21/2021 14:41	JJY	EPA 8270D
2-Methylphenol	<3.0	ug/L	7.7	52	5		7/20/2021 13:00	7/21/2021 14:41	JJY	EPA 8270D
2-Nitrophenol	<3.0	ug/L	6.7	52	5		7/20/2021 13:00	7/21/2021 14:41	JJY	EPA 8270D
3 & 4-Methylphenol	<3.0	ug/L	18	93	5		7/20/2021 13:00	7/21/2021 14:41	JJY	EPA 8270D
4,6-Dinitro-2-methylphenol	<3.0	ug/L	6.7	52	5		7/20/2021 13:00	7/21/2021 14:41	JJY	EPA 8270D
4-Chloro-3-methylphenol	<3.0	ug/L	6.7	52	5		7/20/2021 13:00	7/21/2021 14:41	JJY	EPA 8270D
4-Nitrophenol	<3.0	ug/L	10	52	5		7/20/2021 13:00	7/21/2021 14:41	JJY	EPA 8270D
Pentachlorophenol	90	ug/L	8.2	52	5		7/20/2021 13:00	7/21/2021 14:41	JJY	EPA 8270D
Phenol	<3.0	ug/L	10	52	5		7/20/2021 13:00	7/21/2021 14:41	JJY	EPA 8270D

CT LAB Sample#: 1025845 Sample Description: W41 Sampled: 7/13/2021 11:00

Analyte	Result	Units	LOD	LOQ	Dilution	Qualifier	Prep Date/Time	Analysis Date/Time	Analyst	Method
Inorganic Results										
Nitrate Nitrogen Total	0.39	mg/L	0.12 *	0.40	1			7/14/2021 15:41	TMG	EPA 9056A
Total Sulfate	9.7	mg/L	0.80	2.5	1			7/14/2021 15:41	TMG	EPA 9056A
Total Organic Carbon	23	mg/L	0.4	1.3	1			7/16/2021 14:56	KMT	EPA 9060A
Metals Results										
Dissolved Iron	3160	ug/L	36	120	1			7/19/2021 14:29	NAH	EPA 6010C
Dissolved Manganese	18900	ug/L	1.4	5.0	1			7/19/2021 14:29	NAH	EPA 6010C
Dissolved Mercury	<0.020	ug/L	0.020	0.080	1		7/21/2021 14:15	7/22/2021 11:16	MDS	EPA 7470A

CT LAB Sample#: 1025845 Sample Description: W41

Sampled: 7/13/2021 11:00

Analyte	Result	Units	LOD	LOQ	Dilution	Qualifier	Prep Date/Time	Analysis Date/Time	Analyst	Method
Organic Results										
TPH as Mineral Spirits	1800	ug/L	31	100	1		7/19/2021 10:00	7/22/2021 09:29	AJZ	EPA 8015
1,2,4-Trimethylbenzene	150	ug/L	4.0	13	10			7/15/2021 18:30	TMG	WDNR GRO
m & p-Xylene	<8.0	ug/L	8.0	28	10			7/15/2021 18:30	TMG	WDNR GRO
Naphthalene	21	ug/L	9.0 *	29	10	Y		7/15/2021 18:30	TMG	WDNR GRO
o-Xylene	<4.0	ug/L	4.0	14	10			7/15/2021 18:30	TMG	WDNR GRO
2,3,4,6-Tetrachlorophenol	42	ug/L	38 *	190	20	Q	7/20/2021 13:00	7/20/2021 19:27	JJY	EPA 8270D
2,4,5-Trichlorophenol	<3.0	ug/L	36	190	20		7/20/2021 13:00	7/20/2021 19:27	JJY	EPA 8270D
2,4,6-Trichlorophenol	<3.0	ug/L	32	190	20		7/20/2021 13:00	7/20/2021 19:27	JJY	EPA 8270D
2,4-Dichlorophenol	<3.0	ug/L	25	190	20		7/20/2021 13:00	7/20/2021 19:27	JJY	EPA 8270D
2,4-Dimethylphenol	<3.0	ug/L	30	190	20		7/20/2021 13:00	7/20/2021 19:27	JJY	EPA 8270D
2,4-Dinitrophenol	<3.0	ug/L	63	210	20		7/20/2021 13:00	7/20/2021 19:27	JJY	EPA 8270D
2,6-Dichlorophenol	<3.0	ug/L	32	190	20		7/20/2021 13:00	7/20/2021 19:27	JJY	EPA 8270D
2-Chlorophenol	<3.0	ug/L	27	190	20		7/20/2021 13:00	7/20/2021 19:27	JJY	EPA 8270D
2-Methylphenol	<3.0	ug/L	29	190	20		7/20/2021 13:00	7/20/2021 19:27	JJY	EPA 8270D
2-Nitrophenol	<3.0	ug/L	25	190	20		7/20/2021 13:00	7/20/2021 19:27	JJY	EPA 8270D
3 & 4-Methylphenol	<3.0	ug/L	65	340	20		7/20/2021 13:00	7/20/2021 19:27	JJY	EPA 8270D
4,6-Dinitro-2-methylphenol	<3.0	ug/L	25	190	20		7/20/2021 13:00	7/20/2021 19:27	JJY	EPA 8270D
4-Chloro-3-methylphenol	<3.0	ug/L	25	190	20		7/20/2021 13:00	7/20/2021 19:27	JJY	EPA 8270D
4-Nitrophenol	<3.0	ug/L	38	190	20		7/20/2021 13:00	7/20/2021 19:27	JJY	EPA 8270D
Pentachlorophenol	760	ug/L	30	190	20		7/20/2021 13:00	7/20/2021 19:27	JJY	EPA 8270D
Phenol	<3.0	ug/L	38	190	20		7/20/2021 13:00	7/20/2021 19:27	JJY	EPA 8270D

CT LAB Sample#: 1025846

Sample Description: W3A

Sampled: 7/13/2021 12:00

Analyte	Result	Units	LOD	LOQ	Dilution	Qualifier	Prep Date/Time	Analysis Date/Time	Analyst	Method
Inorganic Results										
Nitrate Nitrogen Total	<0.12	mg/L	0.12	0.40	1			7/14/2021 15:59	TMG	EPA 9056A
Total Sulfate	2.5	mg/L	0.80	2.5	1			7/14/2021 15:59	TMG	EPA 9056A
Total Organic Carbon	7.1	mg/L	0.4	1.3	1			7/16/2021 15:08	KMT	EPA 9060A
Metals Results										
Dissolved Iron	1880	ug/L	36	120	1			7/19/2021 14:37	NAH	EPA 6010C
Dissolved Manganese	1540	ug/L	1.4	5.0	1			7/19/2021 14:37	NAH	EPA 6010C
Dissolved Mercury	<0.020	ug/L	0.020	0.080	1		7/21/2021 14:15	7/22/2021 11:19	MDS	EPA 7470A
Organic Results										
TPH as Mineral Spirits	16000	ug/L	160	520	5		7/19/2021 10:00	7/23/2021 12:54	AJZ	EPA 8015
1,2,4-Trimethylbenzene	620	ug/L	8.0	26	20			7/15/2021 20:13	TMG	WDNR GRO
m & p-Xylene	19	ug/L	1.6	5.6	2			7/16/2021 13:49	TMG	WDNR GRO
Naphthalene	5.9	ug/L	1.8	5.8	2	Y		7/16/2021 13:49	TMG	WDNR GRO
o-Xylene	85	ug/L	0.8	2.8	2			7/16/2021 13:49	TMG	WDNR GRO
2,3,4,6-Tetrachlorophenol	<3.0	ug/L	21	110	10	Q	7/20/2021 13:00	7/21/2021 15:04	JJY	EPA 8270D
2,4,5-Trichlorophenol	<3.0	ug/L	20	110	10		7/20/2021 13:00	7/21/2021 15:04	JJY	EPA 8270D
2,4,6-Trichlorophenol	<3.0	ug/L	18	110	10		7/20/2021 13:00	7/21/2021 15:04	JJY	EPA 8270D
2,4-Dichlorophenol	<3.0	ug/L	14	110	10		7/20/2021 13:00	7/21/2021 15:04	JJY	EPA 8270D
2,4-Dimethylphenol	<3.0	ug/L	17	110	10		7/20/2021 13:00	7/21/2021 15:04	JJY	EPA 8270D
2,4-Dinitrophenol	<3.0	ug/L	35	120	10		7/20/2021 13:00	7/21/2021 15:04	JJY	EPA 8270D
2,6-Dichlorophenol	<3.0	ug/L	18	110	10		7/20/2021 13:00	7/21/2021 15:04	JJY	EPA 8270D
2-Chlorophenol	<3.0	ug/L	15	110	10		7/20/2021 13:00	7/21/2021 15:04	JJY	EPA 8270D
2-Methylphenol	<3.0	ug/L	16	110	10		7/20/2021 13:00	7/21/2021 15:04	JJY	EPA 8270D

CT LAB Sample#: 1025846 Sample Description: W3A Sampled: 7/13/2021 12:00

Analyte	Result	Units	LOD	LOQ	Dilution	Qualifier	Prep Date/Time	Analysis Date/Time	Analyst	Method
2-Nitrophenol	<3.0	ug/L	14	110	10		7/20/2021 13:00	7/21/2021 15:04	JJY	EPA 8270D
3 & 4-Methylphenol	<3.0	ug/L	36	190	10		7/20/2021 13:00	7/21/2021 15:04	JJY	EPA 8270D
4,6-Dinitro-2-methylphenol	<3.0	ug/L	14	110	10		7/20/2021 13:00	7/21/2021 15:04	JJY	EPA 8270D
4-Chloro-3-methylphenol	<3.0	ug/L	14	110	10		7/20/2021 13:00	7/21/2021 15:04	JJY	EPA 8270D
4-Nitrophenol	<3.0	ug/L	21	110	10		7/20/2021 13:00	7/21/2021 15:04	JJY	EPA 8270D
Pentachlorophenol	210	ug/L	17	110	10		7/20/2021 13:00	7/21/2021 15:04	JJY	EPA 8270D
Phenol	<3.0	ug/L	21	110	10		7/20/2021 13:00	7/21/2021 15:04	JJY	EPA 8270D

CT LAB Sample#: 1025849 Sample Description: TRIP BLANK 05 Sampled: 7/13/2021 08:00

Analyte	Result	Units	LOD	LOQ	Dilution	Qualifier	Prep Date/Time	Analysis Date/Time	Analyst	Method
Organic Results										
1,2,4-Trimethylbenzene	<0.4	ug/L	0.4	1.3	1			7/15/2021 14:31	TMG	WDNR GRO
m & p-Xylene	<0.8	ug/L	0.8	2.8	1			7/15/2021 14:31	TMG	WDNR GRO
Naphthalene	<0.9	ug/L	0.9	2.9	1	Y		7/15/2021 14:31	TMG	WDNR GRO
o-Xylene	<0.4	ug/L	0.4	1.4	1			7/15/2021 14:31	TMG	WDNR GRO

CT LAB Sample#: 1025850 Sample Description: W3A DUP Sampled: 7/13/2021 12:00

Analyte	Result	Units	LOD	LOQ	Dilution	Qualifier	Prep Date/Time	Analysis Date/Time	Analyst	Method
Inorganic Results										
Nitrate Nitrogen Total	<0.12	mg/L	0.12	0.40	1			7/14/2021 16:17	TMG	EPA 9056A
Total Sulfate	2.0	mg/L	0.80 *	2.5	1			7/14/2021 16:17	TMG	EPA 9056A
Total Organic Carbon	6.9	mg/L	0.4	1.3	1			7/16/2021 15:19	KMT	EPA 9060A

Unless specifically stated to the contrary, soil/sediment/sludge sample results/LOD/LOQ/RLs were reported on a Dry Weight Basis

CT LAB Sample#: 1025850

Sample Description: W3A DUP

Sampled: 7/13/2021 12:00

Analyte	Result	Units	LOD	LOQ	Dilution	Qualifier	Prep Date/Time	Analysis Date/Time	Analyst	Method
Metals Results										
Dissolved Iron	2070	ug/L	36	120	1			7/19/2021 14:45	NAH	EPA 6010C
Dissolved Manganese	1730	ug/L	1.4	5.0	1			7/19/2021 14:45	NAH	EPA 6010C
Dissolved Mercury	<0.020	ug/L	0.020	0.080	1		7/21/2021 14:15	7/22/2021 11:22	MDS	EPA 7470A
Organic Results										
TPH as Mineral Spirits	23000	ug/L	160	530	5		7/19/2021 10:00	7/23/2021 13:31	AJZ	EPA 8015
1,2,4-Trimethylbenzene	700	ug/L	8.0	26	20			7/15/2021 20:47	TMG	WDNR GRO
m & p-Xylene	23	ug/L	1.6	5.6	2			7/16/2021 14:23	TMG	WDNR GRO
Naphthalene	6.2	ug/L	1.8	5.8	2	Y		7/16/2021 14:23	TMG	WDNR GRO
o-Xylene	96	ug/L	8.0	28	20			7/15/2021 20:47	TMG	WDNR GRO
2,3,4,6-Tetrachlorophenol	30	ug/L	20 *	99	10	Q	7/20/2021 13:00	7/21/2021 15:27	JJY	EPA 8270D
2,4,5-Trichlorophenol	<3.0	ug/L	19	99	10		7/20/2021 13:00	7/21/2021 15:27	JJY	EPA 8270D
2,4,6-Trichlorophenol	<3.0	ug/L	17	99	10		7/20/2021 13:00	7/21/2021 15:27	JJY	EPA 8270D
2,4-Dichlorophenol	<3.0	ug/L	13	99	10		7/20/2021 13:00	7/21/2021 15:27	JJY	EPA 8270D
2,4-Dimethylphenol	<3.0	ug/L	16	99	10		7/20/2021 13:00	7/21/2021 15:27	JJY	EPA 8270D
2,4-Dinitrophenol	<3.0	ug/L	33	110	10		7/20/2021 13:00	7/21/2021 15:27	JJY	EPA 8270D
2,6-Dichlorophenol	<3.0	ug/L	17	99	10		7/20/2021 13:00	7/21/2021 15:27	JJY	EPA 8270D
2-Chlorophenol	<3.0	ug/L	14	99	10		7/20/2021 13:00	7/21/2021 15:27	JJY	EPA 8270D
2-Methylphenol	<3.0	ug/L	15	99	10		7/20/2021 13:00	7/21/2021 15:27	JJY	EPA 8270D
2-Nitrophenol	<3.0	ug/L	13	99	10		7/20/2021 13:00	7/21/2021 15:27	JJY	EPA 8270D
3 & 4-Methylphenol	<3.0	ug/L	34	180	10		7/20/2021 13:00	7/21/2021 15:27	JJY	EPA 8270D
4,6-Dinitro-2-methylphenol	<3.0	ug/L	13	99	10		7/20/2021 13:00	7/21/2021 15:27	JJY	EPA 8270D
4-Chloro-3-methylphenol	<3.0	ug/L	13	99	10		7/20/2021 13:00	7/21/2021 15:27	JJY	EPA 8270D
4-Nitrophenol	<3.0	ug/L	20	99	10		7/20/2021 13:00	7/21/2021 15:27	JJY	EPA 8270D

CT LAB Sample#: 1025850	Sample Description: W3A DUP	Sampled: 7/13/2021 12:00
-------------------------	-----------------------------	--------------------------

Analyte	Result	Units	LOD	LOQ	Dilution	Qualifier	Prep Date/Time	Analysis Date/Time	Analyst	Method
Pentachlorophenol	400	ug/L	16	99	10		7/20/2021 13:00	7/21/2021 15:27	JJY	EPA 8270D
Phenol	<3.0	ug/L	20	99	10		7/20/2021 13:00	7/21/2021 15:27	JJY	EPA 8270D

CT LAB Sample#: 1025851	Sample Description: W22	Sampled: 7/13/2021 13:20
-------------------------	-------------------------	--------------------------

Analyte	Result	Units	LOD	LOQ	Dilution	Qualifier	Prep Date/Time	Analysis Date/Time	Analyst	Method
---------	--------	-------	-----	-----	----------	-----------	----------------	--------------------	---------	--------

Inorganic Results

Nitrate Nitrogen Total	1.9	mg/L	0.12	0.40	1			7/14/2021 16:35	TMG	EPA 9056A
Total Sulfate	10	mg/L	0.80	2.5	1			7/14/2021 16:35	TMG	EPA 9056A
Total Organic Carbon	8.1	mg/L	0.4	1.3	1			7/16/2021 15:31	KMT	EPA 9060A

Metals Results

Dissolved Iron	573	ug/L	36	120	1			7/19/2021 15:15	NAH	EPA 6010C
Dissolved Manganese	1620	ug/L	1.4	5.0	1			7/19/2021 15:15	NAH	EPA 6010C
Dissolved Mercury	0.023	ug/L	0.020 *	0.080	1		7/21/2021 14:15	7/22/2021 11:26	MDS	EPA 7470A

Organic Results

TPH as Mineral Spirits	1400	ug/L	34	110	1		7/19/2021 10:00	7/22/2021 12:27	AJZ	EPA 8015
1,2,4-Trimethylbenzene	230	ug/L	2.0	6.5	5			7/15/2021 16:48	TMG	WDNR GRO
m & p-Xylene	11	ug/L	4.0 *	14	5			7/15/2021 16:48	TMG	WDNR GRO
Naphthalene	8.8	ug/L	4.5 *	15	5	Y		7/15/2021 16:48	TMG	WDNR GRO
o-Xylene	71	ug/L	2.0	7.0	5			7/15/2021 16:48	TMG	WDNR GRO
2,3,4,6-Tetrachlorophenol	210	ug/L	190 *	950	100	Q	7/20/2021 13:00	7/21/2021 15:50	JJY	EPA 8270D
2,4,5-Trichlorophenol	<3.0	ug/L	180	950	100		7/20/2021 13:00	7/21/2021 15:50	JJY	EPA 8270D
2,4,6-Trichlorophenol	<3.0	ug/L	160	950	100		7/20/2021 13:00	7/21/2021 15:50	JJY	EPA 8270D

CT LAB Sample#: 1025851 Sample Description: W22

Sampled: 7/13/2021 13:20

Analyte	Result	Units	LOD	LOQ	Dilution	Qualifier	Prep Date/Time	Analysis Date/Time	Analyst	Method
2,4-Dichlorophenol	<3.0	ug/L	120	950	100		7/20/2021 13:00	7/21/2021 15:50	JJY	EPA 8270D
2,4-Dimethylphenol	<3.0	ug/L	150	950	100		7/20/2021 13:00	7/21/2021 15:50	JJY	EPA 8270D
2,4-Dinitrophenol	<3.0	ug/L	310	1000	100		7/20/2021 13:00	7/21/2021 15:50	JJY	EPA 8270D
2,6-Dichlorophenol	<3.0	ug/L	160	950	100		7/20/2021 13:00	7/21/2021 15:50	JJY	EPA 8270D
2-Chlorophenol	<3.0	ug/L	130	950	100		7/20/2021 13:00	7/21/2021 15:50	JJY	EPA 8270D
2-Methylphenol	<3.0	ug/L	140	950	100		7/20/2021 13:00	7/21/2021 15:50	JJY	EPA 8270D
2-Nitrophenol	<3.0	ug/L	120	950	100		7/20/2021 13:00	7/21/2021 15:50	JJY	EPA 8270D
3 & 4-Methylphenol	<3.0	ug/L	320	1700	100		7/20/2021 13:00	7/21/2021 15:50	JJY	EPA 8270D
4,6-Dinitro-2-methylphenol	<3.0	ug/L	120	950	100		7/20/2021 13:00	7/21/2021 15:50	JJY	EPA 8270D
4-Chloro-3-methylphenol	<3.0	ug/L	120	950	100		7/20/2021 13:00	7/21/2021 15:50	JJY	EPA 8270D
4-Nitrophenol	<3.0	ug/L	190	950	100		7/20/2021 13:00	7/21/2021 15:50	JJY	EPA 8270D
Pentachlorophenol	2600	ug/L	150	950	100		7/20/2021 13:00	7/21/2021 15:50	JJY	EPA 8270D
Phenol	<3.0	ug/L	190	950	100		7/20/2021 13:00	7/21/2021 15:50	JJY	EPA 8270D

CT LAB Sample#: 1025852 Sample Description: BLANK 01

Sampled: 7/13/2021

Analyte	Result	Units	LOD	LOQ	Dilution	Qualifier	Prep Date/Time	Analysis Date/Time	Analyst	Method
Inorganic Results										
Nitrate Nitrogen Total	<0.12	mg/L	0.12	0.40	1			7/14/2021 17:29	TMG	EPA 9056A
Total Sulfate	<0.80	mg/L	0.80	2.5	1			7/14/2021 17:29	TMG	EPA 9056A
Total Organic Carbon	0.86	mg/L	0.4 *	1.3	1			7/16/2021 15:42	KMT	EPA 9060A
Metals Results										
Dissolved Iron	<36	ug/L	36	120	1			7/19/2021 15:23	NAH	EPA 6010C
Dissolved Manganese	<1.4	ug/L	1.4	5.0	1			7/19/2021 15:23	NAH	EPA 6010C

CT LAB Sample#: 1025852 Sample Description: BLANK 01

Sampled: 7/13/2021

Analyte	Result	Units	LOD	LOQ	Dilution	Qualifier	Prep Date/Time	Analysis Date/Time	Analyst	Method
Dissolved Mercury	<0.020	ug/L	0.020	0.080	1		7/21/2021 14:15	7/22/2021 11:29	MDS	EPA 7470A
Organic Results										
TPH as Mineral Spirits	<32	ug/L	32	110	1		7/19/2021 10:00	7/22/2021 13:02	AJZ	EPA 8015
1,2,4-Trimethylbenzene	<0.4	ug/L	0.4	1.3	1			7/15/2021 15:05	TMG	WDNR GRO
m & p-Xylene	<0.8	ug/L	0.8	2.8	1			7/15/2021 15:05	TMG	WDNR GRO
Naphthalene	<0.9	ug/L	0.9	2.9	1	Y		7/15/2021 15:05	TMG	WDNR GRO
o-Xylene	<0.4	ug/L	0.4	1.4	1			7/15/2021 15:05	TMG	WDNR GRO
2,3,4,6-Tetrachlorophenol	<3.0	ug/L	1.9	9.7	1	Q	7/20/2021 13:00	7/20/2021 20:58	JJY	EPA 8270D
2,4,5-Trichlorophenol	<3.0	ug/L	1.8	9.7	1		7/20/2021 13:00	7/20/2021 20:58	JJY	EPA 8270D
2,4,6-Trichlorophenol	<3.0	ug/L	1.7	9.7	1		7/20/2021 13:00	7/20/2021 20:58	JJY	EPA 8270D
2,4-Dichlorophenol	<3.0	ug/L	1.3	9.7	1		7/20/2021 13:00	7/20/2021 20:58	JJY	EPA 8270D
2,4-Dimethylphenol	<3.0	ug/L	1.6	9.7	1		7/20/2021 13:00	7/20/2021 20:58	JJY	EPA 8270D
2,4-Dinitrophenol	<3.0	ug/L	3.2	11	1		7/20/2021 13:00	7/20/2021 20:58	JJY	EPA 8270D
2,6-Dichlorophenol	<3.0	ug/L	1.7	9.7	1		7/20/2021 13:00	7/20/2021 20:58	JJY	EPA 8270D
2-Chlorophenol	<3.0	ug/L	1.4	9.7	1		7/20/2021 13:00	7/20/2021 20:58	JJY	EPA 8270D
2-Methylphenol	<3.0	ug/L	1.5	9.7	1		7/20/2021 13:00	7/20/2021 20:58	JJY	EPA 8270D
2-Nitrophenol	<3.0	ug/L	1.3	9.7	1		7/20/2021 13:00	7/20/2021 20:58	JJY	EPA 8270D
3 & 4-Methylphenol	<3.0	ug/L	3.3	17	1		7/20/2021 13:00	7/20/2021 20:58	JJY	EPA 8270D
4,6-Dinitro-2-methylphenol	<3.0	ug/L	1.3	9.7	1		7/20/2021 13:00	7/20/2021 20:58	JJY	EPA 8270D
4-Chloro-3-methylphenol	<3.0	ug/L	1.3	9.7	1		7/20/2021 13:00	7/20/2021 20:58	JJY	EPA 8270D
4-Nitrophenol	<3.0	ug/L	1.9	9.7	1		7/20/2021 13:00	7/20/2021 20:58	JJY	EPA 8270D
Pentachlorophenol	<3.0	ug/L	1.6	9.7	1		7/20/2021 13:00	7/20/2021 20:58	JJY	EPA 8270D
Phenol	<3.0	ug/L	1.9	9.7	1		7/20/2021 13:00	7/20/2021 20:58	JJY	EPA 8270D

Notes: * Indicates a value in between the LOD (limit of detection) and the LOQ (limit of quantitation). All LOD/LOQs are adjusted to reflect dilution and also any differences in the sample weight / volume as compared to standard amounts.

All samples were received intact and properly preserved unless otherwise noted. The results reported relate only to the samples tested. This report shall not be reproduced, except in full, without written approval of this laboratory. The Chain of Custody is attached.

Submitted by: **Brett M. Szymanski**
 Project Manager
 608-356-2760

QC Qualifiers

<u>Code</u>	<u>Description</u>
B	Analyte detected in the associated Method Blank.
C	Toxicity present in BOD sample.
D	Diluted Out.
E	Safe, No Total Coliform detected.
F	Unsafe, Total Coliform detected, no E. Coli detected.
G	Unsafe, Total Coliform detected and E. Coli detected.
H	Holding time exceeded.
I	Incubator temperature was outside acceptance limits during test period.
J	Estimated value.
L	Significant peaks were detected outside the chromatographic window.
M	Matrix spike and/or Matrix Spike Duplicate recovery outside acceptance limits.
N	Insufficient BOD oxygen depletion.
O	Complete BOD oxygen depletion.
P	Concentration of analyte differs more than 40% between primary and confirmation analysis.
Q	Laboratory Control Sample outside acceptance limits.
R	See Narrative at end of report.
S	Surrogate standard recovery outside acceptance limits due to apparent matrix effects.
T	Sample received with improper preservation or temperature.
U	Analyte concentration was below detection limit.
V	Raised Quantitation or Reporting Limit due to limited sample amount or dilution for matrix background interference.
W	Sample amount received was below program minimum.
X	Analyte exceeded calibration range.
Y	Replicate/Duplicate precision outside acceptance limits.
Z	Specified calibration criteria was not met.

Current CT Laboratories Certifications

Wisconsin (WDNR) Chemistry ID# 157066030
 Wisconsin (DATCP) Bacteriology ID# 289
 Louisiana NELAP (primary) ID# ACC20190002
 Illinois NELAP Lab ID# 200073
 Kansas NELAP Lab ID# E-10368
 Virginia NELAP Lab ID# 460203
 ISO/IEC 17025-2005 A2LA Cert # 3806.01
 DoD-ELAP A2LA 3806.01
 GA EPD Stipulation ID ACC20190002

Company Name: TRC
 Project Contact: Bruce Iverson
 Telephone: 608-826-3644
 Project Name: Wauleco
 Project Number: 189597.0010
 Project Location: Wausau, WI
 Sampled By: Tom Dushek



Folder #: 163103
 Company: TRC ENVIRONMENTAL
 Project: WAULECO
 Logged By: erc PM: BMS

1230 Lange Court, Baraboo, WI 53913
 608-356-2760 Tel. Fx 608-356-2766
 www.ctlaboratories.com

Mail Report To: Bruce Iverson
 Company: TRC
 Address: 708 Heartland Trail
 City/State/Zip: Madison, WI 53717

Invoice To: Accounts Payable
 Company: TRC
 Address:
 City/State/Zip:
 PO No. 161494

Ice Present Yes No

Temperature 65.3/65.8
 Initials ERC

Date 7/14/21 Time 9:30

Cooler # B247, 6206, 6208, 6270

Contract No.

Regulatory Program:
 UST RCRA SDWA NPDES
 Solid Waste Other

Turnaround Time

Normal RUSH* Date Needed _____

*Notify Lab prior to sending in RUSH
 Surcharges 24 hr 200% 2-3 days 100% 4-9 days 50%
 Surcharges subject to change without notice.

Landfill License Number

Collection Date	Time	Field Screen	Field ID	Grab/Comp	Sample ID Description	Filt'd Y/N
-----------------	------	--------------	----------	-----------	-----------------------	------------

7/13/21	0710			G	W11	N
	0750				W6R	
	0835				W2	
	0835				W2 Dup	
	1000				W10A	
	1000				W10A Dup	
	1100				W41	
	1200				W3A	
↓	0800			↓	Trip Blank 05	↓

WDNR Well ID #	**Matrix:	Phenols (8270)	TPH	VOC s (8020)	Diss. Hg	Nitrate	Sulfate	TOC	Diss. Fe, Mn	Total No of Containers	Total No of Cont. Rec'd	Preservation*
	GW	2	1	3	1	1	✓	1	✓	9		
		2	1	3	1	1	✓	1	✓	9		
		2	1	3	1	1				8		
		2	1	3	1	1				8		
		2	1	3	1	1	✓	1	✓	9		
		2	1	3	1	1	✓	1	✓	9		
		2	1	3	1	1	✓	1	✓	9		
		2	1	3	1	1	✓	1	✓	9		
		2	1	3	1	1	✓	1	✓	9		
		1								1		
		A	A	B	D	A	A	C	D			

Client Special Instructions:
 VOC's - Report only Naphthalene, xylenes, 1,2,4-trimethylbenzene. Metals are filtered.

Lab ID #

1025838
 40
 41
 42
 43
 44
 45
 46
 49

Relinquished By: J. J. Dushek Date/Time: 7/13/21 1530
 Received by: ERC Date/Time: 7/14/21 1020

**Matrix
 S-Soil A-Air Slg-Sludge M-Misc Waste
 GW-Groundwater SW-Surface Water
 WW-Wastewater DW-Drinking Water

* Preservation Code
 A=None B=HCL
 C=H2SO4 D=HNO3
 E=Encore F=Methanol
 G=NaOH
 O=Other _____

Cooler Receipt Form

Ice Present YES NO
Observed Temperature 22
Actual Temperature 27
IR Gun # 27
Initials ERC
Date 7/13/21 Time 9:30
Cooler #: 6287

CUSTODY SEAL

DATE 7-13-21
SIGNATURE T. J. Dushek

QEC
Quality-Environmental Containers
800-255-3950 • www.qecusa.com

CUSTODY SEAL

DATE 7-13-21
SIGNATURE T. J. Dushek

QEC
Quality-Environmental Containers
800-255-3950 • www.qecusa.com

TOM DUSHEK TRC ENVIRONMENTAL 125 ROSECRANS STREET WAUSAU WI 54401	50 LBS	1 OF 1
RS		
SHIP TO: SHIPPING DEPT 6083562760 CT LABS 1230 LANGE CT BARABOO WI 53913		
	WI 539 0-10	
		
UPS GROUND		
TRACKING #: 1Z 1A3 77E 90 4652 2790		
		
BILLING: P/P DESC: Environmental Samples RETURN SERVICE		
		

Cooler Receipt Form

Ice Present YES NO
Observed Temperature 2.8
Actual Temperature 3.3
IR Gun # 27
Initials dlc
Date 9/14/21 Time 9:36
Cooler #: 6206

GUSTODY SEAL

DATE 7-13-21
SIGNATURE T J Dushek

QEC
Quality Environmental Containers
800-255-3950 • www.qecusa.com

GUSTODY SEAL

DATE 7-13-21
SIGNATURE T J Dushek

QEC
Quality Environmental Containers
800-255-3950 • www.qecusa.com

TOM DUSHEK
TRC ENVIRONMENTAL
125 ROSECRANS STREET
WAUSAU WI 54401

50 LBS
RS


1 OF 1

SHIP TO:
SHIPPING DEPT
6083562760
CT LABS
1230 LANGE CT
BARABOO WI 53913


WI 539 0-10



UPS GROUND
TRACKING #: 1Z 1A3 77E 90 4681 7409



BILLING: P/P
DESC: Environmental Samples
RETURN SERVICE



Cooler Receipt Form

Ice Present YES NO
Observed Temperature 2.4
Actual Temperature 2.9
IR Gun # 27
Initials EDC
Date 7/11/21 Time 9:30
Cooler #: 6208

CUSTODY SEAL
DATE 7-13-21
SIGNATURE TJ Dushek
QEC
Quality Environmental Containers
800-255-3950 • www.qecusa.com

CUSTODY SEAL
DATE 7-13-21
SIGNATURE TJ Dushek
QEC
Quality Environmental Containers
800-255-3950 • www.qecusa.com

TOM DUSHEK
TRC ENVIRONMENTAL
125 ROSECRANS STREET
WAUSAU WI 54401

50 LBS

1 OF 1

RS

SHIP TO:
SHIPPING DEPT
6083562760
CT LABS
1230 LANGE CT
BARABOO WI 53913



WI 539 0-10



UPS GROUND

TRACKING #: 1Z 1A3 77E 90 4739 6372



BILLING: P/P
DESC: Environmental Samples
RETURN SERVICE







Cooler Receipt Form

Ice Present YES NO
Observed Temperature 5.2
Actual Temperature 5.7
IR Gun # 27 27
Initials ERL
Date 7/14/24 Time 9:30
Cooler #: 6570

CUSTODY SEAL
DATE 7-13-21
SIGNATURE T. J. Dushek
QEC
Quality Environmental Containers
800-255-3950 • www.qecusa.com

CUSTODY SEAL
DATE 7-13-21
SIGNATURE T. J. Dushek
QEC
Quality Environmental Containers
800-255-3950 • www.qecusa.com

TOM DUSHEK TRC ENVIRONMENTAL 125 ROSECRANS STREET WAUSAU WI 54401		50 LBS	1 OF 1
SHIP TO: SHIPPING DEPT 6083562760 CT LABS 1230 LANGE CT BARABOO WI 53913		RS	
	WI 539 0-10 		
UPS GROUND TRACKING #: 1Z 1A3 77E 90 4806 7789			
			
BILLING: P/P DESC: Environmental Samples RETURN SERVICE			
			

ANALYTICAL REPORT

TRC ENVIRONMENTAL
 BRUCE IVERSON
 708 HEARTLAND TRAIL
 MADISON, WI 53717

Project Name: WAULECO
 Project Phase: WAUSAU, WI
 Contract #: 2399
 Project #: 189597.0010
 Folder #: 163147
 Purchase Order #: 161494

Page 1 of 5
 Arrival Temperature: 3.9
 Report Date: 8/2/2021
 Date Received: 7/15/2021
 Reprint Date: 8/2/2021

CT LAB Sample#: 1026072	Sample Description: W44	Sampled: 7/14/2021 08:15
-------------------------	-------------------------	--------------------------

Analyte	Result	Units	LOD	LOQ	Dilution	Qualifier	Prep Date/Time	Analysis Date/Time	Analyst	Method
Organic Results										
Pentachlorophenol	5000	ug/L	300	1900	200		7/20/2021 13:00	7/21/2021 17:20	JJY	EPA 8270D

CT LAB Sample#: 1026073	Sample Description: W33	Sampled: 7/14/2021 09:00
-------------------------	-------------------------	--------------------------

Analyte	Result	Units	LOD	LOQ	Dilution	Qualifier	Prep Date/Time	Analysis Date/Time	Analyst	Method
Inorganic Results										
Nitrate Nitrogen Total	0.67	mg/L	0.12	0.40	1			7/15/2021 14:22	TMG	EPA 9056A
Total Sulfate	6.0	mg/L	0.80	2.5	1			7/15/2021 14:22	TMG	EPA 9056A
Total Organic Carbon	<0.4	mg/L	0.4	1.3	1			7/16/2021 16:00	KMT	EPA 9060A
Metals Results										
Dissolved Iron	187	ug/L	36	120	1			7/19/2021 11:58	NAH	EPA 6010C
Dissolved Manganese	1130	ug/L	1.4	5.0	1			7/19/2021 11:58	NAH	EPA 6010C
Dissolved Mercury	0.022	ug/L	0.020 *	0.080	1		7/21/2021 14:15	7/22/2021 11:32	MDS	EPA 7470A

Organic Results

Unless specifically stated to the contrary, soil/sediment/sludge sample results/LOD/LOQ/RLs were reported on a Dry Weight Basis

CT LAB Sample#: 1026073

Sample Description: W33

Sampled: 7/14/2021 09:00

Analyte	Result	Units	LOD	LOQ	Dilution	Qualifier	Prep Date/Time	Analysis Date/Time	Analyst	Method
TPH as Mineral Spirits	2900	ug/L	32	110	1		7/19/2021 10:00	7/22/2021 13:38	AJZ	EPA 8015
1,2,4-Trimethylbenzene	48	ug/L	0.4	1.3	1			7/23/2021 17:39	TMG	WDNR GRO
m & p-Xylene	2.1	ug/L	0.8 *	2.8	1			7/23/2021 17:39	TMG	WDNR GRO
Naphthalene	2.3	ug/L	0.9 *	2.9	1			7/23/2021 17:39	TMG	WDNR GRO
o-Xylene	18	ug/L	0.4	1.4	1			7/23/2021 17:39	TMG	WDNR GRO
2,3,4,6-Tetrachlorophenol	43	ug/L	19 *	93	10	Q	7/20/2021 13:00	7/21/2021 16:35	JJY	EPA 8270D
2,4,5-Trichlorophenol	<3.0	ug/L	18	93	10		7/20/2021 13:00	7/21/2021 16:35	JJY	EPA 8270D
2,4,6-Trichlorophenol	<3.0	ug/L	16	93	10		7/20/2021 13:00	7/21/2021 16:35	JJY	EPA 8270D
2,4-Dichlorophenol	<3.0	ug/L	12	93	10		7/20/2021 13:00	7/21/2021 16:35	JJY	EPA 8270D
2,4-Dimethylphenol	<3.0	ug/L	15	93	10		7/20/2021 13:00	7/21/2021 16:35	JJY	EPA 8270D
2,4-Dinitrophenol	<3.0	ug/L	31	100	10		7/20/2021 13:00	7/21/2021 16:35	JJY	EPA 8270D
2,6-Dichlorophenol	<3.0	ug/L	16	93	10		7/20/2021 13:00	7/21/2021 16:35	JJY	EPA 8270D
2-Chlorophenol	<3.0	ug/L	13	93	10		7/20/2021 13:00	7/21/2021 16:35	JJY	EPA 8270D
2-Methylphenol	<3.0	ug/L	14	93	10		7/20/2021 13:00	7/21/2021 16:35	JJY	EPA 8270D
2-Nitrophenol	<3.0	ug/L	12	93	10		7/20/2021 13:00	7/21/2021 16:35	JJY	EPA 8270D
3 & 4-Methylphenol	<3.0	ug/L	32	170	10		7/20/2021 13:00	7/21/2021 16:35	JJY	EPA 8270D
4,6-Dinitro-2-methylphenol	<3.0	ug/L	12	93	10		7/20/2021 13:00	7/21/2021 16:35	JJY	EPA 8270D
4-Chloro-3-methylphenol	<3.0	ug/L	12	93	10		7/20/2021 13:00	7/21/2021 16:35	JJY	EPA 8270D
4-Nitrophenol	<3.0	ug/L	19	93	10		7/20/2021 13:00	7/21/2021 16:35	JJY	EPA 8270D
Pentachlorophenol	340	ug/L	15	93	10		7/20/2021 13:00	7/21/2021 16:35	JJY	EPA 8270D
Phenol	<3.0	ug/L	19	93	10		7/20/2021 13:00	7/21/2021 16:35	JJY	EPA 8270D

CT LAB Sample#: 1026075

Sample Description: W40R

Sampled: 7/14/2021 10:00

Analyte	Result	Units	LOD	LOQ	Dilution	Qualifier	Prep Date/Time	Analysis Date/Time	Analyst	Method
Inorganic Results										
Nitrate Nitrogen Total	<0.12	mg/L	0.12	0.40	1			7/15/2021 15:34	TMG	EPA 9056A
Total Sulfate	5.9	mg/L	0.80	2.5	1			7/15/2021 15:34	TMG	EPA 9056A
Total Organic Carbon	10	mg/L	0.4	1.3	1			7/16/2021 16:17	KMT	EPA 9060A
Metals Results										
Dissolved Iron	1430	ug/L	36	120	1			7/19/2021 12:21	NAH	EPA 6010C
Dissolved Manganese	4000	ug/L	1.4	5.0	1			7/19/2021 12:21	NAH	EPA 6010C
Dissolved Mercury	0.021	ug/L	0.020 *	0.080	1		7/21/2021 14:15	7/22/2021 11:35	MDS	EPA 7470A
Organic Results										
TPH as Mineral Spirits	18000	ug/L	160	520	5		7/19/2021 10:00	7/23/2021 14:07	AJZ	EPA 8015
1,2,4-Trimethylbenzene	510	ug/L	8.0	26	20			7/23/2021 18:13	TMG	WDNR GRO
m & p-Xylene	21	ug/L	16 *	56	20			7/23/2021 18:13	TMG	WDNR GRO
Naphthalene	53	ug/L	18 *	58	20			7/23/2021 18:13	TMG	WDNR GRO
o-Xylene	82	ug/L	8.0	28	20			7/23/2021 18:13	TMG	WDNR GRO
2,3,4,6-Tetrachlorophenol	280	ug/L	190 *	960	100	Q	7/20/2021 13:00	7/21/2021 16:58	JJY	EPA 8270D
2,4,5-Trichlorophenol	<3.0	ug/L	180	960	100		7/20/2021 13:00	7/21/2021 16:58	JJY	EPA 8270D
2,4,6-Trichlorophenol	<3.0	ug/L	160	960	100		7/20/2021 13:00	7/21/2021 16:58	JJY	EPA 8270D
2,4-Dichlorophenol	<3.0	ug/L	130	960	100		7/20/2021 13:00	7/21/2021 16:58	JJY	EPA 8270D
2,4-Dimethylphenol	<3.0	ug/L	150	960	100		7/20/2021 13:00	7/21/2021 16:58	JJY	EPA 8270D
2,4-Dinitrophenol	<3.0	ug/L	320	1100	100		7/20/2021 13:00	7/21/2021 16:58	JJY	EPA 8270D
2,6-Dichlorophenol	<3.0	ug/L	160	960	100		7/20/2021 13:00	7/21/2021 16:58	JJY	EPA 8270D
2-Chlorophenol	<3.0	ug/L	130	960	100		7/20/2021 13:00	7/21/2021 16:58	JJY	EPA 8270D
2-Methylphenol	<3.0	ug/L	140	960	100		7/20/2021 13:00	7/21/2021 16:58	JJY	EPA 8270D

CT LAB Sample#: 1026075 Sample Description: W40R Sampled: 7/14/2021 10:00

Analyte	Result	Units	LOD	LOQ	Dilution	Qualifier	Prep Date/Time	Analysis Date/Time	Analyst	Method
2-Nitrophenol	<3.0	ug/L	130	960	100		7/20/2021 13:00	7/21/2021 16:58	JJY	EPA 8270D
3 & 4-Methylphenol	<3.0	ug/L	330	1700	100		7/20/2021 13:00	7/21/2021 16:58	JJY	EPA 8270D
4,6-Dinitro-2-methylphenol	<3.0	ug/L	130	960	100		7/20/2021 13:00	7/21/2021 16:58	JJY	EPA 8270D
4-Chloro-3-methylphenol	<3.0	ug/L	130	960	100		7/20/2021 13:00	7/21/2021 16:58	JJY	EPA 8270D
4-Nitrophenol	<3.0	ug/L	190	960	100		7/20/2021 13:00	7/21/2021 16:58	JJY	EPA 8270D
Pentachlorophenol	3200	ug/L	150	960	100		7/20/2021 13:00	7/21/2021 16:58	JJY	EPA 8270D
Phenol	<3.0	ug/L	190	960	100		7/20/2021 13:00	7/21/2021 16:58	JJY	EPA 8270D

CT LAB Sample#: 1026076 Sample Description: TRIP BLANK 06 Sampled: 7/14/2021 08:30

Analyte	Result	Units	LOD	LOQ	Dilution	Qualifier	Prep Date/Time	Analysis Date/Time	Analyst	Method
Organic Results										
1,2,4-Trimethylbenzene	<0.4	ug/L	0.4	1.3	1			7/23/2021 14:12	TMG	WDNR GRO
m & p-Xylene	<0.8	ug/L	0.8	2.8	1			7/23/2021 14:12	TMG	WDNR GRO
Naphthalene	<0.9	ug/L	0.9	2.9	1			7/23/2021 14:12	TMG	WDNR GRO
o-Xylene	<0.4	ug/L	0.4	1.4	1			7/23/2021 14:12	TMG	WDNR GRO

Notes: * Indicates a value in between the LOD (limit of detection) and the LOQ (limit of quantitation). All LOD/LOQs are adjusted to reflect dilution and also any differences in the sample weight / volume as compared to standard amounts.

All samples were received intact and properly preserved unless otherwise noted. The results reported relate only to the samples tested. This report shall not be reproduced, except in full, without written approval of this laboratory. The Chain of Custody is attached.

Submitted by: **Brett M. Szymanski**
 Project Manager
 608-356-2760

QC Qualifiers

<u>Code</u>	<u>Description</u>
B	Analyte detected in the associated Method Blank.
C	Toxicity present in BOD sample.
D	Diluted Out.
E	Safe, No Total Coliform detected.
F	Unsafe, Total Coliform detected, no E. Coli detected.
G	Unsafe, Total Coliform detected and E. Coli detected.
H	Holding time exceeded.
I	Incubator temperature was outside acceptance limits during test period.
J	Estimated value.
L	Significant peaks were detected outside the chromatographic window.
M	Matrix spike and/or Matrix Spike Duplicate recovery outside acceptance limits.
N	Insufficient BOD oxygen depletion.
O	Complete BOD oxygen depletion.
P	Concentration of analyte differs more than 40% between primary and confirmation analysis.
Q	Laboratory Control Sample outside acceptance limits.
R	See Narrative at end of report.
S	Surrogate standard recovery outside acceptance limits due to apparent matrix effects.
T	Sample received with improper preservation or temperature.
U	Analyte concentration was below detection limit.
V	Raised Quantitation or Reporting Limit due to limited sample amount or dilution for matrix background interference.
W	Sample amount received was below program minimum.
X	Analyte exceeded calibration range.
Y	Replicate/Duplicate precision outside acceptance limits.
Z	Specified calibration criteria was not met.

Current CT Laboratories Certifications

Wisconsin (WDNR) Chemistry ID# 157066030
 Wisconsin (DATCP) Bacteriology ID# 289
 Louisiana NELAP (primary) ID# ACC20190002
 Illinois NELAP Lab ID# 200073
 Kansas NELAP Lab ID# E-10368
 Virginia NELAP Lab ID# 460203
 ISO/IEC 17025-2005 A2LA Cert # 3806.01
 DoD-ELAP A2LA 3806.01
 GA EPD Stipulation ID ACC20190002

Company Name: TRC
 Project Contact: Bruce Iverson
 Telephone: 608-826-3644
 Project Name: Wauleco
 Project Number: 189597.0010
 Project Location: Wausau, WI
 Sampled By: Tom Dushek



Mail Report To: Bruce Iverson
 Company: TRC
 Address: 708 Heartland Trail
 City/State/Zip: Madison, WI 53717

Folder #: 163147
 Company: TRC ENVIRONMENTAL
 Project: WAULECO
 Logged By: erc PM: BMS

1230 Lange Court, Baraboo, WI 53913
 608-356-2760 Tel. Fx 608-356-2766
 www.ctlaboratories.com

Invoice To: Accounts Payable
 Company: TRC
 Address:
 City/State/Zip:
 PO No. 161494

Ice Present Yes No

Temperature 3.4/3.9
 Initials ERC

Date 7/15/11 Time 9:33

Cooler # 6556

Contract No.

Regulatory Program:
 UST RCRA SDWA NPDES
 Solid Waste Other _____

Turnaround Time

Normal RUSH* Date Needed _____

*Notify Lab prior to sending in RUSH
 Surcharges 24 hr 200% 2-3 days 100% 4-9 days 50%
 Surcharges subject to change without notice.

Landfill License Number _____

Collection		Field Screen	Field ID	Grab/Comp	Sample ID Description	Filt'd Y/N	WDR Well ID #	**Matrix:	Phenols (8270)	TPH	VOC s (8020)	Diss. Hg	Nitrate	Sulfate	TOC	Diss. Fe, Mn	Total No of Containers	Total No of Cont. Rec'd	Preservation*	Client Special Instructions: VOC's - Report only Naphthalene, xylenes, 1,2,4-trimethylbenzene. Metals are filtered.
Date	Time																			
Fill in Spaces with Bottles per Test																				
7/14/21	0815			G	W44	N		GW	2								2			PCP only For Phenols
	0900				W33				2	1	3	1	1	✓	1	✓	9			
	1000				W40R				2	1	3	1	1	✓	1	✓	9			
	0830			✓	Trip Blank 06	✓					1						1			
									A	A	B	D	A	A	C	D				

1026072
 ↓ 73
 ↓ 75
 ↓ 76

Relinquished By: J.J. Imahake Date/Time: 7/14/21 1530
 Received by: ERC Date/Time: 7/15/21 1018

****Matrix**
 S-Soil A-Air Slg-Sludge M-Misc Waste
 GW-Groundwater SW-Surface Water
 WW-Wastewater DW-Drinking Water

*** Preservation Code**
 A=None B=HCL
 C=H2SO4 D=HNO3
 E=Encore F=Methanol
 G=NaOH
 O=Other _____

Cooler Receipt Form

Ice Present YES NO
Observed Temperature 3.4
Actual Temperature 3.9
IR Gun # 27
Initials ERC
Date 7/15/24 Time 933
Cooler #: 6556

CUSTODY SEAL
DATE 7-14-21
SIGNATURE [Signature]
QEC
Quality Environmental Containers
800-255-3950 • 304-255-3900

CUSTODY SEAL
DATE 7-14-21
SIGNATURE [Signature]
QEC
Quality Environmental Containers
800-255-3950 • 304-255-3900

TOM DUSHEK TRC ENVIRONMENTAL 125 ROSECRANS STREET WAUSAU WI 54401	50 LBS RS	1 OF 1
SHIP TO: SHIPPING DEPT 6083562760 CT LABS 1230 LANGE CT BARABOO WI 53913		
	WI 539 0-10 	
UPS GROUND TRACKING #: 1Z 1A3 77E 90 4829 8833		
		
BILLING: P/P DESC: Environmental Samples RETURN SERVICE		
XOL 21.06.14 NV45 29.0A 07/2021*		

D4

October 2021

ANALYTICAL REPORT

TRC ENVIRONMENTAL
 BRUCE IVERSON
 708 HEARTLAND TRAIL
 MADISON, WI 53717

Project Name: WAULECO
 Project Phase: WAUSAU, WI
 Contract #: 2399
 Project #: 189597.0010
 Folder #: 165268
 Purchase Order #: 161494

Page 1 of 4
 Arrival Temperature: 3.4
 Report Date: 11/2/2021
 Date Received: 10/19/2021
 Reprint Date: 11/2/2021

CT LAB Sample#: 1062647	Sample Description: W14	Sampled: 10/18/2021 07:50
-------------------------	-------------------------	---------------------------

Analyte	Result	Units	LOD	LOQ	Dilution	Qualifier	Prep Date/Time	Analysis Date/Time	Analyst	Method
Organic Results										
Pentachlorophenol	<3.0	ug/L	1.6	9.8	1		10/25/2021 11:00	11/1/2021 12:37	JJY	EPA 8270D

CT LAB Sample#: 1062648	Sample Description: W16	Sampled: 10/18/2021 08:20
-------------------------	-------------------------	---------------------------

Analyte	Result	Units	LOD	LOQ	Dilution	Qualifier	Prep Date/Time	Analysis Date/Time	Analyst	Method
Organic Results										
Pentachlorophenol	<3.0	ug/L	1.6	9.7	1		10/25/2021 11:00	11/1/2021 13:00	JJY	EPA 8270D

CT LAB Sample#: 1062649	Sample Description: W21	Sampled: 10/18/2021 08:45
-------------------------	-------------------------	---------------------------

Analyte	Result	Units	LOD	LOQ	Dilution	Qualifier	Prep Date/Time	Analysis Date/Time	Analyst	Method
Organic Results										
Pentachlorophenol	<3.0	ug/L	1.5	9.6	1		10/25/2021 11:00	11/1/2021 13:23	JJY	EPA 8270D

CT LAB Sample#: 1062650	Sample Description: W32	Sampled: 10/18/2021 09:15
-------------------------	-------------------------	---------------------------

Analyte	Result	Units	LOD	LOQ	Dilution	Qualifier	Prep Date/Time	Analysis Date/Time	Analyst	Method
---------	--------	-------	-----	-----	----------	-----------	----------------	--------------------	---------	--------

Organic Results

Pentachlorophenol	<3.0	ug/L	1.5	9.4	1		10/25/2021 11:00	11/1/2021 14:48	JJY	EPA 8270D
-------------------	------	------	-----	-----	---	--	------------------	-----------------	-----	-----------

CT LAB Sample#: 1062651	Sample Description: W12	Sampled: 10/18/2021 10:00
-------------------------	-------------------------	---------------------------

Analyte	Result	Units	LOD	LOQ	Dilution	Qualifier	Prep Date/Time	Analysis Date/Time	Analyst	Method
---------	--------	-------	-----	-----	----------	-----------	----------------	--------------------	---------	--------

Organic Results

Pentachlorophenol	<3.0	ug/L	1.7	11	1		10/25/2021 11:00	11/1/2021 15:11	JJY	EPA 8270D
-------------------	------	------	-----	----	---	--	------------------	-----------------	-----	-----------

CT LAB Sample#: 1062652	Sample Description: W11	Sampled: 10/18/2021 10:25
-------------------------	-------------------------	---------------------------

Analyte	Result	Units	LOD	LOQ	Dilution	Qualifier	Prep Date/Time	Analysis Date/Time	Analyst	Method
---------	--------	-------	-----	-----	----------	-----------	----------------	--------------------	---------	--------

Organic Results

Pentachlorophenol	300	ug/L	15	95	10		10/25/2021 11:00	11/1/2021 17:42	JJY	EPA 8270D
-------------------	------------	------	----	----	----	--	------------------	-----------------	-----	-----------

CT LAB Sample#: 1062653	Sample Description: W29R	Sampled: 10/18/2021 10:50
-------------------------	--------------------------	---------------------------

Analyte	Result	Units	LOD	LOQ	Dilution	Qualifier	Prep Date/Time	Analysis Date/Time	Analyst	Method
---------	--------	-------	-----	-----	----------	-----------	----------------	--------------------	---------	--------

Organic Results

Pentachlorophenol	4.5	ug/L	1.6 *	10	1		10/25/2021 11:00	11/1/2021 18:05	JJY	EPA 8270D
-------------------	------------	------	-------	----	---	--	------------------	-----------------	-----	-----------

CT LAB Sample#: 1062654	Sample Description: W26R	Sampled: 10/18/2021 11:15
-------------------------	--------------------------	---------------------------

Analyte	Result	Units	LOD	LOQ	Dilution	Qualifier	Prep Date/Time	Analysis Date/Time	Analyst	Method
---------	--------	-------	-----	-----	----------	-----------	----------------	--------------------	---------	--------

Organic Results

Pentachlorophenol	100	ug/L	8.4	53	5		10/25/2021 11:00	11/1/2021 20:01	JJY	EPA 8270D
-------------------	-----	------	-----	----	---	--	------------------	-----------------	-----	-----------

CT LAB Sample#: 1062655	Sample Description: W22	Sampled: 10/18/2021 11:45
-------------------------	-------------------------	---------------------------

Analyte	Result	Units	LOD	LOQ	Dilution	Qualifier	Prep Date/Time	Analysis Date/Time	Analyst	Method
---------	--------	-------	-----	-----	----------	-----------	----------------	--------------------	---------	--------

Organic Results

Pentachlorophenol	1000	ug/L	41	260	25		10/25/2021 11:00	11/1/2021 18:51	JJY	EPA 8270D
-------------------	------	------	----	-----	----	--	------------------	-----------------	-----	-----------

CT LAB Sample#: 1062656	Sample Description: W27	Sampled: 10/18/2021 13:00
-------------------------	-------------------------	---------------------------

Analyte	Result	Units	LOD	LOQ	Dilution	Qualifier	Prep Date/Time	Analysis Date/Time	Analyst	Method
---------	--------	-------	-----	-----	----------	-----------	----------------	--------------------	---------	--------

Organic Results

Pentachlorophenol	1900	ug/L	170	1000	100		10/25/2021 11:00	11/1/2021 19:15	JJY	EPA 8270D
-------------------	------	------	-----	------	-----	--	------------------	-----------------	-----	-----------

CT LAB Sample#: 1062657	Sample Description: W27 DUP	Sampled: 10/18/2021 13:00
-------------------------	-----------------------------	---------------------------

Analyte	Result	Units	LOD	LOQ	Dilution	Qualifier	Prep Date/Time	Analysis Date/Time	Analyst	Method
---------	--------	-------	-----	-----	----------	-----------	----------------	--------------------	---------	--------

Organic Results

Pentachlorophenol	2000	ug/L	170	1000	100		10/25/2021 11:00	11/1/2021 19:38	JJY	EPA 8270D
-------------------	------	------	-----	------	-----	--	------------------	-----------------	-----	-----------

Notes: * Indicates a value in between the LOD (limit of detection) and the LOQ (limit of quantitation). All LOD/LOQs are adjusted to reflect dilution and also any differences in the sample weight / volume as compared to standard amounts.

All samples were received intact and properly preserved unless otherwise noted. The results reported relate only to the samples tested. This report shall not be reproduced, except in full, without written approval of this laboratory. The Chain of Custody is attached.

Submitted by: Brett M. Szymanski
Project Manager
608-356-2760

Current CT Laboratories Certifications

Wisconsin (WDNR) Chemistry ID# 157066030
Wisconsin (DATCP) Bacteriology ID# 289
Louisiana NELAP (primary) ID# 115843
Illinois NELAP Lab ID# 200073
Kansas NELAP Lab ID# E-10368
Virginia NELAP Lab ID# 460203
ISO/IEC 17025-2005 A2LA Cert # 3806.01
DoD-ELAP A2LA 3806.01

Company Name: TRC
 Project Contact: Bruce Iverson
 Telephone:
 Project Name: Wauleco
 Project Number: 189597.0010
 Project Location: Wausau, WI
 Sampled By: *Tom Dushak*

CTLaboratories

Mail Report To: Bruce Iverson
 Company: TRC
 Address: 708 Heartland Trail
 City/State/Zip: Madison, WI 53717

1230 Lange Court, Baraboo, WI 53913
 608-356-2760 Tel. Fx 608-356-2766
 www.ctlaboratories.com

Folder #: 165268
 Company: TRC ENVIRONMENTAL
 Project: WAULECO

Ice Present No

Temperature 43.5 *0429*
 Initials *ERC*

Date 10/18/21 Time 9:18

Cooler # 6710, 6691

Invoice To: Accounts Payable
 Company: TRC
 Address:
 City/State/Zip:
 PO No. 161494

Regulatory Program:
 UST RCRA SDWA NPDES
 Solid Waste Other _____

Contract No.

Turnaround Time

Normal RUSH* Date Needed _____

*Notify Lab prior to sending in RUSH
 Surcharges 24 hr 200% 2-3 days 100% 4-9 days 50%
 Surcharges subject to change without notice.

Landfill License Number

Collection		Field Screen	Field ID	Grab/Comp	Sample ID Description	Fil'd Y/N	WDNR Well ID #	**Matrix:	Pentachloroethanol (8270)							Total No of Containers	Total No of Cont. Rec'd	Preservation*	Client Special Instructions: Report only PCP	Lab ID #
Date	Time																			
Fill in Spaces with Bottles per Test																				
10/18/21	0750			G	W14	N		GW	2								2			1662647
	0820				W16															49
	0845				W21															49
	0915				W32															50
	1000				W12															51
	1025				W11															52
	1050				W29R															53
	1115				W26R															54
✓	1145			✓	W22	✓		✓	✓								✓			55
								A												

Relinquished By: *S.J. Dushak*
 Date/Time: 10/18/21 1500

Relinquished By: _____
 Date/Time: _____

****Matrix**
 S-Soil A-Air Slg-Sludge M-Misc Waste
 GW-Groundwater SW-Surface Water
 WW-Wastewater DW-Drinking Water

*** Preservation Code**
 A=None B=HCL
 C=H2SO4 D=HNO3
 E=Encore F=Methanol
 G=NaOH
 O=Other _____





Received by: _____
 Date/Time: _____

Received by: *ERC*
 Date/Time: 10/19/21 944

Cooler Receipt Form

Ice Present YES NO
Observed Temperature 3.4
Actual Temperature 3.4
IR Gun # 27
Initials DLK
Date 10/19/21 Time 9:35
Cooler #: 6710

GUSTODY SEAL	GUSTODY SEAL
DATE <u>10-19-21</u>	DATE <u>10-19-21</u>
SIGNATURE <u>[Signature]</u>	SIGNATURE <u>[Signature]</u>
QEC Quality Environmental Containers 800-255-3950 • www.qecusa.com	QEC Quality Environmental Containers 800-255-3950 • www.qecusa.com




TOM DUSHEK TRC ENVIRONMENTAL 125 ROSECRANS STREET WAUSAU WI 54401	50 LBS	1 OF 1
RS		
SHIP TO: SHIPPING DEPT 6083562760 CT LABS 1230 LANGE CT BARABOO WI 53913		
	WI 539 0-10	
		
UPS GROUND		
TRACKING #: 1Z 1A3 77E 90 4777 5962		
		
BILLING: P/P DESC: Environmental Samples RETURN SERVICE		
		
XOL 21.10.03	NV45 43.0A 10/2021*	


Cooler Receipt Form

Ice Present YES NO
Observed Temperature Lo
Actual Temperature Lo
IR Gun # 27
Initials EM
Date 10/19/11 Time 9:35
Cooler #: 6693

CUSTODY SEAL
DATE: 10/18/11
SIGNATURE: [Signature]
QEC
Quality Environmental Containers
800-255-3960 • WWW.QEUSA.COM

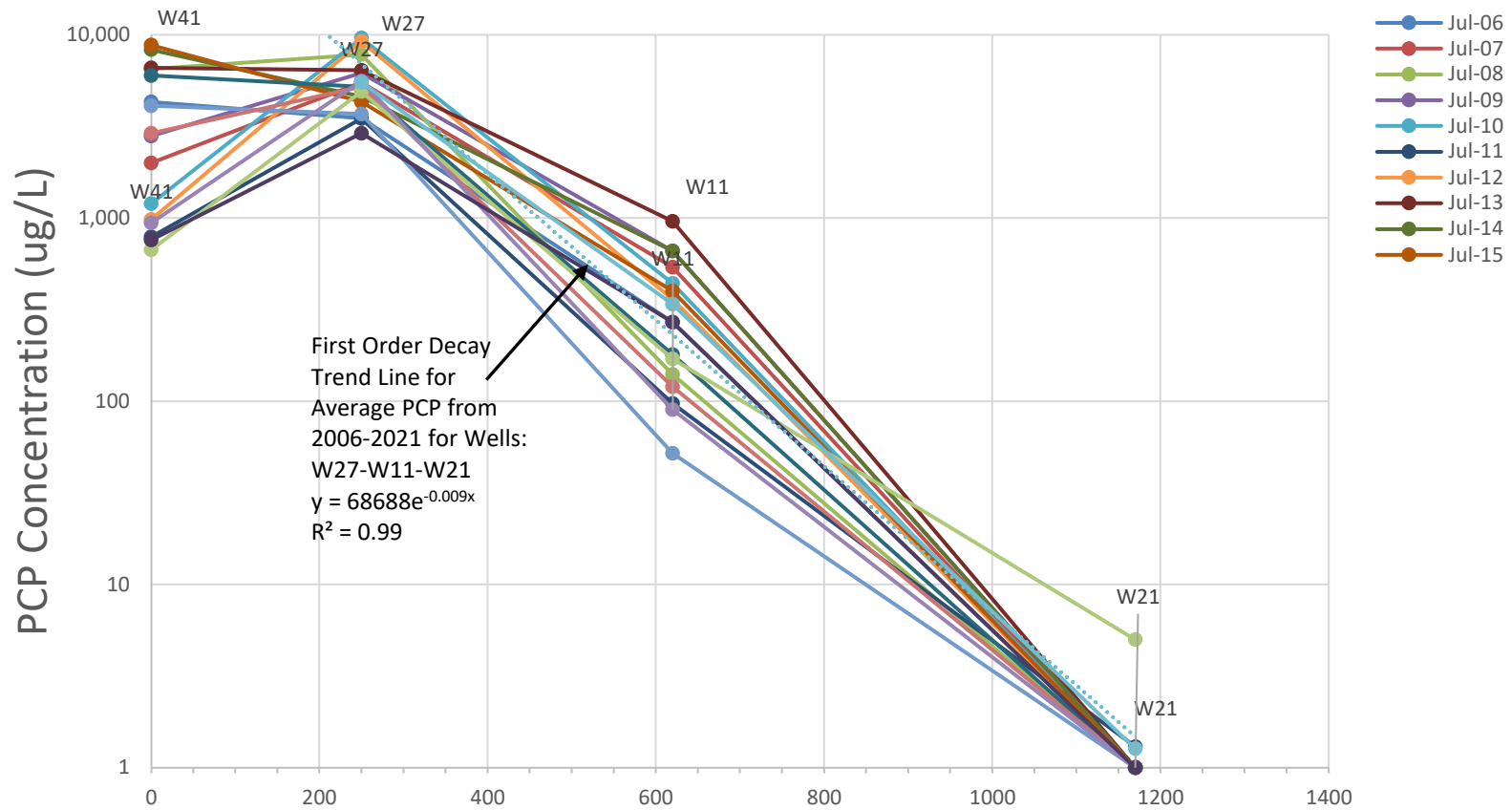
CUSTODY SEAL
DATE: 10/18/11
SIGNATURE: [Signature]
QEC
Quality Environmental Containers
800-255-3960 • WWW.QEUSA.COM

TOM DUSHEK TRC ENVIRONMENTAL 125 ROSECRANS STREET WAUSAU WI 54401		50 LBS	1 OF 1
SHIP TO: SHIPPING DEPT 6083562760 CT LABS 1230 LANGE CT BARABOO WI 53913		RS	
	WI 539 0-10 		
UPS GROUND TRACKING #: 1Z 1A3 77E 90 4751 9757			
			
BILLING: P/P DESC: Environmental Samples RETURN SERVICE			
XDL 21-10.03		NVS 43.0A 10/2021	



APPENDIX E
PCP CONCENTRATION DISTANCE GRAPHS

Southeast Profile
PCP Concentration-Distance Graphs
Wells W41-W27-W11-W21

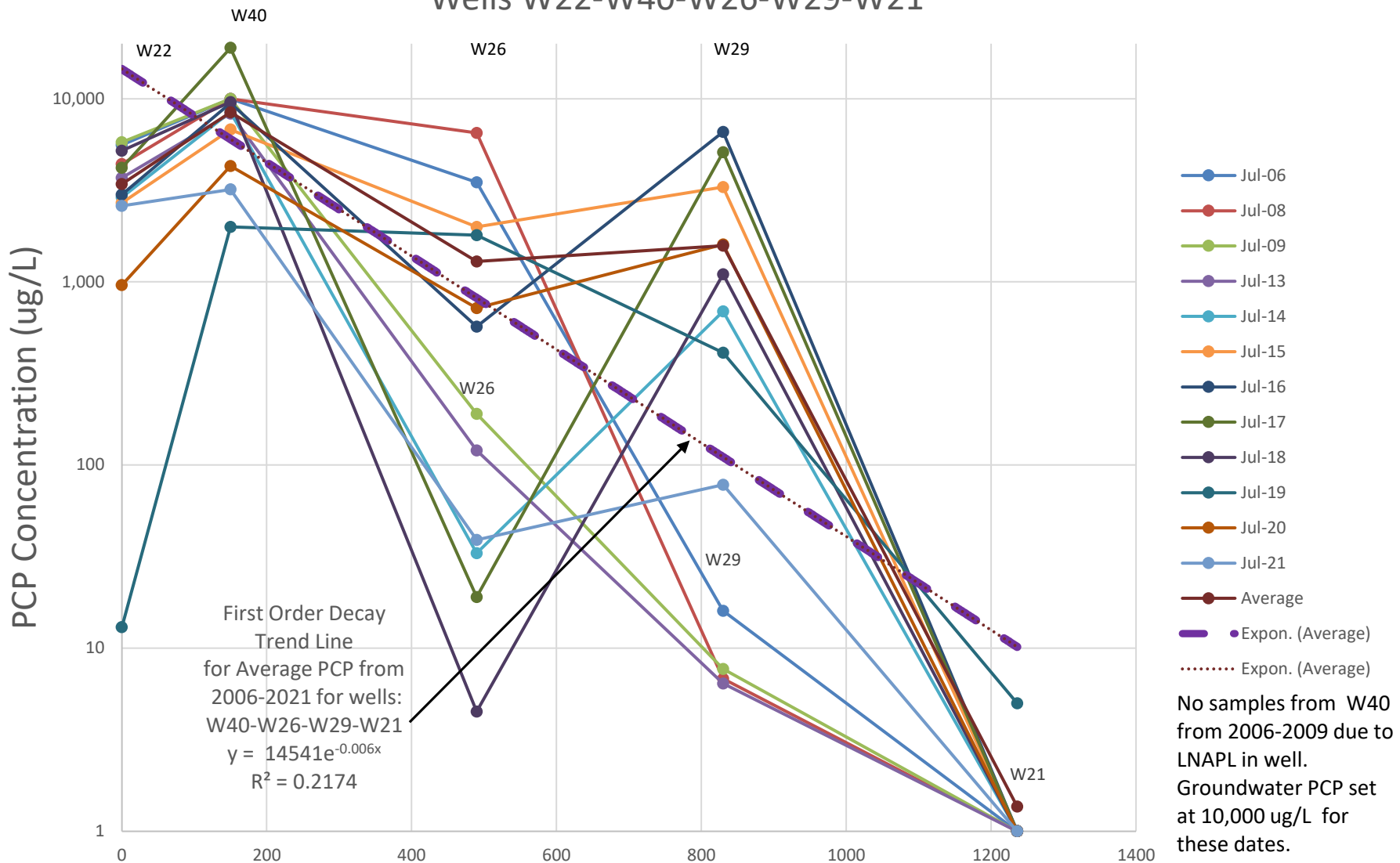


Non-detects at W21 plotted at 1 ug/L for convenience

Distance Downgradient of W41 (ft)

Figure E-2

Concentration-Distance Graphs Wells W22-W40-W26-W29-W21

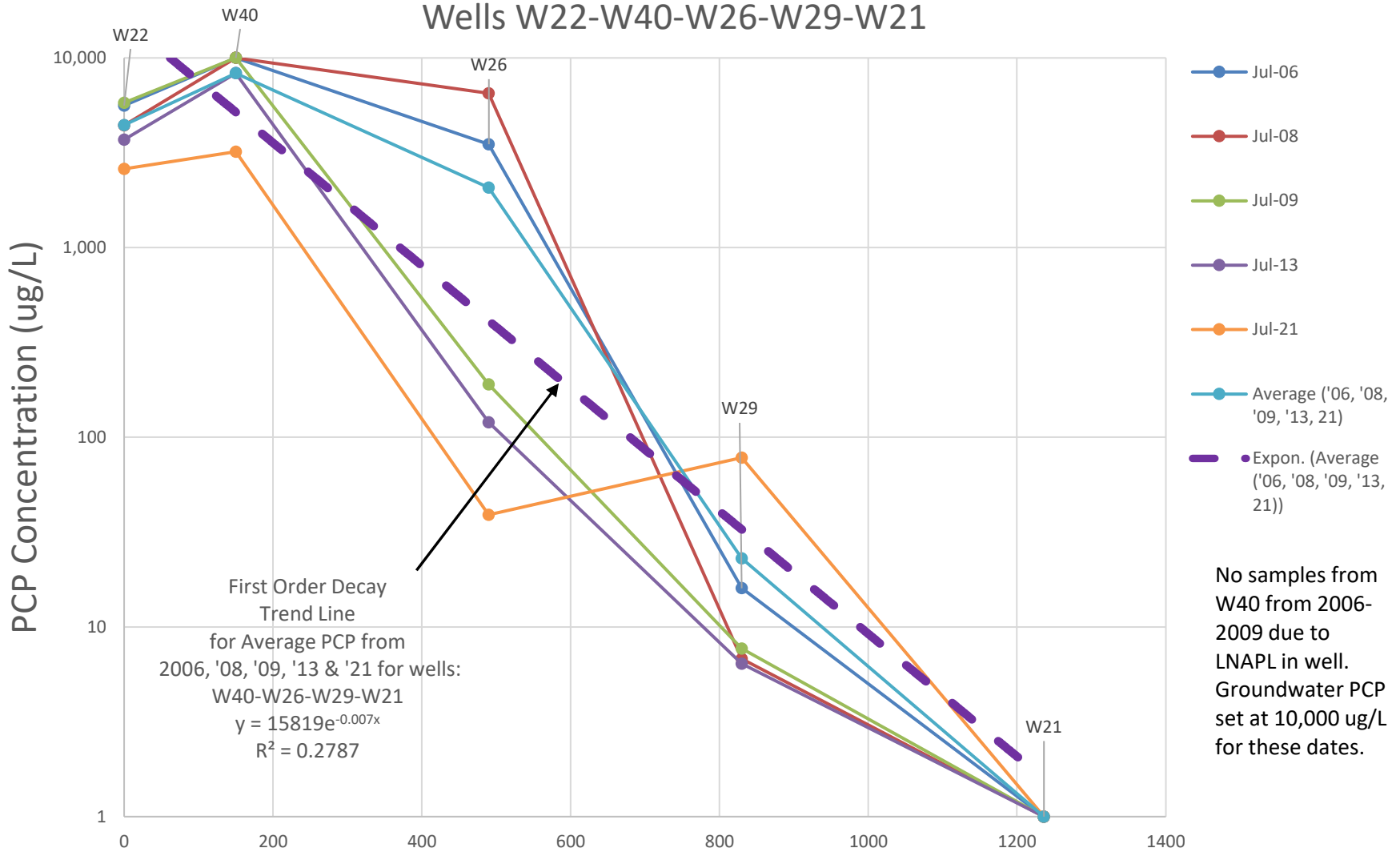


Non-detects at W21 plotted at 1 ug/L for convenience

Distance Downgradient of W22 (ft)

Figure E-3

Concentration-Distance Graphs Select Dates Wells W22-W40-W26-W29-W21

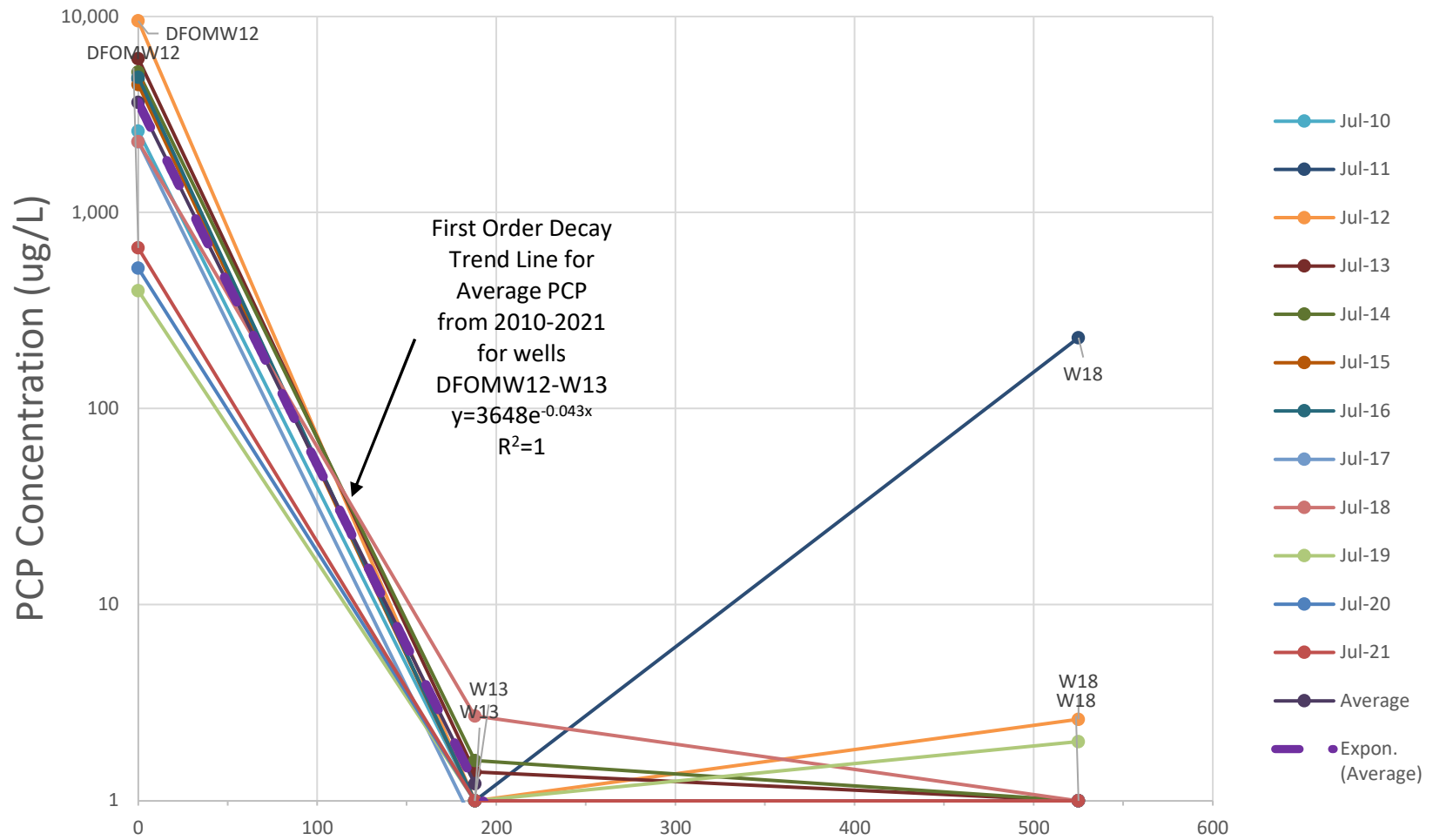


Non-detects at W21 plotted at 1 ug/L for convenience

Distance Downgradient of W22 (ft)

Figure E-4

Northeast Profile Concentration-Distance Graphs Wells DFOMW12-W13-W18



Non-detects plotted at 1 ug/L
for convenience

Distance Downgradient of DFOMW12 (ft)

Figure E-5

Centerline Profile
 Concentration-Distance Graph
 Wells W72, W01A, W03A, W10A
 2010 to 2021

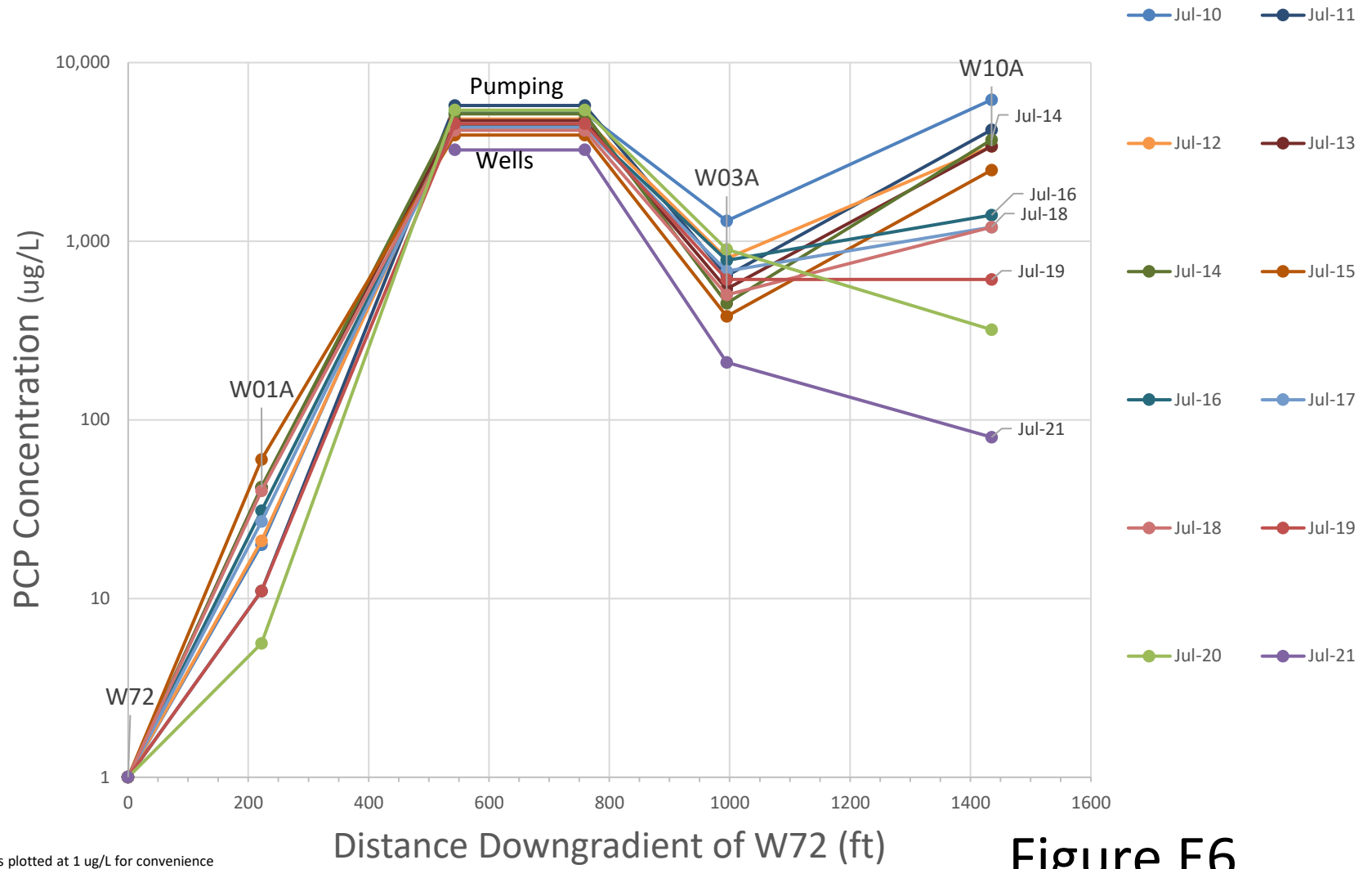
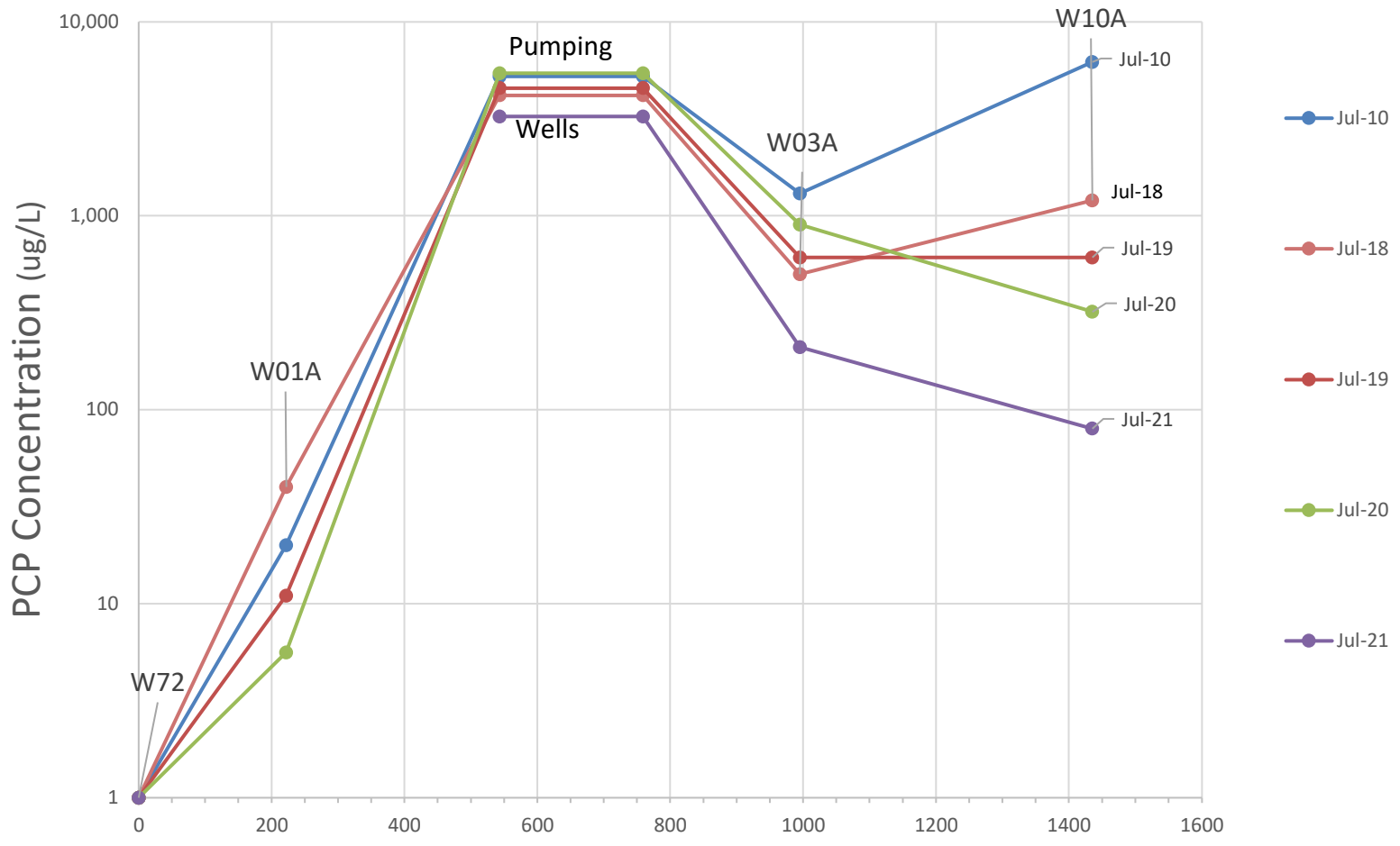


Figure E6

Centerline Profile
 Concentration-Distance Graph
 Wells W72, W01A, W03A, W10A
 2010 and 2018 to 2021



Non-detects plotted at 1 ug/L for convenience

Figure E7

APPENDIX F
ABANDONMENT LOGS FOR W01A AND W01B

Notice: Completion of this report is required by chs. 160, 281, 283, 289, 291-293, 295, and 299, Wis. Stats., and chs. NR 141 and 812, Wis. Adm. Code. In accordance with chs. 281, 289, 291-293, 295, and 299, Wis. Stats., failure to file this form may result in a forfeiture of between \$10-25,000, or imprisonment for up to one year, depending on the program and conduct involved. Personally identifiable information on this form is not intended to be used for any other purpose. Return form to the appropriate DNR office and bureau. See instructions on reverse for more information.

Verification Only of Fill and Seal

Route to DNR Bureau:

Drinking Water Watershed/Wastewater Remediation/Redevelopment

Waste Management Other: _____

1. Well Location Information **2. Facility / Owner Information**

County Marathon	WI Unique Well # of Removed Well	Hicap #	Facility Name Waukeco
Latitude / Longitude (see instructions) 44°56'58.08" N 89°38'13.96" W	Format Code <input type="checkbox"/> DD <input checked="" type="checkbox"/> DDM	Method Code <input checked="" type="checkbox"/> GPS008 <input type="checkbox"/> SCR002 <input type="checkbox"/> OTH001	Facility ID (FID or PWS) 737063800
1/4 1/4 NW SE or Gov't Lot #	Section 35	Township 29 N	Range 7 E
Well Street Address 125 Rosecrans St	Well City, Village or Town Wausau Wis	Well ZIP Code 54401	Original Well Owner Waukeco
Subdivision Name	Lot #	City of Present Owner Stevens Point	State Wis
Reason for Removal from Service Client	WI Unique Well # of Replacement Well	ZIP Code 54481	Present Well Owner Waukeco

3. Filled & Sealed Well / Drillhole / Borehole Information **4. Pump, Liner, Screen, Casing & Sealing Material**

<input checked="" type="checkbox"/> Monitoring Well	Original Construction Date (mm/dd/yyyy) NA	Pump and piping removed? <input type="checkbox"/> Yes <input type="checkbox"/> No <input checked="" type="checkbox"/> N/A
<input type="checkbox"/> Water Well	If a Well Construction Report is available, please attach.	Liner(s) removed? <input type="checkbox"/> Yes <input type="checkbox"/> No <input checked="" type="checkbox"/> N/A
<input type="checkbox"/> Borehole / Drillhole		Liner(s) perforated? <input type="checkbox"/> Yes <input type="checkbox"/> No <input checked="" type="checkbox"/> N/A
Construction Type: <input checked="" type="checkbox"/> Drilled <input type="checkbox"/> Driven (Sandpoint) <input type="checkbox"/> Dug <input type="checkbox"/> Other (specify): _____		Screen removed? <input checked="" type="checkbox"/> Yes <input type="checkbox"/> No <input type="checkbox"/> N/A
Formation Type: <input checked="" type="checkbox"/> Unconsolidated Formation <input type="checkbox"/> Bedrock		Casing left in place? <input type="checkbox"/> Yes <input checked="" type="checkbox"/> No <input type="checkbox"/> N/A
Total Well Depth From Ground Surface (ft.) 42'	Casing Diameter (in.) 2"	Was casing cut off below surface? <input checked="" type="checkbox"/> Yes <input type="checkbox"/> No <input type="checkbox"/> N/A
Lower Drillhole Diameter (in.) 8"	Casing Depth (ft.) 42'	Did sealing material rise to surface? <input checked="" type="checkbox"/> Yes <input type="checkbox"/> No <input type="checkbox"/> N/A
Was well annular space grouted? <input type="checkbox"/> Yes <input type="checkbox"/> No <input checked="" type="checkbox"/> Unknown		Did material settle after 24 hours? <input checked="" type="checkbox"/> Yes <input type="checkbox"/> No <input type="checkbox"/> N/A
If yes, to what depth (feet)?	Depth to Water (feet) 21.5	If yes, was hole retopped? <input checked="" type="checkbox"/> Yes <input type="checkbox"/> No <input type="checkbox"/> N/A
		If bentonite chips were used, were they hydrated with water from a known safe source? <input type="checkbox"/> Yes <input type="checkbox"/> No <input checked="" type="checkbox"/> N/A
		Required Method of Placing Sealing Material <input type="checkbox"/> Conductor Pipe-Gravity <input checked="" type="checkbox"/> Conductor Pipe-Pumped <input type="checkbox"/> Screened & Poured (Bentonite Chips) <input type="checkbox"/> Other (Explain): _____
		Sealing Materials <input type="checkbox"/> Neat Cement Grout <input type="checkbox"/> Concrete <input type="checkbox"/> Sand-Cement (Concrete) Grout <input type="checkbox"/> Bentonite Chips
		For Monitoring Wells and Monitoring Well Boreholes Only: <input type="checkbox"/> Bentonite Chips <input checked="" type="checkbox"/> Bentonite - Cement Grout <input type="checkbox"/> Granular Bentonite <input type="checkbox"/> Bentonite - Sand Slurry

5. Material Used to Fill Well / Drillhole			
From (ft.)	To (ft.)	No. Yards, Sacks Sealant or Volume (circle one)	Mix Ratio or Mud Weight
Surface	42	16 1/2 94" sacks	14

6. Comments
Over Drilled to Depth was Grouted

7. Supervision of Work			DNR Use Only	
Name of Person or Firm Doing Filling & Sealing Cascade Drilling	License #	Date of Filling & Sealing or Verification (mm/dd/yyyy) 06-30-2021	Date Received	Noted By
Street or Route 301 Anderson St	Telephone Number (715) 355-8516	Comments		
City Schofield	State Wis	ZIP Code 54476	Signature of Person Doing Work <i>[Signature]</i>	Date Signed 6-30-2021

Well / Drillhole / Borehole Filling & Sealing Report

Form 3300-005 (R 4/2015)

Notice: Completion of this report is required by chs. 160, 281, 283, 289, 291-293, 295, and 299, Wis. Stats., and chs. NR 141 and 812, Wis. Adm. Code. In accordance with chs. 281, 289, 291-293, 295, and 299, Wis. Stats., failure to file this form may result in a forfeiture of between \$10-25,000, or imprisonment for up to one year, depending on the program and conduct involved. Personally identifiable information on this form is not intended to be used for any other purpose. Return form to the appropriate DNR office and bureau. See instructions on reverse for more information.

Verification Only of Fill and Seal

Route to DNR Bureau:

- Drinking Water Watershed/Wastewater Remediation/Redevelopment
 Waste Management Other: _____

1. Well Location Information **2. Facility / Owner Information**

County Marathon	WI Unique Well # of Removed Well	Hicap #	Facility Name Wauleco
Latitude / Longitude (see instructions) 44° 56' 58.08" N 89° 38' 13.96" W	Format Code <input type="checkbox"/> DD <input checked="" type="checkbox"/> DDM	Method Code <input checked="" type="checkbox"/> GPS008 <input type="checkbox"/> SCR002 <input type="checkbox"/> OTH001	Facility ID (FID or PWS) 737063800
1/4 NW 1/4 SE or Gov't Lot #	Section 35	Township 29 N	License/Permit/Monitoring # Well Number W01B
Well Street Address 125 ROSSANS ST	Well ZIP Code 54401	Original Well Owner Wauleco	Present Well Owner Wauleco
Well City, Village or Town WAUSAU WIS	Lot #	Mailing Address of Present Owner 1800 N. Point Drive	City of Present Owner Stevenson Point
Subdivision Name		State WIS	ZIP Code 54481

3. Filled & Sealed Well / Drillhole / Borehole Information **4. Pump, Liner, Screen, Casing & Sealing Material**

Reason for Removal from Service Client	WI Unique Well # of Replacement Well	<input type="checkbox"/> Yes <input type="checkbox"/> No <input checked="" type="checkbox"/> N/A <input type="checkbox"/> Yes <input type="checkbox"/> No <input checked="" type="checkbox"/> N/A <input type="checkbox"/> Yes <input type="checkbox"/> No <input checked="" type="checkbox"/> N/A <input checked="" type="checkbox"/> Yes <input type="checkbox"/> No <input checked="" type="checkbox"/> N/A <input type="checkbox"/> Yes <input checked="" type="checkbox"/> No <input type="checkbox"/> N/A <input checked="" type="checkbox"/> Yes <input type="checkbox"/> No <input type="checkbox"/> N/A <input checked="" type="checkbox"/> Yes <input type="checkbox"/> No <input type="checkbox"/> N/A <input type="checkbox"/> Yes <input type="checkbox"/> No <input checked="" type="checkbox"/> N/A
<input checked="" type="checkbox"/> Monitoring Well <input type="checkbox"/> Water Well <input type="checkbox"/> Borehole / Drillhole	Original Construction Date (mm/dd/yyyy) N/A	Was casing cut off below surface? <input checked="" type="checkbox"/> Yes <input type="checkbox"/> No <input type="checkbox"/> N/A Did sealing material rise to surface? <input checked="" type="checkbox"/> Yes <input type="checkbox"/> No <input type="checkbox"/> N/A Did material settle after 24 hours? <input checked="" type="checkbox"/> Yes <input type="checkbox"/> No <input type="checkbox"/> N/A If yes, was hole retopped? <input checked="" type="checkbox"/> Yes <input type="checkbox"/> No <input type="checkbox"/> N/A If bentonite chips were used, were they hydrated with water from a known safe source? <input type="checkbox"/> Yes <input type="checkbox"/> No <input checked="" type="checkbox"/> N/A
Construction Type: <input checked="" type="checkbox"/> Drilled <input type="checkbox"/> Driven (Sandpoint) <input type="checkbox"/> Dug <input type="checkbox"/> Other (specify): _____	If a Well Construction Report is available, please attach.	Required Method of Placing Sealing Material <input type="checkbox"/> Conductor Pipe-Gravity <input checked="" type="checkbox"/> Conductor Pipe-Pumped <input type="checkbox"/> Screened & Poured (Bentonite Chips) <input type="checkbox"/> Other (Explain): _____
Formation Type: <input checked="" type="checkbox"/> Unconsolidated Formation <input type="checkbox"/> Bedrock	Total Well Depth From Ground Surface (ft.) 58'	Sealing Materials <input type="checkbox"/> Neat Cement Grout <input type="checkbox"/> Concrete <input type="checkbox"/> Sand-Cement (Concrete) Grout <input type="checkbox"/> Bentonite Chips
Casing Diameter (in.) 2"	Casing Depth (ft.) 58'	For Monitoring Wells and Monitoring Well Boreholes Only: <input type="checkbox"/> Bentonite Chips <input checked="" type="checkbox"/> Bentonite - Cement Grout <input type="checkbox"/> Granular Bentonite <input type="checkbox"/> Bentonite - Sand Slurry
Was well annular space grouted? <input type="checkbox"/> Yes <input type="checkbox"/> No <input checked="" type="checkbox"/> Unknown	Depth to Water (feet) 12'	From (ft.) To (ft.) No. Yards, Sacks Sealant or Volume (circle one) Mix Ratio or Mud Weight Surface 58' 14 Sacks @ 94* 14 1b
If yes, to what depth (feet)? 58'		

5. Material Used to Fill Well / Drillhole

6. Comments
over drilled to depth and grouted

7. Supervision of Work		DNR Use Only	
Name of Person or Firm Doing Filling & Sealing Cascade Drilling	License #	Date of Filling & Sealing or Verification (mm/dd/yyyy) 06-29-2021	Date Received
Street or Route 301 Alderson St	Telephone Number (715) 855-8576	Comments	Noted By
City Schofield	State Wis	ZIP Code 54476	Date Signed 6-30-2021
Signature of Person Doing Work <i>[Signature]</i>			