

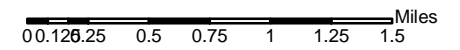


St. Peter's Dome
State Natural Area

Ashland County
#420



-  State Natural Area
-  National Forest



1:50,000



The data shown on this map have been obtained from various sources, and are of varying age, reliability and resolution. This map is not intended to be used for navigation, nor is this map an authoritative source of information about legal land ownership or public access. Users of this map should confirm the ownership of land through other means in order to avoid trespassing. No warranty, expressed or implied, is made regarding accuracy, applicability for a particular use, completeness, or legality of the information depicted on this map.