

Fall 2018 Solid Waste Interested Parties (SWIP) Meeting

Tuesday

October 30th, 2018



Agenda

10:00	Welcome	Joe Van Rossum
10:05	WMM Program updates Staffing updates Program updates Guidance/web content document updates Financial update	Joe Van Rossum
10:30	EPA Region 5 update	Kate Strom-Hiorns
10:40	Illinois Special (Solid) Waste Reporting for e-manifest	Kate Strom-Hiorns
10:50	Landfill siting and capacity status	Valerie Joosten
11:00	Common compliance issues at solid waste facilities	Valerie Joosten & Casey Lamensky
11:15	Deer carcass disposal	Natasha Gwidt & Dan Kroll
11:30	Recycling tonnage report and update	Jennifer Semrau
11:40	Beneficial Use of Industrial Byproducts Rule Package	Phil Fauble
11:45	Questions	

WMM Program Updates

Joe Van Rossum

Program Updates

- Rule Making
 - NR 514 RD&D Rule
 - Public hearing/comment
 - NRB in December
 - Leg. Review early 2019
 - CCR – State Permit Program
 - NR 538 – update later
 - NR 600 series

Program Updates

- E-cycle & Recycling RU Workshop
 - Nov. 15 – Kenosha
 - Disaster debris mgmt. during lunch
- PFAS/PFOA
 - Class of chemicals – emerging environmental concerns
 - Multiple programs engaged
 - Dept formulating a strategy

Staffing Update

- Retirements/Departures
 - Ken Hein - WMS
 - Matt Matrise – BS&IT Section Chief
 - Jill Schoen – WCR
 - Joe Baeten - SER
 - Scott Szymanski – HWS
 - Cari Pagel – Reg. EPA
 - Katie Andrus – Reg. EPA

New Hires

- John Morris – WCR Supervisor
- Trevor Nobile – SER Supervisor
- Jennifer Bowen – Reg. EPA SER
- Ariana Mankerian – Recycling Data
- Dustin Sholly – OFR
- Pilar Gomez – GIS specialist

Upcoming Recruitments

- BS&IT Section Chief
- Haz Waste Specialist
 - CO & Eau Claire
- Hydrogeologist – tbd
- WMS – SER
- Regional EPA – WCR/NER
- WM Engineer Entry - tbd

Guidance Documents

- Feasibility Checklists
- New tonnage fee table
- Glass management guidance
- Exempt soil management w/RR

Guidance Documents

- Groundwater monitoring
- Shingle processor guidance
- Steel slag exemption guidance

- Open Burning
 - Updated [website](#)
 - [Tool](#) to determine if burning is allowed or may be allowed with approval

Solid Waste Program Revenue

Annual update per NR
520.04(1)(d)(5)



Program Revenue Account Status

	FY 17	FY 18	FY19
	Actual	Actual	Estimated
Opening Balance	\$ 211,891	\$ 246,704	\$ 366,116
Revenue Sources	FY 17	FY 18	FY19
SW landfill license surcharge	\$ 1,016,582	\$ 1,043,227	\$ 1,000,000
SW landfill licenses	\$ 475,865	\$ 370,974	\$ 540,000
SW C & T licenses	\$ 239,084	\$ 422,184	\$ 390,000
SW disposal other licenses (i.e. Non-Landfill Facilities)	\$ 120,010	\$ 139,961	\$ 126,000
SW plan review fees	\$ 365,240	\$ 346,370	\$ 350,000
HW facilities licenses	\$ 89,600	\$ 90,000	\$ 67,000
HW transporter licenses	\$ 85,250	\$ 81,721	\$ 83,000
HW plan review fees	\$ 1,600	\$ -	\$ 8,000
HW manifest fee	\$ 144,978	\$ 138,966	\$ 115,000
SW Facility Oper/Mgr Cert Fees	\$ 28,795	\$ 28,550	\$ 25,000
Misc (i.e. infect & medical waste / copying sales / printing)	\$ 6,319	\$ 115,959	\$ 35,200
Total Revenue	\$ 2,573,323	\$ 2,777,912	\$ 2,739,200
Total Available: (All Revenue Sources + Opening Balance)	\$ 2,785,214	\$ 3,024,616	\$ 3,105,316
Total Expenditures	\$ (2,258,606)	\$ (2,740,129)	\$(2,591,700)
Total Expenditures & Budget Lapses	\$ (2,258,606)	\$ (2,740,129)	\$(2,591,700)
DOA adjustments to A/R Accounts	\$ (279,904)	\$ 81,629	
Closing Balance	\$ 246,704	\$ 366,116	\$ 513,616

Program Revenue 20% Balance

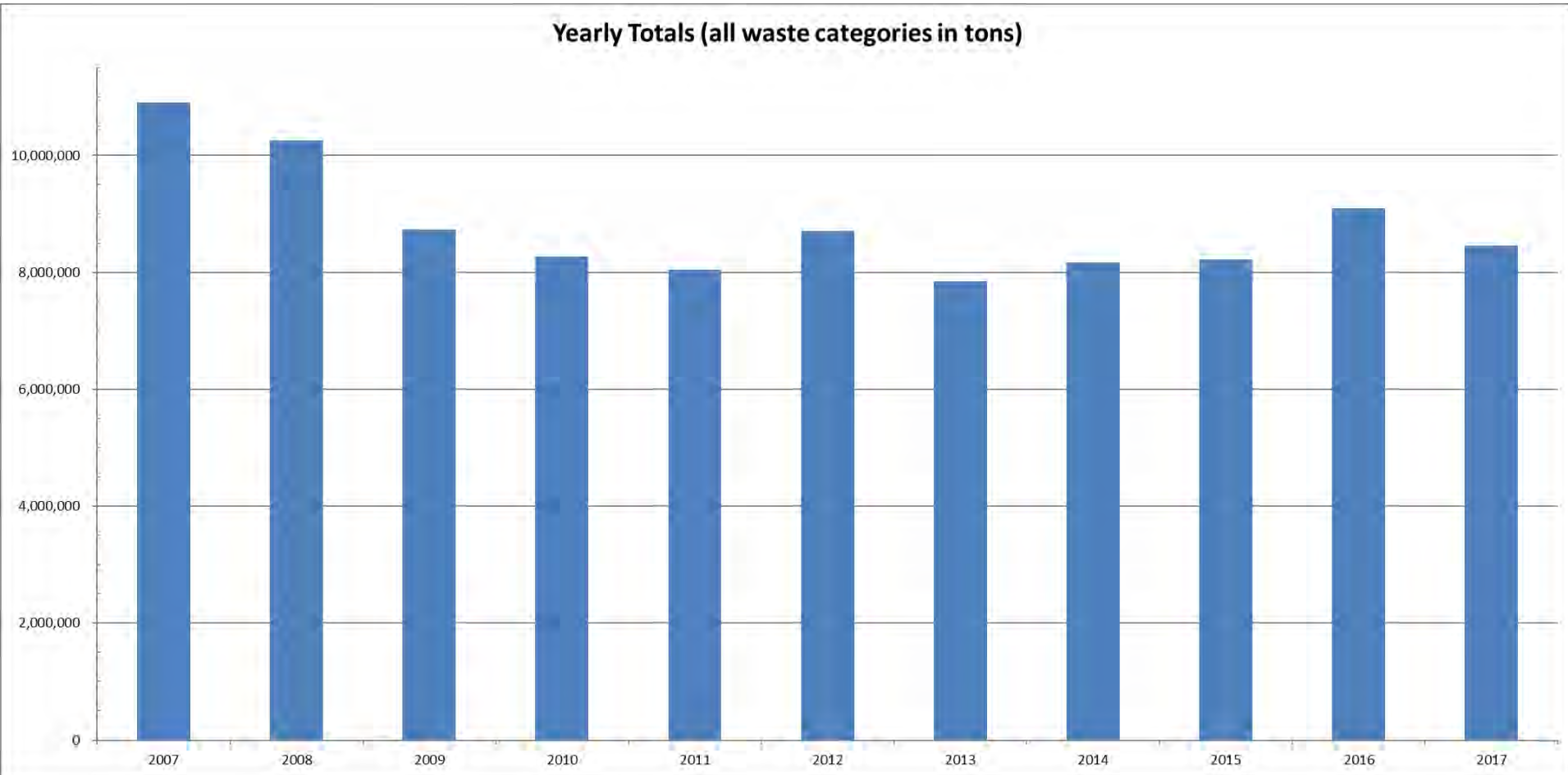
Fiscal Year	Expenditure Level (dg)	20% Cap	PR Account Balance	Actual % (PR Account Bal / Expenditure Level)
FY15	\$ 2,576,300	\$ 515,260	\$ 174,826	6.79%
FY16	\$ 2,576,300	\$ 515,260	\$ 211,900	8.22%
FY17	\$ 2,591,700	\$ 518,340	\$ 246,704	9.52%
FY18	\$ 2,591,700	\$ 518,340	\$ 366,116	14.13%
FY19 -estimated	\$ 2,591,700	\$ 518,340	\$ 513,616	19.82%

If, for 3 consecutive fiscal years the PR Account Balance is >20% of the Expenditure Level, the DNR must propose rule revisions to lower the landfill license fee surcharge.

NR 520.04(1)(d)5

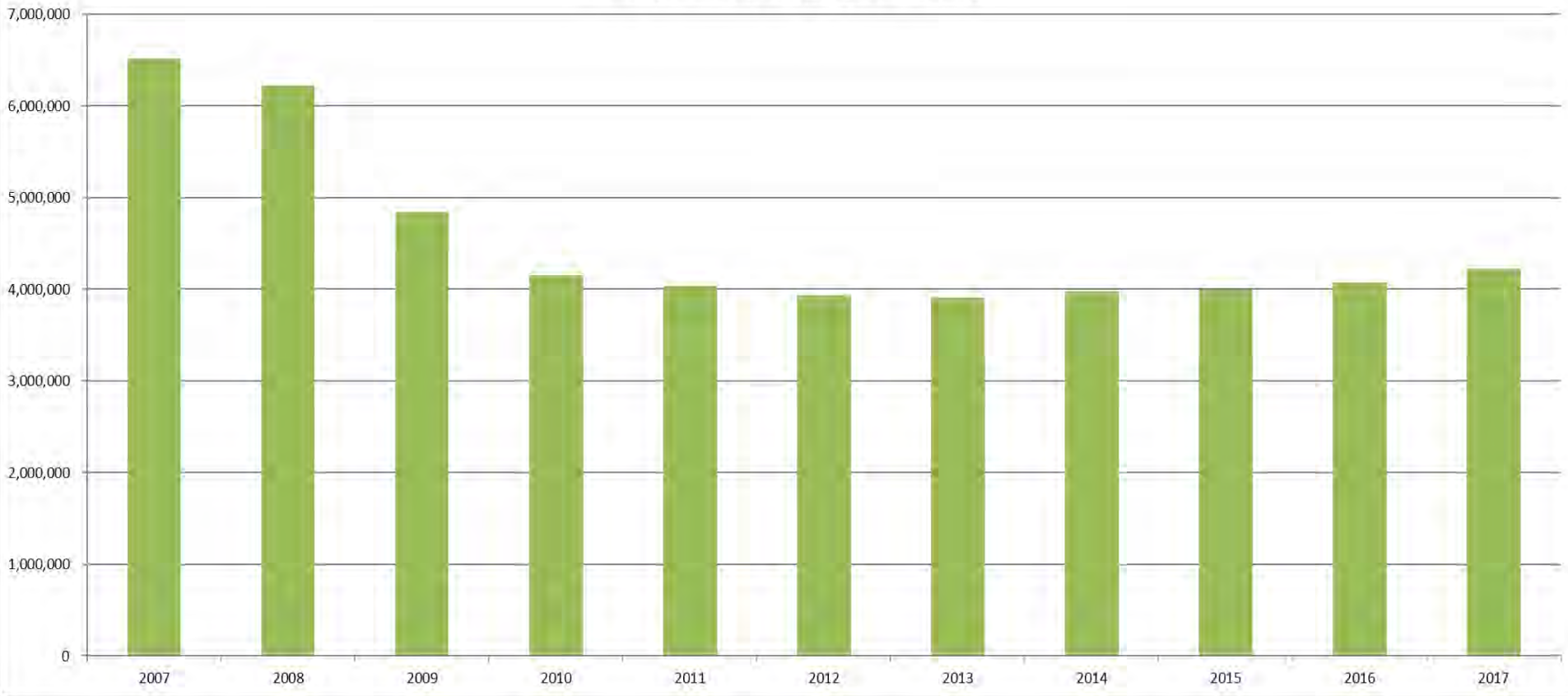
Landfill Tonnage

Yearly Totals (all waste categories in tons)



Landfill Tonnage

Yearly Totals (Category 01 in tons)



EPA Region 5 Update

Kate Strom Hiorns

U.S. EPA Region
5 Subtitle D and
Sustainable
Materials
Management
Meeting

September 27, 2018

WI, MN, MI, IL, OH,
and IN

- Construction and demolition landfills and waste reduction
- Coal combustion residual (CCR) rule making in MI, IN
- **IL's online recycling info – ready 11/1**

EPA's

planned
regional
focus:

- Market development of recyclable materials
- Food waste outlet information
- Connecting states on PFAS research and management; post-closure care of landfills

Illinois Special (Solid) Waste Reporting for e-manifest

Kate Strom Hiorns

E-Manifest

New electronic manifest form to be used by all generators who transport, or offer for transport, hazardous waste for off-site treatment, recycling, storage or disposal



Using e-Manifest

E-Manifest

Illinois also requires several *non-hazardous* materials to be manifested on this form by receiving facilities

- <https://dnr.wi.gov/topic/Waste/Manifest.html>
- Amy Walden, HW Program Specialist
amy.walden@wisconsin.gov

Landfill Siting and Capacity Status

Valerie Joosten

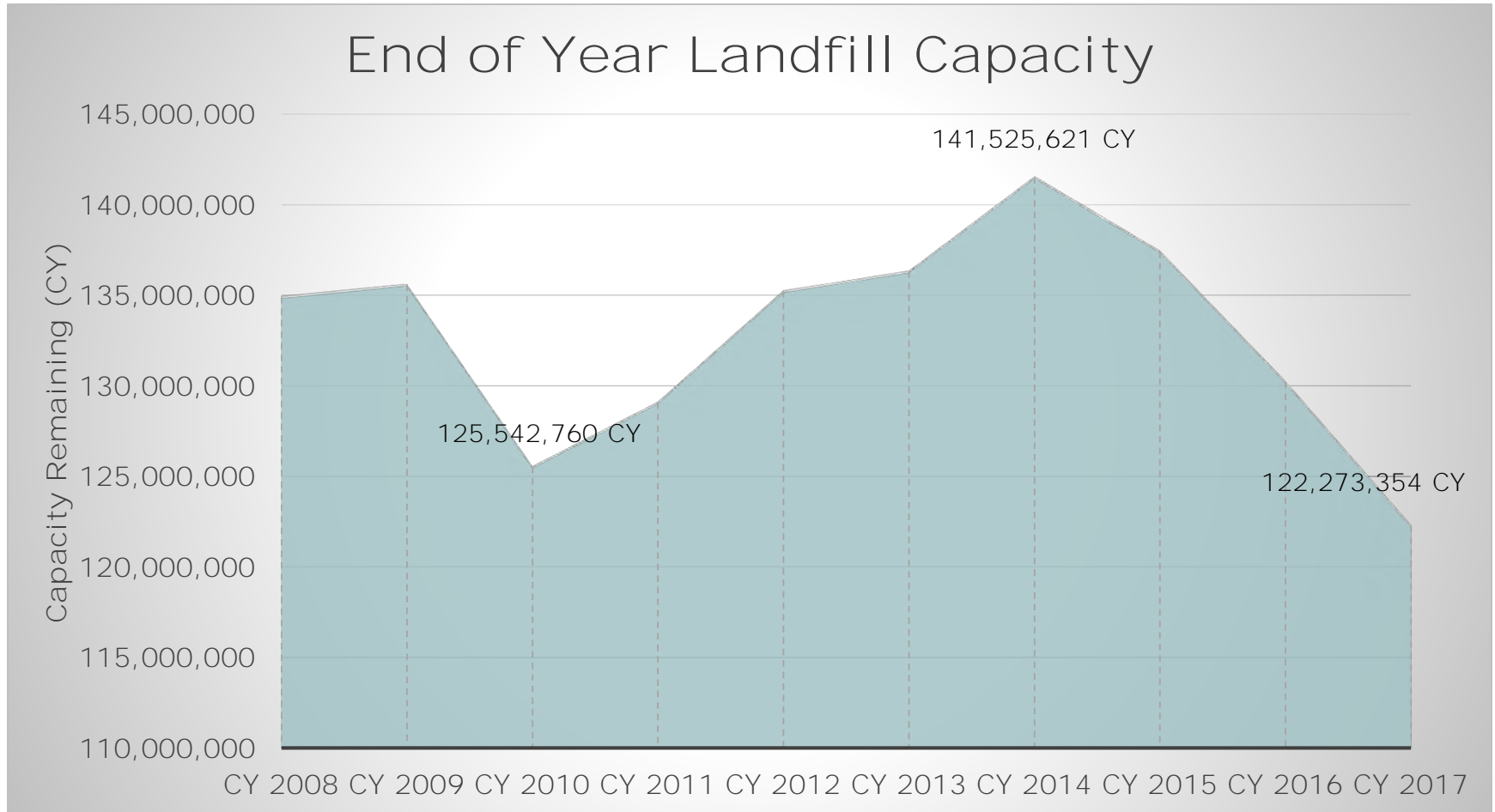
Landfill Capacity and Siting

Common goal to *maintain adequate disposal capacity in WI while protecting human health and the environment.*

Requires:

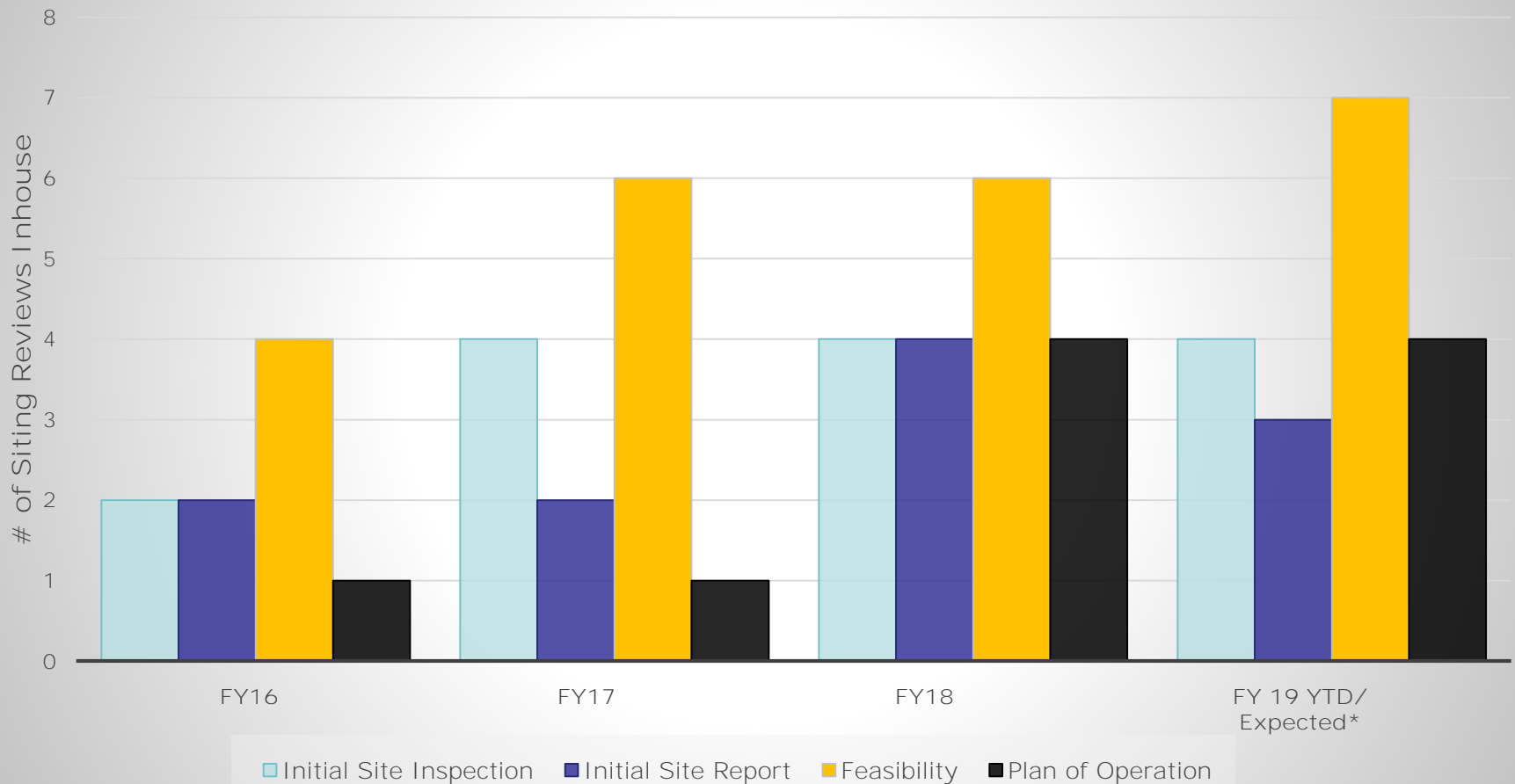
- Planning (5 – 7 year + Siting Process)
- Timely, quality submittals and review
(DNR goal of 95% decisions issued on time)

Landfill Capacity Status



Landfill Siting

Facilities in Siting Process by Year



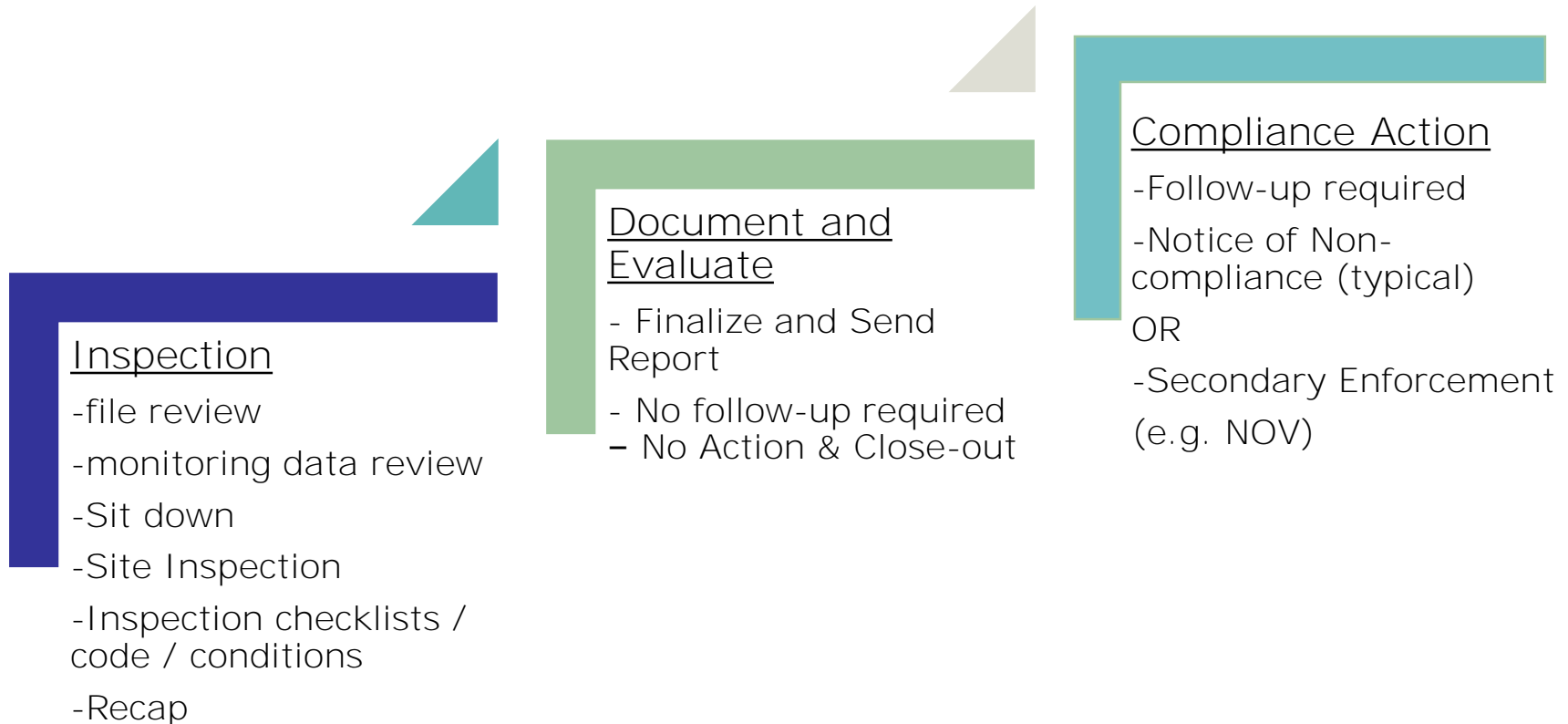
*FY19 data as of 10/25/18 and includes submittals expected by end of Fiscal Year (FY = June – July)

Common Compliance Issues at Solid Waste Facilities

Valerie Joosten &
Casey Lamensky

Inspections and Compliance

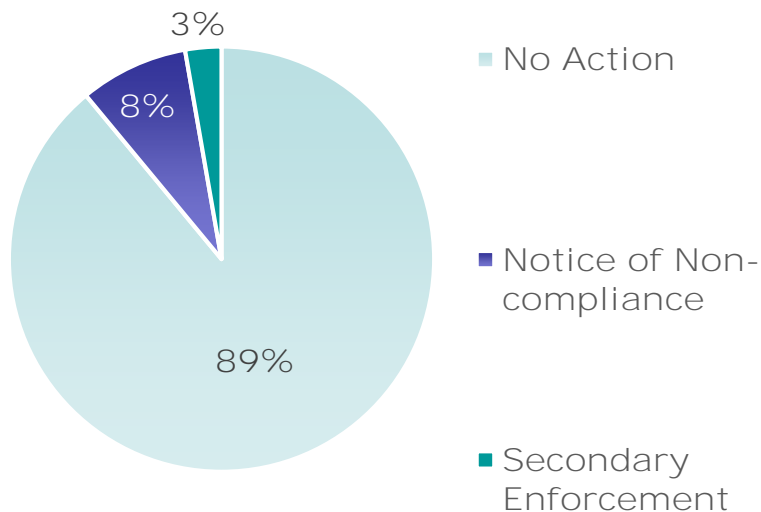
- Inspection frequency schedule
- Standard processes



DNR Compliance Inspections

(July 2017 – June 2018)

109 Active Landfill
Inspections



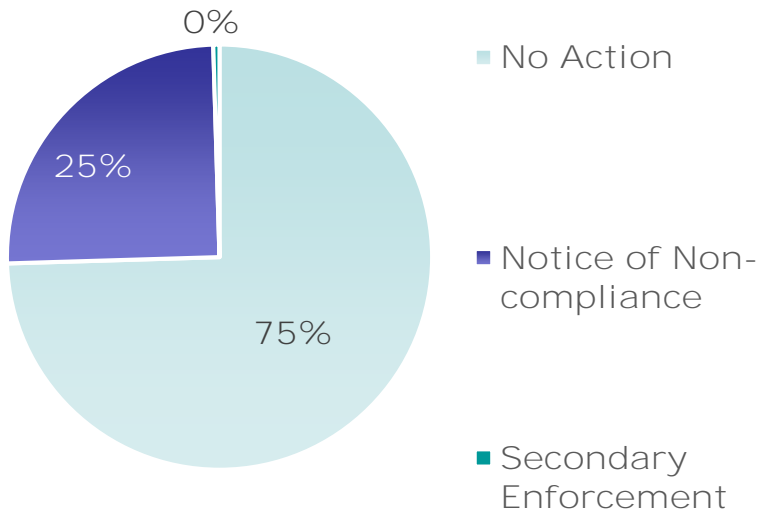
Typical Non-Compliance

- Operating in accordance with Plan of Operation
- Leachate management & line cleaning
- Daily cover
- Phasing / closure costs
- Timely closure
- Env. monitoring
- Certified manager
- Prohibited waste

DNR Compliance Inspections

(July 2017 – June 2018)

212 Closed Landfill Inspections



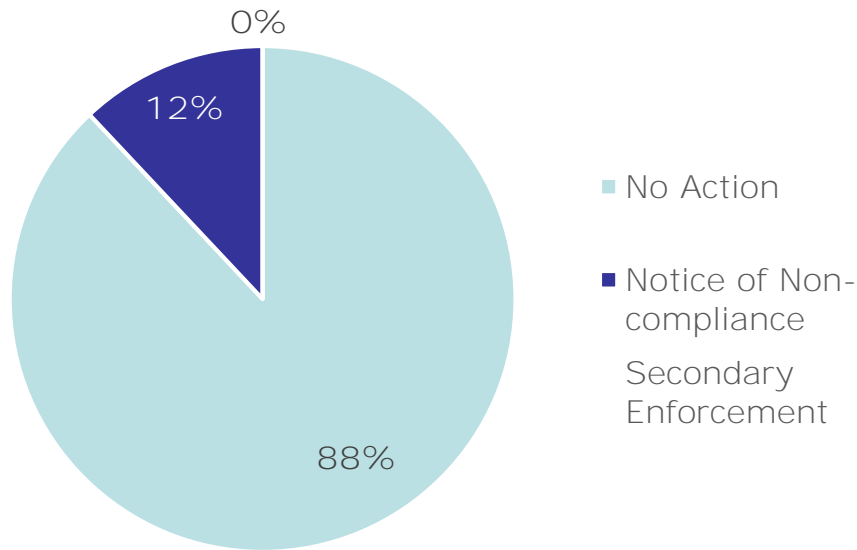
Typical Non-Compliance

- Vegetation and cover soil
- Monitoring wells labeled and protected
- Signage

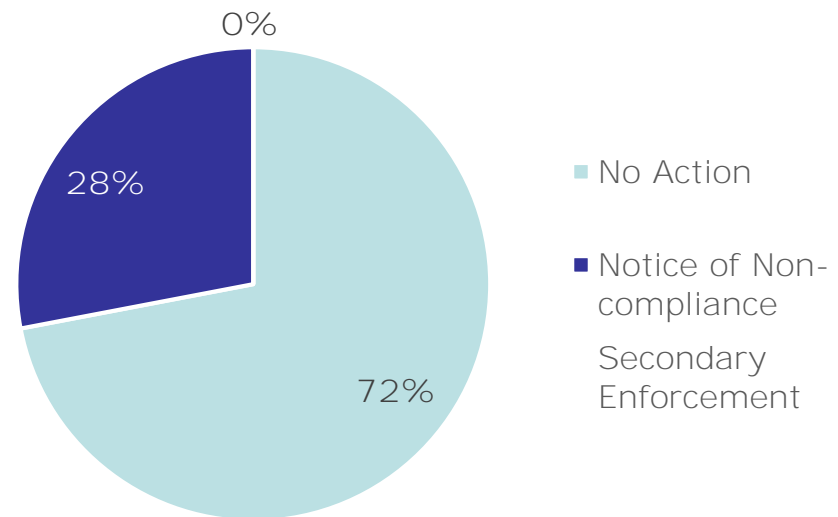
DNR Inspections

(July 2017 – June 2018)

34 Processing Compliance Inspection Results



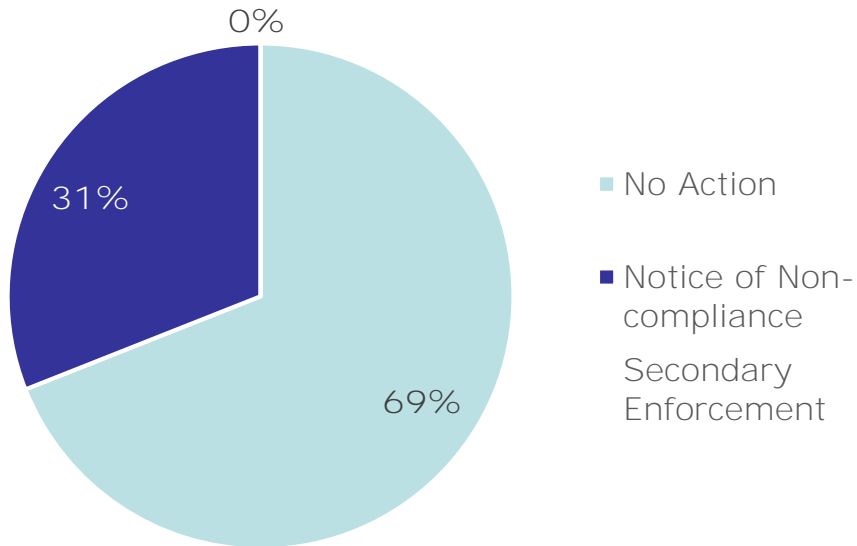
47 Woodburning Compliance Inspection Results



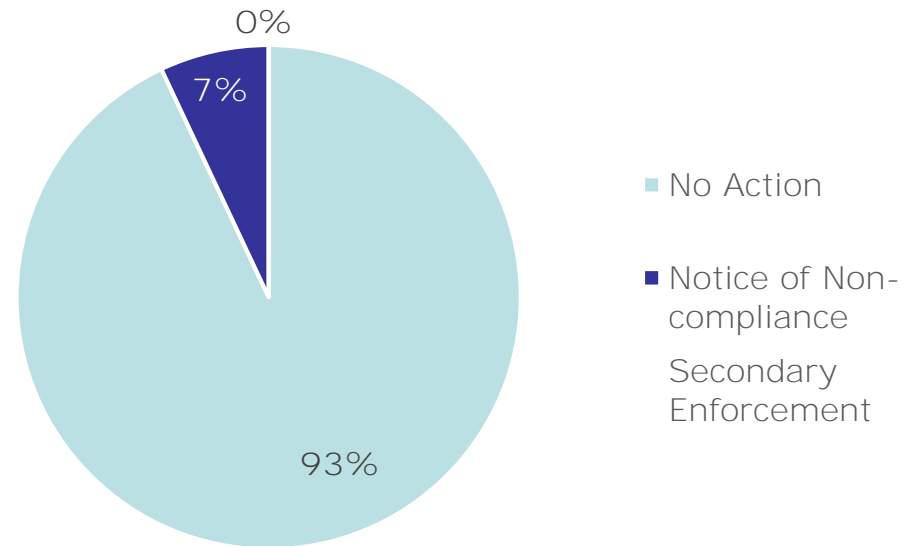
DNR Inspections

(July 2017 – June 2018)

78 Compost Compliance Inspection Results



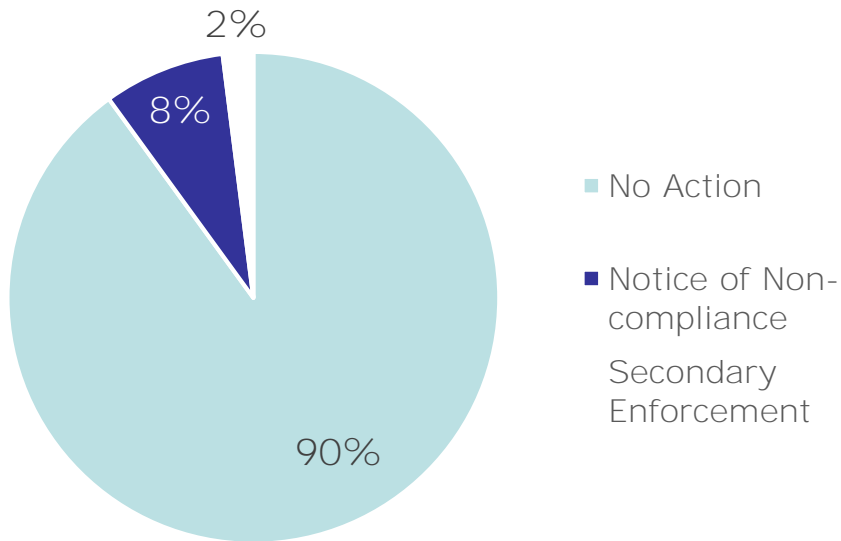
15 MRF Compliance Inspection Results



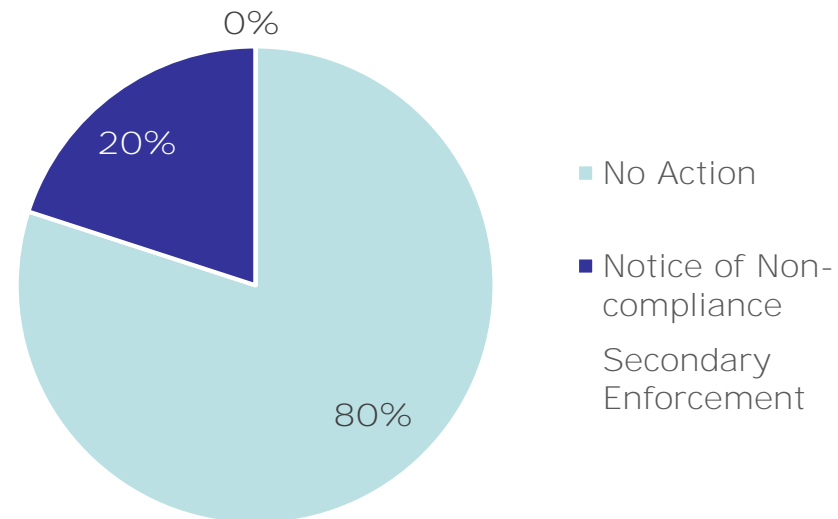
DNR Inspections

(July 2017 – June 2018)

59 Transfer Compliance Inspection Results



5 Storage Compliance Inspection Results



Solid Waste Facilities

Typical Non-Compliance

- ✓ Compost – storm water, pathogen reduction (temp.)
- ✓ Transfer Stations – storage > 24 hr
- ✓ Woodburning – **100' firebreak**
- ✓ Processing – signage, not operating per plan/conditions

Deer Carcass Disposal

Natasha Gwidt

Deer Waste Disposal Sites Webpage

- https://dnr.wi.gov/topic/hunt/landfill_map.html

Recycling Tonnage Report Update

Jennifer Semrau

Recycling Data: RU

Recyclable Materials Collected by Wisconsin Responsible Units (in tons)										
Mandatory Reporting - Banned ¹	2008	2009	2010	2011	2012	2013	2014	2015	2016	2017
Old corrugated cardboard (OCC)	58,294	49,155	71,716	45,556	54,323	53,974	65,181	68,041	74,833	74,198
All other paper ²	222,684	218,036	225,231	213,714	206,659	208,220	185,267	195,460	192,002	194,674
Aluminum containers	3,611	4,043	4,081	11,123	8,092	10,752	11,494	6,162	6,241	6,515
Steel (tin)/bimetal containers	11,860	11,959	11,884	15,690	14,536	18,032	18,282	17,763	17,963	16,756
Glass containers	93,402	90,233	79,538	84,430	81,062	92,297	98,572	91,724	95,438	91,872
Plastic containers #1-7	33,810	37,016	27,598	26,140	26,097	29,599	33,905	30,962	31,832	37,481
Co-mingled materials										
Foam polystyrene packaging ³				50	54	24	66	79	67	30
Total Mandatory Reporting	423,661	410,443	420,047	396,703	390,824	412,899	412,767	410,192	418,376	421,526
Optional Reporting - Banned¹										
Appliances	5,271	4,322	4,045	4,204	3,769	4,512	4,793	4,844	5,417	5,562
Tires	5,512	5,297	6,923	5,207	5,314	5,460	4,812	6,023	5,333	4,504
Batteries (lead acid)	962	604	468	728	378	304	3,132	328	225	242
Used oil	5,206	2,750	2,709	2,536	2,589	2,207	2,260	2,026	1,943	1,766
Electronics ⁴			2,366	3,572	3,705	7,552	4,513	4,478	5,401	5,232
Subtotal Option Reporting - Banned w/o Yard Waste	16,952	12,972	16,511	16,247	15,755	20,035	19,511	17,698	18,319	17,307
Yard waste	275,869	270,946	260,747	242,731	250,021	259,291	277,955	279,141	251,394	240,007
Total optional reporting (banned items)	292,821	283,918	277,258	258,978	265,776	279,326	297,466	296,840	269,713	257,314
Subtotal Tons (All banned material)	716,482	694,361	697,305	655,681	656,600	692,225	710,233	707,031	688,089	678,839
Optional Reporting - Non-Banned										
Scrap metal	18,047	13,808	22,849							
Used clothing/textiles	351	559	420							
Electronics ⁴	1,307	1,633								
Miscellaneous recyclables										
Total Optional Non-Banned	19,705	16,000	23,269	0	0	0	0	0	0	0
Total Mandatory Reporting	423,661	410,443	420,047	396,703	390,824	412,899	412,767	410,192	418,376	421,526
Total All Optional Reporting	312,526	299,918	300,527	258,978	265,776	279,326	297,466	296,840	269,713	257,314
Total tons reported	736,187	710,361	720,574	655,681	656,600	692,225	710,233	707,031	688,089	678,839
WI Population	5,675,156	5,688,040	5,686,986	5,694,236	5,703,525	5,717,110	5,753,810	5,771,098	5,796,268	5,804,426
Per capita mandatory reporting (lbs)	149	144	148	139	137	144	143	142	144	145
Per capita total (lbs)	259	250	253	230	230	242	247	245	237	234

Note: from 2008 to 2010, the DNR changed the format of the Recycling Accomplishments and Actual Costs Annual Report completed by recycling responsible units (RUs). As a result, the breakdown by material for the mandatory reporting was based on percentages of these materials shipped by the facilities that process residential recyclables. Direct comparisons of tons by material type for 2008 through 2010 and

¹ Wisconsin Recycling Law bans these materials from landfills

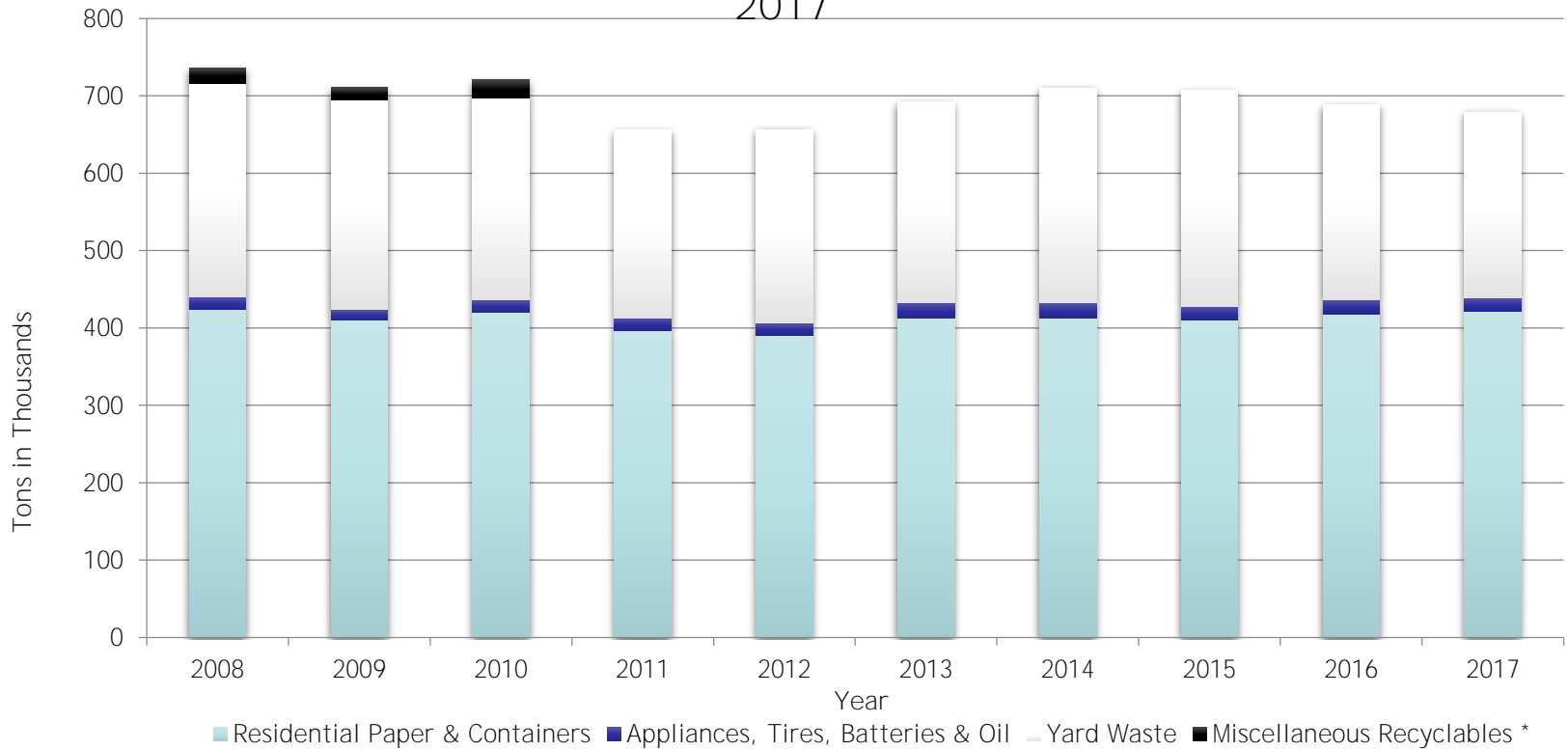
² Includes some non-banned paper, primarily resi mixed paper

³ Variance - released from bans

⁴ Electronics were banned from landfills starting in 2010

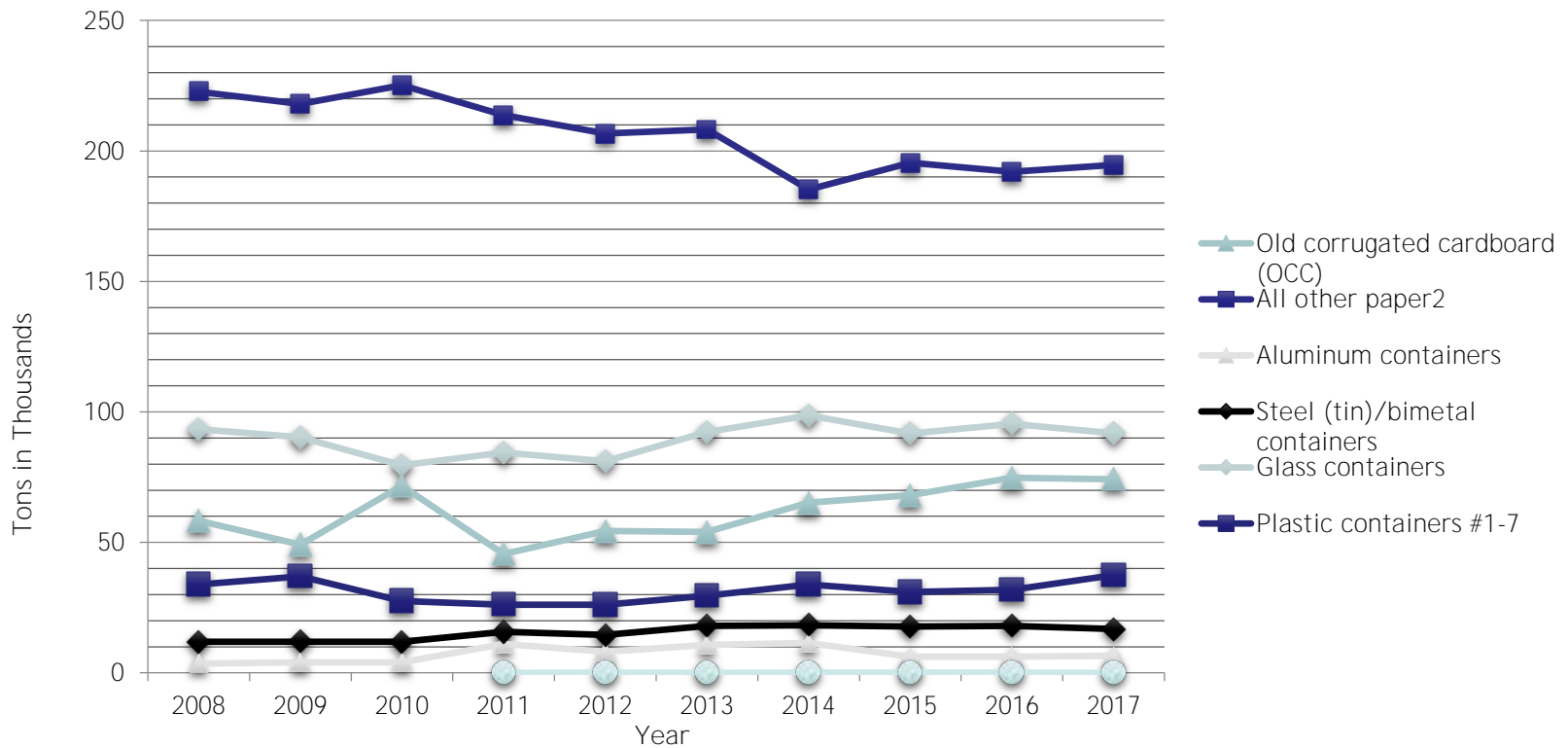
Recycling Data: RU

All Recyclable Materials Collected by Responsible Units 2008-2017



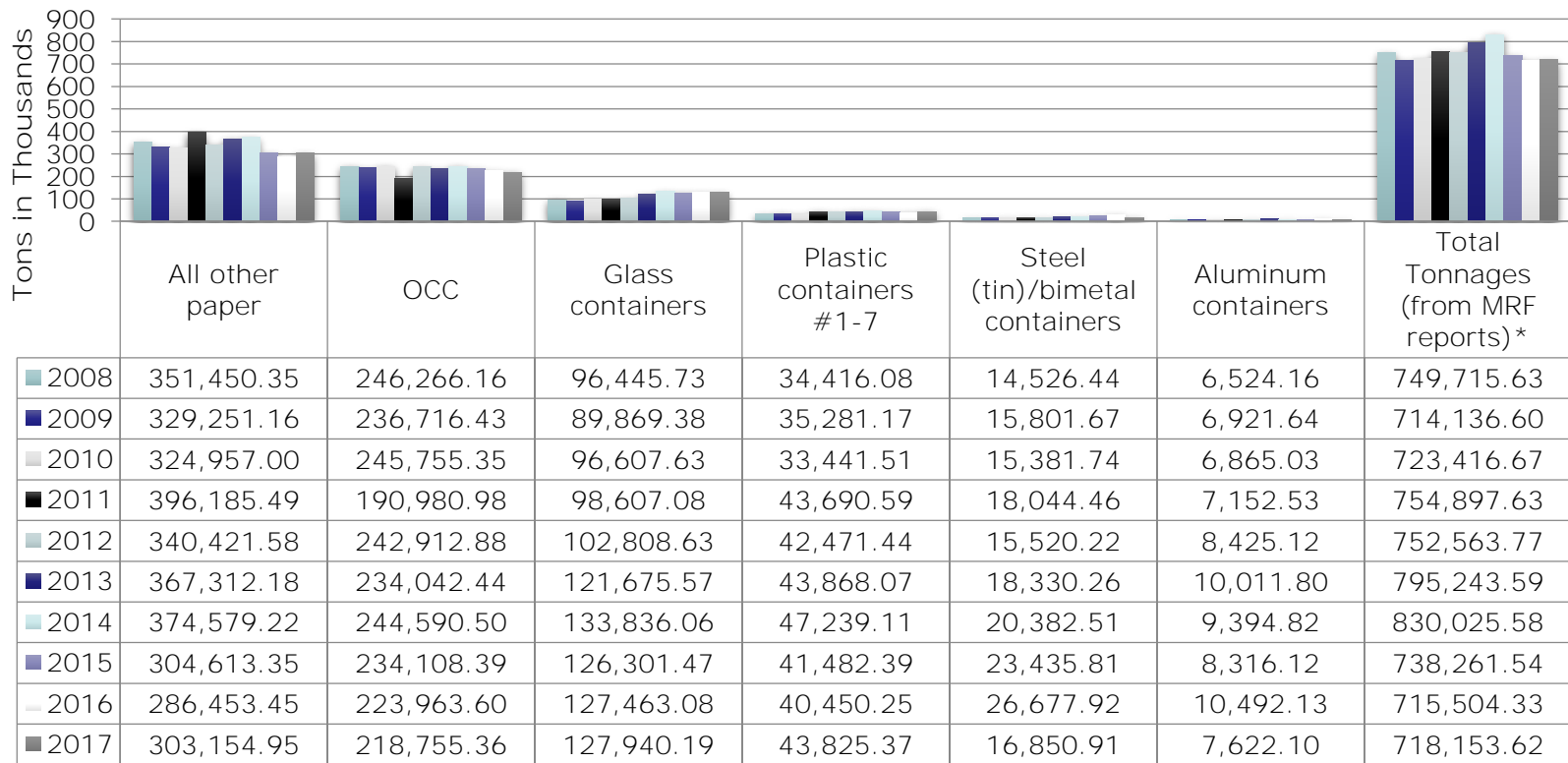
Recycling Data: RU

Trends of Table 1 Recyclable Materials by Commodity 2008-2017



Recycling Data: MRF

MRF Table 1 Material Tonnages 2008-2017



Recycling Data: MRF

Wisconsin Recyclable Materials Reported by MRFs (in tons)

Mandatory Reporting - Banned ¹	2016	2017	PRD
Old corrugated cardboard (OCC)	223,963.60	218,755.36	-2.35%
All other paper ²	286,453.45	303,154.95	5.67%
Aluminum containers	10,492.13	7,622.10	-31.69%
Steel (tin)/bimetal containers	26,677.92	16,850.91	-45.15%
Glass containers	127,463.08	127,940.19	0.37%
Plastic containers #1-7	40,450.25	43,825.37	8.01%
Foam polystyrene packaging ³	3.90	4.74	19.44%
Total Tonnage	715,504.33	718,153.62	0.37%

¹ Wisconsin Recycling Law bans these materials from landfills

² Includes some non-banned paper, primarily residential mixed paper

³ Variance - released from bans

***Removal of scrap metal dealers/MRFs caused significant impact

**85 MRFs
reported in 2016
46 in 2017**

MRF Stakeholder Meeting

- **WI MRF impacts from China's importation restrictions/National Sword**
- Held Aug. 15th at DNR office, Madison
- In-person and webinar options
- Nearly 50% of MRFs in attendance
- Public/private owned and operated, various facility sizes, geographical representation, single-stream/dual-stream/source separated
- Presentations online at <https://dnr.wi.gov/topic/Recycling/MRF.html>
- Very positive feedback from attendees

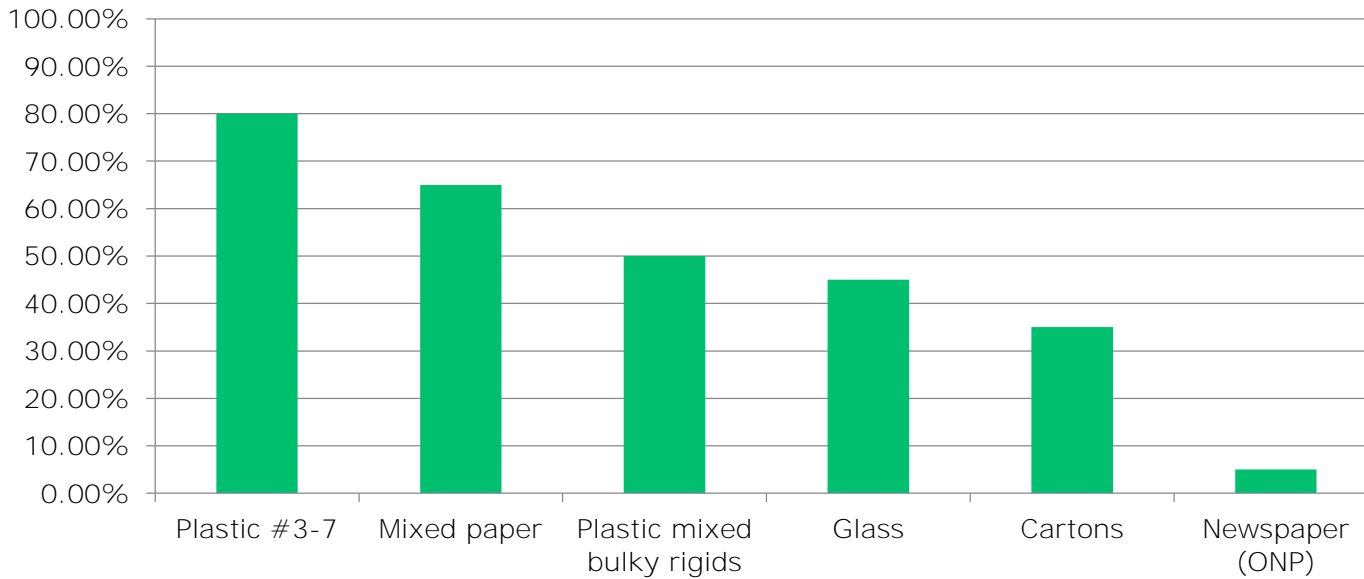
**Materials Recovery Facility (MRF) Stakeholder Meeting:
WI MRF Impacts Resulting from China's Importation Restrictions/National Sword**

AGENDA

- 9:00 Check-in/Networking (*light breakfast refreshments served*)
- 9:15 China's importation restrictions and impact on world recycling markets, *Jennifer Semrau, DNR*
- 9:35 Review of WI's recycling law/landfill bans, *Jennifer Semrau, DNR*
- 9:45 Review of MRF requirements for outside storage, *Casey Lamensky, DNR*
- 10:00 MRF Operations Presentations/Discussion
1. Advanced Disposal, *Jeff Zillich*
 2. Eagle Waste and Recycling, *Alan Albee*
 3. Milwaukee/Waukesha MRF, *Analiene Smith, Waukesha County*
 4. Outagamie (Tri) County MRF, *Ryan McNichols*
 5. Pellitteri Waste Systems, *David Pellitteri*
 6. Waste Management, *Lynn Morgan*
- 11:00 Open MRF Discussion: operational changes made to improve quality, best management practices, labor securing/retaining, marketing tips, etc.
- 11:15 Networking Break
- 11:30 Available Resources for MRFs: Markets, Labor, Education, etc.
- 12:00 Discussion: Statewide education campaign
What can DNR do to assist?
Can all MRFs agree to some common messaging (NO _____)?
What formats will you use/be most helpful (flyer, 1/3-page mailer, webpage, video, social media)?
- 12:30 Adjourn

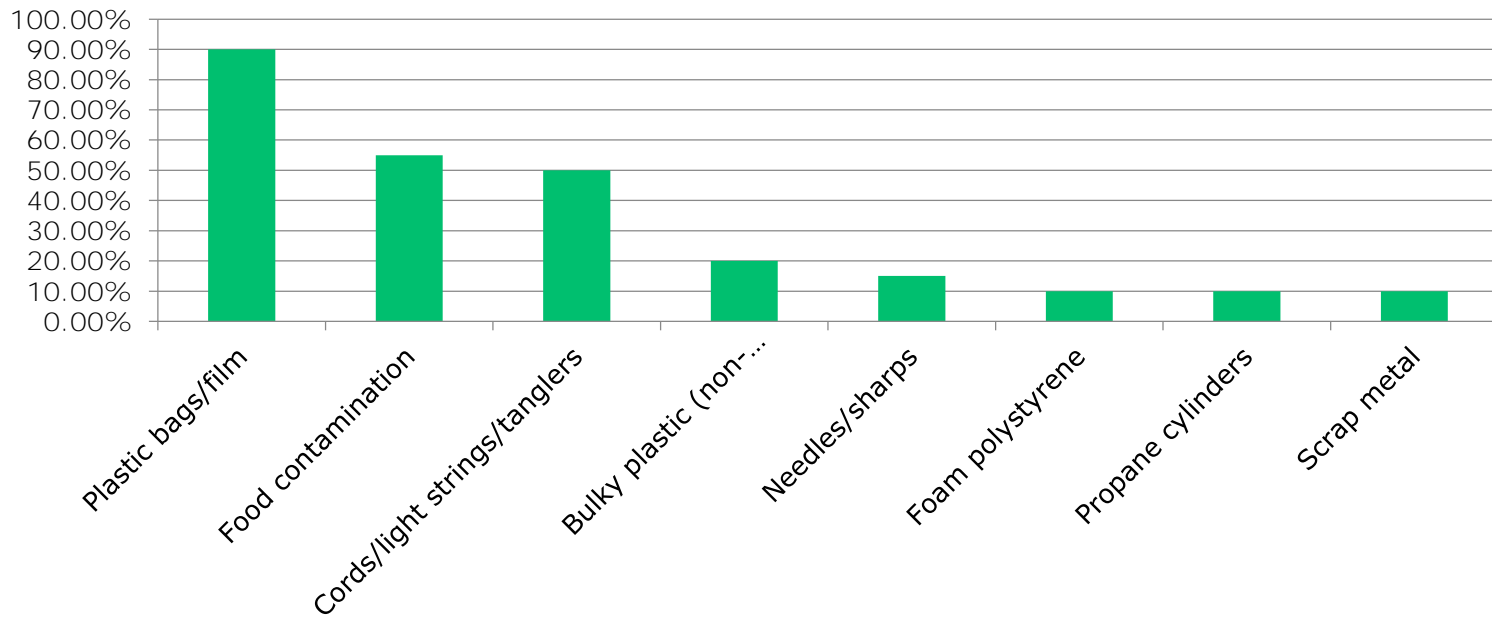
Difficult to Move Materials

Which of the following materials have you had trouble marketing over the last 3 months?



Problematic Contamination

Biggest sources of contamination



MRF Stakeholder Meeting: Next Steps

- Post event evaluation form
- Annual MRF Stakeholder meeting; electronic educational pieces
- **Challenging for DNR to educate “what to recycle” (beyond bans)**
- Statewide education campaign: Recycle Right
 - Back to Basics
 - New recycling hierarchy
 - Anti-contamination communication plan
 - **‘Wish-cycling’ posts on social media**

Questions?

Jennifer Semrau

Waste Reduction & Diversion
Coordinator

608-267-7550

Jennifer.Semrau@wisconsin.gov

Beneficial Use of Industrial Byproducts Rule Revision

Phil Fauble

NR 538 Wis. Adm. Code-Beneficial Use of Industrial Byproducts

Basic Outline of Current Rule:

- Initial Certification – Generator submits ASTM water leach test and totals analysis; based on results, byproduct is assigned a category (1-5)
- List of approved uses for each category; largely self-implementing
- Concurrence from DNR for larger fill projects (5000 cubic yards) and case-specific
- Annual reporting of amounts used
- Periodic re-characterization

Revisions: Potential Changes

Revised focus away from numeric standards and towards improved reporting and tracking:

- Add legitimacy criteria
- Eliminate categories
- Simplified standards based on exposure risks and groundwater model
- Expanded annual reporting (who and where)
- DNR-developed GIS database
- Addition of procedure for excavating fill sites

Revisions: Potential Changes

Beneficial Uses:

- Streamline DOT uses (embankments, abrasives, etc.) and align terminology and standards with DOT
- Add uses for agricultural fill (CAFOS) and mine reclamation
- Add uses for soil additive/amendment
 - Liming agents (LKD)
 - FGD gypsum
- Iron and steel slag references removed from rules (Act 285)

Progress To Date

- Technical Advisory Committee has met 9 times since March, 2016
- Final TAC Meeting on September 18, 2018; accepted comments until October 26, 2018
- Responding to comments; final draft for fiscal estimate (FE/EIA); then public comments and hearing
- Final rule by February 2020

Questions?

Philip Fauble, WDNR, Beneficial Use Coordinator

(608) 267-3538

philip.fauble@wisconsin.gov



Questions?

Slides and Future
Meetings: DNR.wi.gov
search "SWIP"