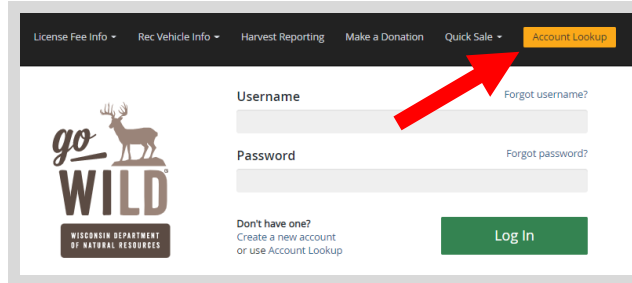


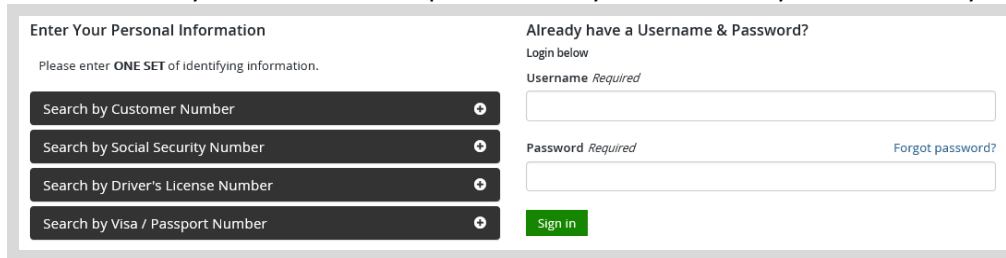
HOW TO: Register an ATV/UTV in Go Wild

STEP 1: Log into your Go Wild account

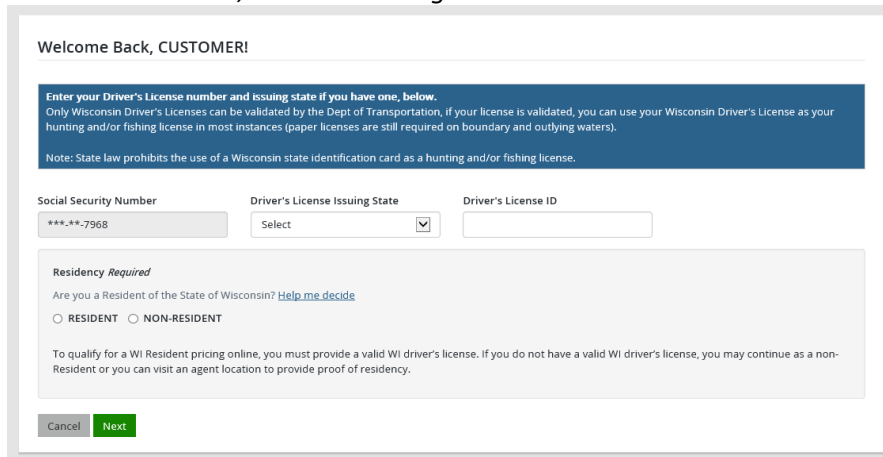
- **Visit the website gowild.wi.gov.** If you have already set up a username/password for your account, you may log in directly using that. If you have not yet created a username/password, use the "Account Lookup" option to search for your account or create a new account if necessary.



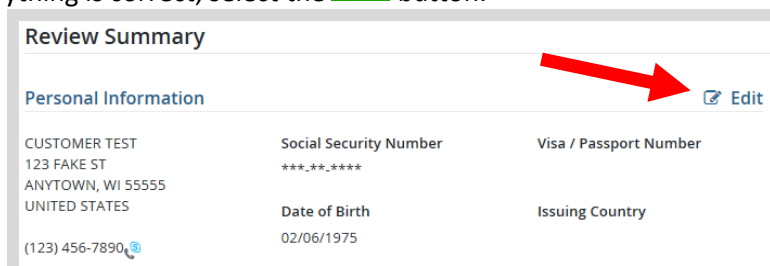
- **Access your Account** - Search for your existing customer record using one of the four personal information options on the left. Or enter your username and password for your account if you have already created one.



- **Welcome Back!** Enter your driver license information (optional). If you do not wish to enter your driver license, leave both the DL state and DL number blank. Next indicate your state residency (Wisconsin resident or nonresident). If you are unsure of your state residency, select the [Help me decide](#) link. *Note: To change your residency from nonresident to resident, all customers age 18 and over must include a WI driver license number.*

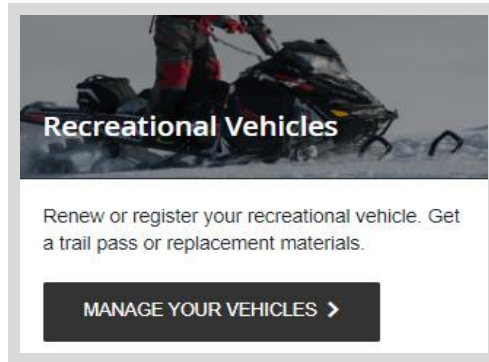



- **Review Summary.** Check your personal information for accuracy. If changes need to be made, select the [Edit](#) icon. If everything is correct, select the [Yes](#) button.

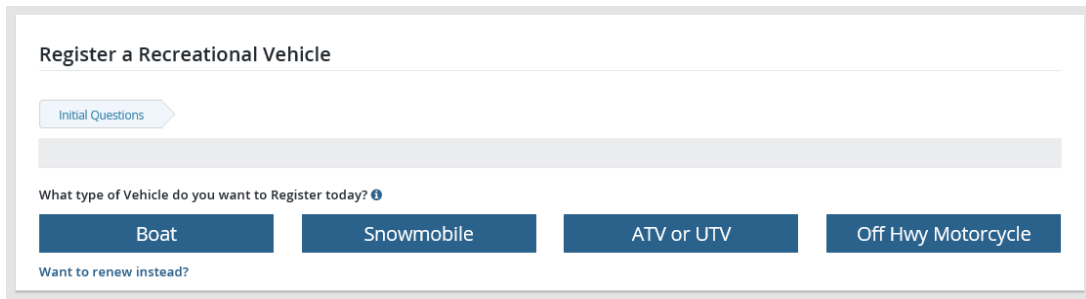


STEP 2: Register the vehicle

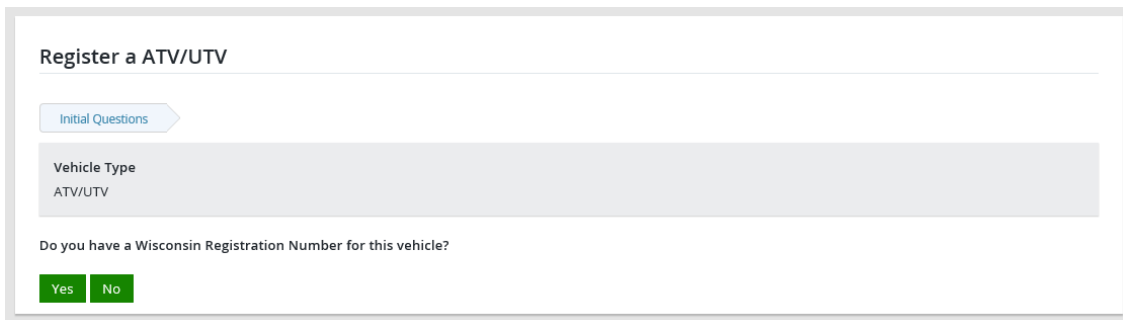
- **Customer Homepage.** Locate the Recreational Vehicles section and select MANAGE YOUR VEHICLES.



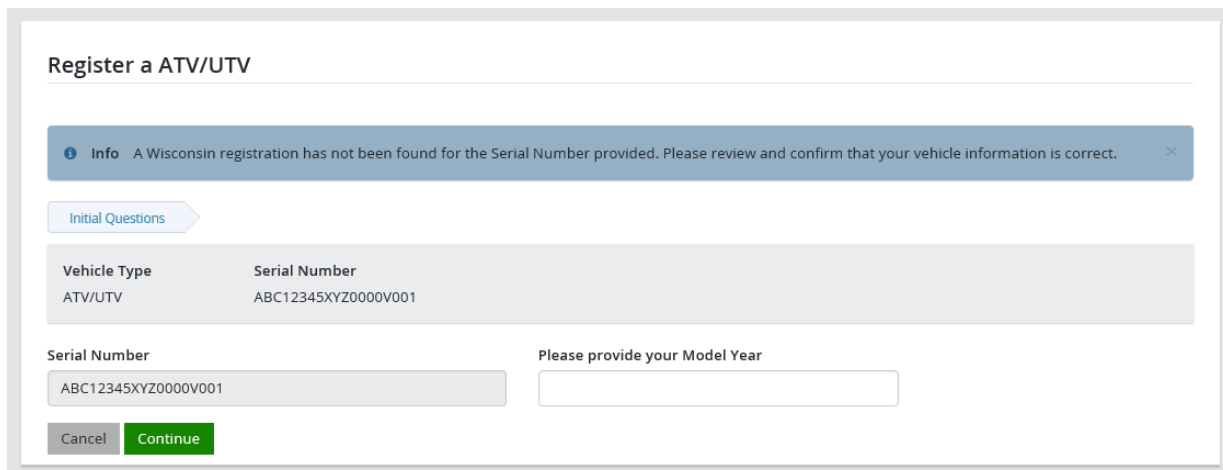
- **Register a recreational vehicle.** Select the type of vehicle you wish to register. Click on the  icon for vehicle definitions and descriptions.

A screenshot of a web form titled "Register a Recreational Vehicle". At the top left is a button labeled "Initial Questions". Below this is a large grey input field. The question "What type of Vehicle do you want to Register today?" is followed by four blue buttons: "Boat", "Snowmobile", "ATV or UTV", and "Off Hwy Motorcycle". At the bottom left, there is a link that says "Want to renew instead?".

- **Vehicle Search.** If the vehicle has been registered in Wisconsin before, and you have the Wisconsin registration number, select YES and enter it. If not available, select NO.

A screenshot of a web form titled "Register a ATV/UTV". It has an "Initial Questions" button. Below is a grey box labeled "Vehicle Type" with "ATV/UTV" selected. The question "Do you have a Wisconsin Registration Number for this vehicle?" is followed by two green buttons: "Yes" and "No".

- **Enter Serial Number.** If no registration number is available, you will be asked to enter the vehicle serial number. Select Continue. If the vehicle is not found, you will also be prompted to enter the model year.

A screenshot of the "Register a ATV/UTV" form showing an error. A blue banner at the top contains an "Info" icon and the message: "A Wisconsin registration has not been found for the Serial Number provided. Please review and confirm that your vehicle information is correct." Below this is an "Initial Questions" button. A grey box shows "Vehicle Type" as "ATV/UTV" and "Serial Number" as "ABC12345XYZ0000V001". Below this, there are two input fields: "Serial Number" (containing "ABC12345XYZ0000V001") and "Please provide your Model Year" (empty). At the bottom are "Cancel" and "Continue" buttons.

- Vehicle confirmation.** If that vehicle has been registered in Wisconsin before, it will find it in the database. If not, the system will assume it is a new registration. Use the information on the screen to confirm the vehicle is the one you wish to register. If it does not look correct, select NO and search again. Otherwise select YES if it is correct.

Register a ATV/UTV

Info We could not find your vehicle. Please confirm that your vehicle information is correct.

Initial Questions

Vehicle Type	Serial Number
ATV/UTV	ABC1234DEFGHIJ007

Is this the vehicle you wish to register?

- Serial number verification.** How did you confirm the serial number on your vehicle? Pick the one that most closely matches the document you copied the serial number from. Select Continue.

Register a ATV/UTV

Initial Questions

Vehicle Type	Serial Number
ATV/UTV	ABC1234DEFGHIJ007

How was the serial number on your recreational vehicle verified?

Registration Certificate
 MSO (Manufacturer's Statement of Origin)
 Title
 Dealer
 Supporting Document/Bill of Sale
 Recreational Vehicle Itself

- Vehicle Information.** Enter the specifications of your vehicle. Make sure to fill in all required fields and answer all required questions. Click on the **i** icons to help with definitions and descriptions.

ATV or UTV Information

Initial Questions **Vehicle Information**

Vehicle Type	Serial Number	Model Year
ATV/UTV	ABCD123456E7V0001	2019

Please provide the following information about your vehicle:
Unless otherwise noted, all fields are required

Make: Model: Nickname *Optional*:

Width (in): Weight (lbs): Engine Size (cc):

Number of tires?: Check if vehicle is equipped with an electric engine

Is this vehicle commercially designed and manufactured to be used primarily off a highway (and is NOT a golf cart, low-speed vehicle, dune buggy, mini-truck, or tracked vehicle)?
 Yes No

Is the vehicle equipped with a seat designed to be straddled? [More Information](#)
 Yes No

- Additional Questions.** Answer all the YES/NO questions regarding your vehicle accessories and specifics.

Additional Questions

Initial Questions **Vehicle Information**

Vehicle Type	Serial Number	Make	Model
ATV/UTV	ABCD123456E7V0001	Polaris	Razor

Unless otherwise noted, all fields are required

Was the vehicle originally manufactured with (and still has) a steering wheel?

Yes No

Was the vehicle originally manufactured with (and still has) 2 or more headlights?

Yes No

Was the vehicle originally manufactured with (and still has) 1 or more tail lights?

Yes No

Was the vehicle originally manufactured with (and still has) 1 or more brake lights?

Yes No

Was the vehicle originally manufactured with (and still has) a seat belt for each occupant?

Yes No

Was the vehicle originally manufactured with (and still has) a roll bar or device that protects occupants during a rollover?

Yes No

- **Purchase Information.** Enter the name and address of the person or business that sold you the vehicle

Purchase Information

Initial Questions > Vehicle Information > Purchase Information

Vehicle Type	Serial Number	Make	Model	Model Year
ATV/UTV	ABC1234DEFGHIJ007	Polaris	Sportsman	2017

Who did you obtain this vehicle from?

Name *Required*

Address

City State / Province Postal Code

Federal Tax ID (if purchased at a Dealer)

- **Tax Information.** Enter the date purchased and the Wisconsin county it will be primarily used/kept in. Enter the amount you paid for the vehicle. Make sure to answer all trade ins and tax exemption.

Tax Information

A 5% WI sales tax must be collected for all nonexempt private party or dealer sales. County and stadium use taxes may also apply and are based on where the vehicle is primarily kept/used while in Wisconsin. Credit will be given for state and local taxes previously paid by the registration (i.e. tax paid in another state where the sale took place).

NOTE: customers who dual register their vehicle in Wisconsin and another state are subject to sales tax if they have not paid state and local taxes.

Purchase Date Wisconsin County Primarily Used In

Purchase Amount

Was a trade-in included in the purchase?
 Yes
 No

Is the purchase eligible for tax exemption? [More Information](#)
 Yes
 No

Will you be riding only (exclusively) on private property (not for riding on public trails or frozen waterways)? [More Information](#)
 Yes
 No


Taxable Amount

- **Registration Summary Page.** View the summary of the information you have entered for your vehicle to ensure accuracy. Select **Yes** if you are satisfied with the information
- **UTV Registration type.** The system will determine the registration type for your vehicle based on your answers during the process. Take note of any **Add-on products** that you may select. ATV/UTVs allow both public and private registration. Select the ones you wish to add by checking the box.

ATV Public Registration

Allows user to operate on areas open to the public, private property with the appropriate permission, and the frozen surface of any lake or stream.

Price: \$30.00

Add-on At Cost 

ATV Private Registration \$15.00

ATV Private Agricultural Registration \$15.00

STEP 3: Make payment and print your temporary operating receipt

- **Shopping Cart.** Confirm your purchase is correct. Select your Payment Type (Credit Card or Checking Account) and select **Checkout**. Or select Keep Shopping if you need to purchase more.

[Remove all from cart](#)

ATV Public Registration 202004140002 Polaris Sportsmn 2019 Valid From 4/14/2020 - 3/31/2022	✕ Remove	\$30.00
Subtotal: \$30.00		Payment Type: <input type="text" value="Credit Card"/> <input type="button" value="v"/> 

- **Shipping Details.** Enter the location you would like your items shipped and select NEXT. *Note: The system will validate the address and recommend address adjustments if necessary.*

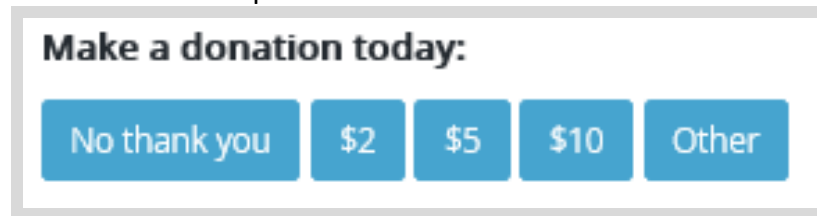
Shipping Details

First Name *Required* Middle Name Last Name *Required* Suffix

Organization Phone Number Email Address

Address *Required*

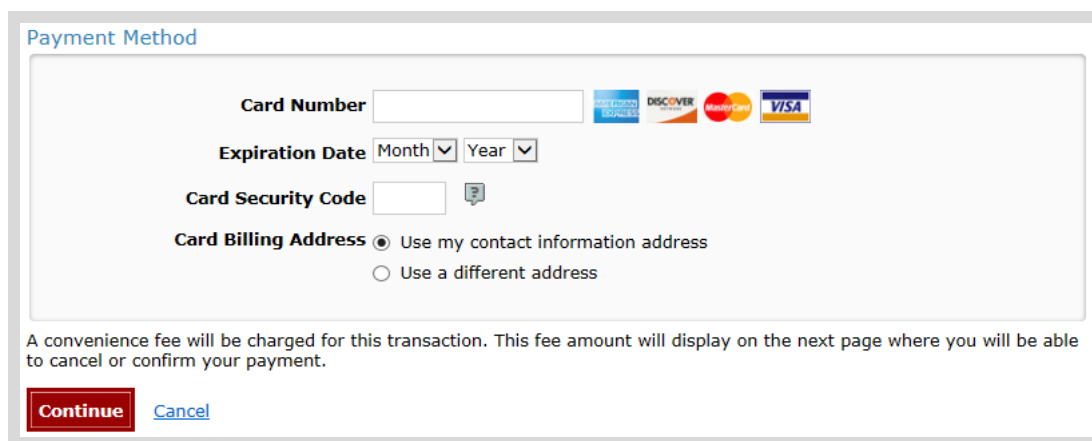
- **Donations:** Make a donation to the Cherish Wisconsin Fund. You may select one of the predetermined amounts or select Other to enter in a specific amount.







Make a donation today:

No thank you \$2 \$5 \$10 Other


- **Make Payment.** Check the screen for reminders and confirm the total. A convenience fee of 2% will be added to your total when a credit card is used. Select **Make Payment** when ready.
- **Payment Processing.** Scroll to the bottom and enter your credit card (or checking account) information. Select the red Continue button when finished.



Payment Method

Card Number    

Expiration Date Month Year

Card Security Code 

Card Billing Address Use my contact information address
 Use a different address

A convenience fee will be charged for this transaction. This fee amount will display on the next page where you will be able to cancel or confirm your payment.

Continue [Cancel](#)

- **Review Payment.** The last step before the license purchase is final. Confirm your payment details, payment method, Billing address, and contact info on the screen. Select **Confirm** when finished.
- **Confirmation.** Your purchase is final, but you are not done yet! Copy down the confirmation number or print the screen. Then select the red Continue To State Website button to return and print your license documents.

print this page for your records.' The Confirmation Number is XWNXCS000090099. A red button labeled 'Continue To State Website' is at the bottom." data-bbox="150 684 838 836"/>


Confirmation

You must click the "Continue" button below in order to return to the state agency's website.

Please keep a record of your Confirmation Number, or [print this page](#) for your records.

Confirmation Number **XWNXCS000090099**

Continue To State Website

- **Printing your license.** Now back in the Go Wild site, scroll down and select the **Receipt and License Documents**  button to open your receipt documents for printing.