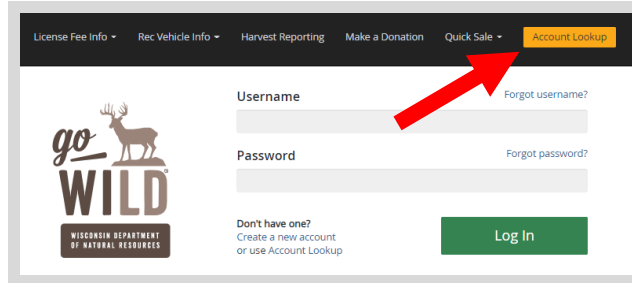


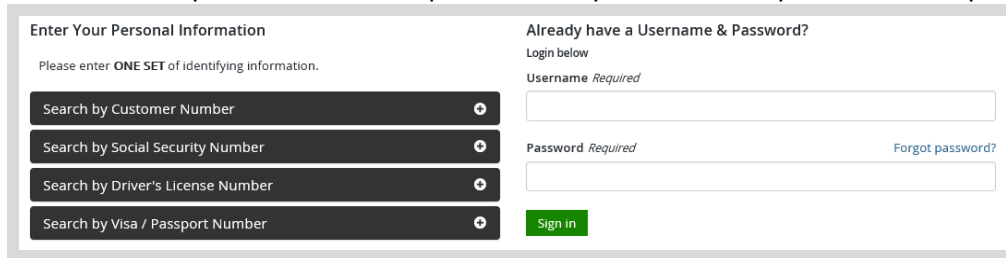
# HOW TO: Complete your registration in Go Wild

## STEP 1: Log into your Go Wild account

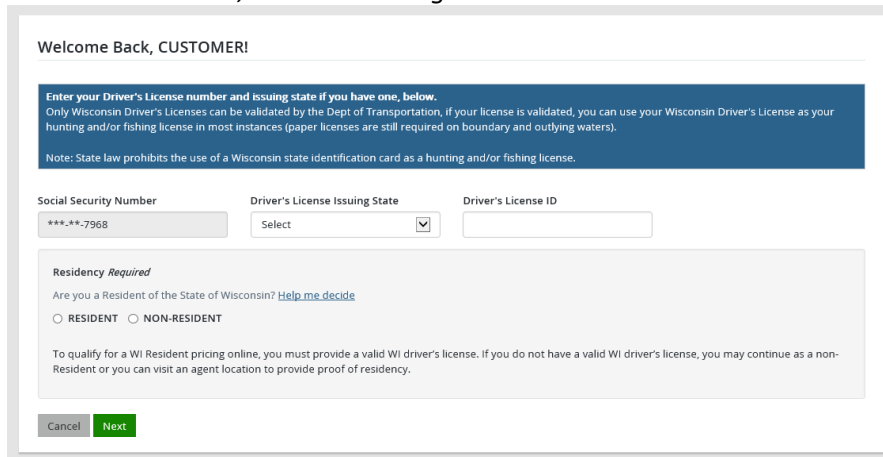
- **Visit the website [gowild.wi.gov](http://gowild.wi.gov).** If you have already set up a username/password for your account, you may log in directly using that. If you have not yet created a username/password, use the "Account Lookup" option to search for your account or create a new account if necessary.



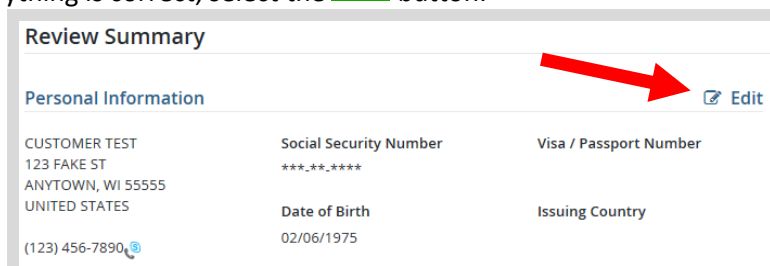
- **Access your Account** - Search for your existing customer record using one of the four personal information options on the left. Or enter your username and password for your account if you have already created one.



- **Welcome Back!** Enter your driver license information (optional). If you do not wish to enter your driver license, leave both the DL state and DL number blank. Next indicate your state residency (Wisconsin resident or nonresident). If you are unsure of your state residency, select the [Help me decide](#) link. *Note: To change your residency from nonresident to resident, all customers age 18 and over must include a WI driver license number.*

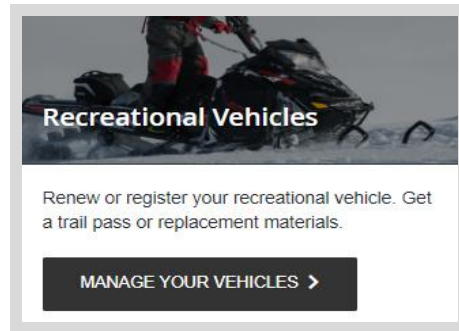


- **Review Summary.** Check your personal information for accuracy. If changes need to be made, select the [Edit](#) icon. If everything is correct, select the [Yes](#) button.



## STEP 2: Select your vehicle

- **Customer Homepage.** Locate the Recreational Vehicles section and select the MANAGE YOUR VEHICLES button.



- **My Vehicles.** Find the vehicle and select the “Complete Registration button”. If you only owe a payment on your registration, the button will say “Complete Payment”

My Vehicles				
Type	Reg #	Nickname/Year/Make/Model	Expiration Date	Actions
Boat	PENDING	Sailboat 2020 Original Non Motorized	3/31/2023	<a href="#">Print Pending Letter</a>
ATV	PENDING	2019 Polaris	3/31/2022	<a href="#">Complete Registration</a>
UTV	1264UV	test 2015 Private Original		<a href="#">Shop for more</a>
UTV	1264UX	2020 Homer Simpson	3/31/2022	<a href="#">Update</a> <a href="#">Shop for more</a>
UTV	451ZAC	1995 HONDA test	3/31/2022	<a href="#">Update</a> <a href="#">Shop for more</a>

[Done](#)

- **Edit Vehicle Information.** Complete all required fields with missing vehicle information and select the “Save” option at the bottom and your vehicle will be processed and your registration materials will be printed and mailed. *Note: If your vehicle transaction also requires additional payment, select the “Save and Complete Payment” button to proceed and make your payment.*

**Vehicle Information**  
Unless otherwise noted, all fields are required

Model Year: 2019	Make: Polaris
Model	Nickname <i>Optional</i>
Registration Number:	Vehicle Type: ATV
Registration Status: Pending	

**ATV Information**

Fuel Type: Gas	Engine Size (cc): 600
Weight (lbs) ⓘ	Width (in) ⓘ

Number of tires?: 4  
Serial Number: ATZMGCYKgb2B

**ATV Questions**

Is this vehicle commercially designed and manufactured to be used primarily off a highway (and is NOT a golf cart, low-speed vehicle, dune buggy, mini-truck, or tracked vehicle)?  
Yes

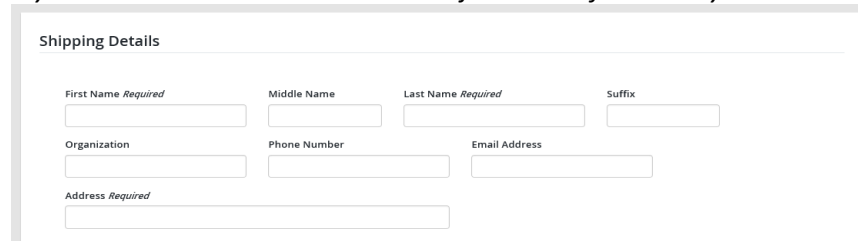
Is the vehicle equipped with a seat designed to be straddled? Yes

[Cancel](#) [Save & Complete Payment](#)

This registration is still pending payment of outstanding fees for the amount of \$5.00

## STEP 3: Make payment and print your temporary operating receipt

- **Shipping Details.** Enter the location you would like your items shipped and select NEXT. *Note: The system will check the address for any errors and recommend address adjustments if necessary.*



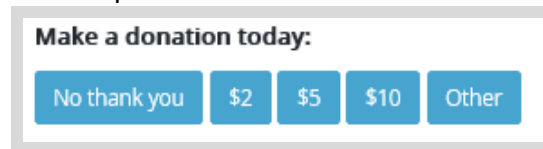
Shipping Details

First Name *Required* Middle Name Last Name *Required* Suffix

Organization Phone Number Email Address

Address *Required*

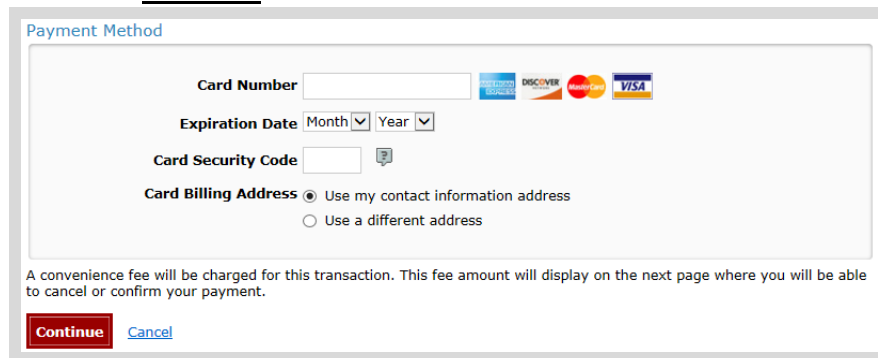
- **Donations:** Make a donation to the Cherish Wisconsin Fund. You may select one of the predetermined amounts or select Other to enter in a specific amount.







Make a donation today:

No thank you \$2 \$5 \$10 Other


- **Make Payment.** Check the screen for reminders and confirm the total. A convenience fee of 2% will be added to your total when a credit card is used. Select **Make Payment** when ready.
- **Payment Processing.** Scroll to the bottom and enter your credit card (or checking account) information. Select the red Continue button when finished.



Payment Method

Card Number     

Expiration Date Month  Year

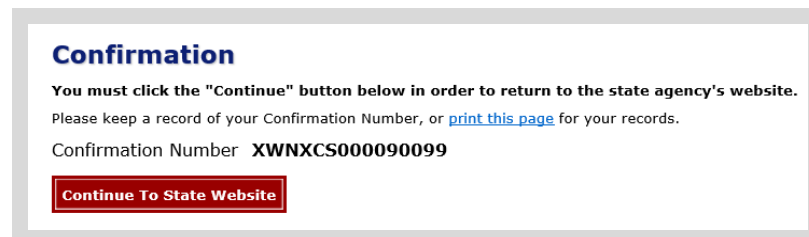
Card Security Code  

Card Billing Address  Use my contact information address  
 Use a different address

A convenience fee will be charged for this transaction. This fee amount will display on the next page where you will be able to cancel or confirm your payment.

**Continue** [Cancel](#)

- **Review Payment.** The last step before the purchase is final. Confirm your payment details, payment method, Billing address, and contact info on the screen. Select **Confirm** to continue.
- **Confirmation. IMPORTANT!** Your purchase is final, but you are not done yet! Copy down the confirmation number or print the screen. Then select the red Continue To State Website button to return and print your license documents.




**Confirmation**

You must click the "Continue" button below in order to return to the state agency's website.

Please keep a record of your Confirmation Number, or [print this page](#) for your records.

Confirmation Number **XWNXCS000090099**

**Continue To State Website**

- **Printing your license.** Now back in the Go Wild site, scroll down all the way to the bottom and select the **Receipt and License Documents**  button and open the documents for printing. You must carry this printed temporary operating receipt while you operate until your materials arrive via US Mail.