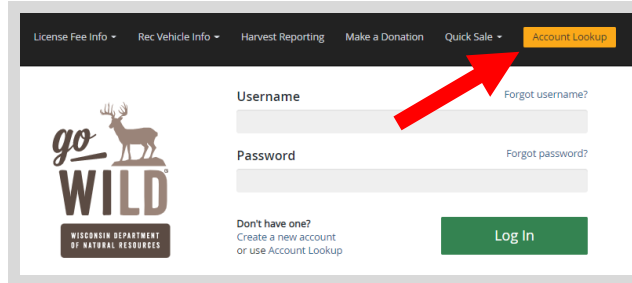


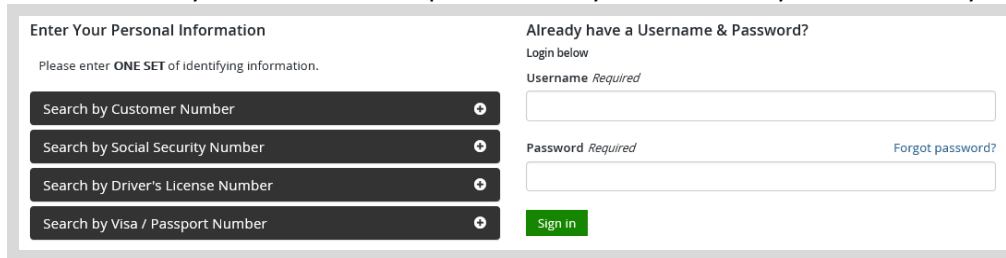
# HOW TO: Find a Safety Education course in Go Wild

## STEP 1: Log into your Go Wild account

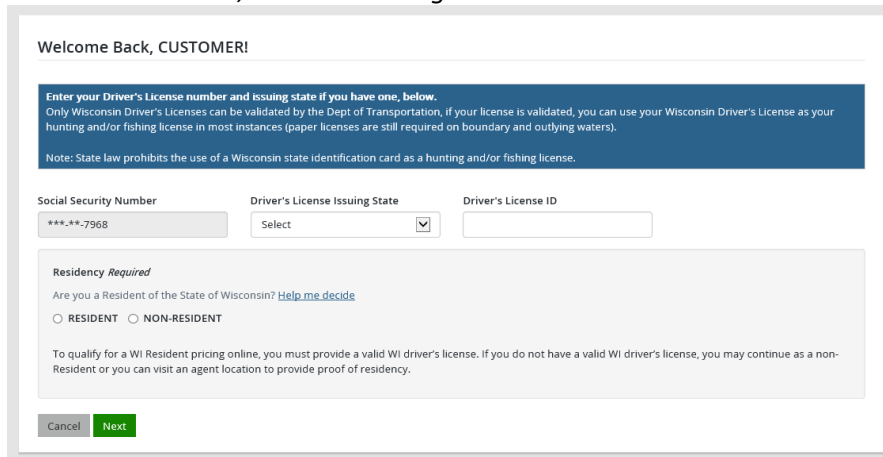
- **Visit the website [gowild.wi.gov](http://gowild.wi.gov).** If you have already set up a username/password for your account, you may log in directly using that. If you have not yet created a username/password, use the "Account Lookup" option to search for your account or create a new account if necessary.



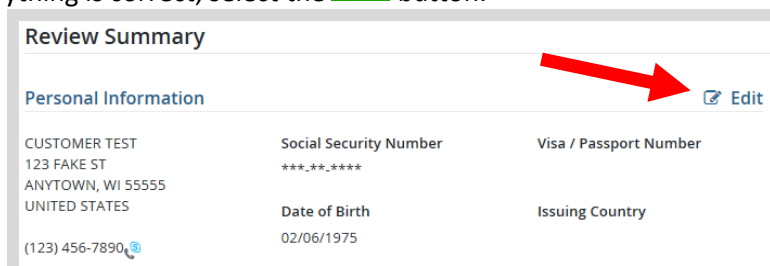
- **Access your Account** - Search for your existing customer record using one of the four personal information options on the left. Or enter your username and password for your account if you have already created one.



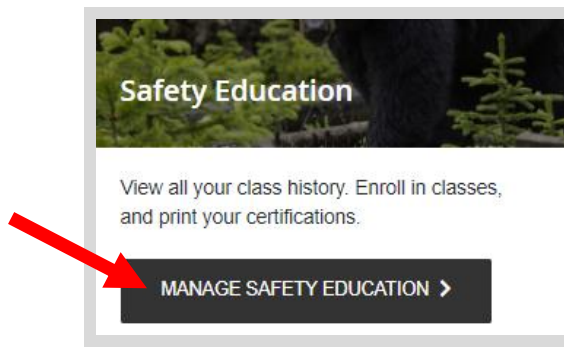
- **Welcome Back!** Enter your driver license information (optional). If you do not wish to enter your driver license, leave both the DL state and DL number blank. Next indicate your state residency (Wisconsin resident or nonresident). If you are unsure of your state residency, select the [Help me decide](#) link. *Note: To change your residency from nonresident to resident, all customers age 18 and over must include a WI driver license number.*



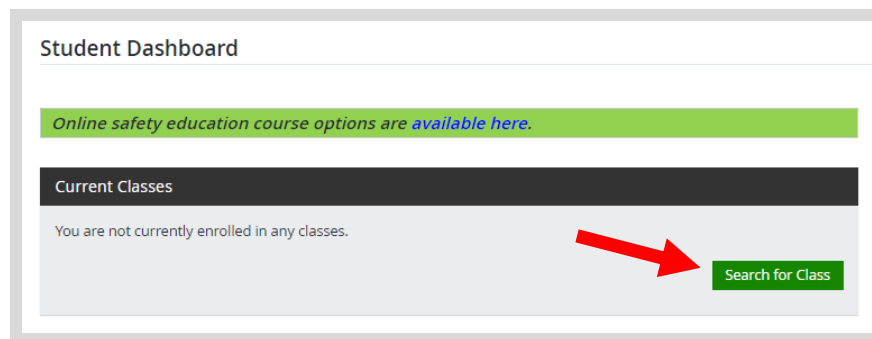
- **Review Summary.** Check your personal information for accuracy. If changes need to be made, select the [Edit](#) icon. If everything is correct, select the [Yes](#) button.



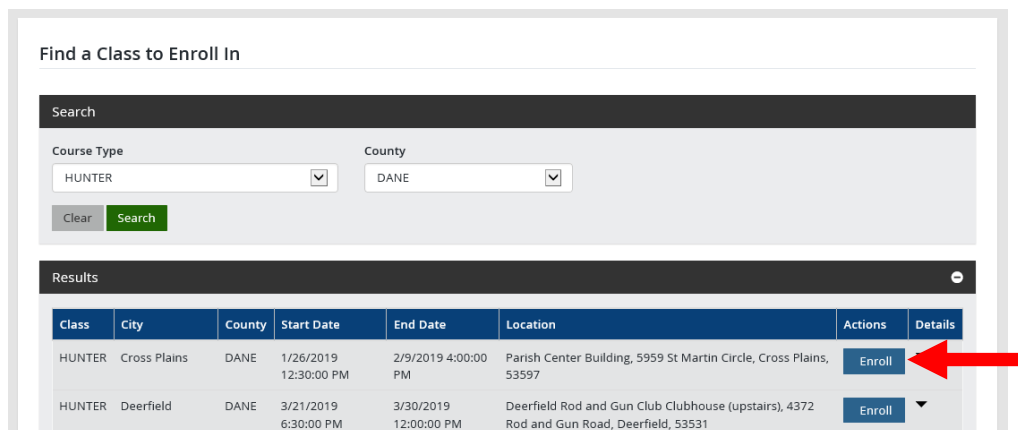
- **Your Home Page.** Locate the Section on Safety Education and select the link to MANAGE SAFETY EDUCATION.



- **Student Dashboard.** This page shows your student information, any classes you have already taken, and any classes you are currently enrolled in. Select **Search for Class** if you would like to find an in-person class to enroll. Or you may also select the blue link at the top to get enrollment info for online classes.



- **Search and Enroll.** Enter the Course Type (ATV, boat, snowmobile, hunter, etc.) you would like to look for and the County you would like to find the class in and select Search. Classes that are posted and ready for student sign-up will be listed. If the class has online enrollment, you may sign up by selecting the Enroll button. If not, you may enroll via phone by calling the instructor contact number.



- **Confirmed.** You will see a message at the top indicating you have successfully enrolled in the class. Select Done when you are ready to leave the page. If you change your mind, you can unenroll from your Student Dashboard.

