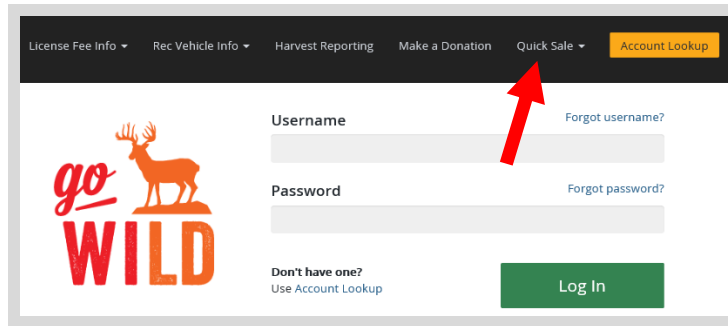


HOW TO: Purchase a Federal Migratory Bird Hunting Stamp

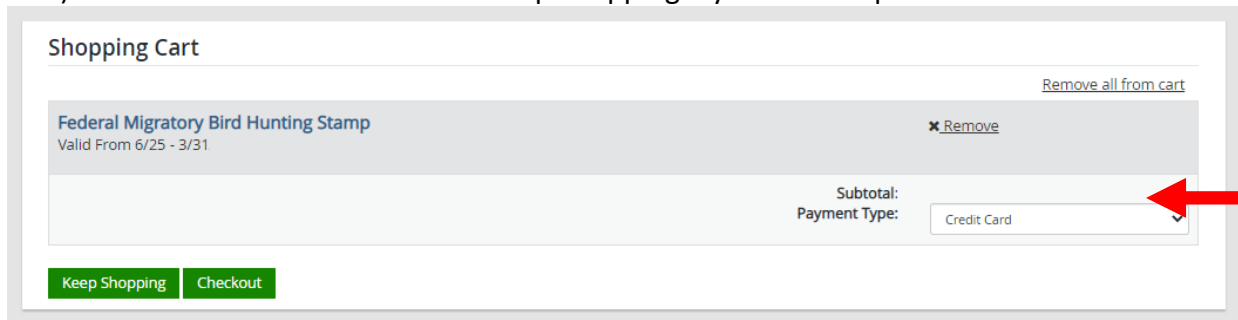
- Visit gowild.wi.gov. Select the “Quick Sale” link at the top of the screen and select Trail Passes.




- **Product Catalog.** Select the product for the Federal Migratory Bird Hunting Stamp.

Products	
Product Name	Description
Federal Migratory Bird Hunting Stamp	Federal Duck Stamp is required if you are 16 years...

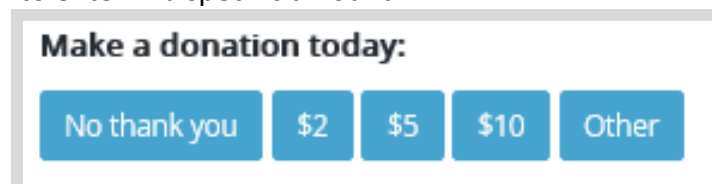
- **Shopping Cart.** Confirm your purchase is correct. Select your Payment Type (Credit Card or Checking Account) and select Checkout. Or select Keep Shopping if you need to purchase more.



- **Shipping Details.** Enter the location you would like your items shipped and select NEXT. *Note: The system will check the address for any errors and recommend address adjustments if necessary.*







- **Donations:** Make a donation to the Cherish Wisconsin Fund. You may select one of the predetermined amounts or select Other to enter in a specific amount.




- **Make Payment.** Check the screen for reminders and confirm the total. A convenience fee of 2% will be added to your total when a credit card is used. Select **Make Payment** when ready.
- **Payment Processing.** Scroll to the bottom and enter your credit card (or checking account) information. Select the red Continue button when finished.

Payment Method

Card Number    

Expiration Date Month Year

Card Security Code 

Card Billing Address Use my contact information address
 Use a different address

A convenience fee will be charged for this transaction. This fee amount will display on the next page where you will be able to cancel or confirm your payment.

Continue [Cancel](#)

- **Review Payment.** The last step before the license purchase is final. Confirm your payment details, payment method, Billing address, and contact info on the screen. Select **Confirm** when finished.
- **Confirmation.** Your purchase is final, but you are not done yet! Copy down the confirmation number or print the screen. Then select the red Continue To State Website button to return and print your license documents.


Confirmation

You must click the "Continue" button below in order to return to the state agency's website.

Please keep a record of your Confirmation Number, or [print this page](#) for your records.

Confirmation Number **XWNXCS000090099**

Continue To State Website

- **Printing your license.** Now back in the Go Wild site, scroll down and select the **Receipt and License Documents**  button to open your receipt documents for printing.